

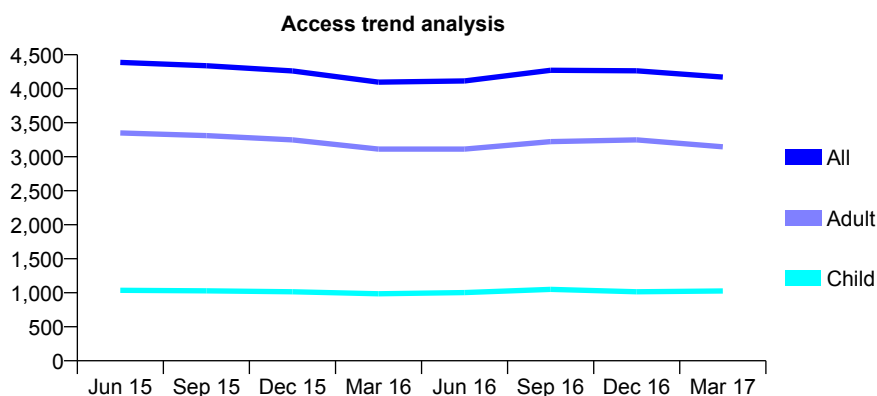
Q52 - Vital Signs At a Glance Contract Report for 101281/0009 - March 2017

Name or company name	OASIS DENTAL CARE LTD
Contract type name	GDS Contract
Purpose of contract	General
Contract start date	01/04/2006
Contract end date	

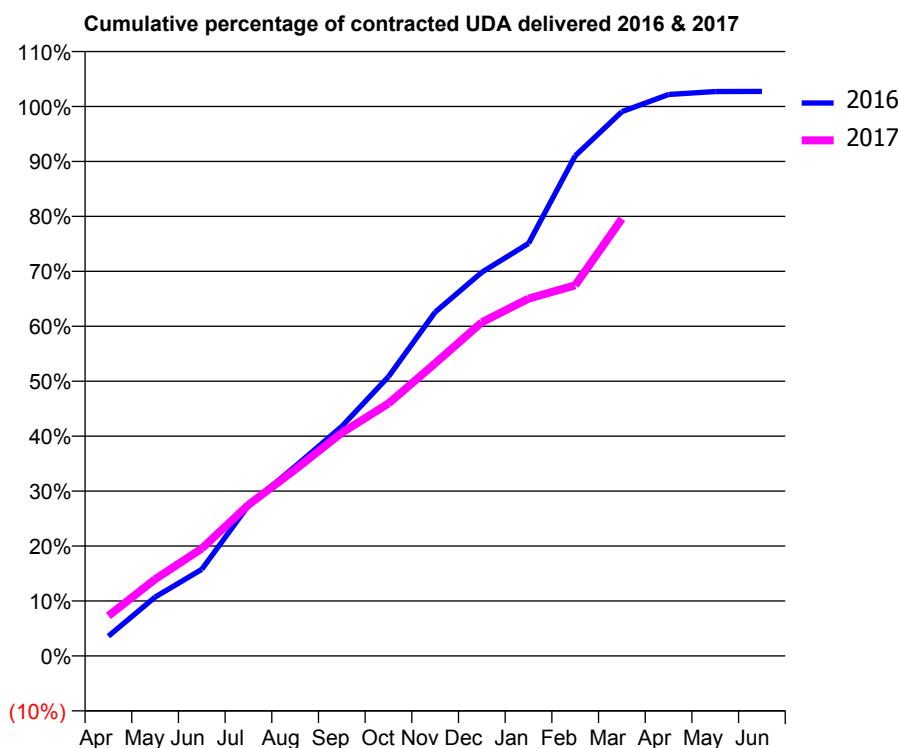
16/17 Contracted general activity (UDA)	15,000
Carry forward general activity (UDA)	-300
16/17 Contracted orthodontic activity (UOA)	0
Carry forward orthodontic activity (UOA)	0
Baseline contract value	£353,689.48

ACCESS*

Patients seen in 24 months	Total	Change since previous quarter
Quarter ending March 2016	4,098	
Quarter ending June 2016	4,115	→
Quarter ending September 2016	4,272	↑
Quarter ending December 2016	4,264	→
Quarter ending March 2017	4,172	↓
Variance since March 2016	1.8%	→



ACTIVITY



Month	Adjusted Scheduled Activity (UDA)	
	2016	2017
April	541	1,092
May	1,606	2,096
June	2,366	2,933
July	4,106	4,126
August	5,173	5,087
September	6,267	6,090
October	7,625	6,893
November	9,384	7,988
December	10,475	9,108
January	11,262	9,755
February	13,653	10,118
March	14,857	11,933
April	15,327	
May	15,407	
June	15,410	

QUALITY

	Quantity	Base Number	Contract	AT	Region	England
% of FP17s for the same patient ID Re-attending within 3 months - Children	135	1,449	9.3%	11.4%	13.3%	12.3%
% of FP17s for the same patient ID Re-attending within 3 months - Adults	533	4,330	12.3%	15.5%	17.3%	16.7%
% of FP17s for the same patient ID Re-attending between 3 & 9 months - Children	764	1,449	52.7%	59.5%	58.9%	57.6%
% of FP17s for the same patient ID Re-attending between 3 & 9 months - Adults	2,297	4,330	53.0%	54.0%	52.2%	50.1%
% of FP17s for Band 1 Urgent Courses	324	5,601	5.8%	8.8%	9.2%	9.1%
% of FP17s Relating to Free Repair or Replacements	105	5,601	1.9%	0.9%	1.0%	0.8%
% of FP17s Relating to Continuations	100	5,601	1.8%	1.3%	1.4%	1.2%
% of Patients satisfied with the dentistry they have received	4	4	N/A	92.4%	93.1%	92.8%
% of Patients satisfied with the time they had to wait for an appointment	4	4	N/A	87.6%	89.5%	88.7%

* This is based on patients treated on this contract for their most recent course of treatment. Figures in italics indicate the base number of FP17s or Patient Questionnaire responses are less than 100. N/A is shown where the base number of responses is less than 10 during the period. % is calculated as Quantity/Base number*100

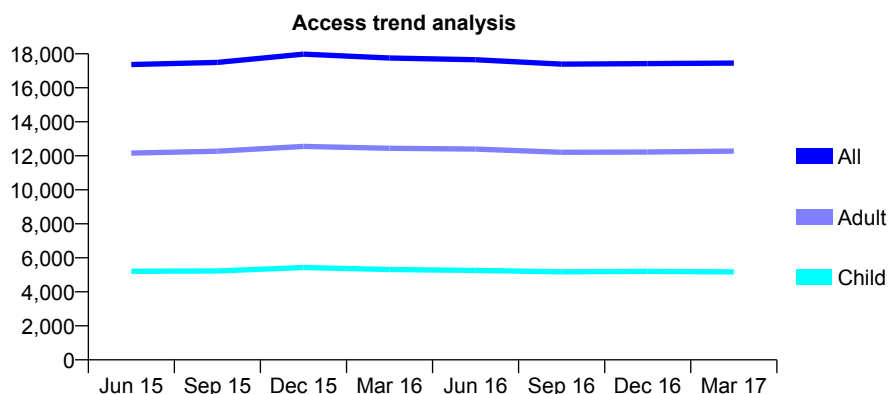
Q52 - Vital Signs At a Glance Contract Report for 101281/0012 - March 2017

Name or company name	OASIS DENTAL CARE LTD
Contract type name	GDS Contract
Purpose of contract	General
Contract start date	01/04/2006
Contract end date	

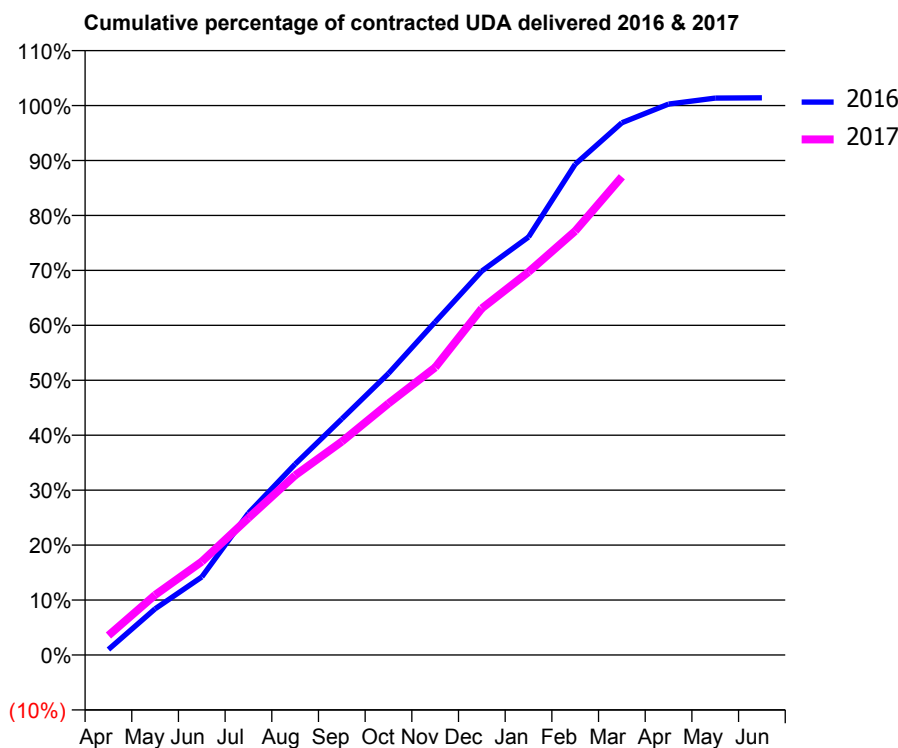
16/17 Contracted general activity (UDA)	49,799
Carry forward general activity (UDA)	0
16/17 Contracted orthodontic activity (UOA)	0
Carry forward orthodontic activity (UOA)	0
Baseline contract value	£1,423,720.19

ACCESS*

Patients seen in 24 months	Total	Change since previous quarter
Quarter ending March 2016	17,751	
Quarter ending June 2016	17,654	→
Quarter ending September 2016	17,392	↓
Quarter ending December 2016	17,426	→
Quarter ending March 2017	17,458	→
Variance since March 2016	(1.7%)	↓



ACTIVITY



Month	Adjusted Scheduled Activity (UDA)	
	2016	2017
April	497	1,774
May	4,131	5,446
June	6,968	8,459
July	12,678	12,412
August	17,047	16,286
September	21,080	19,337
October	25,146	22,797
November	29,744	26,062
December	34,291	31,411
January	37,323	34,712
February	43,829	38,421
March	47,530	43,340
April	49,202	
May	49,733	
June	49,753	

QUALITY

	Quantity	Base Number	Contract	AT	Region	England
% of FP17s for the same patient ID Re-attending within 3 months - Children	636	8,167	7.8%	11.4%	13.3%	12.3%
% of FP17s for the same patient ID Re-attending within 3 months - Adults	2,132	17,160	12.4%	15.5%	17.3%	16.7%
% of FP17s for the same patient ID Re-attending between 3 & 9 months - Children	5,369	8,167	65.7%	59.5%	58.9%	57.6%
% of FP17s for the same patient ID Re-attending between 3 & 9 months - Adults	10,486	17,160	61.1%	54.0%	52.2%	50.1%
% of FP17s for Band 1 Urgent Courses	1,253	23,798	5.3%	8.8%	9.2%	9.1%
% of FP17s Relating to Free Repair or Replacements	212	23,798	0.9%	0.9%	1.0%	0.8%
% of FP17s Relating to Continuations	83	23,798	0.3%	1.3%	1.4%	1.2%
% of Patients satisfied with the dentistry they have received	13	17	76.5%	92.4%	93.1%	92.8%
% of Patients satisfied with the time they had to wait for an appointment	13	17	76.5%	87.6%	89.5%	88.7%

* This is based on patients treated on this contract for their most recent course of treatment. Figures in italics indicate the base number of FP17s or Patient Questionnaire responses are less than 100. N/A is shown where the base number of responses is less than 10 during the period. % is calculated as Quantity/Base number*100

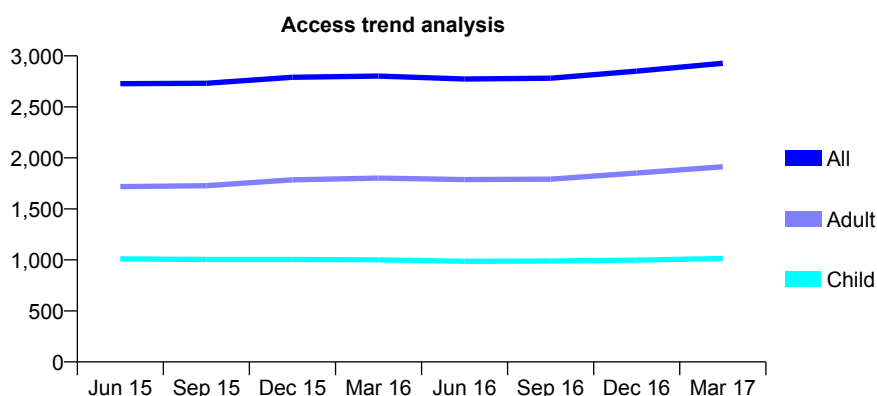
Q52 - Vital Signs At a Glance Contract Report for 101281/0013 - March 2017

Name or company name	OASIS DENTAL CARE LTD
Contract type name	GDS Contract
Purpose of contract	General
Contract start date	01/04/2006
Contract end date	

16/17 Contracted general activity (UDA)	8,210
Carry forward general activity (UDA)	308
16/17 Contracted orthodontic activity (UOA)	0
Carry forward orthodontic activity (UOA)	0
Baseline contract value	£222,417.99

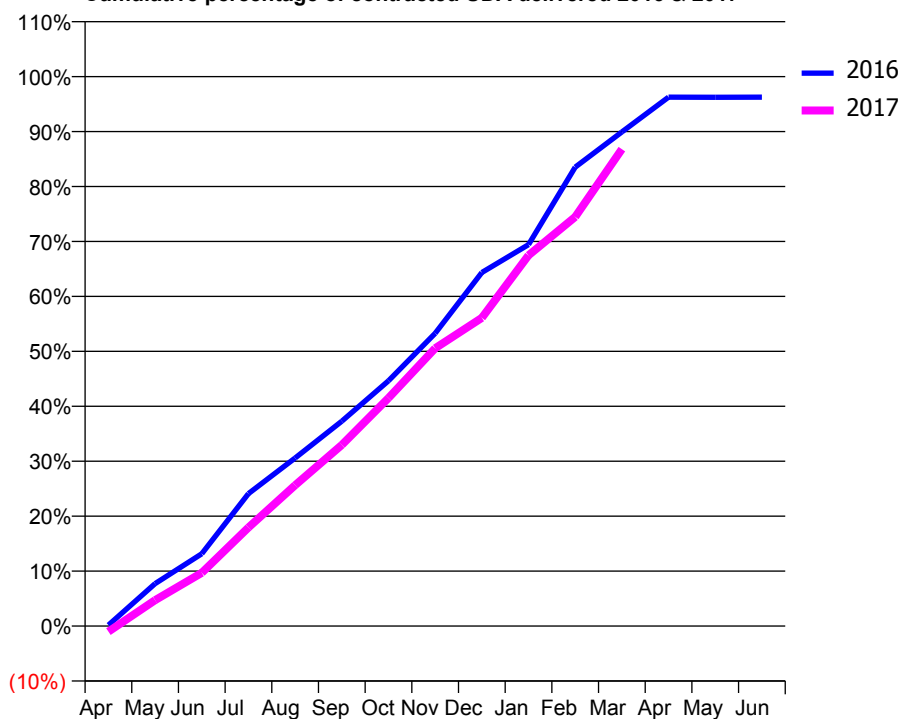
ACCESS*

Patients seen in 24 months	Total	Change since previous quarter
Quarter ending March 2016	2,802	
Quarter ending June 2016	2,773	↓
Quarter ending September 2016	2,781	→
Quarter ending December 2016	2,850	↑
Quarter ending March 2017	2,927	↑
Variance since March 2016	4.5%	↑



ACTIVITY

Cumulative percentage of contracted UDA delivered 2016 & 2017



Month	Adjusted Scheduled Activity (UDA)	
	2016	2017
April	14	-85
May	634	387
June	1,081	796
July	1,980	1,474
August	2,511	2,106
September	3,062	2,707
October	3,665	3,408
November	4,373	4,151
December	5,284	4,606
January	5,700	5,539
February	6,857	6,113
March	7,383	7,125
April	7,902	
May	7,901	
June	7,902	

QUALITY

	Quantity	Base Number	Contract	AT	Region	England
% of FP17s for the same patient ID Re-attending within 3 months - Children	98	1,725	5.7%	11.4%	13.3%	12.3%
% of FP17s for the same patient ID Re-attending within 3 months - Adults	262	2,897	9.0%	15.5%	17.3%	16.7%
% of FP17s for the same patient ID Re-attending between 3 & 9 months - Children	1,267	1,725	73.4%	59.5%	58.9%	57.6%
% of FP17s for the same patient ID Re-attending between 3 & 9 months - Adults	1,946	2,897	67.2%	54.0%	52.2%	50.1%
% of FP17s for Band 1 Urgent Courses	153	4,351	3.5%	8.8%	9.2%	9.1%
% of FP17s Relating to Free Repair or Replacements	18	4,351	0.4%	0.9%	1.0%	0.8%
% of FP17s Relating to Continuations	5	4,351	0.1%	1.3%	1.4%	1.2%
% of Patients satisfied with the dentistry they have received	3	3	N/A	92.4%	93.1%	92.8%
% of Patients satisfied with the time they had to wait for an appointment	3	3	N/A	87.6%	89.5%	88.7%

* This is based on patients treated on this contract for their most recent course of treatment. Figures in italics indicate the base number of FP17s or Patient Questionnaire responses are less than 100. N/A is shown where the base number of responses is less than 10 during the period. % is calculated as Quantity/Base number*100

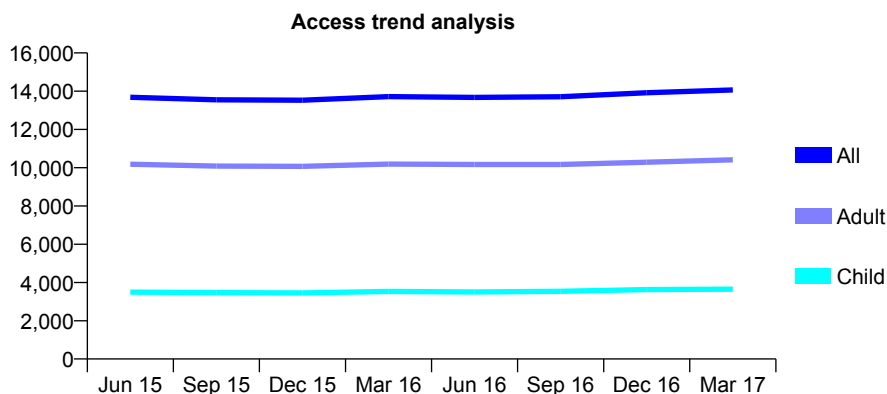
Q52 - Vital Signs At a Glance Contract Report for 101281/0016 - March 2017

Name or company name	OASIS DENTAL CARE LTD
Contract type name	PDS Contract
Purpose of contract	General
Contract start date	01/04/2006
Contract end date	31/03/2021

16/17 Contracted general activity (UDA)	44,534
Carry forward general activity (UDA)	-476
16/17 Contracted orthodontic activity (UOA)	0
Carry forward orthodontic activity (UOA)	0
Baseline contract value	£1,254,888.70

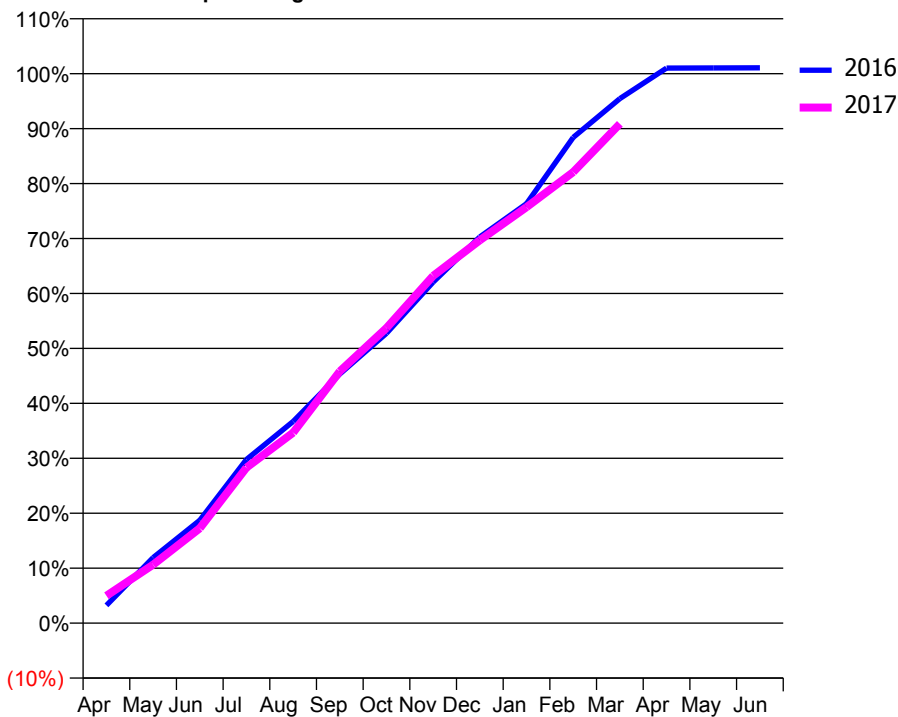
ACCESS*

Patients seen in 24 months	Total	Change since previous quarter
Quarter ending March 2016	13,715	
Quarter ending June 2016	13,672	→
Quarter ending September 2016	13,709	→
Quarter ending December 2016	13,918	→
Quarter ending March 2017	14,067	→
Variance since March 2016	2.6%	↑



ACTIVITY

Cumulative percentage of contracted UDA delivered 2016 & 2017



Month	Adjusted Scheduled Activity (UDA)	
	2016	2017
April	1,447	2,221
May	5,317	4,736
June	8,342	7,688
July	13,271	12,604
August	16,349	15,441
September	20,195	20,408
October	23,486	23,924
November	27,640	28,146
December	31,300	31,028
January	33,989	33,715
February	39,365	36,551
March	42,513	40,470
April	44,982	
May	44,994	
June	45,010	

QUALITY

	Quantity	Base Number	Contract	AT	Region	England
% of FP17s for the same patient ID Re-attending within 3 months - Children	431	6,103	7.1%	11.4%	13.3%	12.3%
% of FP17s for the same patient ID Re-attending within 3 months - Adults	2,601	16,968	15.3%	15.5%	17.3%	16.7%
% of FP17s for the same patient ID Re-attending between 3 & 9 months - Children	4,091	6,103	67.0%	59.5%	58.9%	57.6%
% of FP17s for the same patient ID Re-attending between 3 & 9 months - Adults	10,797	16,968	63.6%	54.0%	52.2%	50.1%
% of FP17s for Band 1 Urgent Courses	1,191	21,764	5.5%	8.8%	9.2%	9.1%
% of FP17s Relating to Free Repair or Replacements	178	21,764	0.8%	0.9%	1.0%	0.8%
% of FP17s Relating to Continuations	290	21,764	1.3%	1.3%	1.4%	1.2%
% of Patients satisfied with the dentistry they have received	13	19	68.4%	92.4%	93.1%	92.8%
% of Patients satisfied with the time they had to wait for an appointment	16	19	84.2%	87.6%	89.5%	88.7%

* This is based on patients treated on this contract for their most recent course of treatment. Figures in italics indicate the base number of FP17s or Patient Questionnaire responses are less than 100. N/A is shown where the base number of responses is less than 10 during the period. % is calculated as Quantity/Base number*100

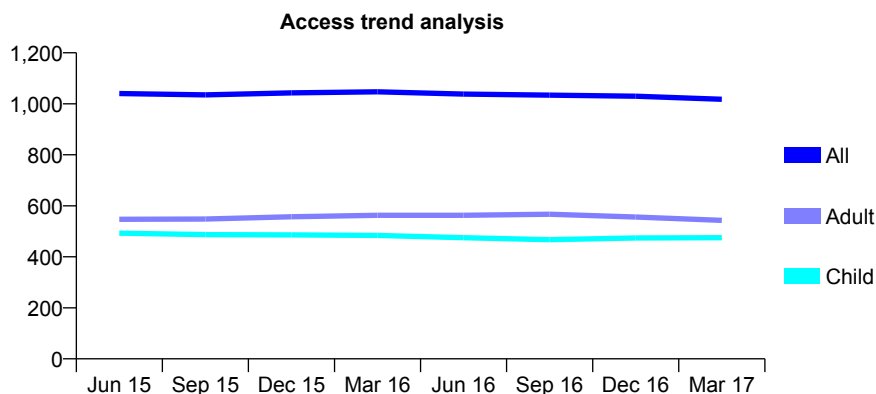
Q52 - Vital Signs At a Glance Contract Report for 101281/0024 - March 2017

Name or company name	OASIS DENTAL CARE LTD
Contract type name	GDS Contract
Purpose of contract	General
Contract start date	01/04/2006
Contract end date	

16/17 Contracted general activity (UDA)	2,579
Carry forward general activity (UDA)	-52
16/17 Contracted orthodontic activity (UOA)	0
Carry forward orthodontic activity (UOA)	0
Baseline contract value	£62,514.61

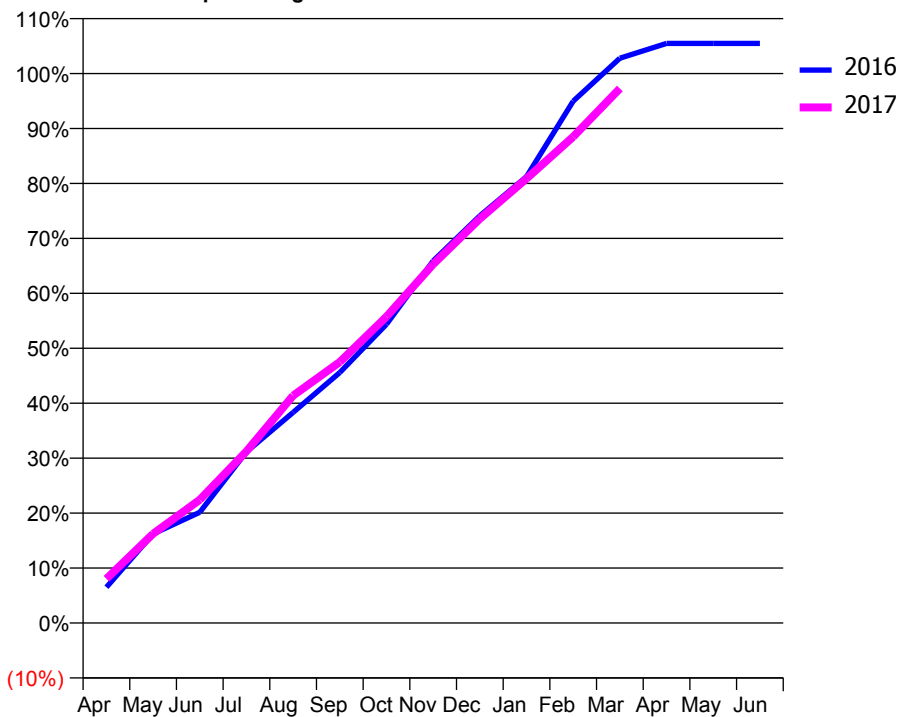
ACCESS*

Patients seen in 24 months	Total	Change since previous quarter
Quarter ending March 2016	1,047	
Quarter ending June 2016	1,038	→
Quarter ending September 2016	1,034	→
Quarter ending December 2016	1,030	→
Quarter ending March 2017	1,018	↓
Variance since March 2016	(2.8%)	↓



ACTIVITY

Cumulative percentage of contracted UDA delivered 2016 & 2017



Month	Adjusted Scheduled Activity (UDA)	
	2016	2017
April	168	207
May	418	419
June	520	578
July	803	806
August	989	1,067
September	1,176	1,225
October	1,402	1,438
November	1,700	1,684
December	1,911	1,897
January	2,095	2,085
February	2,449	2,282
March	2,651	2,509
April	2,720	
May	2,720	
June	2,720	

QUALITY

	Quantity	Base Number	Contract	AT	Region	England
% of FP17s for the same patient ID Re-attending within 3 months - Children	43	854	5.0%	11.4%	13.3%	12.3%
% of FP17s for the same patient ID Re-attending within 3 months - Adults	71	838	8.5%	15.5%	17.3%	16.7%
% of FP17s for the same patient ID Re-attending between 3 & 9 months - Children	681	854	79.7%	59.5%	58.9%	57.6%
% of FP17s for the same patient ID Re-attending between 3 & 9 months - Adults	637	838	76.0%	54.0%	52.2%	50.1%
% of FP17s for Band 1 Urgent Courses	23	1,640	1.4%	8.8%	9.2%	9.1%
% of FP17s Relating to Free Repair or Replacements	11	1,640	0.7%	0.9%	1.0%	0.8%
% of FP17s Relating to Continuations	8	1,640	0.5%	1.3%	1.4%	1.2%
% of Patients satisfied with the dentistry they have received	2	2	N/A	92.4%	93.1%	92.8%
% of Patients satisfied with the time they had to wait for an appointment	1	2	N/A	87.6%	89.5%	88.7%

* This is based on patients treated on this contract for their most recent course of treatment. Figures in italics indicate the base number of FP17s or Patient Questionnaire responses are less than 100. N/A is shown where the base number of responses is less than 10 during the period. % is calculated as Quantity/Base number*100

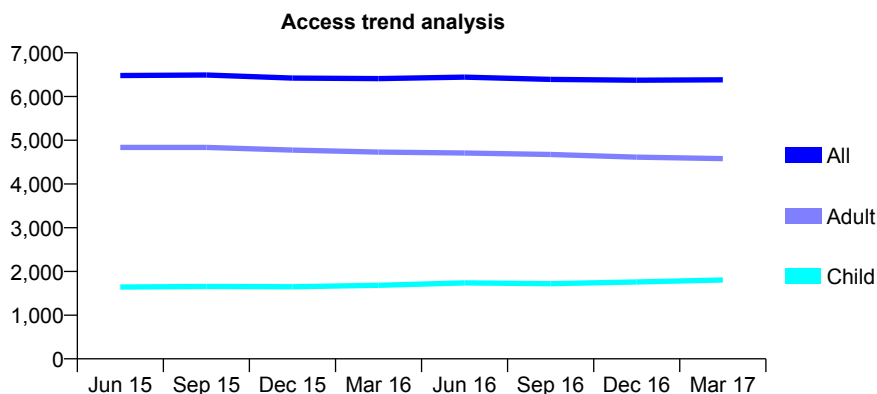
Q52 - Vital Signs At a Glance Contract Report for 101281/0030 - March 2017

Name or company name	OASIS DENTAL CARE LTD
Contract type name	GDS Contract
Purpose of contract	General
Contract start date	01/04/2006
Contract end date	

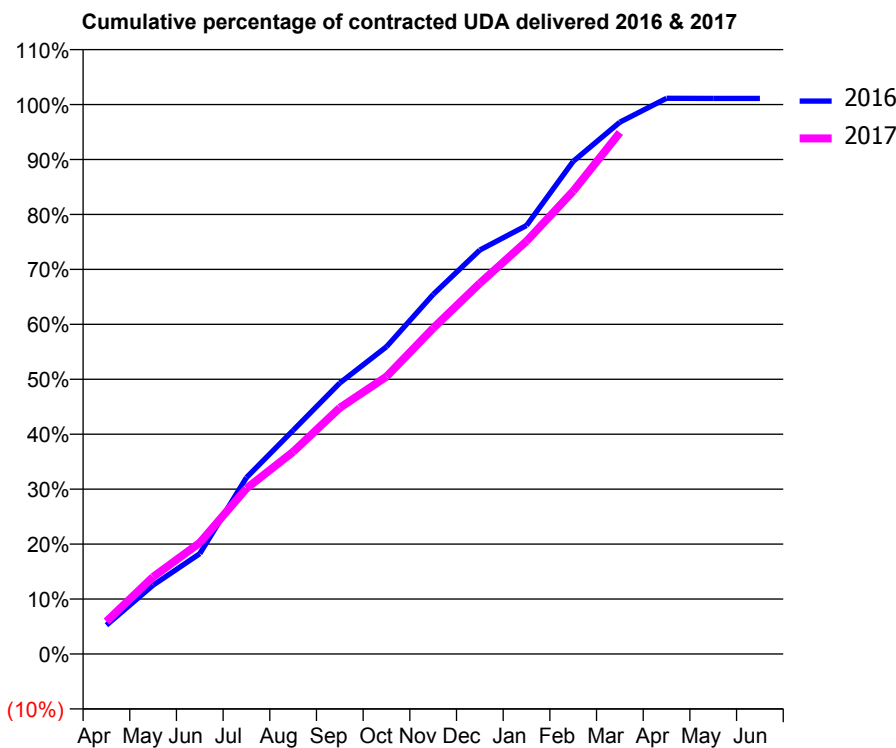
16/17 Contracted general activity (UDA)	20,500
Carry forward general activity (UDA)	-225
16/17 Contracted orthodontic activity (UOA)	0
Carry forward orthodontic activity (UOA)	0
Baseline contract value	£586,551.07

ACCESS*

Patients seen in 24 months	Total	Change since previous quarter
Quarter ending March 2016	6,409	
Quarter ending June 2016	6,444	→
Quarter ending September 2016	6,392	→
Quarter ending December 2016	6,372	→
Quarter ending March 2017	6,383	→
Variance since March 2016	(0.4%)	→



ACTIVITY



Month	Adjusted Scheduled Activity (UDA)	
	2016	2017
April	1,075	1,217
May	2,571	2,879
June	3,742	4,151
July	6,584	6,175
August	8,344	7,544
September	10,110	9,187
October	11,462	10,352
November	13,415	12,158
December	15,070	13,831
January	15,988	15,399
February	18,379	17,268
March	19,839	19,451
April	20,730	
May	20,728	
June	20,725	

QUALITY

	Quantity	Base Number	Contract	AT	Region	England
% of FP17s for the same patient ID Re-attending within 3 months - Children	253	2,984	8.5%	11.4%	13.3%	12.3%
% of FP17s for the same patient ID Re-attending within 3 months - Adults	1,229	7,988	15.4%	15.5%	17.3%	16.7%
% of FP17s for the same patient ID Re-attending between 3 & 9 months - Children	1,786	2,984	59.9%	59.5%	58.9%	57.6%
% of FP17s for the same patient ID Re-attending between 3 & 9 months - Adults	5,185	7,988	64.9%	54.0%	52.2%	50.1%
% of FP17s for Band 1 Urgent Courses	416	10,548	3.9%	8.8%	9.2%	9.1%
% of FP17s Relating to Free Repair or Replacements	73	10,548	0.7%	0.9%	1.0%	0.8%
% of FP17s Relating to Continuations	231	10,548	2.2%	1.3%	1.4%	1.2%
% of Patients satisfied with the dentistry they have received	10	10	100.0%	92.4%	93.1%	92.8%
% of Patients satisfied with the time they had to wait for an appointment	10	10	100.0%	87.6%	89.5%	88.7%

* This is based on patients treated on this contract for their most recent course of treatment. Figures in italics indicate the base number of FP17s or Patient Questionnaire responses are less than 100. N/A is shown where the base number of responses is less than 10 during the period. % is calculated as Quantity/Base number*100

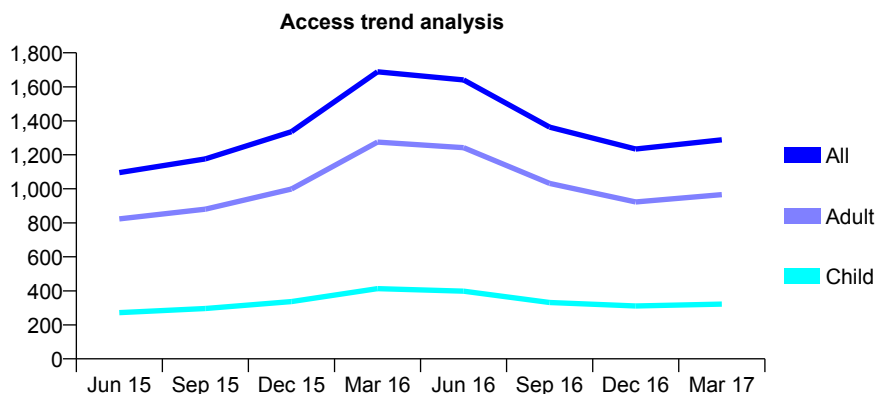
Q52 - Vital Signs At a Glance Contract Report for 101281/0184 - March 2017

Name or company name	OASIS DENTAL CARE LTD
Contract type name	PDS Contract
Purpose of contract	General
Contract start date	22/09/2008
Contract end date	21/09/2018

16/17 Contracted general activity (UDA)	5,500
Carry forward general activity (UDA)	-110
16/17 Contracted orthodontic activity (UOA)	0
Carry forward orthodontic activity (UOA)	0
Baseline contract value	£171,958.81

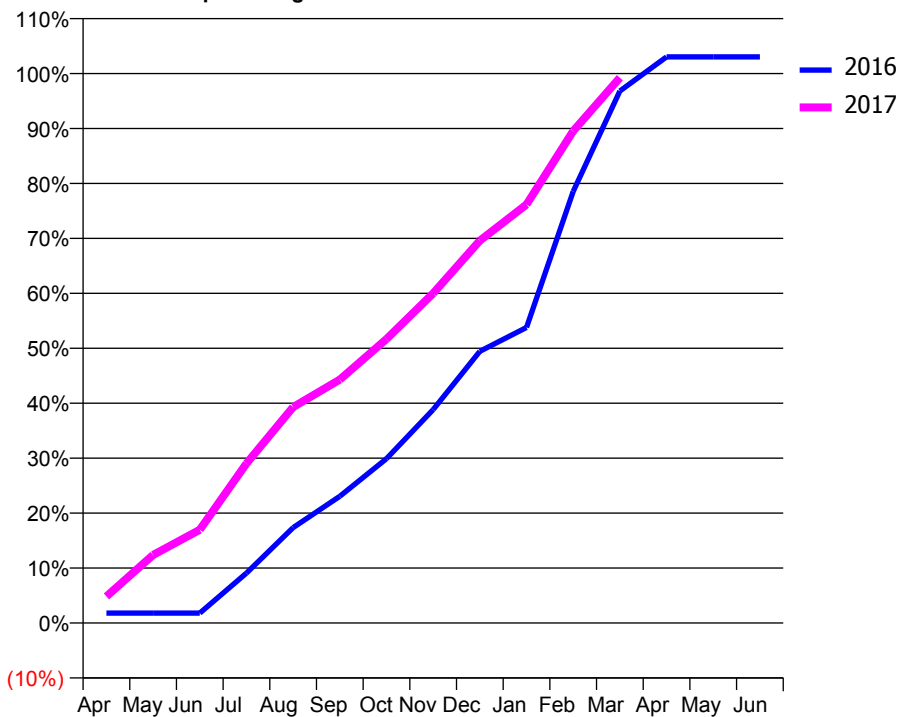
ACCESS*

Patients seen in 24 months	Total	Change since previous quarter
Quarter ending March 2016	1,688	
Quarter ending June 2016	1,640	↓
Quarter ending September 2016	1,363	↓
Quarter ending December 2016	1,234	↓
Quarter ending March 2017	1,288	↑
Variance since March 2016	(23.7%)	↓



ACTIVITY

Cumulative percentage of contracted UDA delivered 2016 & 2017



Month	Adjusted Scheduled Activity (UDA)	
	2016	2017
April	100	267
May	100	681
June	100	934
July	500	1,598
August	955	2,162
September	1,269	2,436
October	1,646	2,842
November	2,136	3,300
December	2,719	3,827
January	2,958	4,189
February	4,320	4,924
March	5,324	5,458
April	5,667	
May	5,667	
June	5,667	

QUALITY

	Quantity	Base Number	Contract	AT	Region	England
% of FP17s for the same patient ID Re-attending within 3 months - Children	39	486	8.0%	11.4%	13.3%	12.3%
% of FP17s for the same patient ID Re-attending within 3 months - Adults	210	1,473	14.3%	15.5%	17.3%	16.7%
% of FP17s for the same patient ID Re-attending between 3 & 9 months - Children	249	486	51.2%	59.5%	58.9%	57.6%
% of FP17s for the same patient ID Re-attending between 3 & 9 months - Adults	804	1,473	54.6%	54.0%	52.2%	50.1%
% of FP17s for Band 1 Urgent Courses	97	1,845	5.3%	8.8%	9.2%	9.1%
% of FP17s Relating to Free Repair or Replacements	58	1,845	3.1%	0.9%	1.0%	0.8%
% of FP17s Relating to Continuations	79	1,845	4.3%	1.3%	1.4%	1.2%
% of Patients satisfied with the dentistry they have received	1	1	N/A	92.4%	93.1%	92.8%
% of Patients satisfied with the time they had to wait for an appointment	1	1	N/A	87.6%	89.5%	88.7%

* This is based on patients treated on this contract for their most recent course of treatment. Figures in italics indicate the base number of FP17s or Patient Questionnaire responses are less than 100. N/A is shown where the base number of responses is less than 10 during the period. % is calculated as Quantity/Base number*100

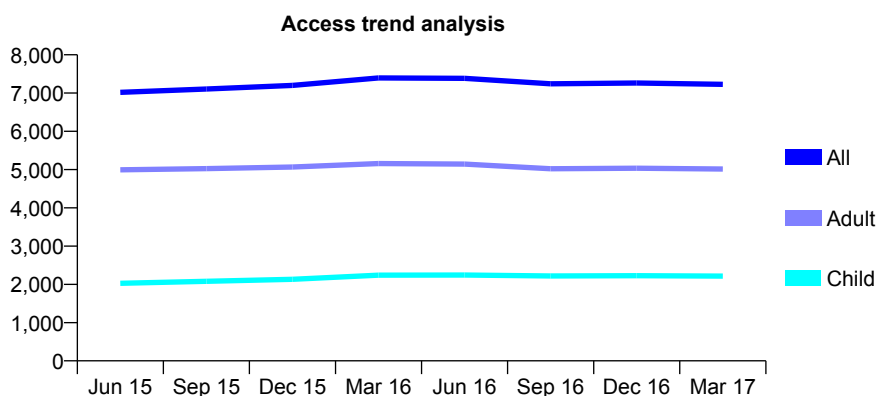
Q52 - Vital Signs At a Glance Contract Report for 101338/0051 - March 2017

Name or company name	Whitecross Dental Care Limited
Contract type name	GDS Contract
Purpose of contract	General
Contract start date	02/07/2007
Contract end date	

16/17 Contracted general activity (UDA)	22,200
Carry forward general activity (UDA)	144
16/17 Contracted orthodontic activity (UOA)	0
Carry forward orthodontic activity (UOA)	0
Baseline contract value	£594,382.58

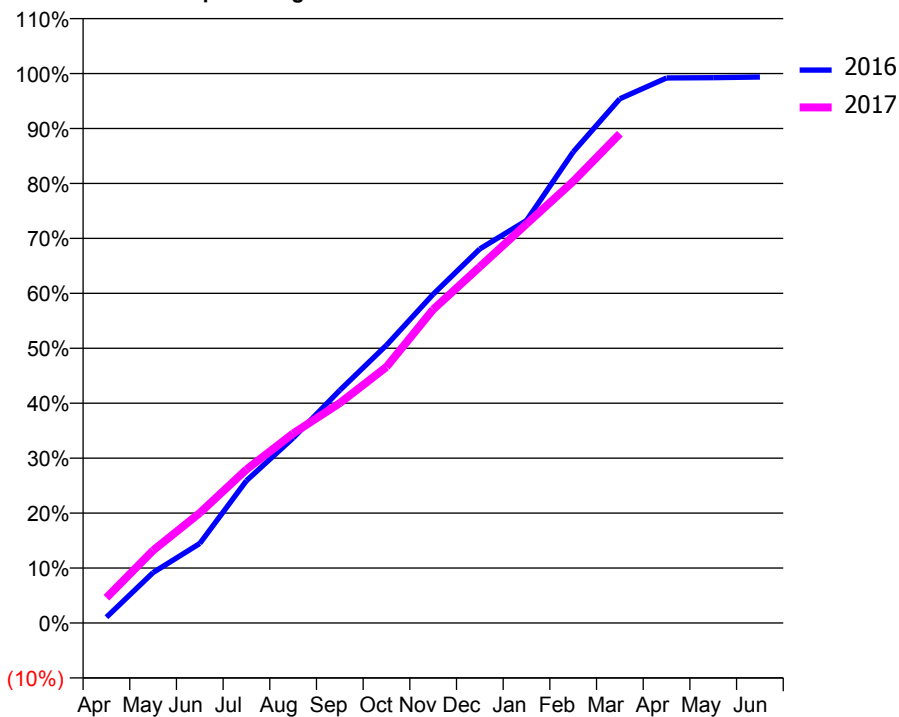
ACCESS*

Patients seen in 24 months	Total	Change since previous quarter
Quarter ending March 2016	7,396	
Quarter ending June 2016	7,386	→
Quarter ending September 2016	7,242	↓
Quarter ending December 2016	7,262	→
Quarter ending March 2017	7,227	→
Variance since March 2016	(2.3%)	↓



ACTIVITY

Cumulative percentage of contracted UDA delivered 2016 & 2017



Month	Adjusted Scheduled Activity (UDA)	
	2016	2017
April	233	1,021
May	2,037	2,931
June	3,213	4,449
July	5,751	6,205
August	7,473	7,660
September	9,404	8,887
October	11,225	10,348
November	13,284	12,668
December	15,117	14,391
January	16,261	16,123
February	19,031	17,842
March	21,178	19,768
April	22,022	
May	22,030	
June	22,056	

QUALITY

	Quantity	Base Number	Contract	AT	Region	England
% of FP17s for the same patient ID Re-attending within 3 months - Children	197	2,449	8.0%	11.4%	13.3%	12.3%
% of FP17s for the same patient ID Re-attending within 3 months - Adults	966	5,891	16.4%	15.5%	17.3%	16.7%
% of FP17s for the same patient ID Re-attending between 3 & 9 months - Children	1,163	2,449	47.5%	59.5%	58.9%	57.6%
% of FP17s for the same patient ID Re-attending between 3 & 9 months - Adults	2,840	5,891	48.2%	54.0%	52.2%	50.1%
% of FP17s for Band 1 Urgent Courses	750	8,019	9.4%	8.8%	9.2%	9.1%
% of FP17s Relating to Free Repair or Replacements	65	8,019	0.8%	0.9%	1.0%	0.8%
% of FP17s Relating to Continuations	223	8,019	2.8%	1.3%	1.4%	1.2%
% of Patients satisfied with the dentistry they have received	4	5	N/A	92.4%	93.1%	92.8%
% of Patients satisfied with the time they had to wait for an appointment	3	5	N/A	87.6%	89.5%	88.7%

* This is based on patients treated on this contract for their most recent course of treatment. Figures in italics indicate the base number of FP17s or Patient Questionnaire responses are less than 100. N/A is shown where the base number of responses is less than 10 during the period. % is calculated as Quantity/Base number*100

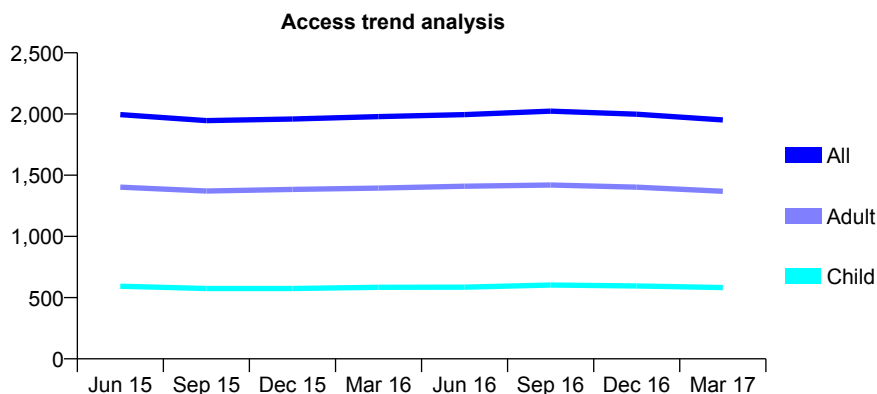
Q52 - Vital Signs At a Glance Contract Report for 101338/0052 - March 2017

Name or company name	Whitecross Dental Care Limited
Contract type name	GDS Contract
Purpose of contract	General
Contract start date	02/07/2007
Contract end date	

16/17 Contracted general activity (UDA)	7,500
Carry forward general activity (UDA)	-5
16/17 Contracted orthodontic activity (UOA)	0
Carry forward orthodontic activity (UOA)	0
Baseline contract value	£200,804.92

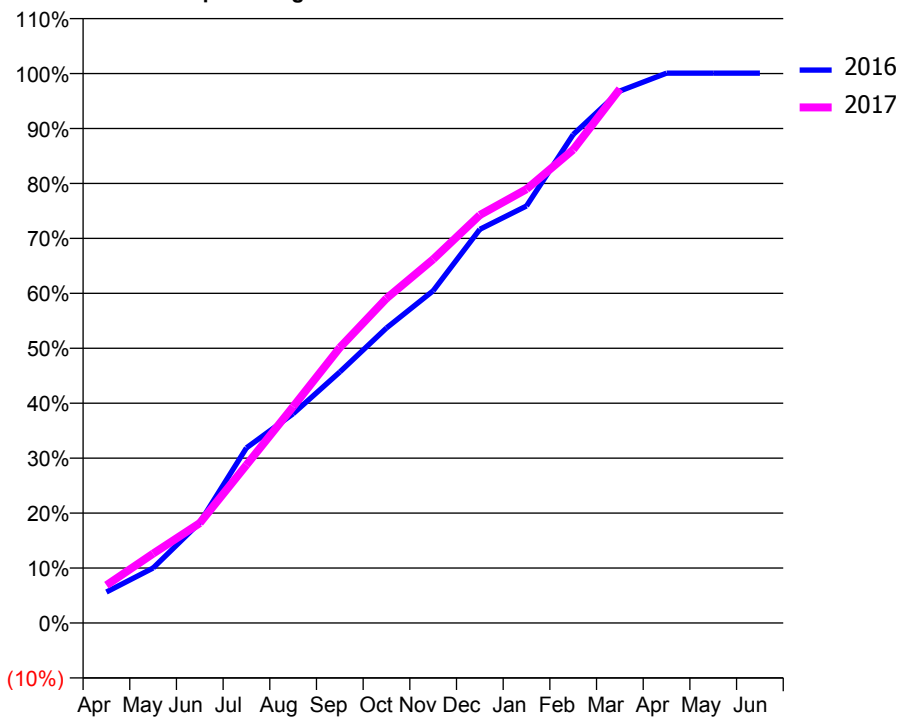
ACCESS*

Patients seen in 24 months	Total	Change since previous quarter
Quarter ending March 2016	1,979	
Quarter ending June 2016	1,995	→
Quarter ending September 2016	2,023	→
Quarter ending December 2016	1,998	↓
Quarter ending March 2017	1,951	↓
Variance since March 2016	(1.4%)	↓



ACTIVITY

Cumulative percentage of contracted UDA delivered 2016 & 2017



Month	Adjusted Scheduled Activity (UDA)	
	2016	2017
April	424	516
May	751	947
June	1,371	1,365
July	2,390	2,158
August	2,856	2,953
September	3,425	3,759
October	4,026	4,431
November	4,535	4,965
December	5,373	5,568
January	5,692	5,921
February	6,667	6,460
March	7,260	7,290
April	7,505	
May	7,505	
June	7,505	

QUALITY

	Quantity	Base Number	Contract	AT	Region	England
% of FP17s for the same patient ID Re-attending within 3 months - Children	71	993	7.2%	11.4%	13.3%	12.3%
% of FP17s for the same patient ID Re-attending within 3 months - Adults	328	2,152	15.2%	15.5%	17.3%	16.7%
% of FP17s for the same patient ID Re-attending between 3 & 9 months - Children	567	993	57.1%	59.5%	58.9%	57.6%
% of FP17s for the same patient ID Re-attending between 3 & 9 months - Adults	1,188	2,152	55.2%	54.0%	52.2%	50.1%
% of FP17s for Band 1 Urgent Courses	237	3,036	7.8%	8.8%	9.2%	9.1%
% of FP17s Relating to Free Repair or Replacements	8	3,036	0.3%	0.9%	1.0%	0.8%
% of FP17s Relating to Continuations	8	3,036	0.3%	1.3%	1.4%	1.2%
% of Patients satisfied with the dentistry they have received	2	2	N/A	92.4%	93.1%	92.8%
% of Patients satisfied with the time they had to wait for an appointment	2	2	N/A	87.6%	89.5%	88.7%

* This is based on patients treated on this contract for their most recent course of treatment. Figures in italics indicate the base number of FP17s or Patient Questionnaire responses are less than 100. N/A is shown where the base number of responses is less than 10 during the period. % is calculated as Quantity/Base number*100

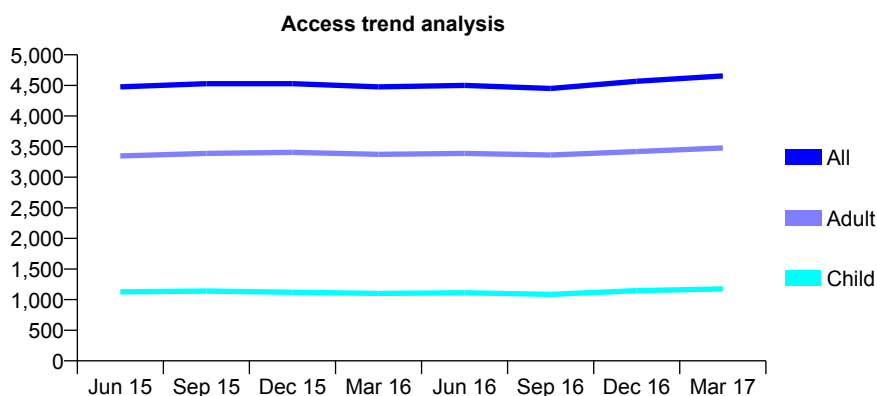
Q52 - Vital Signs At a Glance Contract Report for 101338/0053 - March 2017

Name or company name	Whitecross Dental Care Limited
Contract type name	GDS Contract
Purpose of contract	General
Contract start date	02/07/2007
Contract end date	

16/17 Contracted general activity (UDA)	16,523
Carry forward general activity (UDA)	475
16/17 Contracted orthodontic activity (UOA)	0
Carry forward orthodontic activity (UOA)	0
Baseline contract value	£447,374.12

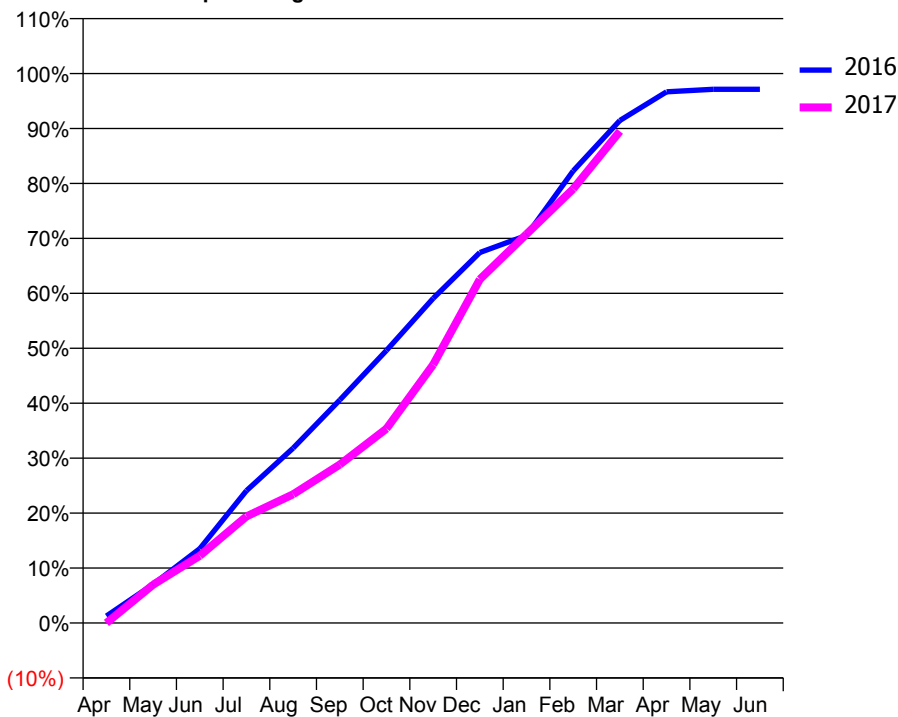
ACCESS*

Patients seen in 24 months	Total	Change since previous quarter
Quarter ending March 2016	4,476	
Quarter ending June 2016	4,501	→
Quarter ending September 2016	4,450	↓
Quarter ending December 2016	4,568	↑
Quarter ending March 2017	4,654	→
Variance since March 2016	4.0%	↑



ACTIVITY

Cumulative percentage of contracted UDA delivered 2016 & 2017



Month	Adjusted Scheduled Activity (UDA)	
	2016	2017
April	211	-4
May	1,164	1,154
June	2,234	2,022
July	3,981	3,204
August	5,260	3,871
September	6,705	4,765
October	8,198	5,844
November	9,763	7,770
December	11,142	10,336
January	11,655	11,694
February	13,596	13,053
March	15,109	14,785
April	15,972	
May	16,048	
June	16,048	

QUALITY

	Quantity	Base Number	Contract	AT	Region	England
% of FP17s for the same patient ID Re-attending within 3 months - Children	116	1,743	6.7%	11.4%	13.3%	12.3%
% of FP17s for the same patient ID Re-attending within 3 months - Adults	587	4,866	12.1%	15.5%	17.3%	16.7%
% of FP17s for the same patient ID Re-attending between 3 & 9 months - Children	919	1,743	52.7%	59.5%	58.9%	57.6%
% of FP17s for the same patient ID Re-attending between 3 & 9 months - Adults	2,689	4,866	55.3%	54.0%	52.2%	50.1%
% of FP17s for Band 1 Urgent Courses	240	6,309	3.8%	8.8%	9.2%	9.1%
% of FP17s Relating to Free Repair or Replacements	53	6,309	0.8%	0.9%	1.0%	0.8%
% of FP17s Relating to Continuations	141	6,309	2.2%	1.3%	1.4%	1.2%
% of Patients satisfied with the dentistry they have received	6	6	N/A	92.4%	93.1%	92.8%
% of Patients satisfied with the time they had to wait for an appointment	5	6	N/A	87.6%	89.5%	88.7%

* This is based on patients treated on this contract for their most recent course of treatment. Figures in italics indicate the base number of FP17s or Patient Questionnaire responses are less than 100. N/A is shown where the base number of responses is less than 10 during the period. % is calculated as Quantity/Base number*100

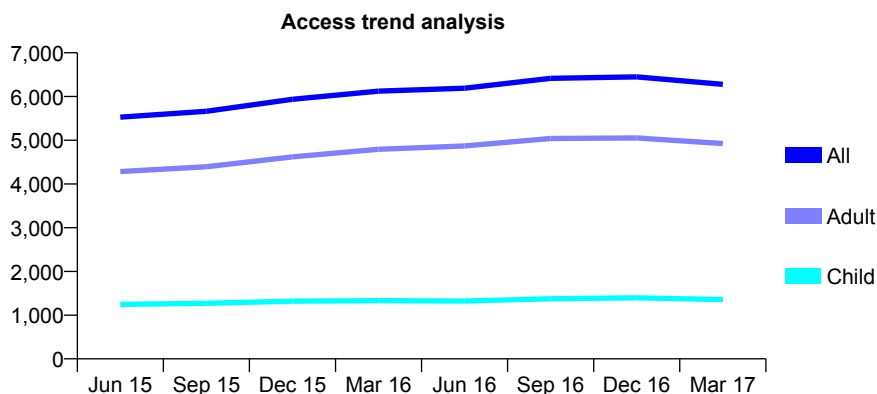
Q52 - Vital Signs At a Glance Contract Report for 101338/0054 - March 2017

Name or company name	Whitecross Dental Care Limited
Contract type name	GDS Contract
Purpose of contract	General
Contract start date	02/07/2007
Contract end date	

16/17 Contracted general activity (UDA)	20,500
Carry forward general activity (UDA)	0
16/17 Contracted orthodontic activity (UOA)	0
Carry forward orthodontic activity (UOA)	0
Baseline contract value	£548,866.79

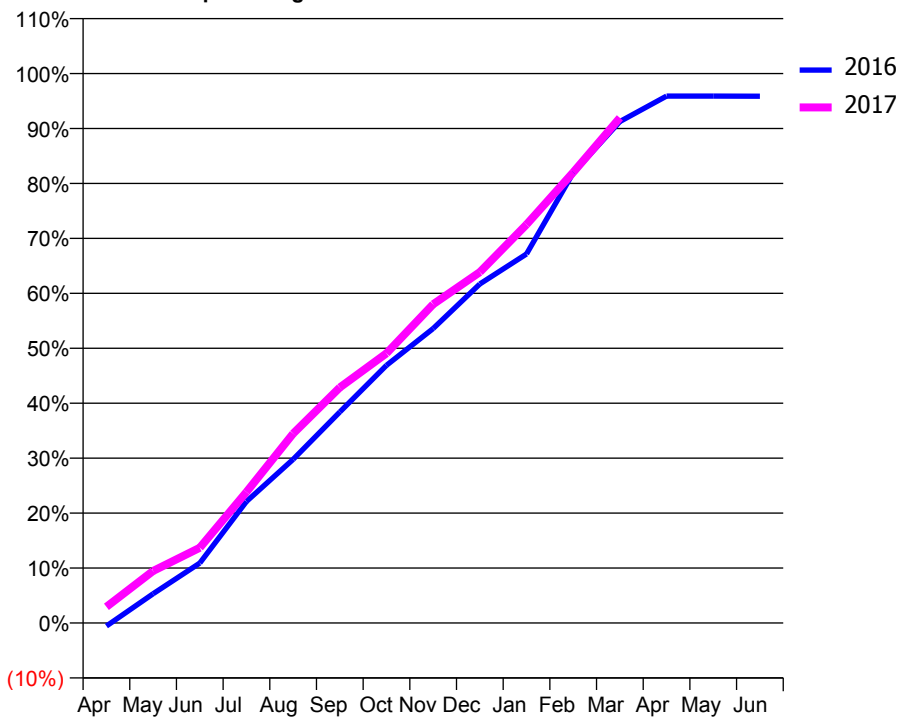
ACCESS*

Patients seen in 24 months	Total	Change since previous quarter
Quarter ending March 2016	6,124	
Quarter ending June 2016	6,191	→
Quarter ending September 2016	6,415	↑
Quarter ending December 2016	6,450	→
Quarter ending March 2017	6,278	↓
Variance since March 2016	2.5%	↑



ACTIVITY

Cumulative percentage of contracted UDA delivered 2016 & 2017



Month	Adjusted Scheduled Activity (UDA)	
	2016	2017
April	-116	606
May	1,093	1,944
June	2,236	2,807
July	4,532	4,889
August	6,106	7,065
September	7,870	8,790
October	9,615	10,061
November	10,987	11,893
December	12,650	13,092
January	13,767	14,869
February	16,792	16,811
March	18,705	18,847
April	19,656	
May	19,656	
June	19,655	

QUALITY

	Quantity	Base Number	Contract	AT	Region	England
% of FP17s for the same patient ID Re-attending within 3 months - Children	142	1,907	7.4%	11.4%	13.3%	12.3%
% of FP17s for the same patient ID Re-attending within 3 months - Adults	967	6,416	15.1%	15.5%	17.3%	16.7%
% of FP17s for the same patient ID Re-attending between 3 & 9 months - Children	979	1,907	51.3%	59.5%	58.9%	57.6%
% of FP17s for the same patient ID Re-attending between 3 & 9 months - Adults	3,086	6,416	48.1%	54.0%	52.2%	50.1%
% of FP17s for Band 1 Urgent Courses	532	8,013	6.6%	8.8%	9.2%	9.1%
% of FP17s Relating to Free Repair or Replacements	159	8,013	2.0%	0.9%	1.0%	0.8%
% of FP17s Relating to Continuations	154	8,013	1.9%	1.3%	1.4%	1.2%
% of Patients satisfied with the dentistry they have received	4	4	N/A	92.4%	93.1%	92.8%
% of Patients satisfied with the time they had to wait for an appointment	2	4	N/A	87.6%	89.5%	88.7%

* This is based on patients treated on this contract for their most recent course of treatment. Figures in italics indicate the base number of FP17s or Patient Questionnaire responses are less than 100. N/A is shown where the base number of responses is less than 10 during the period. % is calculated as Quantity/Base number*100

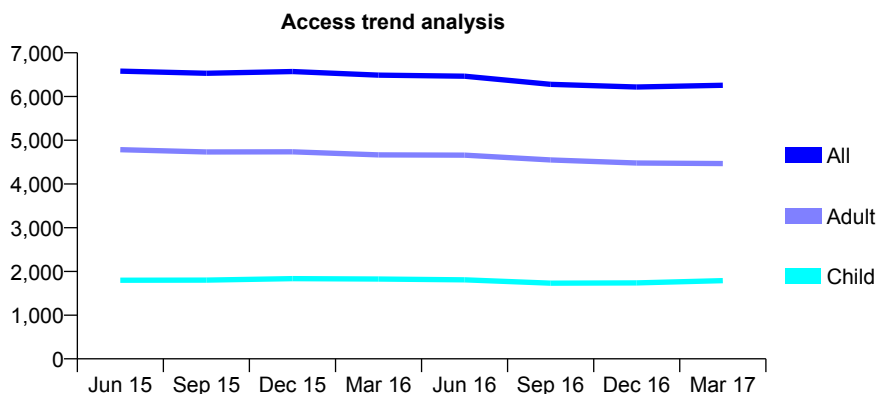
Q52 - Vital Signs At a Glance Contract Report for 101338/0055 - March 2017

Name or company name	Whitecross Dental Care Limited
Contract type name	GDS Contract
Purpose of contract	General
Contract start date	02/07/2007
Contract end date	

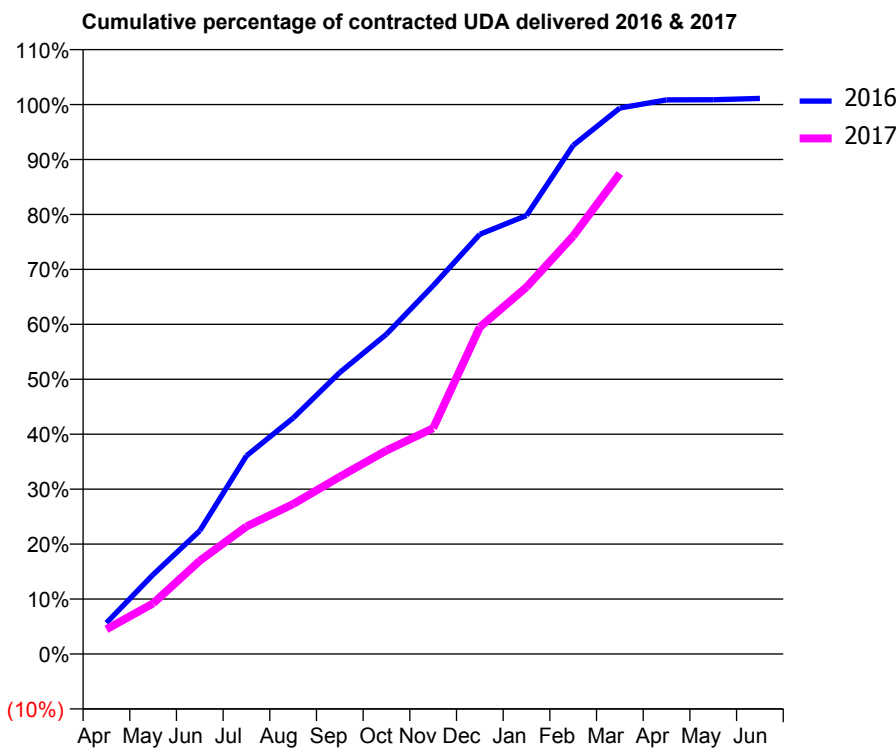
16/17 Contracted general activity (UDA)	19,000
Carry forward general activity (UDA)	-211
16/17 Contracted orthodontic activity (UOA)	0
Carry forward orthodontic activity (UOA)	0
Baseline contract value	£508,705.80

ACCESS*

Patients seen in 24 months	Total	Change since previous quarter
Quarter ending March 2016	6,489	
Quarter ending June 2016	6,466	→
Quarter ending September 2016	6,280	↓
Quarter ending December 2016	6,218	→
Quarter ending March 2017	6,256	→
Variance since March 2016	(3.6%)	↓



ACTIVITY



Month	Adjusted Scheduled Activity (UDA)	
	2016	2017
April	1,079	857
May	2,747	1,749
June	4,261	3,227
July	6,854	4,411
August	8,158	5,185
September	9,735	6,128
October	11,058	7,036
November	12,736	7,809
December	14,512	11,303
January	15,163	12,688
February	17,586	14,455
March	18,877	16,614
April	19,160	
May	19,163	
June	19,211	

QUALITY

	Quantity	Base Number	Contract	AT	Region	England
% of FP17s for the same patient ID Re-attending within 3 months - Children	138	2,235	6.2%	11.4%	13.3%	12.3%
% of FP17s for the same patient ID Re-attending within 3 months - Adults	865	5,725	15.1%	15.5%	17.3%	16.7%
% of FP17s for the same patient ID Re-attending between 3 & 9 months - Children	930	2,235	41.6%	59.5%	58.9%	57.6%
% of FP17s for the same patient ID Re-attending between 3 & 9 months - Adults	2,687	5,725	46.9%	54.0%	52.2%	50.1%
% of FP17s for Band 1 Urgent Courses	784	7,761	10.1%	8.8%	9.2%	9.1%
% of FP17s Relating to Free Repair or Replacements	91	7,761	1.2%	0.9%	1.0%	0.8%
% of FP17s Relating to Continuations	107	7,761	1.4%	1.3%	1.4%	1.2%
% of Patients satisfied with the dentistry they have received	4	5	N/A	92.4%	93.1%	92.8%
% of Patients satisfied with the time they had to wait for an appointment	2	5	N/A	87.6%	89.5%	88.7%

* This is based on patients treated on this contract for their most recent course of treatment. Figures in italics indicate the base number of FP17s or Patient Questionnaire responses are less than 100. N/A is shown where the base number of responses is less than 10 during the period. % is calculated as Quantity/Base number*100

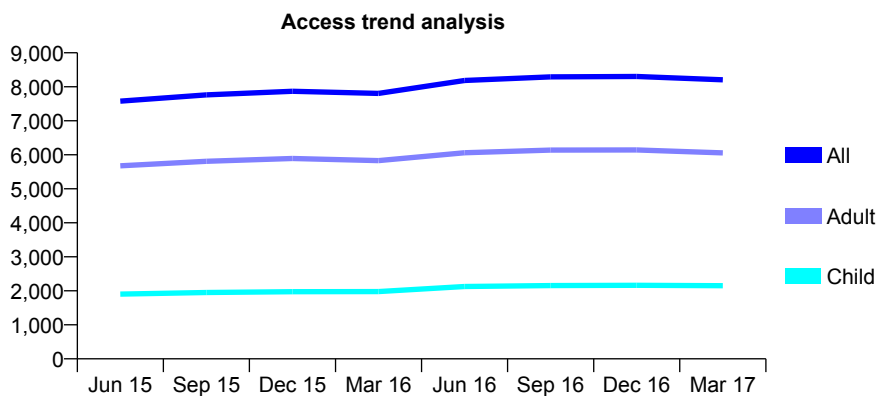
Q52 - Vital Signs At a Glance Contract Report for 101338/0056 - March 2017

Name or company name	Whitecross Dental Care Limited
Contract type name	GDS Contract
Purpose of contract	General
Contract start date	02/07/2007
Contract end date	

16/17 Contracted general activity (UDA)	25,300
Carry forward general activity (UDA)	95
16/17 Contracted orthodontic activity (UOA)	0
Carry forward orthodontic activity (UOA)	0
Baseline contract value	£677,381.93

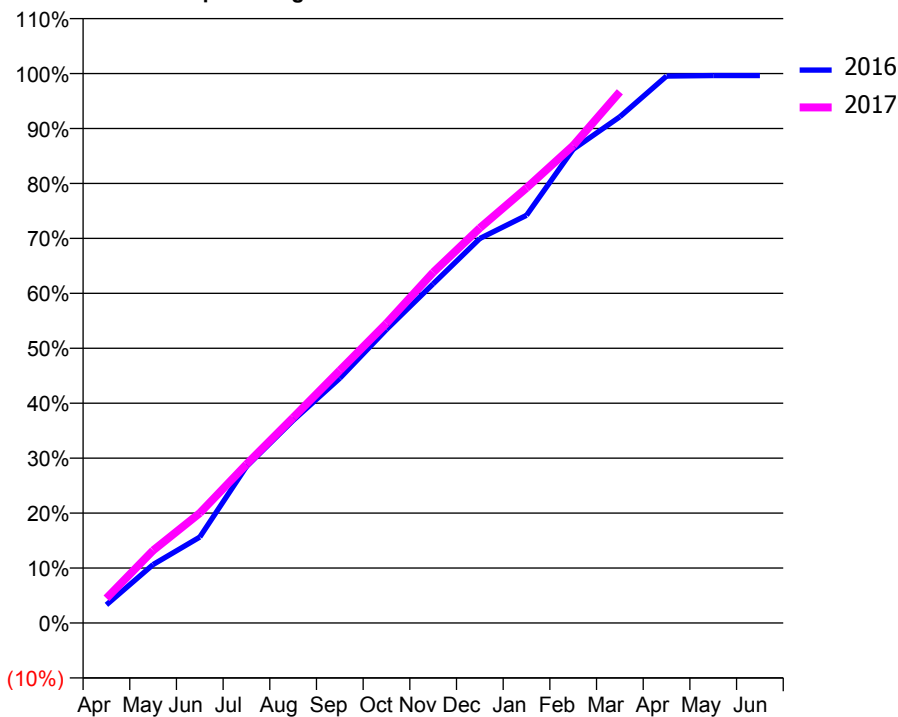
ACCESS*

Patients seen in 24 months	Total	Change since previous quarter
Quarter ending March 2016	7,807	
Quarter ending June 2016	8,188	↑
Quarter ending September 2016	8,291	→
Quarter ending December 2016	8,305	→
Quarter ending March 2017	8,207	↓
Variance since March 2016	5.1%	↑



ACTIVITY

Cumulative percentage of contracted UDA delivered 2016 & 2017



Month	Adjusted Scheduled Activity (UDA)	
	2016	2017
April	841	1,139
May	2,693	3,340
June	3,958	5,062
July	7,207	7,307
August	9,331	9,456
September	11,268	11,629
October	13,515	13,798
November	15,618	16,145
December	17,703	18,187
January	18,769	20,029
February	21,810	21,980
March	23,308	24,460
April	25,181	
May	25,205	
June	25,205	

QUALITY

	Quantity	Base Number	Contract	AT	Region	England
% of FP17s for the same patient ID Re-attending within 3 months - Children	172	3,186	5.4%	11.4%	13.3%	12.3%
% of FP17s for the same patient ID Re-attending within 3 months - Adults	1,039	8,528	12.2%	15.5%	17.3%	16.7%
% of FP17s for the same patient ID Re-attending between 3 & 9 months - Children	1,774	3,186	55.7%	59.5%	58.9%	57.6%
% of FP17s for the same patient ID Re-attending between 3 & 9 months - Adults	4,493	8,528	52.7%	54.0%	52.2%	50.1%
% of FP17s for Band 1 Urgent Courses	333	10,808	3.1%	8.8%	9.2%	9.1%
% of FP17s Relating to Free Repair or Replacements	131	10,808	1.2%	0.9%	1.0%	0.8%
% of FP17s Relating to Continuations	273	10,808	2.5%	1.3%	1.4%	1.2%
% of Patients satisfied with the dentistry they have received	12	14	85.7%	92.4%	93.1%	92.8%
% of Patients satisfied with the time they had to wait for an appointment	13	14	92.9%	87.6%	89.5%	88.7%

* This is based on patients treated on this contract for their most recent course of treatment. Figures in italics indicate the base number of FP17s or Patient Questionnaire responses are less than 100. N/A is shown where the base number of responses is less than 10 during the period. % is calculated as Quantity/Base number*100

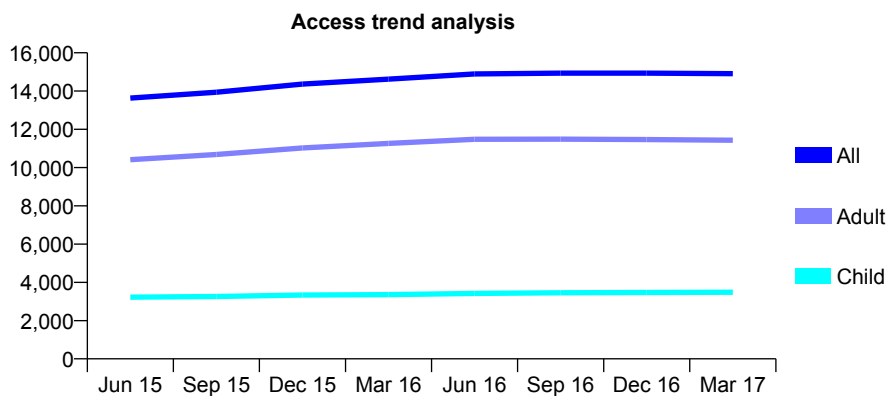
Q52 - Vital Signs At a Glance Contract Report for 101338/0067 - March 2017

Name or company name	Whitecross Dental Care Limited
Contract type name	GDS Contract
Purpose of contract	General
Contract start date	01/07/2008
Contract end date	

16/17 Contracted general activity (UDA)	40,509
Carry forward general activity (UDA)	0
16/17 Contracted orthodontic activity (UOA)	0
Carry forward orthodontic activity (UOA)	0
Baseline contract value	£1,084,587.54

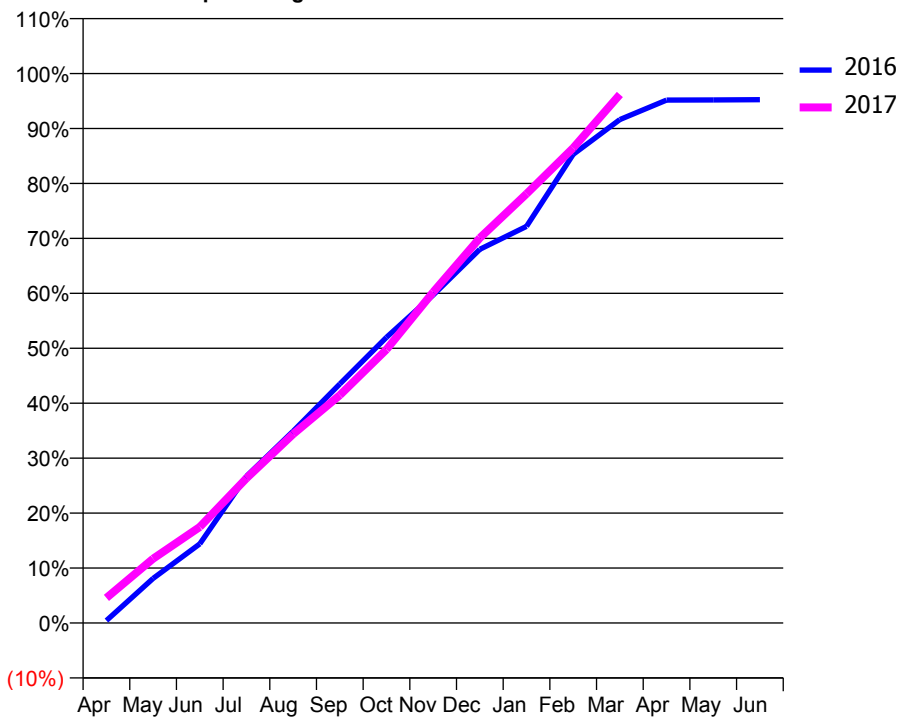
ACCESS*

Patients seen in 24 months	Total	Change since previous quarter
Quarter ending March 2016	14,626	
Quarter ending June 2016	14,898	→
Quarter ending September 2016	14,940	→
Quarter ending December 2016	14,937	→
Quarter ending March 2017	14,912	→
Variance since March 2016	2.0%	→



ACTIVITY

Cumulative percentage of contracted UDA delivered 2016 & 2017



Month	Adjusted Scheduled Activity (UDA)	
	2016	2017
April	185	1,849
May	3,285	4,744
June	5,830	7,085
July	10,814	10,667
August	14,137	13,921
September	17,624	16,799
October	21,062	20,170
November	24,176	24,393
December	27,553	28,382
January	29,240	31,634
February	34,547	35,020
March	37,117	38,959
April	38,550	
May	38,559	
June	38,574	

QUALITY

	Quantity	Base Number	Contract	AT	Region	England
% of FP17s for the same patient ID Re-attending within 3 months - Children	328	5,135	6.4%	11.4%	13.3%	12.3%
% of FP17s for the same patient ID Re-attending within 3 months - Adults	2,033	15,897	12.8%	15.5%	17.3%	16.7%
% of FP17s for the same patient ID Re-attending between 3 & 9 months - Children	2,801	5,135	54.5%	59.5%	58.9%	57.6%
% of FP17s for the same patient ID Re-attending between 3 & 9 months - Adults	8,862	15,897	55.7%	54.0%	52.2%	50.1%
% of FP17s for Band 1 Urgent Courses	1,499	20,343	7.4%	8.8%	9.2%	9.1%
% of FP17s Relating to Free Repair or Replacements	172	20,343	0.8%	0.9%	1.0%	0.8%
% of FP17s Relating to Continuations	328	20,343	1.6%	1.3%	1.4%	1.2%
% of Patients satisfied with the dentistry they have received	14	17	82.4%	92.4%	93.1%	92.8%
% of Patients satisfied with the time they had to wait for an appointment	12	17	70.6%	87.6%	89.5%	88.7%

* This is based on patients treated on this contract for their most recent course of treatment. Figures in italics indicate the base number of FP17s or Patient Questionnaire responses are less than 100. N/A is shown where the base number of responses is less than 10 during the period. % is calculated as Quantity/Base number*100

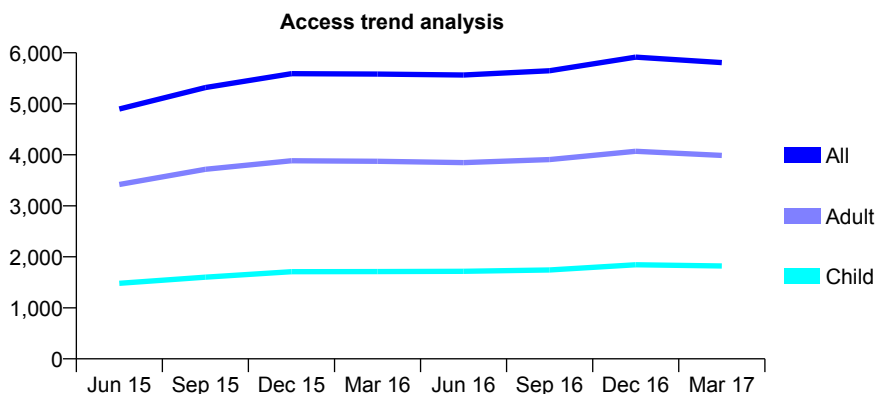
Q52 - Vital Signs At a Glance Contract Report for 101338/0074 - March 2017

Name or company name	Whitecross Dental Care Limited
Contract type name	GDS Contract
Purpose of contract	General
Contract start date	09/12/2008
Contract end date	

16/17 Contracted general activity (UDA)	18,287
Carry forward general activity (UDA)	-342
16/17 Contracted orthodontic activity (UOA)	0
Carry forward orthodontic activity (UOA)	0
Baseline contract value	£537,371.32

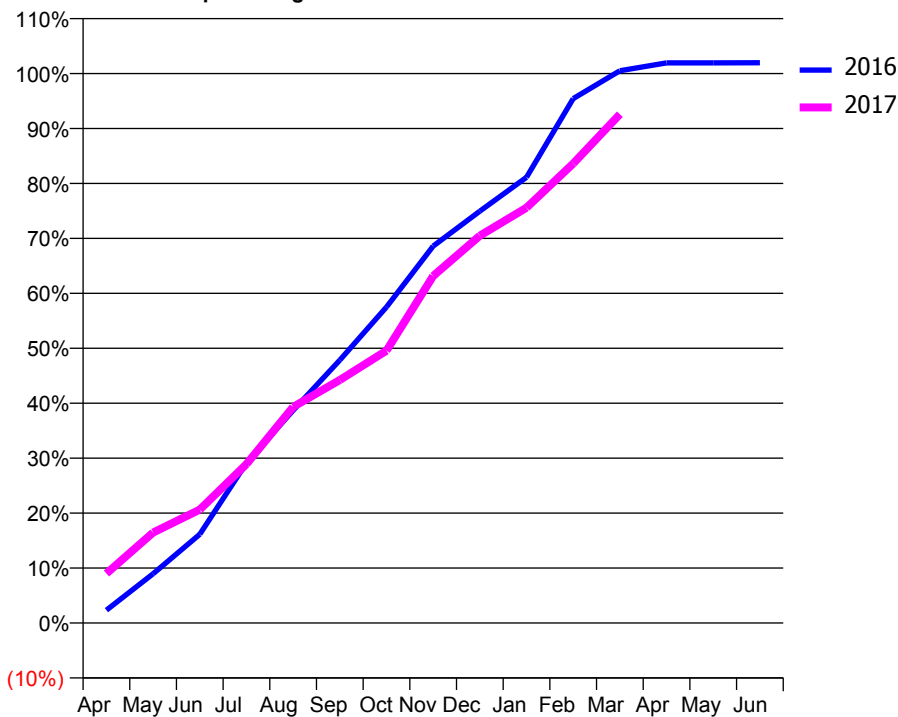
ACCESS*

Patients seen in 24 months	Total	Change since previous quarter
Quarter ending March 2016	5,584	
Quarter ending June 2016	5,565	→
Quarter ending September 2016	5,648	→
Quarter ending December 2016	5,914	↑
Quarter ending March 2017	5,808	↓
Variance since March 2016	4.0%	↑



ACTIVITY

Cumulative percentage of contracted UDA delivered 2016 & 2017



Month	Adjusted Scheduled Activity (UDA)	
	2016	2017
April	410	1,651
May	1,575	3,010
June	2,835	3,775
July	5,115	5,288
August	6,791	7,193
September	8,400	8,088
October	10,094	9,066
November	12,040	11,551
December	13,157	12,888
January	14,238	13,819
February	16,752	15,289
March	17,643	16,930
April	17,892	
May	17,892	
June	17,896	

QUALITY

	Quantity	Base Number	Contract	AT	Region	England
% of FP17s for the same patient ID Re-attending within 3 months - Children	158	2,456	6.4%	11.4%	13.3%	12.3%
% of FP17s for the same patient ID Re-attending within 3 months - Adults	682	5,189	13.1%	15.5%	17.3%	16.7%
% of FP17s for the same patient ID Re-attending between 3 & 9 months - Children	1,260	2,456	51.3%	59.5%	58.9%	57.6%
% of FP17s for the same patient ID Re-attending between 3 & 9 months - Adults	2,813	5,189	54.2%	54.0%	52.2%	50.1%
% of FP17s for Band 1 Urgent Courses	557	7,538	7.4%	8.8%	9.2%	9.1%
% of FP17s Relating to Free Repair or Replacements	42	7,538	0.6%	0.9%	1.0%	0.8%
% of FP17s Relating to Continuations	143	7,538	1.9%	1.3%	1.4%	1.2%
% of Patients satisfied with the dentistry they have received	2	3	N/A	92.4%	93.1%	92.8%
% of Patients satisfied with the time they had to wait for an appointment	3	3	N/A	87.6%	89.5%	88.7%

* This is based on patients treated on this contract for their most recent course of treatment. Figures in italics indicate the base number of FP17s or Patient Questionnaire responses are less than 100. N/A is shown where the base number of responses is less than 10 during the period. % is calculated as Quantity/Base number*100

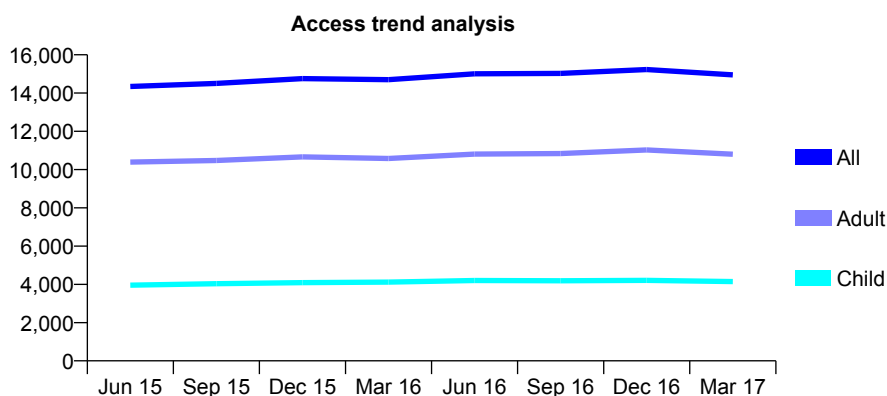
Q52 - Vital Signs At a Glance Contract Report for 101338/0079 - March 2017

Name or company name	Whitecross Dental Care Limited
Contract type name	GDS Contract
Purpose of contract	General
Contract start date	01/04/2009
Contract end date	

16/17 Contracted general activity (UDA)	44,400
Carry forward general activity (UDA)	0
16/17 Contracted orthodontic activity (UOA)	0
Carry forward orthodontic activity (UOA)	0
Baseline contract value	£1,188,765.14

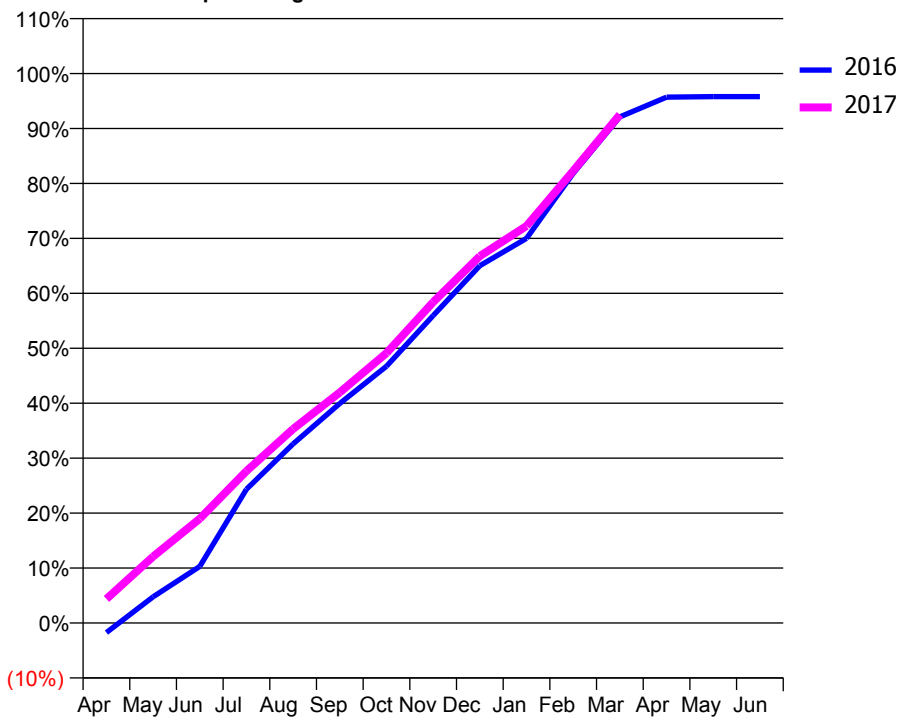
ACCESS*

Patients seen in 24 months	Total	Change since previous quarter
Quarter ending March 2016	14,700	
Quarter ending June 2016	15,009	↑
Quarter ending September 2016	15,027	→
Quarter ending December 2016	15,231	→
Quarter ending March 2017	14,952	↓
Variance since March 2016	1.7%	→



ACTIVITY

Cumulative percentage of contracted UDA delivered 2016 & 2017



Month	Adjusted Scheduled Activity (UDA)	
	2016	2017
April	-785	1,943
May	2,117	5,373
June	4,570	8,436
July	10,812	12,278
August	14,477	15,677
September	17,744	18,639
October	20,749	21,812
November	24,846	25,926
December	28,876	29,650
January	31,083	32,085
February	36,324	36,535
March	40,893	41,075
April	42,492	
May	42,528	
June	42,534	

QUALITY

	Quantity	Base Number	Contract	AT	Region	England
% of FP17s for the same patient ID Re-attending within 3 months - Children	371	5,377	6.9%	11.4%	13.3%	12.3%
% of FP17s for the same patient ID Re-attending within 3 months - Adults	2,195	13,971	15.7%	15.5%	17.3%	16.7%
% of FP17s for the same patient ID Re-attending between 3 & 9 months - Children	2,636	5,377	49.0%	59.5%	58.9%	57.6%
% of FP17s for the same patient ID Re-attending between 3 & 9 months - Adults	6,451	13,971	46.2%	54.0%	52.2%	50.1%
% of FP17s for Band 1 Urgent Courses	1,732	18,636	9.3%	8.8%	9.2%	9.1%
% of FP17s Relating to Free Repair or Replacements	192	18,636	1.0%	0.9%	1.0%	0.8%
% of FP17s Relating to Continuations	430	18,636	2.3%	1.3%	1.4%	1.2%
% of Patients satisfied with the dentistry they have received	10	11	90.9%	92.4%	93.1%	92.8%
% of Patients satisfied with the time they had to wait for an appointment	8	11	72.7%	87.6%	89.5%	88.7%

* This is based on patients treated on this contract for their most recent course of treatment. Figures in italics indicate the base number of FP17s or Patient Questionnaire responses are less than 100. N/A is shown where the base number of responses is less than 10 during the period. % is calculated as Quantity/Base number*100

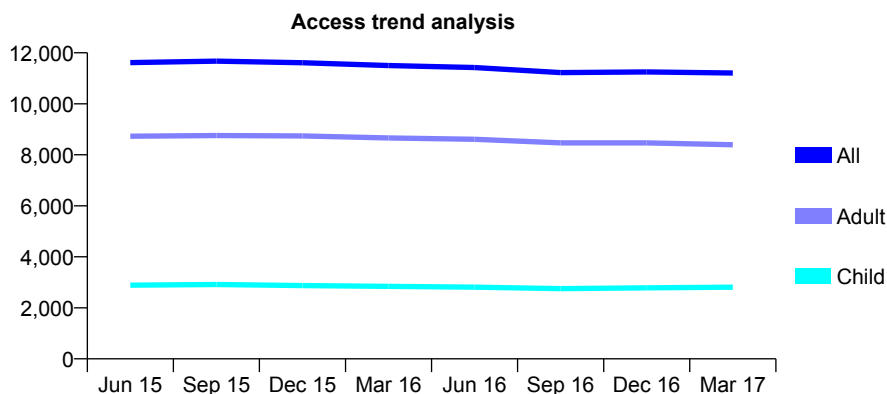
Q52 - Vital Signs At a Glance Contract Report for 101338/0080 - March 2017

Name or company name	Whitecross Dental Care Limited
Contract type name	GDS Contract
Purpose of contract	General
Contract start date	01/04/2009
Contract end date	

16/17 Contracted general activity (UDA)	30,442
Carry forward general activity (UDA)	0
16/17 Contracted orthodontic activity (UOA)	0
Carry forward orthodontic activity (UOA)	0
Baseline contract value	£810,588.02

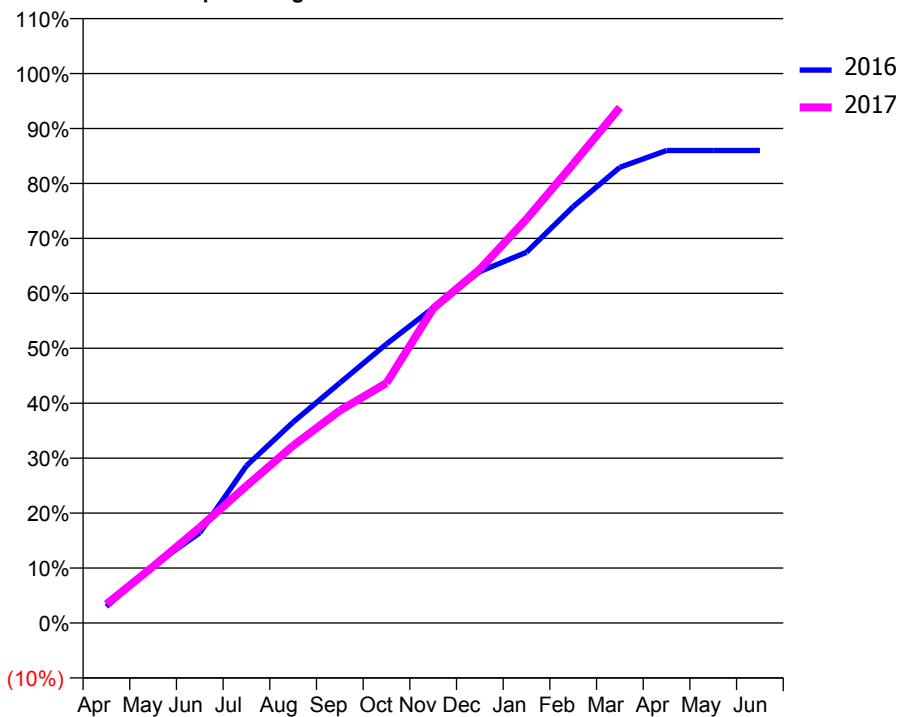
ACCESS*

Patients seen in 24 months	Total	Change since previous quarter
Quarter ending March 2016	11,502	
Quarter ending June 2016	11,420	→
Quarter ending September 2016	11,224	↓
Quarter ending December 2016	11,250	→
Quarter ending March 2017	11,206	→
Variance since March 2016	(2.6%)	↓



ACTIVITY

Cumulative percentage of contracted UDA delivered 2016 & 2017



Month	Adjusted Scheduled Activity (UDA)	
	2016	2017
April	914	1,049
May	3,181	3,125
June	4,997	5,297
July	8,710	7,594
August	11,128	9,830
September	13,299	11,775
October	15,456	13,291
November	17,458	17,424
December	19,473	19,603
January	20,537	22,382
February	23,066	25,434
March	25,247	28,562
April	26,180	
May	26,178	
June	26,179	

QUALITY

	Quantity	Base Number	Contract	AT	Region	England
% of FP17s for the same patient ID Re-attending within 3 months - Children	205	3,793	5.4%	11.4%	13.3%	12.3%
% of FP17s for the same patient ID Re-attending within 3 months - Adults	1,029	10,709	9.6%	15.5%	17.3%	16.7%
% of FP17s for the same patient ID Re-attending between 3 & 9 months - Children	1,659	3,793	43.7%	59.5%	58.9%	57.6%
% of FP17s for the same patient ID Re-attending between 3 & 9 months - Adults	5,181	10,709	48.4%	54.0%	52.2%	50.1%
% of FP17s for Band 1 Urgent Courses	602	14,105	4.3%	8.8%	9.2%	9.1%
% of FP17s Relating to Free Repair or Replacements	194	14,105	1.4%	0.9%	1.0%	0.8%
% of FP17s Relating to Continuations	243	14,105	1.7%	1.3%	1.4%	1.2%
% of Patients satisfied with the dentistry they have received	10	11	90.9%	92.4%	93.1%	92.8%
% of Patients satisfied with the time they had to wait for an appointment	7	11	63.6%	87.6%	89.5%	88.7%

* This is based on patients treated on this contract for their most recent course of treatment. Figures in italics indicate the base number of FP17s or Patient Questionnaire responses are less than 100. N/A is shown where the base number of responses is less than 10 during the period. % is calculated as Quantity/Base number*100

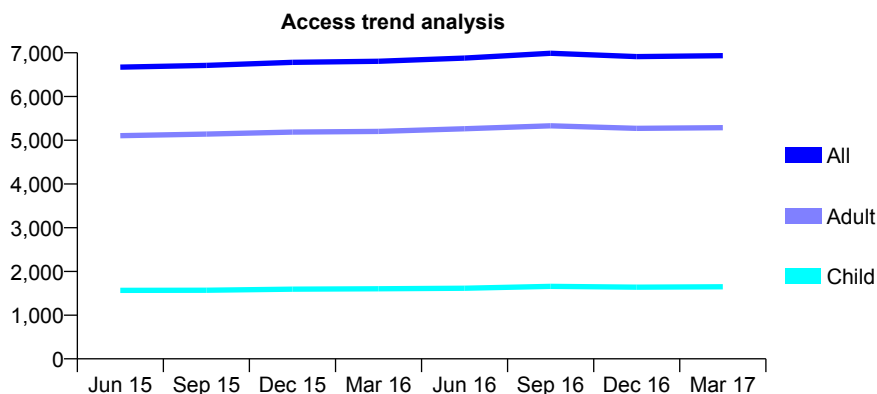
Q52 - Vital Signs At a Glance Contract Report for 101338/0081 - March 2017

Name or company name	Whitecross Dental Care Limited
Contract type name	GDS Contract
Purpose of contract	General
Contract start date	01/04/2009
Contract end date	

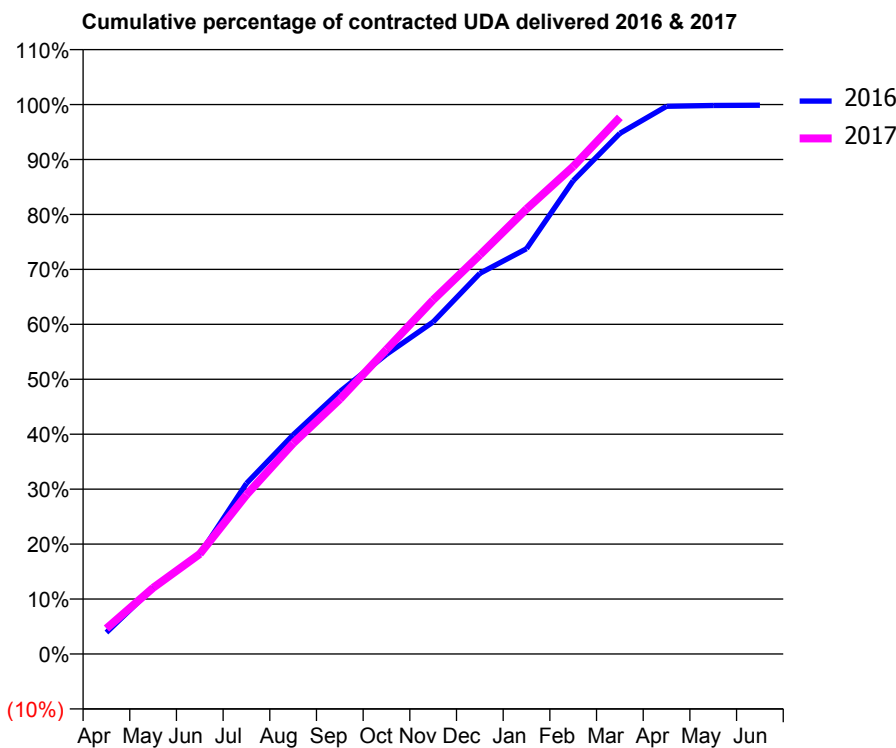
16/17 Contracted general activity (UDA)	16,300
Carry forward general activity (UDA)	0
16/17 Contracted orthodontic activity (UOA)	0
Carry forward orthodontic activity (UOA)	0
Baseline contract value	£436,416.03

ACCESS*

Patients seen in 24 months	Total	Change since previous quarter
Quarter ending March 2016	6,807	
Quarter ending June 2016	6,879	→
Quarter ending September 2016	6,988	→
Quarter ending December 2016	6,913	↓
Quarter ending March 2017	6,935	→
Variance since March 2016	1.9%	→



ACTIVITY



Month	Adjusted Scheduled Activity (UDA)	
	2016	2017
April	639	757
May	1,966	1,966
June	2,961	2,969
July	5,060	4,722
August	6,500	6,247
September	7,783	7,555
October	8,890	9,031
November	9,849	10,504
December	11,290	11,836
January	12,024	13,200
February	14,039	14,459
March	15,445	15,920
April	16,249	
May	16,270	
June	16,279	

QUALITY

	Quantity	Base Number	Contract	AT	Region	England
% of FP17s for the same patient ID Re-attending within 3 months - Children	83	2,005	4.1%	11.4%	13.3%	12.3%
% of FP17s for the same patient ID Re-attending within 3 months - Adults	513	6,145	8.3%	15.5%	17.3%	16.7%
% of FP17s for the same patient ID Re-attending between 3 & 9 months - Children	875	2,005	43.6%	59.5%	58.9%	57.6%
% of FP17s for the same patient ID Re-attending between 3 & 9 months - Adults	2,681	6,145	43.6%	54.0%	52.2%	50.1%
% of FP17s for Band 1 Urgent Courses	363	7,776	4.7%	8.8%	9.2%	9.1%
% of FP17s Relating to Free Repair or Replacements	55	7,776	0.7%	0.9%	1.0%	0.8%
% of FP17s Relating to Continuations	91	7,776	1.2%	1.3%	1.4%	1.2%
% of Patients satisfied with the dentistry they have received	11	11	100.0%	92.4%	93.1%	92.8%
% of Patients satisfied with the time they had to wait for an appointment	9	11	81.8%	87.6%	89.5%	88.7%

* This is based on patients treated on this contract for their most recent course of treatment. Figures in italics indicate the base number of FP17s or Patient Questionnaire responses are less than 100. N/A is shown where the base number of responses is less than 10 during the period. % is calculated as Quantity/Base number*100

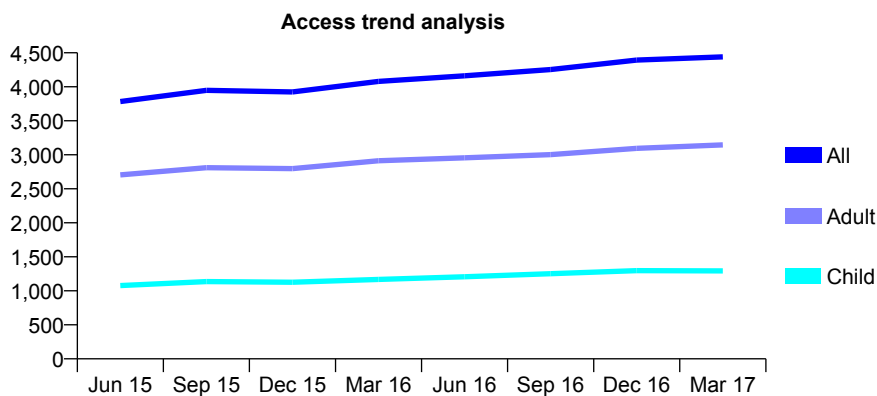
Q52 - Vital Signs At a Glance Contract Report for 101338/0098 - March 2017

Name or company name	Whitecross Dental Care Limited
Contract type name	GDS Contract
Purpose of contract	General
Contract start date	01/09/2009
Contract end date	

16/17 Contracted general activity (UDA)	16,371
Carry forward general activity (UDA)	0
16/17 Contracted orthodontic activity (UOA)	0
Carry forward orthodontic activity (UOA)	0
Baseline contract value	£410,343.43

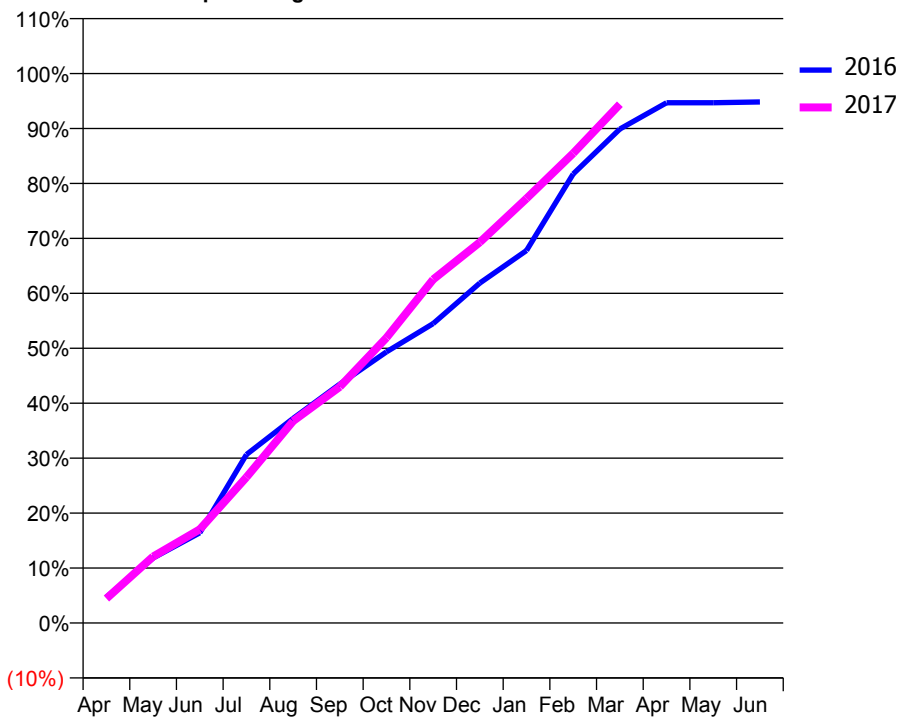
ACCESS*

Patients seen in 24 months	Total	Change since previous quarter
Quarter ending March 2016	4,079	
Quarter ending June 2016	4,162	↑
Quarter ending September 2016	4,253	↑
Quarter ending December 2016	4,394	↑
Quarter ending March 2017	4,440	→
Variance since March 2016	8.9%	↑



ACTIVITY

Cumulative percentage of contracted UDA delivered 2016 & 2017



Month	Adjusted Scheduled Activity (UDA)	
	2016	2017
April	771	728
May	1,938	1,979
June	2,686	2,791
July	5,018	4,345
August	6,096	6,015
September	7,119	7,039
October	8,077	8,500
November	8,922	10,235
December	10,129	11,343
January	11,099	12,648
February	13,378	13,995
March	14,718	15,455
April	15,500	
May	15,501	
June	15,522	

QUALITY

	Quantity	Base Number	Contract	AT	Region	England
% of FP17s for the same patient ID Re-attending within 3 months - Children	146	1,956	7.5%	11.4%	13.3%	12.3%
% of FP17s for the same patient ID Re-attending within 3 months - Adults	844	4,433	19.0%	15.5%	17.3%	16.7%
% of FP17s for the same patient ID Re-attending between 3 & 9 months - Children	1,000	1,956	51.1%	59.5%	58.9%	57.6%
% of FP17s for the same patient ID Re-attending between 3 & 9 months - Adults	2,025	4,433	45.7%	54.0%	52.2%	50.1%
% of FP17s for Band 1 Urgent Courses	590	6,099	9.7%	8.8%	9.2%	9.1%
% of FP17s Relating to Free Repair or Replacements	105	6,099	1.7%	0.9%	1.0%	0.8%
% of FP17s Relating to Continuations	184	6,099	3.0%	1.3%	1.4%	1.2%
% of Patients satisfied with the dentistry they have received	2	3	N/A	92.4%	93.1%	92.8%
% of Patients satisfied with the time they had to wait for an appointment	3	3	N/A	87.6%	89.5%	88.7%

* This is based on patients treated on this contract for their most recent course of treatment. Figures in italics indicate the base number of FP17s or Patient Questionnaire responses are less than 100. N/A is shown where the base number of responses is less than 10 during the period. % is calculated as Quantity/Base number*100

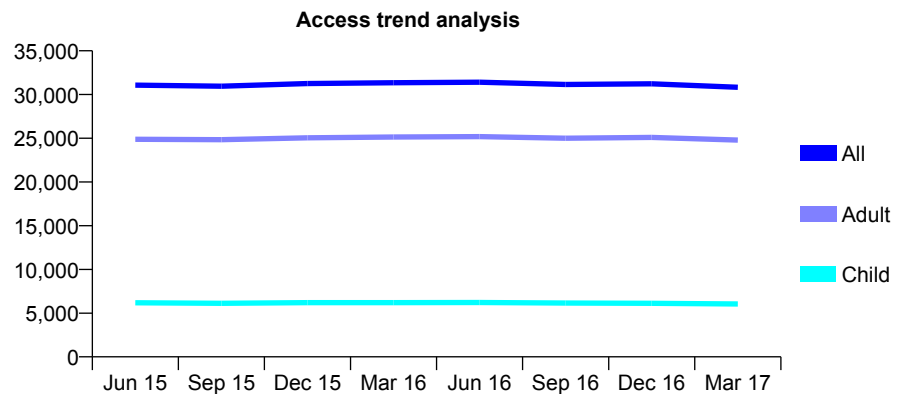
Q52 - Vital Signs At a Glance Contract Report for 101338/0104 - March 2017

Name or company name	Whitecross Dental Care Limited
Contract type name	GDS Contract
Purpose of contract	General
Contract start date	01/10/2009
Contract end date	

16/17 Contracted general activity (UDA)	85,709
Carry forward general activity (UDA)	0
16/17 Contracted orthodontic activity (UOA)	0
Carry forward orthodontic activity (UOA)	0
Baseline contract value	£2,365,663.00

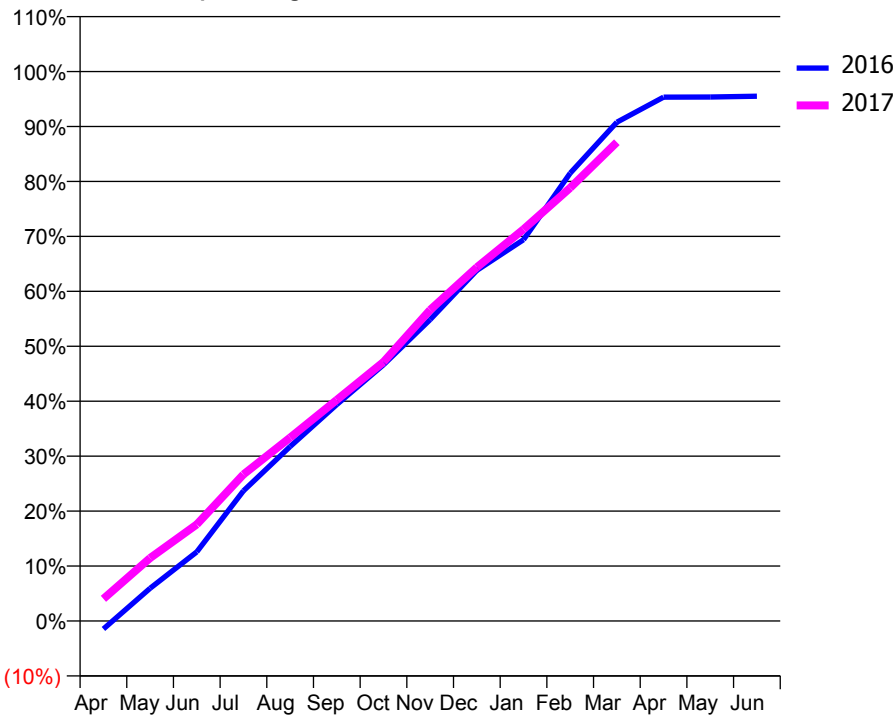
ACCESS*

Patients seen in 24 months	Total	Change since previous quarter
Quarter ending March 2016	31,345	
Quarter ending June 2016	31,405	→
Quarter ending September 2016	31,152	→
Quarter ending December 2016	31,223	→
Quarter ending March 2017	30,832	↓
Variance since March 2016	(1.6%)	↓



ACTIVITY

Cumulative percentage of contracted UDA delivered 2016 & 2017



Month	Adjusted Scheduled Activity (UDA)	
	2016	2017
April	-1,266	3,470
May	5,107	9,819
June	10,777	15,078
July	20,319	22,866
August	27,208	28,614
September	33,770	34,490
October	39,975	40,392
November	47,020	48,533
December	54,692	55,178
January	59,478	61,089
February	69,844	67,567
March	77,804	74,684
April	81,699	
May	81,721	
June	81,852	

QUALITY

	Quantity	Base Number	Contract	AT	Region	England
% of FP17s for the same patient ID Re-attending within 3 months - Children	479	7,678	6.2%	11.4%	13.3%	12.3%
% of FP17s for the same patient ID Re-attending within 3 months - Adults	4,097	31,056	13.2%	15.5%	17.3%	16.7%
% of FP17s for the same patient ID Re-attending between 3 & 9 months - Children	3,037	7,678	39.6%	59.5%	58.9%	57.6%
% of FP17s for the same patient ID Re-attending between 3 & 9 months - Adults	12,450	31,056	40.1%	54.0%	52.2%	50.1%
% of FP17s for Band 1 Urgent Courses	3,163	37,086	8.5%	8.8%	9.2%	9.1%
% of FP17s Relating to Free Repair or Replacements	273	37,086	0.7%	0.9%	1.0%	0.8%
% of FP17s Relating to Continuations	940	37,086	2.5%	1.3%	1.4%	1.2%
% of Patients satisfied with the dentistry they have received	40	44	90.9%	92.4%	93.1%	92.8%
% of Patients satisfied with the time they had to wait for an appointment	37	44	84.1%	87.6%	89.5%	88.7%

* This is based on patients treated on this contract for their most recent course of treatment. Figures in italics indicate the base number of FP17s or Patient Questionnaire responses are less than 100. N/A is shown where the base number of responses is less than 10 during the period. % is calculated as Quantity/Base number*100

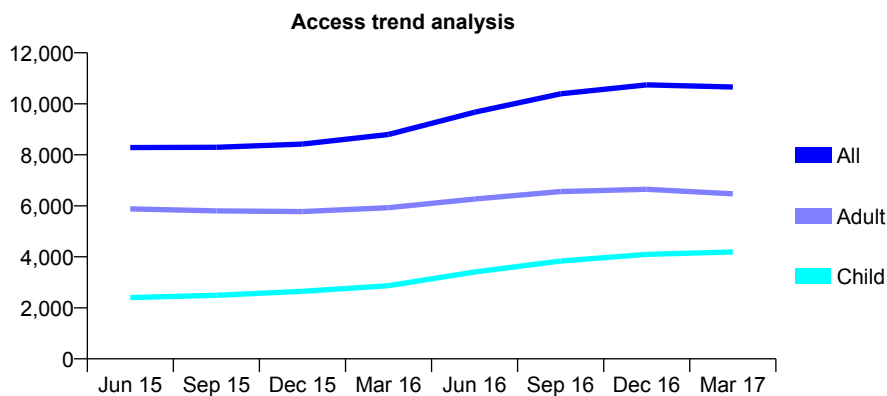
Q52 - Vital Signs At a Glance Contract Report for 101338/0138 - March 2017

Name or company name	Whitecross Dental Care Limited
Contract type name	GDS Contract
Purpose of contract	General
Contract start date	01/06/2012
Contract end date	

16/17 Contracted general activity (UDA)	28,509
Carry forward general activity (UDA)	622
16/17 Contracted orthodontic activity (UOA)	0
Carry forward orthodontic activity (UOA)	0
Baseline contract value	£941,014.51

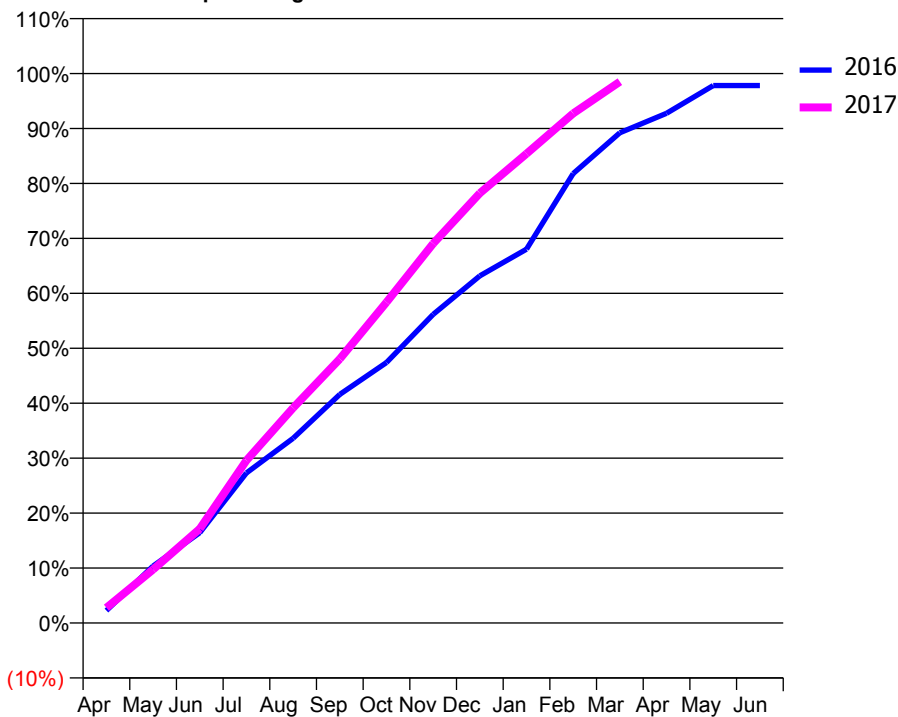
ACCESS*

Patients seen in 24 months	Total	Change since previous quarter
Quarter ending March 2016	8,796	
Quarter ending June 2016	9,673	↑
Quarter ending September 2016	10,394	↑
Quarter ending December 2016	10,745	↑
Quarter ending March 2017	10,661	→
Variance since March 2016	21.2%	↑



ACTIVITY

Cumulative percentage of contracted UDA delivered 2016 & 2017



Month	Adjusted Scheduled Activity (UDA)	
	2016	2017
April	647	791
May	2,960	2,780
June	4,686	4,891
July	7,789	8,440
August	9,588	11,165
September	11,862	13,700
October	13,516	16,639
November	16,009	19,686
December	18,010	22,303
January	19,398	24,351
February	23,318	26,439
March	25,436	28,084
April	26,445	
May	27,884	
June	27,887	

QUALITY

	Quantity	Base Number	Contract	AT	Region	England
% of FP17s for the same patient ID Re-attending within 3 months - Children	342	6,118	5.6%	11.4%	13.3%	12.3%
% of FP17s for the same patient ID Re-attending within 3 months - Adults	1,011	8,700	11.6%	15.5%	17.3%	16.7%
% of FP17s for the same patient ID Re-attending between 3 & 9 months - Children	2,645	6,118	43.2%	59.5%	58.9%	57.6%
% of FP17s for the same patient ID Re-attending between 3 & 9 months - Adults	4,286	8,700	49.3%	54.0%	52.2%	50.1%
% of FP17s for Band 1 Urgent Courses	863	13,621	6.3%	8.8%	9.2%	9.1%
% of FP17s Relating to Free Repair or Replacements	38	13,621	0.3%	0.9%	1.0%	0.8%
% of FP17s Relating to Continuations	186	13,621	1.4%	1.3%	1.4%	1.2%
% of Patients satisfied with the dentistry they have received	11	11	100.0%	92.4%	93.1%	92.8%
% of Patients satisfied with the time they had to wait for an appointment	9	11	81.8%	87.6%	89.5%	88.7%

* This is based on patients treated on this contract for their most recent course of treatment. Figures in italics indicate the base number of FP17s or Patient Questionnaire responses are less than 100. N/A is shown where the base number of responses is less than 10 during the period. % is calculated as Quantity/Base number*100

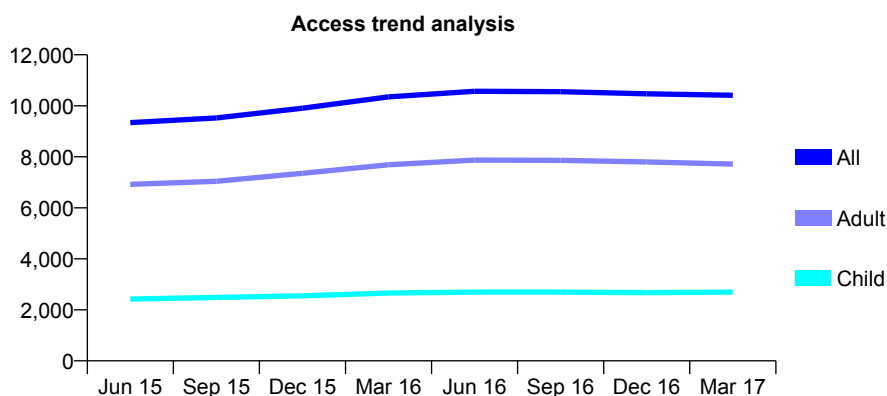
Q52 - Vital Signs At a Glance Contract Report for 101338/0139 - March 2017

Name or company name	Whitecross Dental Care Limited
Contract type name	GDS Contract
Purpose of contract	General
Contract start date	01/06/2012
Contract end date	

16/17 Contracted general activity (UDA)	28,439
Carry forward general activity (UDA)	0
16/17 Contracted orthodontic activity (UOA)	0
Carry forward orthodontic activity (UOA)	0
Baseline contract value	£815,555.70

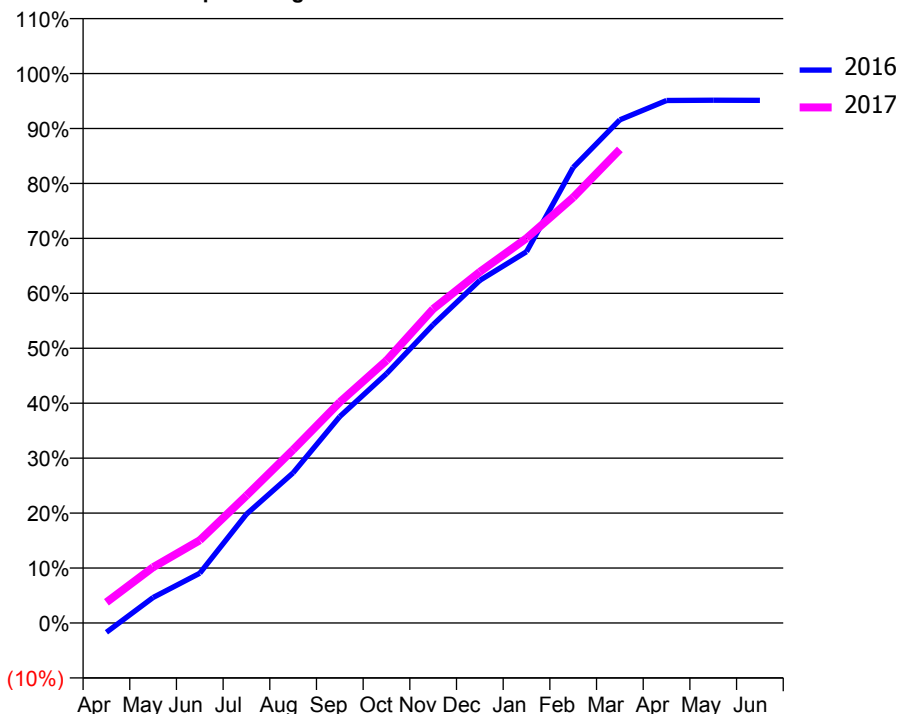
ACCESS*

Patients seen in 24 months	Total	Change since previous quarter
Quarter ending March 2016	10,348	
Quarter ending June 2016	10,568	↑
Quarter ending September 2016	10,554	→
Quarter ending December 2016	10,470	→
Quarter ending March 2017	10,412	→
Variance since March 2016	0.6%	→



ACTIVITY

Cumulative percentage of contracted UDA delivered 2016 & 2017



Month	Adjusted Scheduled Activity (UDA)	
	2016	2017
April	-487	1,071
May	1,324	2,887
June	2,578	4,285
July	5,635	6,595
August	7,777	8,968
September	10,684	11,430
October	12,904	13,587
November	15,438	16,254
December	17,734	18,172
January	19,217	19,910
February	23,577	22,026
March	26,039	24,513
April	27,043	
May	27,054	
June	27,052	

QUALITY

	Quantity	Base Number	Contract	AT	Region	England
% of FP17s for the same patient ID Re-attending within 3 months - Children	172	3,563	4.8%	11.4%	13.3%	12.3%
% of FP17s for the same patient ID Re-attending within 3 months - Adults	1,052	9,701	10.8%	15.5%	17.3%	16.7%
% of FP17s for the same patient ID Re-attending between 3 & 9 months - Children	2,059	3,563	57.8%	59.5%	58.9%	57.6%
% of FP17s for the same patient ID Re-attending between 3 & 9 months - Adults	5,383	9,701	55.5%	54.0%	52.2%	50.1%
% of FP17s for Band 1 Urgent Courses	766	12,685	6.0%	8.8%	9.2%	9.1%
% of FP17s Relating to Free Repair or Replacements	79	12,685	0.6%	0.9%	1.0%	0.8%
% of FP17s Relating to Continuations	218	12,685	1.7%	1.3%	1.4%	1.2%
% of Patients satisfied with the dentistry they have received	16	17	94.1%	92.4%	93.1%	92.8%
% of Patients satisfied with the time they had to wait for an appointment	15	17	88.2%	87.6%	89.5%	88.7%

* This is based on patients treated on this contract for their most recent course of treatment. Figures in italics indicate the base number of FP17s or Patient Questionnaire responses are less than 100. N/A is shown where the base number of responses is less than 10 during the period. % is calculated as Quantity/Base number*100

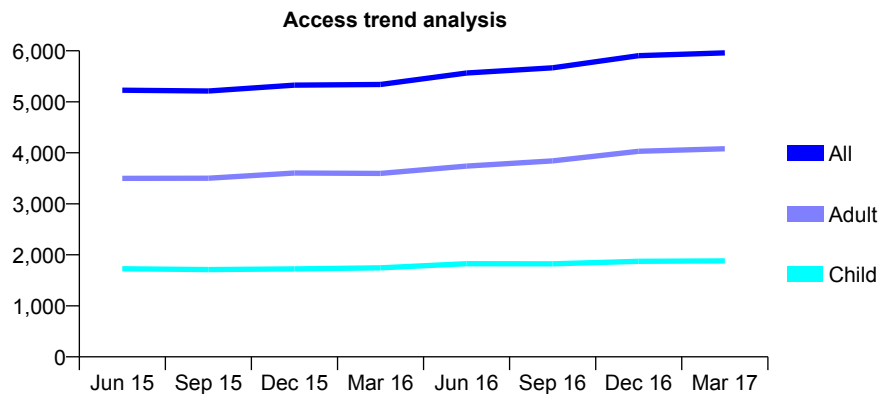
Q52 - Vital Signs At a Glance Contract Report for 101338/0140 - March 2017

Name or company name	Whitecross Dental Care Limited
Contract type name	GDS Contract
Purpose of contract	General
Contract start date	01/06/2012
Contract end date	

16/17 Contracted general activity (UDA)	16,508
Carry forward general activity (UDA)	312
16/17 Contracted orthodontic activity (UOA)	0
Carry forward orthodontic activity (UOA)	0
Baseline contract value	£474,281.73

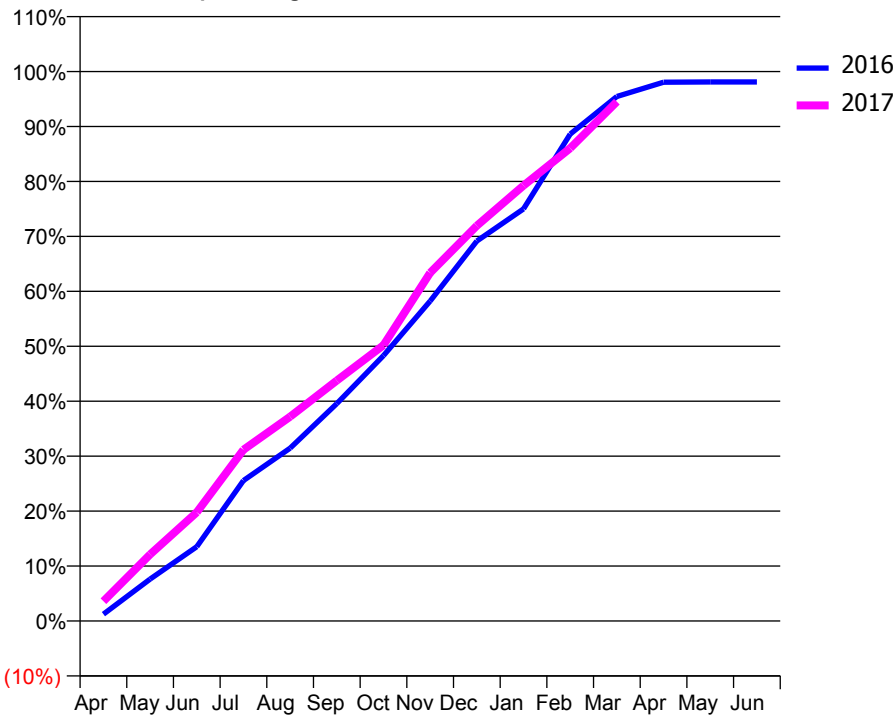
ACCESS*

Patients seen in 24 months	Total	Change since previous quarter
Quarter ending March 2016	5,341	
Quarter ending June 2016	5,564	↑
Quarter ending September 2016	5,666	→
Quarter ending December 2016	5,904	↑
Quarter ending March 2017	5,960	→
Variance since March 2016	11.6%	↑



ACTIVITY

Cumulative percentage of contracted UDA delivered 2016 & 2017



Month	Adjusted Scheduled Activity (UDA)	
	2016	2017
April	208	595
May	1,260	1,999
June	2,233	3,266
July	4,218	5,146
August	5,192	6,140
September	6,531	7,223
October	7,976	8,285
November	9,613	10,462
December	11,414	11,877
January	12,380	13,083
February	14,629	14,202
March	15,758	15,602
April	16,188	
May	16,196	
June	16,196	

QUALITY

	Quantity	Base Number	Contract	AT	Region	England
% of FP17s for the same patient ID Re-attending within 3 months - Children	224	2,864	7.8%	11.4%	13.3%	12.3%
% of FP17s for the same patient ID Re-attending within 3 months - Adults	892	5,922	15.1%	15.5%	17.3%	16.7%
% of FP17s for the same patient ID Re-attending between 3 & 9 months - Children	1,668	2,864	58.2%	59.5%	58.9%	57.6%
% of FP17s for the same patient ID Re-attending between 3 & 9 months - Adults	3,133	5,922	52.9%	54.0%	52.2%	50.1%
% of FP17s for Band 1 Urgent Courses	600	8,546	7.0%	8.8%	9.2%	9.1%
% of FP17s Relating to Free Repair or Replacements	93	8,546	1.1%	0.9%	1.0%	0.8%
% of FP17s Relating to Continuations	121	8,546	1.4%	1.3%	1.4%	1.2%
% of Patients satisfied with the dentistry they have received	15	16	93.8%	92.4%	93.1%	92.8%
% of Patients satisfied with the time they had to wait for an appointment	13	16	81.3%	87.6%	89.5%	88.7%

* This is based on patients treated on this contract for their most recent course of treatment. Figures in italics indicate the base number of FP17s or Patient Questionnaire responses are less than 100. N/A is shown where the base number of responses is less than 10 during the period. % is calculated as Quantity/Base number*100

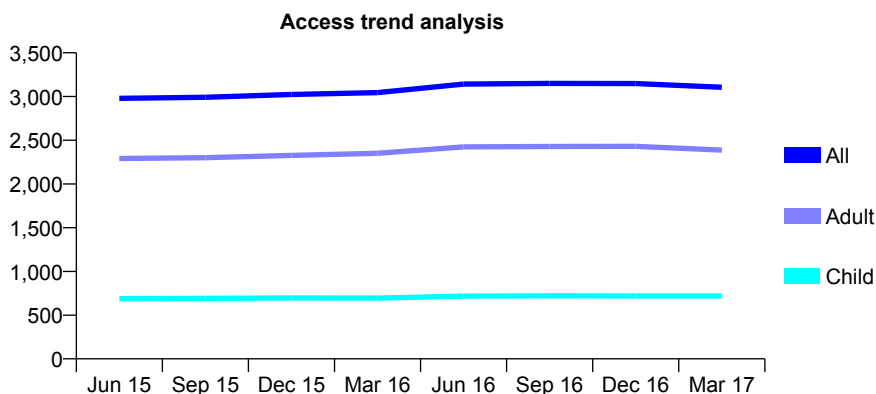
Q52 - Vital Signs At a Glance Contract Report for 101338/0141 - March 2017

Name or company name	Whitecross Dental Care Limited
Contract type name	GDS Contract
Purpose of contract	General
Contract start date	01/06/2012
Contract end date	

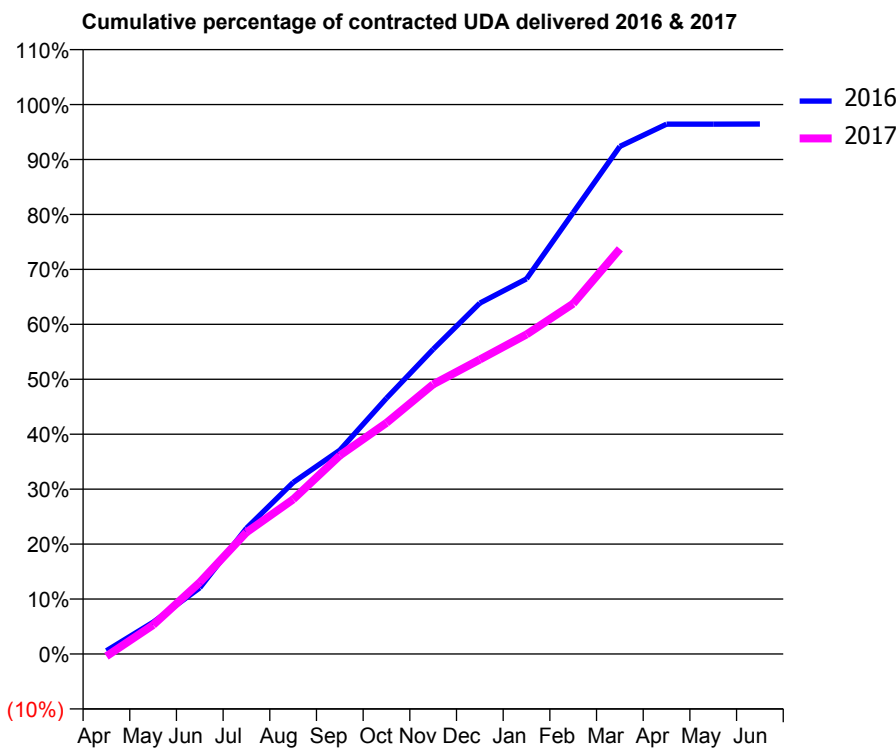
16/17 Contracted general activity (UDA)	10,500
Carry forward general activity (UDA)	372
16/17 Contracted orthodontic activity (UOA)	0
Carry forward orthodontic activity (UOA)	0
Baseline contract value	£284,257.82

ACCESS*

Patients seen in 24 months	Total	Change since previous quarter
Quarter ending March 2016	3,045	
Quarter ending June 2016	3,142	↑
Quarter ending September 2016	3,150	→
Quarter ending December 2016	3,149	→
Quarter ending March 2017	3,106	↓
Variance since March 2016	2.0%	↑



ACTIVITY



Month	Adjusted Scheduled Activity (UDA)	
	2016	2017
April	62	-43
May	607	554
June	1,266	1,369
July	2,403	2,325
August	3,278	2,953
September	3,894	3,793
October	4,889	4,418
November	5,824	5,154
December	6,706	5,627
January	7,170	6,105
February	8,436	6,695
March	9,699	7,741
April	10,125	
May	10,125	
June	10,128	

QUALITY

	Quantity	Base Number	Contract	AT	Region	England
% of FP17s for the same patient ID Re-attending within 3 months - Children	57	988	5.8%	11.4%	13.3%	12.3%
% of FP17s for the same patient ID Re-attending within 3 months - Adults	470	3,355	14.0%	15.5%	17.3%	16.7%
% of FP17s for the same patient ID Re-attending between 3 & 9 months - Children	541	988	54.8%	59.5%	58.9%	57.6%
% of FP17s for the same patient ID Re-attending between 3 & 9 months - Adults	1,910	3,355	56.9%	54.0%	52.2%	50.1%
% of FP17s for Band 1 Urgent Courses	222	4,151	5.3%	8.8%	9.2%	9.1%
% of FP17s Relating to Free Repair or Replacements	27	4,151	0.7%	0.9%	1.0%	0.8%
% of FP17s Relating to Continuations	134	4,151	3.2%	1.3%	1.4%	1.2%
% of Patients satisfied with the dentistry they have received	10	12	83.3%	92.4%	93.1%	92.8%
% of Patients satisfied with the time they had to wait for an appointment	10	12	83.3%	87.6%	89.5%	88.7%

* This is based on patients treated on this contract for their most recent course of treatment. Figures in italics indicate the base number of FP17s or Patient Questionnaire responses are less than 100. N/A is shown where the base number of responses is less than 10 during the period. % is calculated as Quantity/Base number*100

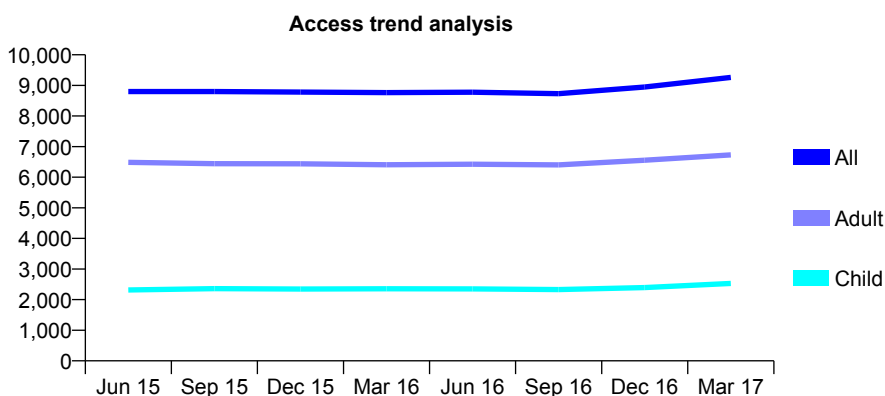
Q52 - Vital Signs At a Glance Contract Report for 101338/0142 - March 2017

Name or company name	Whitecross Dental Care Limited
Contract type name	GDS Contract
Purpose of contract	General
Contract start date	01/06/2012
Contract end date	

16/17 Contracted general activity (UDA)	29,824
Carry forward general activity (UDA)	0
16/17 Contracted orthodontic activity (UOA)	0
Carry forward orthodontic activity (UOA)	0
Baseline contract value	£823,346.14

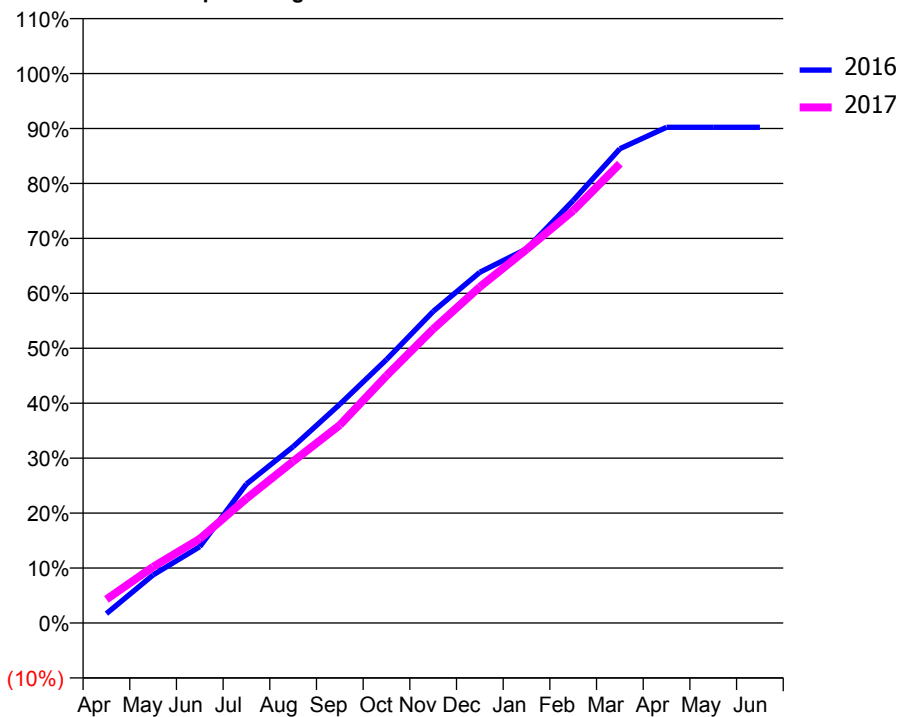
ACCESS*

Patients seen in 24 months	Total	Change since previous quarter
Quarter ending March 2016	8,763	
Quarter ending June 2016	8,776	→
Quarter ending September 2016	8,732	→
Quarter ending December 2016	8,948	↑
Quarter ending March 2017	9,261	↑
Variance since March 2016	5.7%	↑



ACTIVITY

Cumulative percentage of contracted UDA delivered 2016 & 2017



Month	Adjusted Scheduled Activity (UDA)	
	2016	2017
April	511	1,282
May	2,607	3,054
June	4,146	4,568
July	7,542	6,760
August	9,571	8,774
September	11,872	10,745
October	14,295	13,425
November	16,911	15,953
December	19,036	18,242
January	20,302	20,272
February	22,934	22,380
March	25,740	24,927
April	26,902	
May	26,903	
June	26,903	

QUALITY

	Quantity	Base Number	Contract	AT	Region	England
% of FP17s for the same patient ID Re-attending within 3 months - Children	216	3,784	5.7%	11.4%	13.3%	12.3%
% of FP17s for the same patient ID Re-attending within 3 months - Adults	1,251	9,637	13.0%	15.5%	17.3%	16.7%
% of FP17s for the same patient ID Re-attending between 3 & 9 months - Children	2,425	3,784	64.1%	59.5%	58.9%	57.6%
% of FP17s for the same patient ID Re-attending between 3 & 9 months - Adults	5,060	9,637	52.5%	54.0%	52.2%	50.1%
% of FP17s for Band 1 Urgent Courses	702	12,862	5.5%	8.8%	9.2%	9.1%
% of FP17s Relating to Free Repair or Replacements	118	12,862	0.9%	0.9%	1.0%	0.8%
% of FP17s Relating to Continuations	316	12,862	2.5%	1.3%	1.4%	1.2%
% of Patients satisfied with the dentistry they have received	8	8	N/A	92.4%	93.1%	92.8%
% of Patients satisfied with the time they had to wait for an appointment	8	8	N/A	87.6%	89.5%	88.7%

* This is based on patients treated on this contract for their most recent course of treatment. Figures in italics indicate the base number of FP17s or Patient Questionnaire responses are less than 100. N/A is shown where the base number of responses is less than 10 during the period. % is calculated as Quantity/Base number*100

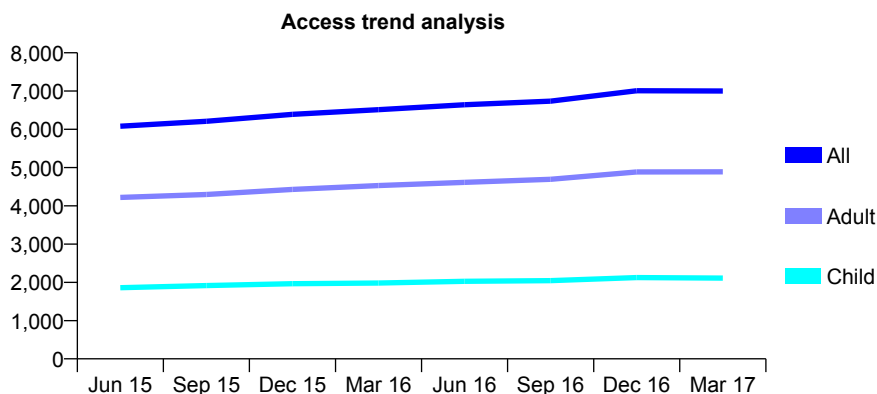
Q52 - Vital Signs At a Glance Contract Report for 101338/0143 - March 2017

Name or company name	Whitecross Dental Care Limited
Contract type name	GDS Contract
Purpose of contract	General
Contract start date	01/07/2012
Contract end date	

16/17 Contracted general activity (UDA)	21,300
Carry forward general activity (UDA)	-107
16/17 Contracted orthodontic activity (UOA)	0
Carry forward orthodontic activity (UOA)	0
Baseline contract value	£746,797.17

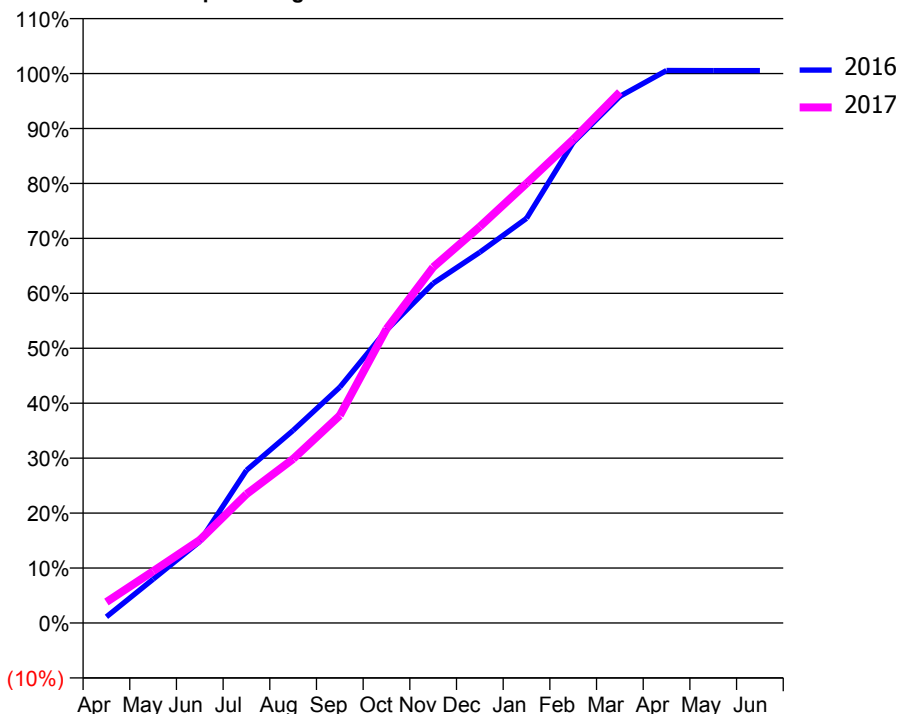
ACCESS*

Patients seen in 24 months	Total	Change since previous quarter
Quarter ending March 2016	6,513	
Quarter ending June 2016	6,643	→
Quarter ending September 2016	6,735	→
Quarter ending December 2016	7,007	↑
Quarter ending March 2017	7,000	→
Variance since March 2016	7.5%	↑



ACTIVITY

Cumulative percentage of contracted UDA delivered 2016 & 2017



Month	Adjusted Scheduled Activity (UDA)	
	2016	2017
April	233	814
May	1,656	2,009
June	3,087	3,215
July	5,781	4,998
August	7,286	6,360
September	8,921	8,046
October	11,078	11,402
November	12,849	13,791
December	14,027	15,365
January	15,309	17,038
February	18,178	18,747
March	19,925	20,578
April	20,903	
May	20,896	
June	20,895	

QUALITY

	Quantity	Base Number	Contract	AT	Region	England
% of FP17s for the same patient ID Re-attending within 3 months - Children	177	3,311	5.3%	11.4%	13.3%	12.3%
% of FP17s for the same patient ID Re-attending within 3 months - Adults	771	6,495	11.9%	15.5%	17.3%	16.7%
% of FP17s for the same patient ID Re-attending between 3 & 9 months - Children	1,974	3,311	59.6%	59.5%	58.9%	57.6%
% of FP17s for the same patient ID Re-attending between 3 & 9 months - Adults	3,075	6,495	47.3%	54.0%	52.2%	50.1%
% of FP17s for Band 1 Urgent Courses	586	9,413	6.2%	8.8%	9.2%	9.1%
% of FP17s Relating to Free Repair or Replacements	57	9,413	0.6%	0.9%	1.0%	0.8%
% of FP17s Relating to Continuations	120	9,413	1.3%	1.3%	1.4%	1.2%
% of Patients satisfied with the dentistry they have received	3	3	N/A	92.4%	93.1%	92.8%
% of Patients satisfied with the time they had to wait for an appointment	3	3	N/A	87.6%	89.5%	88.7%

* This is based on patients treated on this contract for their most recent course of treatment. Figures in italics indicate the base number of FP17s or Patient Questionnaire responses are less than 100. N/A is shown where the base number of responses is less than 10 during the period. % is calculated as Quantity/Base number*100

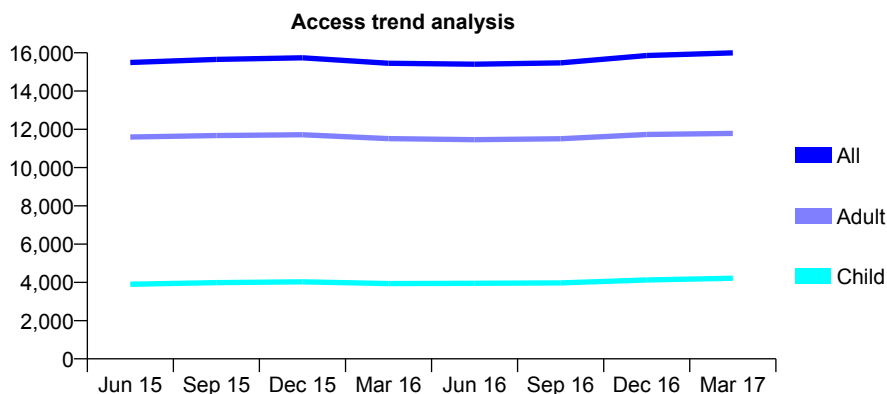
Q52 - Vital Signs At a Glance Contract Report for 101370/0081 - March 2017

Name or company name	Petrie Tucker and Partners Ltd
Contract type name	GDS Contract
Purpose of contract	General
Contract start date	01/04/2007
Contract end date	

16/17 Contracted general activity (UDA)	48,026
Carry forward general activity (UDA)	-550
16/17 Contracted orthodontic activity (UOA)	0
Carry forward orthodontic activity (UOA)	0
Baseline contract value	£1,422,815.83

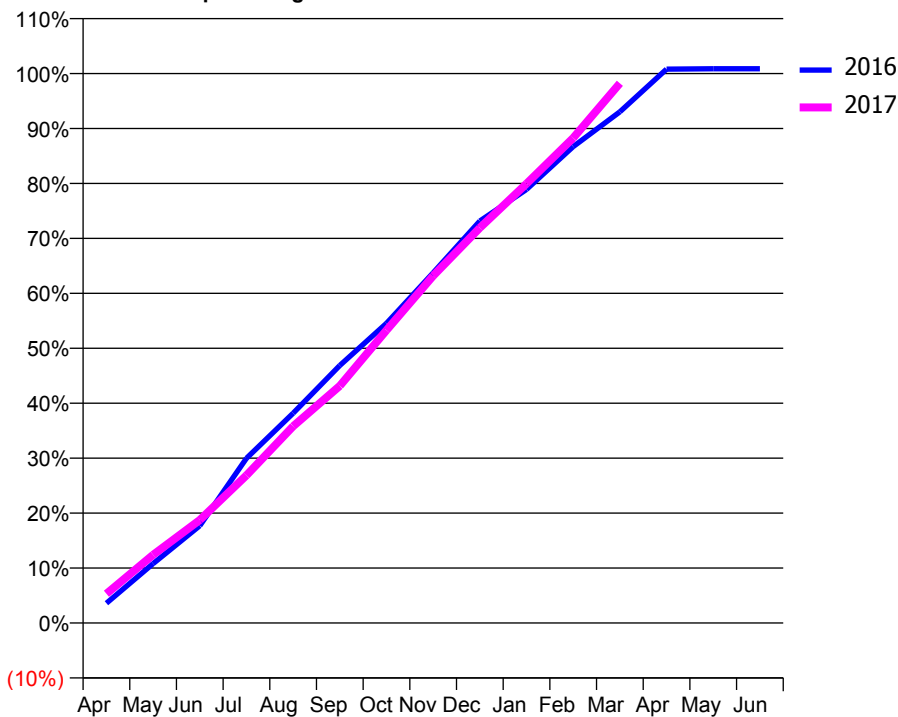
ACCESS*

Patients seen in 24 months	Total	Change since previous quarter
Quarter ending March 2016	15,452	
Quarter ending June 2016	15,407	→
Quarter ending September 2016	15,475	→
Quarter ending December 2016	15,857	↑
Quarter ending March 2017	15,997	→
Variance since March 2016	3.5%	↑



ACTIVITY

Cumulative percentage of contracted UDA delivered 2016 & 2017



Month	Adjusted Scheduled Activity (UDA)	
	2016	2017
April	1,730	2,561
May	5,188	5,960
June	8,503	9,003
July	14,402	12,904
August	18,333	17,194
September	22,511	20,733
October	26,191	25,587
November	30,612	30,340
December	35,128	34,542
January	37,895	38,398
February	41,630	42,392
March	44,675	47,167
April	48,401	
May	48,436	
June	48,442	

QUALITY

	Quantity	Base Number	Contract	AT	Region	England
% of FP17s for the same patient ID Re-attending within 3 months - Children	663	7,638	8.7%	11.4%	13.3%	12.3%
% of FP17s for the same patient ID Re-attending within 3 months - Adults	2,339	18,418	12.7%	15.5%	17.3%	16.7%
% of FP17s for the same patient ID Re-attending between 3 & 9 months - Children	4,914	7,638	64.3%	59.5%	58.9%	57.6%
% of FP17s for the same patient ID Re-attending between 3 & 9 months - Adults	10,590	18,418	57.5%	54.0%	52.2%	50.1%
% of FP17s for Band 1 Urgent Courses	1,519	24,143	6.3%	8.8%	9.2%	9.1%
% of FP17s Relating to Free Repair or Replacements	196	24,143	0.8%	0.9%	1.0%	0.8%
% of FP17s Relating to Continuations	512	24,143	2.1%	1.3%	1.4%	1.2%
% of Patients satisfied with the dentistry they have received	18	19	94.7%	92.4%	93.1%	92.8%
% of Patients satisfied with the time they had to wait for an appointment	16	19	84.2%	87.6%	89.5%	88.7%

* This is based on patients treated on this contract for their most recent course of treatment. Figures in italics indicate the base number of FP17s or Patient Questionnaire responses are less than 100. N/A is shown where the base number of responses is less than 10 during the period. % is calculated as Quantity/Base number*100

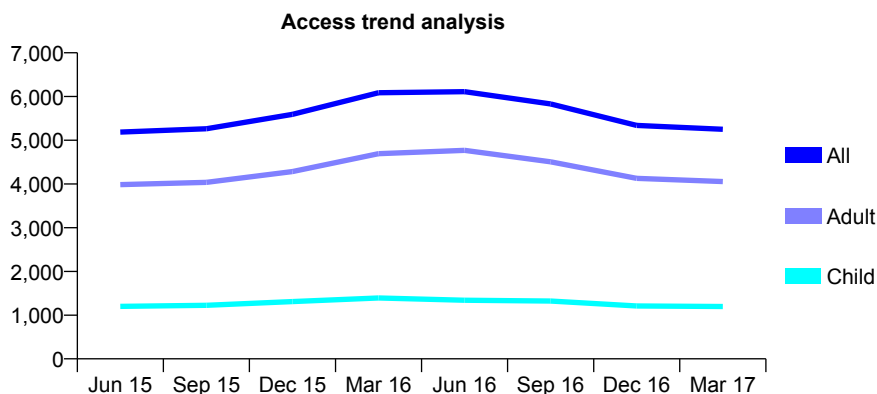
Q52 - Vital Signs At a Glance Contract Report for 101435/0095 - March 2017

Name or company name	IDH Limited
Contract type name	GDS Contract
Purpose of contract	General
Contract start date	01/04/2008
Contract end date	

16/17 Contracted general activity (UDA)	17,548
Carry forward general activity (UDA)	-351
16/17 Contracted orthodontic activity (UOA)	0
Carry forward orthodontic activity (UOA)	0
Baseline contract value	£452,205.81

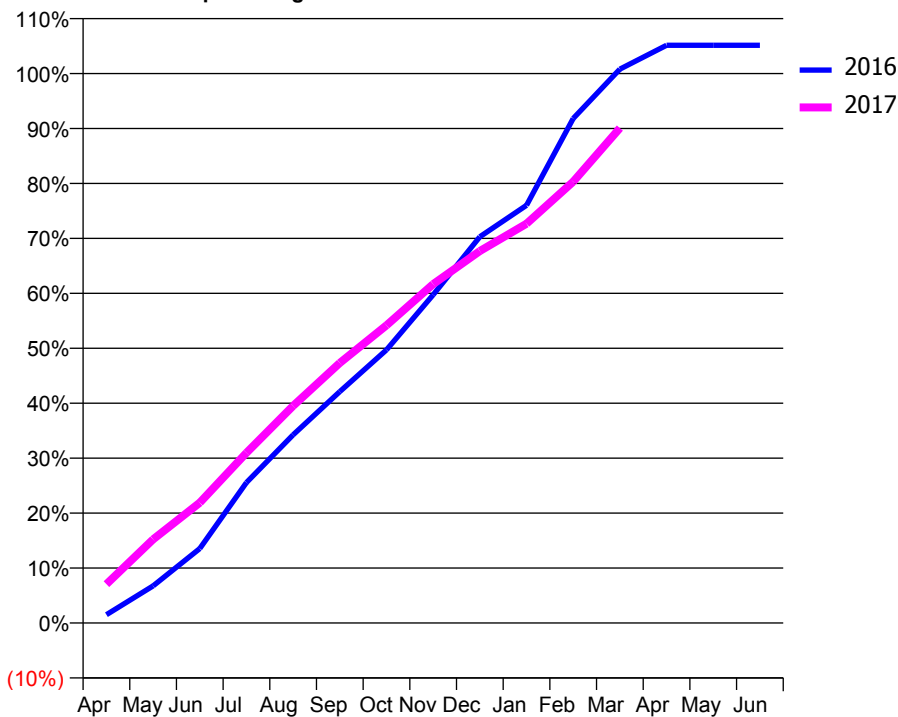
ACCESS*

Patients seen in 24 months	Total	Change since previous quarter
Quarter ending March 2016	6,086	
Quarter ending June 2016	6,111	→
Quarter ending September 2016	5,829	↓
Quarter ending December 2016	5,338	↓
Quarter ending March 2017	5,251	↓
Variance since March 2016	(13.7%)	↓



ACTIVITY

Cumulative percentage of contracted UDA delivered 2016 & 2017



Month	Adjusted Scheduled Activity (UDA)	
	2016	2017
April	265	1,239
May	1,185	2,674
June	2,378	3,842
July	4,485	5,436
August	6,012	6,936
September	7,389	8,306
October	8,723	9,507
November	10,483	10,823
December	12,336	11,878
January	13,339	12,751
February	16,110	14,093
March	17,689	15,805
April	18,449	
May	18,449	
June	18,449	

QUALITY

	Quantity	Base Number	Contract	AT	Region	England
% of FP17s for the same patient ID Re-attending within 3 months - Children	121	1,728	7.0%	11.4%	13.3%	12.3%
% of FP17s for the same patient ID Re-attending within 3 months - Adults	674	5,644	11.9%	15.5%	17.3%	16.7%
% of FP17s for the same patient ID Re-attending between 3 & 9 months - Children	869	1,728	50.3%	59.5%	58.9%	57.6%
% of FP17s for the same patient ID Re-attending between 3 & 9 months - Adults	2,728	5,644	48.3%	54.0%	52.2%	50.1%
% of FP17s for Band 1 Urgent Courses	406	7,065	5.7%	8.8%	9.2%	9.1%
% of FP17s Relating to Free Repair or Replacements	61	7,065	0.9%	0.9%	1.0%	0.8%
% of FP17s Relating to Continuations	111	7,065	1.6%	1.3%	1.4%	1.2%
% of Patients satisfied with the dentistry they have received	10	11	90.9%	92.4%	93.1%	92.8%
% of Patients satisfied with the time they had to wait for an appointment	10	11	90.9%	87.6%	89.5%	88.7%

* This is based on patients treated on this contract for their most recent course of treatment. Figures in italics indicate the base number of FP17s or Patient Questionnaire responses are less than 100. N/A is shown where the base number of responses is less than 10 during the period. % is calculated as Quantity/Base number*100

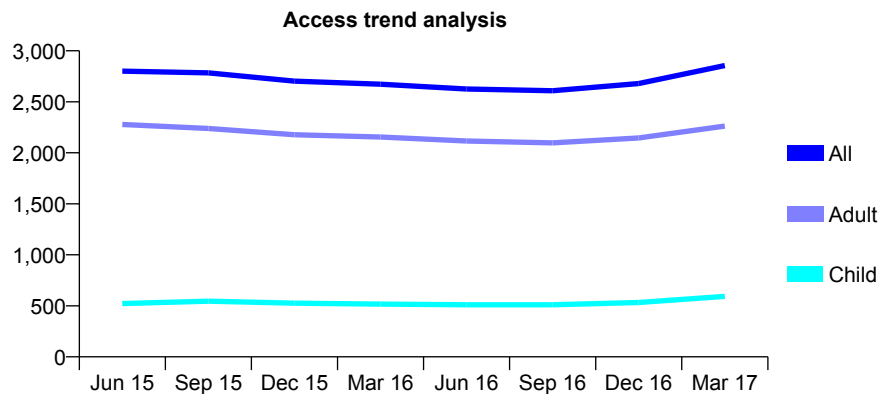
Q52 - Vital Signs At a Glance Contract Report for 103462/0001 - March 2017

Name or company name	Xen Smiles Ltd
Contract type name	GDS Contract
Purpose of contract	General
Contract start date	03/05/2011
Contract end date	

16/17 Contracted general activity (UDA)	11,000
Carry forward general activity (UDA)	-102
16/17 Contracted orthodontic activity (UOA)	0
Carry forward orthodontic activity (UOA)	0
Baseline contract value	£248,341.58

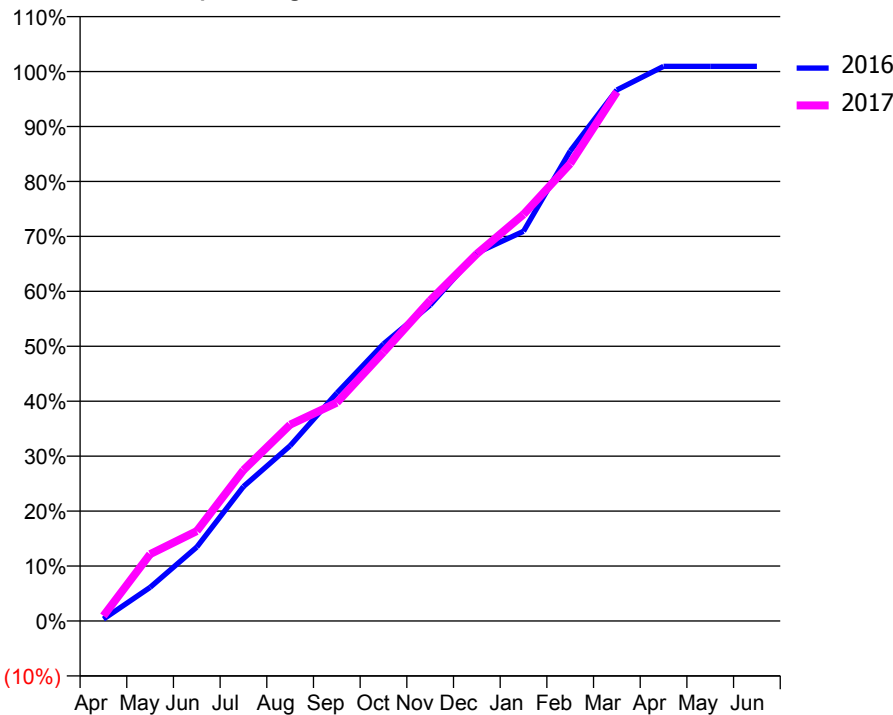
ACCESS*

Patients seen in 24 months	Total	Change since previous quarter
Quarter ending March 2016	2,672	
Quarter ending June 2016	2,626	↓
Quarter ending September 2016	2,608	→
Quarter ending December 2016	2,679	↑
Quarter ending March 2017	2,855	↑
Variance since March 2016	6.8%	↑



ACTIVITY

Cumulative percentage of contracted UDA delivered 2016 & 2017



Month	Adjusted Scheduled Activity (UDA)	
	2016	2017
April	38	102
May	673	1,338
June	1,479	1,800
July	2,691	3,019
August	3,509	3,930
September	4,563	4,371
October	5,545	5,383
November	6,325	6,419
December	7,368	7,350
January	7,802	8,139
February	9,407	9,155
March	10,631	10,594
April	11,103	
May	11,102	
June	11,102	

QUALITY

	Quantity	Base Number	Contract	AT	Region	England
% of FP17s for the same patient ID Re-attending within 3 months - Children	125	893	14.0%	11.4%	13.3%	12.3%
% of FP17s for the same patient ID Re-attending within 3 months - Adults	924	3,669	25.2%	15.5%	17.3%	16.7%
% of FP17s for the same patient ID Re-attending between 3 & 9 months - Children	408	893	45.7%	59.5%	58.9%	57.6%
% of FP17s for the same patient ID Re-attending between 3 & 9 months - Adults	1,838	3,669	50.1%	54.0%	52.2%	50.1%
% of FP17s for Band 1 Urgent Courses	285	4,412	6.5%	8.8%	9.2%	9.1%
% of FP17s Relating to Free Repair or Replacements	140	4,412	3.2%	0.9%	1.0%	0.8%
% of FP17s Relating to Continuations	170	4,412	3.9%	1.3%	1.4%	1.2%
% of Patients satisfied with the dentistry they have received	8	9	N/A	92.4%	93.1%	92.8%
% of Patients satisfied with the time they had to wait for an appointment	6	9	N/A	87.6%	89.5%	88.7%

* This is based on patients treated on this contract for their most recent course of treatment. Figures in italics indicate the base number of FP17s or Patient Questionnaire responses are less than 100. N/A is shown where the base number of responses is less than 10 during the period. % is calculated as Quantity/Base number*100

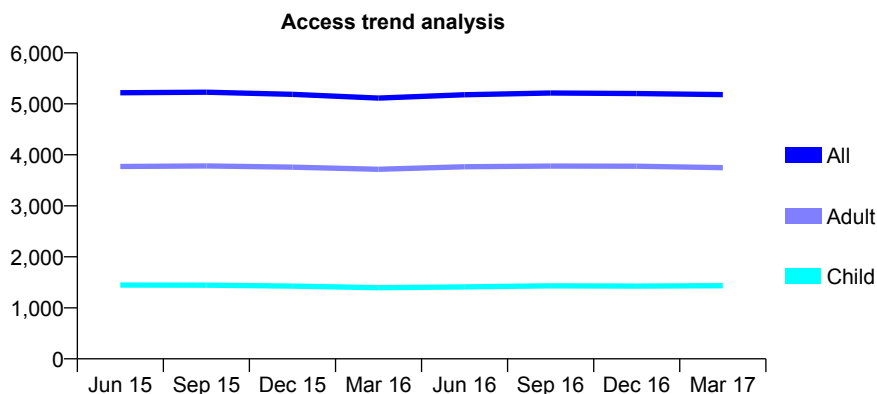
Q52 - Vital Signs At a Glance Contract Report for 106771/0001 - March 2017

Name or company name	Lingwell Croft Dental Practice
Contract type name	GDS Contract
Purpose of contract	General
Contract start date	29/04/2011
Contract end date	

16/17 Contracted general activity (UDA)	16,400
Carry forward general activity (UDA)	273
16/17 Contracted orthodontic activity (UOA)	0
Carry forward orthodontic activity (UOA)	0
Baseline contract value	£438,571.29

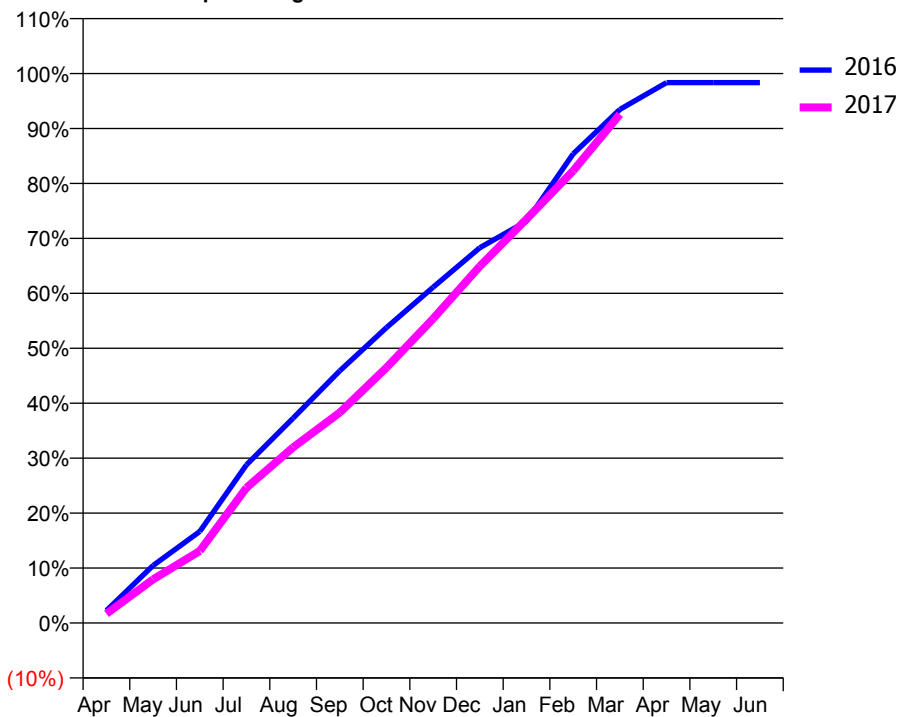
ACCESS*

Patients seen in 24 months	Total	Change since previous quarter
Quarter ending March 2016	5,113	
Quarter ending June 2016	5,178	→
Quarter ending September 2016	5,211	→
Quarter ending December 2016	5,202	→
Quarter ending March 2017	5,181	→
Variance since March 2016	1.3%	→



ACTIVITY

Cumulative percentage of contracted UDA delivered 2016 & 2017



Month	Adjusted Scheduled Activity (UDA)	
	2016	2017
April	373	275
May	1,715	1,303
June	2,732	2,152
July	4,723	4,039
August	6,116	5,243
September	7,528	6,283
October	8,818	7,625
November	10,022	9,086
December	11,200	10,646
January	11,988	12,057
February	14,004	13,497
March	15,329	15,180
April	16,127	
May	16,127	
June	16,127	

QUALITY

	Quantity	Base Number	Contract	AT	Region	England
% of FP17s for the same patient ID Re-attending within 3 months - Children	142	2,188	6.5%	11.4%	13.3%	12.3%
% of FP17s for the same patient ID Re-attending within 3 months - Adults	658	5,742	11.5%	15.5%	17.3%	16.7%
% of FP17s for the same patient ID Re-attending between 3 & 9 months - Children	1,395	2,188	63.8%	59.5%	58.9%	57.6%
% of FP17s for the same patient ID Re-attending between 3 & 9 months - Adults	3,704	5,742	64.5%	54.0%	52.2%	50.1%
% of FP17s for Band 1 Urgent Courses	293	7,589	3.9%	8.8%	9.2%	9.1%
% of FP17s Relating to Free Repair or Replacements	81	7,589	1.1%	0.9%	1.0%	0.8%
% of FP17s Relating to Continuations	137	7,589	1.8%	1.3%	1.4%	1.2%
% of Patients satisfied with the dentistry they have received	3	3	N/A	92.4%	93.1%	92.8%
% of Patients satisfied with the time they had to wait for an appointment	3	3	N/A	87.6%	89.5%	88.7%

* This is based on patients treated on this contract for their most recent course of treatment. Figures in italics indicate the base number of FP17s or Patient Questionnaire responses are less than 100. N/A is shown where the base number of responses is less than 10 during the period. % is calculated as Quantity/Base number*100

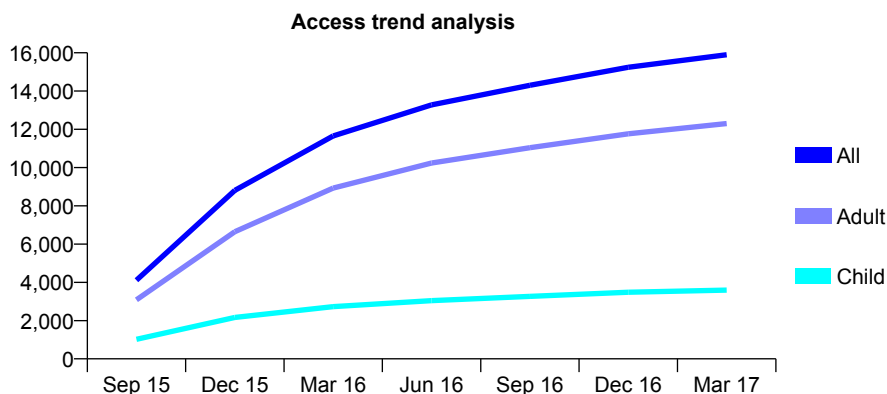
Q52 - Vital Signs At a Glance Contract Report for 107840/0001 - March 2017

Name or company name	The Avondale Dental Practice Partnership
Contract type name	GDS Contract
Purpose of contract	General
Contract start date	01/07/2015
Contract end date	

16/17 Contracted general activity (UDA)	45,480
Carry forward general activity (UDA)	0
16/17 Contracted orthodontic activity (UOA)	0
Carry forward orthodontic activity (UOA)	0
Baseline contract value	£1,464,665.35

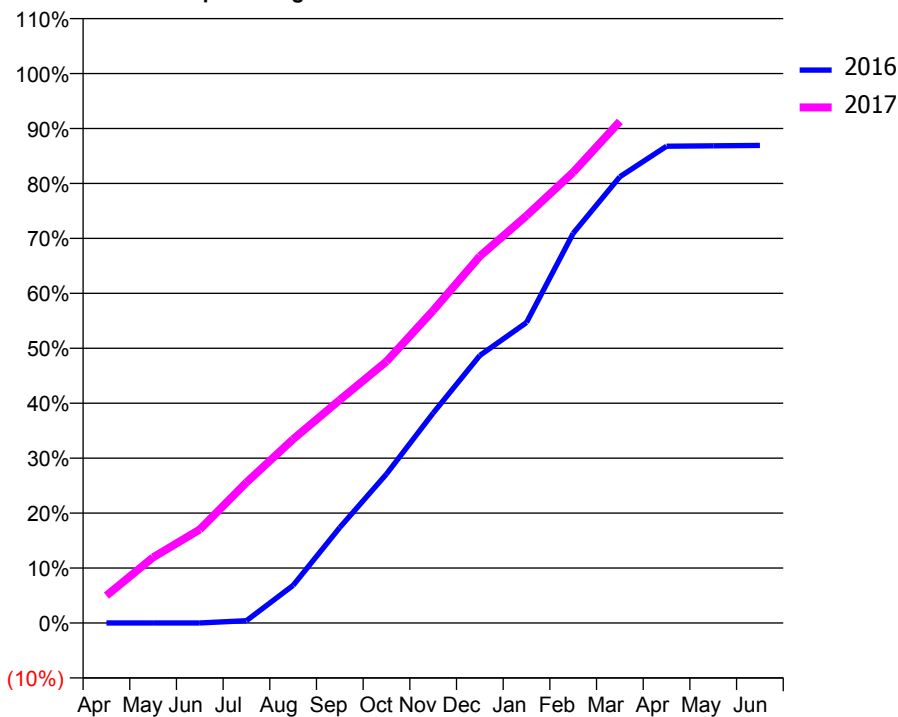
ACCESS*

Patients seen in 24 months	Total	Change since previous quarter
Quarter ending March 2016	11,656	
Quarter ending June 2016	13,276	↑
Quarter ending September 2016	14,305	↑
Quarter ending December 2016	15,247	↑
Quarter ending March 2017	15,901	↑
Variance since March 2016	36.4%	↑



ACTIVITY

Cumulative percentage of contracted UDA delivered 2016 & 2017



Month	Adjusted Scheduled Activity (UDA)	
	2016	2017
April	0	2,268
May	0	5,430
June	0	7,743
July	146	11,639
August	2,341	15,216
September	5,932	18,469
October	9,249	21,649
November	13,030	25,869
December	16,607	30,361
January	18,649	33,714
February	24,191	37,310
March	27,699	41,518
April	29,598	
May	29,617	
June	29,646	

QUALITY

	Quantity	Base Number	Contract	AT	Region	England
% of FP17s for the same patient ID Re-attending within 3 months - Children	253	5,143	4.9%	11.4%	13.3%	12.3%
% of FP17s for the same patient ID Re-attending within 3 months - Adults	1,911	16,486	11.6%	15.5%	17.3%	16.7%
% of FP17s for the same patient ID Re-attending between 3 & 9 months - Children	2,944	5,143	57.2%	59.5%	58.9%	57.6%
% of FP17s for the same patient ID Re-attending between 3 & 9 months - Adults	8,508	16,486	51.6%	54.0%	52.2%	50.1%
% of FP17s for Band 1 Urgent Courses	1,207	20,126	6.0%	8.8%	9.2%	9.1%
% of FP17s Relating to Free Repair or Replacements	101	20,126	0.5%	0.9%	1.0%	0.8%
% of FP17s Relating to Continuations	367	20,126	1.8%	1.3%	1.4%	1.2%
% of Patients satisfied with the dentistry they have received	20	22	90.9%	92.4%	93.1%	92.8%
% of Patients satisfied with the time they had to wait for an appointment	19	22	86.4%	87.6%	89.5%	88.7%

* This is based on patients treated on this contract for their most recent course of treatment. Figures in italics indicate the base number of FP17s or Patient Questionnaire responses are less than 100. N/A is shown where the base number of responses is less than 10 during the period. % is calculated as Quantity/Base number*100

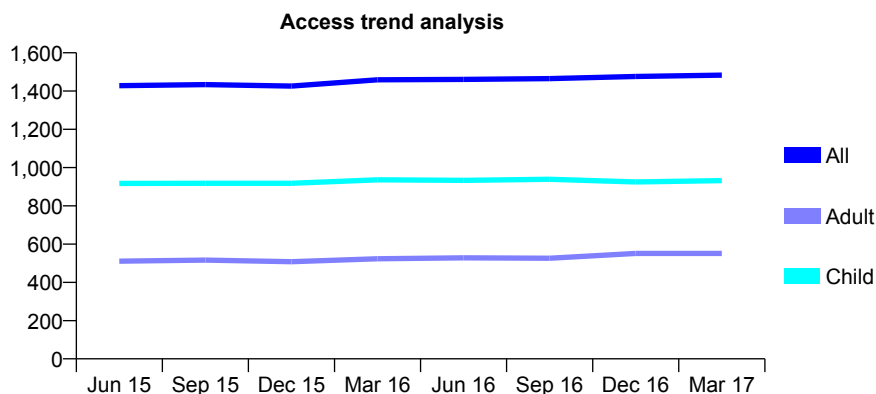
Q52 - Vital Signs At a Glance Contract Report for 112003/0001 - March 2017

Name or company name	King Lane Dental Care
Contract type name	GDS Contract
Purpose of contract	General
Contract start date	12/10/2006
Contract end date	

16/17 Contracted general activity (UDA)	3,725
Carry forward general activity (UDA)	126
16/17 Contracted orthodontic activity (UOA)	0
Carry forward orthodontic activity (UOA)	0
Baseline contract value	£126,846.14

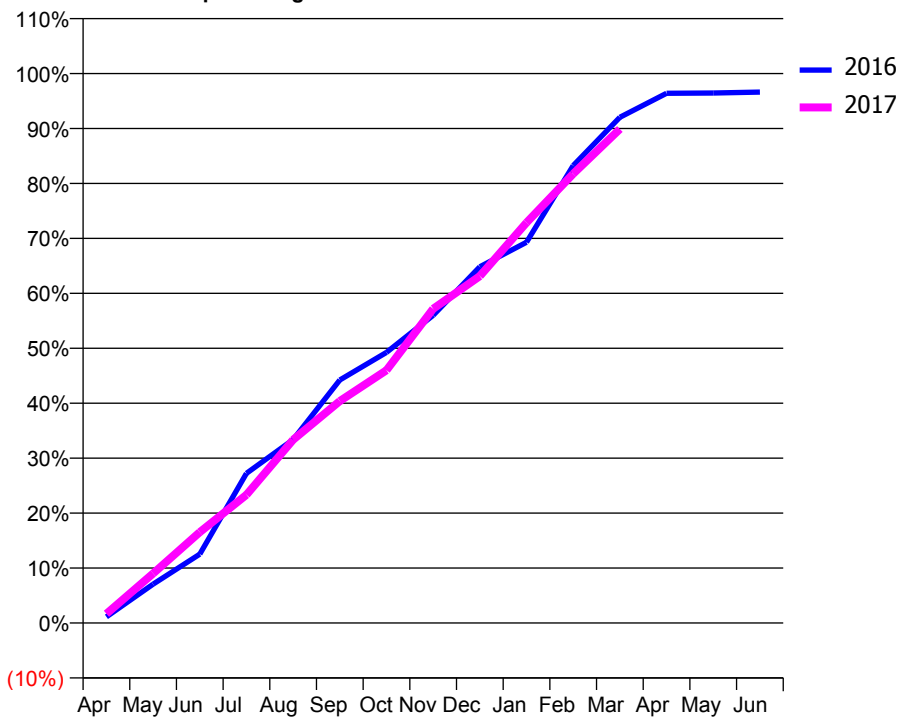
ACCESS*

Patients seen in 24 months	Total	Change since previous quarter
Quarter ending March 2016	1,459	
Quarter ending June 2016	1,461	→
Quarter ending September 2016	1,465	→
Quarter ending December 2016	1,476	→
Quarter ending March 2017	1,483	→
Variance since March 2016	1.6%	→



ACTIVITY

Cumulative percentage of contracted UDA delivered 2016 & 2017



Month	Adjusted Scheduled Activity (UDA)	
	2016	2017
April	42	63
May	264	336
June	467	616
July	1,015	869
August	1,243	1,243
September	1,647	1,505
October	1,834	1,713
November	2,086	2,130
December	2,415	2,352
January	2,581	2,714
February	3,101	3,045
March	3,429	3,349
April	3,591	
May	3,593	
June	3,599	

QUALITY

	Quantity	Base Number	Contract	AT	Region	England
% of FP17s for the same patient ID Re-attending within 3 months - Children	124	1,594	7.8%	11.4%	13.3%	12.3%
% of FP17s for the same patient ID Re-attending within 3 months - Adults	124	735	16.9%	15.5%	17.3%	16.7%
% of FP17s for the same patient ID Re-attending between 3 & 9 months - Children	1,051	1,594	65.9%	59.5%	58.9%	57.6%
% of FP17s for the same patient ID Re-attending between 3 & 9 months - Adults	384	735	52.2%	54.0%	52.2%	50.1%
% of FP17s for Band 1 Urgent Courses	109	2,217	4.9%	8.8%	9.2%	9.1%
% of FP17s Relating to Free Repair or Replacements	0	2,217	0.0%	0.9%	1.0%	0.8%
% of FP17s Relating to Continuations	2	2,217	0.1%	1.3%	1.4%	1.2%
% of Patients satisfied with the dentistry they have received	3	3	N/A	92.4%	93.1%	92.8%
% of Patients satisfied with the time they had to wait for an appointment	3	3	N/A	87.6%	89.5%	88.7%

* This is based on patients treated on this contract for their most recent course of treatment. Figures in italics indicate the base number of FP17s or Patient Questionnaire responses are less than 100. N/A is shown where the base number of responses is less than 10 during the period. % is calculated as Quantity/Base number*100

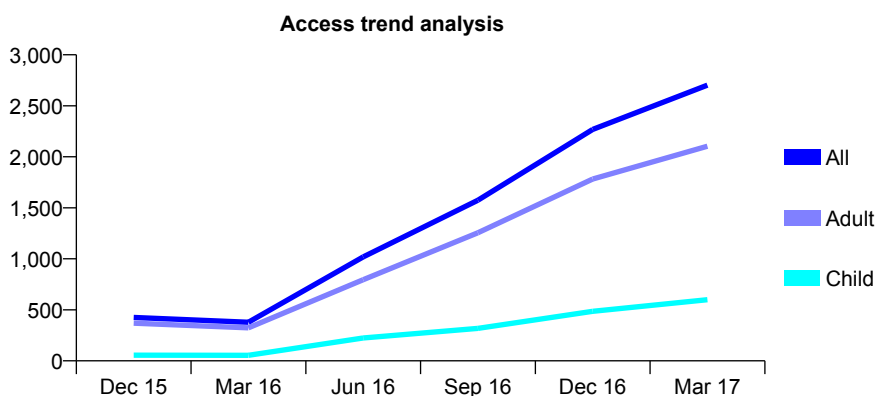
Q52 - Vital Signs At a Glance Contract Report for 112941/0001 - March 2017

Name or company name	Crossgates Dental Practice Partnership
Contract type name	GDS Contract
Purpose of contract	General
Contract start date	01/10/2015
Contract end date	

16/17 Contracted general activity (UDA)	8,000
Carry forward general activity (UDA)	0
16/17 Contracted orthodontic activity (UOA)	0
Carry forward orthodontic activity (UOA)	0
Baseline contract value	£230,319.04

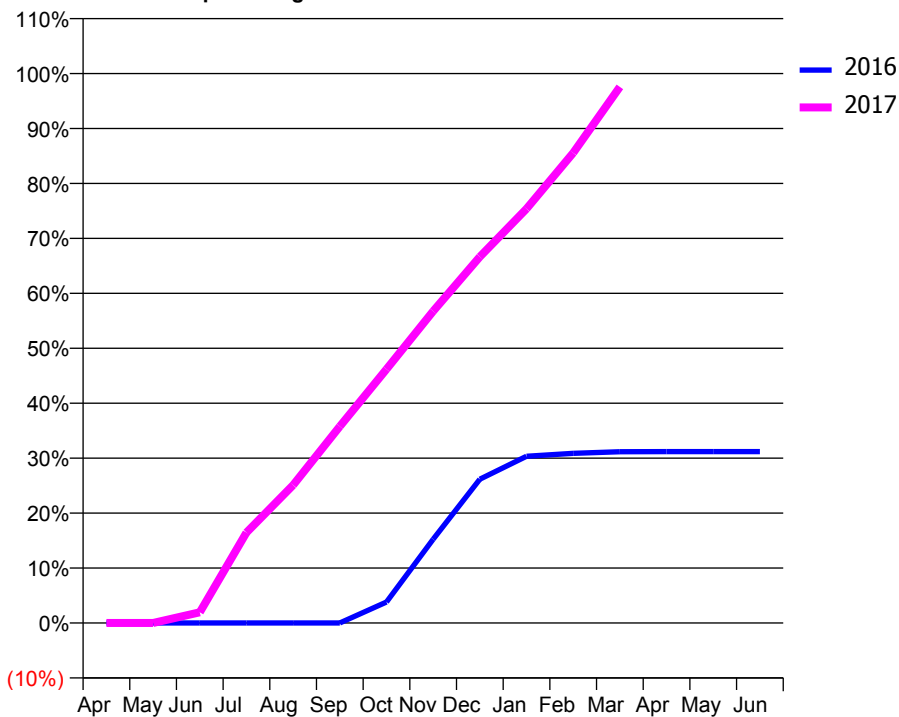
ACCESS*

Patients seen in 24 months	Total	Change since previous quarter
Quarter ending March 2016	378	
Quarter ending June 2016	1,019	↑
Quarter ending September 2016	1,574	↑
Quarter ending December 2016	2,269	↑
Quarter ending March 2017	2,703	↑
Variance since March 2016	615.1%	↑



ACTIVITY

Cumulative percentage of contracted UDA delivered 2016 & 2017



Adjusted Scheduled Activity (UDA)

Month	2016	2017
April	0	0
May	0	0
June	0	156
July	0	1,317
August	0	2,009
September	0	2,862
October	153	3,695
November	610	4,540
December	1,047	5,331
January	1,214	6,031
February	1,235	6,844
March	1,247	7,805
April	1,248	
May	1,248	
June	1,248	

QUALITY

	Quantity	Base Number	Contract	AT	Region	England
% of FP17s for the same patient ID Re-attending within 3 months - Children	51	948	5.4%	11.4%	13.3%	12.3%
% of FP17s for the same patient ID Re-attending within 3 months - Adults	308	3,417	9.0%	15.5%	17.3%	16.7%
% of FP17s for the same patient ID Re-attending between 3 & 9 months - Children	189	948	19.9%	59.5%	58.9%	57.6%
% of FP17s for the same patient ID Re-attending between 3 & 9 months - Adults	783	3,417	22.9%	54.0%	52.2%	50.1%
% of FP17s for Band 1 Urgent Courses	260	3,815	6.8%	8.8%	9.2%	9.1%
% of FP17s Relating to Free Repair or Replacements	15	3,815	0.4%	0.9%	1.0%	0.8%
% of FP17s Relating to Continuations	49	3,815	1.3%	1.3%	1.4%	1.2%
% of Patients satisfied with the dentistry they have received	2	6	N/A	92.4%	93.1%	92.8%
% of Patients satisfied with the time they had to wait for an appointment	5	6	N/A	87.6%	89.5%	88.7%

* This is based on patients treated on this contract for their most recent course of treatment. Figures in italics indicate the base number of FP17s or Patient Questionnaire responses are less than 100. N/A is shown where the base number of responses is less than 10 during the period. % is calculated as Quantity/Base number*100

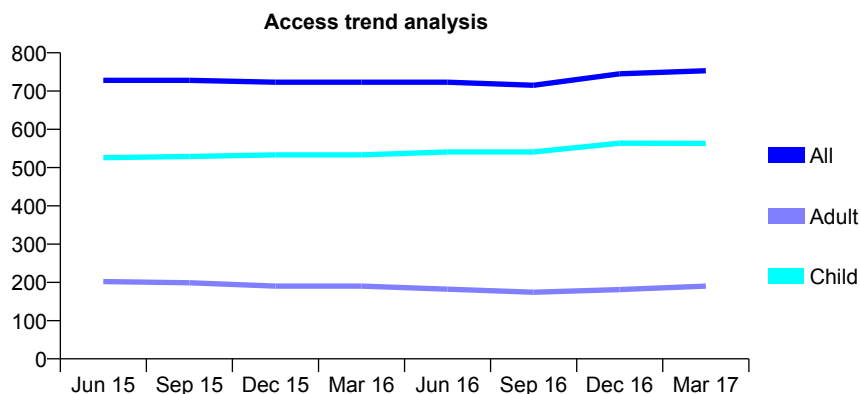
Q52 - Vital Signs At a Glance Contract Report for 117161/0001 - March 2017

Name or company name	Wells Road Dental Surgery Ltd
Contract type name	GDS Contract
Purpose of contract	General
Contract start date	01/09/2008
Contract end date	

16/17 Contracted general activity (UDA)	1,300
Carry forward general activity (UDA)	0
16/17 Contracted orthodontic activity (UOA)	0
Carry forward orthodontic activity (UOA)	0
Baseline contract value	£35,105.45

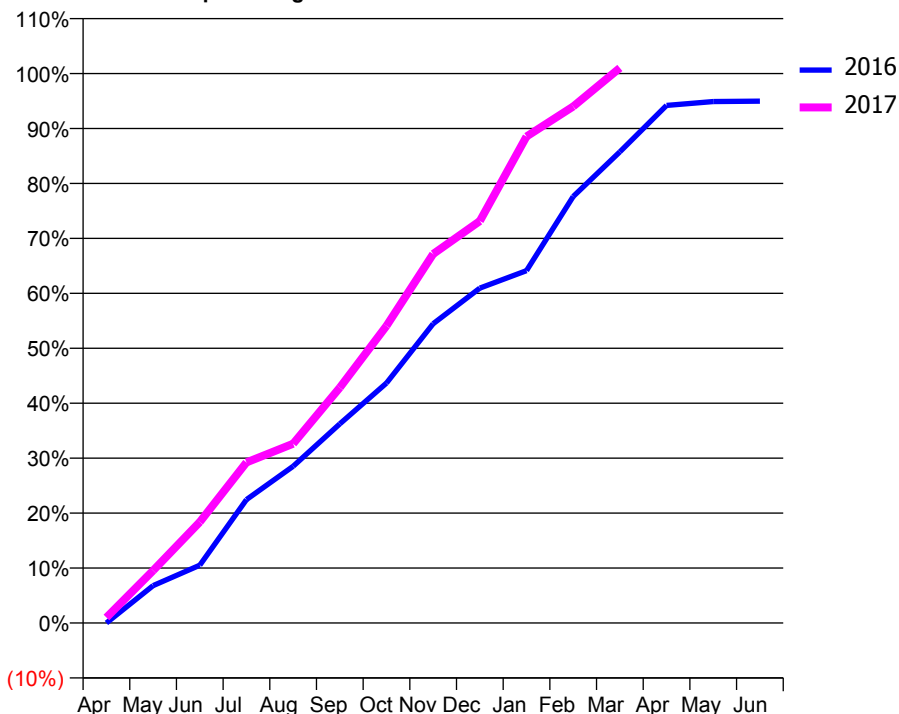
ACCESS*

Patients seen in 24 months	Total	Change since previous quarter
Quarter ending March 2016	723	
Quarter ending June 2016	723	→
Quarter ending September 2016	715	↓
Quarter ending December 2016	745	↑
Quarter ending March 2017	753	→
Variance since March 2016	4.1%	↑



ACTIVITY

Cumulative percentage of contracted UDA delivered 2016 & 2017



Month	Adjusted Scheduled Activity (UDA)	
	2016	2017
April	0	13
May	95	124
June	147	239
July	314	380
August	399	424
September	507	557
October	611	703
November	762	873
December	853	951
January	898	1,151
February	1,087	1,222
March	1,201	1,313
April	1,319	
May	1,329	
June	1,330	

QUALITY

	Quantity	Base Number	Contract	AT	Region	England
% of FP17s for the same patient ID Re-attending within 3 months - Children	44	866	5.1%	11.4%	13.3%	12.3%
% of FP17s for the same patient ID Re-attending within 3 months - Adults	4	166	2.4%	15.5%	17.3%	16.7%
% of FP17s for the same patient ID Re-attending between 3 & 9 months - Children	546	866	63.0%	59.5%	58.9%	57.6%
% of FP17s for the same patient ID Re-attending between 3 & 9 months - Adults	120	166	72.3%	54.0%	52.2%	50.1%
% of FP17s for Band 1 Urgent Courses	0	944	0.0%	8.8%	9.2%	9.1%
% of FP17s Relating to Free Repair or Replacements	2	944	0.2%	0.9%	1.0%	0.8%
% of FP17s Relating to Continuations	2	944	0.2%	1.3%	1.4%	1.2%
% of Patients satisfied with the dentistry they have received	1	1	N/A	92.4%	93.1%	92.8%
% of Patients satisfied with the time they had to wait for an appointment	1	1	N/A	87.6%	89.5%	88.7%

* This is based on patients treated on this contract for their most recent course of treatment. Figures in italics indicate the base number of FP17s or Patient Questionnaire responses are less than 100. N/A is shown where the base number of responses is less than 10 during the period. % is calculated as Quantity/Base number*100

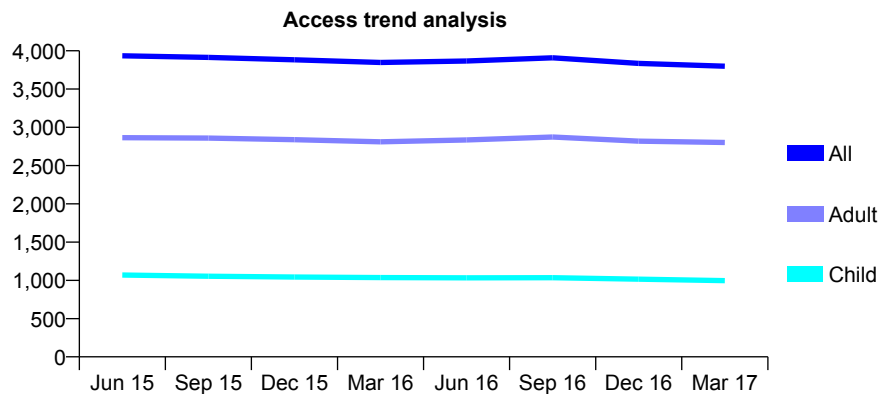
Q52 - Vital Signs At a Glance Contract Report for 117358/0001 - March 2017

Name or company name	Kirkburton Dental Care Ltd
Contract type name	GDS Contract
Purpose of contract	General
Contract start date	01/04/2009
Contract end date	

16/17 Contracted general activity (UDA)	12,000
Carry forward general activity (UDA)	259
16/17 Contracted orthodontic activity (UOA)	0
Carry forward orthodontic activity (UOA)	0
Baseline contract value	£359,507.91

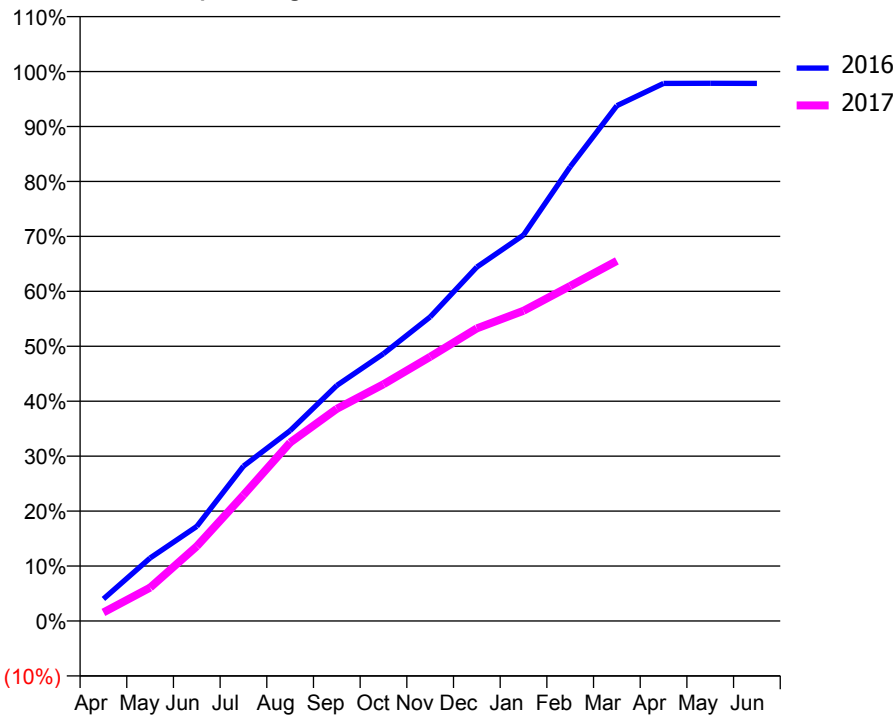
ACCESS*

Patients seen in 24 months	Total	Change since previous quarter
Quarter ending March 2016	3,847	
Quarter ending June 2016	3,866	→
Quarter ending September 2016	3,908	→
Quarter ending December 2016	3,836	↓
Quarter ending March 2017	3,798	→
Variance since March 2016	(1.3%)	↓



ACTIVITY

Cumulative percentage of contracted UDA delivered 2016 & 2017



Month	Adjusted Scheduled Activity (UDA)	
	2016	2017
April	483	188
May	1,376	729
June	2,067	1,632
July	3,382	2,750
August	4,158	3,897
September	5,145	4,634
October	5,838	5,171
November	6,641	5,771
December	7,729	6,391
January	8,430	6,775
February	9,921	7,317
March	11,255	7,865
April	11,739	
May	11,743	
June	11,741	

QUALITY

	Quantity	Base Number	Contract	AT	Region	England
% of FP17s for the same patient ID Re-attending within 3 months - Children	145	1,415	10.2%	11.4%	13.3%	12.3%
% of FP17s for the same patient ID Re-attending within 3 months - Adults	564	3,386	16.7%	15.5%	17.3%	16.7%
% of FP17s for the same patient ID Re-attending between 3 & 9 months - Children	935	1,415	66.1%	59.5%	58.9%	57.6%
% of FP17s for the same patient ID Re-attending between 3 & 9 months - Adults	1,986	3,386	58.7%	54.0%	52.2%	50.1%
% of FP17s for Band 1 Urgent Courses	345	4,516	7.6%	8.8%	9.2%	9.1%
% of FP17s Relating to Free Repair or Replacements	105	4,516	2.3%	0.9%	1.0%	0.8%
% of FP17s Relating to Continuations	46	4,516	1.0%	1.3%	1.4%	1.2%
% of Patients satisfied with the dentistry they have received	5	6	N/A	92.4%	93.1%	92.8%
% of Patients satisfied with the time they had to wait for an appointment	6	6	N/A	87.6%	89.5%	88.7%

* This is based on patients treated on this contract for their most recent course of treatment. Figures in italics indicate the base number of FP17s or Patient Questionnaire responses are less than 100. N/A is shown where the base number of responses is less than 10 during the period. % is calculated as Quantity/Base number*100

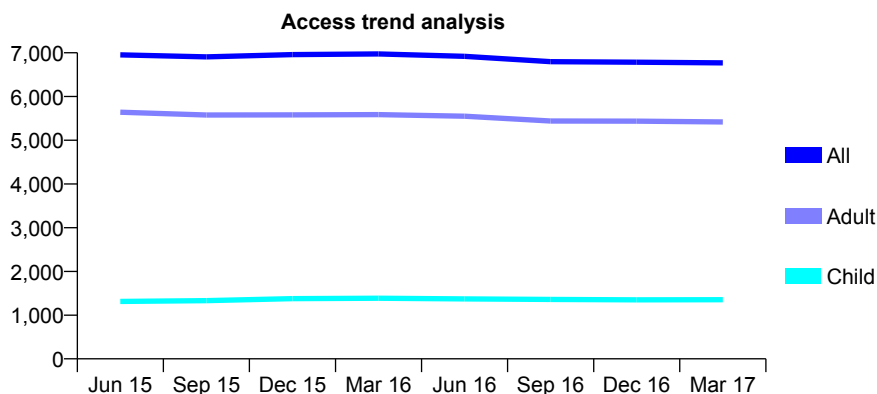
Q52 - Vital Signs At a Glance Contract Report for 118060/0004 - March 2017

Name or company name	Genix Healthcare Ltd
Contract type name	GDS Contract
Purpose of contract	General
Contract start date	01/10/2006
Contract end date	

16/17 Contracted general activity (UDA)	18,700
Carry forward general activity (UDA)	-315
16/17 Contracted orthodontic activity (UOA)	0
Carry forward orthodontic activity (UOA)	0
Baseline contract value	£545,764.15

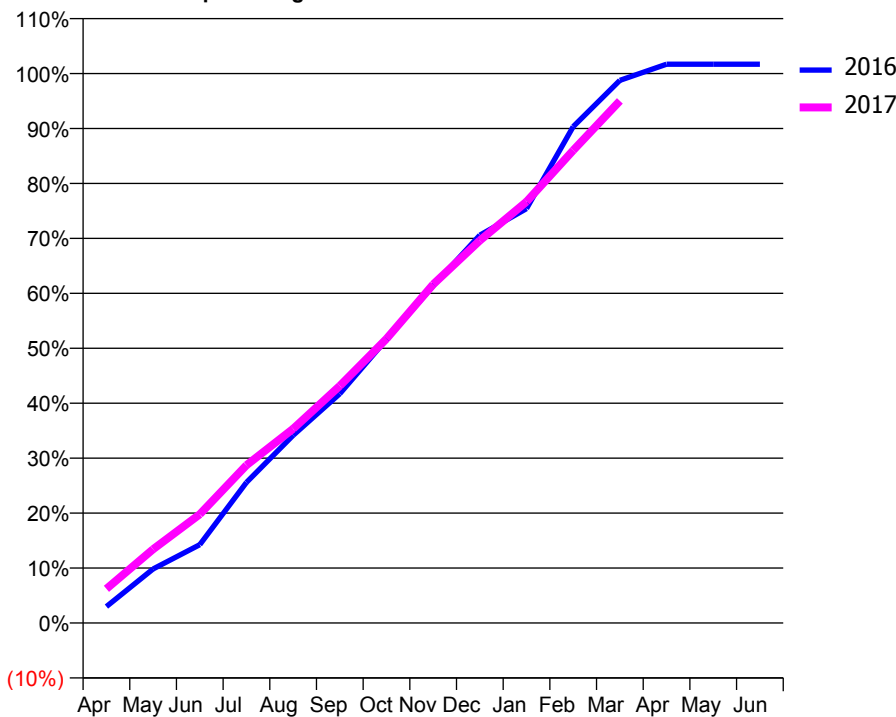
ACCESS*

Patients seen in 24 months	Total	Change since previous quarter
Quarter ending March 2016	6,974	
Quarter ending June 2016	6,920	→
Quarter ending September 2016	6,798	↓
Quarter ending December 2016	6,786	→
Quarter ending March 2017	6,769	→
Variance since March 2016	(2.9%)	↓



ACTIVITY

Cumulative percentage of contracted UDA delivered 2016 & 2017



Month	Adjusted Scheduled Activity (UDA)	
	2016	2017
April	560	1,164
May	1,838	2,513
June	2,666	3,701
July	4,786	5,371
August	6,386	6,608
September	7,801	8,069
October	9,651	9,675
November	11,480	11,522
December	13,197	13,017
January	14,100	14,337
February	16,890	16,084
March	18,469	17,770
April	19,018	
May	19,015	
June	19,015	

QUALITY

	Quantity	Base Number	Contract	AT	Region	England
% of FP17s for the same patient ID Re-attending within 3 months - Children	153	2,085	7.3%	11.4%	13.3%	12.3%
% of FP17s for the same patient ID Re-attending within 3 months - Adults	1,126	8,232	13.7%	15.5%	17.3%	16.7%
% of FP17s for the same patient ID Re-attending between 3 & 9 months - Children	1,378	2,085	66.1%	59.5%	58.9%	57.6%
% of FP17s for the same patient ID Re-attending between 3 & 9 months - Adults	5,269	8,232	64.0%	54.0%	52.2%	50.1%
% of FP17s for Band 1 Urgent Courses	684	9,999	6.8%	8.8%	9.2%	9.1%
% of FP17s Relating to Free Repair or Replacements	170	9,999	1.7%	0.9%	1.0%	0.8%
% of FP17s Relating to Continuations	72	9,999	0.7%	1.3%	1.4%	1.2%
% of Patients satisfied with the dentistry they have received	7	7	N/A	92.4%	93.1%	92.8%
% of Patients satisfied with the time they had to wait for an appointment	4	7	N/A	87.6%	89.5%	88.7%

* This is based on patients treated on this contract for their most recent course of treatment. Figures in italics indicate the base number of FP17s or Patient Questionnaire responses are less than 100. N/A is shown where the base number of responses is less than 10 during the period. % is calculated as Quantity/Base number*100

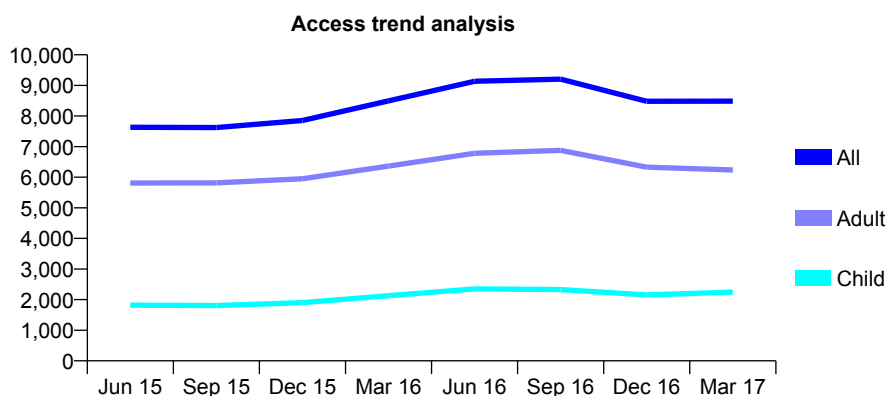
Q52 - Vital Signs At a Glance Contract Report for 118060/0009 - March 2017

Name or company name	Genix Healthcare Ltd
Contract type name	GDS Contract
Purpose of contract	General
Contract start date	01/01/2007
Contract end date	

16/17 Contracted general activity (UDA)	23,667
Carry forward general activity (UDA)	109
16/17 Contracted orthodontic activity (UOA)	0
Carry forward orthodontic activity (UOA)	0
Baseline contract value	£571,823.27

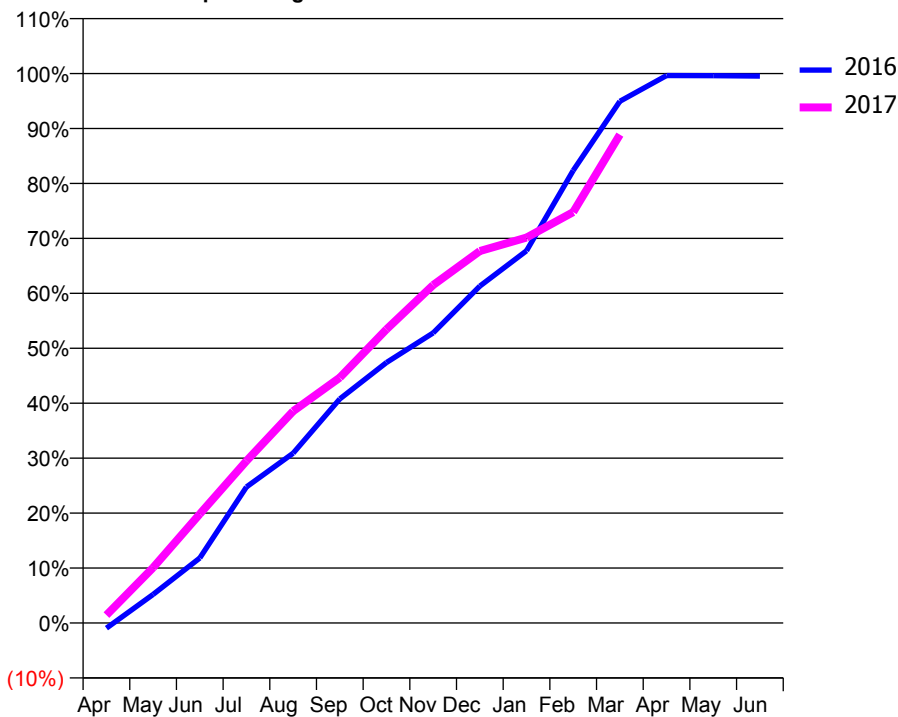
ACCESS*

Patients seen in 24 months	Total	Change since previous quarter
Quarter ending March 2016	8,493	
Quarter ending June 2016	9,133	↑
Quarter ending September 2016	9,205	→
Quarter ending December 2016	8,480	↓
Quarter ending March 2017	8,484	→
Variance since March 2016	(0.1%)	→



ACTIVITY

Cumulative percentage of contracted UDA delivered 2016 & 2017



Month	Adjusted Scheduled Activity (UDA)	
	2016	2017
April	-226	342
May	1,235	2,389
June	2,798	4,696
July	5,859	6,980
August	7,316	9,121
September	9,650	10,573
October	11,218	12,650
November	12,497	14,554
December	14,511	16,023
January	16,032	16,603
February	19,490	17,699
March	22,471	21,034
April	23,576	
May	23,573	
June	23,558	

QUALITY

	Quantity	Base Number	Contract	AT	Region	England
% of FP17s for the same patient ID Re-attending within 3 months - Children	153	3,260	4.7%	11.4%	13.3%	12.3%
% of FP17s for the same patient ID Re-attending within 3 months - Adults	876	9,206	9.5%	15.5%	17.3%	16.7%
% of FP17s for the same patient ID Re-attending between 3 & 9 months - Children	1,561	3,260	47.9%	59.5%	58.9%	57.6%
% of FP17s for the same patient ID Re-attending between 3 & 9 months - Adults	4,706	9,206	51.1%	54.0%	52.2%	50.1%
% of FP17s for Band 1 Urgent Courses	777	11,932	6.5%	8.8%	9.2%	9.1%
% of FP17s Relating to Free Repair or Replacements	135	11,932	1.1%	0.9%	1.0%	0.8%
% of FP17s Relating to Continuations	46	11,932	0.4%	1.3%	1.4%	1.2%
% of Patients satisfied with the dentistry they have received	15	16	93.8%	92.4%	93.1%	92.8%
% of Patients satisfied with the time they had to wait for an appointment	13	16	81.3%	87.6%	89.5%	88.7%

* This is based on patients treated on this contract for their most recent course of treatment. Figures in italics indicate the base number of FP17s or Patient Questionnaire responses are less than 100. N/A is shown where the base number of responses is less than 10 during the period. % is calculated as Quantity/Base number*100

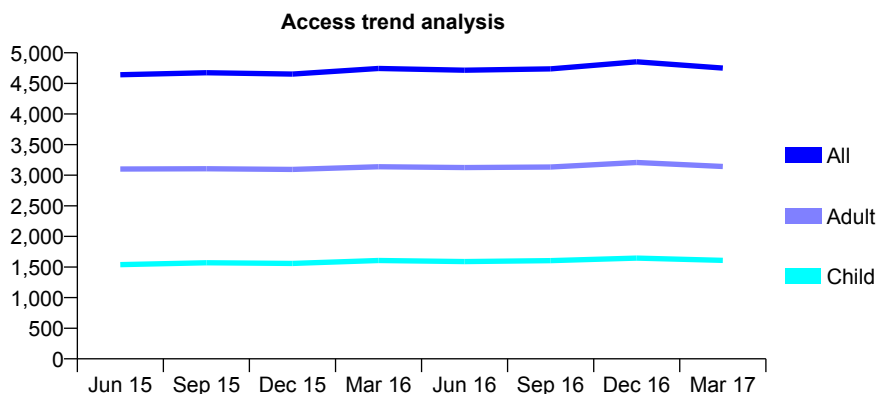
Q52 - Vital Signs At a Glance Contract Report for 118060/0012 - March 2017

Name or company name	Genix Healthcare Ltd
Contract type name	GDS Contract
Purpose of contract	General
Contract start date	01/04/2007
Contract end date	

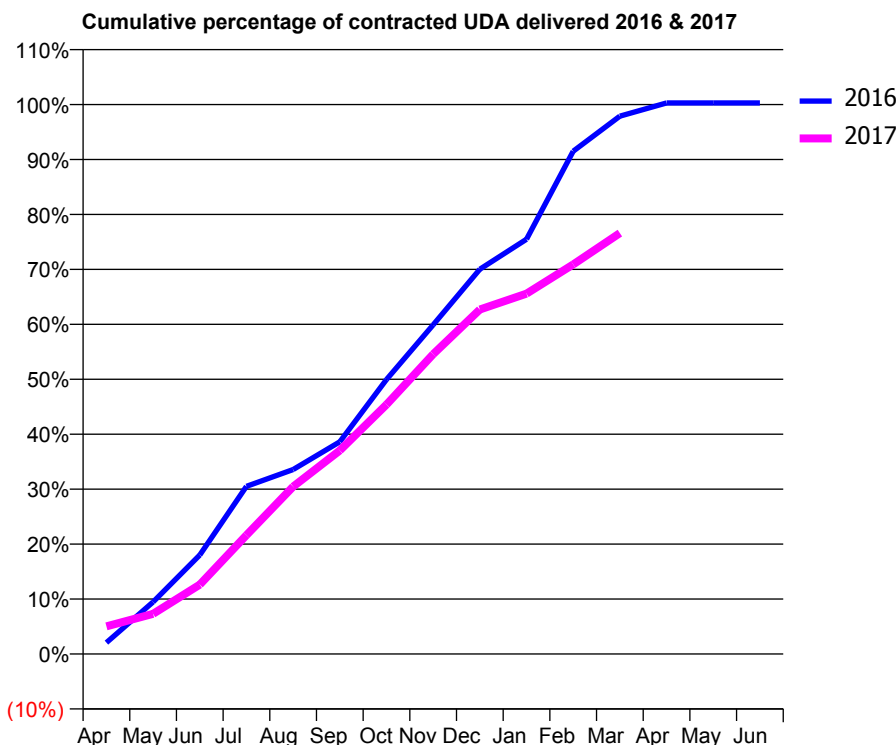
16/17 Contracted general activity (UDA)	14,018
Carry forward general activity (UDA)	-39
16/17 Contracted orthodontic activity (UOA)	0
Carry forward orthodontic activity (UOA)	0
Baseline contract value	£346,543.23

ACCESS*

Patients seen in 24 months	Total	Change since previous quarter
Quarter ending March 2016	4,744	
Quarter ending June 2016	4,715	→
Quarter ending September 2016	4,738	→
Quarter ending December 2016	4,854	↑
Quarter ending March 2017	4,751	↓
Variance since March 2016	0.1%	→



ACTIVITY



Month	Adjusted Scheduled Activity (UDA)	
	2016	2017
April	291	706
May	1,330	1,025
June	2,527	1,770
July	4,277	3,033
August	4,708	4,271
September	5,413	5,194
October	7,001	6,362
November	8,399	7,649
December	9,815	8,789
January	10,583	9,192
February	12,825	9,938
March	13,720	10,739
April	14,058	
May	14,057	
June	14,057	

QUALITY

	Quantity	Base Number	Contract	AT	Region	England
% of FP17s for the same patient ID Re-attending within 3 months - Children	126	1,702	7.4%	11.4%	13.3%	12.3%
% of FP17s for the same patient ID Re-attending within 3 months - Adults	472	3,298	14.3%	15.5%	17.3%	16.7%
% of FP17s for the same patient ID Re-attending between 3 & 9 months - Children	829	1,702	48.7%	59.5%	58.9%	57.6%
% of FP17s for the same patient ID Re-attending between 3 & 9 months - Adults	1,490	3,298	45.2%	54.0%	52.2%	50.1%
% of FP17s for Band 1 Urgent Courses	369	4,860	7.6%	8.8%	9.2%	9.1%
% of FP17s Relating to Free Repair or Replacements	45	4,860	0.9%	0.9%	1.0%	0.8%
% of FP17s Relating to Continuations	13	4,860	0.3%	1.3%	1.4%	1.2%
% of Patients satisfied with the dentistry they have received	5	5	N/A	92.4%	93.1%	92.8%
% of Patients satisfied with the time they had to wait for an appointment	5	5	N/A	87.6%	89.5%	88.7%

* This is based on patients treated on this contract for their most recent course of treatment. Figures in italics indicate the base number of FP17s or Patient Questionnaire responses are less than 100. N/A is shown where the base number of responses is less than 10 during the period. % is calculated as Quantity/Base number*100

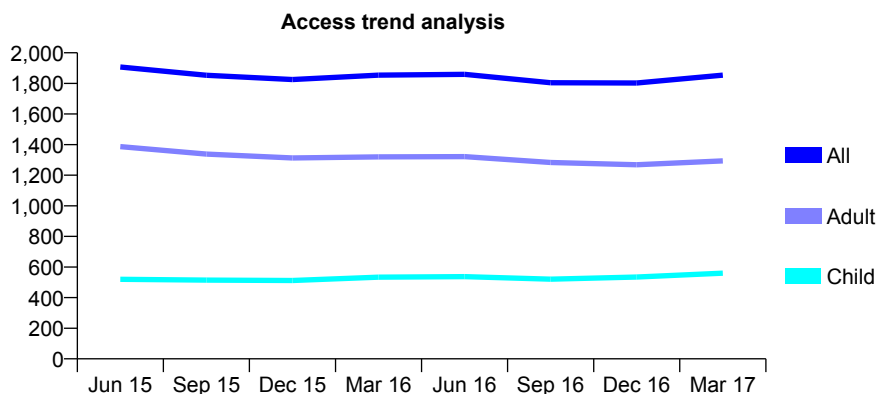
Q52 - Vital Signs At a Glance Contract Report for 118060/0015 - March 2017

Name or company name	Genix Healthcare Ltd
Contract type name	GDS Contract
Purpose of contract	General
Contract start date	01/04/2008
Contract end date	

16/17 Contracted general activity (UDA)	6,000
Carry forward general activity (UDA)	42
16/17 Contracted orthodontic activity (UOA)	0
Carry forward orthodontic activity (UOA)	0
Baseline contract value	£156,370.76

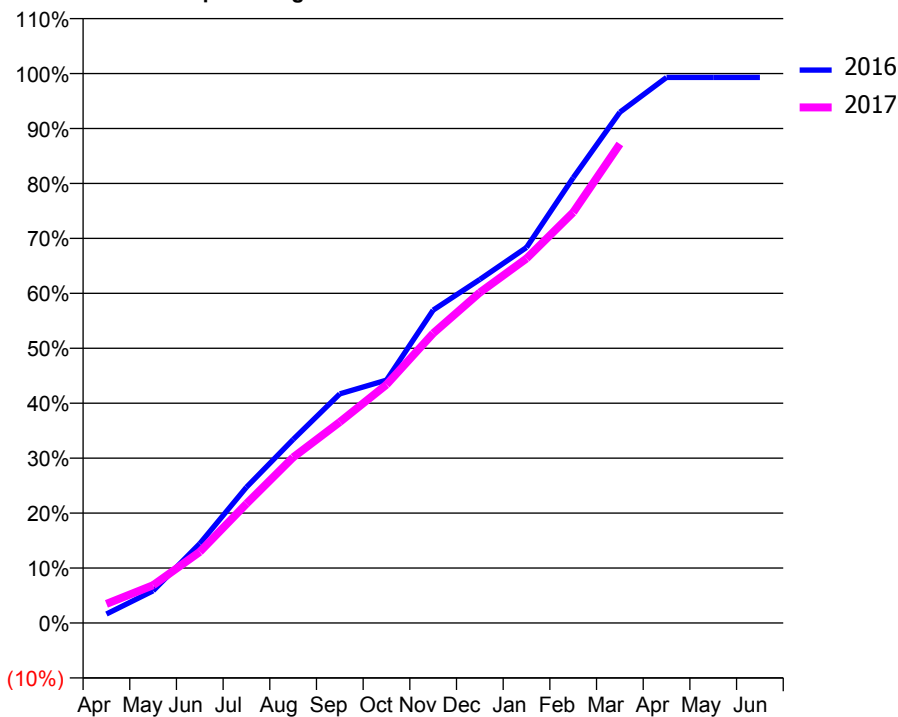
ACCESS*

Patients seen in 24 months	Total	Change since previous quarter
Quarter ending March 2016	1,854	
Quarter ending June 2016	1,859	→
Quarter ending September 2016	1,804	↓
Quarter ending December 2016	1,803	→
Quarter ending March 2017	1,854	↑
Variance since March 2016	0.0%	→



ACTIVITY

Cumulative percentage of contracted UDA delivered 2016 & 2017



Adjusted Scheduled Activity (UDA)

Month	2016	2017
April	98	210
May	352	413
June	868	777
July	1,483	1,303
August	2,004	1,810
September	2,502	2,194
October	2,652	2,603
November	3,417	3,163
December	3,752	3,608
January	4,100	3,980
February	4,862	4,484
March	5,577	5,231
April	5,957	
May	5,957	
June	5,958	

QUALITY

	Quantity	Base Number	Contract	AT	Region	England
% of FP17s for the same patient ID Re-attending within 3 months - Children	63	772	8.2%	11.4%	13.3%	12.3%
% of FP17s for the same patient ID Re-attending within 3 months - Adults	173	1,582	10.9%	15.5%	17.3%	16.7%
% of FP17s for the same patient ID Re-attending between 3 & 9 months - Children	406	772	52.6%	59.5%	58.9%	57.6%
% of FP17s for the same patient ID Re-attending between 3 & 9 months - Adults	830	1,582	52.5%	54.0%	52.2%	50.1%
% of FP17s for Band 1 Urgent Courses	57	2,217	2.6%	8.8%	9.2%	9.1%
% of FP17s Relating to Free Repair or Replacements	1	2,217	0.0%	0.9%	1.0%	0.8%
% of FP17s Relating to Continuations	8	2,217	0.4%	1.3%	1.4%	1.2%
% of Patients satisfied with the dentistry they have received	5	5	N/A	92.4%	93.1%	92.8%
% of Patients satisfied with the time they had to wait for an appointment	5	5	N/A	87.6%	89.5%	88.7%

* This is based on patients treated on this contract for their most recent course of treatment. Figures in italics indicate the base number of FP17s or Patient Questionnaire responses are less than 100. N/A is shown where the base number of responses is less than 10 during the period. % is calculated as Quantity/Base number*100

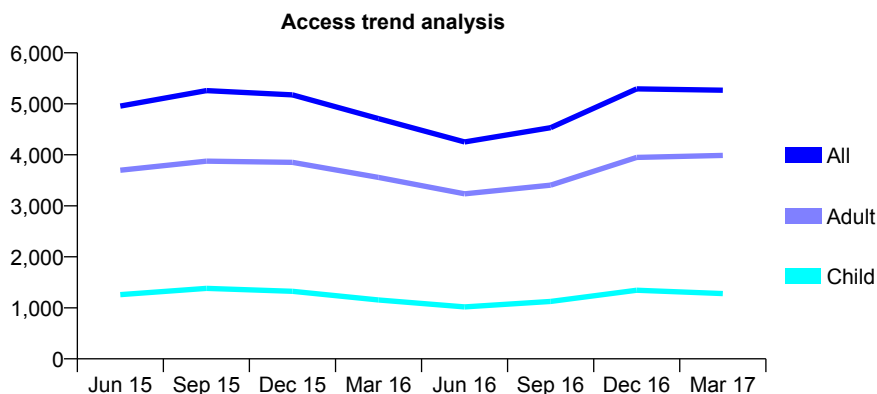
Q52 - Vital Signs At a Glance Contract Report for 118060/0018 - March 2017

Name or company name	Genix Healthcare Ltd
Contract type name	GDS Contract
Purpose of contract	General
Contract start date	01/11/2009
Contract end date	

16/17 Contracted general activity (UDA)	14,000
Carry forward general activity (UDA)	458
16/17 Contracted orthodontic activity (UOA)	0
Carry forward orthodontic activity (UOA)	0
Baseline contract value	£345,341.91

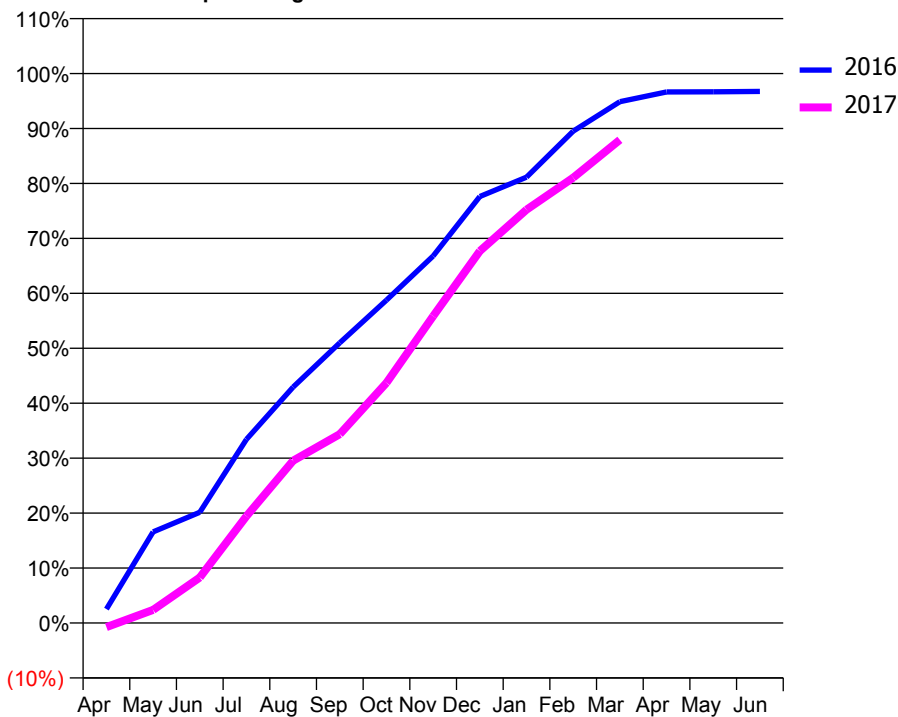
ACCESS*

Patients seen in 24 months	Total	Change since previous quarter
Quarter ending March 2016	4,710	
Quarter ending June 2016	4,253	↓
Quarter ending September 2016	4,531	↑
Quarter ending December 2016	5,293	↑
Quarter ending March 2017	5,267	→
Variance since March 2016	11.8%	↑



ACTIVITY

Cumulative percentage of contracted UDA delivered 2016 & 2017



Month	Adjusted Scheduled Activity (UDA)	
	2016	2017
April	353	-106
May	2,321	333
June	2,823	1,162
July	4,681	2,721
August	6,013	4,137
September	7,141	4,812
October	8,227	6,122
November	9,351	7,819
December	10,866	9,475
January	11,358	10,530
February	12,531	11,347
March	13,281	12,312
April	13,529	
May	13,532	
June	13,542	

QUALITY

	Quantity	Base Number	Contract	AT	Region	England
% of FP17s for the same patient ID Re-attending within 3 months - Children	69	1,796	3.8%	11.4%	13.3%	12.3%
% of FP17s for the same patient ID Re-attending within 3 months - Adults	489	5,418	9.0%	15.5%	17.3%	16.7%
% of FP17s for the same patient ID Re-attending between 3 & 9 months - Children	692	1,796	38.5%	59.5%	58.9%	57.6%
% of FP17s for the same patient ID Re-attending between 3 & 9 months - Adults	2,011	5,418	37.1%	54.0%	52.2%	50.1%
% of FP17s for Band 1 Urgent Courses	639	7,050	9.1%	8.8%	9.2%	9.1%
% of FP17s Relating to Free Repair or Replacements	199	7,050	2.8%	0.9%	1.0%	0.8%
% of FP17s Relating to Continuations	44	7,050	0.6%	1.3%	1.4%	1.2%
% of Patients satisfied with the dentistry they have received	7	8	N/A	92.4%	93.1%	92.8%
% of Patients satisfied with the time they had to wait for an appointment	8	8	N/A	87.6%	89.5%	88.7%

* This is based on patients treated on this contract for their most recent course of treatment. Figures in italics indicate the base number of FP17s or Patient Questionnaire responses are less than 100. N/A is shown where the base number of responses is less than 10 during the period. % is calculated as Quantity/Base number*100

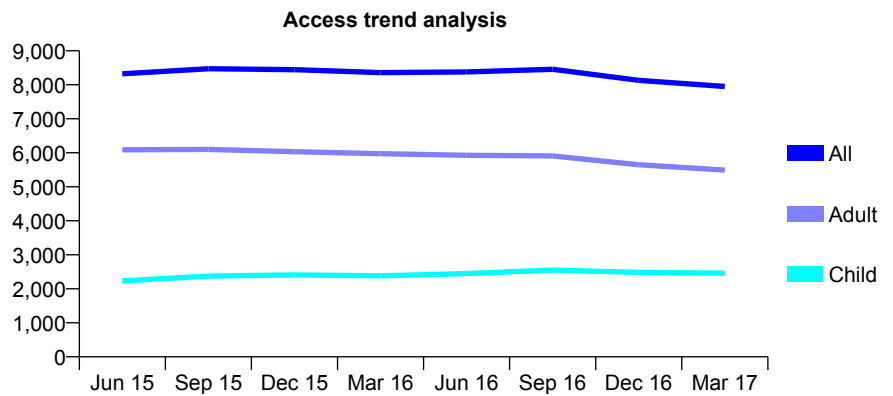
Q52 - Vital Signs At a Glance Contract Report for 118060/0031 - March 2017

Name or company name	Genix Healthcare Ltd
Contract type name	GDS Contract
Purpose of contract	General
Contract start date	01/07/2012
Contract end date	

16/17 Contracted general activity (UDA)	26,800
Carry forward general activity (UDA)	0
16/17 Contracted orthodontic activity (UOA)	0
Carry forward orthodontic activity (UOA)	0
Baseline contract value	£736,130.97

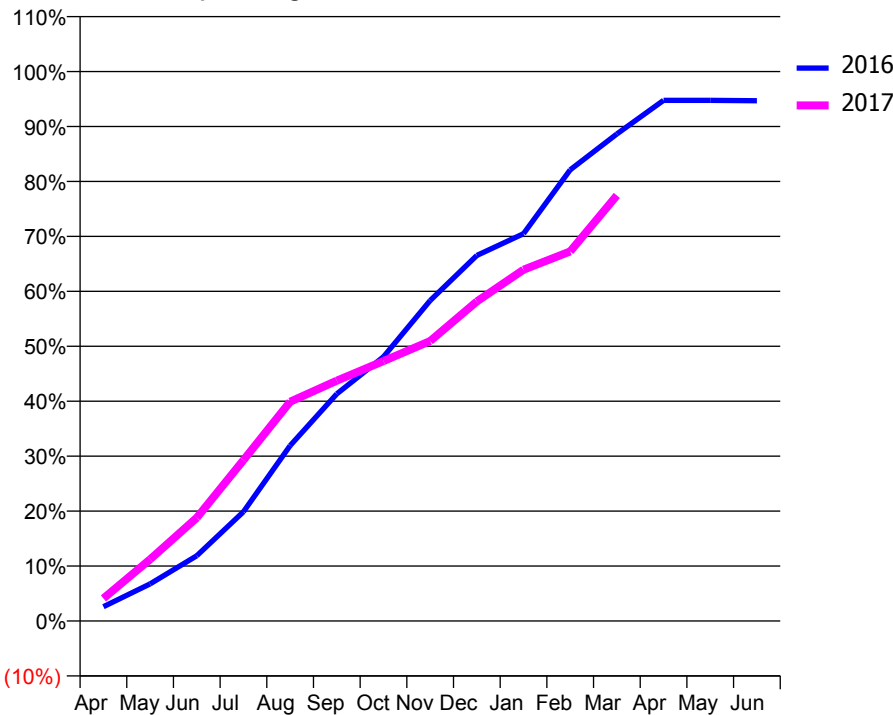
ACCESS*

Patients seen in 24 months	Total	Change since previous quarter
Quarter ending March 2016	8,357	
Quarter ending June 2016	8,378	→
Quarter ending September 2016	8,457	→
Quarter ending December 2016	8,132	↓
Quarter ending March 2017	7,950	↓
Variance since March 2016	(4.9%)	↓



ACTIVITY

Cumulative percentage of contracted UDA delivered 2016 & 2017



Month	Adjusted Scheduled Activity (UDA)	
	2016	2017
April	700	1,105
May	1,809	3,007
June	3,185	5,036
July	5,330	7,848
August	8,556	10,694
September	11,079	11,723
October	12,886	12,675
November	15,629	13,653
December	17,829	15,585
January	18,890	17,134
February	22,002	18,025
March	23,751	20,756
April	25,393	
May	25,394	
June	25,374	

QUALITY

	Quantity	Base Number	Contract	AT	Region	England
% of FP17s for the same patient ID Re-attending within 3 months - Children	304	3,436	8.8%	11.4%	13.3%	12.3%
% of FP17s for the same patient ID Re-attending within 3 months - Adults	1,641	7,618	21.5%	15.5%	17.3%	16.7%
% of FP17s for the same patient ID Re-attending between 3 & 9 months - Children	1,926	3,436	56.1%	59.5%	58.9%	57.6%
% of FP17s for the same patient ID Re-attending between 3 & 9 months - Adults	3,807	7,618	50.0%	54.0%	52.2%	50.1%
% of FP17s for Band 1 Urgent Courses	1,557	10,216	15.2%	8.8%	9.2%	9.1%
% of FP17s Relating to Free Repair or Replacements	116	10,216	1.1%	0.9%	1.0%	0.8%
% of FP17s Relating to Continuations	36	10,216	0.4%	1.3%	1.4%	1.2%
% of Patients satisfied with the dentistry they have received	10	12	83.3%	92.4%	93.1%	92.8%
% of Patients satisfied with the time they had to wait for an appointment	7	12	58.3%	87.6%	89.5%	88.7%

* This is based on patients treated on this contract for their most recent course of treatment. Figures in italics indicate the base number of FP17s or Patient Questionnaire responses are less than 100. N/A is shown where the base number of responses is less than 10 during the period. % is calculated as Quantity/Base number*100

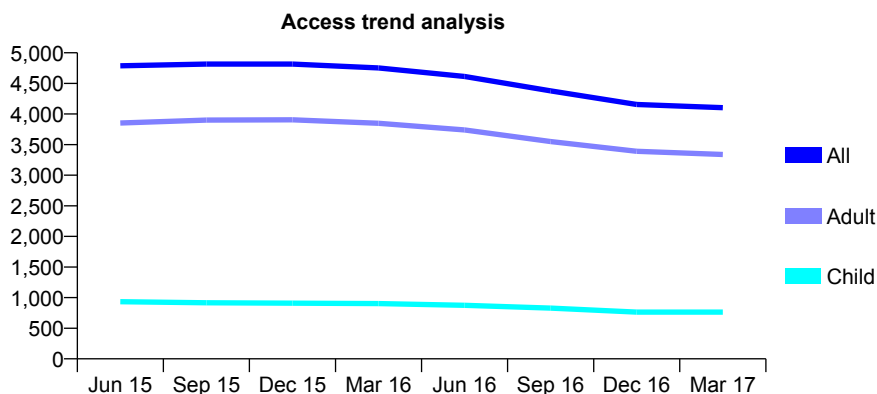
Q52 - Vital Signs At a Glance Contract Report for 121487/0001 - March 2017

Name or company name	Dr Issa & Partners
Contract type name	GDS Contract
Purpose of contract	General
Contract start date	01/11/2013
Contract end date	

16/17 Contracted general activity (UDA)	15,000
Carry forward general activity (UDA)	0
16/17 Contracted orthodontic activity (UOA)	0
Carry forward orthodontic activity (UOA)	0
Baseline contract value	£372,945.60

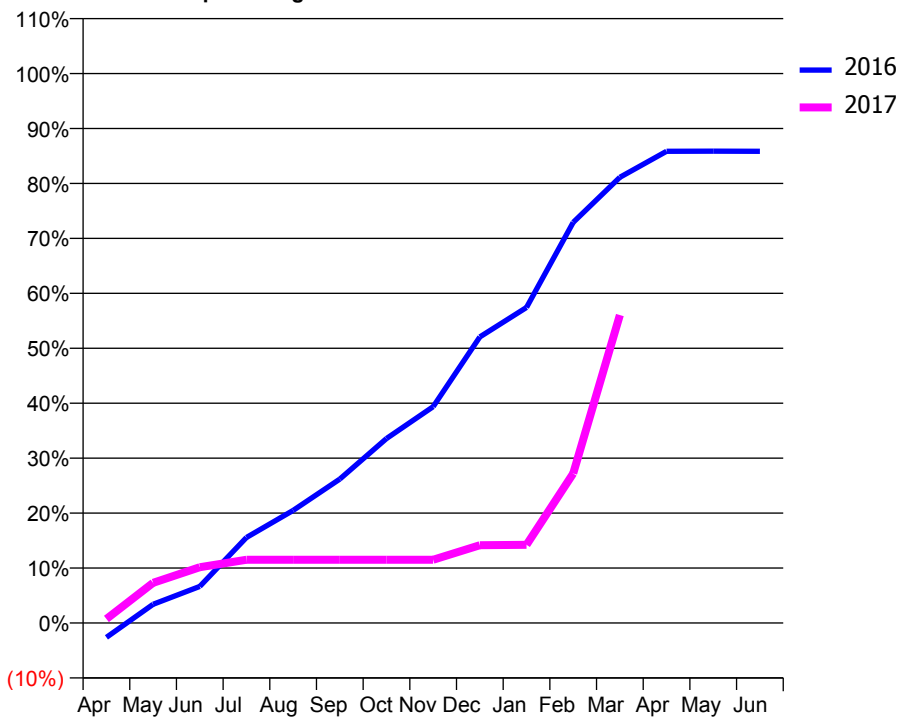
ACCESS*

Patients seen in 24 months	Total	Change since previous quarter
Quarter ending March 2016	4,753	
Quarter ending June 2016	4,614	↓
Quarter ending September 2016	4,379	↓
Quarter ending December 2016	4,156	↓
Quarter ending March 2017	4,103	↓
Variance since March 2016	(13.7%)	↓



ACTIVITY

Cumulative percentage of contracted UDA delivered 2016 & 2017



Adjusted Scheduled Activity (UDA)

Month	2016	2017
April	-396	113
May	511	1,099
June	998	1,522
July	2,337	1,728
August	3,073	1,728
September	3,930	1,728
October	5,037	1,728
November	5,905	1,728
December	7,811	2,124
January	8,612	2,135
February	10,935	4,082
March	12,167	8,407
April	12,877	
May	12,879	
June	12,878	

QUALITY

	Quantity	Base Number	Contract	AT	Region	England
% of FP17s for the same patient ID Re-attending within 3 months - Children	53	876	6.1%	11.4%	13.3%	12.3%
% of FP17s for the same patient ID Re-attending within 3 months - Adults	437	3,596	12.2%	15.5%	17.3%	16.7%
% of FP17s for the same patient ID Re-attending between 3 & 9 months - Children	304	876	34.7%	59.5%	58.9%	57.6%
% of FP17s for the same patient ID Re-attending between 3 & 9 months - Adults	1,382	3,596	38.4%	54.0%	52.2%	50.1%
% of FP17s for Band 1 Urgent Courses	425	4,196	10.1%	8.8%	9.2%	9.1%
% of FP17s Relating to Free Repair or Replacements	68	4,196	1.6%	0.9%	1.0%	0.8%
% of FP17s Relating to Continuations	22	4,196	0.5%	1.3%	1.4%	1.2%
% of Patients satisfied with the dentistry they have received	2	2	N/A	92.4%	93.1%	92.8%
% of Patients satisfied with the time they had to wait for an appointment	2	2	N/A	87.6%	89.5%	88.7%

* This is based on patients treated on this contract for their most recent course of treatment. Figures in italics indicate the base number of FP17s or Patient Questionnaire responses are less than 100. N/A is shown where the base number of responses is less than 10 during the period. % is calculated as Quantity/Base number*100

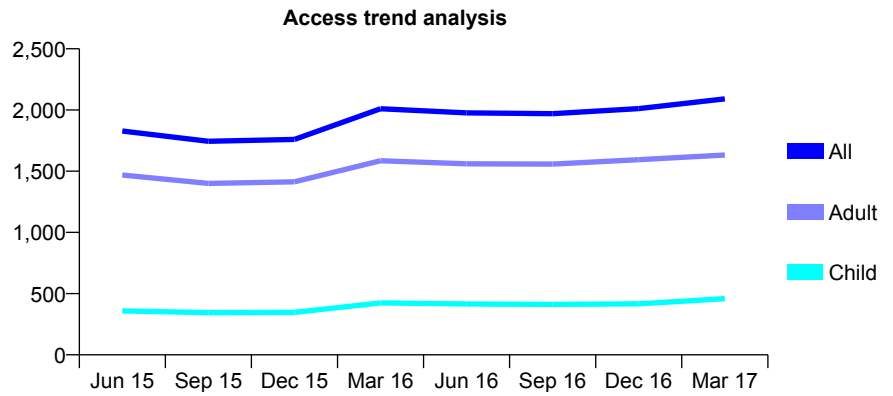
Q52 - Vital Signs At a Glance Contract Report for 122432/0001 - March 2017

Name or company name	Ponte Healthcare Ltd
Contract type name	GDS Contract
Purpose of contract	General
Contract start date	09/02/2012
Contract end date	

16/17 Contracted general activity (UDA)	7,559
Carry forward general activity (UDA)	-2
16/17 Contracted orthodontic activity (UOA)	0
Carry forward orthodontic activity (UOA)	0
Baseline contract value	£183,442.22

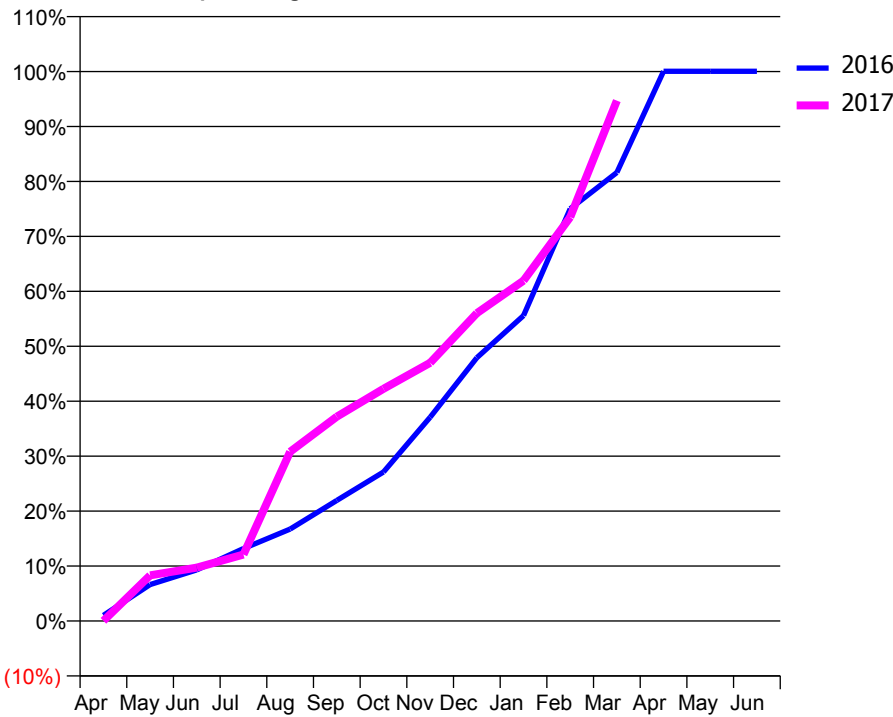
ACCESS*

Patients seen in 24 months	Total	Change since previous quarter
Quarter ending March 2016	2,010	
Quarter ending June 2016	1,977	↓
Quarter ending September 2016	1,970	→
Quarter ending December 2016	2,011	↑
Quarter ending March 2017	2,091	↑
Variance since March 2016	4.0%	↑



ACTIVITY

Cumulative percentage of contracted UDA delivered 2016 & 2017



Month	2016	2017
April	77	2
May	502	629
June	703	734
July	997	915
August	1,264	2,329
September	1,660	2,812
October	2,049	3,195
November	2,803	3,551
December	3,622	4,234
January	4,202	4,683
February	5,671	5,555
March	6,170	7,158
April	7,561	
May	7,561	
June	7,561	

QUALITY

	Quantity	Base Number	Contract	AT	Region	England
% of FP17s for the same patient ID Re-attending within 3 months - Children	73	728	10.0%	11.4%	13.3%	12.3%
% of FP17s for the same patient ID Re-attending within 3 months - Adults	308	2,249	13.7%	15.5%	17.3%	16.7%
% of FP17s for the same patient ID Re-attending between 3 & 9 months - Children	386	728	53.0%	59.5%	58.9%	57.6%
% of FP17s for the same patient ID Re-attending between 3 & 9 months - Adults	1,132	2,249	50.3%	54.0%	52.2%	50.1%
% of FP17s for Band 1 Urgent Courses	144	2,511	5.7%	8.8%	9.2%	9.1%
% of FP17s Relating to Free Repair or Replacements	20	2,511	0.8%	0.9%	1.0%	0.8%
% of FP17s Relating to Continuations	14	2,511	0.6%	1.3%	1.4%	1.2%
% of Patients satisfied with the dentistry they have received	4	5	N/A	92.4%	93.1%	92.8%
% of Patients satisfied with the time they had to wait for an appointment	3	5	N/A	87.6%	89.5%	88.7%

* This is based on patients treated on this contract for their most recent course of treatment. Figures in italics indicate the base number of FP17s or Patient Questionnaire responses are less than 100. N/A is shown where the base number of responses is less than 10 during the period. % is calculated as Quantity/Base number*100

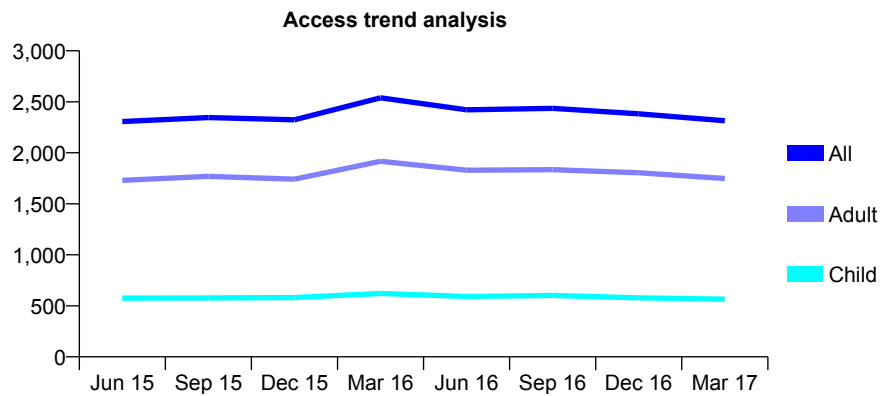
Q52 - Vital Signs At a Glance Contract Report for 122742/0001 - March 2017

Name or company name	Indigo Dental Ltd
Contract type name	GDS Contract
Purpose of contract	General
Contract start date	01/10/2013
Contract end date	

16/17 Contracted general activity (UDA)	10,020
Carry forward general activity (UDA)	115
16/17 Contracted orthodontic activity (UOA)	0
Carry forward orthodontic activity (UOA)	0
Baseline contract value	£260,653.82

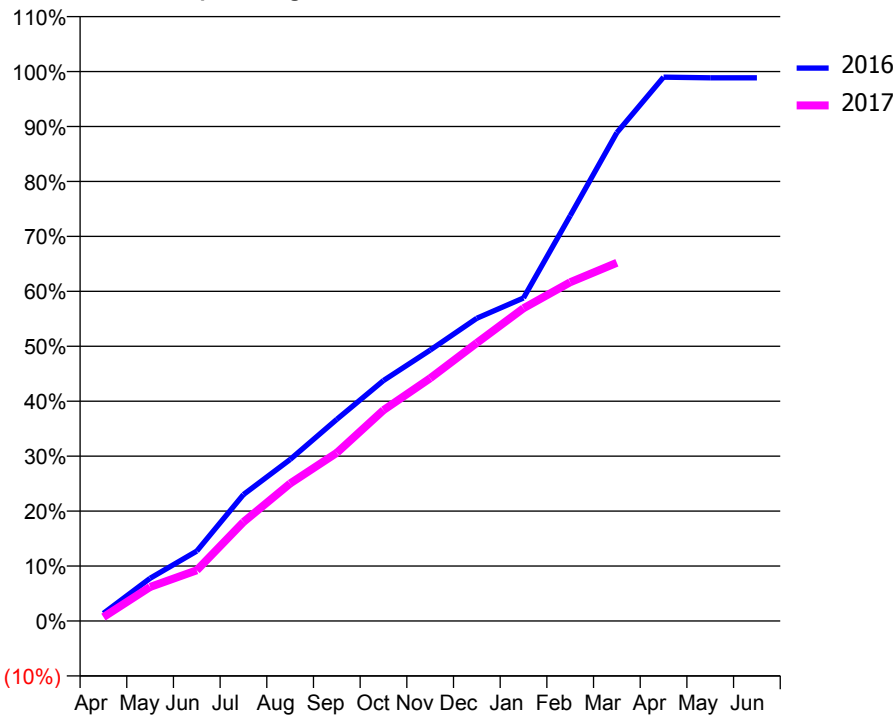
ACCESS*

Patients seen in 24 months	Total	Change since previous quarter
Quarter ending March 2016	2,539	
Quarter ending June 2016	2,422	↓
Quarter ending September 2016	2,436	→
Quarter ending December 2016	2,383	↓
Quarter ending March 2017	2,315	↓
Variance since March 2016	(8.8%)	↓



ACTIVITY

Cumulative percentage of contracted UDA delivered 2016 & 2017



Month	Adjusted Scheduled Activity (UDA)	
	2016	2017
April	139	71
May	779	622
June	1,276	926
July	2,306	1,806
August	2,947	2,507
September	3,679	3,067
October	4,385	3,845
November	4,939	4,426
December	5,520	5,072
January	5,891	5,703
February	7,390	6,177
March	8,906	6,533
April	9,916	
May	9,905	
June	9,905	

QUALITY

	Quantity	Base Number	Contract	AT	Region	England
% of FP17s for the same patient ID Re-attending within 3 months - Children	39	719	5.4%	11.4%	13.3%	12.3%
% of FP17s for the same patient ID Re-attending within 3 months - Adults	244	2,154	11.3%	15.5%	17.3%	16.7%
% of FP17s for the same patient ID Re-attending between 3 & 9 months - Children	452	719	62.9%	59.5%	58.9%	57.6%
% of FP17s for the same patient ID Re-attending between 3 & 9 months - Adults	1,294	2,154	60.1%	54.0%	52.2%	50.1%
% of FP17s for Band 1 Urgent Courses	113	2,600	4.3%	8.8%	9.2%	9.1%
% of FP17s Relating to Free Repair or Replacements	37	2,600	1.4%	0.9%	1.0%	0.8%
% of FP17s Relating to Continuations	12	2,600	0.5%	1.3%	1.4%	1.2%
% of Patients satisfied with the dentistry they have received	3	4	N/A	92.4%	93.1%	92.8%
% of Patients satisfied with the time they had to wait for an appointment	3	4	N/A	87.6%	89.5%	88.7%

* This is based on patients treated on this contract for their most recent course of treatment. Figures in italics indicate the base number of FP17s or Patient Questionnaire responses are less than 100. N/A is shown where the base number of responses is less than 10 during the period. % is calculated as Quantity/Base number*100

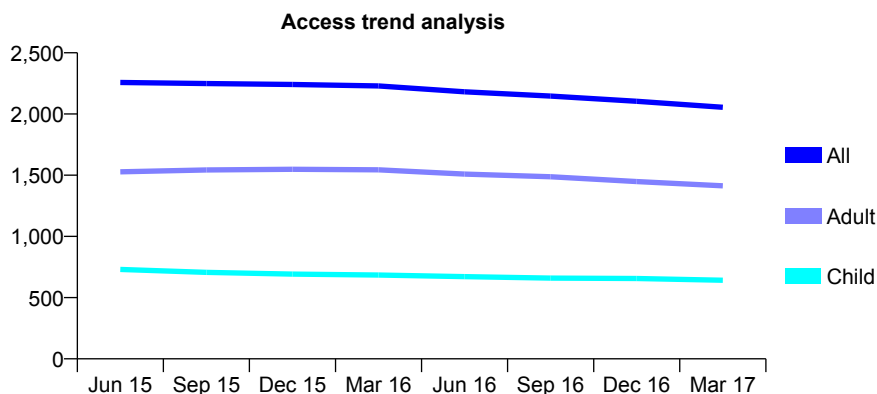
Q52 - Vital Signs At a Glance Contract Report for 123811/0001 - March 2017

Name or company name	Carnegie Dental Clinic Ltd
Contract type name	GDS Contract
Purpose of contract	General
Contract start date	02/07/2007
Contract end date	

16/17 Contracted general activity (UDA)	8,152
Carry forward general activity (UDA)	-141
16/17 Contracted orthodontic activity (UOA)	0
Carry forward orthodontic activity (UOA)	0
Baseline contract value	£216,719.85

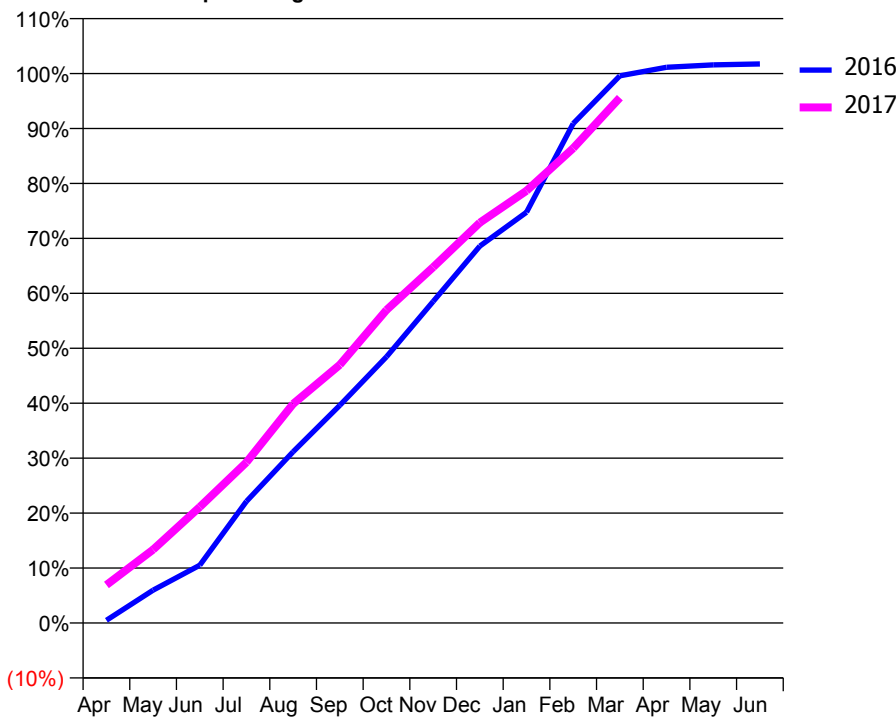
ACCESS*

Patients seen in 24 months	Total	Change since previous quarter
Quarter ending March 2016	2,229	
Quarter ending June 2016	2,181	↓
Quarter ending September 2016	2,147	↓
Quarter ending December 2016	2,104	↓
Quarter ending March 2017	2,055	↓
Variance since March 2016	(7.8%)	↓



ACTIVITY

Cumulative percentage of contracted UDA delivered 2016 & 2017



Adjusted Scheduled Activity (UDA)

Month	2016	2017
April	40	564
May	489	1,089
June	857	1,723
July	1,806	2,385
August	2,542	3,252
September	3,229	3,831
October	3,949	4,643
November	4,771	5,279
December	5,591	5,940
January	6,095	6,413
February	7,410	7,044
March	8,117	7,793
April	8,244	
May	8,280	
June	8,293	

QUALITY

	Quantity	Base Number	Contract	AT	Region	England
% of FP17s for the same patient ID Re-attending within 3 months - Children	134	1,246	10.8%	11.4%	13.3%	12.3%
% of FP17s for the same patient ID Re-attending within 3 months - Adults	352	2,210	15.9%	15.5%	17.3%	16.7%
% of FP17s for the same patient ID Re-attending between 3 & 9 months - Children	879	1,246	70.5%	59.5%	58.9%	57.6%
% of FP17s for the same patient ID Re-attending between 3 & 9 months - Adults	1,464	2,210	66.2%	54.0%	52.2%	50.1%
% of FP17s for Band 1 Urgent Courses	249	3,350	7.4%	8.8%	9.2%	9.1%
% of FP17s Relating to Free Repair or Replacements	30	3,350	0.9%	0.9%	1.0%	0.8%
% of FP17s Relating to Continuations	16	3,350	0.5%	1.3%	1.4%	1.2%
% of Patients satisfied with the dentistry they have received	9	9	N/A	92.4%	93.1%	92.8%
% of Patients satisfied with the time they had to wait for an appointment	6	9	N/A	87.6%	89.5%	88.7%

* This is based on patients treated on this contract for their most recent course of treatment. Figures in italics indicate the base number of FP17s or Patient Questionnaire responses are less than 100. N/A is shown where the base number of responses is less than 10 during the period. % is calculated as Quantity/Base number*100

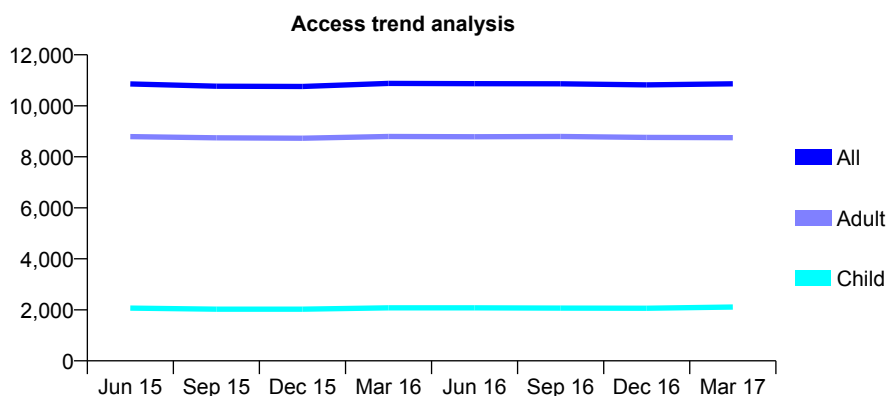
Q52 - Vital Signs At a Glance Contract Report for 125237/0001 - March 2017

Name or company name	Horbury Dental Care Limited
Contract type name	GDS Contract
Purpose of contract	General
Contract start date	01/04/2011
Contract end date	

16/17 Contracted general activity (UDA)	30,037
Carry forward general activity (UDA)	-148
16/17 Contracted orthodontic activity (UOA)	0
Carry forward orthodontic activity (UOA)	0
Baseline contract value	£1,128,886.29

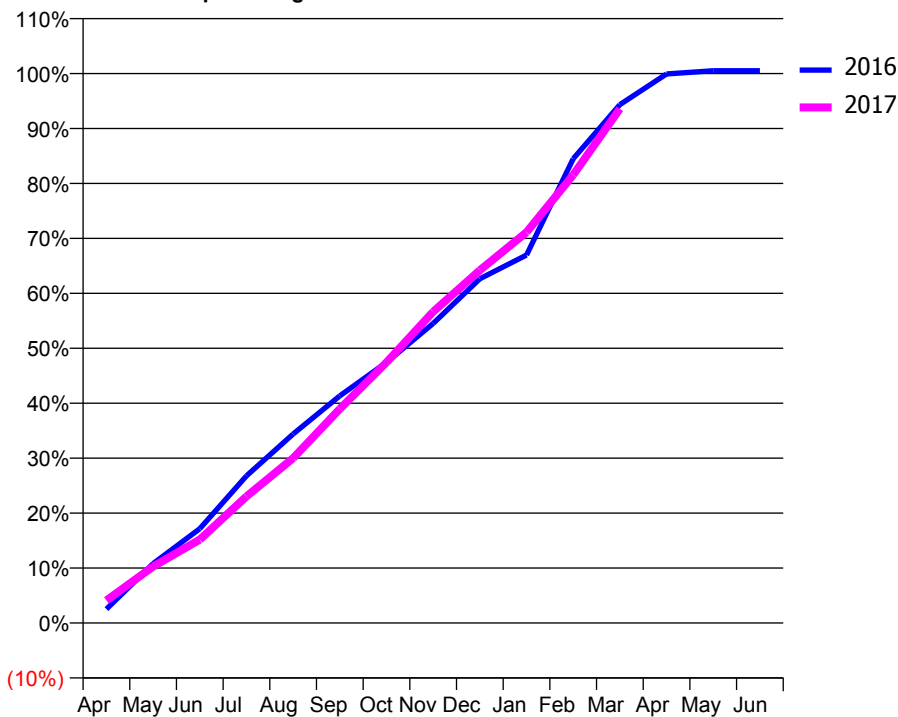
ACCESS*

Patients seen in 24 months	Total	Change since previous quarter
Quarter ending March 2016	10,876	
Quarter ending June 2016	10,866	→
Quarter ending September 2016	10,865	→
Quarter ending December 2016	10,823	→
Quarter ending March 2017	10,862	→
Variance since March 2016	(0.1%)	→



ACTIVITY

Cumulative percentage of contracted UDA delivered 2016 & 2017



Month	Adjusted Scheduled Activity (UDA)	
	2016	2017
April	759	1,235
May	3,250	3,086
June	5,157	4,560
July	8,044	6,924
August	10,335	9,011
September	12,415	11,700
October	14,250	14,249
November	16,374	17,013
December	18,817	19,280
January	20,115	21,363
February	25,379	24,495
March	28,334	28,113
April	30,012	
May	30,185	
June	30,185	

QUALITY

	Quantity	Base Number	Contract	AT	Region	England
% of FP17s for the same patient ID Re-attending within 3 months - Children	262	3,409	7.7%	11.4%	13.3%	12.3%
% of FP17s for the same patient ID Re-attending within 3 months - Adults	1,571	12,190	12.9%	15.5%	17.3%	16.7%
% of FP17s for the same patient ID Re-attending between 3 & 9 months - Children	2,248	3,409	65.9%	59.5%	58.9%	57.6%
% of FP17s for the same patient ID Re-attending between 3 & 9 months - Adults	6,193	12,190	50.8%	54.0%	52.2%	50.1%
% of FP17s for Band 1 Urgent Courses	776	14,067	5.5%	8.8%	9.2%	9.1%
% of FP17s Relating to Free Repair or Replacements	157	14,067	1.1%	0.9%	1.0%	0.8%
% of FP17s Relating to Continuations	353	14,067	2.5%	1.3%	1.4%	1.2%
% of Patients satisfied with the dentistry they have received	16	18	88.9%	92.4%	93.1%	92.8%
% of Patients satisfied with the time they had to wait for an appointment	16	18	88.9%	87.6%	89.5%	88.7%

* This is based on patients treated on this contract for their most recent course of treatment. Figures in italics indicate the base number of FP17s or Patient Questionnaire responses are less than 100. N/A is shown where the base number of responses is less than 10 during the period. % is calculated as Quantity/Base number*100

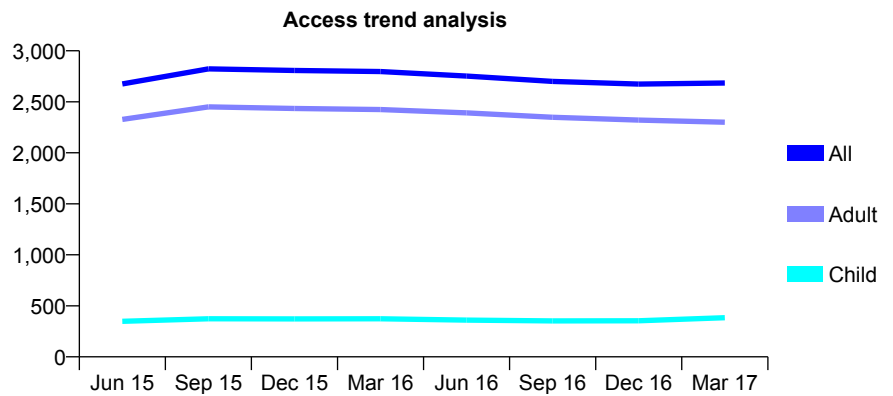
Q52 - Vital Signs At a Glance Contract Report for 128031/0001 - March 2017

Name or company name	JIGL Ltd
Contract type name	GDS Contract
Purpose of contract	General
Contract start date	01/01/2011
Contract end date	

16/17 Contracted general activity (UDA)	8,000
Carry forward general activity (UDA)	73
16/17 Contracted orthodontic activity (UOA)	0
Carry forward orthodontic activity (UOA)	0
Baseline contract value	£254,388.69

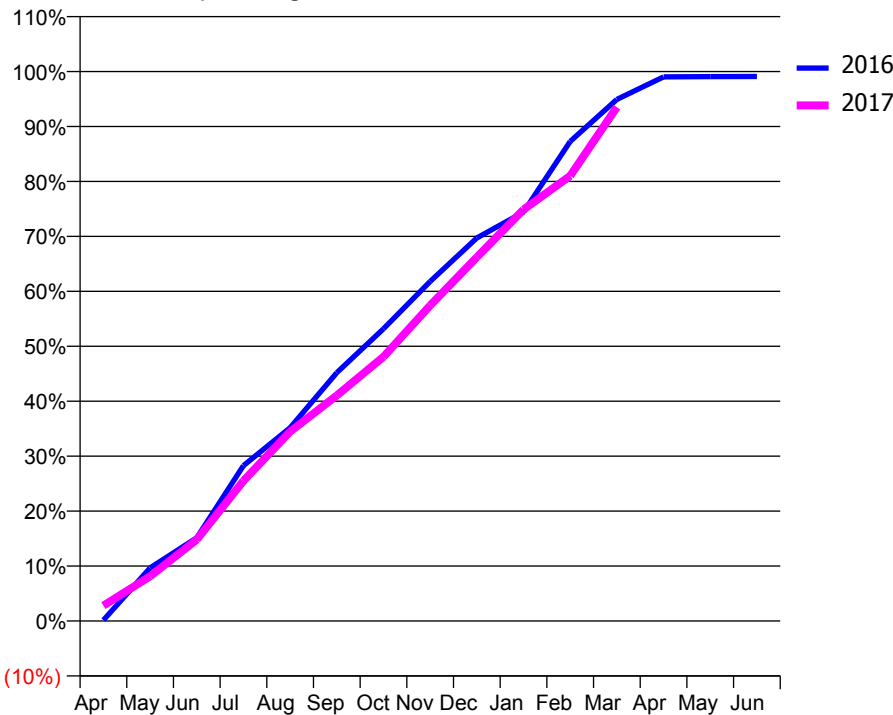
ACCESS*

Patients seen in 24 months	Total	Change since previous quarter
Quarter ending March 2016	2,797	
Quarter ending June 2016	2,752	↓
Quarter ending September 2016	2,700	↓
Quarter ending December 2016	2,674	→
Quarter ending March 2017	2,684	→
Variance since March 2016	(4.0%)	↓



ACTIVITY

Cumulative percentage of contracted UDA delivered 2016 & 2017



Month	Adjusted Scheduled Activity (UDA)	
	2016	2017
April	12	225
May	774	651
June	1,212	1,184
July	2,263	2,040
August	2,814	2,757
September	3,615	3,283
October	4,254	3,846
November	4,944	4,594
December	5,577	5,297
January	5,952	5,990
February	6,981	6,481
March	7,594	7,481
April	7,922	
May	7,925	
June	7,927	

QUALITY

	Quantity	Base Number	Contract	AT	Region	England
% of FP17s for the same patient ID Re-attending within 3 months - Children	15	540	2.8%	11.4%	13.3%	12.3%
% of FP17s for the same patient ID Re-attending within 3 months - Adults	281	3,303	8.5%	15.5%	17.3%	16.7%
% of FP17s for the same patient ID Re-attending between 3 & 9 months - Children	347	540	64.3%	59.5%	58.9%	57.6%
% of FP17s for the same patient ID Re-attending between 3 & 9 months - Adults	2,253	3,303	68.2%	54.0%	52.2%	50.1%
% of FP17s for Band 1 Urgent Courses	298	3,640	8.2%	8.8%	9.2%	9.1%
% of FP17s Relating to Free Repair or Replacements	31	3,640	0.9%	0.9%	1.0%	0.8%
% of FP17s Relating to Continuations	25	3,640	0.7%	1.3%	1.4%	1.2%
% of Patients satisfied with the dentistry they have received	6	6	N/A	92.4%	93.1%	92.8%
% of Patients satisfied with the time they had to wait for an appointment	6	6	N/A	87.6%	89.5%	88.7%

* This is based on patients treated on this contract for their most recent course of treatment. Figures in italics indicate the base number of FP17s or Patient Questionnaire responses are less than 100. N/A is shown where the base number of responses is less than 10 during the period. % is calculated as Quantity/Base number*100

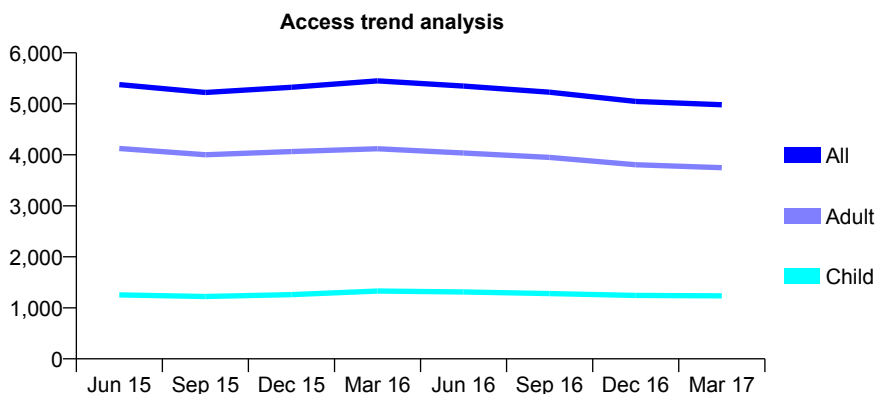
Q52 - Vital Signs At a Glance Contract Report for 128260/0001 - March 2017

Name or company name	Elland Practice Ltd
Contract type name	GDS Contract
Purpose of contract	General
Contract start date	01/08/2008
Contract end date	

16/17 Contracted general activity (UDA)	16,466
Carry forward general activity (UDA)	0
16/17 Contracted orthodontic activity (UOA)	0
Carry forward orthodontic activity (UOA)	0
Baseline contract value	£460,964.37

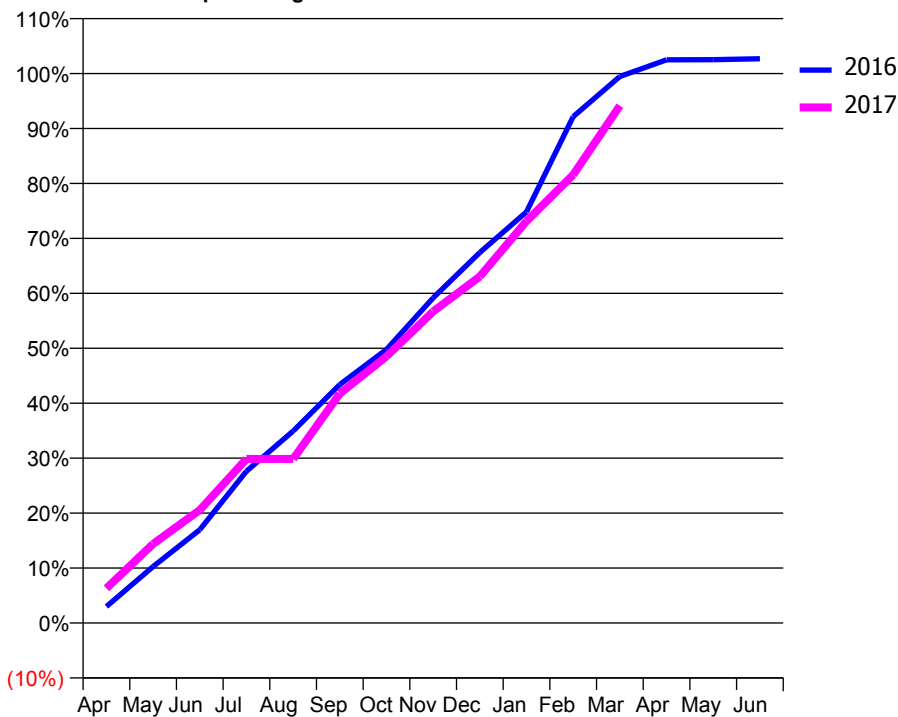
ACCESS*

Patients seen in 24 months	Total	Change since previous quarter
Quarter ending March 2016	5,450	
Quarter ending June 2016	5,347	↓
Quarter ending September 2016	5,227	↓
Quarter ending December 2016	5,048	↓
Quarter ending March 2017	4,981	↓
Variance since March 2016	(8.6%)	↓



ACTIVITY

Cumulative percentage of contracted UDA delivered 2016 & 2017



Month	Adjusted Scheduled Activity (UDA)	
	2016	2017
April	492	1,043
May	1,692	2,370
June	2,796	3,388
July	4,549	4,916
August	5,751	4,916
September	7,145	6,873
October	8,199	7,988
November	9,744	9,334
December	11,101	10,382
January	12,322	12,042
February	15,174	13,433
March	16,379	15,500
April	16,876	
May	16,879	
June	16,907	

QUALITY

	Quantity	Base Number	Contract	AT	Region	England
% of FP17s for the same patient ID Re-attending within 3 months - Children	163	1,935	8.4%	11.4%	13.3%	12.3%
% of FP17s for the same patient ID Re-attending within 3 months - Adults	787	5,886	13.4%	15.5%	17.3%	16.7%
% of FP17s for the same patient ID Re-attending between 3 & 9 months - Children	1,272	1,935	65.7%	59.5%	58.9%	57.6%
% of FP17s for the same patient ID Re-attending between 3 & 9 months - Adults	3,927	5,886	66.7%	54.0%	52.2%	50.1%
% of FP17s for Band 1 Urgent Courses	330	7,540	4.4%	8.8%	9.2%	9.1%
% of FP17s Relating to Free Repair or Replacements	40	7,540	0.5%	0.9%	1.0%	0.8%
% of FP17s Relating to Continuations	42	7,540	0.6%	1.3%	1.4%	1.2%
% of Patients satisfied with the dentistry they have received	10	10	100.0%	92.4%	93.1%	92.8%
% of Patients satisfied with the time they had to wait for an appointment	9	10	90.0%	87.6%	89.5%	88.7%

* This is based on patients treated on this contract for their most recent course of treatment. Figures in italics indicate the base number of FP17s or Patient Questionnaire responses are less than 100. N/A is shown where the base number of responses is less than 10 during the period. % is calculated as Quantity/Base number*100

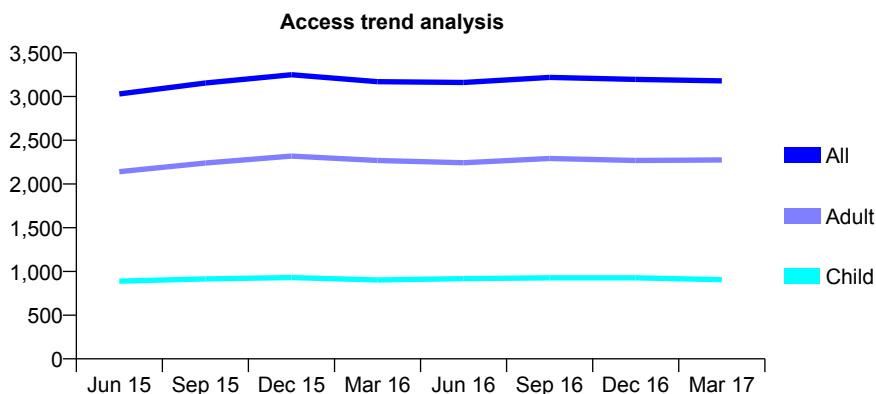
Q52 - Vital Signs At a Glance Contract Report for 129542/0001 - March 2017

Name or company name	Dental Care Centre Ltd
Contract type name	PDS Contract
Purpose of contract	General
Contract start date	01/07/2007
Contract end date	30/06/2017

16/17 Contracted general activity (UDA)	10,071
Carry forward general activity (UDA)	-187
16/17 Contracted orthodontic activity (UOA)	0
Carry forward orthodontic activity (UOA)	0
Baseline contract value	£372,832.59

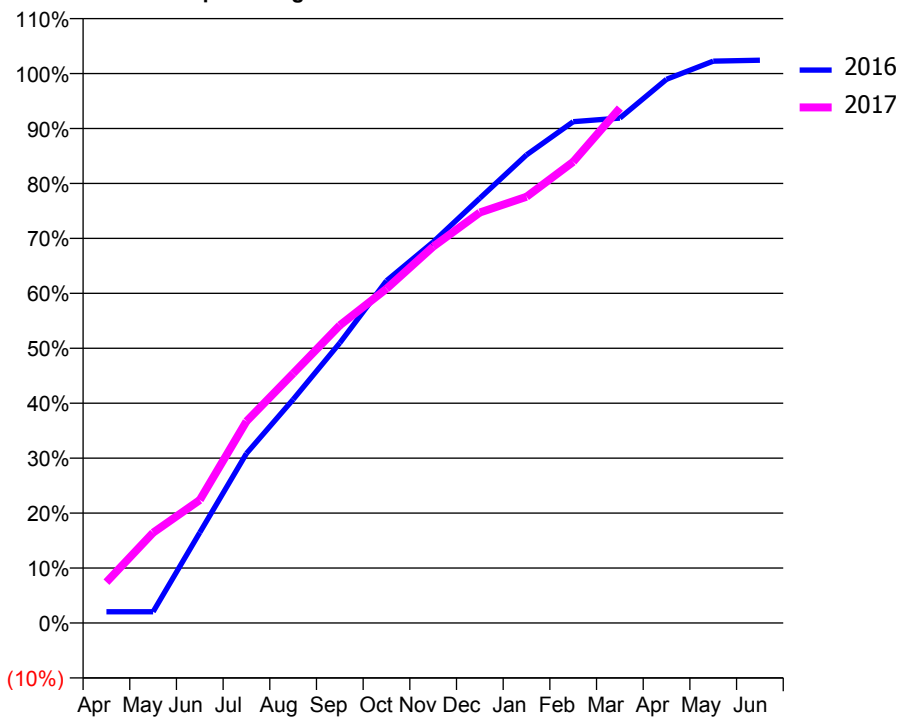
ACCESS*

Patients seen in 24 months	Total	Change since previous quarter
Quarter ending March 2016	3,170	
Quarter ending June 2016	3,160	→
Quarter ending September 2016	3,218	→
Quarter ending December 2016	3,196	→
Quarter ending March 2017	3,179	→
Variance since March 2016	0.3%	→



ACTIVITY

Cumulative percentage of contracted UDA delivered 2016 & 2017



Month	Adjusted Scheduled Activity (UDA)	
	2016	2017
April	191	748
May	191	1,655
June	1,538	2,256
July	2,881	3,697
August	3,801	4,574
September	4,760	5,457
October	5,818	6,127
November	6,477	6,897
December	7,220	7,523
January	7,957	7,811
February	8,521	8,453
March	8,583	9,436
April	9,242	
May	9,551	
June	9,566	

QUALITY

	Quantity	Base Number	Contract	AT	Region	England
% of FP17s for the same patient ID Re-attending within 3 months - Children	184	1,810	10.2%	11.4%	13.3%	12.3%
% of FP17s for the same patient ID Re-attending within 3 months - Adults	631	3,831	16.5%	15.5%	17.3%	16.7%
% of FP17s for the same patient ID Re-attending between 3 & 9 months - Children	1,240	1,810	68.5%	59.5%	58.9%	57.6%
% of FP17s for the same patient ID Re-attending between 3 & 9 months - Adults	2,198	3,831	57.4%	54.0%	52.2%	50.1%
% of FP17s for Band 1 Urgent Courses	582	5,048	11.5%	8.8%	9.2%	9.1%
% of FP17s Relating to Free Repair or Replacements	59	5,048	1.2%	0.9%	1.0%	0.8%
% of FP17s Relating to Continuations	52	5,048	1.0%	1.3%	1.4%	1.2%
% of Patients satisfied with the dentistry they have received	7	7	N/A	92.4%	93.1%	92.8%
% of Patients satisfied with the time they had to wait for an appointment	6	7	N/A	87.6%	89.5%	88.7%

* This is based on patients treated on this contract for their most recent course of treatment. Figures in italics indicate the base number of FP17s or Patient Questionnaire responses are less than 100. N/A is shown where the base number of responses is less than 10 during the period. % is calculated as Quantity/Base number*100

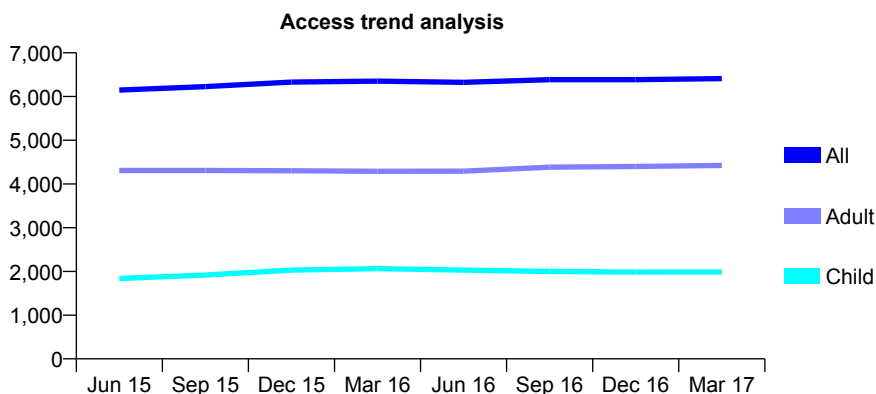
Q52 - Vital Signs At a Glance Contract Report for 129941/0001 - March 2017

Name or company name	Eclipse (Batley) Ltd
Contract type name	GDS Contract
Purpose of contract	General
Contract start date	06/04/2013
Contract end date	

16/17 Contracted general activity (UDA)	19,148
Carry forward general activity (UDA)	221
16/17 Contracted orthodontic activity (UOA)	0
Carry forward orthodontic activity (UOA)	0
Baseline contract value	£605,629.82

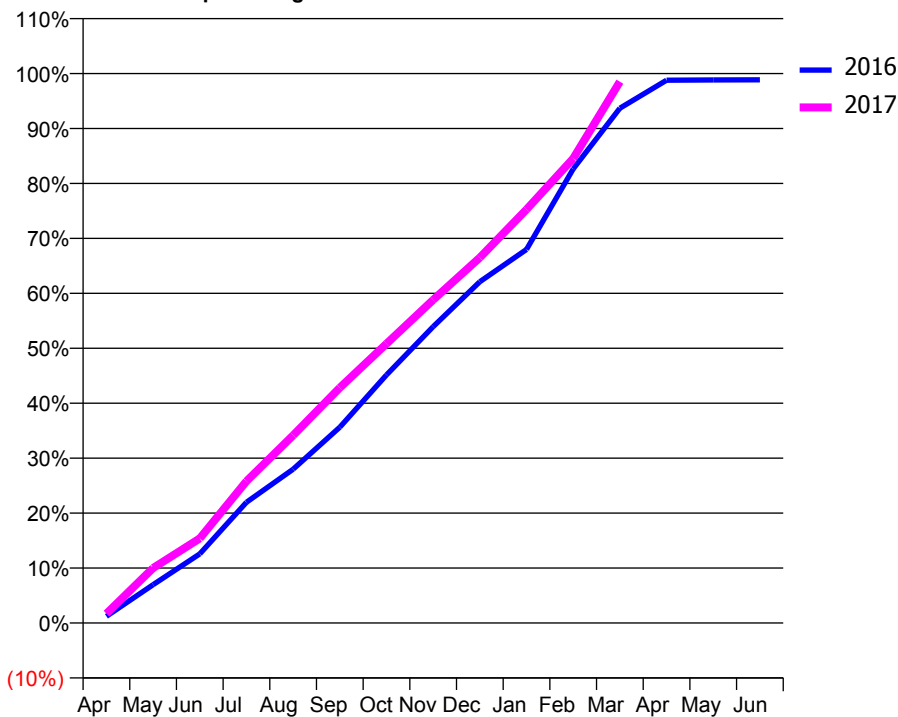
ACCESS*

Patients seen in 24 months	Total	Change since previous quarter
Quarter ending March 2016	6,353	
Quarter ending June 2016	6,324	→
Quarter ending September 2016	6,385	→
Quarter ending December 2016	6,385	→
Quarter ending March 2017	6,411	→
Variance since March 2016	0.9%	→



ACTIVITY

Cumulative percentage of contracted UDA delivered 2016 & 2017



Month	Adjusted Scheduled Activity (UDA)	
	2016	2017
April	236	329
May	1,335	1,916
June	2,409	2,947
July	4,210	4,943
August	5,358	6,539
September	6,822	8,198
October	8,645	9,732
November	10,328	11,262
December	11,892	12,735
January	13,016	14,414
February	15,822	16,189
March	17,940	18,862
April	18,914	
May	18,923	
June	18,927	

QUALITY

	Quantity	Base Number	Contract	AT	Region	England
% of FP17s for the same patient ID Re-attending within 3 months - Children	375	3,498	10.7%	11.4%	13.3%	12.3%
% of FP17s for the same patient ID Re-attending within 3 months - Adults	1,120	6,815	16.4%	15.5%	17.3%	16.7%
% of FP17s for the same patient ID Re-attending between 3 & 9 months - Children	2,342	3,498	67.0%	59.5%	58.9%	57.6%
% of FP17s for the same patient ID Re-attending between 3 & 9 months - Adults	4,204	6,815	61.7%	54.0%	52.2%	50.1%
% of FP17s for Band 1 Urgent Courses	551	9,067	6.1%	8.8%	9.2%	9.1%
% of FP17s Relating to Free Repair or Replacements	95	9,067	1.0%	0.9%	1.0%	0.8%
% of FP17s Relating to Continuations	66	9,067	0.7%	1.3%	1.4%	1.2%
% of Patients satisfied with the dentistry they have received	11	12	91.7%	92.4%	93.1%	92.8%
% of Patients satisfied with the time they had to wait for an appointment	12	12	100.0%	87.6%	89.5%	88.7%

* This is based on patients treated on this contract for their most recent course of treatment. Figures in italics indicate the base number of FP17s or Patient Questionnaire responses are less than 100. N/A is shown where the base number of responses is less than 10 during the period. % is calculated as Quantity/Base number*100

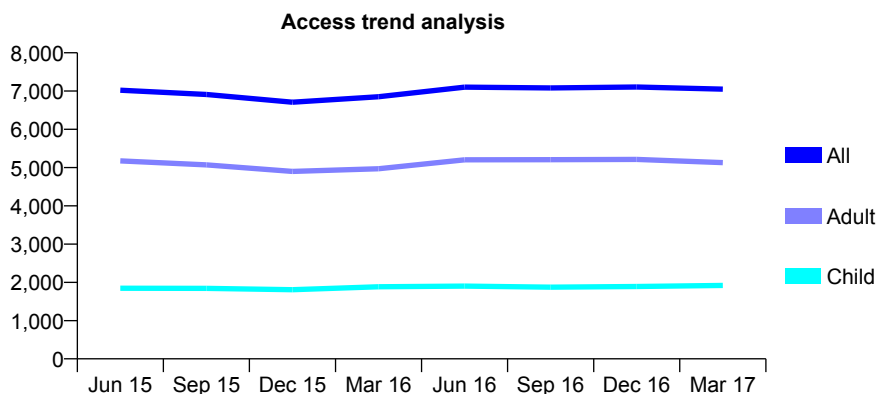
Q52 - Vital Signs At a Glance Contract Report for 131105/0001 - March 2017

Name or company name	Stable Court Dental Surgery Limited
Contract type name	GDS Contract
Purpose of contract	General
Contract start date	12/11/2012
Contract end date	

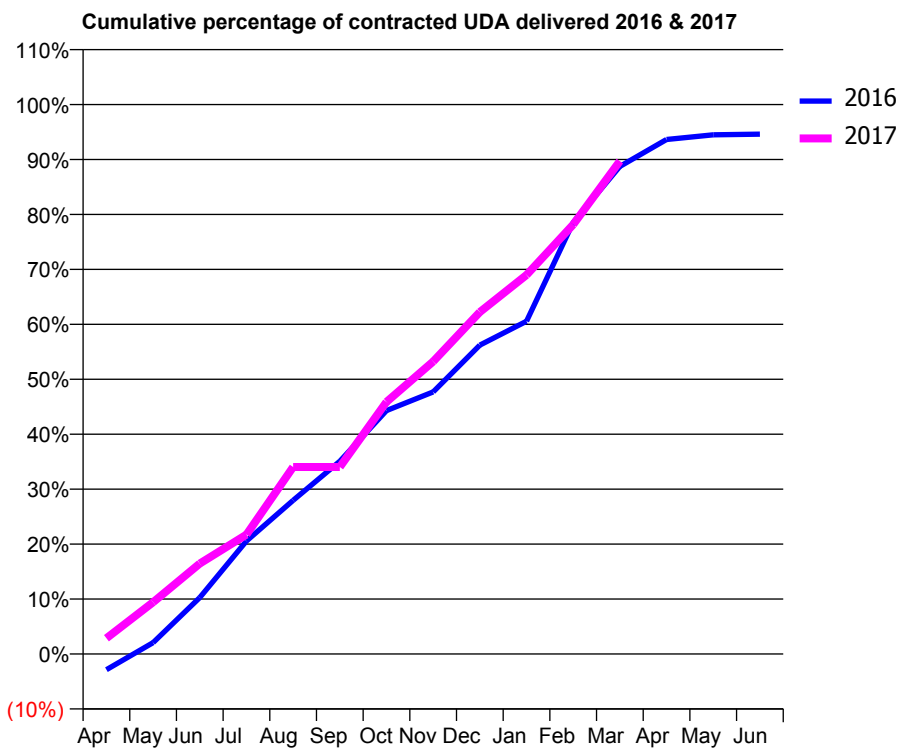
16/17 Contracted general activity (UDA)	18,488
Carry forward general activity (UDA)	0
16/17 Contracted orthodontic activity (UOA)	0
Carry forward orthodontic activity (UOA)	0
Baseline contract value	£638,347.63

ACCESS*

Patients seen in 24 months	Total	Change since previous quarter
Quarter ending March 2016	6,852	
Quarter ending June 2016	7,102	↑
Quarter ending September 2016	7,080	→
Quarter ending December 2016	7,105	→
Quarter ending March 2017	7,049	→
Variance since March 2016	2.9%	↑



ACTIVITY



Month	Adjusted Scheduled Activity (UDA)	
	2016	2017
April	-530	533
May	381	1,743
June	1,899	3,043
July	3,801	4,015
August	5,170	6,294
September	6,483	6,294
October	8,191	8,481
November	8,818	9,843
December	10,392	11,505
January	11,194	12,755
February	14,519	14,447
March	16,405	16,582
April	17,312	
May	17,467	
June	17,489	

QUALITY

	Quantity	Base Number	Contract	AT	Region	England
% of FP17s for the same patient ID Re-attending within 3 months - Children	303	3,112	9.7%	11.4%	13.3%	12.3%
% of FP17s for the same patient ID Re-attending within 3 months - Adults	1,341	7,673	17.5%	15.5%	17.3%	16.7%
% of FP17s for the same patient ID Re-attending between 3 & 9 months - Children	1,990	3,112	63.9%	59.5%	58.9%	57.6%
% of FP17s for the same patient ID Re-attending between 3 & 9 months - Adults	4,325	7,673	56.4%	54.0%	52.2%	50.1%
% of FP17s for Band 1 Urgent Courses	807	9,946	8.1%	8.8%	9.2%	9.1%
% of FP17s Relating to Free Repair or Replacements	67	9,946	0.7%	0.9%	1.0%	0.8%
% of FP17s Relating to Continuations	285	9,946	2.9%	1.3%	1.4%	1.2%
% of Patients satisfied with the dentistry they have received	8	9	N/A	92.4%	93.1%	92.8%
% of Patients satisfied with the time they had to wait for an appointment	7	9	N/A	87.6%	89.5%	88.7%

* This is based on patients treated on this contract for their most recent course of treatment. Figures in italics indicate the base number of FP17s or Patient Questionnaire responses are less than 100. N/A is shown where the base number of responses is less than 10 during the period. % is calculated as Quantity/Base number*100

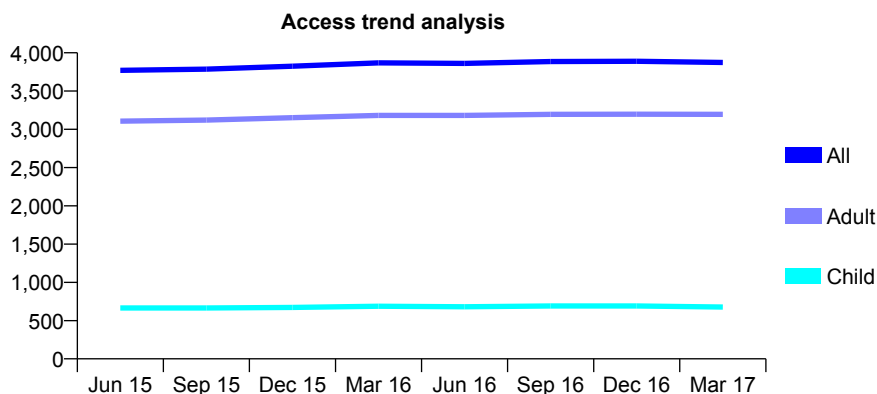
Q52 - Vital Signs At a Glance Contract Report for 131687/0001 - March 2017

Name or company name	Ellis Dental Practice Limited
Contract type name	GDS Contract
Purpose of contract	General
Contract start date	07/04/2010
Contract end date	

16/17 Contracted general activity (UDA)	12,327
Carry forward general activity (UDA)	-247
16/17 Contracted orthodontic activity (UOA)	0
Carry forward orthodontic activity (UOA)	0
Baseline contract value	£343,661.79

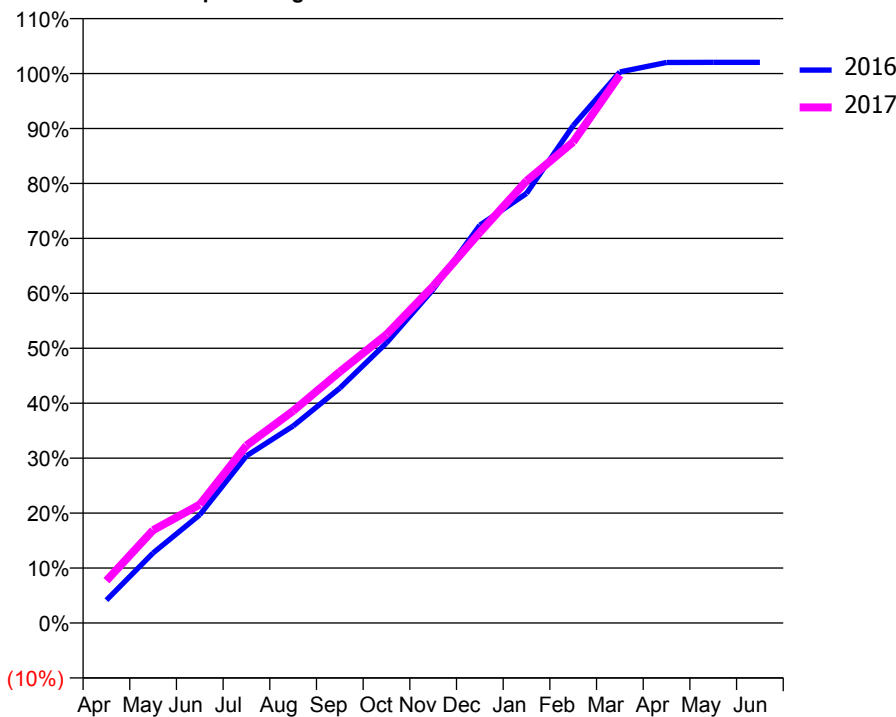
ACCESS*

Patients seen in 24 months	Total	Change since previous quarter
Quarter ending March 2016	3,868	
Quarter ending June 2016	3,862	→
Quarter ending September 2016	3,886	→
Quarter ending December 2016	3,889	→
Quarter ending March 2017	3,873	→
Variance since March 2016	0.1%	→



ACTIVITY

Cumulative percentage of contracted UDA delivered 2016 & 2017



Month	Adjusted Scheduled Activity (UDA)	
	2016	2017
April	514	950
May	1,572	2,084
June	2,428	2,657
July	3,750	3,982
August	4,421	4,757
September	5,271	5,639
October	6,284	6,472
November	7,482	7,556
December	8,926	8,762
January	9,637	9,919
February	11,159	10,792
March	12,363	12,293
April	12,575	
May	12,576	
June	12,576	

QUALITY

	Quantity	Base Number	Contract	AT	Region	England
% of FP17s for the same patient ID Re-attending within 3 months - Children	69	1,164	5.9%	11.4%	13.3%	12.3%
% of FP17s for the same patient ID Re-attending within 3 months - Adults	898	5,327	16.9%	15.5%	17.3%	16.7%
% of FP17s for the same patient ID Re-attending between 3 & 9 months - Children	808	1,164	69.4%	59.5%	58.9%	57.6%
% of FP17s for the same patient ID Re-attending between 3 & 9 months - Adults	2,830	5,327	53.1%	54.0%	52.2%	50.1%
% of FP17s for Band 1 Urgent Courses	616	6,350	9.7%	8.8%	9.2%	9.1%
% of FP17s Relating to Free Repair or Replacements	25	6,350	0.4%	0.9%	1.0%	0.8%
% of FP17s Relating to Continuations	104	6,350	1.6%	1.3%	1.4%	1.2%
% of Patients satisfied with the dentistry they have received	5	5	N/A	92.4%	93.1%	92.8%
% of Patients satisfied with the time they had to wait for an appointment	4	5	N/A	87.6%	89.5%	88.7%

* This is based on patients treated on this contract for their most recent course of treatment. Figures in italics indicate the base number of FP17s or Patient Questionnaire responses are less than 100. N/A is shown where the base number of responses is less than 10 during the period. % is calculated as Quantity/Base number*100

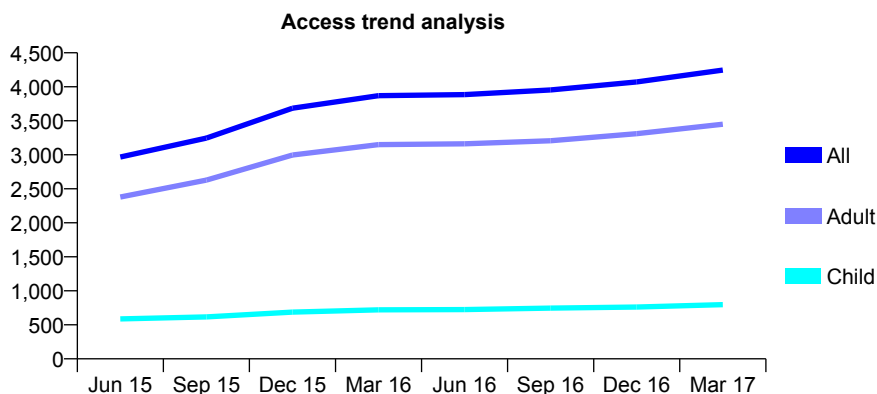
Q52 - Vital Signs At a Glance Contract Report for 132926/0001 - March 2017

Name or company name	The Leeds Dental Team Limited
Contract type name	GDS Contract
Purpose of contract	General
Contract start date	01/12/2007
Contract end date	

16/17 Contracted general activity (UDA)	11,617
Carry forward general activity (UDA)	-209
16/17 Contracted orthodontic activity (UOA)	0
Carry forward orthodontic activity (UOA)	0
Baseline contract value	£391,231.10

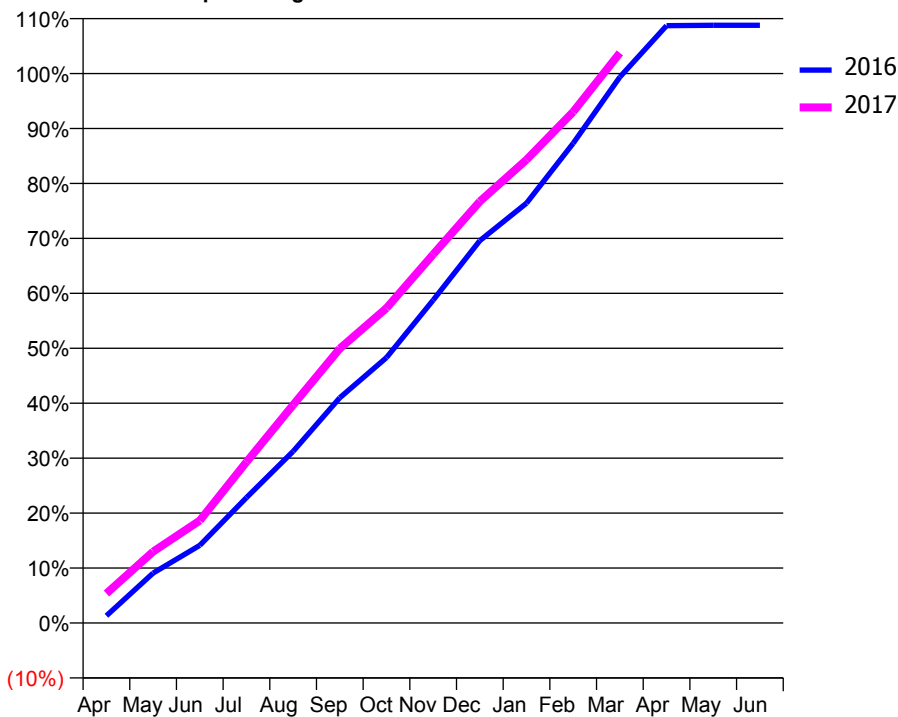
ACCESS*

Patients seen in 24 months	Total	Change since previous quarter
Quarter ending March 2016	3,870	
Quarter ending June 2016	3,885	→
Quarter ending September 2016	3,953	→
Quarter ending December 2016	4,072	↑
Quarter ending March 2017	4,247	↑
Variance since March 2016	9.7%	↑



ACTIVITY

Cumulative percentage of contracted UDA delivered 2016 & 2017



Month	Adjusted Scheduled Activity (UDA)	
	2016	2017
April	138	624
May	948	1,509
June	1,476	2,165
July	2,383	3,405
August	3,262	4,610
September	4,283	5,804
October	5,045	6,658
November	6,137	7,792
December	7,267	8,913
January	7,979	9,796
February	9,117	10,807
March	10,377	12,054
April	11,354	
May	11,361	
June	11,361	

QUALITY

	Quantity	Base Number	Contract	AT	Region	England
% of FP17s for the same patient ID Re-attending within 3 months - Children	128	1,310	9.8%	11.4%	13.3%	12.3%
% of FP17s for the same patient ID Re-attending within 3 months - Adults	1,238	5,315	23.3%	15.5%	17.3%	16.7%
% of FP17s for the same patient ID Re-attending between 3 & 9 months - Children	763	1,310	58.2%	59.5%	58.9%	57.6%
% of FP17s for the same patient ID Re-attending between 3 & 9 months - Adults	2,530	5,315	47.6%	54.0%	52.2%	50.1%
% of FP17s for Band 1 Urgent Courses	748	6,327	11.8%	8.8%	9.2%	9.1%
% of FP17s Relating to Free Repair or Replacements	88	6,327	1.4%	0.9%	1.0%	0.8%
% of FP17s Relating to Continuations	73	6,327	1.2%	1.3%	1.4%	1.2%
% of Patients satisfied with the dentistry they have received	7	7	N/A	92.4%	93.1%	92.8%
% of Patients satisfied with the time they had to wait for an appointment	6	7	N/A	87.6%	89.5%	88.7%

* This is based on patients treated on this contract for their most recent course of treatment. Figures in italics indicate the base number of FP17s or Patient Questionnaire responses are less than 100. N/A is shown where the base number of responses is less than 10 during the period. % is calculated as Quantity/Base number*100

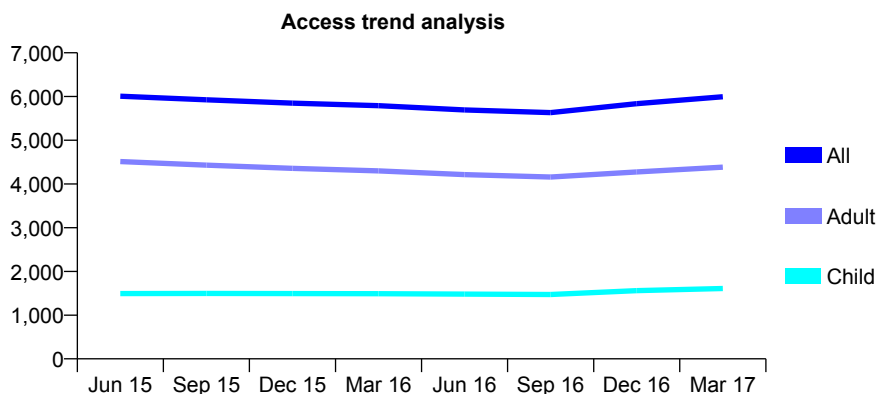
Q52 - Vital Signs At a Glance Contract Report for 133981/0001 - March 2017

Name or company name	Farsley Dental Practice Limited
Contract type name	GDS Contract
Purpose of contract	General
Contract start date	01/04/2008
Contract end date	

16/17 Contracted general activity (UDA)	17,651
Carry forward general activity (UDA)	142
16/17 Contracted orthodontic activity (UOA)	0
Carry forward orthodontic activity (UOA)	0
Baseline contract value	£532,169.55

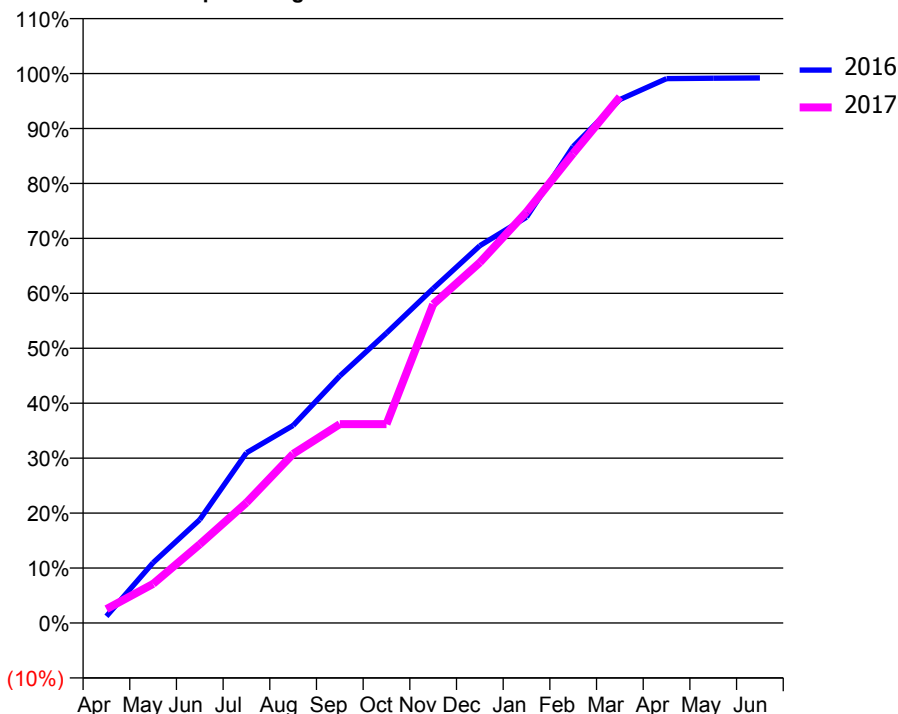
ACCESS*

Patients seen in 24 months	Total	Change since previous quarter
Quarter ending March 2016	5,790	
Quarter ending June 2016	5,694	↓
Quarter ending September 2016	5,632	↓
Quarter ending December 2016	5,835	↑
Quarter ending March 2017	5,994	↑
Variance since March 2016	3.5%	↑



ACTIVITY

Cumulative percentage of contracted UDA delivered 2016 & 2017



Month	Adjusted Scheduled Activity (UDA)	
	2016	2017
April	216	448
May	1,939	1,259
June	3,322	2,527
July	5,468	3,866
August	6,346	5,434
September	7,936	6,387
October	9,315	6,387
November	10,744	10,238
December	12,119	11,579
January	13,036	13,202
February	15,307	15,084
March	16,814	16,899
April	17,488	
May	17,499	
June	17,509	

QUALITY

	Quantity	Base Number	Contract	AT	Region	England
% of FP17s for the same patient ID Re-attending within 3 months - Children	199	2,526	7.9%	11.4%	13.3%	12.3%
% of FP17s for the same patient ID Re-attending within 3 months - Adults	966	6,777	14.3%	15.5%	17.3%	16.7%
% of FP17s for the same patient ID Re-attending between 3 & 9 months - Children	1,599	2,526	63.3%	59.5%	58.9%	57.6%
% of FP17s for the same patient ID Re-attending between 3 & 9 months - Adults	4,170	6,777	61.5%	54.0%	52.2%	50.1%
% of FP17s for Band 1 Urgent Courses	629	8,959	7.0%	8.8%	9.2%	9.1%
% of FP17s Relating to Free Repair or Replacements	38	8,959	0.4%	0.9%	1.0%	0.8%
% of FP17s Relating to Continuations	50	8,959	0.6%	1.3%	1.4%	1.2%
% of Patients satisfied with the dentistry they have received	11	11	100.0%	92.4%	93.1%	92.8%
% of Patients satisfied with the time they had to wait for an appointment	10	11	90.9%	87.6%	89.5%	88.7%

* This is based on patients treated on this contract for their most recent course of treatment. Figures in italics indicate the base number of FP17s or Patient Questionnaire responses are less than 100. N/A is shown where the base number of responses is less than 10 during the period. % is calculated as Quantity/Base number*100

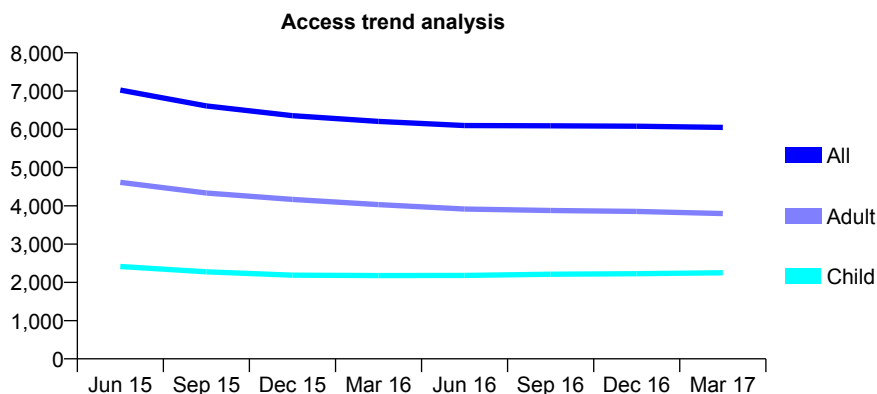
Q52 - Vital Signs At a Glance Contract Report for 135658/0001 - March 2017

Name or company name	Fartown Limited
Contract type name	GDS Contract
Purpose of contract	General
Contract start date	01/05/2013
Contract end date	

16/17 Contracted general activity (UDA)	21,000
Carry forward general activity (UDA)	315
16/17 Contracted orthodontic activity (UOA)	0
Carry forward orthodontic activity (UOA)	0
Baseline contract value	£581,669.45

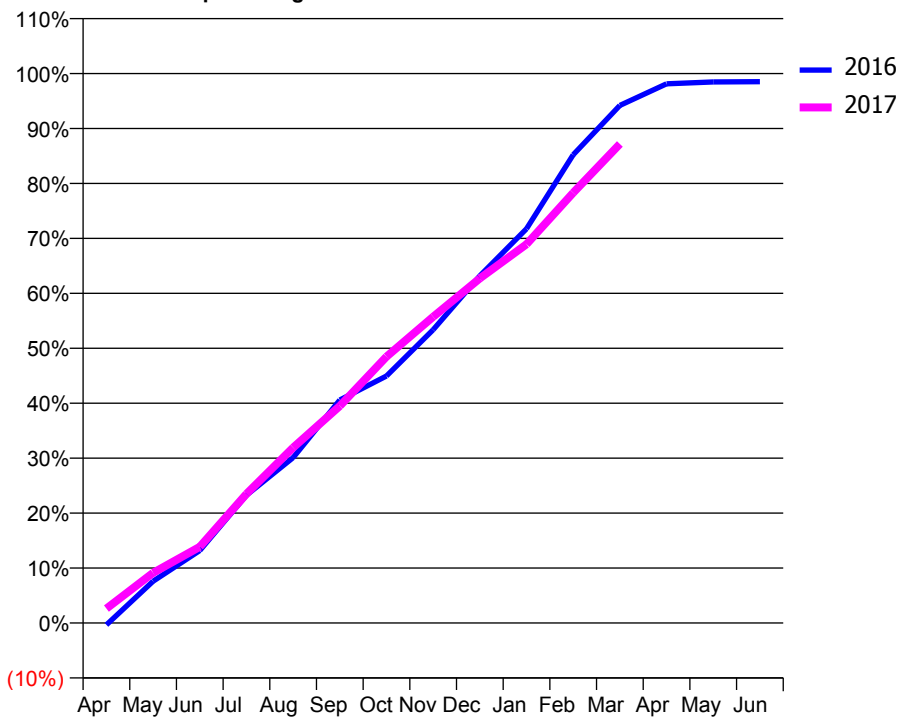
ACCESS*

Patients seen in 24 months	Total	Change since previous quarter
Quarter ending March 2016	6,207	
Quarter ending June 2016	6,097	↓
Quarter ending September 2016	6,091	→
Quarter ending December 2016	6,082	→
Quarter ending March 2017	6,048	→
Variance since March 2016	(2.6%)	↓



ACTIVITY

Cumulative percentage of contracted UDA delivered 2016 & 2017



Month	Adjusted Scheduled Activity (UDA)	
	2016	2017
April	-74	551
May	1,597	1,917
June	2,771	2,915
July	4,883	4,937
August	6,321	6,704
September	8,525	8,291
October	9,440	10,181
November	11,208	11,703
December	13,267	13,170
January	15,067	14,477
February	17,892	16,443
March	19,782	18,307
April	20,608	
May	20,676	
June	20,685	

QUALITY

	Quantity	Base Number	Contract	AT	Region	England
% of FP17s for the same patient ID Re-attending within 3 months - Children	268	3,189	8.4%	11.4%	13.3%	12.3%
% of FP17s for the same patient ID Re-attending within 3 months - Adults	1,136	5,312	21.4%	15.5%	17.3%	16.7%
% of FP17s for the same patient ID Re-attending between 3 & 9 months - Children	1,633	3,189	51.2%	59.5%	58.9%	57.6%
% of FP17s for the same patient ID Re-attending between 3 & 9 months - Adults	2,499	5,312	47.0%	54.0%	52.2%	50.1%
% of FP17s for Band 1 Urgent Courses	1,108	8,106	13.7%	8.8%	9.2%	9.1%
% of FP17s Relating to Free Repair or Replacements	0	8,106	0.0%	0.9%	1.0%	0.8%
% of FP17s Relating to Continuations	15	8,106	0.2%	1.3%	1.4%	1.2%
% of Patients satisfied with the dentistry they have received	4	4	N/A	92.4%	93.1%	92.8%
% of Patients satisfied with the time they had to wait for an appointment	3	4	N/A	87.6%	89.5%	88.7%

* This is based on patients treated on this contract for their most recent course of treatment. Figures in italics indicate the base number of FP17s or Patient Questionnaire responses are less than 100. N/A is shown where the base number of responses is less than 10 during the period. % is calculated as Quantity/Base number*100

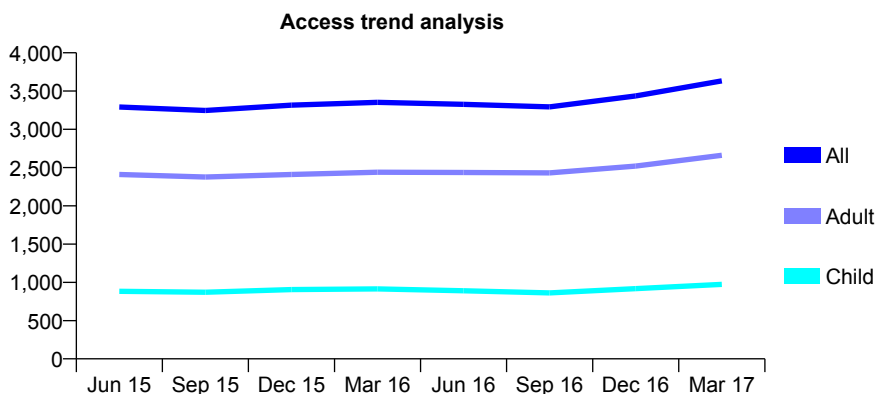
Q52 - Vital Signs At a Glance Contract Report for 138401/0001 - March 2017

Name or company name	Beechwood Dental Practice Ltd
Contract type name	GDS Contract
Purpose of contract	General
Contract start date	01/01/2011
Contract end date	

16/17 Contracted general activity (UDA)	12,770
Carry forward general activity (UDA)	0
16/17 Contracted orthodontic activity (UOA)	0
Carry forward orthodontic activity (UOA)	0
Baseline contract value	£374,977.63

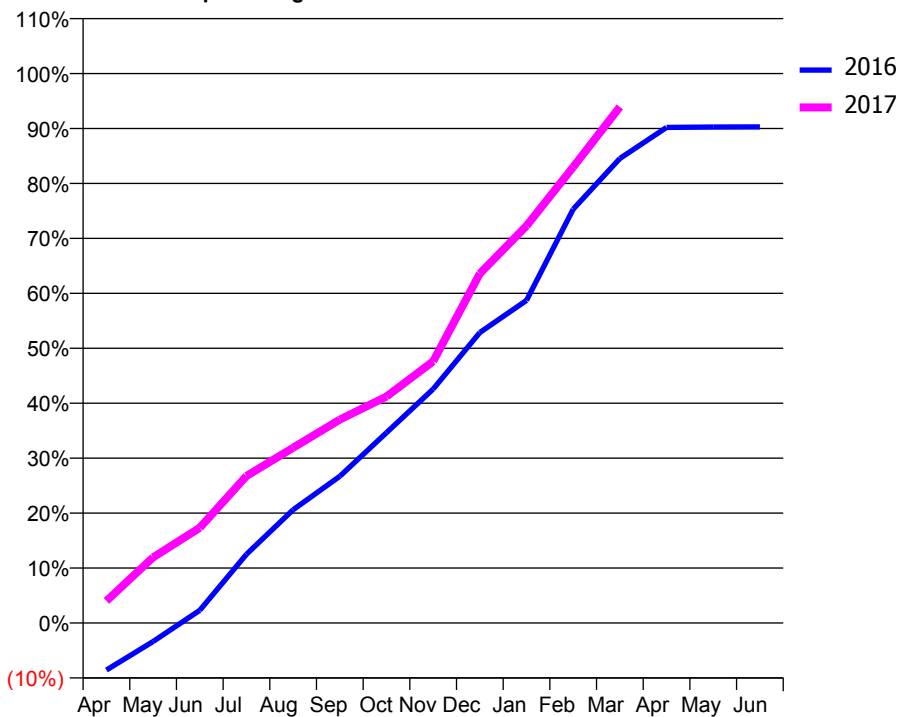
ACCESS*

Patients seen in 24 months	Total	Change since previous quarter
Quarter ending March 2016	3,353	
Quarter ending June 2016	3,326	→
Quarter ending September 2016	3,293	→
Quarter ending December 2016	3,437	↑
Quarter ending March 2017	3,633	↑
Variance since March 2016	8.4%	↑



ACTIVITY

Cumulative percentage of contracted UDA delivered 2016 & 2017



Month	Adjusted Scheduled Activity (UDA)	
	2016	2017
April	-1,094	512
May	-431	1,526
June	295	2,214
July	1,597	3,417
August	2,633	4,073
September	3,411	4,728
October	4,424	5,263
November	5,437	6,082
December	6,751	8,121
January	7,498	9,230
February	9,618	10,597
March	10,794	11,993
April	11,516	
May	11,526	
June	11,530	

QUALITY

	Quantity	Base Number	Contract	AT	Region	England
% of FP17s for the same patient ID Re-attending within 3 months - Children	122	1,251	9.8%	11.4%	13.3%	12.3%
% of FP17s for the same patient ID Re-attending within 3 months - Adults	919	3,744	24.5%	15.5%	17.3%	16.7%
% of FP17s for the same patient ID Re-attending between 3 & 9 months - Children	528	1,251	42.2%	59.5%	58.9%	57.6%
% of FP17s for the same patient ID Re-attending between 3 & 9 months - Adults	1,430	3,744	38.2%	54.0%	52.2%	50.1%
% of FP17s for Band 1 Urgent Courses	646	4,780	13.5%	8.8%	9.2%	9.1%
% of FP17s Relating to Free Repair or Replacements	109	4,780	2.3%	0.9%	1.0%	0.8%
% of FP17s Relating to Continuations	103	4,780	2.2%	1.3%	1.4%	1.2%
% of Patients satisfied with the dentistry they have received	3	3	N/A	92.4%	93.1%	92.8%
% of Patients satisfied with the time they had to wait for an appointment	3	3	N/A	87.6%	89.5%	88.7%

* This is based on patients treated on this contract for their most recent course of treatment. Figures in italics indicate the base number of FP17s or Patient Questionnaire responses are less than 100. N/A is shown where the base number of responses is less than 10 during the period. % is calculated as Quantity/Base number*100

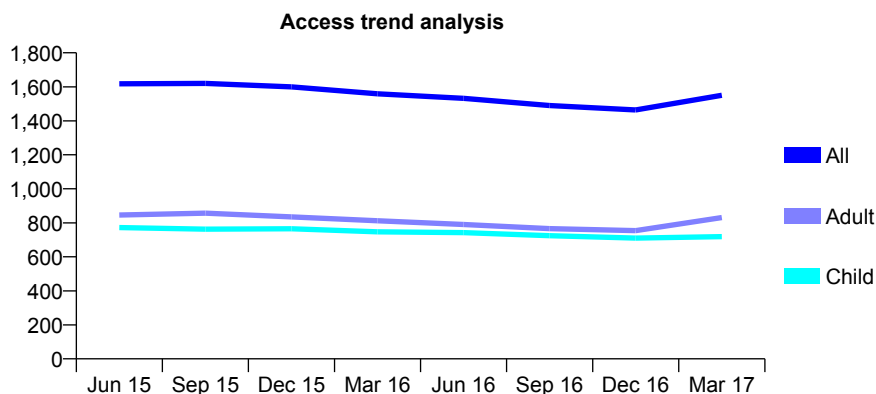
Q52 - Vital Signs At a Glance Contract Report for 138509/0002 - March 2017

Name or company name	Marlborough Road Dental Practice
Contract type name	GDS Contract
Purpose of contract	General
Contract start date	07/09/2010
Contract end date	

16/17 Contracted general activity (UDA)	6,589
Carry forward general activity (UDA)	-98
16/17 Contracted orthodontic activity (UOA)	0
Carry forward orthodontic activity (UOA)	0
Baseline contract value	£192,456.08

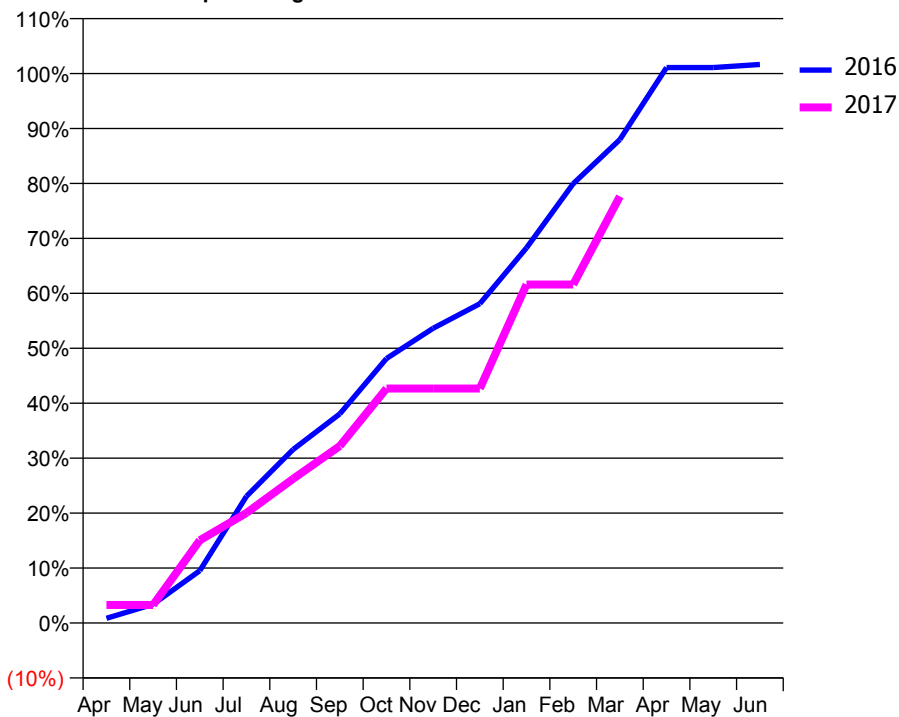
ACCESS*

Patients seen in 24 months	Total	Change since previous quarter
Quarter ending March 2016	1,559	
Quarter ending June 2016	1,532	↓
Quarter ending September 2016	1,490	↓
Quarter ending December 2016	1,464	↓
Quarter ending March 2017	1,550	↑
Variance since March 2016	(0.6%)	→



ACTIVITY

Cumulative percentage of contracted UDA delivered 2016 & 2017



Month	Adjusted Scheduled Activity (UDA)	
	2016	2017
April	51	216
May	205	216
June	572	993
July	1,383	1,319
August	1,895	1,729
September	2,284	2,123
October	2,888	2,811
November	3,219	2,811
December	3,487	2,811
January	4,096	4,059
February	4,797	4,059
March	5,278	5,116
April	6,065	
May	6,065	
June	6,098	

QUALITY

	Quantity	Base Number	Contract	AT	Region	England
% of FP17s for the same patient ID Re-attending within 3 months - Children	198	1,648	12.0%	11.4%	13.3%	12.3%
% of FP17s for the same patient ID Re-attending within 3 months - Adults	147	1,354	10.9%	15.5%	17.3%	16.7%
% of FP17s for the same patient ID Re-attending between 3 & 9 months - Children	1,150	1,648	69.8%	59.5%	58.9%	57.6%
% of FP17s for the same patient ID Re-attending between 3 & 9 months - Adults	945	1,354	69.8%	54.0%	52.2%	50.1%
% of FP17s for Band 1 Urgent Courses	118	2,647	4.5%	8.8%	9.2%	9.1%
% of FP17s Relating to Free Repair or Replacements	0	2,647	0.0%	0.9%	1.0%	0.8%
% of FP17s Relating to Continuations	26	2,647	1.0%	1.3%	1.4%	1.2%
% of Patients satisfied with the dentistry they have received	3	3	N/A	92.4%	93.1%	92.8%
% of Patients satisfied with the time they had to wait for an appointment	1	3	N/A	87.6%	89.5%	88.7%

* This is based on patients treated on this contract for their most recent course of treatment. Figures in italics indicate the base number of FP17s or Patient Questionnaire responses are less than 100. N/A is shown where the base number of responses is less than 10 during the period. % is calculated as Quantity/Base number*100

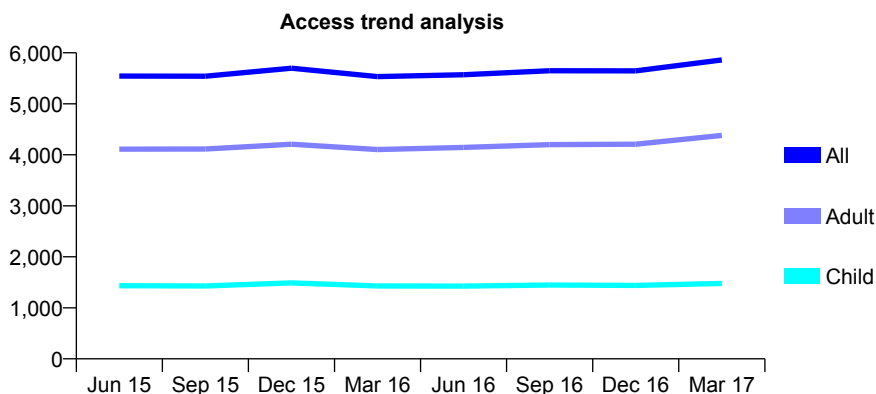
Q52 - Vital Signs At a Glance Contract Report for 138924/0001 - March 2017

Name or company name	Clayton Dental Practice Ltd
Contract type name	PDS Contract
Purpose of contract	General
Contract start date	01/01/2012
Contract end date	31/12/2021

16/17 Contracted general activity (UDA)	15,103
Carry forward general activity (UDA)	-30
16/17 Contracted orthodontic activity (UOA)	0
Carry forward orthodontic activity (UOA)	0
Baseline contract value	£471,232.18

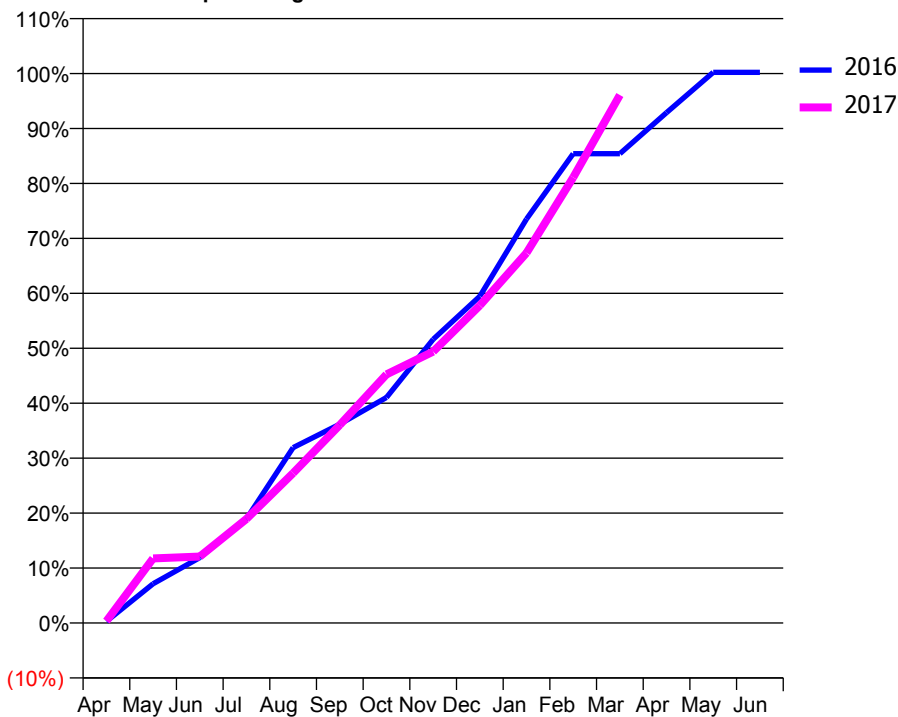
ACCESS*

Patients seen in 24 months	Total	Change since previous quarter
Quarter ending March 2016	5,533	
Quarter ending June 2016	5,569	→
Quarter ending September 2016	5,649	→
Quarter ending December 2016	5,646	→
Quarter ending March 2017	5,859	↑
Variance since March 2016	5.9%	↑



ACTIVITY

Cumulative percentage of contracted UDA delivered 2016 & 2017



Month	Adjusted Scheduled Activity (UDA)	
	2016	2017
April	46	54
May	1,078	1,777
June	1,798	1,827
July	2,864	2,861
August	4,822	4,120
September	5,465	5,446
October	6,198	6,833
November	7,798	7,462
December	8,982	8,727
January	11,104	10,174
February	12,900	12,248
March	12,900	14,513
April	14,027	
May	15,133	
June	15,133	

QUALITY

	Quantity	Base Number	Contract	AT	Region	England
% of FP17s for the same patient ID Re-attending within 3 months - Children	164	2,250	7.3%	11.4%	13.3%	12.3%
% of FP17s for the same patient ID Re-attending within 3 months - Adults	849	6,221	13.6%	15.5%	17.3%	16.7%
% of FP17s for the same patient ID Re-attending between 3 & 9 months - Children	1,123	2,250	49.9%	59.5%	58.9%	57.6%
% of FP17s for the same patient ID Re-attending between 3 & 9 months - Adults	2,700	6,221	43.4%	54.0%	52.2%	50.1%
% of FP17s for Band 1 Urgent Courses	480	7,321	6.6%	8.8%	9.2%	9.1%
% of FP17s Relating to Free Repair or Replacements	160	7,321	2.2%	0.9%	1.0%	0.8%
% of FP17s Relating to Continuations	35	7,321	0.5%	1.3%	1.4%	1.2%
% of Patients satisfied with the dentistry they have received	11	11	100.0%	92.4%	93.1%	92.8%
% of Patients satisfied with the time they had to wait for an appointment	10	11	90.9%	87.6%	89.5%	88.7%

* This is based on patients treated on this contract for their most recent course of treatment. Figures in italics indicate the base number of FP17s or Patient Questionnaire responses are less than 100. N/A is shown where the base number of responses is less than 10 during the period. % is calculated as Quantity/Base number*100

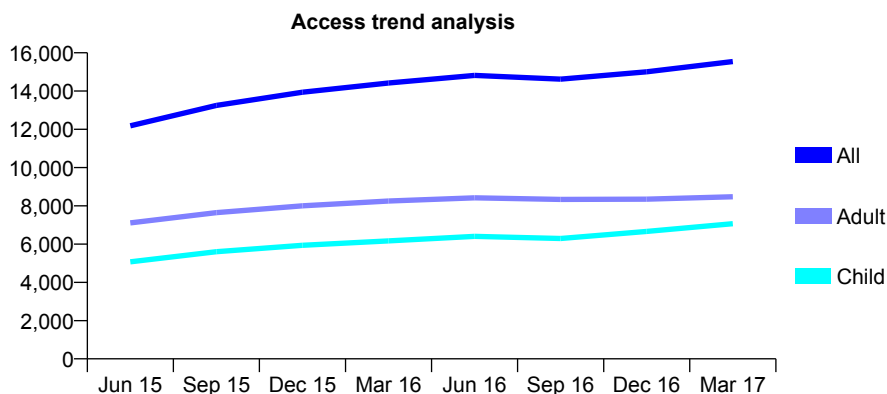
Q52 - Vital Signs At a Glance Contract Report for 139599/0001 - March 2017

Name or company name	Allerton Dental Limited
Contract type name	GDS Contract
Purpose of contract	General
Contract start date	01/08/2014
Contract end date	

16/17 Contracted general activity (UDA)	44,429
Carry forward general activity (UDA)	-430
16/17 Contracted orthodontic activity (UOA)	0
Carry forward orthodontic activity (UOA)	0
Baseline contract value	£1,177,805.75

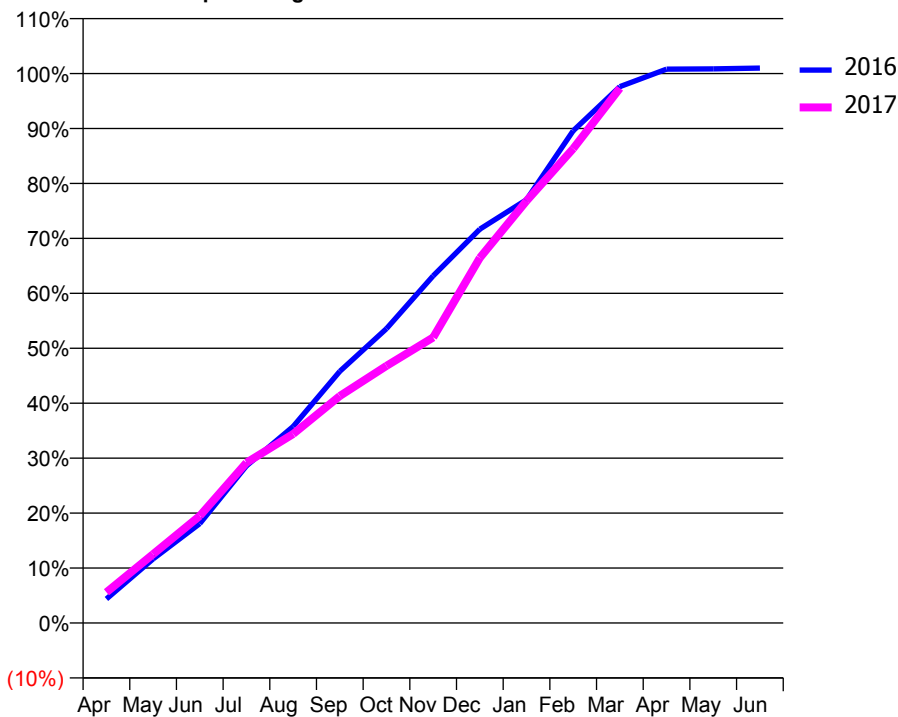
ACCESS*

Patients seen in 24 months	Total	Change since previous quarter
Quarter ending March 2016	14,423	
Quarter ending June 2016	14,817	↑
Quarter ending September 2016	14,626	↓
Quarter ending December 2016	15,006	↑
Quarter ending March 2017	15,540	↑
Variance since March 2016	7.7%	↑



ACTIVITY

Cumulative percentage of contracted UDA delivered 2016 & 2017



Month	Adjusted Scheduled Activity (UDA)	
	2016	2017
April	1,928	2,488
May	5,117	5,573
June	7,940	8,663
July	12,564	12,965
August	15,709	15,285
September	20,113	18,355
October	23,529	20,791
November	27,742	23,085
December	31,481	29,523
January	33,831	34,126
February	39,345	38,356
March	42,872	43,235
April	44,269	
May	44,283	
June	44,347	

QUALITY

	Quantity	Base Number	Contract	AT	Region	England
% of FP17s for the same patient ID Re-attending within 3 months - Children	2,206	13,086	16.9%	11.4%	13.3%	12.3%
% of FP17s for the same patient ID Re-attending within 3 months - Adults	1,410	12,495	11.3%	15.5%	17.3%	16.7%
% of FP17s for the same patient ID Re-attending between 3 & 9 months - Children	6,751	13,086	51.6%	59.5%	58.9%	57.6%
% of FP17s for the same patient ID Re-attending between 3 & 9 months - Adults	7,280	12,495	58.3%	54.0%	52.2%	50.1%
% of FP17s for Band 1 Urgent Courses	1,386	24,721	5.6%	8.8%	9.2%	9.1%
% of FP17s Relating to Free Repair or Replacements	78	24,721	0.3%	0.9%	1.0%	0.8%
% of FP17s Relating to Continuations	74	24,721	0.3%	1.3%	1.4%	1.2%
% of Patients satisfied with the dentistry they have received	30	34	88.2%	92.4%	93.1%	92.8%
% of Patients satisfied with the time they had to wait for an appointment	29	34	85.3%	87.6%	89.5%	88.7%

* This is based on patients treated on this contract for their most recent course of treatment. Figures in italics indicate the base number of FP17s or Patient Questionnaire responses are less than 100. N/A is shown where the base number of responses is less than 10 during the period. % is calculated as Quantity/Base number*100

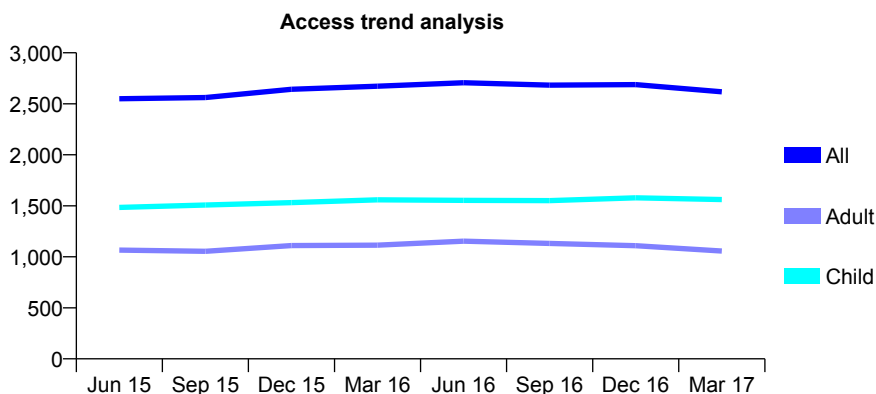
Q52 - Vital Signs At a Glance Contract Report for 140155/0001 - March 2017

Name or company name	S & S Care Limited
Contract type name	GDS Contract
Purpose of contract	General
Contract start date	01/11/2009
Contract end date	

16/17 Contracted general activity (UDA)	6,546
Carry forward general activity (UDA)	-131
16/17 Contracted orthodontic activity (UOA)	0
Carry forward orthodontic activity (UOA)	0
Baseline contract value	£245,010.70

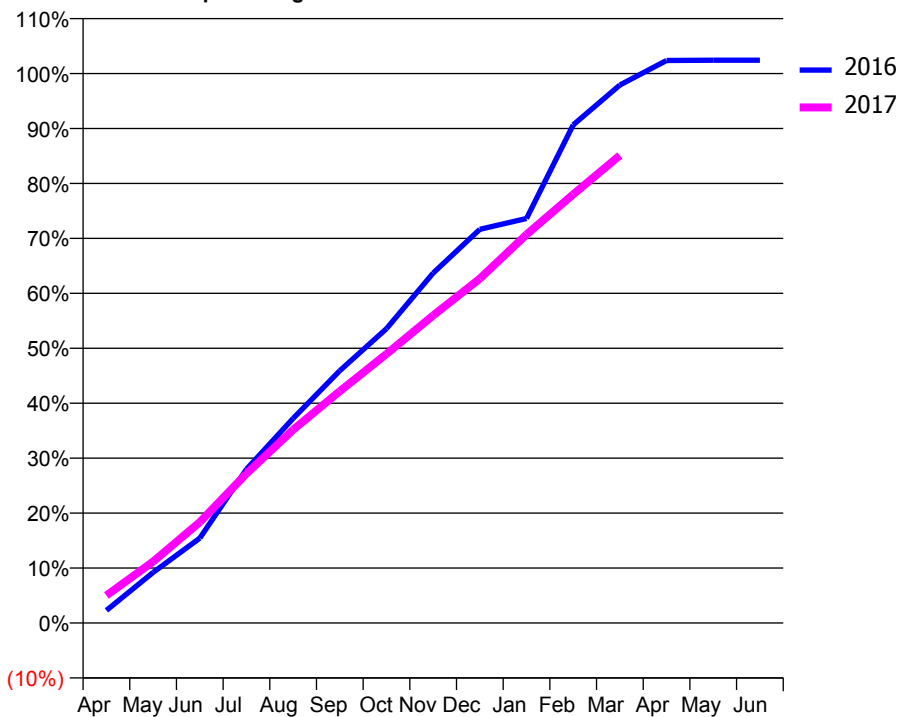
ACCESS*

Patients seen in 24 months	Total	Change since previous quarter
Quarter ending March 2016	2,673	
Quarter ending June 2016	2,707	→
Quarter ending September 2016	2,683	→
Quarter ending December 2016	2,688	→
Quarter ending March 2017	2,618	↓
Variance since March 2016	(2.1%)	↓



ACTIVITY

Cumulative percentage of contracted UDA delivered 2016 & 2017



Month	Adjusted Scheduled Activity (UDA)	
	2016	2017
April	149	327
May	602	731
June	1,011	1,202
July	1,832	1,780
August	2,437	2,303
September	3,006	2,762
October	3,506	3,204
November	4,170	3,664
December	4,691	4,102
January	4,818	4,628
February	5,933	5,107
March	6,408	5,570
April	6,700	
May	6,704	
June	6,704	

QUALITY

	Quantity	Base Number	Contract	AT	Region	England
% of FP17s for the same patient ID Re-attending within 3 months - Children	180	2,454	7.3%	11.4%	13.3%	12.3%
% of FP17s for the same patient ID Re-attending within 3 months - Adults	86	990	8.7%	15.5%	17.3%	16.7%
% of FP17s for the same patient ID Re-attending between 3 & 9 months - Children	1,542	2,454	62.8%	59.5%	58.9%	57.6%
% of FP17s for the same patient ID Re-attending between 3 & 9 months - Adults	541	990	54.6%	54.0%	52.2%	50.1%
% of FP17s for Band 1 Urgent Courses	120	3,265	3.7%	8.8%	9.2%	9.1%
% of FP17s Relating to Free Repair or Replacements	1	3,265	0.0%	0.9%	1.0%	0.8%
% of FP17s Relating to Continuations	1	3,265	0.0%	1.3%	1.4%	1.2%
% of Patients satisfied with the dentistry they have received	0	0	N/A	92.4%	93.1%	92.8%
% of Patients satisfied with the time they had to wait for an appointment	0	0	N/A	87.6%	89.5%	88.7%

* This is based on patients treated on this contract for their most recent course of treatment. Figures in italics indicate the base number of FP17s or Patient Questionnaire responses are less than 100. N/A is shown where the base number of responses is less than 10 during the period. % is calculated as Quantity/Base number*100

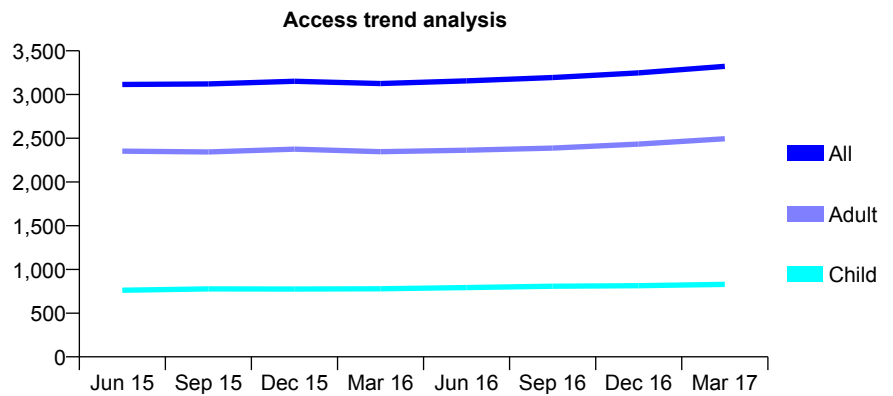
Q52 - Vital Signs At a Glance Contract Report for 140686/0001 - March 2017

Name or company name	C.J. Harker & Associates Ltd
Contract type name	PDS Contract
Purpose of contract	General
Contract start date	01/05/2008
Contract end date	30/04/2018

16/17 Contracted general activity (UDA)	7,582
Carry forward general activity (UDA)	-152
16/17 Contracted orthodontic activity (UOA)	0
Carry forward orthodontic activity (UOA)	0
Baseline contract value	£188,129.84

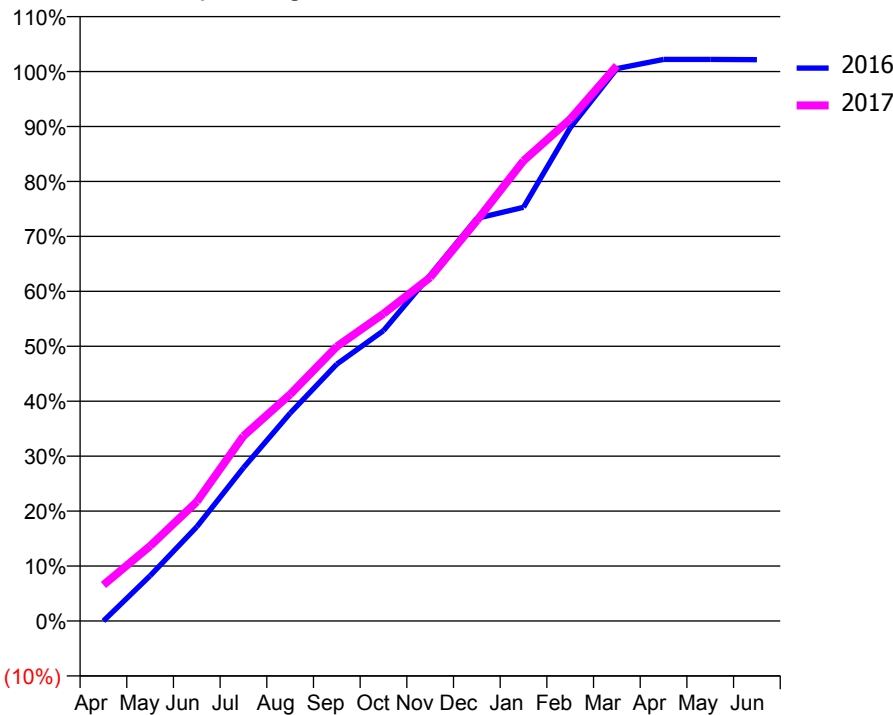
ACCESS*

Patients seen in 24 months	Total	Change since previous quarter
Quarter ending March 2016	3,126	
Quarter ending June 2016	3,156	→
Quarter ending September 2016	3,194	→
Quarter ending December 2016	3,247	→
Quarter ending March 2017	3,323	↑
Variance since March 2016	6.3%	↑



ACTIVITY

Cumulative percentage of contracted UDA delivered 2016 & 2017



Month	Adjusted Scheduled Activity (UDA)	
	2016	2017
April	0	497
May	625	1,035
June	1,301	1,645
July	2,115	2,553
August	2,867	3,126
September	3,544	3,787
October	4,006	4,240
November	4,771	4,740
December	5,556	5,525
January	5,708	6,350
February	6,805	6,925
March	7,621	7,662
April	7,749	
May	7,749	
June	7,746	

QUALITY

	Quantity	Base Number	Contract	AT	Region	England
% of FP17s for the same patient ID Re-attending within 3 months - Children	41	1,196	3.4%	11.4%	13.3%	12.3%
% of FP17s for the same patient ID Re-attending within 3 months - Adults	231	2,893	8.0%	15.5%	17.3%	16.7%
% of FP17s for the same patient ID Re-attending between 3 & 9 months - Children	775	1,196	64.8%	59.5%	58.9%	57.6%
% of FP17s for the same patient ID Re-attending between 3 & 9 months - Adults	1,224	2,893	42.3%	54.0%	52.2%	50.1%
% of FP17s for Band 1 Urgent Courses	215	4,033	5.3%	8.8%	9.2%	9.1%
% of FP17s Relating to Free Repair or Replacements	16	4,033	0.4%	0.9%	1.0%	0.8%
% of FP17s Relating to Continuations	42	4,033	1.0%	1.3%	1.4%	1.2%
% of Patients satisfied with the dentistry they have received	2	2	N/A	92.4%	93.1%	92.8%
% of Patients satisfied with the time they had to wait for an appointment	2	2	N/A	87.6%	89.5%	88.7%

* This is based on patients treated on this contract for their most recent course of treatment. Figures in italics indicate the base number of FP17s or Patient Questionnaire responses are less than 100. N/A is shown where the base number of responses is less than 10 during the period. % is calculated as Quantity/Base number*100

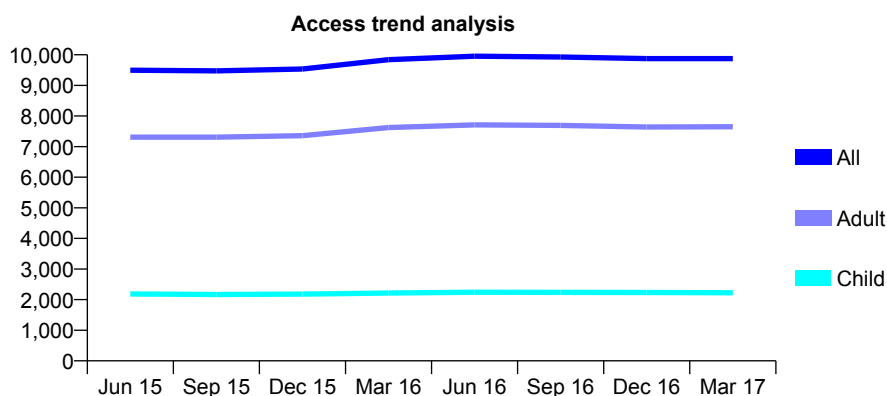
Q52 - Vital Signs At a Glance Contract Report for 140686/0002 - March 2017

Name or company name	C.J. Harker & Associates Ltd
Contract type name	PDS Contract
Purpose of contract	General
Contract start date	01/05/2008
Contract end date	30/04/2018

16/17 Contracted general activity (UDA)	24,843
Carry forward general activity (UDA)	0
16/17 Contracted orthodontic activity (UOA)	0
Carry forward orthodontic activity (UOA)	0
Baseline contract value	£687,714.24

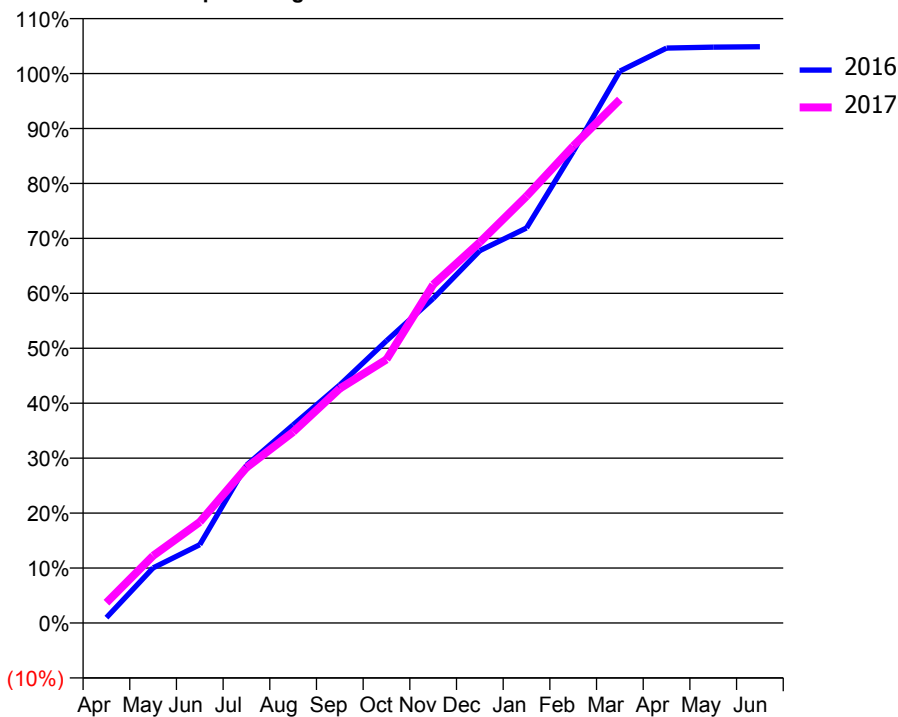
ACCESS*

Patients seen in 24 months	Total	Change since previous quarter
Quarter ending March 2016	9,839	
Quarter ending June 2016	9,953	→
Quarter ending September 2016	9,930	→
Quarter ending December 2016	9,876	→
Quarter ending March 2017	9,875	→
Variance since March 2016	0.4%	→



ACTIVITY

Cumulative percentage of contracted UDA delivered 2016 & 2017



Month	Adjusted Scheduled Activity (UDA)	
	2016	2017
April	247	917
May	2,493	3,044
June	3,544	4,565
July	7,138	7,025
August	8,953	8,638
September	10,762	10,602
October	12,760	11,918
November	14,669	15,299
December	16,837	17,216
January	17,858	19,294
February	21,316	21,560
March	24,952	23,668
April	25,992	
May	26,036	
June	26,052	

QUALITY

	Quantity	Base Number	Contract	AT	Region	England
% of FP17s for the same patient ID Re-attending within 3 months - Children	153	3,454	4.4%	11.4%	13.3%	12.3%
% of FP17s for the same patient ID Re-attending within 3 months - Adults	1,120	10,168	11.0%	15.5%	17.3%	16.7%
% of FP17s for the same patient ID Re-attending between 3 & 9 months - Children	2,277	3,454	65.9%	59.5%	58.9%	57.6%
% of FP17s for the same patient ID Re-attending between 3 & 9 months - Adults	4,804	10,168	47.2%	54.0%	52.2%	50.1%
% of FP17s for Band 1 Urgent Courses	898	12,994	6.9%	8.8%	9.2%	9.1%
% of FP17s Relating to Free Repair or Replacements	72	12,994	0.6%	0.9%	1.0%	0.8%
% of FP17s Relating to Continuations	199	12,994	1.5%	1.3%	1.4%	1.2%
% of Patients satisfied with the dentistry they have received	10	10	100.0%	92.4%	93.1%	92.8%
% of Patients satisfied with the time they had to wait for an appointment	10	10	100.0%	87.6%	89.5%	88.7%

* This is based on patients treated on this contract for their most recent course of treatment. Figures in italics indicate the base number of FP17s or Patient Questionnaire responses are less than 100. N/A is shown where the base number of responses is less than 10 during the period. % is calculated as Quantity/Base number*100

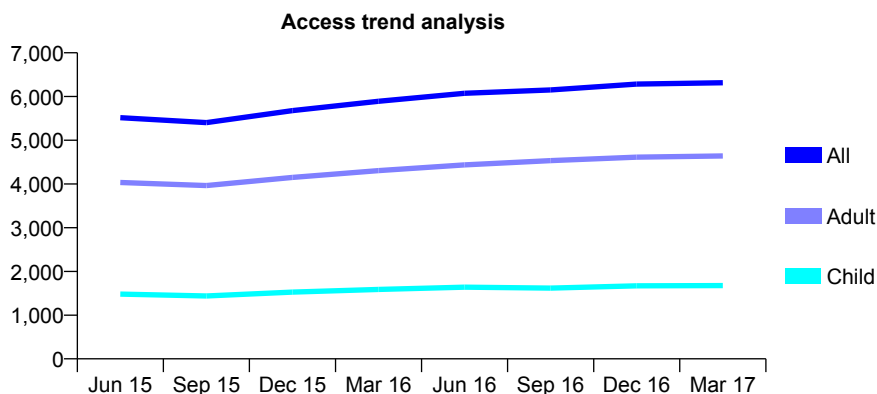
Q52 - Vital Signs At a Glance Contract Report for 141976/0001 - March 2017

Name or company name	Dalton Dental Care
Contract type name	GDS Contract
Purpose of contract	General
Contract start date	01/05/2008
Contract end date	

16/17 Contracted general activity (UDA)	18,170
Carry forward general activity (UDA)	600
16/17 Contracted orthodontic activity (UOA)	0
Carry forward orthodontic activity (UOA)	0
Baseline contract value	£552,659.67

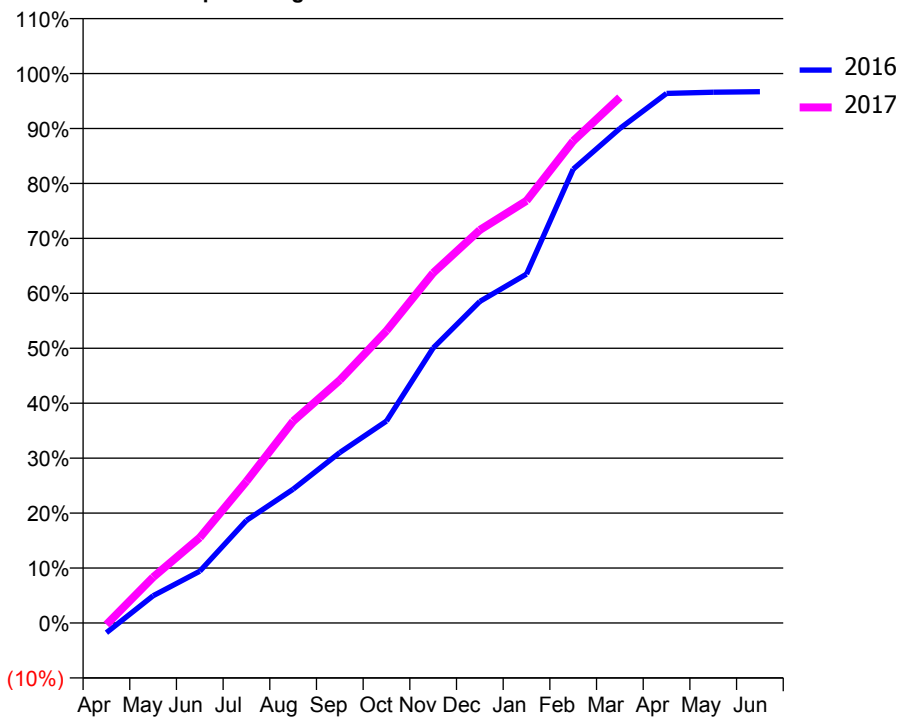
ACCESS*

Patients seen in 24 months	Total	Change since previous quarter
Quarter ending March 2016	5,891	
Quarter ending June 2016	6,075	↑
Quarter ending September 2016	6,151	→
Quarter ending December 2016	6,284	↑
Quarter ending March 2017	6,316	→
Variance since March 2016	7.2%	↑



ACTIVITY

Cumulative percentage of contracted UDA delivered 2016 & 2017



Month	Adjusted Scheduled Activity (UDA)	
	2016	2017
April	-324	-53
May	903	1,514
June	1,715	2,823
July	3,393	4,685
August	4,425	6,674
September	5,636	8,032
October	6,677	9,665
November	9,093	11,577
December	10,632	12,995
January	11,536	13,964
February	15,007	15,938
March	16,354	17,380
April	17,512	
May	17,553	
June	17,570	

QUALITY

	Quantity	Base Number	Contract	AT	Region	England
% of FP17s for the same patient ID Re-attending within 3 months - Children	172	2,401	7.2%	11.4%	13.3%	12.3%
% of FP17s for the same patient ID Re-attending within 3 months - Adults	1,038	6,940	15.0%	15.5%	17.3%	16.7%
% of FP17s for the same patient ID Re-attending between 3 & 9 months - Children	1,419	2,401	59.1%	59.5%	58.9%	57.6%
% of FP17s for the same patient ID Re-attending between 3 & 9 months - Adults	4,004	6,940	57.7%	54.0%	52.2%	50.1%
% of FP17s for Band 1 Urgent Courses	642	8,756	7.3%	8.8%	9.2%	9.1%
% of FP17s Relating to Free Repair or Replacements	63	8,756	0.7%	0.9%	1.0%	0.8%
% of FP17s Relating to Continuations	127	8,756	1.5%	1.3%	1.4%	1.2%
% of Patients satisfied with the dentistry they have received	11	11	100.0%	92.4%	93.1%	92.8%
% of Patients satisfied with the time they had to wait for an appointment	11	11	100.0%	87.6%	89.5%	88.7%

* This is based on patients treated on this contract for their most recent course of treatment. Figures in italics indicate the base number of FP17s or Patient Questionnaire responses are less than 100. N/A is shown where the base number of responses is less than 10 during the period. % is calculated as Quantity/Base number*100

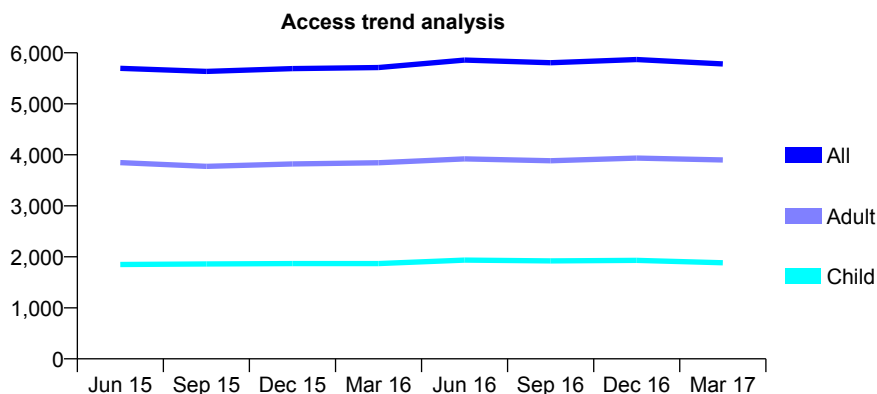
Q52 - Vital Signs At a Glance Contract Report for 143170/0001 - March 2017

Name or company name	Joe Kelly & Associates Ltd
Contract type name	GDS Contract
Purpose of contract	General and Orthodontic
Contract start date	01/11/2011
Contract end date	

16/17 Contracted general activity (UDA)	13,120
Carry forward general activity (UDA)	-225
16/17 Contracted orthodontic activity (UOA)	880
Carry forward orthodontic activity (UOA)	0
Baseline contract value	£464,107.77

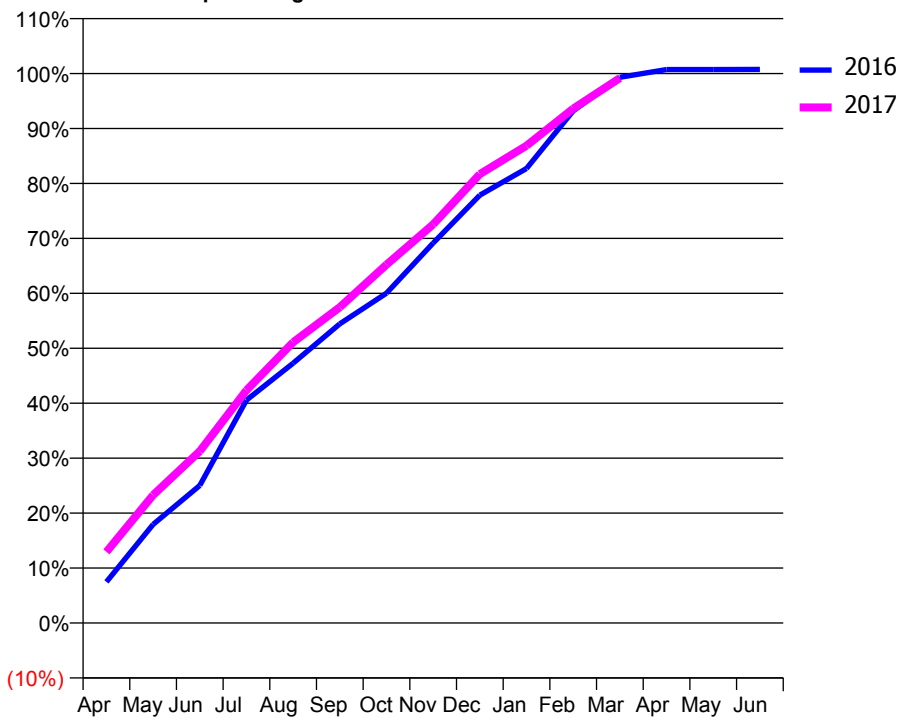
ACCESS*

Patients seen in 24 months	Total	Change since previous quarter
Quarter ending March 2016	5,712	
Quarter ending June 2016	5,857	↑
Quarter ending September 2016	5,805	→
Quarter ending December 2016	5,868	→
Quarter ending March 2017	5,783	↓
Variance since March 2016	1.2%	→



ACTIVITY

Cumulative percentage of contracted UDA delivered 2016 & 2017



Month	Adjusted Scheduled Activity (UDA)	
	2016	2017
April	984	1,698
May	2,356	3,054
June	3,284	4,101
July	5,323	5,556
August	6,204	6,705
September	7,143	7,540
October	7,874	8,555
November	9,073	9,517
December	10,216	10,718
January	10,853	11,396
February	12,227	12,282
March	13,030	13,011
April	13,213	
May	13,214	
June	13,216	

QUALITY

	Quantity	Base Number	Contract	AT	Region	England
% of FP17s for the same patient ID Re-attending within 3 months - Children	266	2,883	9.2%	11.4%	13.3%	12.3%
% of FP17s for the same patient ID Re-attending within 3 months - Adults	570	4,430	12.9%	15.5%	17.3%	16.7%
% of FP17s for the same patient ID Re-attending between 3 & 9 months - Children	1,718	2,883	59.6%	59.5%	58.9%	57.6%
% of FP17s for the same patient ID Re-attending between 3 & 9 months - Adults	1,872	4,430	42.3%	54.0%	52.2%	50.1%
% of FP17s for Band 1 Urgent Courses	416	7,092	5.9%	8.8%	9.2%	9.1%
% of FP17s Relating to Free Repair or Replacements	5	7,092	0.1%	0.9%	1.0%	0.8%
% of FP17s Relating to Continuations	36	7,092	0.5%	1.3%	1.4%	1.2%
% of Patients satisfied with the dentistry they have received	10	11	90.9%	92.4%	93.1%	92.8%
% of Patients satisfied with the time they had to wait for an appointment	8	11	72.7%	87.6%	89.5%	88.7%

* This is based on patients treated on this contract for their most recent course of treatment. Figures in italics indicate the base number of FP17s or Patient Questionnaire responses are less than 100. N/A is shown where the base number of responses is less than 10 during the period. % is calculated as Quantity/Base number*100

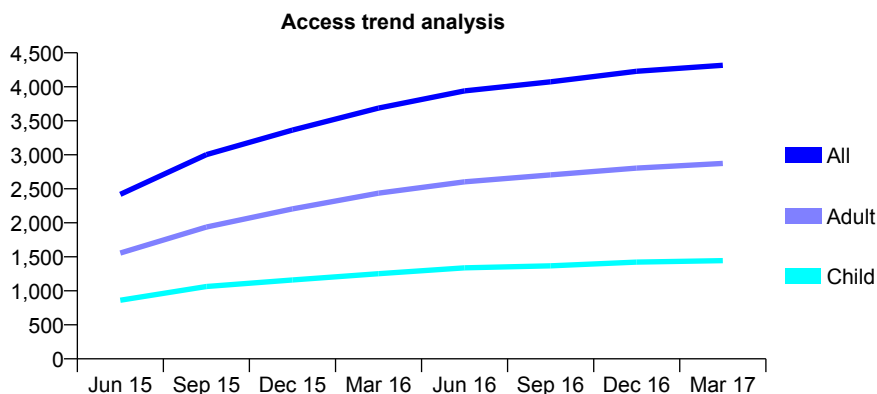
Q52 - Vital Signs At a Glance Contract Report for 143839/0001 - March 2017

Name or company name	Belle Isle Family Dental Practice
Contract type name	GDS Contract
Purpose of contract	General and Orthodontic
Contract start date	01/12/2014
Contract end date	

16/17 Contracted general activity (UDA)	14,200
Carry forward general activity (UDA)	-10
16/17 Contracted orthodontic activity (UOA)	694
Carry forward orthodontic activity (UOA)	0
Baseline contract value	£430,438.35

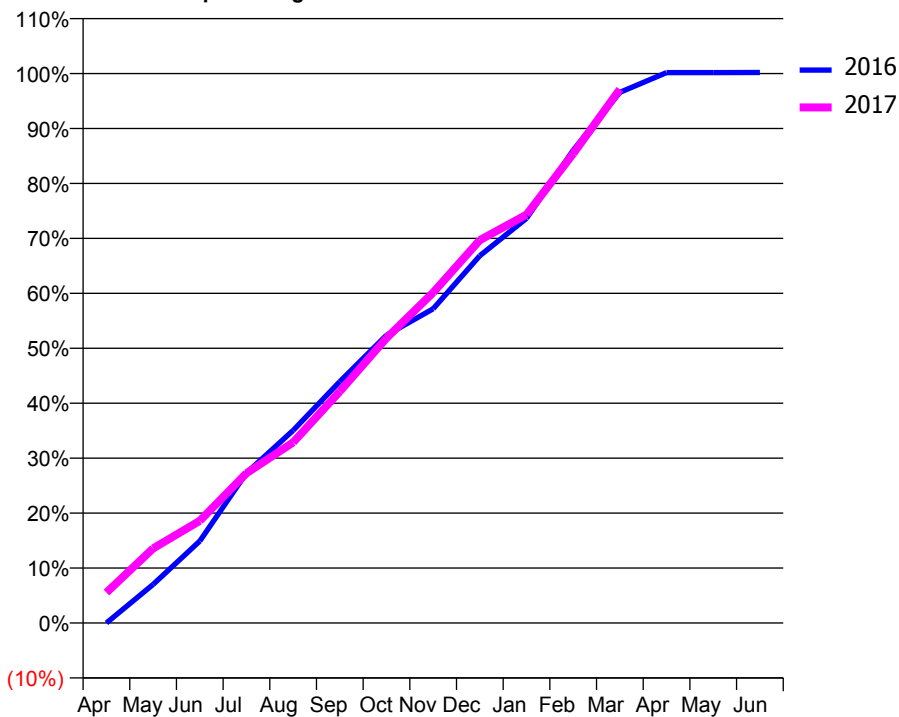
ACCESS*

Patients seen in 24 months	Total	Change since previous quarter
Quarter ending March 2016	3,688	
Quarter ending June 2016	3,941	↑
Quarter ending September 2016	4,073	↑
Quarter ending December 2016	4,228	↑
Quarter ending March 2017	4,317	↑
Variance since March 2016	17.1%	↑



ACTIVITY

Cumulative percentage of contracted UDA delivered 2016 & 2017



Month	Adjusted Scheduled Activity (UDA)	
	2016	2017
April	0	786
May	997	1,928
June	2,118	2,640
July	3,877	3,871
August	4,978	4,668
September	6,239	5,982
October	7,439	7,362
November	8,119	8,539
December	9,493	9,895
January	10,457	10,553
February	12,218	12,128
March	13,711	13,792
April	14,222	
May	14,224	
June	14,225	

QUALITY

	Quantity	Base Number	Contract	AT	Region	England
% of FP17s for the same patient ID Re-attending within 3 months - Children	169	2,099	8.1%	11.4%	13.3%	12.3%
% of FP17s for the same patient ID Re-attending within 3 months - Adults	493	3,891	12.7%	15.5%	17.3%	16.7%
% of FP17s for the same patient ID Re-attending between 3 & 9 months - Children	1,189	2,099	56.6%	59.5%	58.9%	57.6%
% of FP17s for the same patient ID Re-attending between 3 & 9 months - Adults	2,161	3,891	55.5%	54.0%	52.2%	50.1%
% of FP17s for Band 1 Urgent Courses	387	5,717	6.8%	8.8%	9.2%	9.1%
% of FP17s Relating to Free Repair or Replacements	33	5,717	0.6%	0.9%	1.0%	0.8%
% of FP17s Relating to Continuations	53	5,717	0.9%	1.3%	1.4%	1.2%
% of Patients satisfied with the dentistry they have received	13	14	92.9%	92.4%	93.1%	92.8%
% of Patients satisfied with the time they had to wait for an appointment	13	14	92.9%	87.6%	89.5%	88.7%

* This is based on patients treated on this contract for their most recent course of treatment. Figures in italics indicate the base number of FP17s or Patient Questionnaire responses are less than 100. N/A is shown where the base number of responses is less than 10 during the period. % is calculated as Quantity/Base number*100

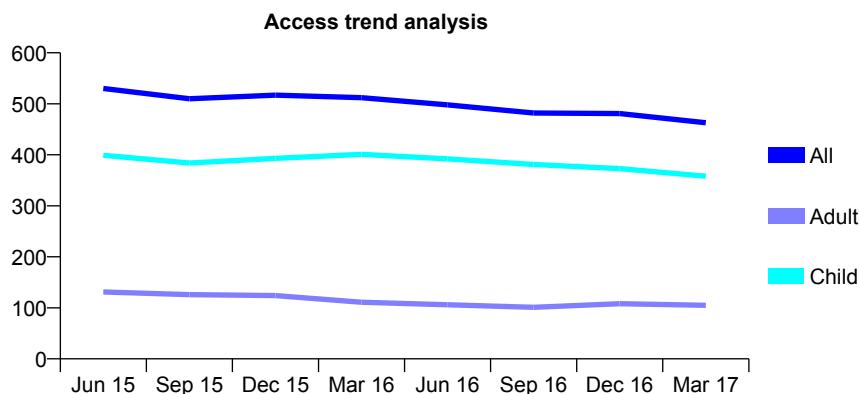
Q52 - Vital Signs At a Glance Contract Report for 144800/0001 - March 2017

Name or company name	Hipperholme Dental Practice Limited
Contract type name	GDS Contract
Purpose of contract	General
Contract start date	01/04/2008
Contract end date	

16/17 Contracted general activity (UDA)	1,050
Carry forward general activity (UDA)	36
16/17 Contracted orthodontic activity (UOA)	0
Carry forward orthodontic activity (UOA)	0
Baseline contract value	£23,443.36

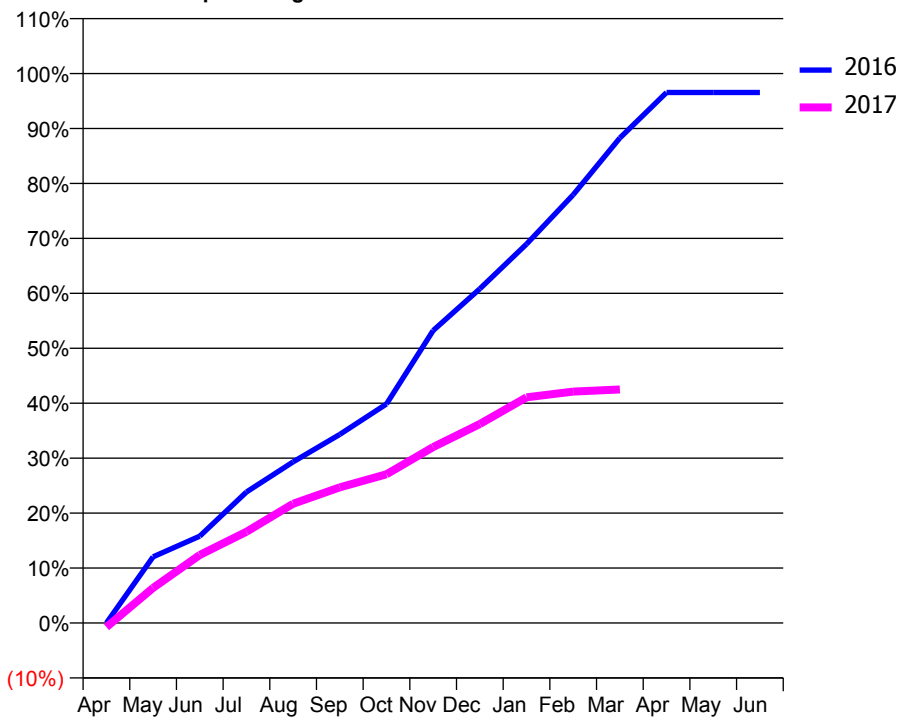
ACCESS*

Patients seen in 24 months	Total	Change since previous quarter
Quarter ending March 2016	512	
Quarter ending June 2016	498	↓
Quarter ending September 2016	482	↓
Quarter ending December 2016	481	→
Quarter ending March 2017	463	↓
Variance since March 2016	(9.6%)	↓



ACTIVITY

Cumulative percentage of contracted UDA delivered 2016 & 2017



Adjusted Scheduled Activity (UDA)

Month	2016	2017
April	0	-8
May	127	67
June	166	130
July	250	174
August	308	228
September	360	259
October	419	284
November	559	336
December	639	380
January	724	431
February	818	442
March	927	446
April	1,014	
May	1,014	
June	1,014	

QUALITY

	Quantity	Base Number	Contract	AT	Region	England
% of FP17s for the same patient ID Re-attending within 3 months - Children	34	424	8.0%	11.4%	13.3%	12.3%
% of FP17s for the same patient ID Re-attending within 3 months - Adults	1	40	2.5%	15.5%	17.3%	16.7%
% of FP17s for the same patient ID Re-attending between 3 & 9 months - Children	289	424	68.2%	59.5%	58.9%	57.6%
% of FP17s for the same patient ID Re-attending between 3 & 9 months - Adults	21	40	52.5%	54.0%	52.2%	50.1%
% of FP17s for Band 1 Urgent Courses	6	385	1.6%	8.8%	9.2%	9.1%
% of FP17s Relating to Free Repair or Replacements	1	385	0.3%	0.9%	1.0%	0.8%
% of FP17s Relating to Continuations	0	385	0.0%	1.3%	1.4%	1.2%
% of Patients satisfied with the dentistry they have received	0	0	N/A	92.4%	93.1%	92.8%
% of Patients satisfied with the time they had to wait for an appointment	0	0	N/A	87.6%	89.5%	88.7%

* This is based on patients treated on this contract for their most recent course of treatment. Figures in italics indicate the base number of FP17s or Patient Questionnaire responses are less than 100. N/A is shown where the base number of responses is less than 10 during the period. % is calculated as Quantity/Base number*100

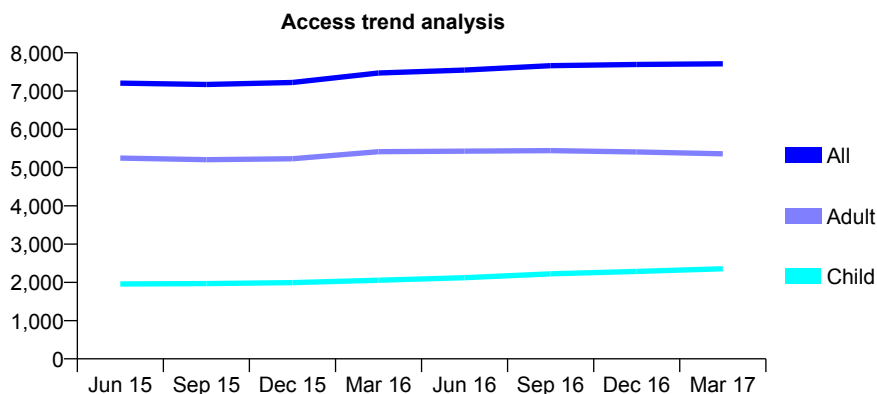
Q52 - Vital Signs At a Glance Contract Report for 144983/0001 - March 2017

Name or company name	Hick Lane Dental Surgery Ltd.
Contract type name	GDS Contract
Purpose of contract	General
Contract start date	01/10/2008
Contract end date	

16/17 Contracted general activity (UDA)	22,549
Carry forward general activity (UDA)	708
16/17 Contracted orthodontic activity (UOA)	0
Carry forward orthodontic activity (UOA)	0
Baseline contract value	£677,811.19

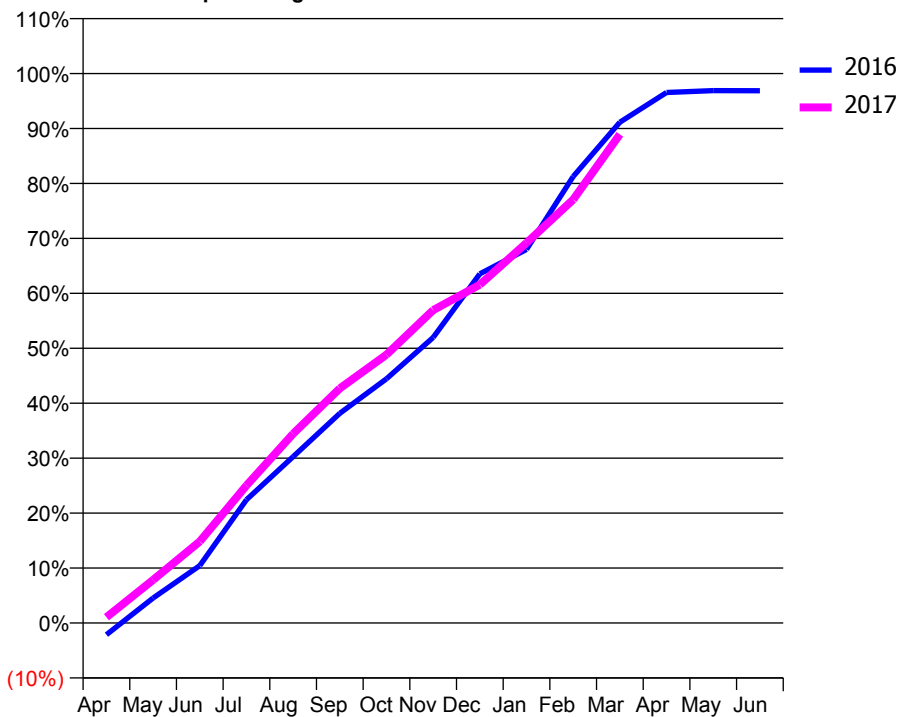
ACCESS*

Patients seen in 24 months	Total	Change since previous quarter
Quarter ending March 2016	7,471	
Quarter ending June 2016	7,550	→
Quarter ending September 2016	7,664	→
Quarter ending December 2016	7,694	→
Quarter ending March 2017	7,714	→
Variance since March 2016	3.3%	↑



ACTIVITY

Cumulative percentage of contracted UDA delivered 2016 & 2017



Month	Adjusted Scheduled Activity (UDA)	
	2016	2017
April	-485	240
May	1,026	1,768
June	2,353	3,345
July	5,061	5,644
August	6,824	7,766
September	8,605	9,626
October	10,021	11,013
November	11,720	12,839
December	14,331	13,883
January	15,330	15,597
February	18,325	17,376
March	20,550	20,053
April	21,771	
May	21,849	
June	21,841	

QUALITY

	Quantity	Base Number	Contract	AT	Region	England
% of FP17s for the same patient ID Re-attending within 3 months - Children	299	3,616	8.3%	11.4%	13.3%	12.3%
% of FP17s for the same patient ID Re-attending within 3 months - Adults	1,406	8,441	16.7%	15.5%	17.3%	16.7%
% of FP17s for the same patient ID Re-attending between 3 & 9 months - Children	2,080	3,616	57.5%	59.5%	58.9%	57.6%
% of FP17s for the same patient ID Re-attending between 3 & 9 months - Adults	5,164	8,441	61.2%	54.0%	52.2%	50.1%
% of FP17s for Band 1 Urgent Courses	1,160	11,573	10.0%	8.8%	9.2%	9.1%
% of FP17s Relating to Free Repair or Replacements	214	11,573	1.8%	0.9%	1.0%	0.8%
% of FP17s Relating to Continuations	228	11,573	2.0%	1.3%	1.4%	1.2%
% of Patients satisfied with the dentistry they have received	11	12	91.7%	92.4%	93.1%	92.8%
% of Patients satisfied with the time they had to wait for an appointment	9	12	75.0%	87.6%	89.5%	88.7%

* This is based on patients treated on this contract for their most recent course of treatment. Figures in italics indicate the base number of FP17s or Patient Questionnaire responses are less than 100. N/A is shown where the base number of responses is less than 10 during the period. % is calculated as Quantity/Base number*100

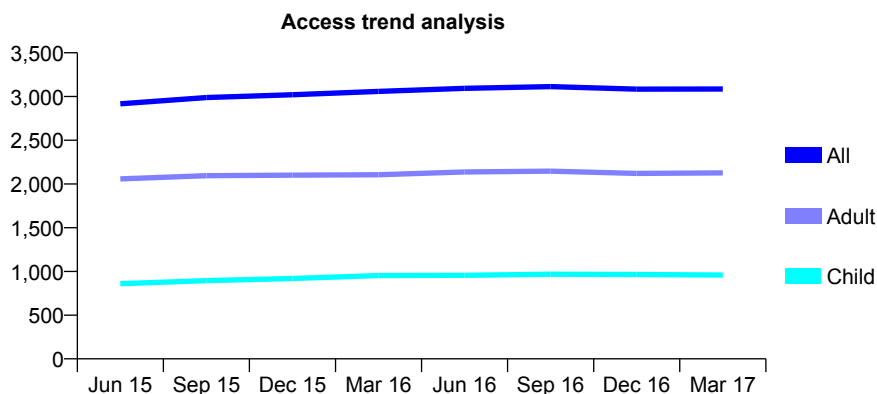
Q52 - Vital Signs At a Glance Contract Report for 145203/0001 - March 2017

Name or company name	Ross Dental Surgeons Ltd
Contract type name	PDS Contract
Purpose of contract	General
Contract start date	01/11/2008
Contract end date	31/10/2018

16/17 Contracted general activity (UDA)	6,100
Carry forward general activity (UDA)	149
16/17 Contracted orthodontic activity (UOA)	0
Carry forward orthodontic activity (UOA)	0
Baseline contract value	£158,854.01

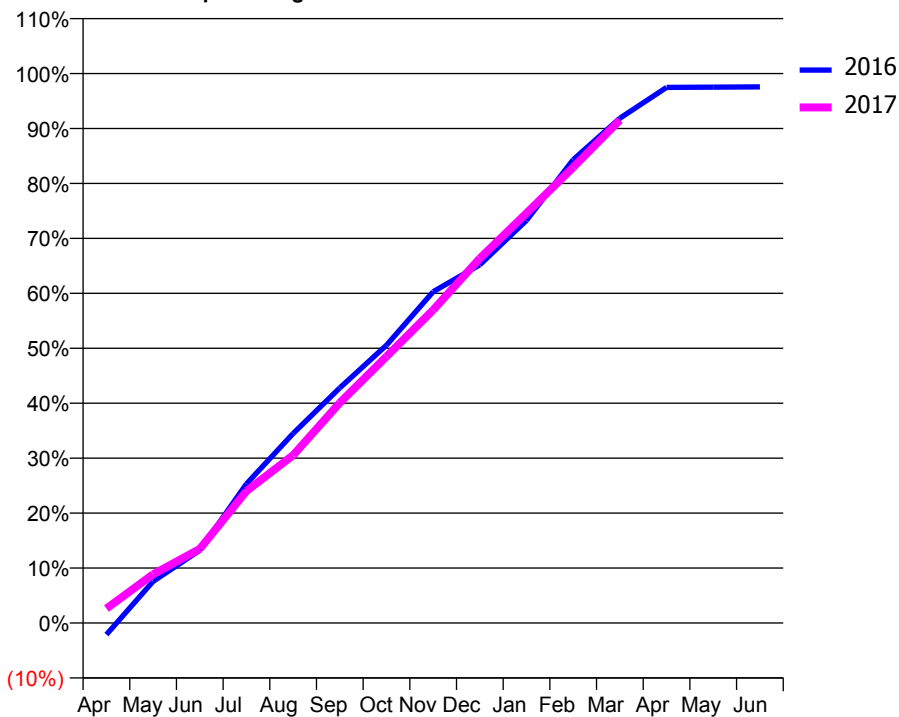
ACCESS*

Patients seen in 24 months	Total	Change since previous quarter
Quarter ending March 2016	3,059	
Quarter ending June 2016	3,093	→
Quarter ending September 2016	3,113	→
Quarter ending December 2016	3,085	→
Quarter ending March 2017	3,086	→
Variance since March 2016	0.9%	→



ACTIVITY

Cumulative percentage of contracted UDA delivered 2016 & 2017



Month	Adjusted Scheduled Activity (UDA)	
	2016	2017
April	-129	161
May	463	542
June	807	822
July	1,545	1,465
August	2,104	1,862
September	2,611	2,444
October	3,084	2,959
November	3,678	3,475
December	3,976	4,048
January	4,470	4,549
February	5,143	5,058
March	5,603	5,583
April	5,946	
May	5,949	
June	5,951	

QUALITY

	Quantity	Base Number	Contract	AT	Region	England
% of FP17s for the same patient ID Re-attending within 3 months - Children	106	1,663	6.4%	11.4%	13.3%	12.3%
% of FP17s for the same patient ID Re-attending within 3 months - Adults	316	3,088	10.2%	15.5%	17.3%	16.7%
% of FP17s for the same patient ID Re-attending between 3 & 9 months - Children	1,259	1,663	75.7%	59.5%	58.9%	57.6%
% of FP17s for the same patient ID Re-attending between 3 & 9 months - Adults	1,957	3,088	63.4%	54.0%	52.2%	50.1%
% of FP17s for Band 1 Urgent Courses	151	3,686	4.1%	8.8%	9.2%	9.1%
% of FP17s Relating to Free Repair or Replacements	28	3,686	0.8%	0.9%	1.0%	0.8%
% of FP17s Relating to Continuations	25	3,686	0.7%	1.3%	1.4%	1.2%
% of Patients satisfied with the dentistry they have received	2	2	N/A	92.4%	93.1%	92.8%
% of Patients satisfied with the time they had to wait for an appointment	2	2	N/A	87.6%	89.5%	88.7%

* This is based on patients treated on this contract for their most recent course of treatment. Figures in italics indicate the base number of FP17s or Patient Questionnaire responses are less than 100. N/A is shown where the base number of responses is less than 10 during the period. % is calculated as Quantity/Base number*100

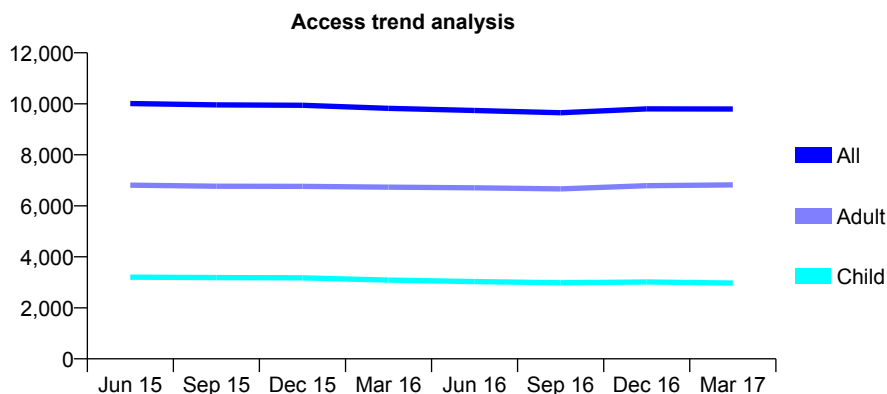
Q52 - Vital Signs At a Glance Contract Report for 145211/0001 - March 2017

Name or company name	Shaw & Associates Dental Surgeons Ltd
Contract type name	GDS Contract
Purpose of contract	General
Contract start date	01/04/2010
Contract end date	

16/17 Contracted general activity (UDA)	31,000
Carry forward general activity (UDA)	-52
16/17 Contracted orthodontic activity (UOA)	0
Carry forward orthodontic activity (UOA)	0
Baseline contract value	£1,005,213.74

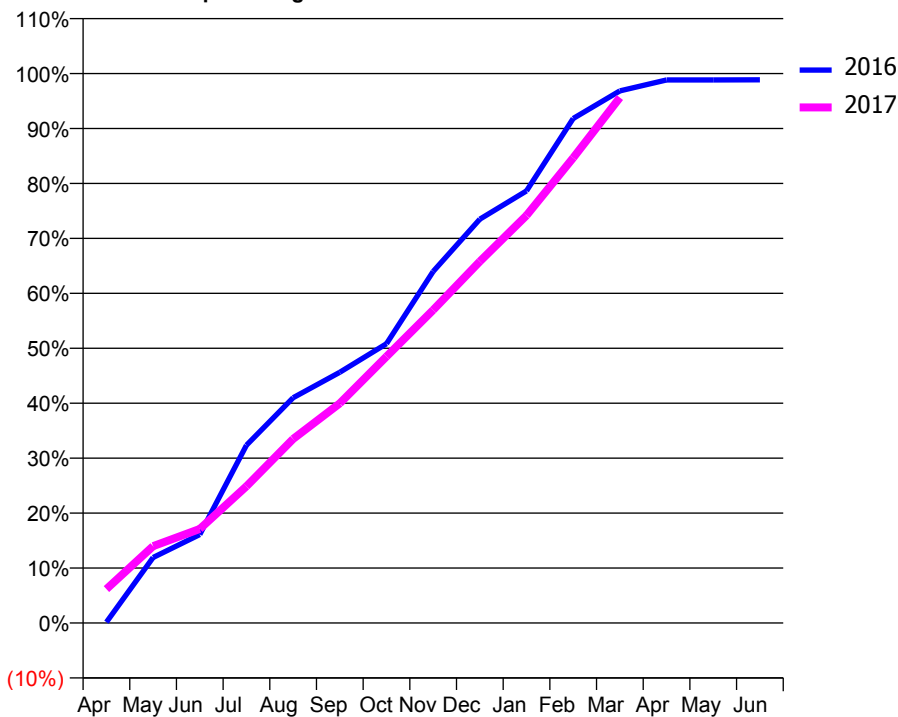
ACCESS*

Patients seen in 24 months	Total	Change since previous quarter
Quarter ending March 2016	9,821	
Quarter ending June 2016	9,738	→
Quarter ending September 2016	9,650	→
Quarter ending December 2016	9,799	→
Quarter ending March 2017	9,794	→
Variance since March 2016	(0.3%)	→



ACTIVITY

Cumulative percentage of contracted UDA delivered 2016 & 2017



Month	Adjusted Scheduled Activity (UDA)	
	2016	2017
April	52	1,915
May	3,696	4,336
June	4,989	5,311
July	10,035	7,713
August	12,710	10,386
September	14,143	12,391
October	15,757	15,031
November	19,832	17,663
December	22,786	20,395
January	24,375	22,992
February	28,463	26,245
March	30,023	29,644
April	30,633	
May	30,636	
June	30,642	

QUALITY

	Quantity	Base Number	Contract	AT	Region	England
% of FP17s for the same patient ID Re-attending within 3 months - Children	569	5,205	10.9%	11.4%	13.3%	12.3%
% of FP17s for the same patient ID Re-attending within 3 months - Adults	1,662	11,771	14.1%	15.5%	17.3%	16.7%
% of FP17s for the same patient ID Re-attending between 3 & 9 months - Children	3,258	5,205	62.6%	59.5%	58.9%	57.6%
% of FP17s for the same patient ID Re-attending between 3 & 9 months - Adults	7,606	11,771	64.6%	54.0%	52.2%	50.1%
% of FP17s for Band 1 Urgent Courses	929	16,628	5.6%	8.8%	9.2%	9.1%
% of FP17s Relating to Free Repair or Replacements	203	16,628	1.2%	0.9%	1.0%	0.8%
% of FP17s Relating to Continuations	201	16,628	1.2%	1.3%	1.4%	1.2%
% of Patients satisfied with the dentistry they have received	19	19	100.0%	92.4%	93.1%	92.8%
% of Patients satisfied with the time they had to wait for an appointment	18	19	94.7%	87.6%	89.5%	88.7%

* This is based on patients treated on this contract for their most recent course of treatment. Figures in italics indicate the base number of FP17s or Patient Questionnaire responses are less than 100. N/A is shown where the base number of responses is less than 10 during the period. % is calculated as Quantity/Base number*100

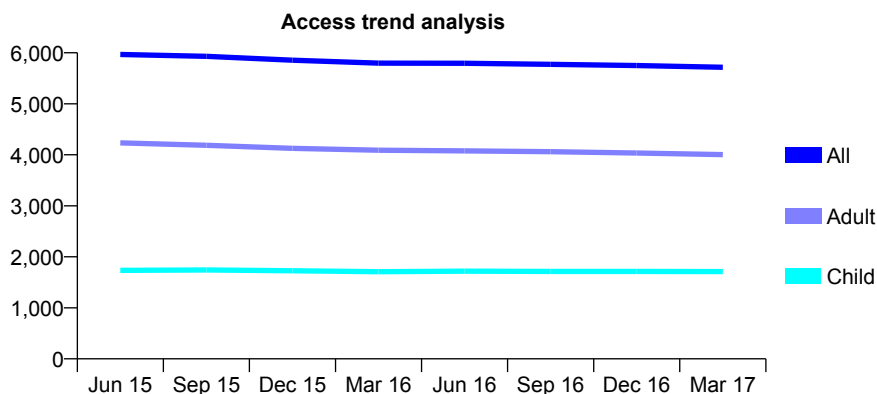
Q52 - Vital Signs At a Glance Contract Report for 145211/0002 - March 2017

Name or company name	Shaw & Associates Dental Surgeons Ltd
Contract type name	GDS Contract
Purpose of contract	General
Contract start date	09/08/2010
Contract end date	

16/17 Contracted general activity (UDA)	19,532
Carry forward general activity (UDA)	-173
16/17 Contracted orthodontic activity (UOA)	0
Carry forward orthodontic activity (UOA)	0
Baseline contract value	£501,385.46

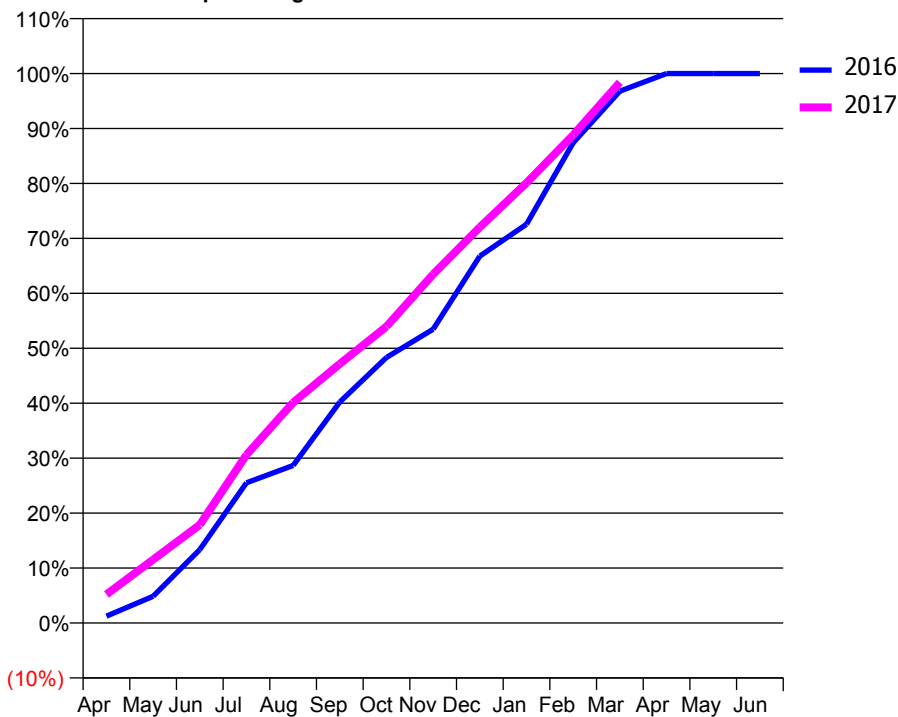
ACCESS*

Patients seen in 24 months	Total	Change since previous quarter
Quarter ending March 2016	5,797	
Quarter ending June 2016	5,795	→
Quarter ending September 2016	5,774	→
Quarter ending December 2016	5,751	→
Quarter ending March 2017	5,717	→
Variance since March 2016	(1.4%)	↓



ACTIVITY

Cumulative percentage of contracted UDA delivered 2016 & 2017



Month	Adjusted Scheduled Activity (UDA)	
	2016	2017
April	245	1,018
May	953	2,256
June	2,609	3,493
July	4,985	5,979
August	5,602	7,838
September	7,856	9,212
October	9,441	10,538
November	10,445	12,395
December	13,043	14,069
January	14,173	15,644
February	17,071	17,343
March	18,903	19,219
April	19,530	
May	19,530	
June	19,530	

QUALITY

	Quantity	Base Number	Contract	AT	Region	England
% of FP17s for the same patient ID Re-attending within 3 months - Children	219	2,800	7.8%	11.4%	13.3%	12.3%
% of FP17s for the same patient ID Re-attending within 3 months - Adults	777	6,443	12.1%	15.5%	17.3%	16.7%
% of FP17s for the same patient ID Re-attending between 3 & 9 months - Children	1,791	2,800	64.0%	59.5%	58.9%	57.6%
% of FP17s for the same patient ID Re-attending between 3 & 9 months - Adults	4,387	6,443	68.1%	54.0%	52.2%	50.1%
% of FP17s for Band 1 Urgent Courses	559	8,946	6.2%	8.8%	9.2%	9.1%
% of FP17s Relating to Free Repair or Replacements	40	8,946	0.4%	0.9%	1.0%	0.8%
% of FP17s Relating to Continuations	124	8,946	1.4%	1.3%	1.4%	1.2%
% of Patients satisfied with the dentistry they have received	12	13	92.3%	92.4%	93.1%	92.8%
% of Patients satisfied with the time they had to wait for an appointment	11	13	84.6%	87.6%	89.5%	88.7%

* This is based on patients treated on this contract for their most recent course of treatment. Figures in italics indicate the base number of FP17s or Patient Questionnaire responses are less than 100. N/A is shown where the base number of responses is less than 10 during the period. % is calculated as Quantity/Base number*100

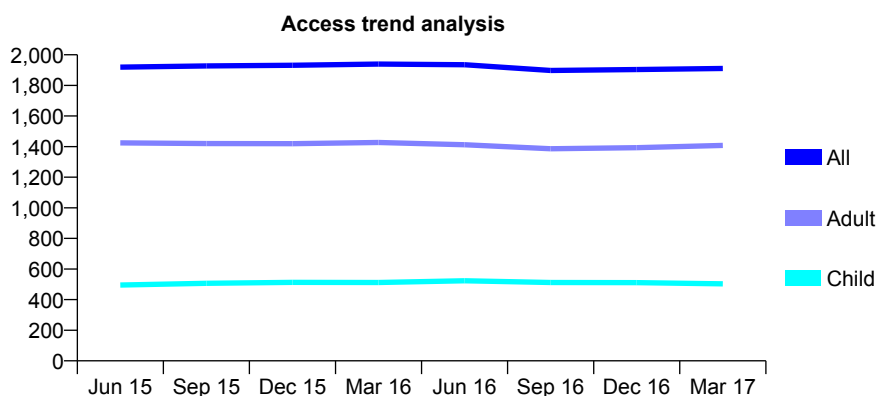
Q52 - Vital Signs At a Glance Contract Report for 145823/0001 - March 2017

Name or company name	Newsome Practice limited
Contract type name	GDS Contract
Purpose of contract	General
Contract start date	07/03/2012
Contract end date	

16/17 Contracted general activity (UDA)	7,162
Carry forward general activity (UDA)	180
16/17 Contracted orthodontic activity (UOA)	0
Carry forward orthodontic activity (UOA)	0
Baseline contract value	£190,143.45

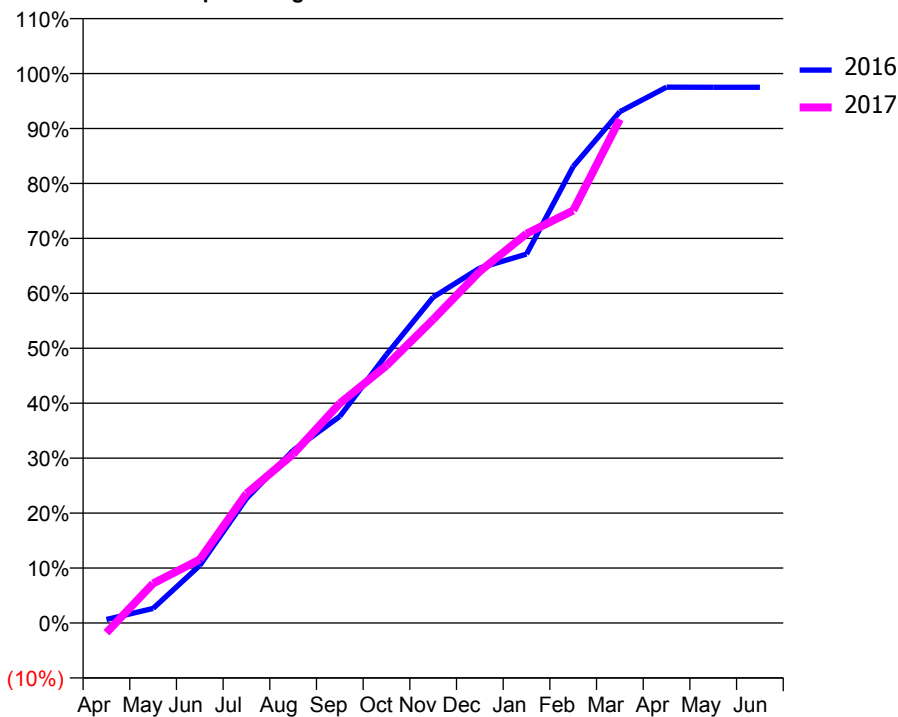
ACCESS*

Patients seen in 24 months	Total	Change since previous quarter
Quarter ending March 2016	1,939	
Quarter ending June 2016	1,935	→
Quarter ending September 2016	1,898	↓
Quarter ending December 2016	1,904	→
Quarter ending March 2017	1,911	→
Variance since March 2016	(1.4%)	↓



ACTIVITY

Cumulative percentage of contracted UDA delivered 2016 & 2017



Month	Adjusted Scheduled Activity (UDA)	
	2016	2017
April	45	-128
May	191	515
June	751	827
July	1,623	1,686
August	2,250	2,202
September	2,693	2,864
October	3,500	3,355
November	4,247	3,956
December	4,628	4,584
January	4,808	5,075
February	5,950	5,377
March	6,665	6,566
April	6,984	
May	6,982	
June	6,982	

QUALITY

	Quantity	Base Number	Contract	AT	Region	England
% of FP17s for the same patient ID Re-attending within 3 months - Children	56	902	6.2%	11.4%	13.3%	12.3%
% of FP17s for the same patient ID Re-attending within 3 months - Adults	353	2,462	14.3%	15.5%	17.3%	16.7%
% of FP17s for the same patient ID Re-attending between 3 & 9 months - Children	640	902	71.0%	59.5%	58.9%	57.6%
% of FP17s for the same patient ID Re-attending between 3 & 9 months - Adults	1,579	2,462	64.1%	54.0%	52.2%	50.1%
% of FP17s for Band 1 Urgent Courses	143	3,220	4.4%	8.8%	9.2%	9.1%
% of FP17s Relating to Free Repair or Replacements	47	3,220	1.5%	0.9%	1.0%	0.8%
% of FP17s Relating to Continuations	29	3,220	0.9%	1.3%	1.4%	1.2%
% of Patients satisfied with the dentistry they have received	3	4	N/A	92.4%	93.1%	92.8%
% of Patients satisfied with the time they had to wait for an appointment	4	4	N/A	87.6%	89.5%	88.7%

* This is based on patients treated on this contract for their most recent course of treatment. Figures in italics indicate the base number of FP17s or Patient Questionnaire responses are less than 100. N/A is shown where the base number of responses is less than 10 during the period. % is calculated as Quantity/Base number*100

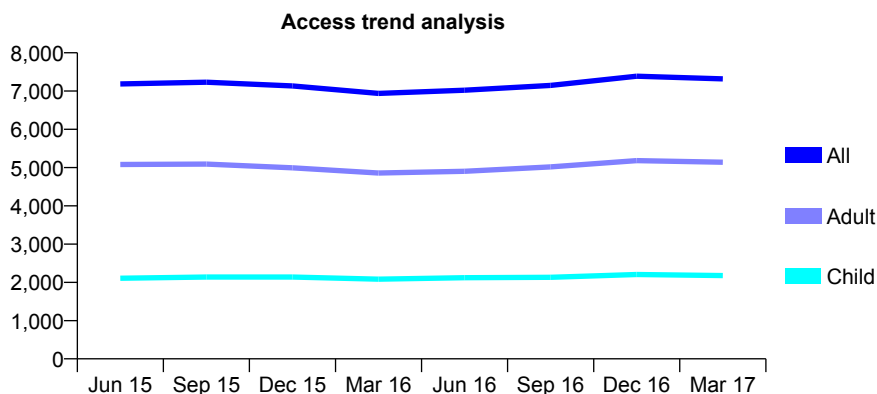
Q52 - Vital Signs At a Glance Contract Report for 148156/0002 - March 2017

Name or company name	Premier Dental Limited
Contract type name	GDS Contract
Purpose of contract	General
Contract start date	01/12/2008
Contract end date	

16/17 Contracted general activity (UDA)	22,574
Carry forward general activity (UDA)	0
16/17 Contracted orthodontic activity (UOA)	0
Carry forward orthodontic activity (UOA)	0
Baseline contract value	£679,301.23

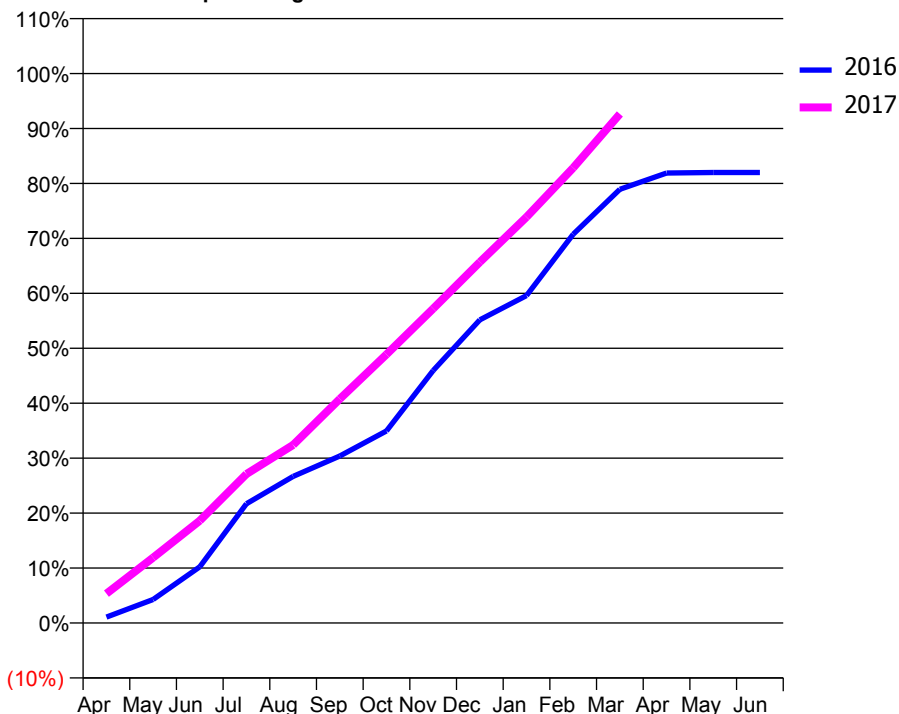
ACCESS*

Patients seen in 24 months	Total	Change since previous quarter
Quarter ending March 2016	6,940	
Quarter ending June 2016	7,023	→
Quarter ending September 2016	7,149	→
Quarter ending December 2016	7,389	↑
Quarter ending March 2017	7,317	→
Variance since March 2016	5.4%	↑



ACTIVITY

Cumulative percentage of contracted UDA delivered 2016 & 2017



Month	Adjusted Scheduled Activity (UDA)	
	2016	2017
April	244	1,208
May	969	2,688
June	2,307	4,206
July	4,900	6,122
August	6,022	7,318
September	6,860	9,203
October	7,890	11,033
November	10,373	12,917
December	12,454	14,828
January	13,451	16,680
February	15,971	18,701
March	17,819	20,915
April	18,484	
May	18,505	
June	18,508	

QUALITY

	Quantity	Base Number	Contract	AT	Region	England
% of FP17s for the same patient ID Re-attending within 3 months - Children	158	2,879	5.5%	11.4%	13.3%	12.3%
% of FP17s for the same patient ID Re-attending within 3 months - Adults	758	6,380	11.9%	15.5%	17.3%	16.7%
% of FP17s for the same patient ID Re-attending between 3 & 9 months - Children	1,421	2,879	49.4%	59.5%	58.9%	57.6%
% of FP17s for the same patient ID Re-attending between 3 & 9 months - Adults	2,867	6,380	44.9%	54.0%	52.2%	50.1%
% of FP17s for Band 1 Urgent Courses	384	8,991	4.3%	8.8%	9.2%	9.1%
% of FP17s Relating to Free Repair or Replacements	51	8,991	0.6%	0.9%	1.0%	0.8%
% of FP17s Relating to Continuations	194	8,991	2.2%	1.3%	1.4%	1.2%
% of Patients satisfied with the dentistry they have received	8	8	N/A	92.4%	93.1%	92.8%
% of Patients satisfied with the time they had to wait for an appointment	7	8	N/A	87.6%	89.5%	88.7%

* This is based on patients treated on this contract for their most recent course of treatment. Figures in italics indicate the base number of FP17s or Patient Questionnaire responses are less than 100. N/A is shown where the base number of responses is less than 10 during the period. % is calculated as Quantity/Base number*100

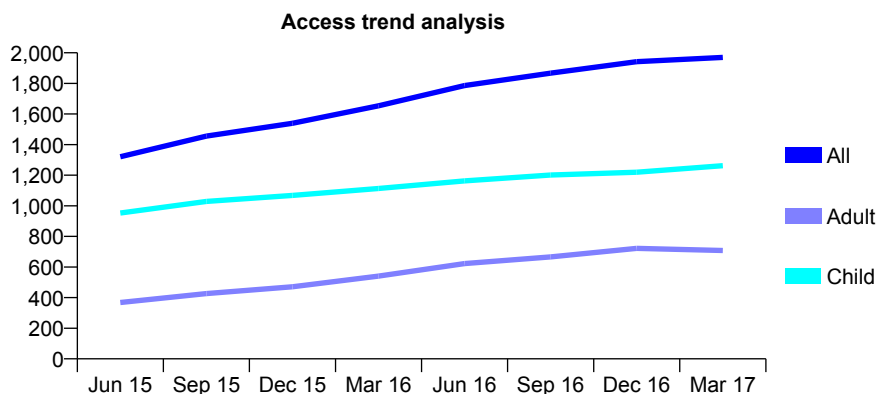
Q52 - Vital Signs At a Glance Contract Report for 149888/0001 - March 2017

Name or company name	CVDC Ltd
Contract type name	GDS Contract
Purpose of contract	General
Contract start date	01/12/2014
Contract end date	

16/17 Contracted general activity (UDA)	5,000
Carry forward general activity (UDA)	0
16/17 Contracted orthodontic activity (UOA)	0
Carry forward orthodontic activity (UOA)	0
Baseline contract value	£116,377.39

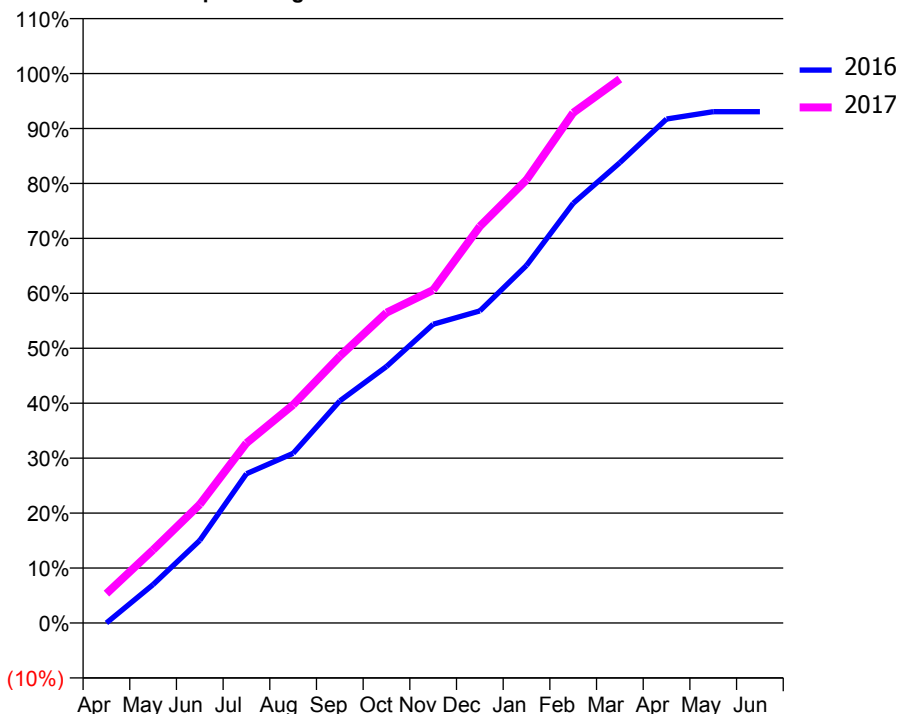
ACCESS*

Patients seen in 24 months	Total	Change since previous quarter
Quarter ending March 2016	1,654	
Quarter ending June 2016	1,786	↑
Quarter ending September 2016	1,867	↑
Quarter ending December 2016	1,942	↑
Quarter ending March 2017	1,970	→
Variance since March 2016	19.1%	↑



ACTIVITY

Cumulative percentage of contracted UDA delivered 2016 & 2017



Month	Adjusted Scheduled Activity (UDA)	
	2016	2017
April	0	268
May	350	666
June	751	1,080
July	1,358	1,637
August	1,544	1,986
September	2,021	2,427
October	2,334	2,824
November	2,719	3,030
December	2,840	3,609
January	3,254	4,033
February	3,819	4,643
March	4,189	4,950
April	4,585	
May	4,652	
June	4,652	

QUALITY

	Quantity	Base Number	Contract	AT	Region	England
% of FP17s for the same patient ID Re-attending within 3 months - Children	130	2,035	6.4%	11.4%	13.3%	12.3%
% of FP17s for the same patient ID Re-attending within 3 months - Adults	138	873	15.8%	15.5%	17.3%	16.7%
% of FP17s for the same patient ID Re-attending between 3 & 9 months - Children	1,238	2,035	60.8%	59.5%	58.9%	57.6%
% of FP17s for the same patient ID Re-attending between 3 & 9 months - Adults	476	873	54.5%	54.0%	52.2%	50.1%
% of FP17s for Band 1 Urgent Courses	87	2,695	3.2%	8.8%	9.2%	9.1%
% of FP17s Relating to Free Repair or Replacements	1	2,695	0.0%	0.9%	1.0%	0.8%
% of FP17s Relating to Continuations	3	2,695	0.1%	1.3%	1.4%	1.2%
% of Patients satisfied with the dentistry they have received	0	0	N/A	92.4%	93.1%	92.8%
% of Patients satisfied with the time they had to wait for an appointment	0	0	N/A	87.6%	89.5%	88.7%

* This is based on patients treated on this contract for their most recent course of treatment. Figures in italics indicate the base number of FP17s or Patient Questionnaire responses are less than 100. N/A is shown where the base number of responses is less than 10 during the period. % is calculated as Quantity/Base number*100

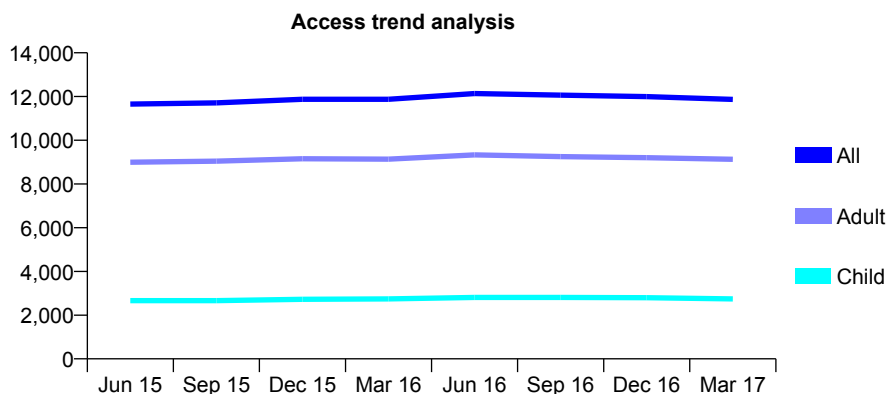
Q52 - Vital Signs At a Glance Contract Report for 151181/0001 - March 2017

Name or company name	Jackro Healthcare Services Ltd
Contract type name	GDS Contract
Purpose of contract	General
Contract start date	01/03/2008
Contract end date	

16/17 Contracted general activity (UDA)	30,000
Carry forward general activity (UDA)	995
16/17 Contracted orthodontic activity (UOA)	0
Carry forward orthodontic activity (UOA)	0
Baseline contract value	£1,010,665.37

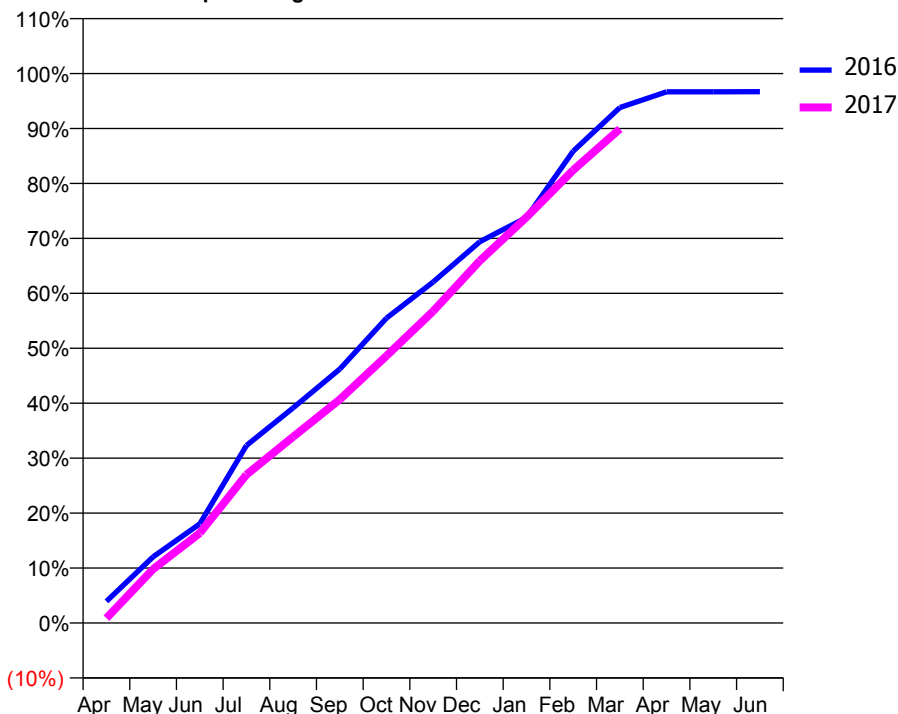
ACCESS*

Patients seen in 24 months	Total	Change since previous quarter
Quarter ending March 2016	11,873	
Quarter ending June 2016	12,138	↑
Quarter ending September 2016	12,061	→
Quarter ending December 2016	11,996	→
Quarter ending March 2017	11,867	↓
Variance since March 2016	(0.1%)	→



ACTIVITY

Cumulative percentage of contracted UDA delivered 2016 & 2017



Month	Adjusted Scheduled Activity (UDA)	
	2016	2017
April	1,185	268
May	3,618	2,947
June	5,413	4,909
July	9,693	8,099
August	11,747	10,165
September	13,868	12,202
October	16,647	14,588
November	18,619	17,021
December	20,817	19,778
January	22,143	22,157
February	25,760	24,726
March	28,142	26,980
April	29,000	
May	29,000	
June	29,005	

QUALITY

	Quantity	Base Number	Contract	AT	Region	England
% of FP17s for the same patient ID Re-attending within 3 months - Children	267	4,034	6.6%	11.4%	13.3%	12.3%
% of FP17s for the same patient ID Re-attending within 3 months - Adults	1,308	11,512	11.4%	15.5%	17.3%	16.7%
% of FP17s for the same patient ID Re-attending between 3 & 9 months - Children	2,207	4,034	54.7%	59.5%	58.9%	57.6%
% of FP17s for the same patient ID Re-attending between 3 & 9 months - Adults	5,455	11,512	47.4%	54.0%	52.2%	50.1%
% of FP17s for Band 1 Urgent Courses	1,041	15,097	6.9%	8.8%	9.2%	9.1%
% of FP17s Relating to Free Repair or Replacements	68	15,097	0.5%	0.9%	1.0%	0.8%
% of FP17s Relating to Continuations	239	15,097	1.6%	1.3%	1.4%	1.2%
% of Patients satisfied with the dentistry they have received	19	21	90.5%	92.4%	93.1%	92.8%
% of Patients satisfied with the time they had to wait for an appointment	18	21	85.7%	87.6%	89.5%	88.7%

* This is based on patients treated on this contract for their most recent course of treatment. Figures in italics indicate the base number of FP17s or Patient Questionnaire responses are less than 100. N/A is shown where the base number of responses is less than 10 during the period. % is calculated as Quantity/Base number*100

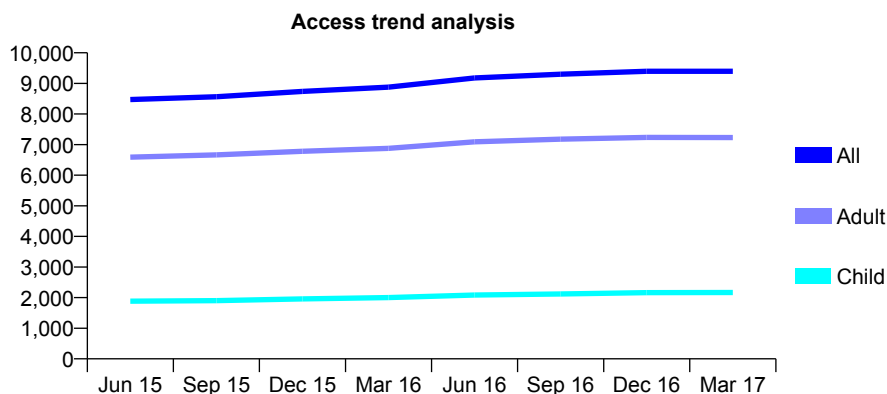
Q52 - Vital Signs At a Glance Contract Report for 151211/0001 - March 2017

Name or company name	Milne, Spencer & Harris Dental Surgeons
Contract type name	GDS Contract
Purpose of contract	General and Orthodontic
Contract start date	01/04/2010
Contract end date	

16/17 Contracted general activity (UDA)	22,000
Carry forward general activity (UDA)	-436
16/17 Contracted orthodontic activity (UOA)	650
Carry forward orthodontic activity (UOA)	0
Baseline contract value	£736,004.06

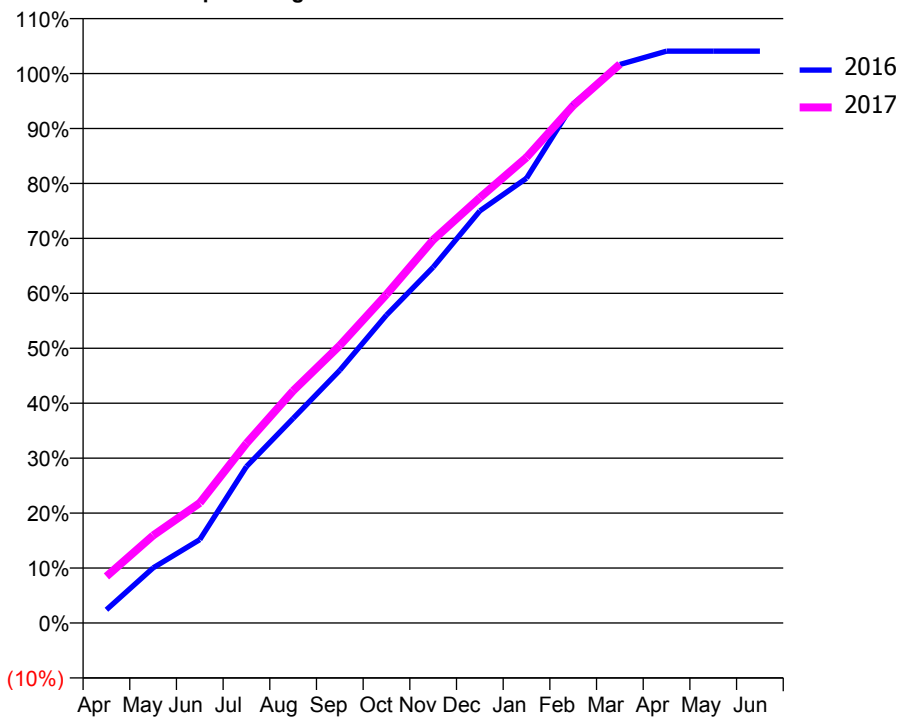
ACCESS*

Patients seen in 24 months	Total	Change since previous quarter
Quarter ending March 2016	8,880	
Quarter ending June 2016	9,179	↑
Quarter ending September 2016	9,299	→
Quarter ending December 2016	9,398	→
Quarter ending March 2017	9,398	→
Variance since March 2016	5.8%	↑



ACTIVITY

Cumulative percentage of contracted UDA delivered 2016 & 2017



Month	Adjusted Scheduled Activity (UDA)	
	2016	2017
April	531	1,867
May	2,210	3,507
June	3,338	4,807
July	6,265	7,194
August	8,193	9,295
September	10,120	11,115
October	12,330	13,155
November	14,246	15,342
December	16,499	17,029
January	17,805	18,640
February	20,780	20,718
March	22,362	22,372
April	22,893	
May	22,897	
June	22,897	

QUALITY

	Quantity	Base Number	Contract	AT	Region	England
% of FP17s for the same patient ID Re-attending within 3 months - Children	310	2,800	11.1%	11.4%	13.3%	12.3%
% of FP17s for the same patient ID Re-attending within 3 months - Adults	1,054	7,906	13.3%	15.5%	17.3%	16.7%
% of FP17s for the same patient ID Re-attending between 3 & 9 months - Children	1,135	2,800	40.5%	59.5%	58.9%	57.6%
% of FP17s for the same patient ID Re-attending between 3 & 9 months - Adults	2,635	7,906	33.3%	54.0%	52.2%	50.1%
% of FP17s for Band 1 Urgent Courses	679	10,334	6.6%	8.8%	9.2%	9.1%
% of FP17s Relating to Free Repair or Replacements	93	10,334	0.9%	0.9%	1.0%	0.8%
% of FP17s Relating to Continuations	300	10,334	2.9%	1.3%	1.4%	1.2%
% of Patients satisfied with the dentistry they have received	12	12	100.0%	92.4%	93.1%	92.8%
% of Patients satisfied with the time they had to wait for an appointment	10	12	83.3%	87.6%	89.5%	88.7%

* This is based on patients treated on this contract for their most recent course of treatment. Figures in italics indicate the base number of FP17s or Patient Questionnaire responses are less than 100. N/A is shown where the base number of responses is less than 10 during the period. % is calculated as Quantity/Base number*100

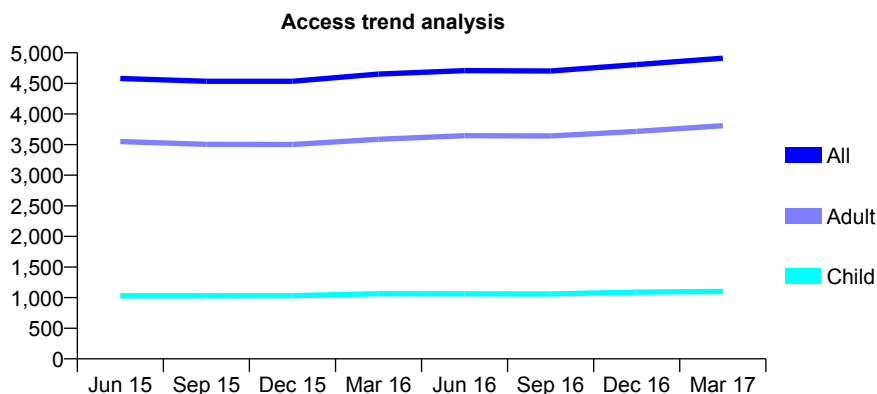
Q52 - Vital Signs At a Glance Contract Report for 151211/0002 - March 2017

Name or company name	Milne, Spencer & Harris Dental Surgeons
Contract type name	GDS Contract
Purpose of contract	General and Orthodontic
Contract start date	01/04/2010
Contract end date	

16/17 Contracted general activity (UDA)	11,795
Carry forward general activity (UDA)	79
16/17 Contracted orthodontic activity (UOA)	441
Carry forward orthodontic activity (UOA)	0
Baseline contract value	£400,256.41

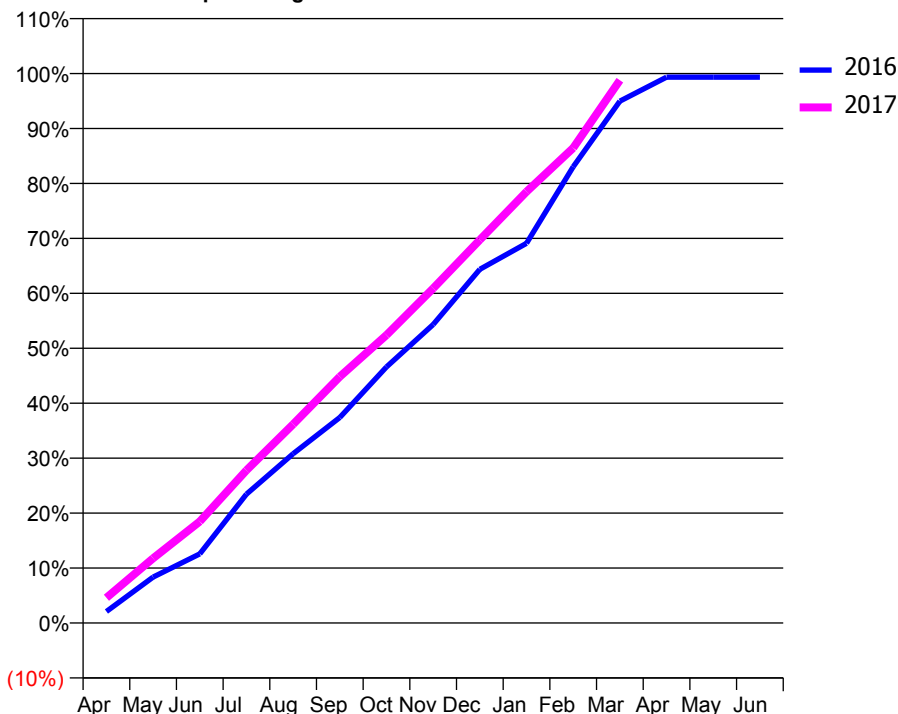
ACCESS*

Patients seen in 24 months	Total	Change since previous quarter
Quarter ending March 2016	4,652	
Quarter ending June 2016	4,710	→
Quarter ending September 2016	4,702	→
Quarter ending December 2016	4,807	↑
Quarter ending March 2017	4,911	↑
Variance since March 2016	5.6%	↑



ACTIVITY

Cumulative percentage of contracted UDA delivered 2016 & 2017



Month	Adjusted Scheduled Activity (UDA)	
	2016	2017
April	249	542
May	987	1,391
June	1,485	2,178
July	2,767	3,279
August	3,635	4,267
September	4,413	5,288
October	5,496	6,181
November	6,409	7,183
December	7,592	8,224
January	8,150	9,259
February	9,794	10,197
March	11,202	11,651
April	11,716	
May	11,716	
June	11,716	

QUALITY

	Quantity	Base Number	Contract	AT	Region	England
% of FP17s for the same patient ID Re-attending within 3 months - Children	265	1,816	14.6%	11.4%	13.3%	12.3%
% of FP17s for the same patient ID Re-attending within 3 months - Adults	519	4,378	11.9%	15.5%	17.3%	16.7%
% of FP17s for the same patient ID Re-attending between 3 & 9 months - Children	825	1,816	45.4%	59.5%	58.9%	57.6%
% of FP17s for the same patient ID Re-attending between 3 & 9 months - Adults	1,250	4,378	28.6%	54.0%	52.2%	50.1%
% of FP17s for Band 1 Urgent Courses	461	5,872	7.9%	8.8%	9.2%	9.1%
% of FP17s Relating to Free Repair or Replacements	74	5,872	1.3%	0.9%	1.0%	0.8%
% of FP17s Relating to Continuations	149	5,872	2.5%	1.3%	1.4%	1.2%
% of Patients satisfied with the dentistry they have received	4	4	N/A	92.4%	93.1%	92.8%
% of Patients satisfied with the time they had to wait for an appointment	4	4	N/A	87.6%	89.5%	88.7%

* This is based on patients treated on this contract for their most recent course of treatment. Figures in italics indicate the base number of FP17s or Patient Questionnaire responses are less than 100. N/A is shown where the base number of responses is less than 10 during the period. % is calculated as Quantity/Base number*100

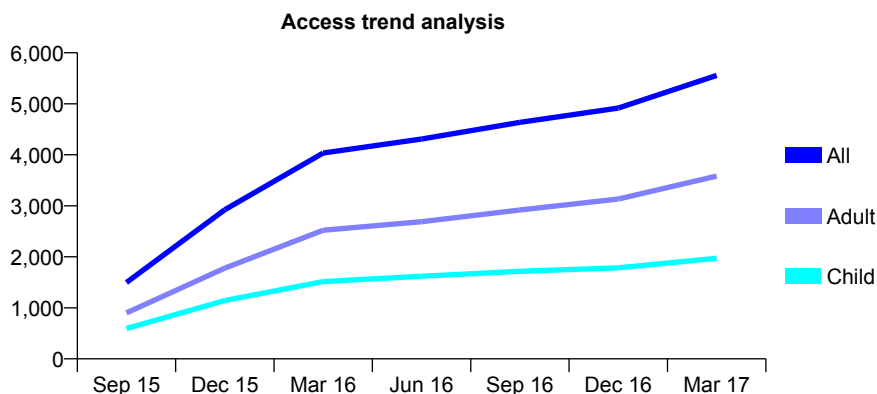
Q52 - Vital Signs At a Glance Contract Report for 151386/0002 - March 2017

Name or company name	The Centre of Advanced Dentistry Yorkshire
Contract type name	GDS Contract
Purpose of contract	General
Contract start date	01/07/2015
Contract end date	

16/17 Contracted general activity (UDA)	21,059
Carry forward general activity (UDA)	0
16/17 Contracted orthodontic activity (UOA)	0
Carry forward orthodontic activity (UOA)	0
Baseline contract value	£489,291.62

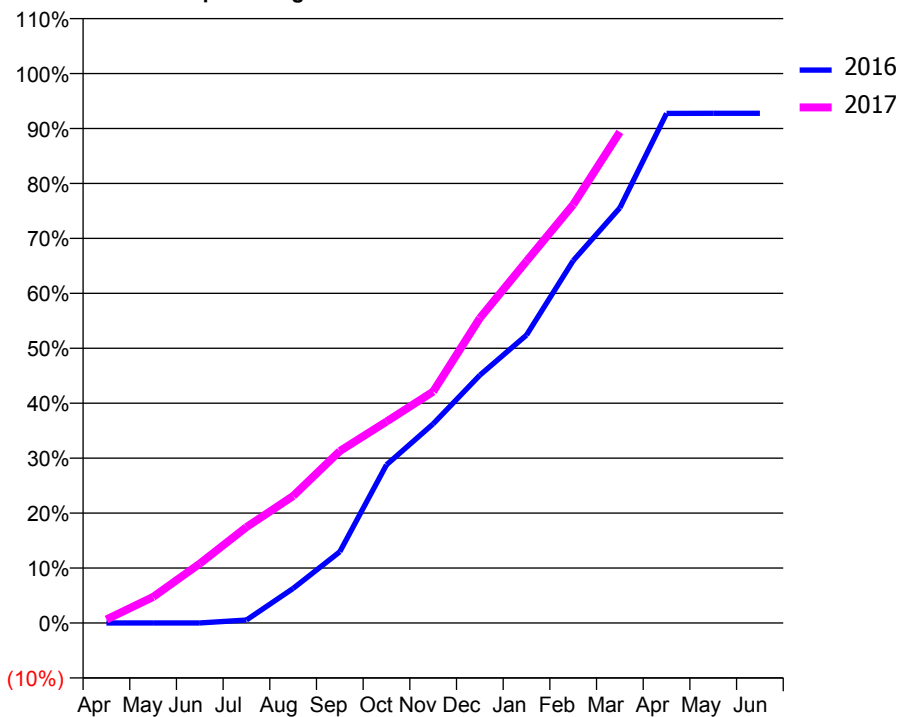
ACCESS*

Patients seen in 24 months	Total	Change since previous quarter
Quarter ending March 2016	4,036	
Quarter ending June 2016	4,309	↑
Quarter ending September 2016	4,636	↑
Quarter ending December 2016	4,917	↑
Quarter ending March 2017	5,556	↑
Variance since March 2016	37.7%	↑



ACTIVITY

Cumulative percentage of contracted UDA delivered 2016 & 2017



Month	Adjusted Scheduled Activity (UDA)	
	2016	2017
April	0	134
May	0	1,001
June	0	2,276
July	85	3,675
August	993	4,868
September	2,050	6,591
October	4,549	7,718
November	5,724	8,869
December	7,124	11,686
January	8,277	13,868
February	10,416	16,035
March	11,935	18,817
April	14,648	
May	14,649	
June	14,649	

QUALITY

	Quantity	Base Number	Contract	AT	Region	England
% of FP17s for the same patient ID Re-attending within 3 months - Children	254	2,780	9.1%	11.4%	13.3%	12.3%
% of FP17s for the same patient ID Re-attending within 3 months - Adults	891	4,996	17.8%	15.5%	17.3%	16.7%
% of FP17s for the same patient ID Re-attending between 3 & 9 months - Children	1,470	2,780	52.9%	59.5%	58.9%	57.6%
% of FP17s for the same patient ID Re-attending between 3 & 9 months - Adults	2,263	4,996	45.3%	54.0%	52.2%	50.1%
% of FP17s for Band 1 Urgent Courses	473	6,876	6.9%	8.8%	9.2%	9.1%
% of FP17s Relating to Free Repair or Replacements	28	6,876	0.4%	0.9%	1.0%	0.8%
% of FP17s Relating to Continuations	33	6,876	0.5%	1.3%	1.4%	1.2%
% of Patients satisfied with the dentistry they have received	5	5	N/A	92.4%	93.1%	92.8%
% of Patients satisfied with the time they had to wait for an appointment	5	5	N/A	87.6%	89.5%	88.7%

* This is based on patients treated on this contract for their most recent course of treatment. Figures in italics indicate the base number of FP17s or Patient Questionnaire responses are less than 100. N/A is shown where the base number of responses is less than 10 during the period. % is calculated as Quantity/Base number*100

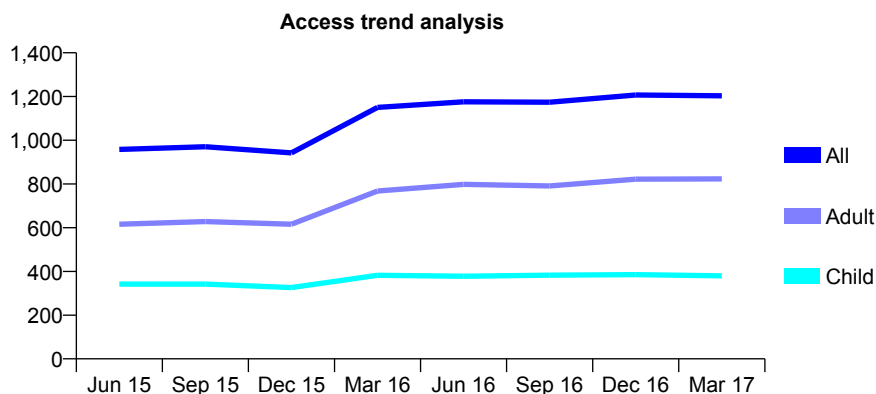
Q52 - Vital Signs At a Glance Contract Report for 151823/0001 - March 2017

Name or company name	Brighthouse Dental Team Ltd
Contract type name	GDS Contract
Purpose of contract	General
Contract start date	26/10/2013
Contract end date	

16/17 Contracted general activity (UDA)	3,400
Carry forward general activity (UDA)	126
16/17 Contracted orthodontic activity (UOA)	0
Carry forward orthodontic activity (UOA)	0
Baseline contract value	£89,942.20

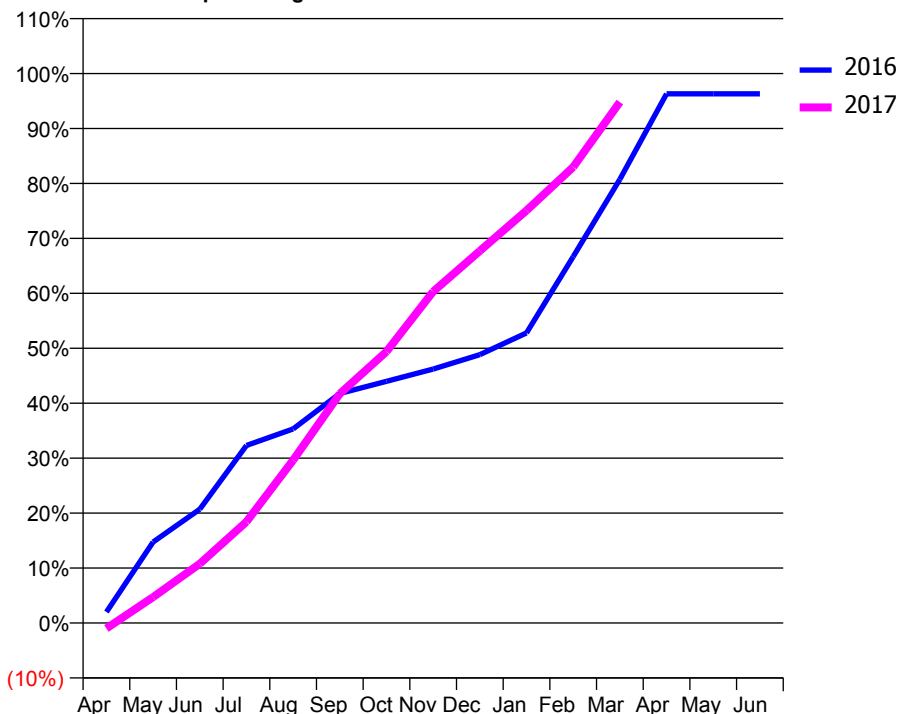
ACCESS*

Patients seen in 24 months	Total	Change since previous quarter
Quarter ending March 2016	1,150	
Quarter ending June 2016	1,176	↑
Quarter ending September 2016	1,174	→
Quarter ending December 2016	1,207	↑
Quarter ending March 2017	1,203	→
Variance since March 2016	4.6%	↑



ACTIVITY

Cumulative percentage of contracted UDA delivered 2016 & 2017



Month	Adjusted Scheduled Activity (UDA)	
	2016	2017
April	68	-34
May	501	161
June	704	367
July	1,099	627
August	1,201	1,008
September	1,420	1,419
October	1,495	1,680
November	1,571	2,051
December	1,660	2,303
January	1,795	2,553
February	2,267	2,822
March	2,746	3,223
April	3,274	
May	3,274	
June	3,274	

QUALITY

	Quantity	Base Number	Contract	AT	Region	England
% of FP17s for the same patient ID Re-attending within 3 months - Children	59	610	9.7%	11.4%	13.3%	12.3%
% of FP17s for the same patient ID Re-attending within 3 months - Adults	299	1,390	21.5%	15.5%	17.3%	16.7%
% of FP17s for the same patient ID Re-attending between 3 & 9 months - Children	395	610	64.8%	59.5%	58.9%	57.6%
% of FP17s for the same patient ID Re-attending between 3 & 9 months - Adults	731	1,390	52.6%	54.0%	52.2%	50.1%
% of FP17s for Band 1 Urgent Courses	157	1,851	8.5%	8.8%	9.2%	9.1%
% of FP17s Relating to Free Repair or Replacements	47	1,851	2.5%	0.9%	1.0%	0.8%
% of FP17s Relating to Continuations	9	1,851	0.5%	1.3%	1.4%	1.2%
% of Patients satisfied with the dentistry they have received	2	2	N/A	92.4%	93.1%	92.8%
% of Patients satisfied with the time they had to wait for an appointment	1	2	N/A	87.6%	89.5%	88.7%

* This is based on patients treated on this contract for their most recent course of treatment. Figures in italics indicate the base number of FP17s or Patient Questionnaire responses are less than 100. N/A is shown where the base number of responses is less than 10 during the period. % is calculated as Quantity/Base number*100

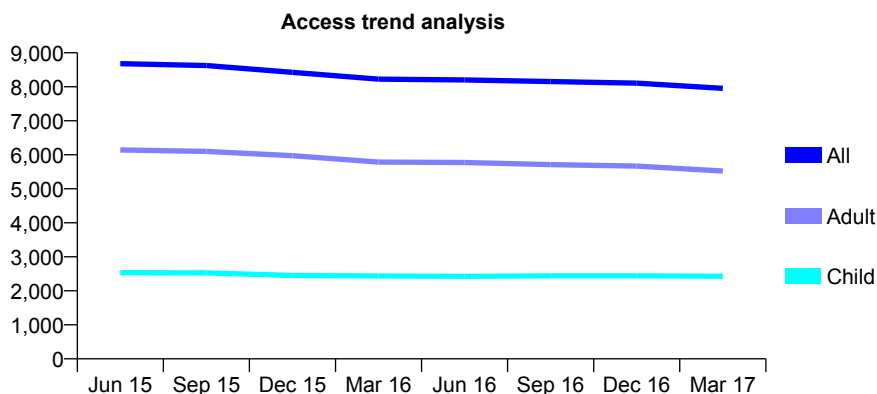
Q52 - Vital Signs At a Glance Contract Report for 154520/0001 - March 2017

Name or company name	K S Hunjan Associates Limited
Contract type name	GDS Contract
Purpose of contract	General
Contract start date	01/04/2010
Contract end date	

16/17 Contracted general activity (UDA)	25,000
Carry forward general activity (UDA)	-500
16/17 Contracted orthodontic activity (UOA)	0
Carry forward orthodontic activity (UOA)	0
Baseline contract value	£785,341.29

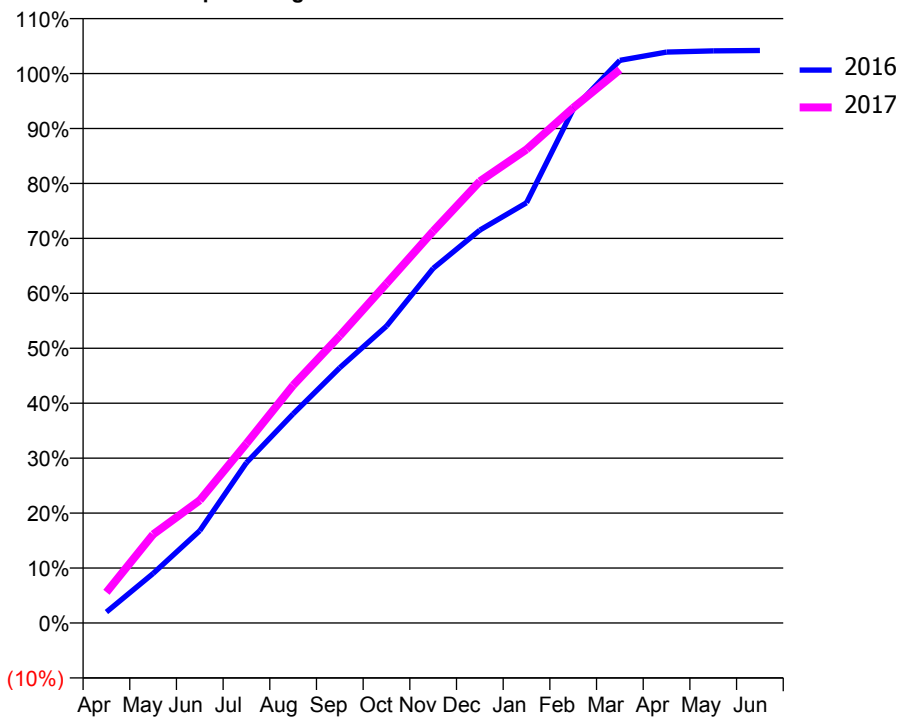
ACCESS*

Patients seen in 24 months	Total	Change since previous quarter
Quarter ending March 2016	8,225	
Quarter ending June 2016	8,203	→
Quarter ending September 2016	8,153	→
Quarter ending December 2016	8,109	→
Quarter ending March 2017	7,953	↓
Variance since March 2016	(3.3%)	↓



ACTIVITY

Cumulative percentage of contracted UDA delivered 2016 & 2017



Month	Adjusted Scheduled Activity (UDA)	
	2016	2017
April	500	1,400
May	2,254	4,030
June	4,201	5,584
July	7,293	8,171
August	9,518	10,812
September	11,614	13,070
October	13,507	15,441
November	16,136	17,829
December	17,876	20,098
January	19,120	21,545
February	23,370	23,436
March	25,601	25,175
April	25,974	
May	26,030	
June	26,048	

QUALITY

	Quantity	Base Number	Contract	AT	Region	England
% of FP17s for the same patient ID Re-attending within 3 months - Children	293	3,791	7.7%	11.4%	13.3%	12.3%
% of FP17s for the same patient ID Re-attending within 3 months - Adults	1,437	8,576	16.8%	15.5%	17.3%	16.7%
% of FP17s for the same patient ID Re-attending between 3 & 9 months - Children	2,504	3,791	66.1%	59.5%	58.9%	57.6%
% of FP17s for the same patient ID Re-attending between 3 & 9 months - Adults	5,173	8,576	60.3%	54.0%	52.2%	50.1%
% of FP17s for Band 1 Urgent Courses	1,115	11,719	9.5%	8.8%	9.2%	9.1%
% of FP17s Relating to Free Repair or Replacements	163	11,719	1.4%	0.9%	1.0%	0.8%
% of FP17s Relating to Continuations	78	11,719	0.7%	1.3%	1.4%	1.2%
% of Patients satisfied with the dentistry they have received	19	19	100.0%	92.4%	93.1%	92.8%
% of Patients satisfied with the time they had to wait for an appointment	17	19	89.5%	87.6%	89.5%	88.7%

* This is based on patients treated on this contract for their most recent course of treatment. Figures in italics indicate the base number of FP17s or Patient Questionnaire responses are less than 100. N/A is shown where the base number of responses is less than 10 during the period. % is calculated as Quantity/Base number*100

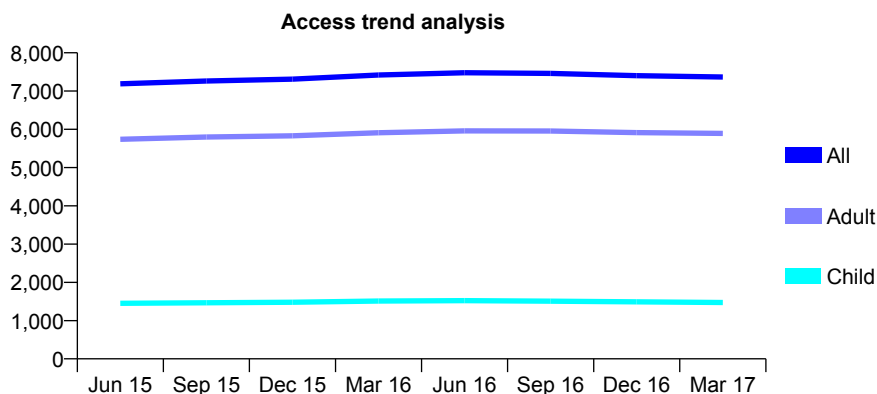
Q52 - Vital Signs At a Glance Contract Report for 154660/0001 - March 2017

Name or company name	Northgate Practice Limited
Contract type name	GDS Contract
Purpose of contract	General
Contract start date	01/06/2011
Contract end date	

16/17 Contracted general activity (UDA)	20,000
Carry forward general activity (UDA)	58
16/17 Contracted orthodontic activity (UOA)	0
Carry forward orthodontic activity (UOA)	0
Baseline contract value	£763,395.78

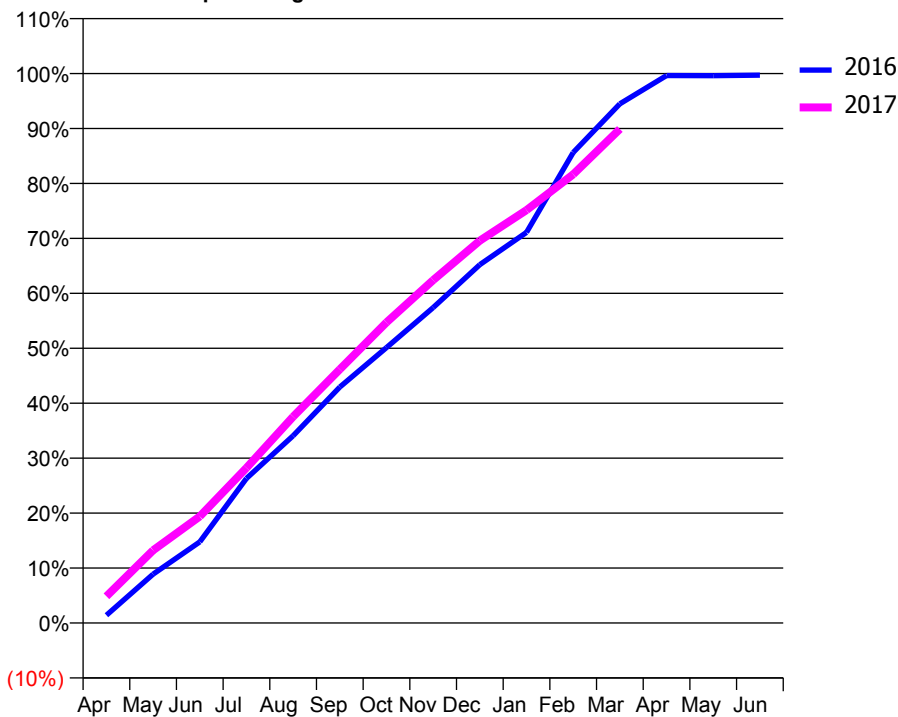
ACCESS*

Patients seen in 24 months	Total	Change since previous quarter
Quarter ending March 2016	7,420	
Quarter ending June 2016	7,479	→
Quarter ending September 2016	7,463	→
Quarter ending December 2016	7,402	→
Quarter ending March 2017	7,366	→
Variance since March 2016	(0.7%)	→



ACTIVITY

Cumulative percentage of contracted UDA delivered 2016 & 2017



Month	Adjusted Scheduled Activity (UDA)	
	2016	2017
April	285	975
May	1,778	2,647
June	2,953	3,881
July	5,262	5,648
August	6,818	7,510
September	8,590	9,232
October	10,026	10,940
November	11,478	12,480
December	13,045	13,917
January	14,217	15,028
February	17,125	16,327
March	18,898	17,980
April	19,924	
May	19,923	
June	19,942	

QUALITY

	Quantity	Base Number	Contract	AT	Region	England
% of FP17s for the same patient ID Re-attending within 3 months - Children	169	2,260	7.5%	11.4%	13.3%	12.3%
% of FP17s for the same patient ID Re-attending within 3 months - Adults	1,074	8,560	12.5%	15.5%	17.3%	16.7%
% of FP17s for the same patient ID Re-attending between 3 & 9 months - Children	1,502	2,260	66.5%	59.5%	58.9%	57.6%
% of FP17s for the same patient ID Re-attending between 3 & 9 months - Adults	5,365	8,560	62.7%	54.0%	52.2%	50.1%
% of FP17s for Band 1 Urgent Courses	596	10,265	5.8%	8.8%	9.2%	9.1%
% of FP17s Relating to Free Repair or Replacements	144	10,265	1.4%	0.9%	1.0%	0.8%
% of FP17s Relating to Continuations	165	10,265	1.6%	1.3%	1.4%	1.2%
% of Patients satisfied with the dentistry they have received	11	12	91.7%	92.4%	93.1%	92.8%
% of Patients satisfied with the time they had to wait for an appointment	12	12	100.0%	87.6%	89.5%	88.7%

* This is based on patients treated on this contract for their most recent course of treatment. Figures in italics indicate the base number of FP17s or Patient Questionnaire responses are less than 100. N/A is shown where the base number of responses is less than 10 during the period. % is calculated as Quantity/Base number*100

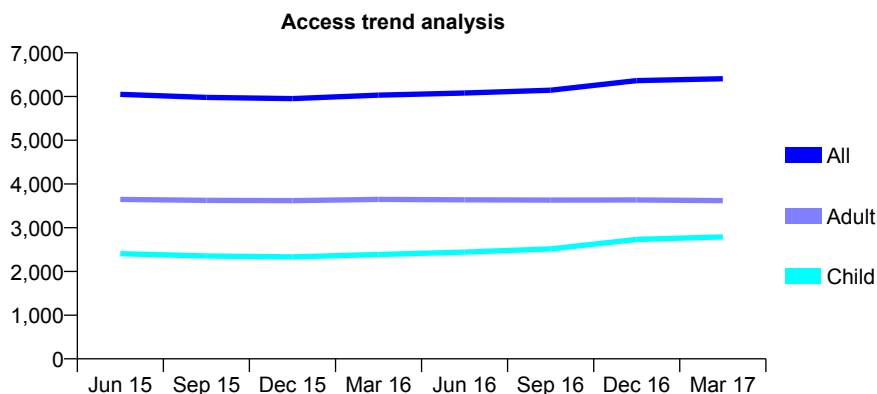
Q52 - Vital Signs At a Glance Contract Report for 156809/0001 - March 2017

Name or company name	Thornhill Dental Surgery Ltd
Contract type name	GDS Contract
Purpose of contract	General
Contract start date	01/10/2012
Contract end date	

16/17 Contracted general activity (UDA)	20,625
Carry forward general activity (UDA)	-246
16/17 Contracted orthodontic activity (UOA)	0
Carry forward orthodontic activity (UOA)	0
Baseline contract value	£726,975.69

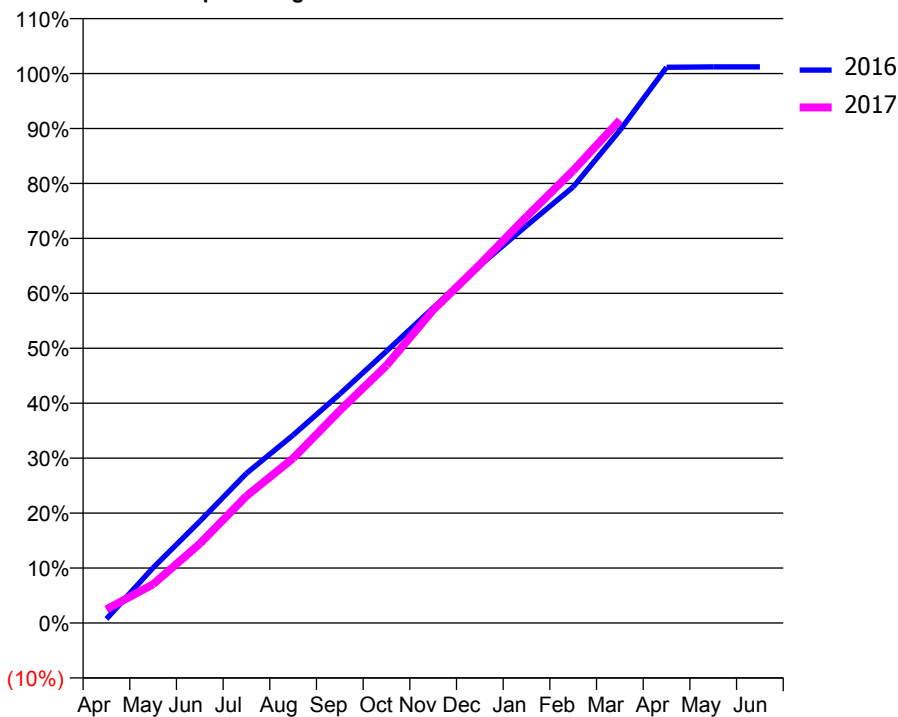
ACCESS*

Patients seen in 24 months	Total	Change since previous quarter
Quarter ending March 2016	6,032	
Quarter ending June 2016	6,079	→
Quarter ending September 2016	6,145	→
Quarter ending December 2016	6,365	↑
Quarter ending March 2017	6,406	→
Variance since March 2016	6.2%	↑



ACTIVITY

Cumulative percentage of contracted UDA delivered 2016 & 2017



Month	Adjusted Scheduled Activity (UDA)	
	2016	2017
April	152	515
May	2,075	1,455
June	3,816	2,973
July	5,617	4,766
August	7,053	6,184
September	8,596	7,978
October	10,205	9,665
November	11,831	11,752
December	13,420	13,455
January	14,913	15,252
February	16,370	16,985
March	18,489	18,876
April	20,858	
May	20,873	
June	20,871	

QUALITY

	Quantity	Base Number	Contract	AT	Region	England
% of FP17s for the same patient ID Re-attending within 3 months - Children	605	6,009	10.1%	11.4%	13.3%	12.3%
% of FP17s for the same patient ID Re-attending within 3 months - Adults	537	5,293	10.1%	15.5%	17.3%	16.7%
% of FP17s for the same patient ID Re-attending between 3 & 9 months - Children	3,961	6,009	65.9%	59.5%	58.9%	57.6%
% of FP17s for the same patient ID Re-attending between 3 & 9 months - Adults	3,355	5,293	63.4%	54.0%	52.2%	50.1%
% of FP17s for Band 1 Urgent Courses	429	10,055	4.3%	8.8%	9.2%	9.1%
% of FP17s Relating to Free Repair or Replacements	88	10,055	0.9%	0.9%	1.0%	0.8%
% of FP17s Relating to Continuations	41	10,055	0.4%	1.3%	1.4%	1.2%
% of Patients satisfied with the dentistry they have received	38	39	97.4%	92.4%	93.1%	92.8%
% of Patients satisfied with the time they had to wait for an appointment	37	39	94.9%	87.6%	89.5%	88.7%

* This is based on patients treated on this contract for their most recent course of treatment. Figures in italics indicate the base number of FP17s or Patient Questionnaire responses are less than 100. N/A is shown where the base number of responses is less than 10 during the period. % is calculated as Quantity/Base number*100

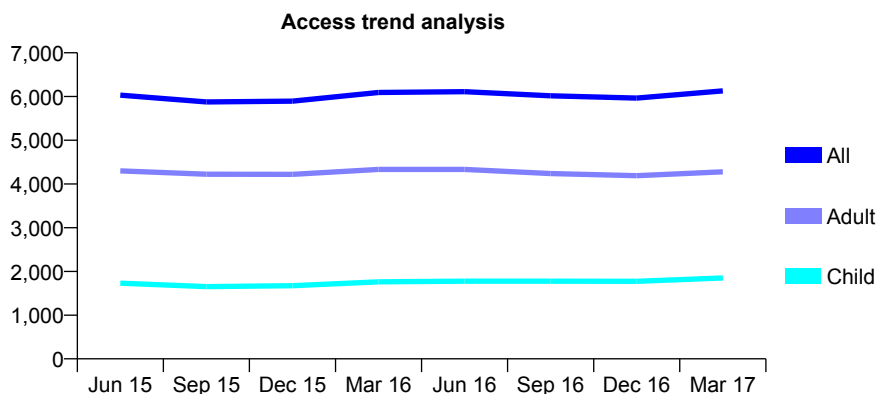
Q52 - Vital Signs At a Glance Contract Report for 158267/0001 - March 2017

Name or company name	WALRUS DENTAL CARE LTD
Contract type name	GDS Contract
Purpose of contract	General
Contract start date	01/10/2009
Contract end date	

16/17 Contracted general activity (UDA)	21,540
Carry forward general activity (UDA)	466
16/17 Contracted orthodontic activity (UOA)	0
Carry forward orthodontic activity (UOA)	0
Baseline contract value	£607,524.80

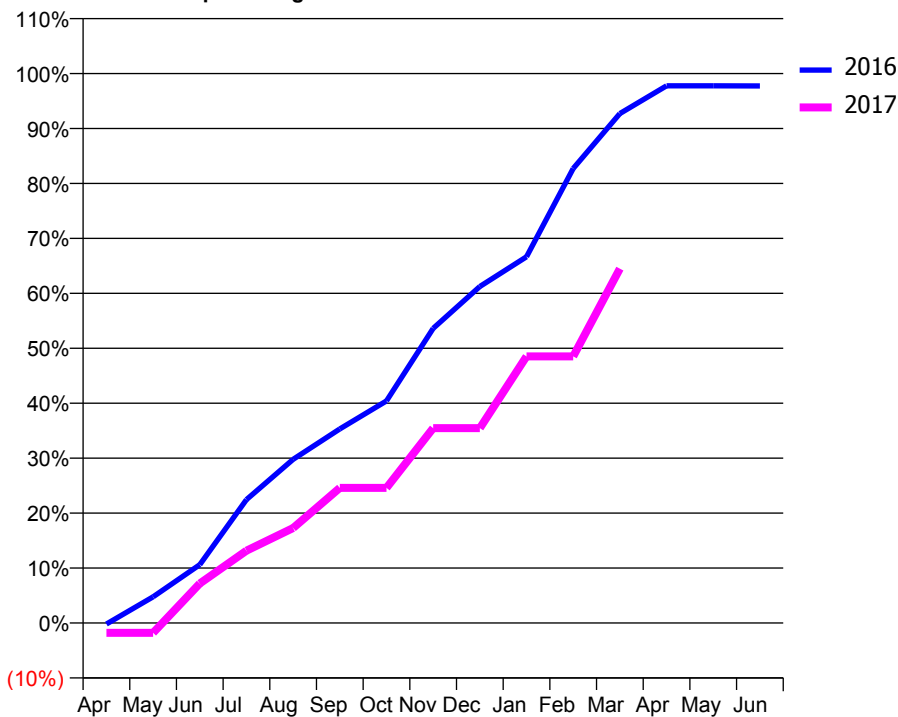
ACCESS*

Patients seen in 24 months	Total	Change since previous quarter
Quarter ending March 2016	6,093	
Quarter ending June 2016	6,111	→
Quarter ending September 2016	6,015	↓
Quarter ending December 2016	5,963	→
Quarter ending March 2017	6,129	↑
Variance since March 2016	0.6%	→



ACTIVITY

Cumulative percentage of contracted UDA delivered 2016 & 2017



Month	Adjusted Scheduled Activity (UDA)	
	2016	2017
April	-42	-389
May	977	-389
June	2,181	1,550
July	4,609	2,833
August	6,117	3,722
September	7,252	5,296
October	8,296	5,296
November	11,004	7,640
December	12,572	7,640
January	13,679	10,451
February	16,977	10,451
March	19,029	13,894
April	20,066	
May	20,066	
June	20,061	

QUALITY

	Quantity	Base Number	Contract	AT	Region	England
% of FP17s for the same patient ID Re-attending within 3 months - Children	156	2,023	7.7%	11.4%	13.3%	12.3%
% of FP17s for the same patient ID Re-attending within 3 months - Adults	591	4,367	13.5%	15.5%	17.3%	16.7%
% of FP17s for the same patient ID Re-attending between 3 & 9 months - Children	1,128	2,023	55.8%	59.5%	58.9%	57.6%
% of FP17s for the same patient ID Re-attending between 3 & 9 months - Adults	2,361	4,367	54.1%	54.0%	52.2%	50.1%
% of FP17s for Band 1 Urgent Courses	558	5,837	9.6%	8.8%	9.2%	9.1%
% of FP17s Relating to Free Repair or Replacements	28	5,837	0.5%	0.9%	1.0%	0.8%
% of FP17s Relating to Continuations	11	5,837	0.2%	1.3%	1.4%	1.2%
% of Patients satisfied with the dentistry they have received	3	3	N/A	92.4%	93.1%	92.8%
% of Patients satisfied with the time they had to wait for an appointment	3	3	N/A	87.6%	89.5%	88.7%

* This is based on patients treated on this contract for their most recent course of treatment. Figures in italics indicate the base number of FP17s or Patient Questionnaire responses are less than 100. N/A is shown where the base number of responses is less than 10 during the period. % is calculated as Quantity/Base number*100

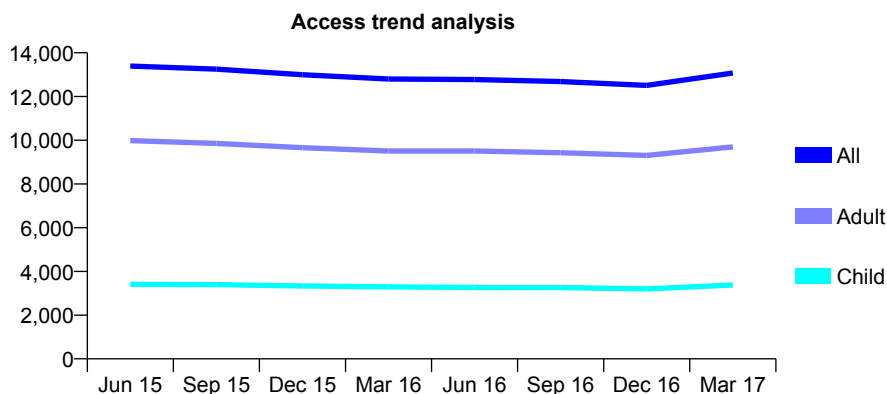
Q52 - Vital Signs At a Glance Contract Report for 159492/0001 - March 2017

Name or company name	James Taylor & Partners Ltd
Contract type name	GDS Contract
Purpose of contract	General
Contract start date	01/11/2010
Contract end date	

16/17 Contracted general activity (UDA)	42,343
Carry forward general activity (UDA)	1,463
16/17 Contracted orthodontic activity (UOA)	0
Carry forward orthodontic activity (UOA)	0
Baseline contract value	£1,135,084.06

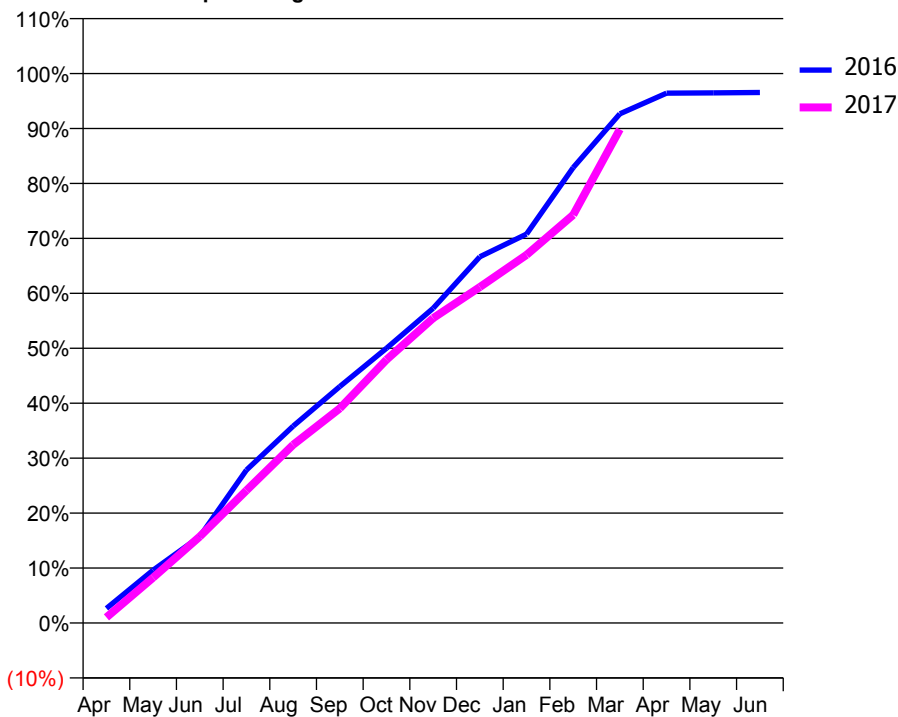
ACCESS*

Patients seen in 24 months	Total	Change since previous quarter
Quarter ending March 2016	12,802	
Quarter ending June 2016	12,778	→
Quarter ending September 2016	12,685	→
Quarter ending December 2016	12,507	↓
Quarter ending March 2017	13,074	↑
Variance since March 2016	2.1%	↑



ACTIVITY

Cumulative percentage of contracted UDA delivered 2016 & 2017



Month	Adjusted Scheduled Activity (UDA)	
	2016	2017
April	1,129	433
May	4,070	3,503
June	6,666	6,660
July	11,789	10,222
August	15,168	13,734
September	18,228	16,535
October	21,169	20,284
November	24,255	23,498
December	28,217	25,886
January	29,965	28,364
February	35,100	31,447
March	39,234	38,044
April	40,833	
May	40,853	
June	40,880	

QUALITY

	Quantity	Base Number	Contract	AT	Region	England
% of FP17s for the same patient ID Re-attending within 3 months - Children	469	5,421	8.7%	11.4%	13.3%	12.3%
% of FP17s for the same patient ID Re-attending within 3 months - Adults	1,694	14,239	11.9%	15.5%	17.3%	16.7%
% of FP17s for the same patient ID Re-attending between 3 & 9 months - Children	3,535	5,421	65.2%	59.5%	58.9%	57.6%
% of FP17s for the same patient ID Re-attending between 3 & 9 months - Adults	8,943	14,239	62.8%	54.0%	52.2%	50.1%
% of FP17s for Band 1 Urgent Courses	1,007	18,880	5.3%	8.8%	9.2%	9.1%
% of FP17s Relating to Free Repair or Replacements	78	18,880	0.4%	0.9%	1.0%	0.8%
% of FP17s Relating to Continuations	117	18,880	0.6%	1.3%	1.4%	1.2%
% of Patients satisfied with the dentistry they have received	14	17	82.4%	92.4%	93.1%	92.8%
% of Patients satisfied with the time they had to wait for an appointment	12	17	70.6%	87.6%	89.5%	88.7%

* This is based on patients treated on this contract for their most recent course of treatment. Figures in italics indicate the base number of FP17s or Patient Questionnaire responses are less than 100. N/A is shown where the base number of responses is less than 10 during the period. % is calculated as Quantity/Base number*100

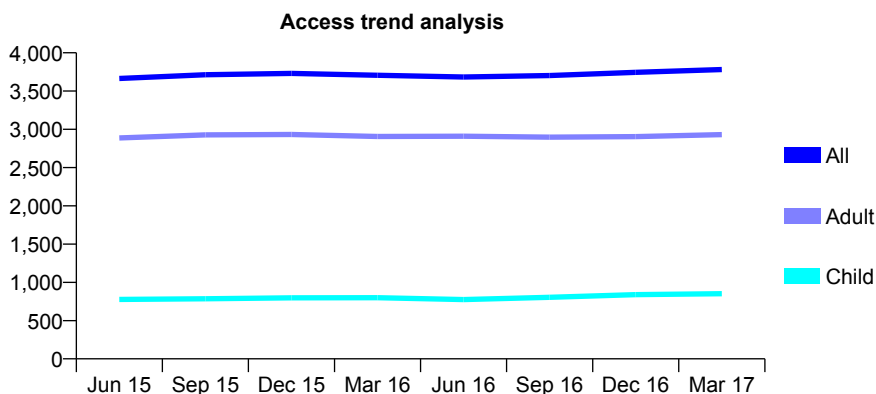
Q52 - Vital Signs At a Glance Contract Report for 159778/0001 - March 2017

Name or company name	Yorkshire Smiles Limited
Contract type name	GDS Contract
Purpose of contract	General
Contract start date	01/07/2012
Contract end date	

16/17 Contracted general activity (UDA)	16,750
Carry forward general activity (UDA)	-165
16/17 Contracted orthodontic activity (UOA)	0
Carry forward orthodontic activity (UOA)	0
Baseline contract value	£474,872.89

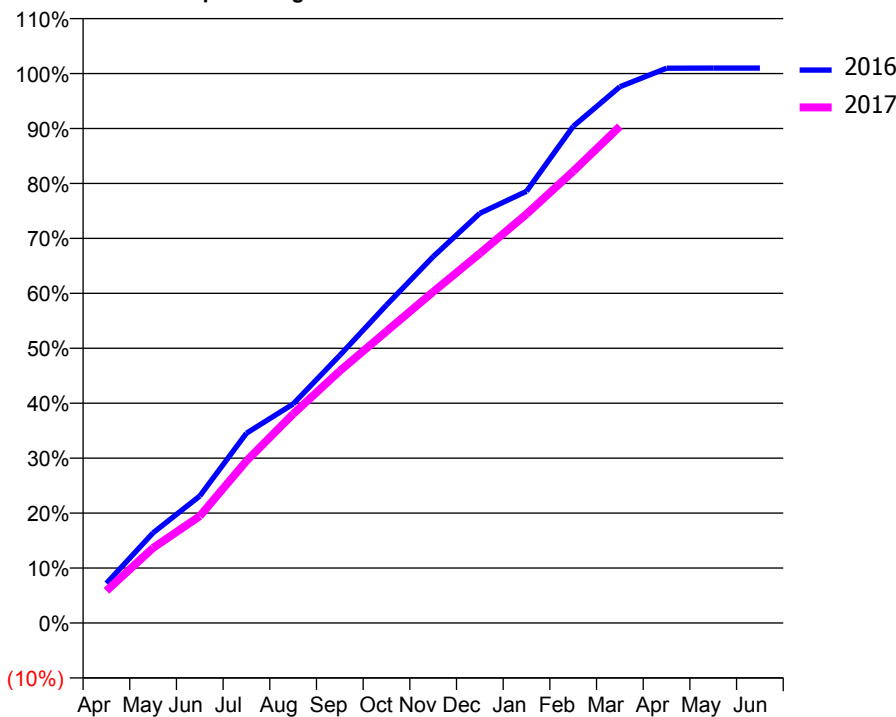
ACCESS*

Patients seen in 24 months	Total	Change since previous quarter
Quarter ending March 2016	3,706	
Quarter ending June 2016	3,683	→
Quarter ending September 2016	3,702	→
Quarter ending December 2016	3,744	→
Quarter ending March 2017	3,782	→
Variance since March 2016	2.1%	↑



ACTIVITY

Cumulative percentage of contracted UDA delivered 2016 & 2017



Month	Adjusted Scheduled Activity (UDA)	
	2016	2017
April	1,208	981
May	2,750	2,292
June	3,871	3,258
July	5,787	4,942
August	6,676	6,371
September	8,161	7,684
October	9,691	8,890
November	11,166	10,095
December	12,488	11,264
January	13,160	12,464
February	15,140	13,769
March	16,345	15,139
April	16,911	
May	16,915	
June	16,915	

QUALITY

	Quantity	Base Number	Contract	AT	Region	England
% of FP17s for the same patient ID Re-attending within 3 months - Children	134	1,261	10.6%	11.4%	13.3%	12.3%
% of FP17s for the same patient ID Re-attending within 3 months - Adults	881	4,841	18.2%	15.5%	17.3%	16.7%
% of FP17s for the same patient ID Re-attending between 3 & 9 months - Children	694	1,261	55.0%	59.5%	58.9%	57.6%
% of FP17s for the same patient ID Re-attending between 3 & 9 months - Adults	2,879	4,841	59.5%	54.0%	52.2%	50.1%
% of FP17s for Band 1 Urgent Courses	311	5,868	5.3%	8.8%	9.2%	9.1%
% of FP17s Relating to Free Repair or Replacements	49	5,868	0.8%	0.9%	1.0%	0.8%
% of FP17s Relating to Continuations	268	5,868	4.6%	1.3%	1.4%	1.2%
% of Patients satisfied with the dentistry they have received	8	9	N/A	92.4%	93.1%	92.8%
% of Patients satisfied with the time they had to wait for an appointment	9	9	N/A	87.6%	89.5%	88.7%

* This is based on patients treated on this contract for their most recent course of treatment. Figures in italics indicate the base number of FP17s or Patient Questionnaire responses are less than 100. N/A is shown where the base number of responses is less than 10 during the period. % is calculated as Quantity/Base number*100

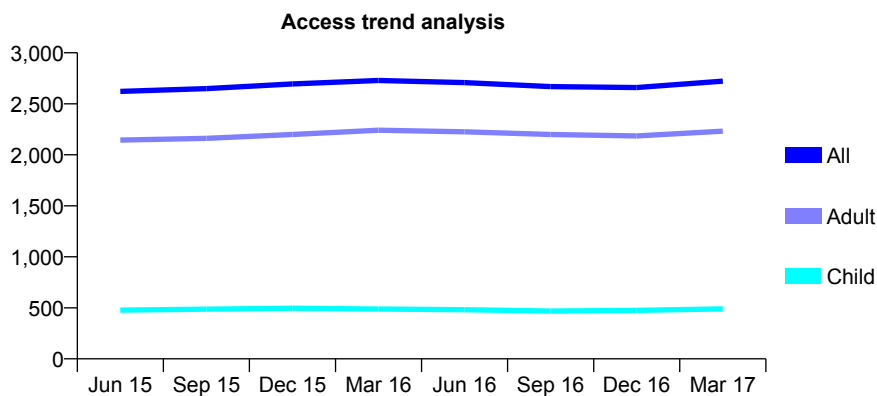
Q52 - Vital Signs At a Glance Contract Report for 160962/0001 - March 2017

Name or company name	Chris Anderson Dental Surgeon Limited
Contract type name	GDS Contract
Purpose of contract	General
Contract start date	01/05/2012
Contract end date	

16/17 Contracted general activity (UDA)	5,910
Carry forward general activity (UDA)	-79
16/17 Contracted orthodontic activity (UOA)	0
Carry forward orthodontic activity (UOA)	0
Baseline contract value	£174,255.39

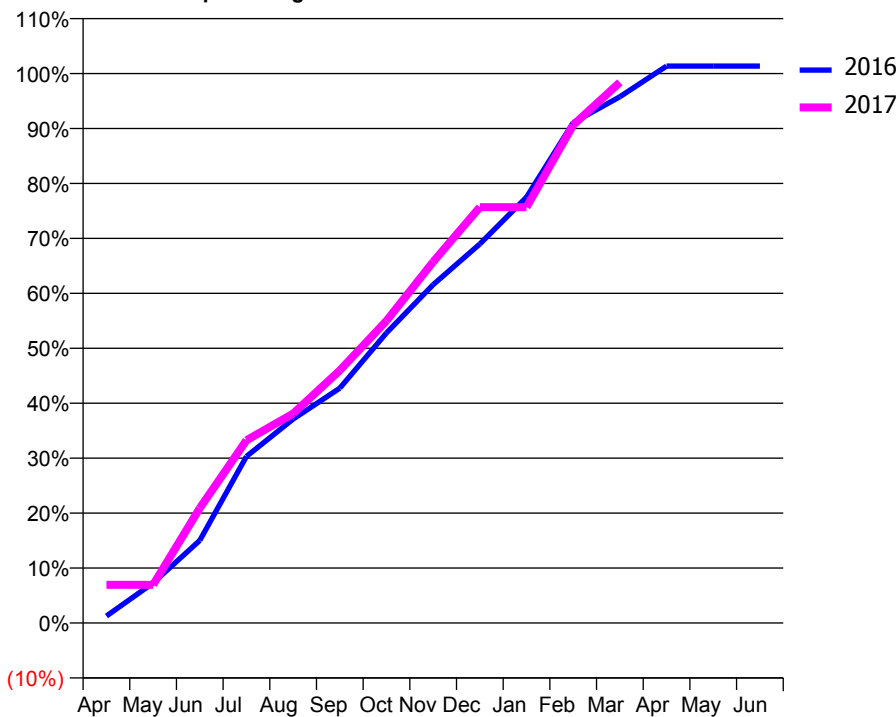
ACCESS*

Patients seen in 24 months	Total	Change since previous quarter
Quarter ending March 2016	2,729	
Quarter ending June 2016	2,708	→
Quarter ending September 2016	2,668	↓
Quarter ending December 2016	2,660	→
Quarter ending March 2017	2,722	↑
Variance since March 2016	(0.3%)	→



ACTIVITY

Cumulative percentage of contracted UDA delivered 2016 & 2017



Month	Adjusted Scheduled Activity (UDA)	
	2016	2017
April	76	412
May	431	412
June	889	1,235
July	1,792	1,966
August	2,194	2,253
September	2,526	2,718
October	3,120	3,250
November	3,640	3,884
December	4,076	4,472
January	4,580	4,472
February	5,381	5,355
March	5,660	5,815
April	5,989	
May	5,989	
June	5,989	

QUALITY

	Quantity	Base Number	Contract	AT	Region	England
% of FP17s for the same patient ID Re-attending within 3 months - Children	22	668	3.3%	11.4%	13.3%	12.3%
% of FP17s for the same patient ID Re-attending within 3 months - Adults	282	3,055	9.2%	15.5%	17.3%	16.7%
% of FP17s for the same patient ID Re-attending between 3 & 9 months - Children	358	668	53.6%	59.5%	58.9%	57.6%
% of FP17s for the same patient ID Re-attending between 3 & 9 months - Adults	1,756	3,055	57.5%	54.0%	52.2%	50.1%
% of FP17s for Band 1 Urgent Courses	129	2,828	4.6%	8.8%	9.2%	9.1%
% of FP17s Relating to Free Repair or Replacements	12	2,828	0.4%	0.9%	1.0%	0.8%
% of FP17s Relating to Continuations	19	2,828	0.7%	1.3%	1.4%	1.2%
% of Patients satisfied with the dentistry they have received	4	4	N/A	92.4%	93.1%	92.8%
% of Patients satisfied with the time they had to wait for an appointment	4	4	N/A	87.6%	89.5%	88.7%

* This is based on patients treated on this contract for their most recent course of treatment. Figures in italics indicate the base number of FP17s or Patient Questionnaire responses are less than 100. N/A is shown where the base number of responses is less than 10 during the period. % is calculated as Quantity/Base number*100

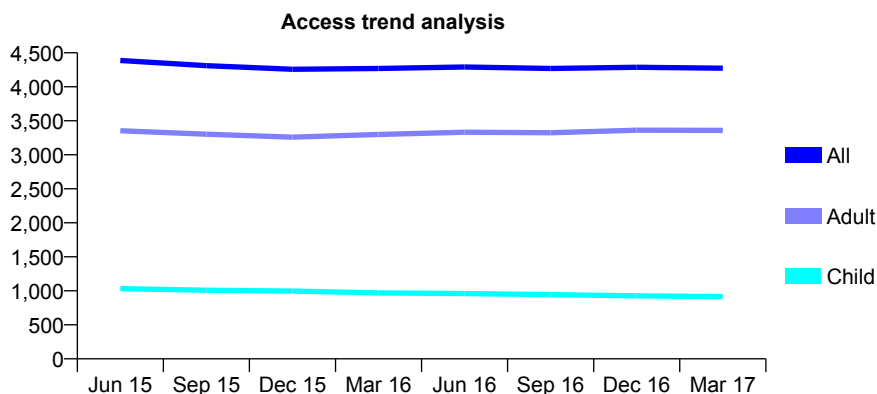
Q52 - Vital Signs At a Glance Contract Report for 161071/0001 - March 2017

Name or company name	Nichols and Fisher Dental Care
Contract type name	GDS Contract
Purpose of contract	General
Contract start date	01/08/2006
Contract end date	

16/17 Contracted general activity (UDA)	11,228
Carry forward general activity (UDA)	98
16/17 Contracted orthodontic activity (UOA)	0
Carry forward orthodontic activity (UOA)	0
Baseline contract value	£384,290.69

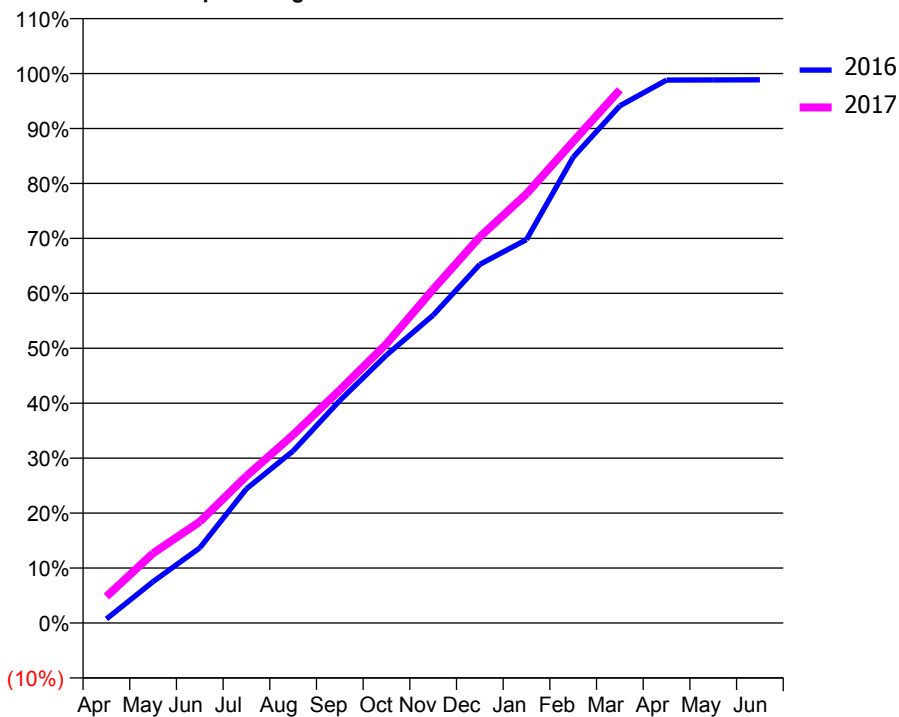
ACCESS*

Patients seen in 24 months	Total	Change since previous quarter
Quarter ending March 2016	4,269	
Quarter ending June 2016	4,292	→
Quarter ending September 2016	4,269	→
Quarter ending December 2016	4,287	→
Quarter ending March 2017	4,274	→
Variance since March 2016	0.1%	→



ACTIVITY

Cumulative percentage of contracted UDA delivered 2016 & 2017



Adjusted Scheduled Activity (UDA)

Month	2016	2017
April	83	541
May	846	1,426
June	1,536	2,070
July	2,742	3,004
August	3,517	3,847
September	4,547	4,762
October	5,474	5,705
November	6,289	6,818
December	7,328	7,889
January	7,836	8,769
February	9,518	9,836
March	10,567	10,895
April	11,092	
May	11,097	
June	11,098	

QUALITY

	Quantity	Base Number	Contract	AT	Region	England
% of FP17s for the same patient ID Re-attending within 3 months - Children	78	1,521	5.1%	11.4%	13.3%	12.3%
% of FP17s for the same patient ID Re-attending within 3 months - Adults	596	4,437	13.4%	15.5%	17.3%	16.7%
% of FP17s for the same patient ID Re-attending between 3 & 9 months - Children	996	1,521	65.5%	59.5%	58.9%	57.6%
% of FP17s for the same patient ID Re-attending between 3 & 9 months - Adults	1,715	4,437	38.7%	54.0%	52.2%	50.1%
% of FP17s for Band 1 Urgent Courses	464	5,717	8.1%	8.8%	9.2%	9.1%
% of FP17s Relating to Free Repair or Replacements	76	5,717	1.3%	0.9%	1.0%	0.8%
% of FP17s Relating to Continuations	77	5,717	1.3%	1.3%	1.4%	1.2%
% of Patients satisfied with the dentistry they have received	9	9	N/A	92.4%	93.1%	92.8%
% of Patients satisfied with the time they had to wait for an appointment	9	9	N/A	87.6%	89.5%	88.7%

* This is based on patients treated on this contract for their most recent course of treatment. Figures in italics indicate the base number of FP17s or Patient Questionnaire responses are less than 100. N/A is shown where the base number of responses is less than 10 during the period. % is calculated as Quantity/Base number*100

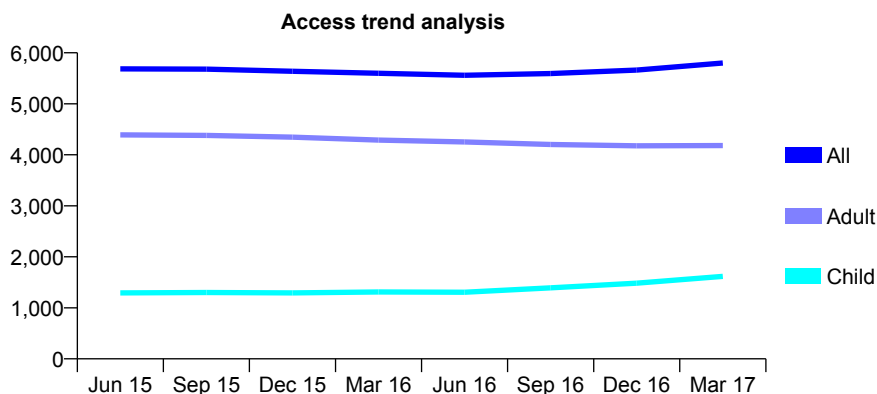
Q52 - Vital Signs At a Glance Contract Report for 161942/0001 - March 2017

Name or company name	Greenhead Dental Practice Limited
Contract type name	GDS Contract
Purpose of contract	General
Contract start date	01/11/2008
Contract end date	

16/17 Contracted general activity (UDA)	18,600
Carry forward general activity (UDA)	104
16/17 Contracted orthodontic activity (UOA)	0
Carry forward orthodontic activity (UOA)	0
Baseline contract value	£473,169.64

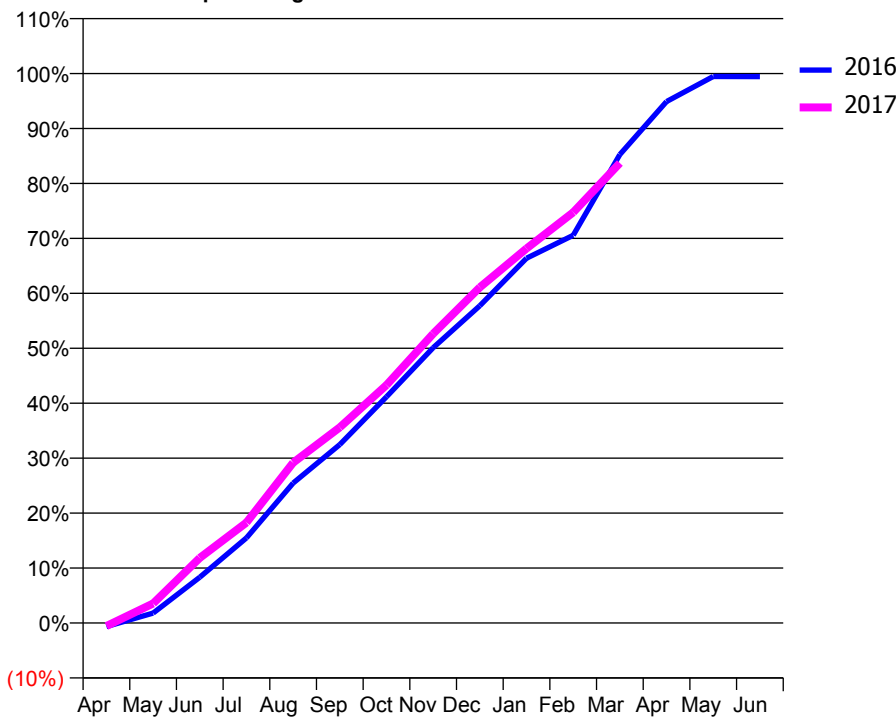
ACCESS*

Patients seen in 24 months	Total	Change since previous quarter
Quarter ending March 2016	5,598	
Quarter ending June 2016	5,559	→
Quarter ending September 2016	5,594	→
Quarter ending December 2016	5,661	→
Quarter ending March 2017	5,799	↑
Variance since March 2016	3.6%	↑



ACTIVITY

Cumulative percentage of contracted UDA delivered 2016 & 2017



Month	Adjusted Scheduled Activity (UDA)	
	2016	2017
April	-123	-104
May	335	661
June	1,549	2,205
July	2,883	3,400
August	4,737	5,429
September	6,040	6,623
October	7,656	8,054
November	9,316	9,793
December	10,741	11,364
January	12,348	12,676
February	13,123	13,900
March	15,858	15,571
April	17,649	
May	18,497	
June	18,496	

QUALITY

	Quantity	Base Number	Contract	AT	Region	England
% of FP17s for the same patient ID Re-attending within 3 months - Children	257	2,562	10.0%	11.4%	13.3%	12.3%
% of FP17s for the same patient ID Re-attending within 3 months - Adults	1,374	7,253	18.9%	15.5%	17.3%	16.7%
% of FP17s for the same patient ID Re-attending between 3 & 9 months - Children	1,508	2,562	58.9%	59.5%	58.9%	57.6%
% of FP17s for the same patient ID Re-attending between 3 & 9 months - Adults	4,578	7,253	63.1%	54.0%	52.2%	50.1%
% of FP17s for Band 1 Urgent Courses	338	8,548	4.0%	8.8%	9.2%	9.1%
% of FP17s Relating to Free Repair or Replacements	92	8,548	1.1%	0.9%	1.0%	0.8%
% of FP17s Relating to Continuations	269	8,548	3.1%	1.3%	1.4%	1.2%
% of Patients satisfied with the dentistry they have received	4	4	N/A	92.4%	93.1%	92.8%
% of Patients satisfied with the time they had to wait for an appointment	4	4	N/A	87.6%	89.5%	88.7%

* This is based on patients treated on this contract for their most recent course of treatment. Figures in italics indicate the base number of FP17s or Patient Questionnaire responses are less than 100. N/A is shown where the base number of responses is less than 10 during the period. % is calculated as Quantity/Base number*100

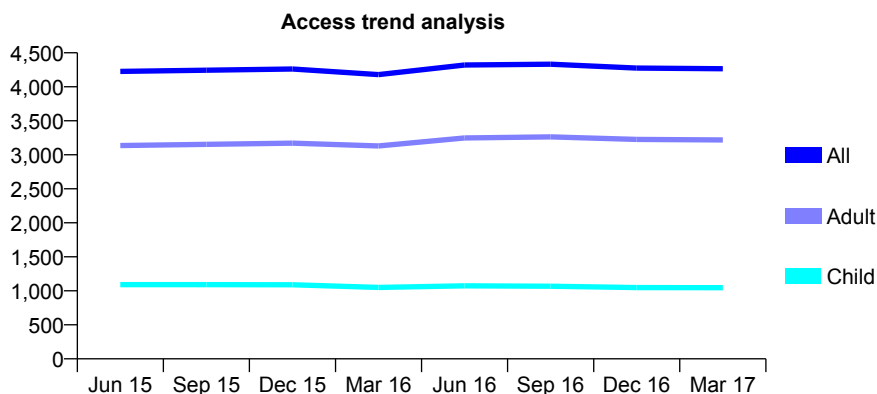
Q52 - Vital Signs At a Glance Contract Report for 162892/0001 - March 2017

Name or company name	Royd House Dental Practice Limited
Contract type name	GDS Contract
Purpose of contract	General
Contract start date	01/04/2007
Contract end date	

16/17 Contracted general activity (UDA)	12,786
Carry forward general activity (UDA)	0
16/17 Contracted orthodontic activity (UOA)	0
Carry forward orthodontic activity (UOA)	0
Baseline contract value	£295,085.19

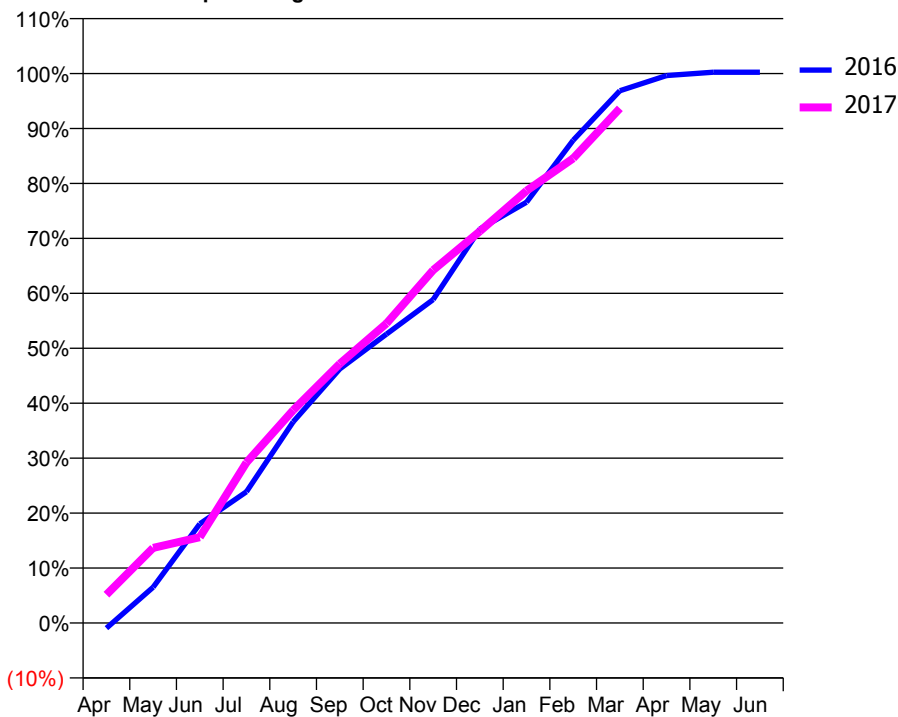
ACCESS*

Patients seen in 24 months	Total	Change since previous quarter
Quarter ending March 2016	4,180	
Quarter ending June 2016	4,321	↑
Quarter ending September 2016	4,332	→
Quarter ending December 2016	4,276	↓
Quarter ending March 2017	4,265	→
Variance since March 2016	2.0%	↑



ACTIVITY

Cumulative percentage of contracted UDA delivered 2016 & 2017



Month	Adjusted Scheduled Activity (UDA)	
	2016	2017
April	-122	658
May	832	1,747
June	2,307	1,996
July	3,055	3,735
August	4,681	4,951
September	5,912	6,032
October	6,721	6,971
November	7,525	8,211
December	9,168	9,115
January	9,792	10,057
February	11,233	10,810
March	12,383	11,974
April	12,739	
May	12,815	
June	12,815	

QUALITY

	Quantity	Base Number	Contract	AT	Region	England
% of FP17s for the same patient ID Re-attending within 3 months - Children	172	1,985	8.7%	11.4%	13.3%	12.3%
% of FP17s for the same patient ID Re-attending within 3 months - Adults	832	5,658	14.7%	15.5%	17.3%	16.7%
% of FP17s for the same patient ID Re-attending between 3 & 9 months - Children	1,410	1,985	71.0%	59.5%	58.9%	57.6%
% of FP17s for the same patient ID Re-attending between 3 & 9 months - Adults	3,891	5,658	68.8%	54.0%	52.2%	50.1%
% of FP17s for Band 1 Urgent Courses	173	6,372	2.7%	8.8%	9.2%	9.1%
% of FP17s Relating to Free Repair or Replacements	85	6,372	1.3%	0.9%	1.0%	0.8%
% of FP17s Relating to Continuations	117	6,372	1.8%	1.3%	1.4%	1.2%
% of Patients satisfied with the dentistry they have received	11	11	100.0%	92.4%	93.1%	92.8%
% of Patients satisfied with the time they had to wait for an appointment	11	11	100.0%	87.6%	89.5%	88.7%

* This is based on patients treated on this contract for their most recent course of treatment. Figures in italics indicate the base number of FP17s or Patient Questionnaire responses are less than 100. N/A is shown where the base number of responses is less than 10 during the period. % is calculated as Quantity/Base number*100

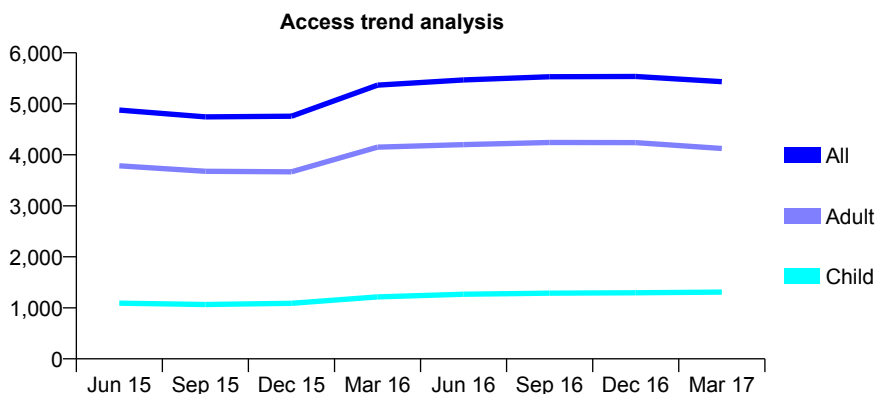
Q52 - Vital Signs At a Glance Contract Report for 162965/0001 - March 2017

Name or company name	Clarendon Dental Spa (Leeds) Ltd
Contract type name	GDS Contract
Purpose of contract	General
Contract start date	01/10/2008
Contract end date	

16/17 Contracted general activity (UDA)	13,200
Carry forward general activity (UDA)	-264
16/17 Contracted orthodontic activity (UOA)	0
Carry forward orthodontic activity (UOA)	0
Baseline contract value	£343,749.65

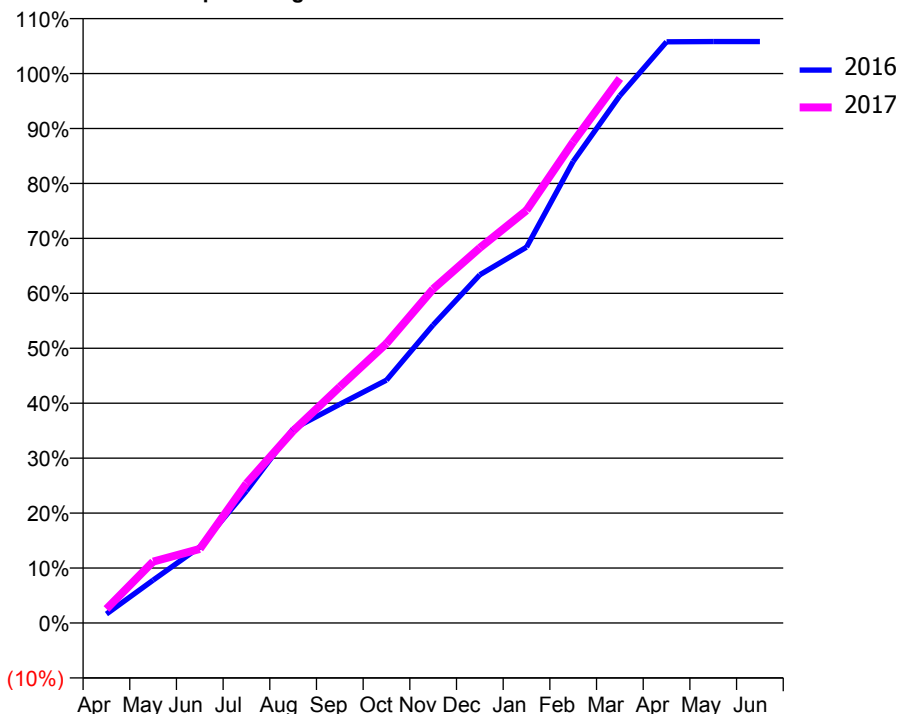
ACCESS*

Patients seen in 24 months	Total	Change since previous quarter
Quarter ending March 2016	5,366	
Quarter ending June 2016	5,468	→
Quarter ending September 2016	5,530	→
Quarter ending December 2016	5,535	→
Quarter ending March 2017	5,434	↓
Variance since March 2016	1.3%	→



ACTIVITY

Cumulative percentage of contracted UDA delivered 2016 & 2017



Month	Adjusted Scheduled Activity (UDA)	
	2016	2017
April	217	338
May	1,031	1,474
June	1,827	1,779
July	3,174	3,351
August	4,662	4,615
September	5,256	5,675
October	5,836	6,716
November	7,162	8,024
December	8,366	9,011
January	9,027	9,912
February	11,088	11,556
March	12,668	13,081
April	13,961	
May	13,966	
June	13,968	

QUALITY

	Quantity	Base Number	Contract	AT	Region	England
% of FP17s for the same patient ID Re-attending within 3 months - Children	196	1,873	10.5%	11.4%	13.3%	12.3%
% of FP17s for the same patient ID Re-attending within 3 months - Adults	764	5,406	14.1%	15.5%	17.3%	16.7%
% of FP17s for the same patient ID Re-attending between 3 & 9 months - Children	1,067	1,873	57.0%	59.5%	58.9%	57.6%
% of FP17s for the same patient ID Re-attending between 3 & 9 months - Adults	2,873	5,406	53.1%	54.0%	52.2%	50.1%
% of FP17s for Band 1 Urgent Courses	666	6,720	9.9%	8.8%	9.2%	9.1%
% of FP17s Relating to Free Repair or Replacements	36	6,720	0.5%	0.9%	1.0%	0.8%
% of FP17s Relating to Continuations	25	6,720	0.4%	1.3%	1.4%	1.2%
% of Patients satisfied with the dentistry they have received	3	3	N/A	92.4%	93.1%	92.8%
% of Patients satisfied with the time they had to wait for an appointment	2	3	N/A	87.6%	89.5%	88.7%

* This is based on patients treated on this contract for their most recent course of treatment. Figures in italics indicate the base number of FP17s or Patient Questionnaire responses are less than 100. N/A is shown where the base number of responses is less than 10 during the period. % is calculated as Quantity/Base number*100

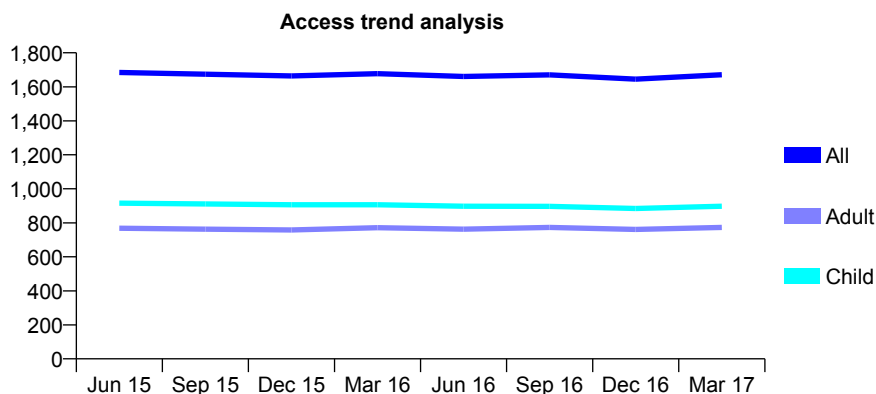
Q52 - Vital Signs At a Glance Contract Report for 164240/0001 - March 2017

Name or company name	Acorn Villas Dental Practice
Contract type name	GDS Contract
Purpose of contract	General
Contract start date	01/04/2013
Contract end date	

16/17 Contracted general activity (UDA)	5,926
Carry forward general activity (UDA)	0
16/17 Contracted orthodontic activity (UOA)	0
Carry forward orthodontic activity (UOA)	0
Baseline contract value	£163,279.01

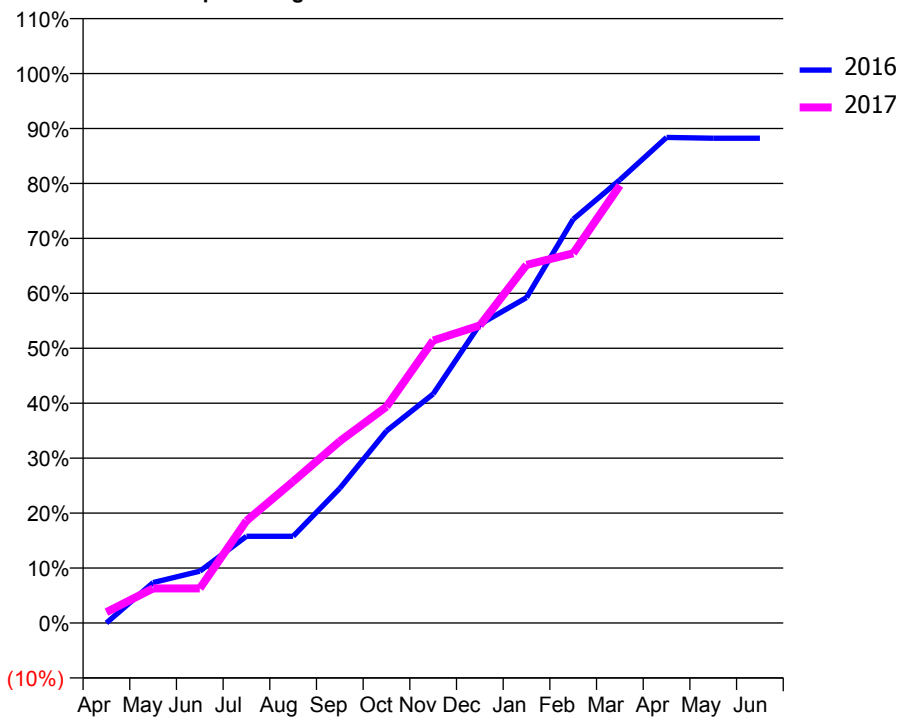
ACCESS*

Patients seen in 24 months	Total	Change since previous quarter
Quarter ending March 2016	1,677	
Quarter ending June 2016	1,661	→
Quarter ending September 2016	1,670	→
Quarter ending December 2016	1,645	↓
Quarter ending March 2017	1,671	→
Variance since March 2016	(0.4%)	→



ACTIVITY

Cumulative percentage of contracted UDA delivered 2016 & 2017



Adjusted Scheduled Activity (UDA)

Month	2016	2017
April	0	117
May	437	373
June	559	373
July	936	1,102
August	936	1,526
September	1,453	1,960
October	2,071	2,334
November	2,470	3,046
December	3,220	3,208
January	3,510	3,862
February	4,354	3,988
March	4,780	4,719
April	5,236	
May	5,227	
June	5,227	

QUALITY

	Quantity	Base Number	Contract	AT	Region	England
% of FP17s for the same patient ID Re-attending within 3 months - Children	235	1,940	12.1%	11.4%	13.3%	12.3%
% of FP17s for the same patient ID Re-attending within 3 months - Adults	122	1,080	11.3%	15.5%	17.3%	16.7%
% of FP17s for the same patient ID Re-attending between 3 & 9 months - Children	1,354	1,940	69.8%	59.5%	58.9%	57.6%
% of FP17s for the same patient ID Re-attending between 3 & 9 months - Adults	739	1,080	68.4%	54.0%	52.2%	50.1%
% of FP17s for Band 1 Urgent Courses	88	2,790	3.2%	8.8%	9.2%	9.1%
% of FP17s Relating to Free Repair or Replacements	1	2,790	0.0%	0.9%	1.0%	0.8%
% of FP17s Relating to Continuations	3	2,790	0.1%	1.3%	1.4%	1.2%
% of Patients satisfied with the dentistry they have received	2	2	N/A	92.4%	93.1%	92.8%
% of Patients satisfied with the time they had to wait for an appointment	2	2	N/A	87.6%	89.5%	88.7%

* This is based on patients treated on this contract for their most recent course of treatment. Figures in italics indicate the base number of FP17s or Patient Questionnaire responses are less than 100. N/A is shown where the base number of responses is less than 10 during the period. % is calculated as Quantity/Base number*100

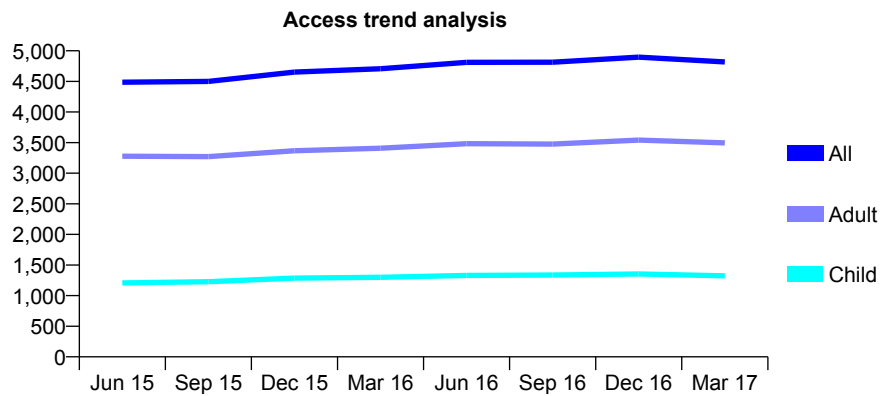
Q52 - Vital Signs At a Glance Contract Report for 164631/0001 - March 2017

Name or company name	Armley Dental Practice Partnership
Contract type name	GDS Contract
Purpose of contract	General
Contract start date	01/05/2013
Contract end date	

16/17 Contracted general activity (UDA)	15,981
Carry forward general activity (UDA)	488
16/17 Contracted orthodontic activity (UOA)	0
Carry forward orthodontic activity (UOA)	0
Baseline contract value	£577,281.12

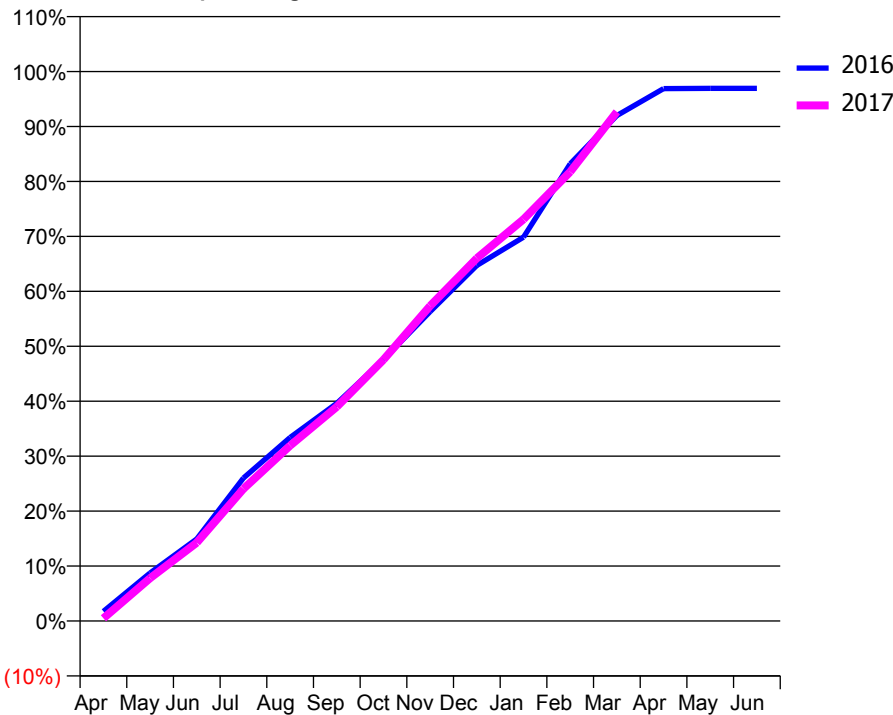
ACCESS*

Patients seen in 24 months	Total	Change since previous quarter
Quarter ending March 2016	4,708	
Quarter ending June 2016	4,812	↑
Quarter ending September 2016	4,813	→
Quarter ending December 2016	4,896	→
Quarter ending March 2017	4,819	↓
Variance since March 2016	2.4%	↑



ACTIVITY

Cumulative percentage of contracted UDA delivered 2016 & 2017



Month	Adjusted Scheduled Activity (UDA)	
	2016	2017
April	281	81
May	1,400	1,245
June	2,387	2,277
July	4,160	3,843
August	5,337	5,103
September	6,332	6,232
October	7,603	7,600
November	9,000	9,166
December	10,342	10,549
January	11,163	11,683
February	13,295	13,065
March	14,701	14,807
April	15,482	
May	15,492	
June	15,493	

QUALITY

	Quantity	Base Number	Contract	AT	Region	England
% of FP17s for the same patient ID Re-attending within 3 months - Children	84	1,850	4.5%	11.4%	13.3%	12.3%
% of FP17s for the same patient ID Re-attending within 3 months - Adults	463	4,269	10.8%	15.5%	17.3%	16.7%
% of FP17s for the same patient ID Re-attending between 3 & 9 months - Children	975	1,850	52.7%	59.5%	58.9%	57.6%
% of FP17s for the same patient ID Re-attending between 3 & 9 months - Adults	1,935	4,269	45.3%	54.0%	52.2%	50.1%
% of FP17s for Band 1 Urgent Courses	268	5,876	4.6%	8.8%	9.2%	9.1%
% of FP17s Relating to Free Repair or Replacements	34	5,876	0.6%	0.9%	1.0%	0.8%
% of FP17s Relating to Continuations	83	5,876	1.4%	1.3%	1.4%	1.2%
% of Patients satisfied with the dentistry they have received	2	2	N/A	92.4%	93.1%	92.8%
% of Patients satisfied with the time they had to wait for an appointment	2	2	N/A	87.6%	89.5%	88.7%

* This is based on patients treated on this contract for their most recent course of treatment. Figures in italics indicate the base number of FP17s or Patient Questionnaire responses are less than 100. N/A is shown where the base number of responses is less than 10 during the period. % is calculated as Quantity/Base number*100

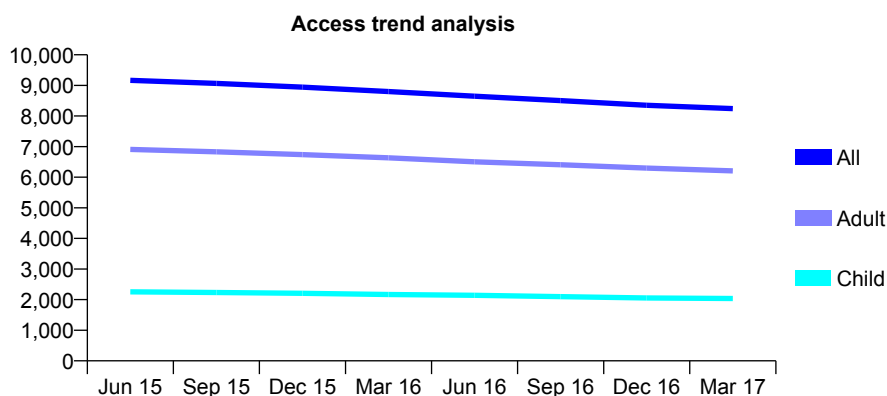
Q52 - Vital Signs At a Glance Contract Report for 165360/0001 - March 2017

Name or company name	Meltham Dental Care Ltd
Contract type name	GDS Contract
Purpose of contract	General
Contract start date	01/04/2010
Contract end date	

16/17 Contracted general activity (UDA)	28,778
Carry forward general activity (UDA)	-145
16/17 Contracted orthodontic activity (UOA)	0
Carry forward orthodontic activity (UOA)	0
Baseline contract value	£828,525.01

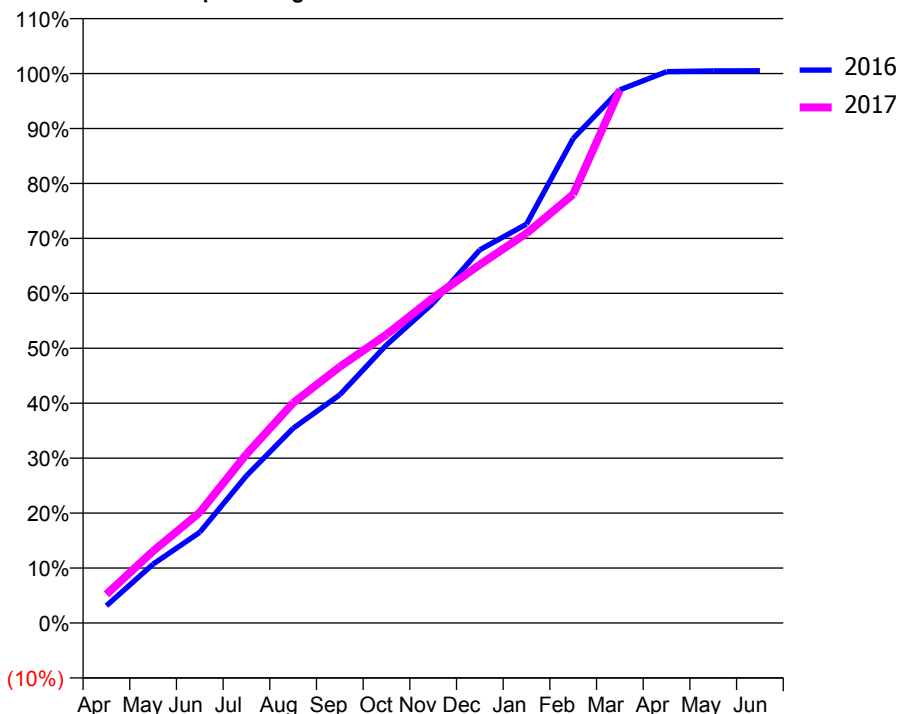
ACCESS*

Patients seen in 24 months	Total	Change since previous quarter
Quarter ending March 2016	8,800	
Quarter ending June 2016	8,645	↓
Quarter ending September 2016	8,504	↓
Quarter ending December 2016	8,352	↓
Quarter ending March 2017	8,244	↓
Variance since March 2016	(6.3%)	↓



ACTIVITY

Cumulative percentage of contracted UDA delivered 2016 & 2017



Month	Adjusted Scheduled Activity (UDA)	
	2016	2017
April	907	1,508
May	3,085	3,769
June	4,754	5,790
July	7,715	8,844
August	10,201	11,523
September	11,956	13,416
October	14,566	15,110
November	16,760	17,036
December	19,543	18,767
January	20,892	20,413
February	25,373	22,451
March	27,924	27,917
April	28,872	
May	28,914	
June	28,923	

QUALITY

	Quantity	Base Number	Contract	AT	Region	England
% of FP17s for the same patient ID Re-attending within 3 months - Children	271	3,741	7.2%	11.4%	13.3%	12.3%
% of FP17s for the same patient ID Re-attending within 3 months - Adults	1,807	11,090	16.3%	15.5%	17.3%	16.7%
% of FP17s for the same patient ID Re-attending between 3 & 9 months - Children	2,826	3,741	75.5%	59.5%	58.9%	57.6%
% of FP17s for the same patient ID Re-attending between 3 & 9 months - Adults	7,611	11,090	68.6%	54.0%	52.2%	50.1%
% of FP17s for Band 1 Urgent Courses	944	14,306	6.6%	8.8%	9.2%	9.1%
% of FP17s Relating to Free Repair or Replacements	96	14,306	0.7%	0.9%	1.0%	0.8%
% of FP17s Relating to Continuations	164	14,306	1.1%	1.3%	1.4%	1.2%
% of Patients satisfied with the dentistry they have received	13	15	86.7%	92.4%	93.1%	92.8%
% of Patients satisfied with the time they had to wait for an appointment	11	15	73.3%	87.6%	89.5%	88.7%

* This is based on patients treated on this contract for their most recent course of treatment. Figures in italics indicate the base number of FP17s or Patient Questionnaire responses are less than 100. N/A is shown where the base number of responses is less than 10 during the period. % is calculated as Quantity/Base number*100

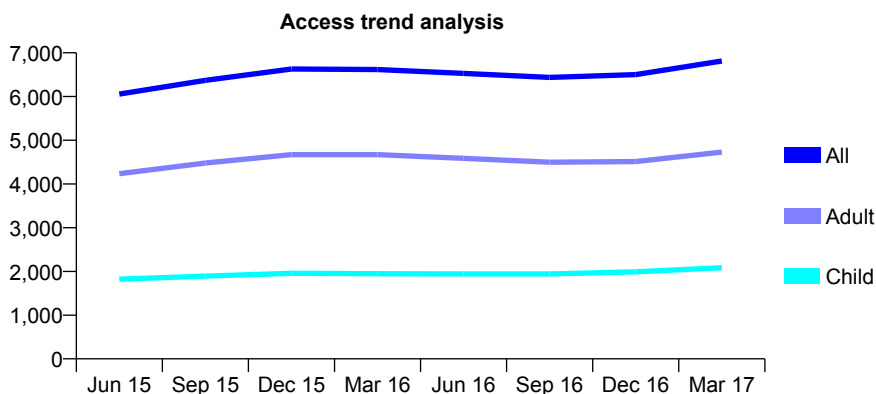
Q52 - Vital Signs At a Glance Contract Report for 166391/0001 - March 2017

Name or company name	Horsforth Smile Clinic Ltd
Contract type name	GDS Contract
Purpose of contract	General
Contract start date	01/01/2014
Contract end date	

16/17 Contracted general activity (UDA)	15,597
Carry forward general activity (UDA)	-312
16/17 Contracted orthodontic activity (UOA)	0
Carry forward orthodontic activity (UOA)	0
Baseline contract value	£377,810.21

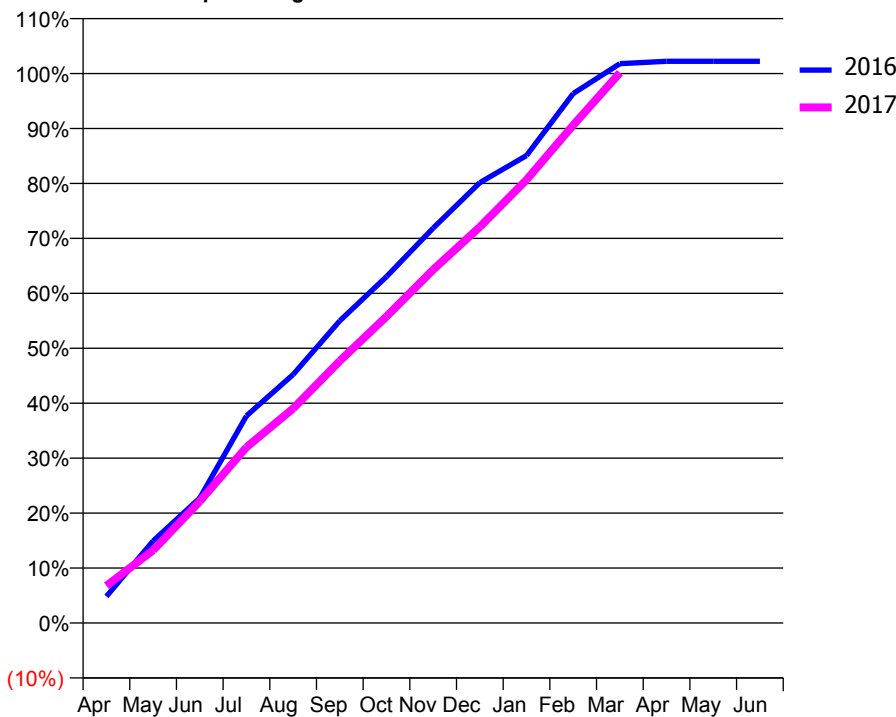
ACCESS*

Patients seen in 24 months	Total	Change since previous quarter
Quarter ending March 2016	6,618	
Quarter ending June 2016	6,528	↓
Quarter ending September 2016	6,438	↓
Quarter ending December 2016	6,502	→
Quarter ending March 2017	6,813	↑
Variance since March 2016	2.9%	↑



ACTIVITY

Cumulative percentage of contracted UDA delivered 2016 & 2017



Month	Adjusted Scheduled Activity (UDA)	
	2016	2017
April	755	1,059
May	2,328	2,064
June	3,549	3,452
July	5,881	4,992
August	7,055	6,089
September	8,580	7,440
October	9,831	8,700
November	11,209	10,029
December	12,501	11,242
January	13,267	12,581
February	15,028	14,132
March	15,875	15,620
April	15,942	
May	15,945	
June	15,945	

QUALITY

	Quantity	Base Number	Contract	AT	Region	England
% of FP17s for the same patient ID Re-attending within 3 months - Children	209	2,799	7.5%	11.4%	13.3%	12.3%
% of FP17s for the same patient ID Re-attending within 3 months - Adults	1,337	6,994	19.1%	15.5%	17.3%	16.7%
% of FP17s for the same patient ID Re-attending between 3 & 9 months - Children	1,238	2,799	44.2%	59.5%	58.9%	57.6%
% of FP17s for the same patient ID Re-attending between 3 & 9 months - Adults	3,175	6,994	45.4%	54.0%	52.2%	50.1%
% of FP17s for Band 1 Urgent Courses	955	8,282	11.5%	8.8%	9.2%	9.1%
% of FP17s Relating to Free Repair or Replacements	34	8,282	0.4%	0.9%	1.0%	0.8%
% of FP17s Relating to Continuations	74	8,282	0.9%	1.3%	1.4%	1.2%
% of Patients satisfied with the dentistry they have received	12	12	100.0%	92.4%	93.1%	92.8%
% of Patients satisfied with the time they had to wait for an appointment	11	12	91.7%	87.6%	89.5%	88.7%

* This is based on patients treated on this contract for their most recent course of treatment. Figures in italics indicate the base number of FP17s or Patient Questionnaire responses are less than 100. N/A is shown where the base number of responses is less than 10 during the period. % is calculated as Quantity/Base number*100

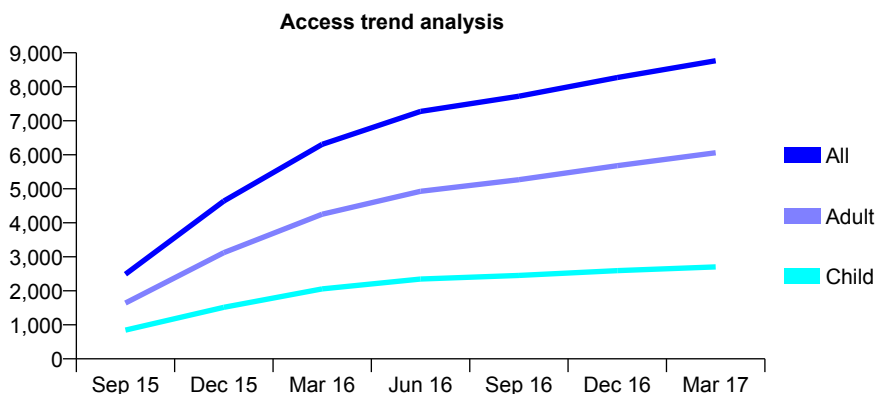
Q52 - Vital Signs At a Glance Contract Report for 166561/0001 - March 2017

Name or company name	Wakefield Road Surgery Partnership
Contract type name	GDS Contract
Purpose of contract	General
Contract start date	01/07/2015
Contract end date	

16/17 Contracted general activity (UDA)	32,863
Carry forward general activity (UDA)	393
16/17 Contracted orthodontic activity (UOA)	0
Carry forward orthodontic activity (UOA)	0
Baseline contract value	£1,084,590.23

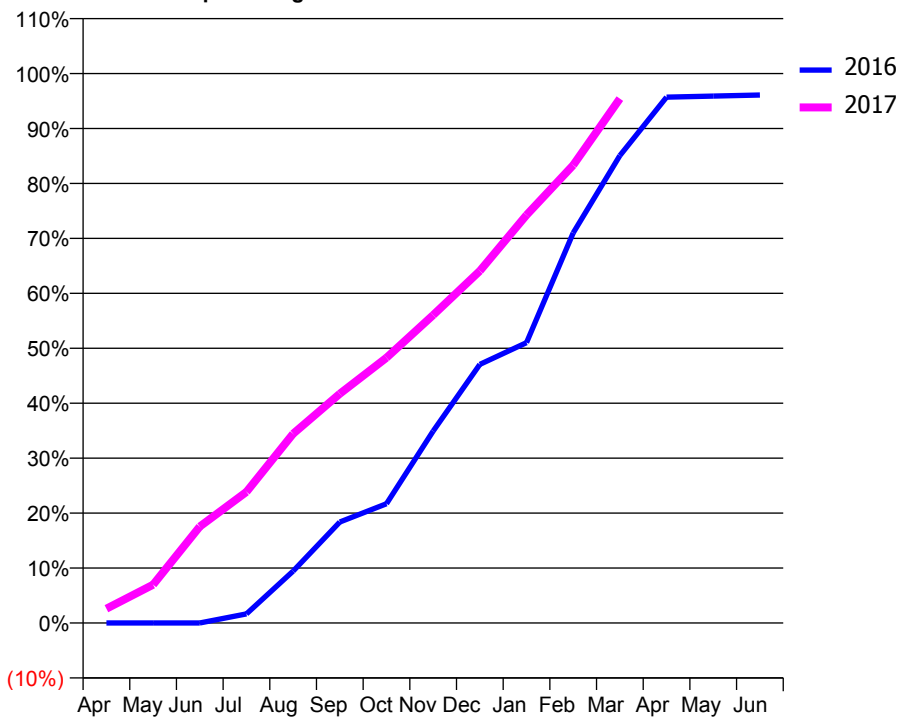
ACCESS*

Patients seen in 24 months	Total	Change since previous quarter
Quarter ending March 2016	6,307	
Quarter ending June 2016	7,276	↑
Quarter ending September 2016	7,722	↑
Quarter ending December 2016	8,274	↑
Quarter ending March 2017	8,767	↑
Variance since March 2016	39.0%	↑



ACTIVITY

Cumulative percentage of contracted UDA delivered 2016 & 2017



Month	Adjusted Scheduled Activity (UDA)	
	2016	2017
April	0	859
May	0	2,291
June	0	5,770
July	402	7,842
August	2,288	11,317
September	4,447	13,716
October	5,254	15,867
November	8,451	18,416
December	11,390	21,054
January	12,347	24,399
February	17,176	27,378
March	20,583	31,359
April	23,157	
May	23,204	
June	23,248	

QUALITY

	Quantity	Base Number	Contract	AT	Region	England
% of FP17s for the same patient ID Re-attending within 3 months - Children	341	4,116	8.3%	11.4%	13.3%	12.3%
% of FP17s for the same patient ID Re-attending within 3 months - Adults	1,252	9,451	13.2%	15.5%	17.3%	16.7%
% of FP17s for the same patient ID Re-attending between 3 & 9 months - Children	2,316	4,116	56.3%	59.5%	58.9%	57.6%
% of FP17s for the same patient ID Re-attending between 3 & 9 months - Adults	5,196	9,451	55.0%	54.0%	52.2%	50.1%
% of FP17s for Band 1 Urgent Courses	588	12,630	4.7%	8.8%	9.2%	9.1%
% of FP17s Relating to Free Repair or Replacements	55	12,630	0.4%	0.9%	1.0%	0.8%
% of FP17s Relating to Continuations	303	12,630	2.4%	1.3%	1.4%	1.2%
% of Patients satisfied with the dentistry they have received	11	12	91.7%	92.4%	93.1%	92.8%
% of Patients satisfied with the time they had to wait for an appointment	10	12	83.3%	87.6%	89.5%	88.7%

* This is based on patients treated on this contract for their most recent course of treatment. Figures in italics indicate the base number of FP17s or Patient Questionnaire responses are less than 100. N/A is shown where the base number of responses is less than 10 during the period. % is calculated as Quantity/Base number*100

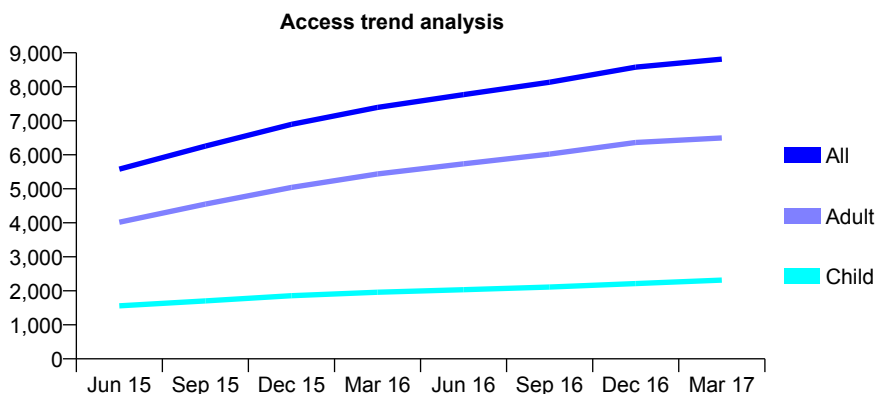
Q52 - Vital Signs At a Glance Contract Report for 167053/0001 - March 2017

Name or company name	Stainbeck Dental Surgery
Contract type name	GDS Contract
Purpose of contract	General
Contract start date	17/10/2014
Contract end date	

16/17 Contracted general activity (UDA)	23,990
Carry forward general activity (UDA)	759
16/17 Contracted orthodontic activity (UOA)	0
Carry forward orthodontic activity (UOA)	0
Baseline contract value	£737,772.17

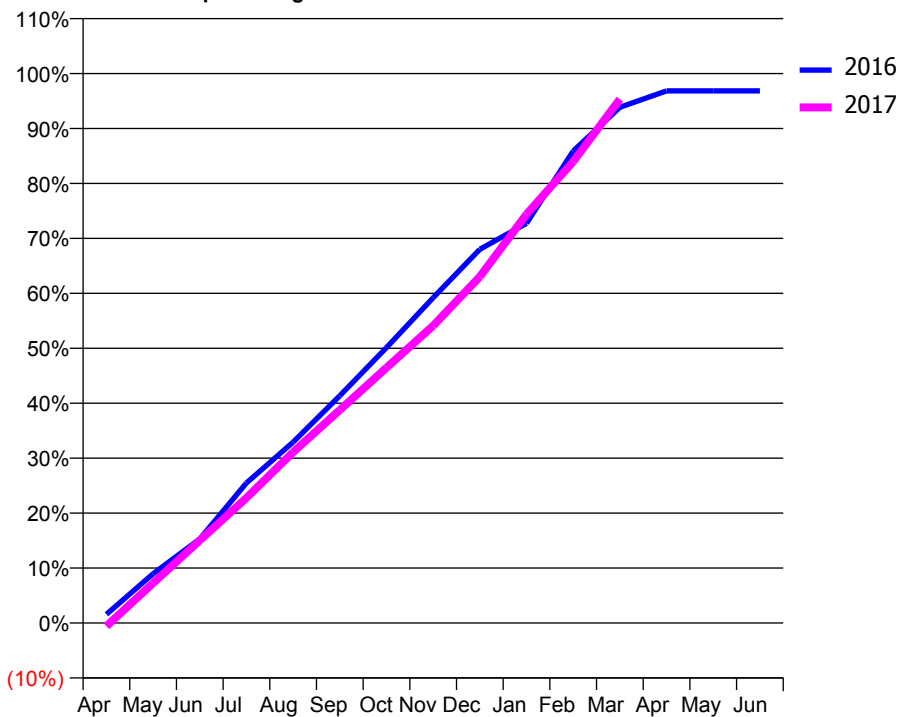
ACCESS*

Patients seen in 24 months	Total	Change since previous quarter
Quarter ending March 2016	7,396	
Quarter ending June 2016	7,770	↑
Quarter ending September 2016	8,134	↑
Quarter ending December 2016	8,579	↑
Quarter ending March 2017	8,814	↑
Variance since March 2016	19.2%	↑



ACTIVITY

Cumulative percentage of contracted UDA delivered 2016 & 2017



Month	Adjusted Scheduled Activity (UDA)	
	2016	2017
April	383	-144
May	2,152	1,746
June	3,669	3,606
July	6,117	5,464
August	7,898	7,459
September	9,925	9,300
October	12,027	11,145
November	14,199	12,977
December	16,316	15,122
January	17,453	17,849
February	20,605	20,147
March	22,514	22,873
April	23,231	
May	23,231	
June	23,231	

QUALITY

	Quantity	Base Number	Contract	AT	Region	England
% of FP17s for the same patient ID Re-attending within 3 months - Children	198	3,162	6.3%	11.4%	13.3%	12.3%
% of FP17s for the same patient ID Re-attending within 3 months - Adults	1,108	8,359	13.3%	15.5%	17.3%	16.7%
% of FP17s for the same patient ID Re-attending between 3 & 9 months - Children	1,597	3,162	50.5%	59.5%	58.9%	57.6%
% of FP17s for the same patient ID Re-attending between 3 & 9 months - Adults	3,938	8,359	47.1%	54.0%	52.2%	50.1%
% of FP17s for Band 1 Urgent Courses	679	11,167	6.1%	8.8%	9.2%	9.1%
% of FP17s Relating to Free Repair or Replacements	106	11,167	0.9%	0.9%	1.0%	0.8%
% of FP17s Relating to Continuations	218	11,167	2.0%	1.3%	1.4%	1.2%
% of Patients satisfied with the dentistry they have received	8	8	N/A	92.4%	93.1%	92.8%
% of Patients satisfied with the time they had to wait for an appointment	8	8	N/A	87.6%	89.5%	88.7%

* This is based on patients treated on this contract for their most recent course of treatment. Figures in italics indicate the base number of FP17s or Patient Questionnaire responses are less than 100. N/A is shown where the base number of responses is less than 10 during the period. % is calculated as Quantity/Base number*100

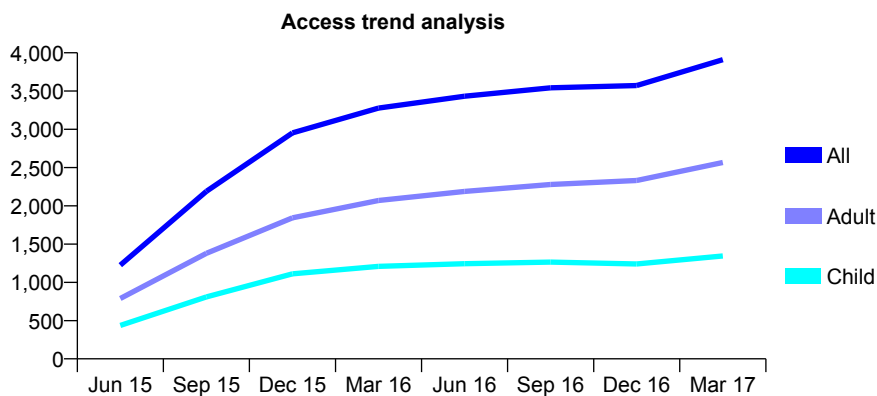
Q52 - Vital Signs At a Glance Contract Report for 167614/0001 - March 2017

Name or company name	Heaton Dental Care Limited
Contract type name	GDS Contract
Purpose of contract	General
Contract start date	06/04/2015
Contract end date	

16/17 Contracted general activity (UDA)	11,315
Carry forward general activity (UDA)	-133
16/17 Contracted orthodontic activity (UOA)	0
Carry forward orthodontic activity (UOA)	0
Baseline contract value	£314,036.16

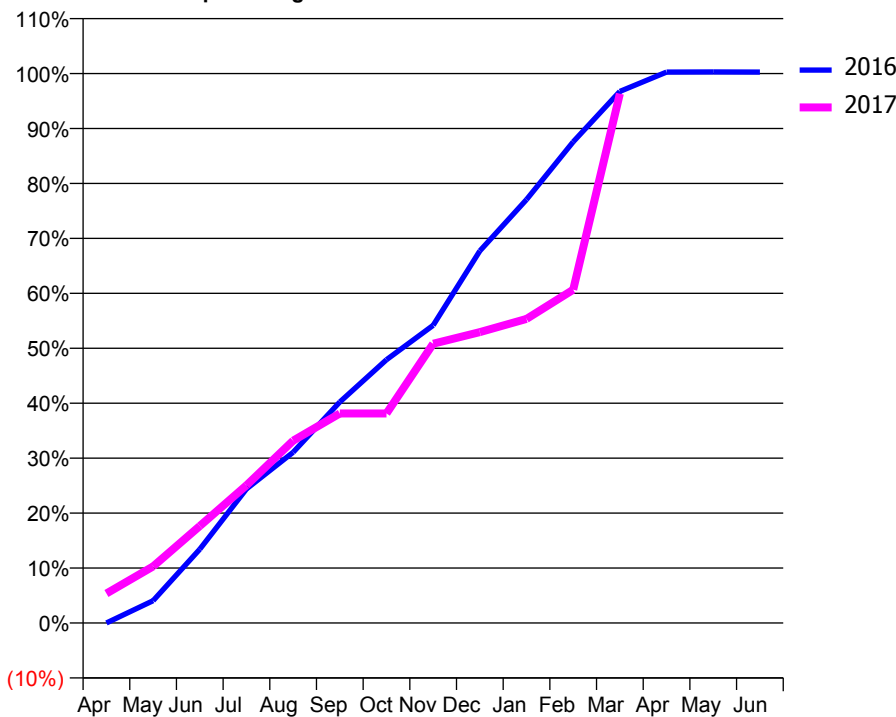
ACCESS*

Patients seen in 24 months	Total	Change since previous quarter
Quarter ending March 2016	3,278	
Quarter ending June 2016	3,432	↑
Quarter ending September 2016	3,543	↑
Quarter ending December 2016	3,572	→
Quarter ending March 2017	3,910	↑
Variance since March 2016	19.3%	↑



ACTIVITY

Cumulative percentage of contracted UDA delivered 2016 & 2017



Month	Adjusted Scheduled Activity (UDA)	
	2016	2017
April	0	607
May	428	1,166
June	1,411	1,997
July	2,563	2,835
August	3,263	3,756
September	4,225	4,314
October	5,034	4,314
November	5,691	5,750
December	7,112	5,989
January	8,094	6,262
February	9,197	6,863
March	10,162	10,901
April	10,531	
May	10,532	
June	10,531	

QUALITY

	Quantity	Base Number	Contract	AT	Region	England
% of FP17s for the same patient ID Re-attending within 3 months - Children	84	2,046	4.1%	11.4%	13.3%	12.3%
% of FP17s for the same patient ID Re-attending within 3 months - Adults	428	3,808	11.2%	15.5%	17.3%	16.7%
% of FP17s for the same patient ID Re-attending between 3 & 9 months - Children	1,331	2,046	65.1%	59.5%	58.9%	57.6%
% of FP17s for the same patient ID Re-attending between 3 & 9 months - Adults	2,347	3,808	61.6%	54.0%	52.2%	50.1%
% of FP17s for Band 1 Urgent Courses	73	4,595	1.6%	8.8%	9.2%	9.1%
% of FP17s Relating to Free Repair or Replacements	7	4,595	0.2%	0.9%	1.0%	0.8%
% of FP17s Relating to Continuations	14	4,595	0.3%	1.3%	1.4%	1.2%
% of Patients satisfied with the dentistry they have received	13	17	76.5%	92.4%	93.1%	92.8%
% of Patients satisfied with the time they had to wait for an appointment	14	17	82.4%	87.6%	89.5%	88.7%

* This is based on patients treated on this contract for their most recent course of treatment. Figures in italics indicate the base number of FP17s or Patient Questionnaire responses are less than 100. N/A is shown where the base number of responses is less than 10 during the period. % is calculated as Quantity/Base number*100

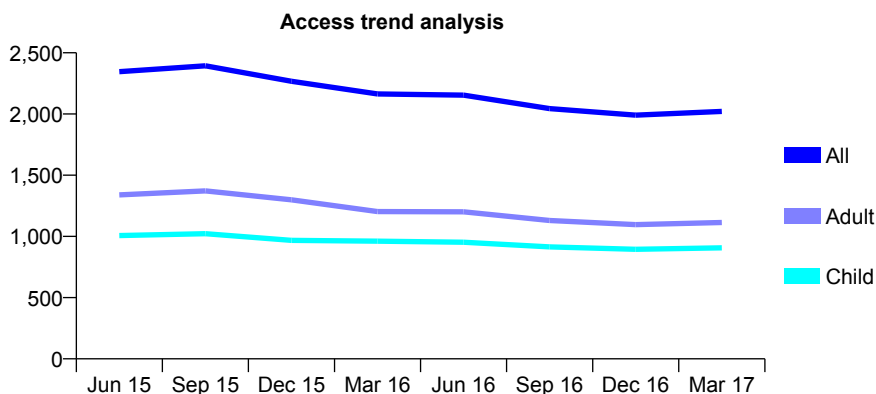
Q52 - Vital Signs At a Glance Contract Report for 168025/0001 - March 2017

Name or company name	Summerville Road Dental Practice
Contract type name	GDS Contract
Purpose of contract	General
Contract start date	01/10/2013
Contract end date	

16/17 Contracted general activity (UDA)	6,736
Carry forward general activity (UDA)	-135
16/17 Contracted orthodontic activity (UOA)	0
Carry forward orthodontic activity (UOA)	0
Baseline contract value	£181,790.21

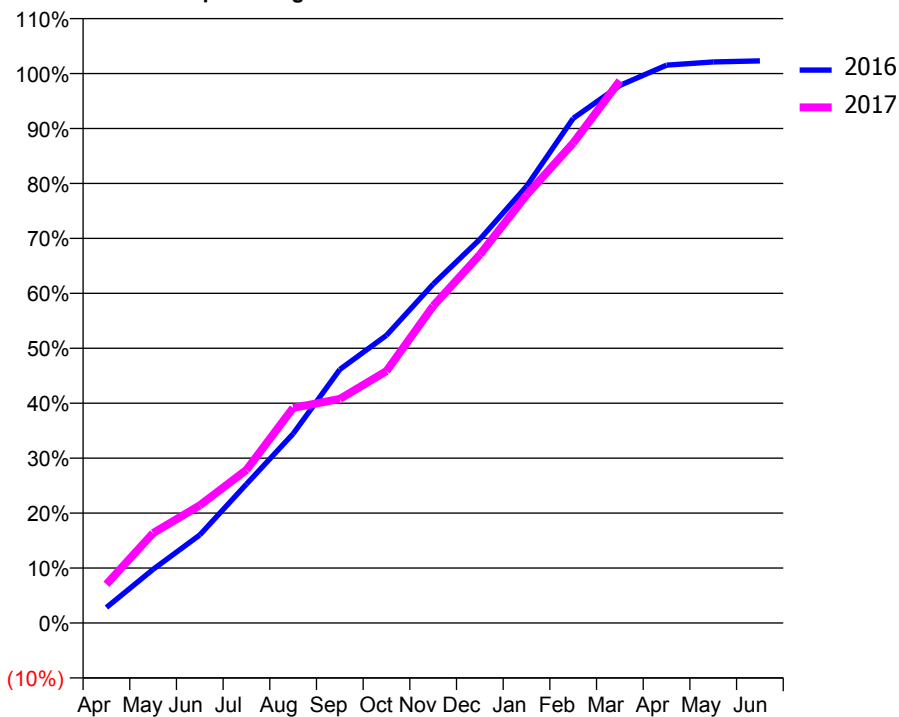
ACCESS*

Patients seen in 24 months	Total	Change since previous quarter
Quarter ending March 2016	2,164	
Quarter ending June 2016	2,154	→
Quarter ending September 2016	2,044	↓
Quarter ending December 2016	1,991	↓
Quarter ending March 2017	2,021	→
Variance since March 2016	(6.6%)	↓



ACTIVITY

Cumulative percentage of contracted UDA delivered 2016 & 2017



Month	Adjusted Scheduled Activity (UDA)	
	2016	2017
April	190	474
May	658	1,103
June	1,079	1,442
July	1,702	1,878
August	2,320	2,638
September	3,109	2,746
October	3,527	3,089
November	4,154	3,886
December	4,704	4,516
January	5,352	5,247
February	6,186	5,883
March	6,589	6,647
April	6,839	
May	6,877	
June	6,891	

QUALITY

	Quantity	Base Number	Contract	AT	Region	England
% of FP17s for the same patient ID Re-attending within 3 months - Children	100	1,278	7.8%	11.4%	13.3%	12.3%
% of FP17s for the same patient ID Re-attending within 3 months - Adults	157	1,315	11.9%	15.5%	17.3%	16.7%
% of FP17s for the same patient ID Re-attending between 3 & 9 months - Children	581	1,278	45.5%	59.5%	58.9%	57.6%
% of FP17s for the same patient ID Re-attending between 3 & 9 months - Adults	519	1,315	39.5%	54.0%	52.2%	50.1%
% of FP17s for Band 1 Urgent Courses	188	2,455	7.7%	8.8%	9.2%	9.1%
% of FP17s Relating to Free Repair or Replacements	0	2,455	0.0%	0.9%	1.0%	0.8%
% of FP17s Relating to Continuations	0	2,455	0.0%	1.3%	1.4%	1.2%
% of Patients satisfied with the dentistry they have received	2	3	N/A	92.4%	93.1%	92.8%
% of Patients satisfied with the time they had to wait for an appointment	3	3	N/A	87.6%	89.5%	88.7%

* This is based on patients treated on this contract for their most recent course of treatment. Figures in italics indicate the base number of FP17s or Patient Questionnaire responses are less than 100. N/A is shown where the base number of responses is less than 10 during the period. % is calculated as Quantity/Base number*100

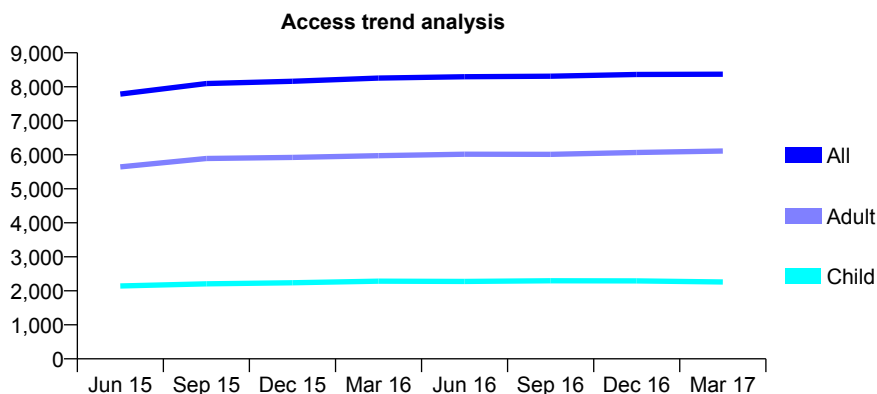
Q52 - Vital Signs At a Glance Contract Report for 168785/0001 - March 2017

Name or company name	Bedford & Associates Limited
Contract type name	GDS Contract
Purpose of contract	General
Contract start date	01/11/2013
Contract end date	

16/17 Contracted general activity (UDA)	24,154
Carry forward general activity (UDA)	54
16/17 Contracted orthodontic activity (UOA)	0
Carry forward orthodontic activity (UOA)	0
Baseline contract value	£644,414.56

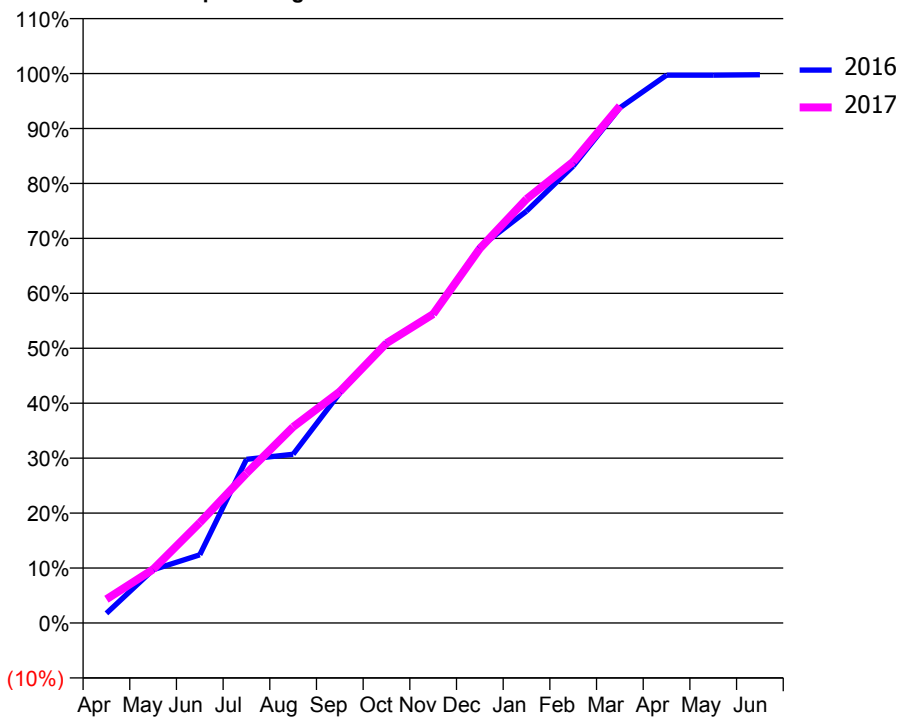
ACCESS*

Patients seen in 24 months	Total	Change since previous quarter
Quarter ending March 2016	8,257	
Quarter ending June 2016	8,296	→
Quarter ending September 2016	8,311	→
Quarter ending December 2016	8,363	→
Quarter ending March 2017	8,370	→
Variance since March 2016	1.4%	→



ACTIVITY

Cumulative percentage of contracted UDA delivered 2016 & 2017



Month	Adjusted Scheduled Activity (UDA)	
	2016	2017
April	420	1,048
May	2,303	2,358
June	2,949	4,410
July	7,076	6,581
August	7,294	8,621
September	9,941	10,174
October	12,135	12,301
November	13,358	13,576
December	16,254	16,459
January	17,807	18,638
February	19,756	20,280
March	22,274	22,730
April	23,687	
May	23,688	
June	23,703	

QUALITY

	Quantity	Base Number	Contract	AT	Region	England
% of FP17s for the same patient ID Re-attending within 3 months - Children	213	3,350	6.4%	11.4%	13.3%	12.3%
% of FP17s for the same patient ID Re-attending within 3 months - Adults	1,014	8,592	11.8%	15.5%	17.3%	16.7%
% of FP17s for the same patient ID Re-attending between 3 & 9 months - Children	1,943	3,350	58.0%	59.5%	58.9%	57.6%
% of FP17s for the same patient ID Re-attending between 3 & 9 months - Adults	4,573	8,592	53.2%	54.0%	52.2%	50.1%
% of FP17s for Band 1 Urgent Courses	714	11,217	6.4%	8.8%	9.2%	9.1%
% of FP17s Relating to Free Repair or Replacements	159	11,217	1.4%	0.9%	1.0%	0.8%
% of FP17s Relating to Continuations	84	11,217	0.7%	1.3%	1.4%	1.2%
% of Patients satisfied with the dentistry they have received	13	13	100.0%	92.4%	93.1%	92.8%
% of Patients satisfied with the time they had to wait for an appointment	12	13	92.3%	87.6%	89.5%	88.7%

* This is based on patients treated on this contract for their most recent course of treatment. Figures in italics indicate the base number of FP17s or Patient Questionnaire responses are less than 100. N/A is shown where the base number of responses is less than 10 during the period. % is calculated as Quantity/Base number*100

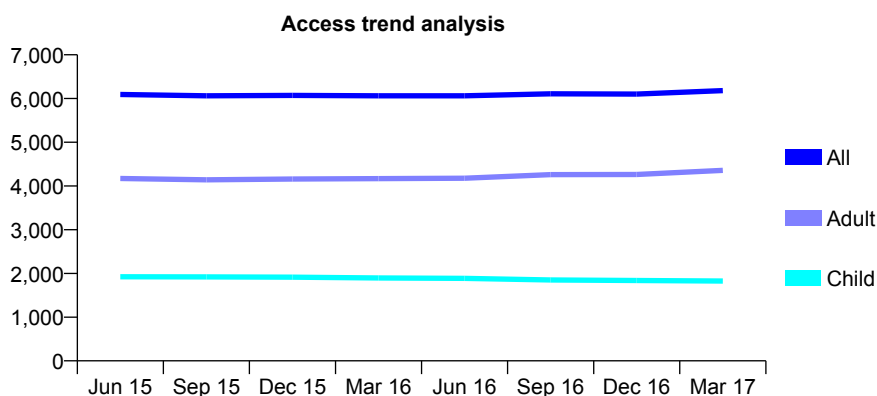
Q52 - Vital Signs At a Glance Contract Report for 168904/0001 - March 2017

Name or company name	Mount Dental Surgery Limited
Contract type name	GDS Contract
Purpose of contract	General
Contract start date	01/04/2010
Contract end date	

16/17 Contracted general activity (UDA)	18,168
Carry forward general activity (UDA)	44
16/17 Contracted orthodontic activity (UOA)	0
Carry forward orthodontic activity (UOA)	0
Baseline contract value	£559,466.15

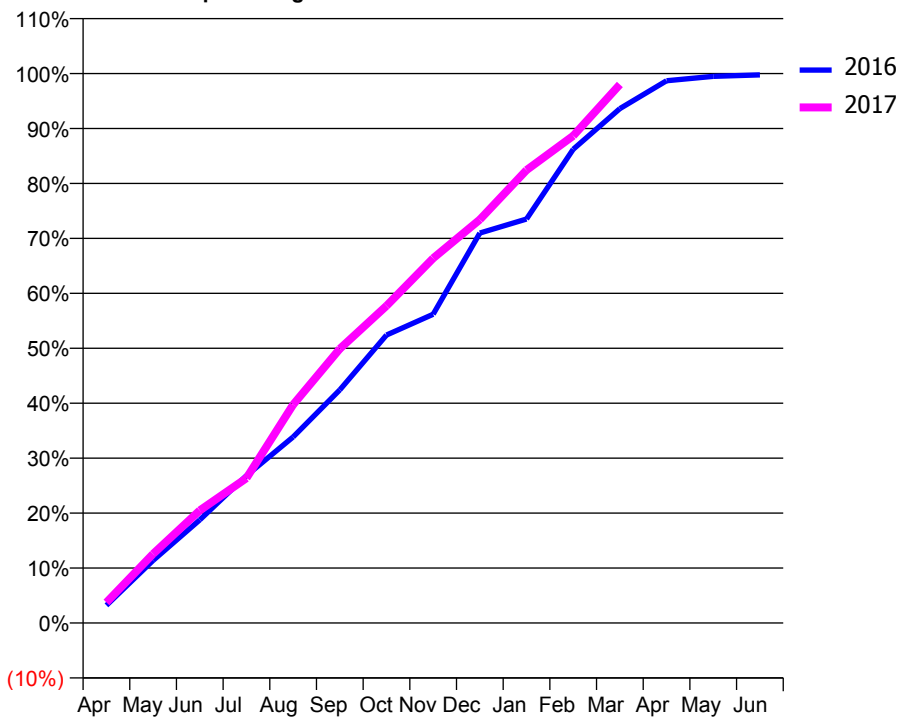
ACCESS*

Patients seen in 24 months	Total	Change since previous quarter
Quarter ending March 2016	6,062	
Quarter ending June 2016	6,061	→
Quarter ending September 2016	6,108	→
Quarter ending December 2016	6,101	→
Quarter ending March 2017	6,180	→
Variance since March 2016	1.9%	→



ACTIVITY

Cumulative percentage of contracted UDA delivered 2016 & 2017



Adjusted Scheduled Activity (UDA)

Month	2016	2017
April	567	680
May	2,003	2,285
June	3,298	3,722
July	4,717	4,792
August	5,953	7,219
September	7,457	9,068
October	9,212	10,486
November	9,878	12,060
December	12,476	13,338
January	12,925	14,976
February	15,153	16,106
March	16,454	17,804
April	17,346	
May	17,490	
June	17,535	

QUALITY

	Quantity	Base Number	Contract	AT	Region	England
% of FP17s for the same patient ID Re-attending within 3 months - Children	246	2,745	9.0%	11.4%	13.3%	12.3%
% of FP17s for the same patient ID Re-attending within 3 months - Adults	712	5,220	13.6%	15.5%	17.3%	16.7%
% of FP17s for the same patient ID Re-attending between 3 & 9 months - Children	1,343	2,745	48.9%	59.5%	58.9%	57.6%
% of FP17s for the same patient ID Re-attending between 3 & 9 months - Adults	2,138	5,220	41.0%	54.0%	52.2%	50.1%
% of FP17s for Band 1 Urgent Courses	745	7,552	9.9%	8.8%	9.2%	9.1%
% of FP17s Relating to Free Repair or Replacements	11	7,552	0.1%	0.9%	1.0%	0.8%
% of FP17s Relating to Continuations	52	7,552	0.7%	1.3%	1.4%	1.2%
% of Patients satisfied with the dentistry they have received	6	6	N/A	92.4%	93.1%	92.8%
% of Patients satisfied with the time they had to wait for an appointment	5	6	N/A	87.6%	89.5%	88.7%

* This is based on patients treated on this contract for their most recent course of treatment. Figures in italics indicate the base number of FP17s or Patient Questionnaire responses are less than 100. N/A is shown where the base number of responses is less than 10 during the period. % is calculated as Quantity/Base number*100

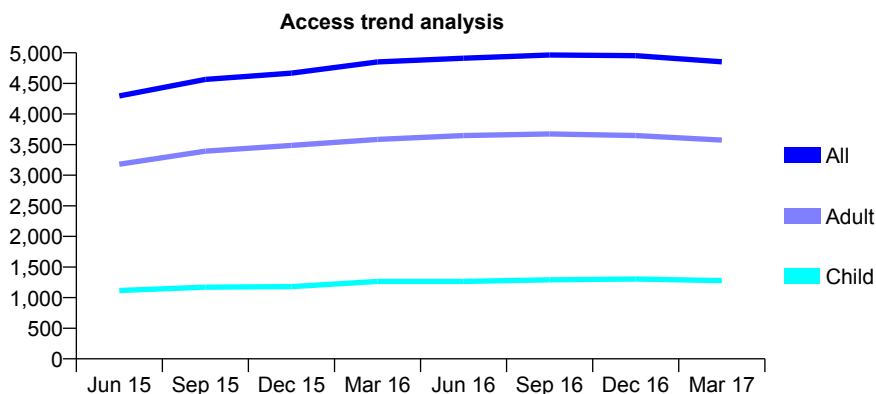
Q52 - Vital Signs At a Glance Contract Report for 169188/0001 - March 2017

Name or company name	Thornton Dental Limited
Contract type name	GDS Contract
Purpose of contract	General
Contract start date	01/08/2014
Contract end date	

16/17 Contracted general activity (UDA)	14,479
Carry forward general activity (UDA)	-222
16/17 Contracted orthodontic activity (UOA)	0
Carry forward orthodontic activity (UOA)	0
Baseline contract value	£344,658.63

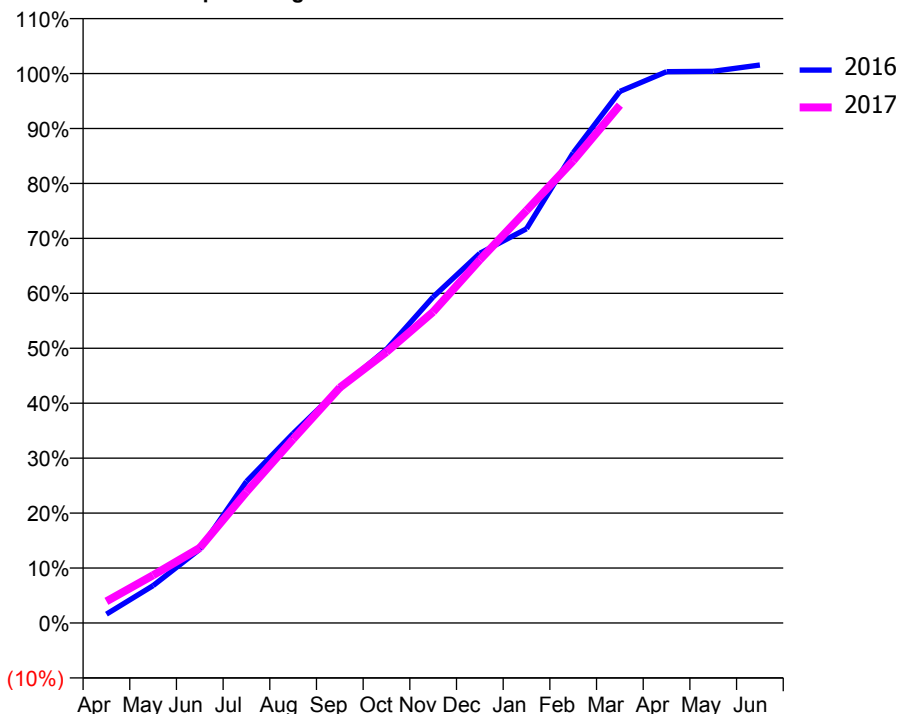
ACCESS*

Patients seen in 24 months	Total	Change since previous quarter
Quarter ending March 2016	4,850	
Quarter ending June 2016	4,912	→
Quarter ending September 2016	4,965	→
Quarter ending December 2016	4,954	→
Quarter ending March 2017	4,852	↓
Variance since March 2016	0.0%	→



ACTIVITY

Cumulative percentage of contracted UDA delivered 2016 & 2017



Month	Adjusted Scheduled Activity (UDA)	
	2016	2017
April	232	570
May	985	1,261
June	1,944	1,980
July	3,729	3,457
August	4,994	4,845
September	6,186	6,202
October	7,212	7,140
November	8,593	8,201
December	9,743	9,569
January	10,389	10,871
February	12,390	12,180
March	14,007	13,647
April	14,527	
May	14,537	
June	14,701	

QUALITY

	Quantity	Base Number	Contract	AT	Region	England
% of FP17s for the same patient ID Re-attending within 3 months - Children	275	2,188	12.6%	11.4%	13.3%	12.3%
% of FP17s for the same patient ID Re-attending within 3 months - Adults	767	5,599	13.7%	15.5%	17.3%	16.7%
% of FP17s for the same patient ID Re-attending between 3 & 9 months - Children	1,288	2,188	58.9%	59.5%	58.9%	57.6%
% of FP17s for the same patient ID Re-attending between 3 & 9 months - Adults	3,365	5,599	60.1%	54.0%	52.2%	50.1%
% of FP17s for Band 1 Urgent Courses	513	7,429	6.9%	8.8%	9.2%	9.1%
% of FP17s Relating to Free Repair or Replacements	69	7,429	0.9%	0.9%	1.0%	0.8%
% of FP17s Relating to Continuations	68	7,429	0.9%	1.3%	1.4%	1.2%
% of Patients satisfied with the dentistry they have received	6	6	N/A	92.4%	93.1%	92.8%
% of Patients satisfied with the time they had to wait for an appointment	6	6	N/A	87.6%	89.5%	88.7%

* This is based on patients treated on this contract for their most recent course of treatment. Figures in italics indicate the base number of FP17s or Patient Questionnaire responses are less than 100. N/A is shown where the base number of responses is less than 10 during the period. % is calculated as Quantity/Base number*100

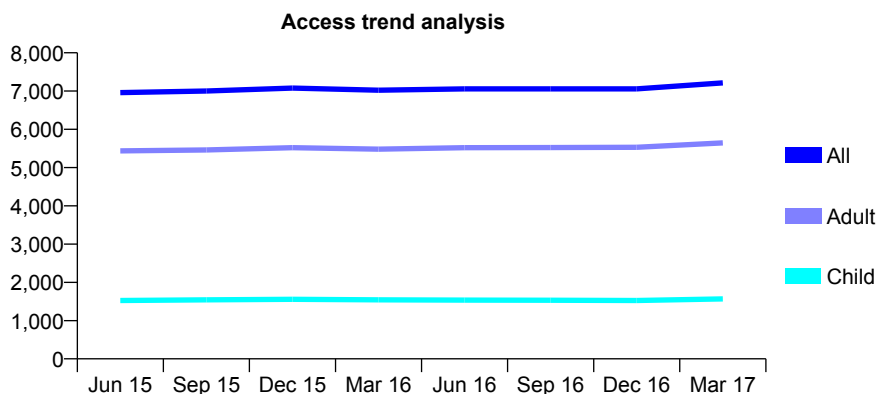
Q52 - Vital Signs At a Glance Contract Report for 172340/0001 - March 2017

Name or company name	S C Milnes Ltd
Contract type name	GDS Contract
Purpose of contract	General
Contract start date	01/06/2009
Contract end date	

16/17 Contracted general activity (UDA)	21,455
Carry forward general activity (UDA)	-429
16/17 Contracted orthodontic activity (UOA)	0
Carry forward orthodontic activity (UOA)	0
Baseline contract value	£671,783.61

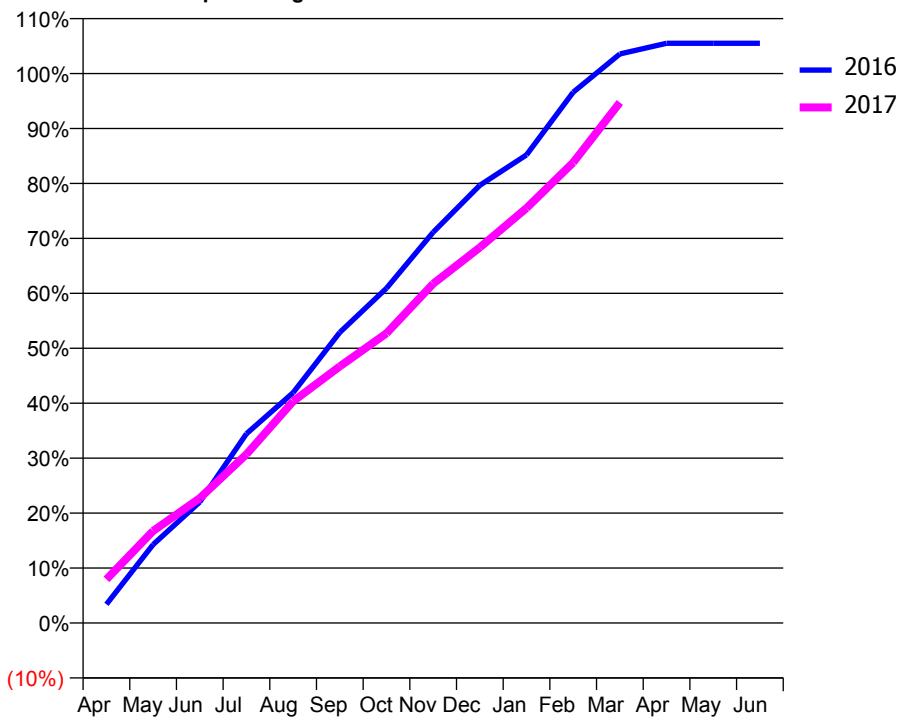
ACCESS*

Patients seen in 24 months	Total	Change since previous quarter
Quarter ending March 2016	7,023	
Quarter ending June 2016	7,056	→
Quarter ending September 2016	7,056	→
Quarter ending December 2016	7,056	→
Quarter ending March 2017	7,214	↑
Variance since March 2016	2.7%	↑



ACTIVITY

Cumulative percentage of contracted UDA delivered 2016 & 2017



Month	Adjusted Scheduled Activity (UDA)	
	2016	2017
April	732	1,705
May	3,065	3,595
June	4,725	4,875
July	7,391	6,587
August	8,996	8,655
September	11,347	10,021
October	13,069	11,309
November	15,259	13,250
December	17,088	14,662
January	18,276	16,198
February	20,723	17,983
March	22,221	20,325
April	22,633	
May	22,633	
June	22,633	

QUALITY

	Quantity	Base Number	Contract	AT	Region	England
% of FP17s for the same patient ID Re-attending within 3 months - Children	158	2,399	6.6%	11.4%	13.3%	12.3%
% of FP17s for the same patient ID Re-attending within 3 months - Adults	1,343	9,048	14.8%	15.5%	17.3%	16.7%
% of FP17s for the same patient ID Re-attending between 3 & 9 months - Children	1,445	2,399	60.2%	59.5%	58.9%	57.6%
% of FP17s for the same patient ID Re-attending between 3 & 9 months - Adults	5,440	9,048	60.1%	54.0%	52.2%	50.1%
% of FP17s for Band 1 Urgent Courses	393	11,128	3.5%	8.8%	9.2%	9.1%
% of FP17s Relating to Free Repair or Replacements	107	11,128	1.0%	0.9%	1.0%	0.8%
% of FP17s Relating to Continuations	247	11,128	2.2%	1.3%	1.4%	1.2%
% of Patients satisfied with the dentistry they have received	11	11	100.0%	92.4%	93.1%	92.8%
% of Patients satisfied with the time they had to wait for an appointment	11	11	100.0%	87.6%	89.5%	88.7%

* This is based on patients treated on this contract for their most recent course of treatment. Figures in italics indicate the base number of FP17s or Patient Questionnaire responses are less than 100. N/A is shown where the base number of responses is less than 10 during the period. % is calculated as Quantity/Base number*100

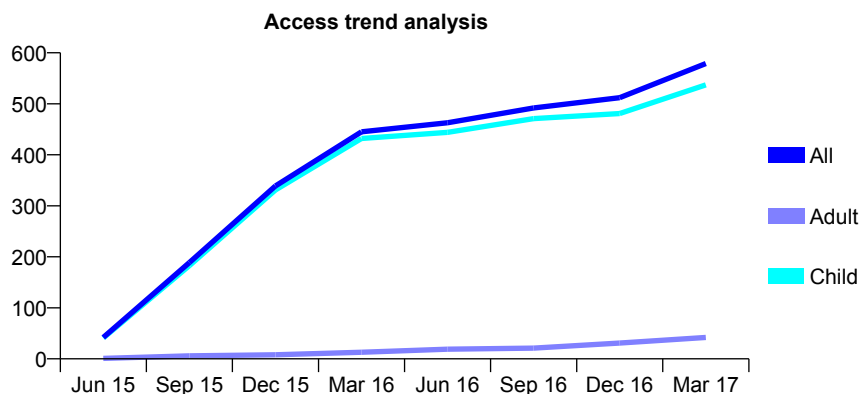
Q52 - Vital Signs At a Glance Contract Report for 173649/0001 - March 2017

Name or company name	The Dental Studio
Contract type name	GDS Contract
Purpose of contract	General
Contract start date	01/06/2015
Contract end date	

16/17 Contracted general activity (UDA)	1,030
Carry forward general activity (UDA)	0
16/17 Contracted orthodontic activity (UOA)	0
Carry forward orthodontic activity (UOA)	0
Baseline contract value	£22,596.92

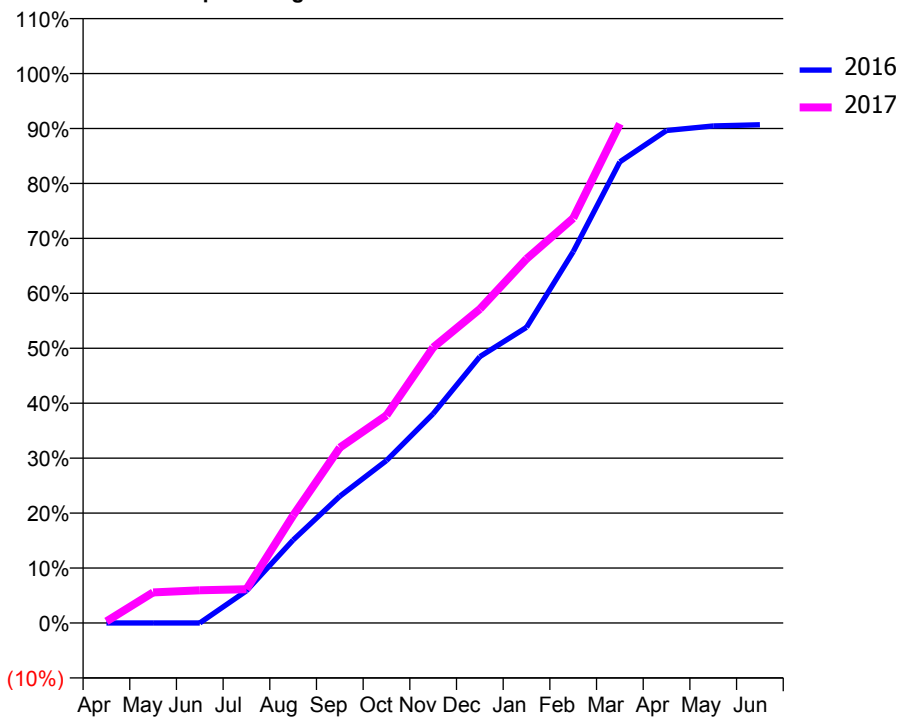
ACCESS*

Patients seen in 24 months	Total	Change since previous quarter
Quarter ending March 2016	445	
Quarter ending June 2016	463	↑
Quarter ending September 2016	492	↑
Quarter ending December 2016	512	↑
Quarter ending March 2017	579	↑
Variance since March 2016	30.1%	↑



ACTIVITY

Cumulative percentage of contracted UDA delivered 2016 & 2017



Month	Adjusted Scheduled Activity (UDA)	
	2016	2017
April	0	3
May	0	57
June	0	61
July	50	63
August	130	202
September	198	329
October	254	389
November	327	516
December	416	589
January	462	683
February	580	759
March	720	936
April	769	
May	776	
June	778	

QUALITY

	Quantity	Base Number	Contract	AT	Region	England
% of FP17s for the same patient ID Re-attending within 3 months - Children	21	753	2.8%	11.4%	13.3%	12.3%
% of FP17s for the same patient ID Re-attending within 3 months - Adults	0	0	N/A	15.5%	17.3%	16.7%
% of FP17s for the same patient ID Re-attending between 3 & 9 months - Children	453	753	60.2%	59.5%	58.9%	57.6%
% of FP17s for the same patient ID Re-attending between 3 & 9 months - Adults	0	0	N/A	54.0%	52.2%	50.1%
% of FP17s for Band 1 Urgent Courses	8	714	1.1%	8.8%	9.2%	9.1%
% of FP17s Relating to Free Repair or Replacements	0	714	0.0%	0.9%	1.0%	0.8%
% of FP17s Relating to Continuations	0	714	0.0%	1.3%	1.4%	1.2%
% of Patients satisfied with the dentistry they have received	0	0	N/A	92.4%	93.1%	92.8%
% of Patients satisfied with the time they had to wait for an appointment	0	0	N/A	87.6%	89.5%	88.7%

* This is based on patients treated on this contract for their most recent course of treatment. Figures in italics indicate the base number of FP17s or Patient Questionnaire responses are less than 100. N/A is shown where the base number of responses is less than 10 during the period. % is calculated as Quantity/Base number*100

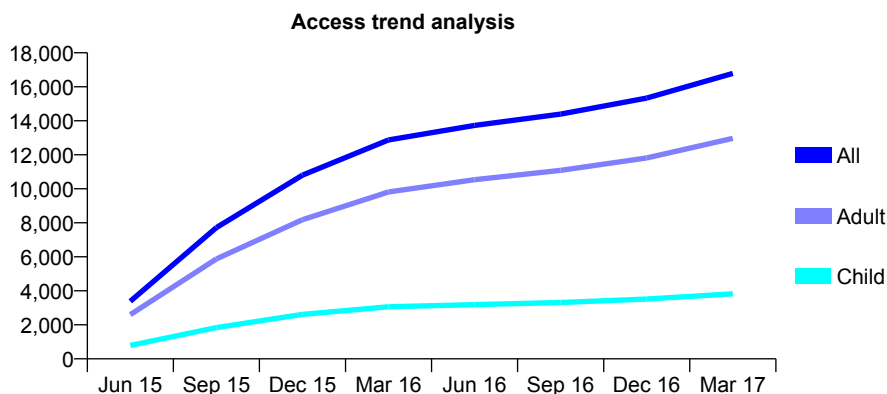
Q52 - Vital Signs At a Glance Contract Report for 173681/0001 - March 2017

Name or company name	Mulli Limited
Contract type name	GDS Contract
Purpose of contract	General
Contract start date	01/05/2015
Contract end date	

16/17 Contracted general activity (UDA)	55,056
Carry forward general activity (UDA)	243
16/17 Contracted orthodontic activity (UOA)	0
Carry forward orthodontic activity (UOA)	0
Baseline contract value	£1,566,799.85

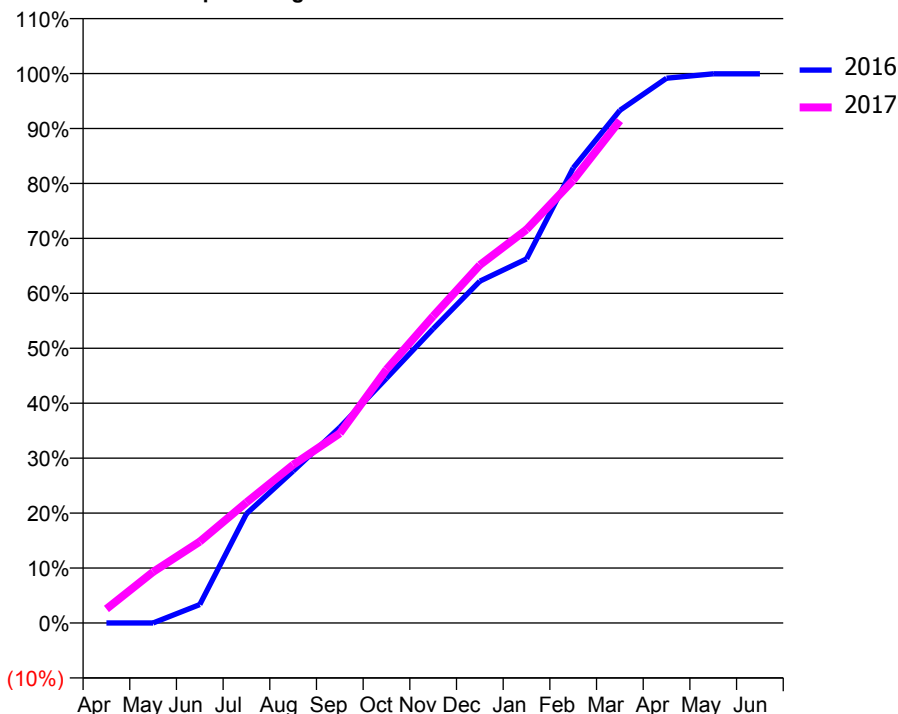
ACCESS*

Patients seen in 24 months	Total	Change since previous quarter
Quarter ending March 2016	12,876	
Quarter ending June 2016	13,726	↑
Quarter ending September 2016	14,395	↑
Quarter ending December 2016	15,334	↑
Quarter ending March 2017	16,791	↑
Variance since March 2016	30.4%	↑



ACTIVITY

Cumulative percentage of contracted UDA delivered 2016 & 2017



Month	Adjusted Scheduled Activity (UDA)	
	2016	2017
April	0	1,404
May	0	5,118
June	1,693	8,158
July	10,040	12,091
August	13,958	15,852
September	17,973	18,999
October	22,478	25,407
November	27,022	30,754
December	31,390	35,863
January	33,443	39,425
February	41,788	44,360
March	47,079	50,332
April	50,032	
May	50,440	
June	50,443	

QUALITY

	Quantity	Base Number	Contract	AT	Region	England
% of FP17s for the same patient ID Re-attending within 3 months - Children	500	5,878	8.5%	11.4%	13.3%	12.3%
% of FP17s for the same patient ID Re-attending within 3 months - Adults	3,158	20,124	15.7%	15.5%	17.3%	16.7%
% of FP17s for the same patient ID Re-attending between 3 & 9 months - Children	3,305	5,878	56.2%	59.5%	58.9%	57.6%
% of FP17s for the same patient ID Re-attending between 3 & 9 months - Adults	10,902	20,124	54.2%	54.0%	52.2%	50.1%
% of FP17s for Band 1 Urgent Courses	2,057	24,503	8.4%	8.8%	9.2%	9.1%
% of FP17s Relating to Free Repair or Replacements	491	24,503	2.0%	0.9%	1.0%	0.8%
% of FP17s Relating to Continuations	175	24,503	0.7%	1.3%	1.4%	1.2%
% of Patients satisfied with the dentistry they have received	20	21	95.2%	92.4%	93.1%	92.8%
% of Patients satisfied with the time they had to wait for an appointment	19	21	90.5%	87.6%	89.5%	88.7%

* This is based on patients treated on this contract for their most recent course of treatment. Figures in italics indicate the base number of FP17s or Patient Questionnaire responses are less than 100. N/A is shown where the base number of responses is less than 10 during the period. % is calculated as Quantity/Base number*100

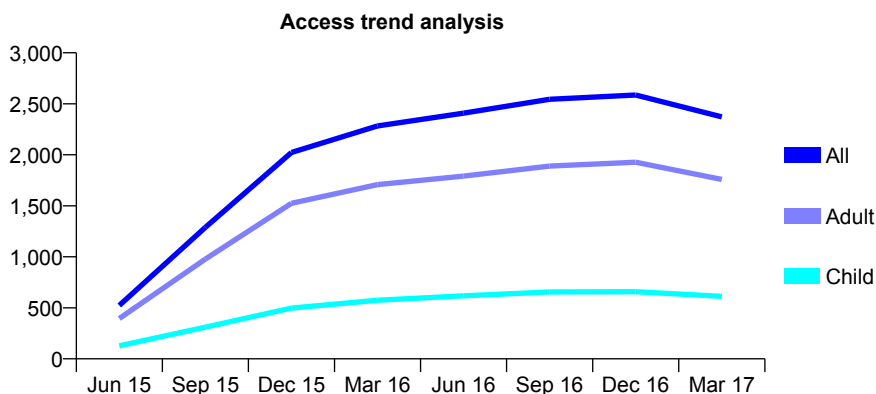
Q52 - Vital Signs At a Glance Contract Report for 173681/0002 - March 2017

Name or company name	Mulli Limited
Contract type name	GDS Contract
Purpose of contract	General
Contract start date	01/05/2015
Contract end date	

16/17 Contracted general activity (UDA)	8,500
Carry forward general activity (UDA)	0
16/17 Contracted orthodontic activity (UOA)	0
Carry forward orthodontic activity (UOA)	0
Baseline contract value	£255,102.02

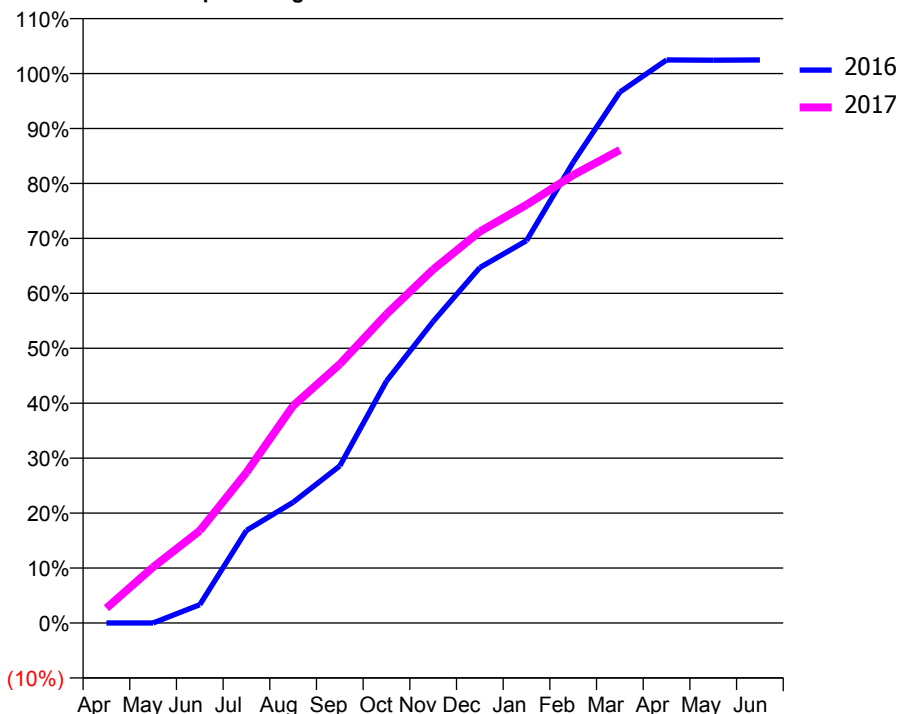
ACCESS*

Patients seen in 24 months	Total	Change since previous quarter
Quarter ending March 2016	2,283	
Quarter ending June 2016	2,409	↑
Quarter ending September 2016	2,544	↑
Quarter ending December 2016	2,586	→
Quarter ending March 2017	2,372	↓
Variance since March 2016	3.9%	↑



ACTIVITY

Cumulative percentage of contracted UDA delivered 2016 & 2017



Month	Adjusted Scheduled Activity (UDA)	
	2016	2017
April	0	231
May	0	866
June	261	1,428
July	1,312	2,331
August	1,713	3,362
September	2,228	4,005
October	3,431	4,779
November	4,277	5,469
December	5,040	6,055
January	5,423	6,469
February	6,533	6,931
March	7,528	7,317
April	7,984	
May	7,980	
June	7,985	

QUALITY

	Quantity	Base Number	Contract	AT	Region	England
% of FP17s for the same patient ID Re-attending within 3 months - Children	71	868	8.2%	11.4%	13.3%	12.3%
% of FP17s for the same patient ID Re-attending within 3 months - Adults	458	2,976	15.4%	15.5%	17.3%	16.7%
% of FP17s for the same patient ID Re-attending between 3 & 9 months - Children	539	868	62.1%	59.5%	58.9%	57.6%
% of FP17s for the same patient ID Re-attending between 3 & 9 months - Adults	1,993	2,976	67.0%	54.0%	52.2%	50.1%
% of FP17s for Band 1 Urgent Courses	81	3,641	2.2%	8.8%	9.2%	9.1%
% of FP17s Relating to Free Repair or Replacements	73	3,641	2.0%	0.9%	1.0%	0.8%
% of FP17s Relating to Continuations	30	3,641	0.8%	1.3%	1.4%	1.2%
% of Patients satisfied with the dentistry they have received	6	6	N/A	92.4%	93.1%	92.8%
% of Patients satisfied with the time they had to wait for an appointment	6	6	N/A	87.6%	89.5%	88.7%

* This is based on patients treated on this contract for their most recent course of treatment. Figures in italics indicate the base number of FP17s or Patient Questionnaire responses are less than 100. N/A is shown where the base number of responses is less than 10 during the period. % is calculated as Quantity/Base number*100

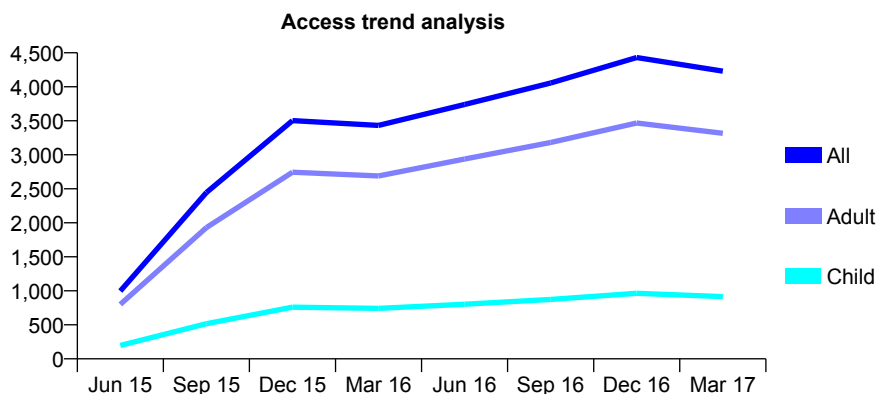
Q52 - Vital Signs At a Glance Contract Report for 173681/0003 - March 2017

Name or company name	Mulli Limited
Contract type name	GDS Contract
Purpose of contract	General
Contract start date	01/05/2015
Contract end date	

16/17 Contracted general activity (UDA)	15,309
Carry forward general activity (UDA)	107
16/17 Contracted orthodontic activity (UOA)	0
Carry forward orthodontic activity (UOA)	0
Baseline contract value	£400,002.96

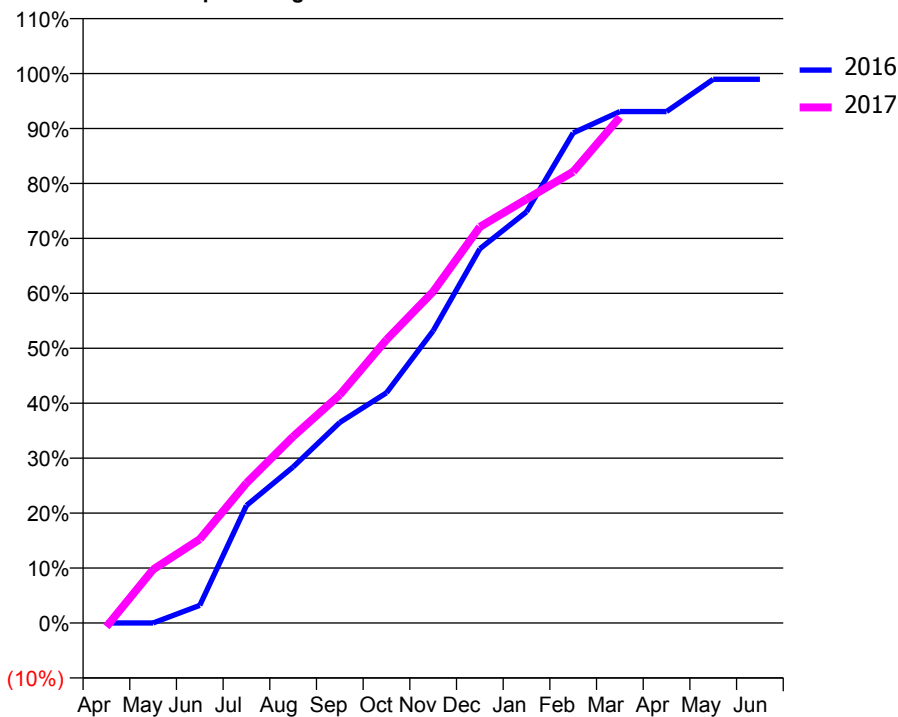
ACCESS*

Patients seen in 24 months	Total	Change since previous quarter
Quarter ending March 2016	3,433	
Quarter ending June 2016	3,740	↑
Quarter ending September 2016	4,055	↑
Quarter ending December 2016	4,431	↑
Quarter ending March 2017	4,231	↓
Variance since March 2016	23.2%	↑



ACTIVITY

Cumulative percentage of contracted UDA delivered 2016 & 2017



Month	Adjusted Scheduled Activity (UDA)	
	2016	2017
April	0	-107
May	0	1,491
June	451	2,336
July	3,002	3,899
August	3,985	5,197
September	5,123	6,359
October	5,879	7,893
November	7,463	9,234
December	9,557	11,035
January	10,500	11,807
February	12,515	12,572
March	13,061	14,092
April	13,061	
May	13,885	
June	13,887	

QUALITY

	Quantity	Base Number	Contract	AT	Region	England
% of FP17s for the same patient ID Re-attending within 3 months - Children	101	1,507	6.7%	11.4%	13.3%	12.3%
% of FP17s for the same patient ID Re-attending within 3 months - Adults	1,134	6,136	18.5%	15.5%	17.3%	16.7%
% of FP17s for the same patient ID Re-attending between 3 & 9 months - Children	859	1,507	57.0%	59.5%	58.9%	57.6%
% of FP17s for the same patient ID Re-attending between 3 & 9 months - Adults	3,417	6,136	55.7%	54.0%	52.2%	50.1%
% of FP17s for Band 1 Urgent Courses	326	7,245	4.5%	8.8%	9.2%	9.1%
% of FP17s Relating to Free Repair or Replacements	197	7,245	2.7%	0.9%	1.0%	0.8%
% of FP17s Relating to Continuations	109	7,245	1.5%	1.3%	1.4%	1.2%
% of Patients satisfied with the dentistry they have received	6	6	N/A	92.4%	93.1%	92.8%
% of Patients satisfied with the time they had to wait for an appointment	6	6	N/A	87.6%	89.5%	88.7%

* This is based on patients treated on this contract for their most recent course of treatment. Figures in italics indicate the base number of FP17s or Patient Questionnaire responses are less than 100. N/A is shown where the base number of responses is less than 10 during the period. % is calculated as Quantity/Base number*100

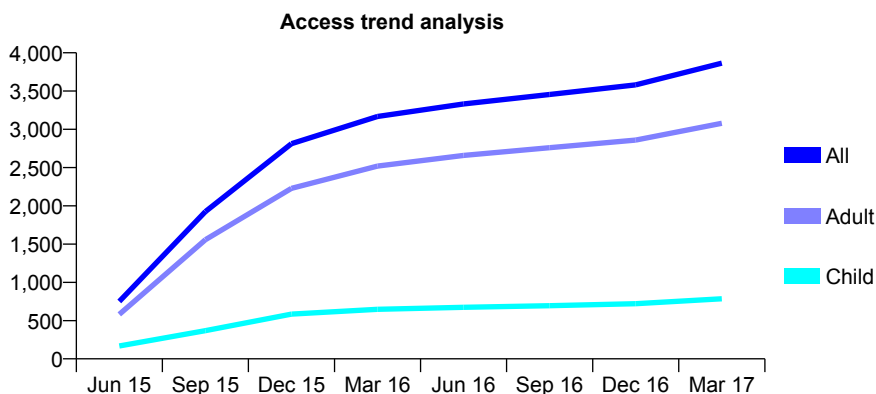
Q52 - Vital Signs At a Glance Contract Report for 173681/0004 - March 2017

Name or company name	Mulli Limited
Contract type name	GDS Contract
Purpose of contract	General
Contract start date	01/05/2015
Contract end date	

16/17 Contracted general activity (UDA)	13,781
Carry forward general activity (UDA)	12
16/17 Contracted orthodontic activity (UOA)	0
Carry forward orthodontic activity (UOA)	0
Baseline contract value	£311,958.83

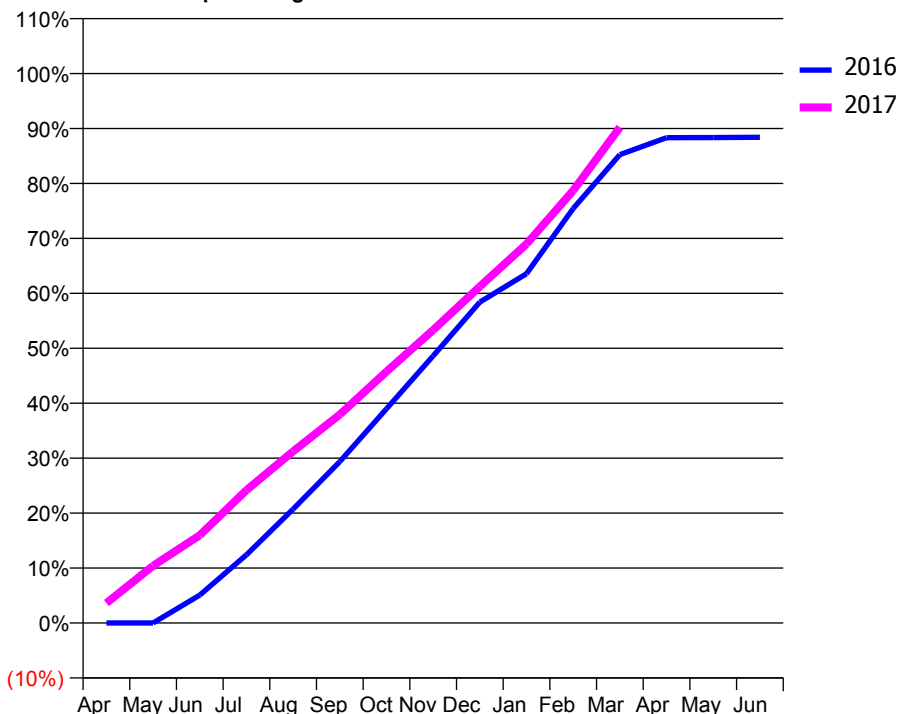
ACCESS*

Patients seen in 24 months	Total	Change since previous quarter
Quarter ending March 2016	3,168	
Quarter ending June 2016	3,331	↑
Quarter ending September 2016	3,455	↑
Quarter ending December 2016	3,581	↑
Quarter ending March 2017	3,865	↑
Variance since March 2016	22.0%	↑



ACTIVITY

Cumulative percentage of contracted UDA delivered 2016 & 2017



Month	Adjusted Scheduled Activity (UDA)	
	2016	2017
April	0	500
May	0	1,435
June	642	2,201
July	1,568	3,332
August	2,621	4,306
September	3,710	5,228
October	4,924	6,305
November	6,142	7,349
December	7,376	8,439
January	8,029	9,506
February	9,531	10,847
March	10,769	12,434
April	11,157	
May	11,161	
June	11,165	

QUALITY

	Quantity	Base Number	Contract	AT	Region	England
% of FP17s for the same patient ID Re-attending within 3 months - Children	93	1,231	7.6%	11.4%	13.3%	12.3%
% of FP17s for the same patient ID Re-attending within 3 months - Adults	1,147	5,543	20.7%	15.5%	17.3%	16.7%
% of FP17s for the same patient ID Re-attending between 3 & 9 months - Children	758	1,231	61.6%	59.5%	58.9%	57.6%
% of FP17s for the same patient ID Re-attending between 3 & 9 months - Adults	3,338	5,543	60.2%	54.0%	52.2%	50.1%
% of FP17s for Band 1 Urgent Courses	758	6,585	11.5%	8.8%	9.2%	9.1%
% of FP17s Relating to Free Repair or Replacements	142	6,585	2.2%	0.9%	1.0%	0.8%
% of FP17s Relating to Continuations	122	6,585	1.9%	1.3%	1.4%	1.2%
% of Patients satisfied with the dentistry they have received	8	8	N/A	92.4%	93.1%	92.8%
% of Patients satisfied with the time they had to wait for an appointment	8	8	N/A	87.6%	89.5%	88.7%

* This is based on patients treated on this contract for their most recent course of treatment. Figures in italics indicate the base number of FP17s or Patient Questionnaire responses are less than 100. N/A is shown where the base number of responses is less than 10 during the period. % is calculated as Quantity/Base number*100

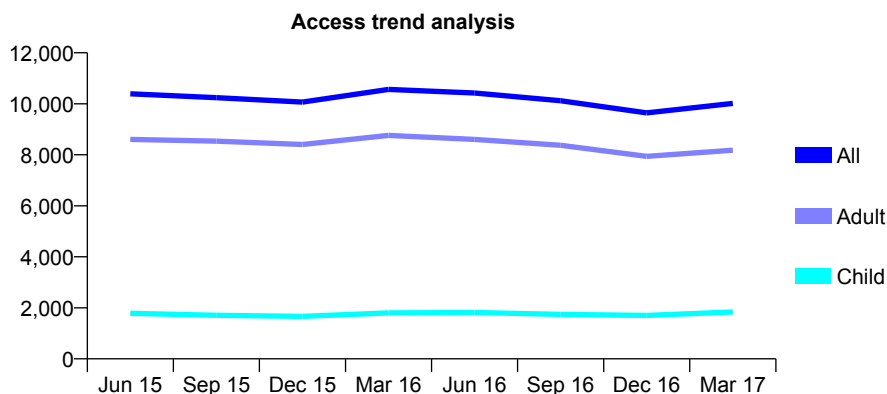
Q52 - Vital Signs At a Glance Contract Report for 174831/0001 - March 2017

Name or company name	TOVEY LITTLE DENTAL CENTRE LTD
Contract type name	GDS Contract
Purpose of contract	General
Contract start date	01/04/2011
Contract end date	

16/17 Contracted general activity (UDA)	30,005
Carry forward general activity (UDA)	84
16/17 Contracted orthodontic activity (UOA)	0
Carry forward orthodontic activity (UOA)	0
Baseline contract value	£967,104.69

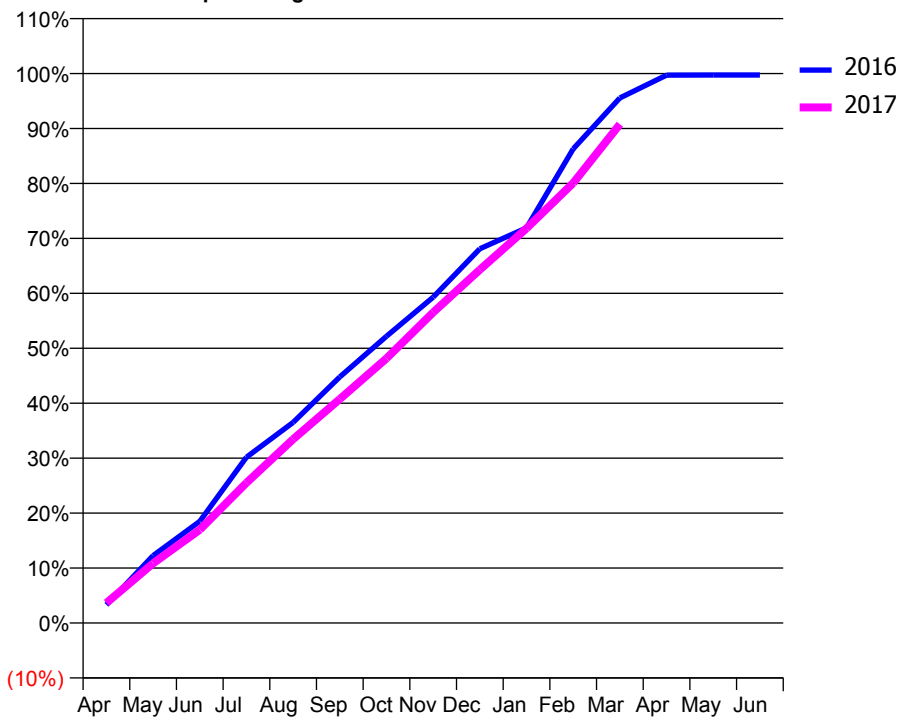
ACCESS*

Patients seen in 24 months	Total	Change since previous quarter
Quarter ending March 2016	10,564	
Quarter ending June 2016	10,422	↓
Quarter ending September 2016	10,118	↓
Quarter ending December 2016	9,642	↓
Quarter ending March 2017	10,018	↑
Variance since March 2016	(5.2%)	↓



ACTIVITY

Cumulative percentage of contracted UDA delivered 2016 & 2017



Month	Adjusted Scheduled Activity (UDA)	
	2016	2017
April	995	1,097
May	3,682	3,258
June	5,555	5,095
July	9,058	7,657
August	10,958	10,036
September	13,439	12,227
October	15,655	14,451
November	17,795	16,959
December	20,436	19,291
January	21,580	21,552
February	25,887	24,024
March	28,672	27,238
April	29,918	
May	29,921	
June	29,921	

QUALITY

	Quantity	Base Number	Contract	AT	Region	England
% of FP17s for the same patient ID Re-attending within 3 months - Children	388	3,084	12.6%	11.4%	13.3%	12.3%
% of FP17s for the same patient ID Re-attending within 3 months - Adults	1,706	11,863	14.4%	15.5%	17.3%	16.7%
% of FP17s for the same patient ID Re-attending between 3 & 9 months - Children	1,690	3,084	54.8%	59.5%	58.9%	57.6%
% of FP17s for the same patient ID Re-attending between 3 & 9 months - Adults	6,249	11,863	52.7%	54.0%	52.2%	50.1%
% of FP17s for Band 1 Urgent Courses	776	13,105	5.9%	8.8%	9.2%	9.1%
% of FP17s Relating to Free Repair or Replacements	204	13,105	1.6%	0.9%	1.0%	0.8%
% of FP17s Relating to Continuations	277	13,105	2.1%	1.3%	1.4%	1.2%
% of Patients satisfied with the dentistry they have received	19	20	95.0%	92.4%	93.1%	92.8%
% of Patients satisfied with the time they had to wait for an appointment	19	20	95.0%	87.6%	89.5%	88.7%

* This is based on patients treated on this contract for their most recent course of treatment. Figures in italics indicate the base number of FP17s or Patient Questionnaire responses are less than 100. N/A is shown where the base number of responses is less than 10 during the period. % is calculated as Quantity/Base number*100

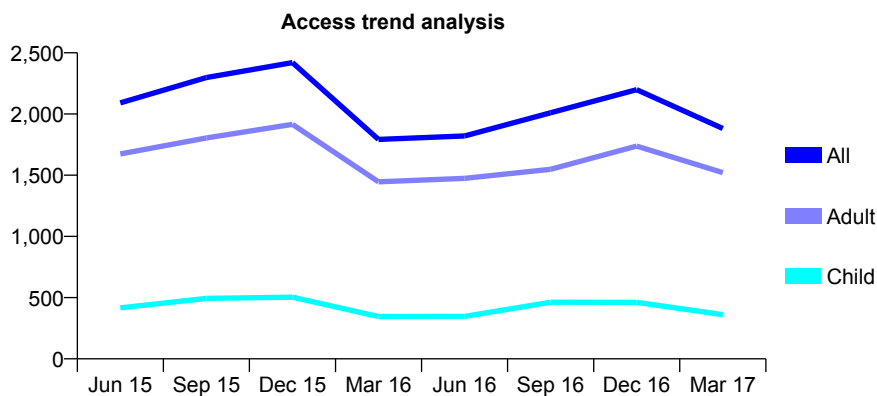
Q52 - Vital Signs At a Glance Contract Report for 174831/0002 - March 2017

Name or company name	TOVEY LITTLE DENTAL CENTRE LTD
Contract type name	GDS Contract
Purpose of contract	General
Contract start date	01/04/2011
Contract end date	

16/17 Contracted general activity (UDA)	6,000
Carry forward general activity (UDA)	-120
16/17 Contracted orthodontic activity (UOA)	0
Carry forward orthodontic activity (UOA)	0
Baseline contract value	£171,958.81

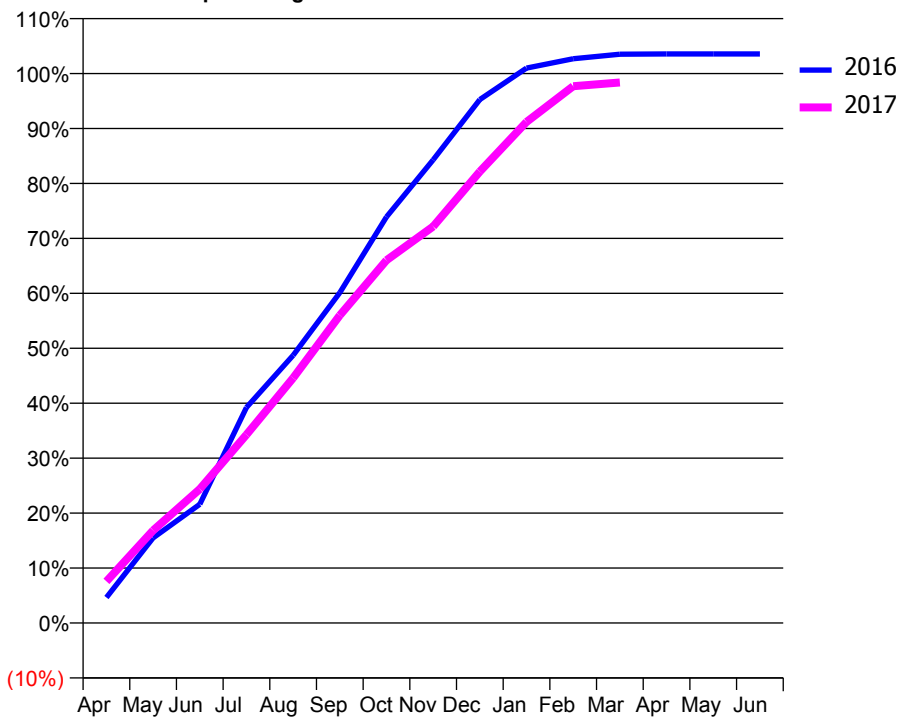
ACCESS*

Patients seen in 24 months	Total	Change since previous quarter
Quarter ending March 2016	1,792	
Quarter ending June 2016	1,821	→
Quarter ending September 2016	2,010	↑
Quarter ending December 2016	2,199	↑
Quarter ending March 2017	1,882	↓
Variance since March 2016	5.0%	↑



ACTIVITY

Cumulative percentage of contracted UDA delivered 2016 & 2017



Month	Adjusted Scheduled Activity (UDA)	
	2016	2017
April	278	454
May	929	1,011
June	1,296	1,462
July	2,354	2,056
August	2,923	2,675
September	3,608	3,359
October	4,435	3,961
November	5,057	4,329
December	5,716	4,930
January	6,060	5,471
February	6,161	5,861
March	6,211	5,902
April	6,214	
May	6,214	
June	6,214	

QUALITY

	Quantity	Base Number	Contract	AT	Region	England
% of FP17s for the same patient ID Re-attending within 3 months - Children	34	691	4.9%	11.4%	13.3%	12.3%
% of FP17s for the same patient ID Re-attending within 3 months - Adults	143	2,033	7.0%	15.5%	17.3%	16.7%
% of FP17s for the same patient ID Re-attending between 3 & 9 months - Children	331	691	47.9%	59.5%	58.9%	57.6%
% of FP17s for the same patient ID Re-attending between 3 & 9 months - Adults	514	2,033	25.3%	54.0%	52.2%	50.1%
% of FP17s for Band 1 Urgent Courses	126	2,722	4.6%	8.8%	9.2%	9.1%
% of FP17s Relating to Free Repair or Replacements	32	2,722	1.2%	0.9%	1.0%	0.8%
% of FP17s Relating to Continuations	45	2,722	1.7%	1.3%	1.4%	1.2%
% of Patients satisfied with the dentistry they have received	4	4	N/A	92.4%	93.1%	92.8%
% of Patients satisfied with the time they had to wait for an appointment	3	4	N/A	87.6%	89.5%	88.7%

* This is based on patients treated on this contract for their most recent course of treatment. Figures in italics indicate the base number of FP17s or Patient Questionnaire responses are less than 100. N/A is shown where the base number of responses is less than 10 during the period. % is calculated as Quantity/Base number*100

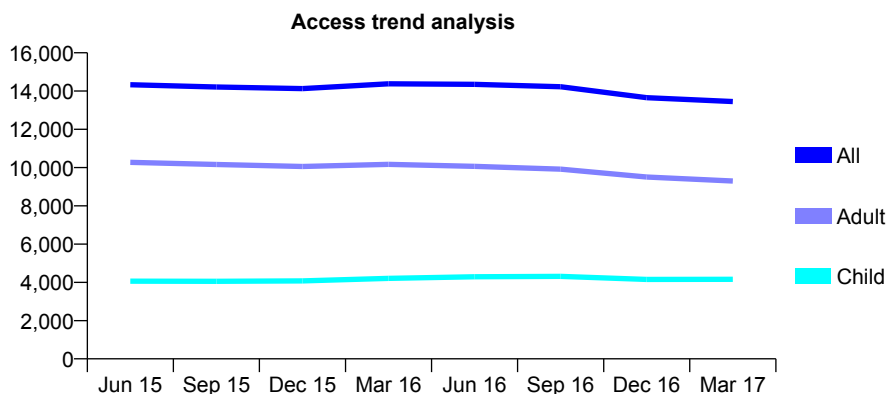
Q52 - Vital Signs At a Glance Contract Report for 177725/0001 - March 2017

Name or company name	MCM Dental Services Ltd
Contract type name	PDS Contract
Purpose of contract	General
Contract start date	03/10/2007
Contract end date	02/10/2017

16/17 Contracted general activity (UDA)	47,000
Carry forward general activity (UDA)	-85
16/17 Contracted orthodontic activity (UOA)	0
Carry forward orthodontic activity (UOA)	0
Baseline contract value	£1,410,643.05

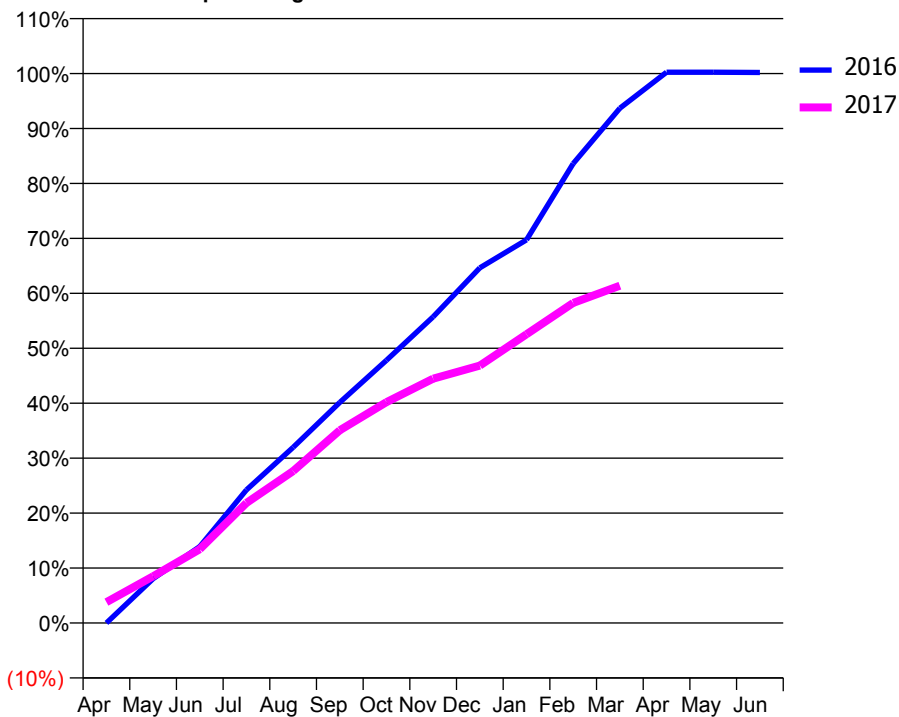
ACCESS*

Patients seen in 24 months	Total	Change since previous quarter
Quarter ending March 2016	14,376	
Quarter ending June 2016	14,354	→
Quarter ending September 2016	14,228	→
Quarter ending December 2016	13,656	↓
Quarter ending March 2017	13,455	↓
Variance since March 2016	(6.4%)	↓



ACTIVITY

Cumulative percentage of contracted UDA delivered 2016 & 2017



Month	Adjusted Scheduled Activity (UDA)	
	2016	2017
April	0	1,786
May	3,789	4,002
June	6,537	6,318
July	11,392	10,274
August	15,031	12,995
September	18,866	16,490
October	22,479	18,893
November	26,191	20,902
December	30,377	22,014
January	32,773	24,697
February	39,303	27,381
March	44,033	28,854
April	47,106	
May	47,112	
June	47,085	

QUALITY

	Quantity	Base Number	Contract	AT	Region	England
% of FP17s for the same patient ID Re-attending within 3 months - Children	360	4,794	7.5%	11.4%	13.3%	12.3%
% of FP17s for the same patient ID Re-attending within 3 months - Adults	1,339	9,558	14.0%	15.5%	17.3%	16.7%
% of FP17s for the same patient ID Re-attending between 3 & 9 months - Children	2,440	4,794	50.9%	59.5%	58.9%	57.6%
% of FP17s for the same patient ID Re-attending between 3 & 9 months - Adults	4,813	9,558	50.4%	54.0%	52.2%	50.1%
% of FP17s for Band 1 Urgent Courses	1,628	12,707	12.8%	8.8%	9.2%	9.1%
% of FP17s Relating to Free Repair or Replacements	66	12,707	0.5%	0.9%	1.0%	0.8%
% of FP17s Relating to Continuations	50	12,707	0.4%	1.3%	1.4%	1.2%
% of Patients satisfied with the dentistry they have received	10	11	90.9%	92.4%	93.1%	92.8%
% of Patients satisfied with the time they had to wait for an appointment	11	11	100.0%	87.6%	89.5%	88.7%

* This is based on patients treated on this contract for their most recent course of treatment. Figures in italics indicate the base number of FP17s or Patient Questionnaire responses are less than 100. N/A is shown where the base number of responses is less than 10 during the period. % is calculated as Quantity/Base number*100

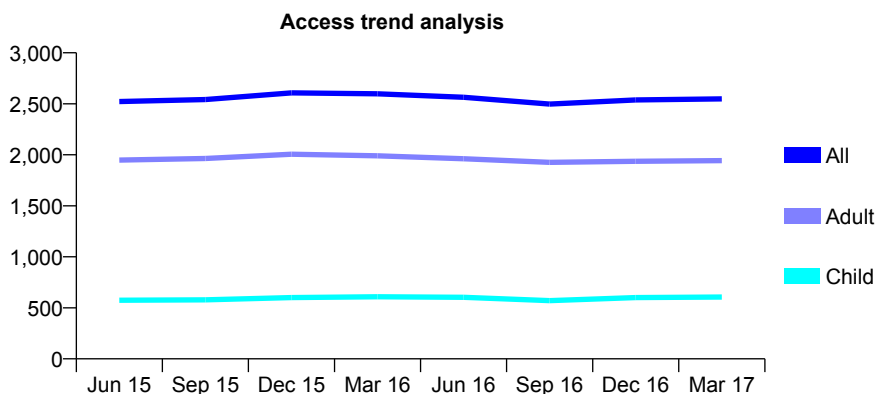
Q52 - Vital Signs At a Glance Contract Report for 180904/0002 - March 2017

Name or company name	Perfect Smile Clinic (UK) Ltd
Contract type name	PDS Contract
Purpose of contract	General
Contract start date	01/03/2011
Contract end date	31/03/2021

16/17 Contracted general activity (UDA)	8,080
Carry forward general activity (UDA)	24
16/17 Contracted orthodontic activity (UOA)	0
Carry forward orthodontic activity (UOA)	0
Baseline contract value	£223,213.00

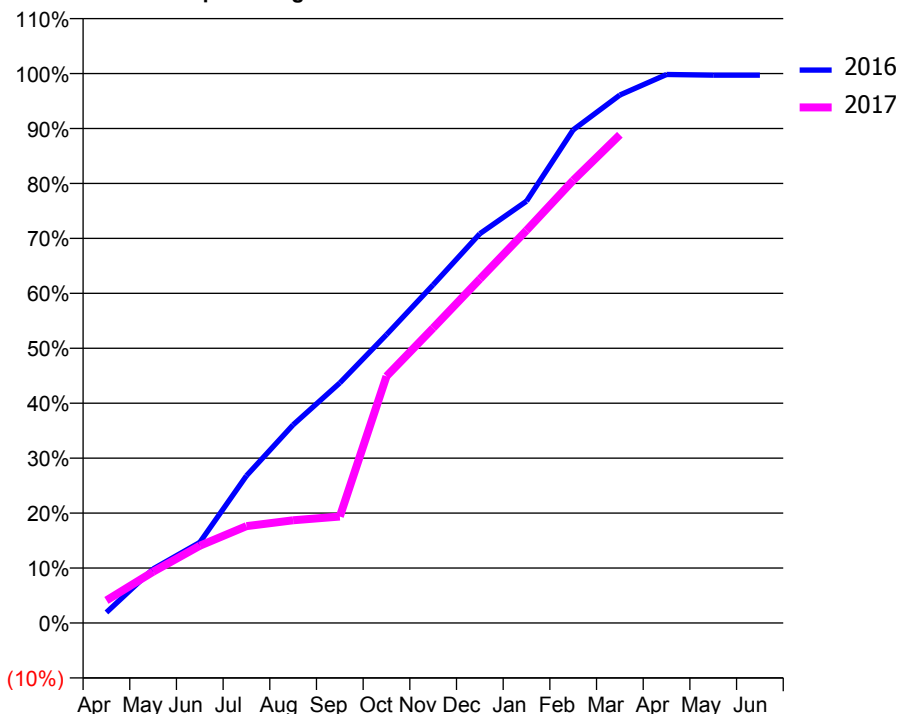
ACCESS*

Patients seen in 24 months	Total	Change since previous quarter
Quarter ending March 2016	2,598	
Quarter ending June 2016	2,564	↓
Quarter ending September 2016	2,497	↓
Quarter ending December 2016	2,538	→
Quarter ending March 2017	2,549	→
Variance since March 2016	(1.9%)	↓



ACTIVITY

Cumulative percentage of contracted UDA delivered 2016 & 2017



Month	Adjusted Scheduled Activity (UDA)	
	2016	2017
April	156	332
May	795	753
June	1,186	1,136
July	2,165	1,424
August	2,914	1,512
September	3,531	1,566
October	4,240	3,628
November	4,973	4,338
December	5,725	5,058
January	6,204	5,773
February	7,251	6,509
March	7,764	7,180
April	8,067	
May	8,056	
June	8,056	

QUALITY

	Quantity	Base Number	Contract	AT	Region	England
% of FP17s for the same patient ID Re-attending within 3 months - Children	71	1,037	6.8%	11.4%	13.3%	12.3%
% of FP17s for the same patient ID Re-attending within 3 months - Adults	500	3,163	15.8%	15.5%	17.3%	16.7%
% of FP17s for the same patient ID Re-attending between 3 & 9 months - Children	730	1,037	70.4%	59.5%	58.9%	57.6%
% of FP17s for the same patient ID Re-attending between 3 & 9 months - Adults	1,892	3,163	59.8%	54.0%	52.2%	50.1%
% of FP17s for Band 1 Urgent Courses	356	4,060	8.8%	8.8%	9.2%	9.1%
% of FP17s Relating to Free Repair or Replacements	50	4,060	1.2%	0.9%	1.0%	0.8%
% of FP17s Relating to Continuations	17	4,060	0.4%	1.3%	1.4%	1.2%
% of Patients satisfied with the dentistry they have received	3	3	N/A	92.4%	93.1%	92.8%
% of Patients satisfied with the time they had to wait for an appointment	3	3	N/A	87.6%	89.5%	88.7%

* This is based on patients treated on this contract for their most recent course of treatment. Figures in italics indicate the base number of FP17s or Patient Questionnaire responses are less than 100. N/A is shown where the base number of responses is less than 10 during the period. % is calculated as Quantity/Base number*100

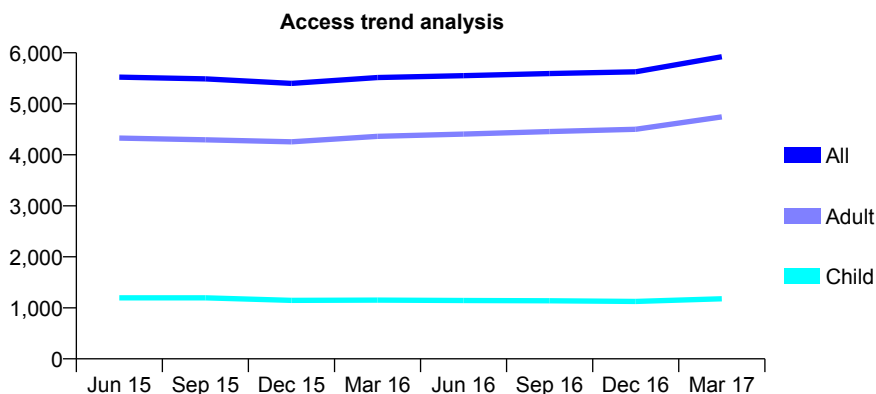
Q52 - Vital Signs At a Glance Contract Report for 181234/0001 - March 2017

Name or company name	Glen Lea Dental Suite
Contract type name	GDS Contract
Purpose of contract	General
Contract start date	01/06/2012
Contract end date	

16/17 Contracted general activity (UDA)	14,835
Carry forward general activity (UDA)	-297
16/17 Contracted orthodontic activity (UOA)	0
Carry forward orthodontic activity (UOA)	0
Baseline contract value	£424,959.04

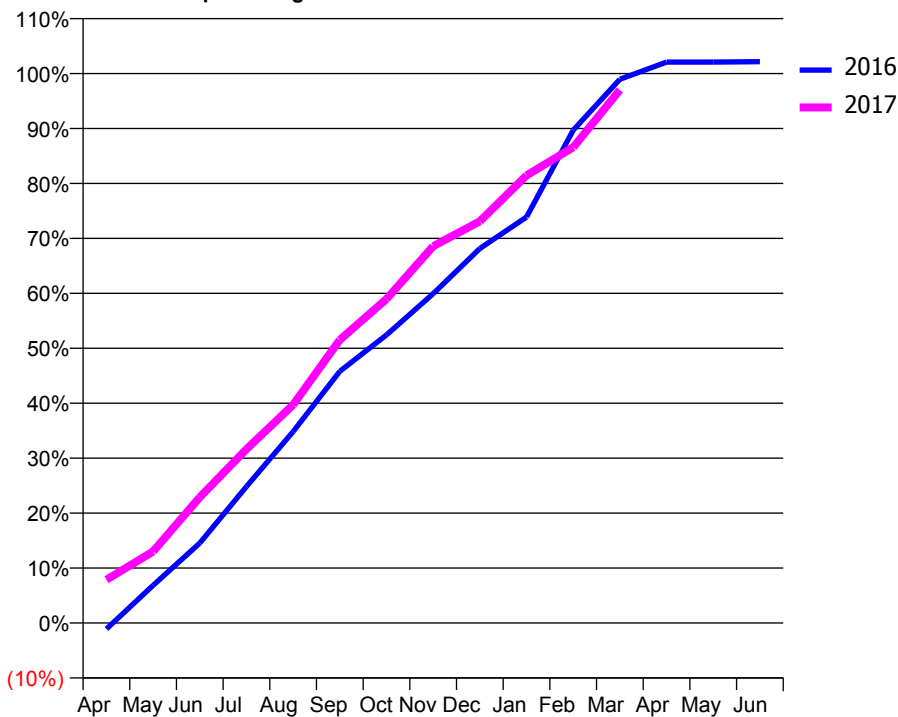
ACCESS*

Patients seen in 24 months	Total	Change since previous quarter
Quarter ending March 2016	5,514	
Quarter ending June 2016	5,551	→
Quarter ending September 2016	5,593	→
Quarter ending December 2016	5,627	→
Quarter ending March 2017	5,924	↑
Variance since March 2016	7.4%	↑



ACTIVITY

Cumulative percentage of contracted UDA delivered 2016 & 2017



Month	Adjusted Scheduled Activity (UDA)	
	2016	2017
April	-164	1,169
May	1,018	1,932
June	2,160	3,396
July	3,685	4,691
August	5,169	5,892
September	6,796	7,644
October	7,776	8,748
November	8,890	10,171
December	10,111	10,844
January	10,961	12,082
February	13,305	12,843
March	14,678	14,389
April	15,142	
May	15,142	
June	15,154	

QUALITY

	Quantity	Base Number	Contract	AT	Region	England
% of FP17s for the same patient ID Re-attending within 3 months - Children	89	1,409	6.3%	11.4%	13.3%	12.3%
% of FP17s for the same patient ID Re-attending within 3 months - Adults	760	5,378	14.1%	15.5%	17.3%	16.7%
% of FP17s for the same patient ID Re-attending between 3 & 9 months - Children	407	1,409	28.9%	59.5%	58.9%	57.6%
% of FP17s for the same patient ID Re-attending between 3 & 9 months - Adults	1,477	5,378	27.5%	54.0%	52.2%	50.1%
% of FP17s for Band 1 Urgent Courses	631	6,304	10.0%	8.8%	9.2%	9.1%
% of FP17s Relating to Free Repair or Replacements	22	6,304	0.3%	0.9%	1.0%	0.8%
% of FP17s Relating to Continuations	162	6,304	2.6%	1.3%	1.4%	1.2%
% of Patients satisfied with the dentistry they have received	18	19	94.7%	92.4%	93.1%	92.8%
% of Patients satisfied with the time they had to wait for an appointment	19	19	100.0%	87.6%	89.5%	88.7%

* This is based on patients treated on this contract for their most recent course of treatment. Figures in italics indicate the base number of FP17s or Patient Questionnaire responses are less than 100. N/A is shown where the base number of responses is less than 10 during the period. % is calculated as Quantity/Base number*100

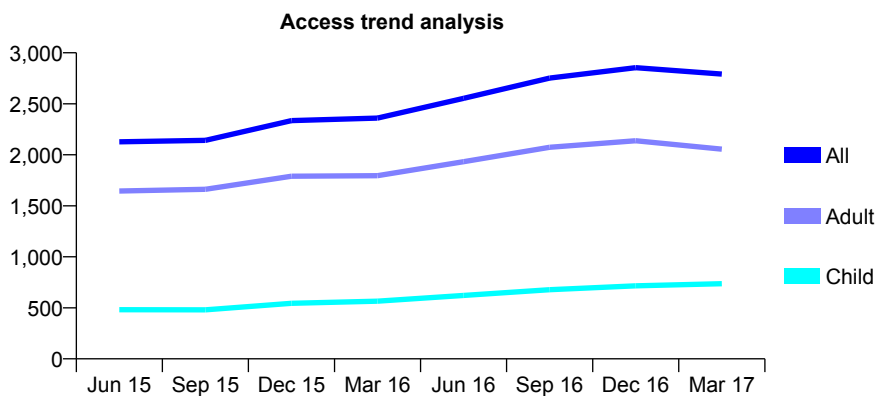
Q52 - Vital Signs At a Glance Contract Report for 181234/0002 - March 2017

Name or company name	Glen Lea Dental Suite
Contract type name	GDS Contract
Purpose of contract	General
Contract start date	01/06/2012
Contract end date	

16/17 Contracted general activity (UDA)	7,000
Carry forward general activity (UDA)	-140
16/17 Contracted orthodontic activity (UOA)	0
Carry forward orthodontic activity (UOA)	0
Baseline contract value	£172,670.95

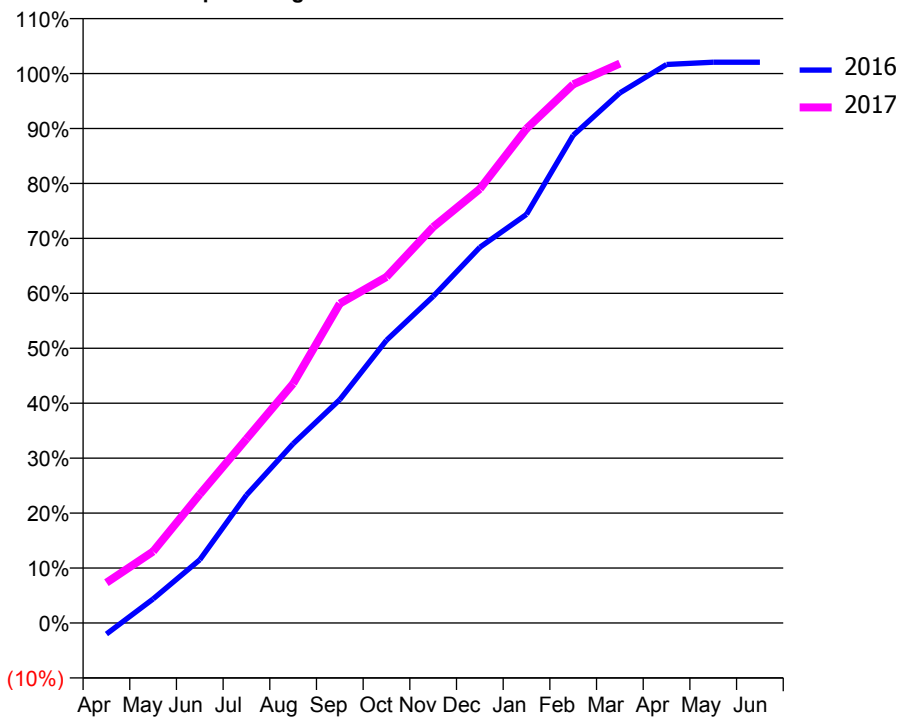
ACCESS*

Patients seen in 24 months	Total	Change since previous quarter
Quarter ending March 2016	2,360	
Quarter ending June 2016	2,554	↑
Quarter ending September 2016	2,752	↑
Quarter ending December 2016	2,854	↑
Quarter ending March 2017	2,791	↓
Variance since March 2016	18.3%	↑



ACTIVITY

Cumulative percentage of contracted UDA delivered 2016 & 2017



Month	Adjusted Scheduled Activity (UDA)	
	2016	2017
April	-141	513
May	307	912
June	806	1,639
July	1,630	2,344
August	2,284	3,051
September	2,846	4,070
October	3,602	4,409
November	4,161	5,044
December	4,786	5,530
January	5,205	6,298
February	6,212	6,862
March	6,753	7,126
April	7,115	
May	7,143	
June	7,144	

QUALITY

	Quantity	Base Number	Contract	AT	Region	England
% of FP17s for the same patient ID Re-attending within 3 months - Children	61	1,020	6.0%	11.4%	13.3%	12.3%
% of FP17s for the same patient ID Re-attending within 3 months - Adults	417	2,755	15.1%	15.5%	17.3%	16.7%
% of FP17s for the same patient ID Re-attending between 3 & 9 months - Children	347	1,020	34.0%	59.5%	58.9%	57.6%
% of FP17s for the same patient ID Re-attending between 3 & 9 months - Adults	750	2,755	27.2%	54.0%	52.2%	50.1%
% of FP17s for Band 1 Urgent Courses	627	3,581	17.5%	8.8%	9.2%	9.1%
% of FP17s Relating to Free Repair or Replacements	21	3,581	0.6%	0.9%	1.0%	0.8%
% of FP17s Relating to Continuations	78	3,581	2.2%	1.3%	1.4%	1.2%
% of Patients satisfied with the dentistry they have received	6	7	N/A	92.4%	93.1%	92.8%
% of Patients satisfied with the time they had to wait for an appointment	6	7	N/A	87.6%	89.5%	88.7%

* This is based on patients treated on this contract for their most recent course of treatment. Figures in italics indicate the base number of FP17s or Patient Questionnaire responses are less than 100. N/A is shown where the base number of responses is less than 10 during the period. % is calculated as Quantity/Base number*100

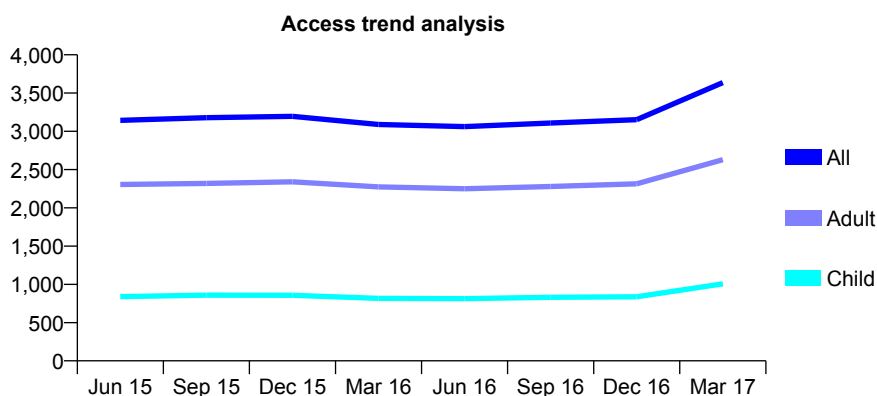
Q52 - Vital Signs At a Glance Contract Report for 181463/0001 - March 2017

Name or company name	Dhinsa Dental Limited
Contract type name	GDS Contract
Purpose of contract	General
Contract start date	01/04/2009
Contract end date	

16/17 Contracted general activity (UDA)	11,550
Carry forward general activity (UDA)	1,190
16/17 Contracted orthodontic activity (UOA)	0
Carry forward orthodontic activity (UOA)	0
Baseline contract value	£273,092.10

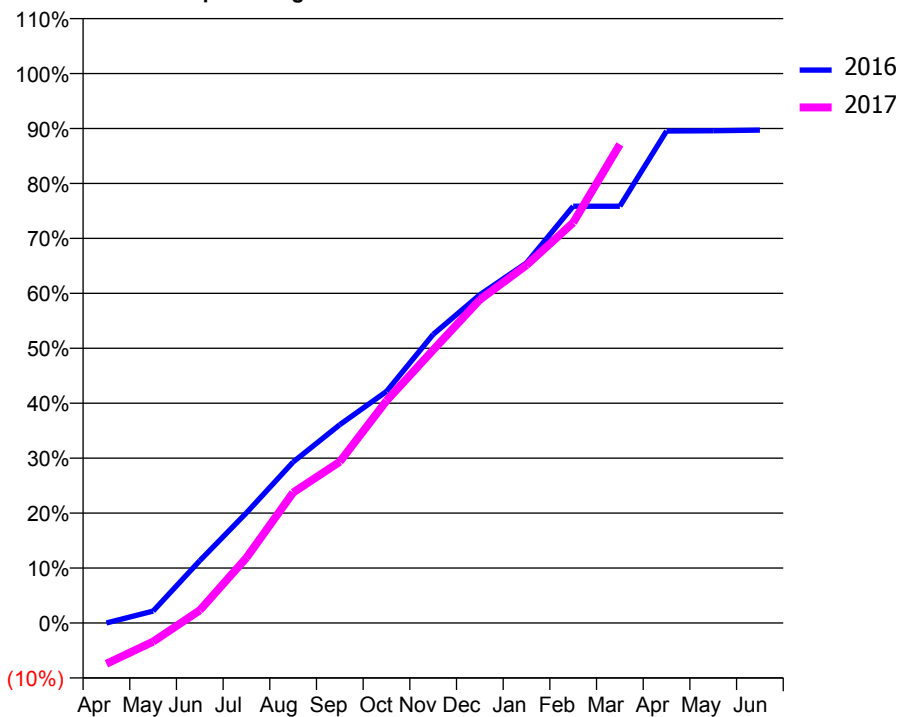
ACCESS*

Patients seen in 24 months	Total	Change since previous quarter
Quarter ending March 2016	3,089	
Quarter ending June 2016	3,062	→
Quarter ending September 2016	3,109	→
Quarter ending December 2016	3,152	→
Quarter ending March 2017	3,636	↑
Variance since March 2016	17.7%	↑



ACTIVITY

Cumulative percentage of contracted UDA delivered 2016 & 2017



Month	Adjusted Scheduled Activity (UDA)	
	2016	2017
April	0	-860
May	252	-394
June	1,311	267
July	2,318	1,372
August	3,385	2,742
September	4,169	3,390
October	4,867	4,671
November	6,067	5,738
December	6,900	6,795
January	7,568	7,521
February	8,760	8,415
March	8,760	10,060
April	10,342	
May	10,346	
June	10,360	

QUALITY

	Quantity	Base Number	Contract	AT	Region	England
% of FP17s for the same patient ID Re-attending within 3 months - Children	84	1,662	5.1%	11.4%	13.3%	12.3%
% of FP17s for the same patient ID Re-attending within 3 months - Adults	567	3,700	15.3%	15.5%	17.3%	16.7%
% of FP17s for the same patient ID Re-attending between 3 & 9 months - Children	983	1,662	59.1%	59.5%	58.9%	57.6%
% of FP17s for the same patient ID Re-attending between 3 & 9 months - Adults	1,505	3,700	40.7%	54.0%	52.2%	50.1%
% of FP17s for Band 1 Urgent Courses	228	4,655	4.9%	8.8%	9.2%	9.1%
% of FP17s Relating to Free Repair or Replacements	40	4,655	0.9%	0.9%	1.0%	0.8%
% of FP17s Relating to Continuations	77	4,655	1.7%	1.3%	1.4%	1.2%
% of Patients satisfied with the dentistry they have received	7	7	N/A	92.4%	93.1%	92.8%
% of Patients satisfied with the time they had to wait for an appointment	7	7	N/A	87.6%	89.5%	88.7%

* This is based on patients treated on this contract for their most recent course of treatment. Figures in italics indicate the base number of FP17s or Patient Questionnaire responses are less than 100. N/A is shown where the base number of responses is less than 10 during the period. % is calculated as Quantity/Base number*100

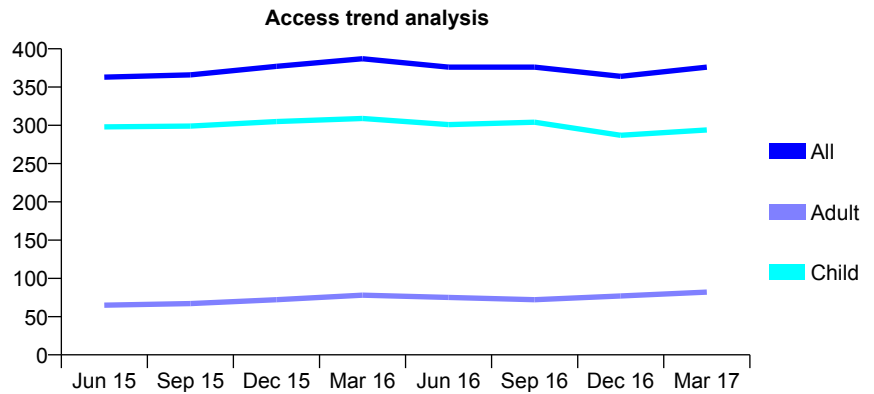
Q52 - Vital Signs At a Glance Contract Report for 182192/0001 - March 2017

Name or company name	Baldon Dental Centre Ltd
Contract type name	PDS Contract
Purpose of contract	General
Contract start date	01/11/2008
Contract end date	31/10/2018

16/17 Contracted general activity (UDA)	835
Carry forward general activity (UDA)	5
16/17 Contracted orthodontic activity (UOA)	0
Carry forward orthodontic activity (UOA)	0
Baseline contract value	£23,955.39

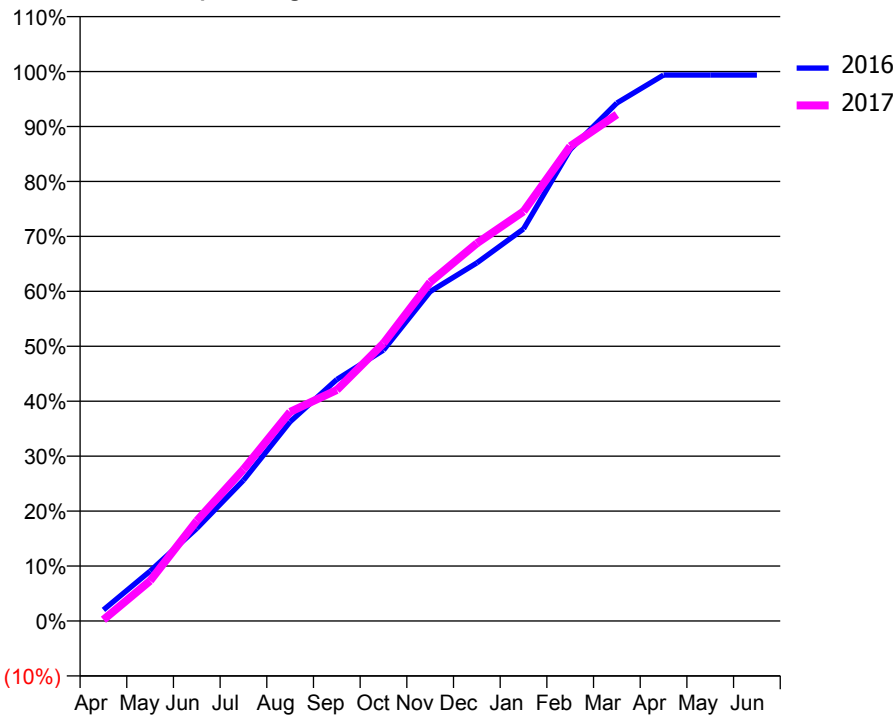
ACCESS*

Patients seen in 24 months	Total	Change since previous quarter
Quarter ending March 2016	387	
Quarter ending June 2016	376	↓
Quarter ending September 2016	376	→
Quarter ending December 2016	364	↓
Quarter ending March 2017	376	↑
Variance since March 2016	(2.8%)	↓



ACTIVITY

Cumulative percentage of contracted UDA delivered 2016 & 2017



Month	Adjusted Scheduled Activity (UDA)	
	2016	2017
April	17	2
May	76	61
June	141	152
July	214	230
August	303	318
September	367	351
October	412	422
November	501	515
December	544	574
January	596	622
February	716	721
March	787	770
April	830	
May	830	
June	830	

QUALITY

	Quantity	Base Number	Contract	AT	Region	England
% of FP17s for the same patient ID Re-attending within 3 months - Children	24	447	5.4%	11.4%	13.3%	12.3%
% of FP17s for the same patient ID Re-attending within 3 months - Adults	3	68	4.4%	15.5%	17.3%	16.7%
% of FP17s for the same patient ID Re-attending between 3 & 9 months - Children	312	447	69.8%	59.5%	58.9%	57.6%
% of FP17s for the same patient ID Re-attending between 3 & 9 months - Adults	41	68	60.3%	54.0%	52.2%	50.1%
% of FP17s for Band 1 Urgent Courses	13	486	2.7%	8.8%	9.2%	9.1%
% of FP17s Relating to Free Repair or Replacements	0	486	0.0%	0.9%	1.0%	0.8%
% of FP17s Relating to Continuations	0	486	0.0%	1.3%	1.4%	1.2%
% of Patients satisfied with the dentistry they have received	2	2	N/A	92.4%	93.1%	92.8%
% of Patients satisfied with the time they had to wait for an appointment	1	2	N/A	87.6%	89.5%	88.7%

* This is based on patients treated on this contract for their most recent course of treatment. Figures in italics indicate the base number of FP17s or Patient Questionnaire responses are less than 100. N/A is shown where the base number of responses is less than 10 during the period. % is calculated as Quantity/Base number*100

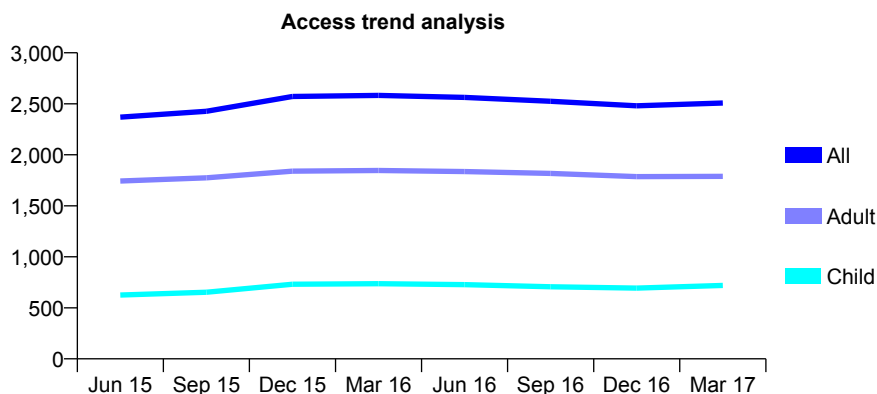
Q52 - Vital Signs At a Glance Contract Report for 183180/0001 - March 2017

Name or company name	Airedale Dental Practice
Contract type name	GDS Contract
Purpose of contract	General
Contract start date	01/03/2013
Contract end date	

16/17 Contracted general activity (UDA)	8,800
Carry forward general activity (UDA)	170
16/17 Contracted orthodontic activity (UOA)	0
Carry forward orthodontic activity (UOA)	0
Baseline contract value	£278,235.70

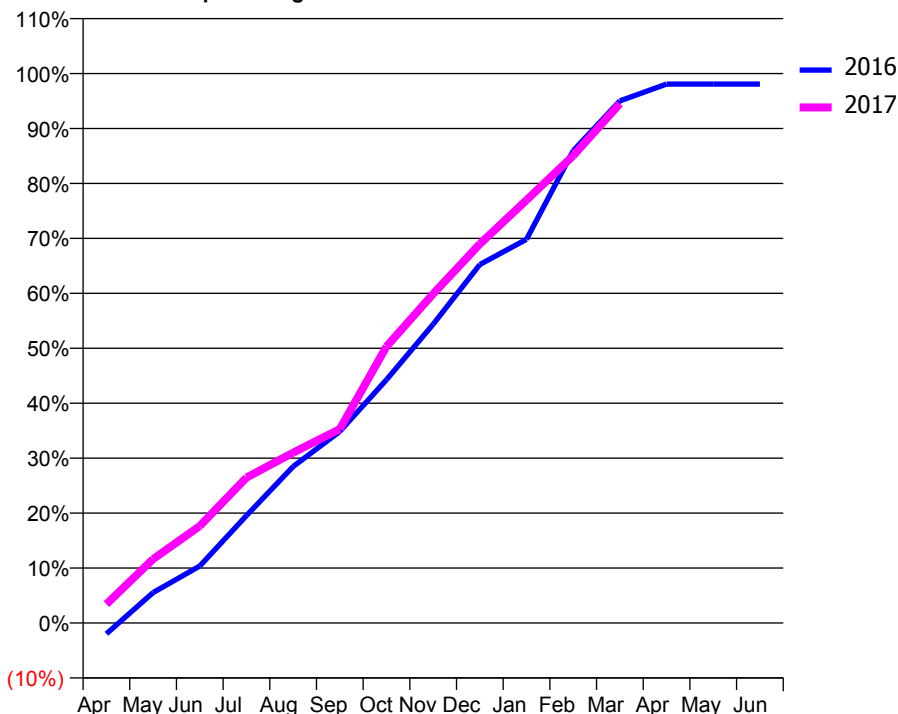
ACCESS*

Patients seen in 24 months	Total	Change since previous quarter
Quarter ending March 2016	2,583	
Quarter ending June 2016	2,563	→
Quarter ending September 2016	2,525	↓
Quarter ending December 2016	2,480	↓
Quarter ending March 2017	2,508	→
Variance since March 2016	(2.9%)	↓



ACTIVITY

Cumulative percentage of contracted UDA delivered 2016 & 2017



Month	Adjusted Scheduled Activity (UDA)	
	2016	2017
April	-174	302
May	489	1,024
June	912	1,554
July	1,719	2,329
August	2,506	2,727
September	3,067	3,107
October	3,896	4,427
November	4,784	5,272
December	5,740	6,069
January	6,144	6,773
February	7,563	7,485
March	8,361	8,316
April	8,630	
May	8,630	
June	8,630	

QUALITY

	Quantity	Base Number	Contract	AT	Region	England
% of FP17s for the same patient ID Re-attending within 3 months - Children	117	1,017	11.5%	11.4%	13.3%	12.3%
% of FP17s for the same patient ID Re-attending within 3 months - Adults	521	2,493	20.9%	15.5%	17.3%	16.7%
% of FP17s for the same patient ID Re-attending between 3 & 9 months - Children	552	1,017	54.3%	59.5%	58.9%	57.6%
% of FP17s for the same patient ID Re-attending between 3 & 9 months - Adults	1,232	2,493	49.4%	54.0%	52.2%	50.1%
% of FP17s for Band 1 Urgent Courses	343	3,367	10.2%	8.8%	9.2%	9.1%
% of FP17s Relating to Free Repair or Replacements	48	3,367	1.4%	0.9%	1.0%	0.8%
% of FP17s Relating to Continuations	90	3,367	2.7%	1.3%	1.4%	1.2%
% of Patients satisfied with the dentistry they have received	4	4	N/A	92.4%	93.1%	92.8%
% of Patients satisfied with the time they had to wait for an appointment	2	4	N/A	87.6%	89.5%	88.7%

* This is based on patients treated on this contract for their most recent course of treatment. Figures in italics indicate the base number of FP17s or Patient Questionnaire responses are less than 100. N/A is shown where the base number of responses is less than 10 during the period. % is calculated as Quantity/Base number*100

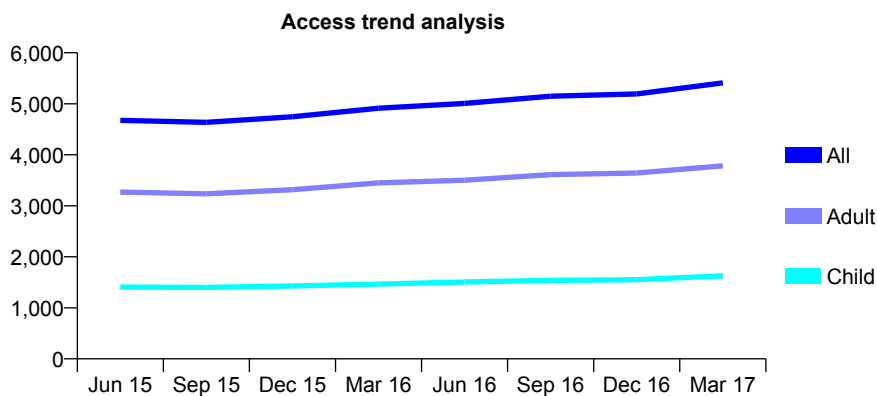
Q52 - Vital Signs At a Glance Contract Report for 183857/0001 - March 2017

Name or company name	Windmill Dental
Contract type name	GDS Contract
Purpose of contract	General
Contract start date	01/03/2010
Contract end date	

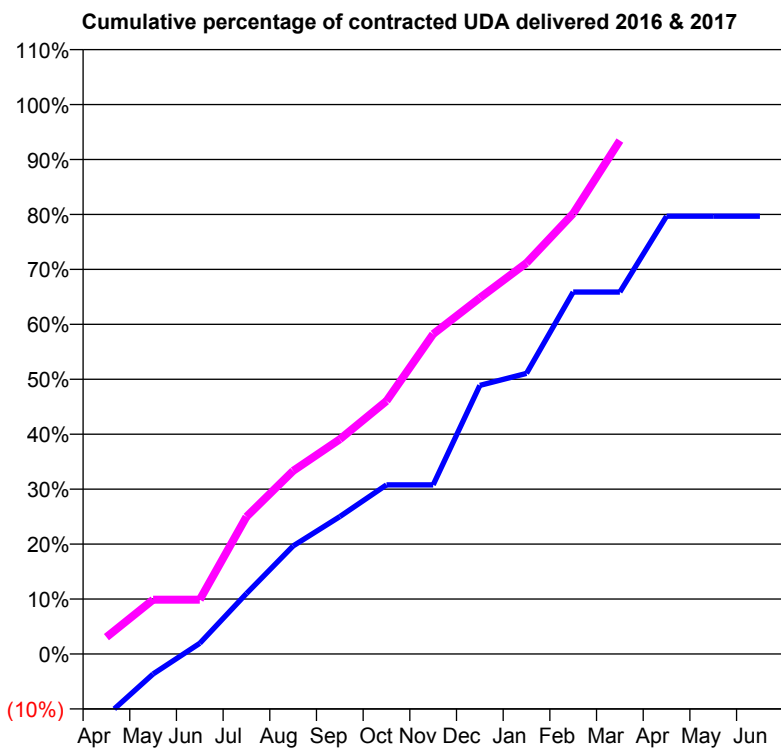
16/17 Contracted general activity (UDA)	14,000
Carry forward general activity (UDA)	0
16/17 Contracted orthodontic activity (UOA)	0
Carry forward orthodontic activity (UOA)	0
Baseline contract value	£375,371.64

ACCESS*

Patients seen in 24 months	Total	Change since previous quarter
Quarter ending March 2016	4,915	
Quarter ending June 2016	5,009	→
Quarter ending September 2016	5,150	↑
Quarter ending December 2016	5,193	→
Quarter ending March 2017	5,411	↑
Variance since March 2016	10.1%	↑



ACTIVITY



Month	Adjusted Scheduled Activity (UDA)	
	2016	2017
April	-1,586	430
May	-510	1,385
June	272	1,385
July	1,540	3,498
August	2,753	4,665
September	3,503	5,472
October	4,309	6,446
November	4,309	8,152
December	6,844	9,074
January	7,148	9,961
February	9,222	11,223
March	9,222	13,083
April	11,155	
May	11,154	
June	11,154	

QUALITY

	Quantity	Base Number	Contract	AT	Region	England
% of FP17s for the same patient ID Re-attending within 3 months - Children	192	2,761	7.0%	11.4%	13.3%	12.3%
% of FP17s for the same patient ID Re-attending within 3 months - Adults	791	5,997	13.2%	15.5%	17.3%	16.7%
% of FP17s for the same patient ID Re-attending between 3 & 9 months - Children	1,708	2,761	61.9%	59.5%	58.9%	57.6%
% of FP17s for the same patient ID Re-attending between 3 & 9 months - Adults	3,528	5,997	58.8%	54.0%	52.2%	50.1%
% of FP17s for Band 1 Urgent Courses	303	6,898	4.4%	8.8%	9.2%	9.1%
% of FP17s Relating to Free Repair or Replacements	16	6,898	0.2%	0.9%	1.0%	0.8%
% of FP17s Relating to Continuations	41	6,898	0.6%	1.3%	1.4%	1.2%
% of Patients satisfied with the dentistry they have received	7	8	N/A	92.4%	93.1%	92.8%
% of Patients satisfied with the time they had to wait for an appointment	7	8	N/A	87.6%	89.5%	88.7%

* This is based on patients treated on this contract for their most recent course of treatment. Figures in italics indicate the base number of FP17s or Patient Questionnaire responses are less than 100. N/A is shown where the base number of responses is less than 10 during the period. % is calculated as Quantity/Base number*100

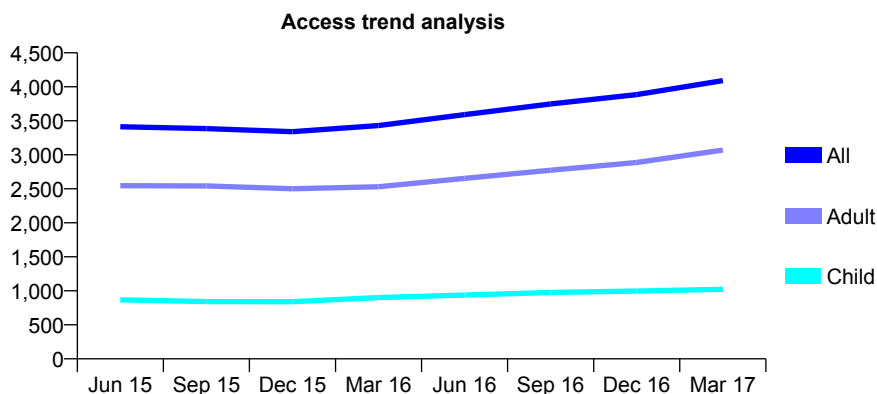
Q52 - Vital Signs At a Glance Contract Report for 184659/0001 - March 2017

Name or company name	Humber & Yorkshire CDA Limited
Contract type name	GDS Contract
Purpose of contract	General
Contract start date	12/11/2009
Contract end date	

16/17 Contracted general activity (UDA)	9,403
Carry forward general activity (UDA)	0
16/17 Contracted orthodontic activity (UOA)	0
Carry forward orthodontic activity (UOA)	0
Baseline contract value	£268,122.60

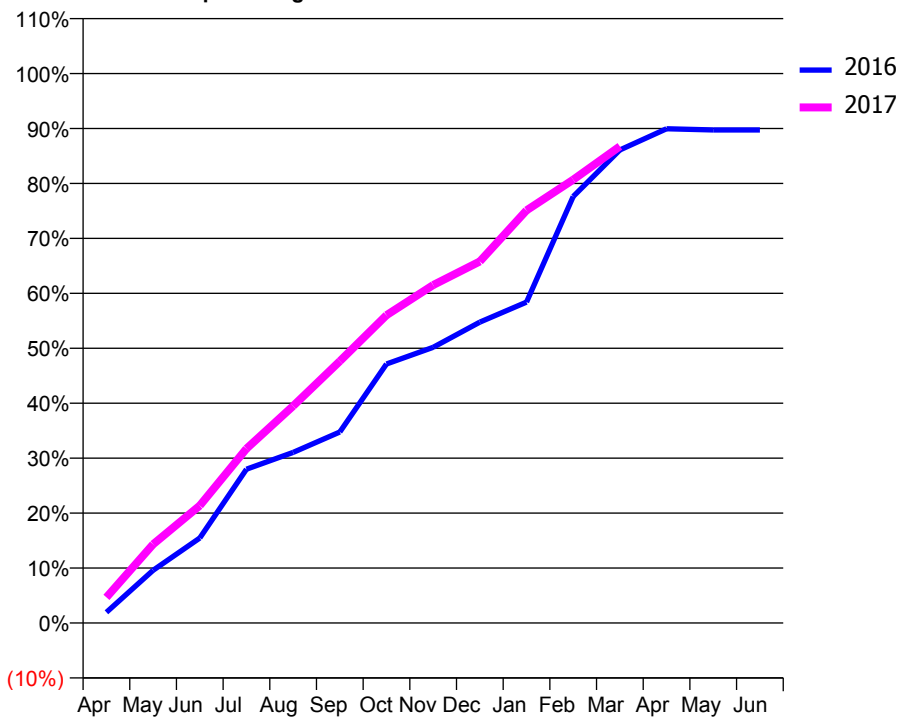
ACCESS*

Patients seen in 24 months	Total	Change since previous quarter
Quarter ending March 2016	3,430	
Quarter ending June 2016	3,592	↑
Quarter ending September 2016	3,749	↑
Quarter ending December 2016	3,886	↑
Quarter ending March 2017	4,092	↑
Variance since March 2016	19.3%	↑



ACTIVITY

Cumulative percentage of contracted UDA delivered 2016 & 2017



Adjusted Scheduled Activity (UDA)

Month	2016	2017
April	167	440
May	817	1,347
June	1,314	2,010
July	2,379	2,984
August	2,640	3,714
September	2,955	4,480
October	4,007	5,268
November	4,264	5,783
December	4,654	6,188
January	4,963	7,060
February	6,598	7,587
March	7,317	8,157
April	7,646	
May	7,626	
June	7,626	

QUALITY

	Quantity	Base Number	Contract	AT	Region	England
% of FP17s for the same patient ID Re-attending within 3 months - Children	170	1,520	11.2%	11.4%	13.3%	12.3%
% of FP17s for the same patient ID Re-attending within 3 months - Adults	536	3,682	14.6%	15.5%	17.3%	16.7%
% of FP17s for the same patient ID Re-attending between 3 & 9 months - Children	983	1,520	64.7%	59.5%	58.9%	57.6%
% of FP17s for the same patient ID Re-attending between 3 & 9 months - Adults	1,489	3,682	40.4%	54.0%	52.2%	50.1%
% of FP17s for Band 1 Urgent Courses	435	5,140	8.5%	8.8%	9.2%	9.1%
% of FP17s Relating to Free Repair or Replacements	37	5,140	0.7%	0.9%	1.0%	0.8%
% of FP17s Relating to Continuations	88	5,140	1.7%	1.3%	1.4%	1.2%
% of Patients satisfied with the dentistry they have received	22	25	88.0%	92.4%	93.1%	92.8%
% of Patients satisfied with the time they had to wait for an appointment	23	25	92.0%	87.6%	89.5%	88.7%

* This is based on patients treated on this contract for their most recent course of treatment. Figures in italics indicate the base number of FP17s or Patient Questionnaire responses are less than 100. N/A is shown where the base number of responses is less than 10 during the period. % is calculated as Quantity/Base number*100

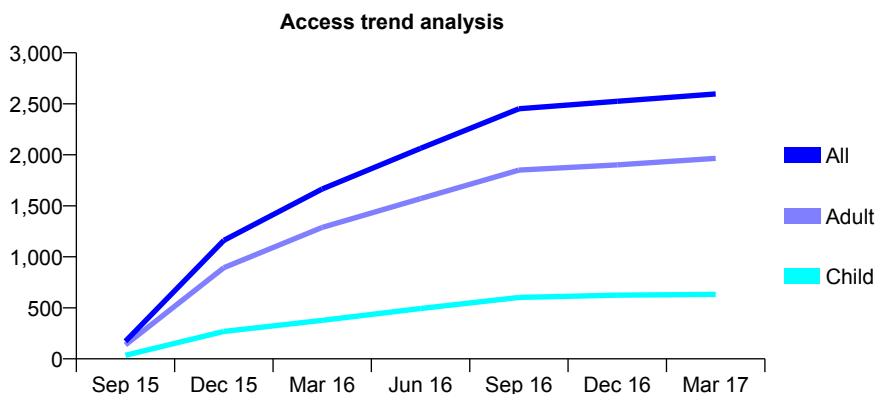
Q52 - Vital Signs At a Glance Contract Report for 184772/0001 - March 2017

Name or company name	Ripponden Dental Care Ltd
Contract type name	GDS Contract
Purpose of contract	General
Contract start date	09/09/2015
Contract end date	

16/17 Contracted general activity (UDA)	7,100
Carry forward general activity (UDA)	-70
16/17 Contracted orthodontic activity (UOA)	0
Carry forward orthodontic activity (UOA)	0
Baseline contract value	£188,654.32

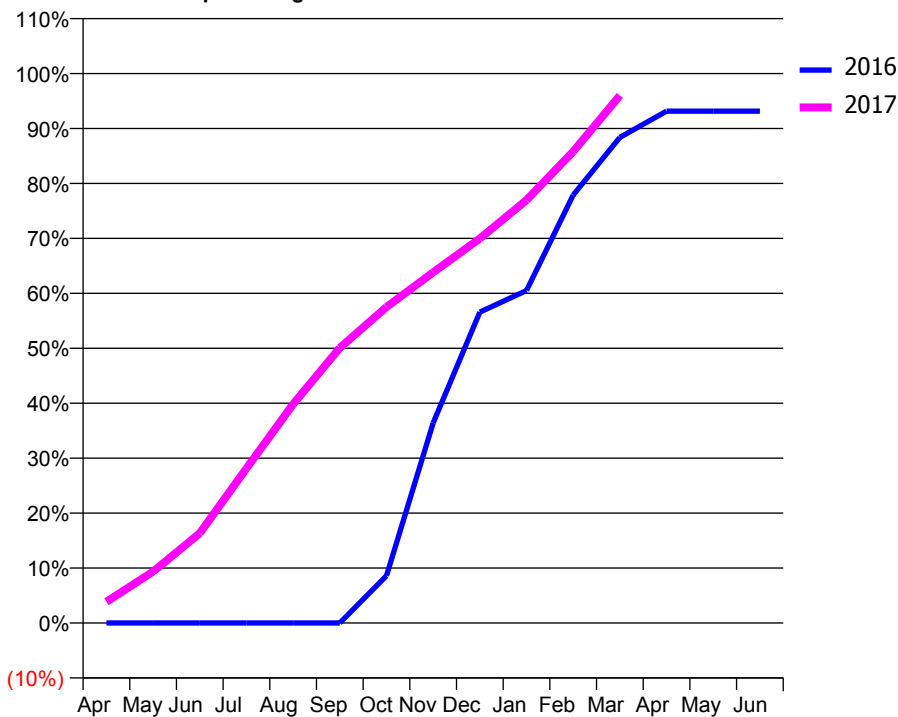
ACCESS*

Patients seen in 24 months	Total	Change since previous quarter
Quarter ending March 2016	1,665	
Quarter ending June 2016	2,064	↑
Quarter ending September 2016	2,452	↑
Quarter ending December 2016	2,525	↑
Quarter ending March 2017	2,597	↑
Variance since March 2016	56.0%	↑



ACTIVITY

Cumulative percentage of contracted UDA delivered 2016 & 2017



Adjusted Scheduled Activity (UDA)

Month	2016	2017
April	0	274
May	0	664
June	0	1,161
July	0	1,998
August	0	2,829
September	0	3,555
October	357	4,083
November	1,508	4,531
December	2,343	4,969
January	2,507	5,465
February	3,226	6,092
March	3,660	6,815
April	3,858	
May	3,858	
June	3,858	

QUALITY

	Quantity	Base Number	Contract	AT	Region	England
% of FP17s for the same patient ID Re-attending within 3 months - Children	55	846	6.5%	11.4%	13.3%	12.3%
% of FP17s for the same patient ID Re-attending within 3 months - Adults	395	2,696	14.7%	15.5%	17.3%	16.7%
% of FP17s for the same patient ID Re-attending between 3 & 9 months - Children	294	846	34.8%	59.5%	58.9%	57.6%
% of FP17s for the same patient ID Re-attending between 3 & 9 months - Adults	1,129	2,696	41.9%	54.0%	52.2%	50.1%
% of FP17s for Band 1 Urgent Courses	162	3,415	4.7%	8.8%	9.2%	9.1%
% of FP17s Relating to Free Repair or Replacements	35	3,415	1.0%	0.9%	1.0%	0.8%
% of FP17s Relating to Continuations	91	3,415	2.7%	1.3%	1.4%	1.2%
% of Patients satisfied with the dentistry they have received	2	2	N/A	92.4%	93.1%	92.8%
% of Patients satisfied with the time they had to wait for an appointment	2	2	N/A	87.6%	89.5%	88.7%

* This is based on patients treated on this contract for their most recent course of treatment. Figures in italics indicate the base number of FP17s or Patient Questionnaire responses are less than 100. N/A is shown where the base number of responses is less than 10 during the period. % is calculated as Quantity/Base number*100

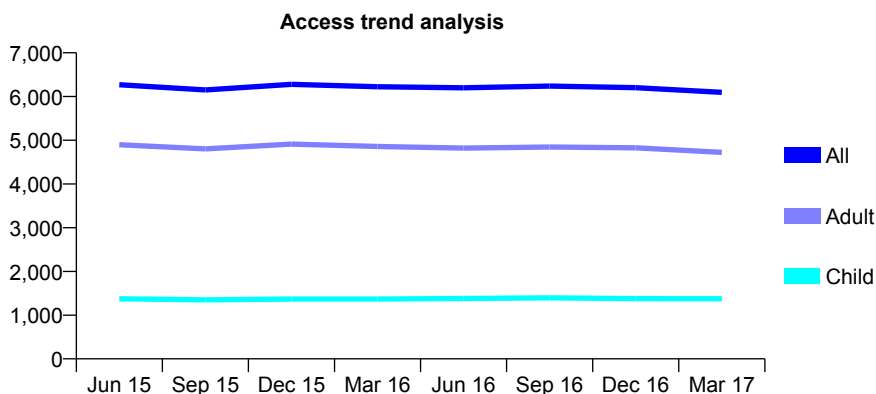
Q52 - Vital Signs At a Glance Contract Report for 184810/0001 - March 2017

Name or company name	S K Exel Dental Limited
Contract type name	GDS Contract
Purpose of contract	General
Contract start date	01/12/2009
Contract end date	

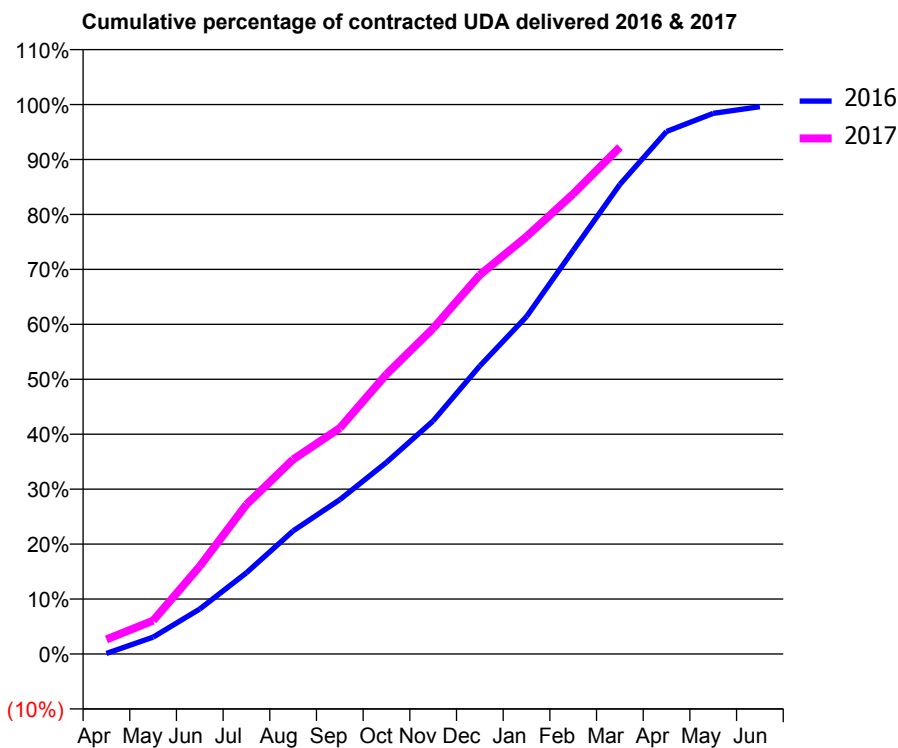
16/17 Contracted general activity (UDA)	19,460
Carry forward general activity (UDA)	-364
16/17 Contracted orthodontic activity (UOA)	0
Carry forward orthodontic activity (UOA)	0
Baseline contract value	£617,760.68

ACCESS*

Patients seen in 24 months	Total	Change since previous quarter
Quarter ending March 2016	6,224	
Quarter ending June 2016	6,200	→
Quarter ending September 2016	6,240	→
Quarter ending December 2016	6,203	→
Quarter ending March 2017	6,097	↓
Variance since March 2016	(2.0%)	↓



ACTIVITY



Month	Adjusted Scheduled Activity (UDA)	
	2016	2017
April	20	518
May	596	1,182
June	1,593	3,112
July	2,879	5,294
August	4,361	6,892
September	5,466	8,000
October	6,786	9,911
November	8,256	11,532
December	10,202	13,427
January	11,949	14,781
February	14,298	16,296
March	16,630	17,950
April	18,504	
May	19,145	
June	19,382	

QUALITY

	Quantity	Base Number	Contract	AT	Region	England
% of FP17s for the same patient ID Re-attending within 3 months - Children	299	2,351	12.7%	11.4%	13.3%	12.3%
% of FP17s for the same patient ID Re-attending within 3 months - Adults	1,029	6,108	16.8%	15.5%	17.3%	16.7%
% of FP17s for the same patient ID Re-attending between 3 & 9 months - Children	1,350	2,351	57.4%	59.5%	58.9%	57.6%
% of FP17s for the same patient ID Re-attending between 3 & 9 months - Adults	3,086	6,108	50.5%	54.0%	52.2%	50.1%
% of FP17s for Band 1 Urgent Courses	1,090	7,506	14.5%	8.8%	9.2%	9.1%
% of FP17s Relating to Free Repair or Replacements	40	7,506	0.5%	0.9%	1.0%	0.8%
% of FP17s Relating to Continuations	71	7,506	0.9%	1.3%	1.4%	1.2%
% of Patients satisfied with the dentistry they have received	6	6	N/A	92.4%	93.1%	92.8%
% of Patients satisfied with the time they had to wait for an appointment	6	6	N/A	87.6%	89.5%	88.7%

* This is based on patients treated on this contract for their most recent course of treatment. Figures in italics indicate the base number of FP17s or Patient Questionnaire responses are less than 100. N/A is shown where the base number of responses is less than 10 during the period. % is calculated as Quantity/Base number*100

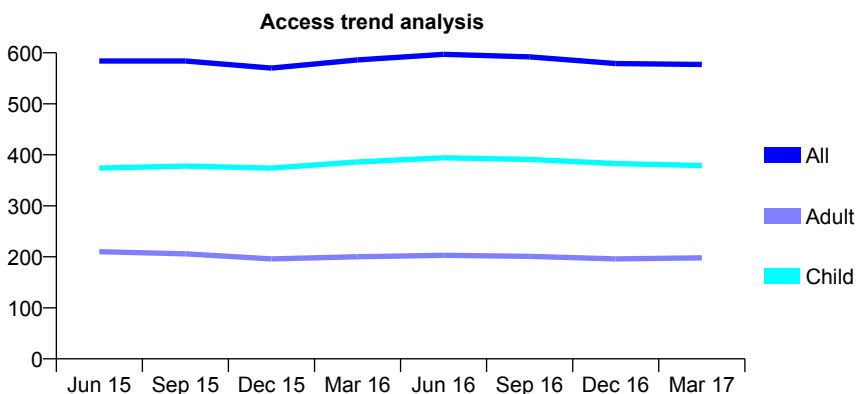
Q52 - Vital Signs At a Glance Contract Report for 185213/0001 - March 2017

Name or company name	Eastleigh Dental Health Practice
Contract type name	GDS Contract
Purpose of contract	General
Contract start date	01/08/2012
Contract end date	

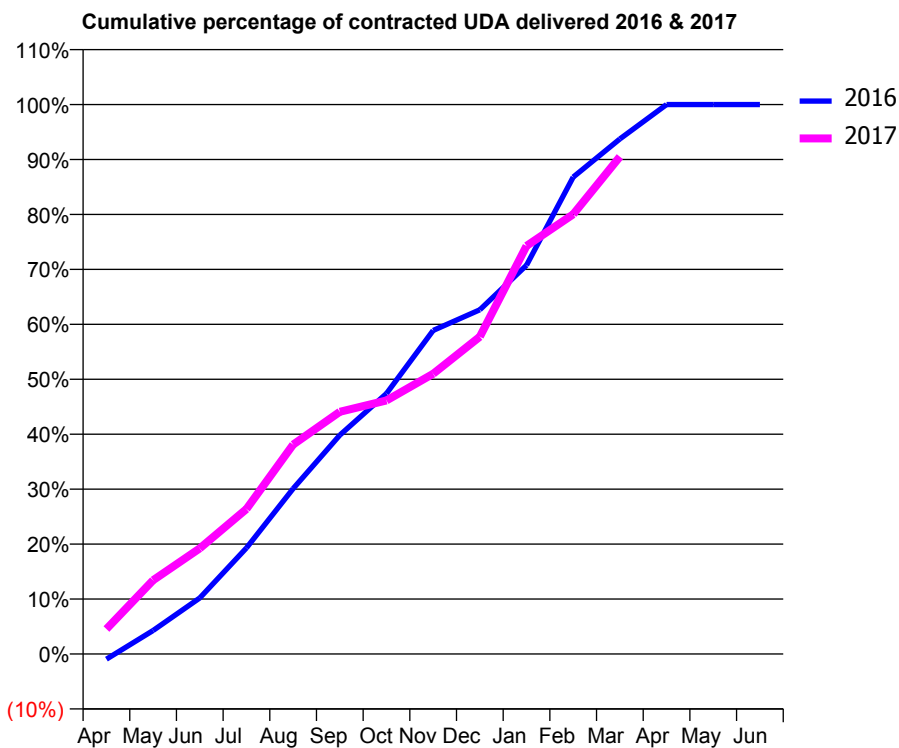
16/17 Contracted general activity (UDA)	1,773
Carry forward general activity (UDA)	0
16/17 Contracted orthodontic activity (UOA)	0
Carry forward orthodontic activity (UOA)	0
Baseline contract value	£52,196.29

ACCESS*

Patients seen in 24 months	Total	Change since previous quarter
Quarter ending March 2016	586	
Quarter ending June 2016	597	→
Quarter ending September 2016	592	→
Quarter ending December 2016	579	↓
Quarter ending March 2017	577	→
Variance since March 2016	(1.5%)	↓



ACTIVITY



Month	Adjusted Scheduled Activity (UDA)	
	2016	2017
April	-17	81
May	76	238
June	181	341
July	342	468
August	534	676
September	706	782
October	841	818
November	1,044	904
December	1,111	1,024
January	1,255	1,317
February	1,539	1,419
March	1,662	1,605
April	1,773	
May	1,773	
June	1,773	

QUALITY

	Quantity	Base Number	Contract	AT	Region	England
% of FP17s for the same patient ID Re-attending within 3 months - Children	60	685	8.8%	11.4%	13.3%	12.3%
% of FP17s for the same patient ID Re-attending within 3 months - Adults	59	263	22.4%	15.5%	17.3%	16.7%
% of FP17s for the same patient ID Re-attending between 3 & 9 months - Children	486	685	70.9%	59.5%	58.9%	57.6%
% of FP17s for the same patient ID Re-attending between 3 & 9 months - Adults	154	263	58.6%	54.0%	52.2%	50.1%
% of FP17s for Band 1 Urgent Courses	54	881	6.1%	8.8%	9.2%	9.1%
% of FP17s Relating to Free Repair or Replacements	0	881	0.0%	0.9%	1.0%	0.8%
% of FP17s Relating to Continuations	3	881	0.3%	1.3%	1.4%	1.2%
% of Patients satisfied with the dentistry they have received	1	1	N/A	92.4%	93.1%	92.8%
% of Patients satisfied with the time they had to wait for an appointment	1	1	N/A	87.6%	89.5%	88.7%

* This is based on patients treated on this contract for their most recent course of treatment. Figures in italics indicate the base number of FP17s or Patient Questionnaire responses are less than 100. N/A is shown where the base number of responses is less than 10 during the period. % is calculated as Quantity/Base number*100

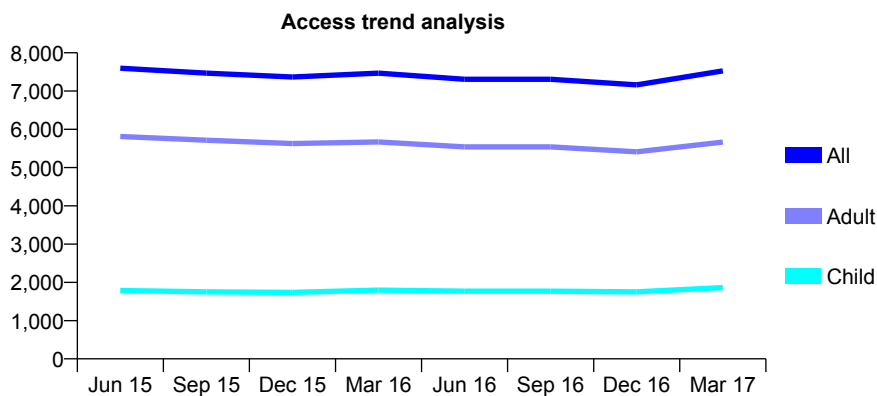
Q52 - Vital Signs At a Glance Contract Report for 187399/0001 - March 2017

Name or company name	M & B Practices Ltd
Contract type name	GDS Contract
Purpose of contract	General
Contract start date	01/11/2011
Contract end date	

16/17 Contracted general activity (UDA)	24,700
Carry forward general activity (UDA)	949
16/17 Contracted orthodontic activity (UOA)	0
Carry forward orthodontic activity (UOA)	0
Baseline contract value	£583,590.79

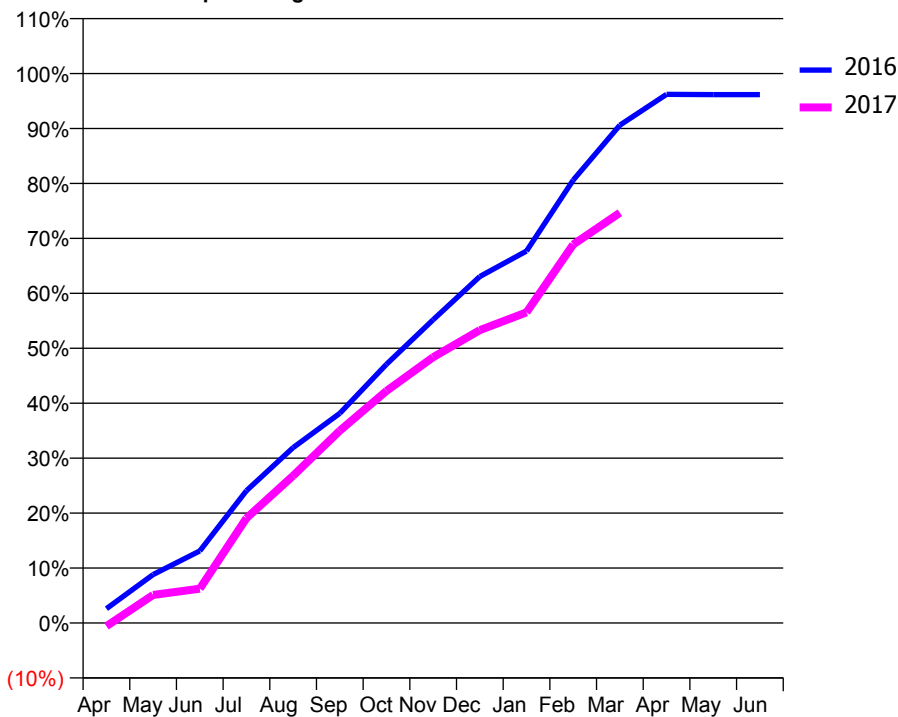
ACCESS*

Patients seen in 24 months	Total	Change since previous quarter
Quarter ending March 2016	7,468	
Quarter ending June 2016	7,309	↓
Quarter ending September 2016	7,309	→
Quarter ending December 2016	7,163	↓
Quarter ending March 2017	7,528	↑
Variance since March 2016	0.8%	→



ACTIVITY

Cumulative percentage of contracted UDA delivered 2016 & 2017



Month	Adjusted Scheduled Activity (UDA)	
	2016	2017
April	645	-145
May	2,178	1,261
June	3,239	1,541
July	5,948	4,717
August	7,886	6,618
September	9,424	8,649
October	11,630	10,431
November	13,635	11,952
December	15,577	13,168
January	16,721	13,963
February	19,907	17,011
March	22,378	18,442
April	23,762	
May	23,751	
June	23,751	

QUALITY

	Quantity	Base Number	Contract	AT	Region	England
% of FP17s for the same patient ID Re-attending within 3 months - Children	191	2,211	8.6%	11.4%	13.3%	12.3%
% of FP17s for the same patient ID Re-attending within 3 months - Adults	1,134	6,831	16.6%	15.5%	17.3%	16.7%
% of FP17s for the same patient ID Re-attending between 3 & 9 months - Children	1,183	2,211	53.5%	59.5%	58.9%	57.6%
% of FP17s for the same patient ID Re-attending between 3 & 9 months - Adults	3,342	6,831	48.9%	54.0%	52.2%	50.1%
% of FP17s for Band 1 Urgent Courses	925	8,595	10.8%	8.8%	9.2%	9.1%
% of FP17s Relating to Free Repair or Replacements	118	8,595	1.4%	0.9%	1.0%	0.8%
% of FP17s Relating to Continuations	66	8,595	0.8%	1.3%	1.4%	1.2%
% of Patients satisfied with the dentistry they have received	8	8	N/A	92.4%	93.1%	92.8%
% of Patients satisfied with the time they had to wait for an appointment	7	8	N/A	87.6%	89.5%	88.7%

* This is based on patients treated on this contract for their most recent course of treatment. Figures in italics indicate the base number of FP17s or Patient Questionnaire responses are less than 100. N/A is shown where the base number of responses is less than 10 during the period. % is calculated as Quantity/Base number*100

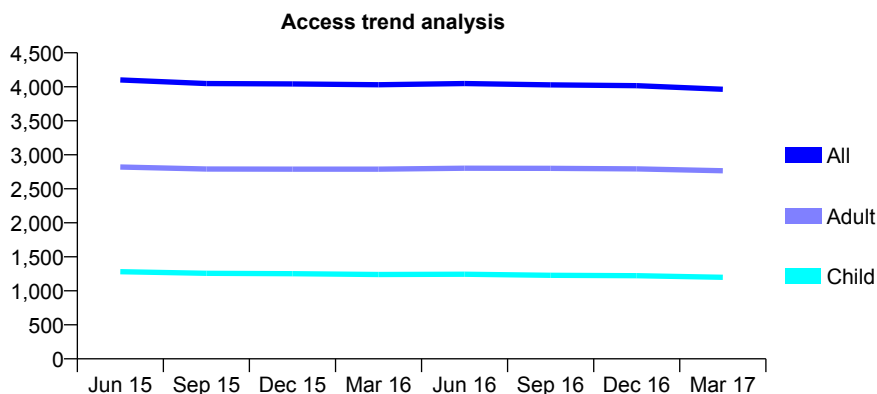
Q52 - Vital Signs At a Glance Contract Report for 188700/0001 - March 2017

Name or company name	Honden Limited
Contract type name	GDS Contract
Purpose of contract	General
Contract start date	01/09/2011
Contract end date	

16/17 Contracted general activity (UDA)	10,800
Carry forward general activity (UDA)	404
16/17 Contracted orthodontic activity (UOA)	0
Carry forward orthodontic activity (UOA)	0
Baseline contract value	£318,057.60

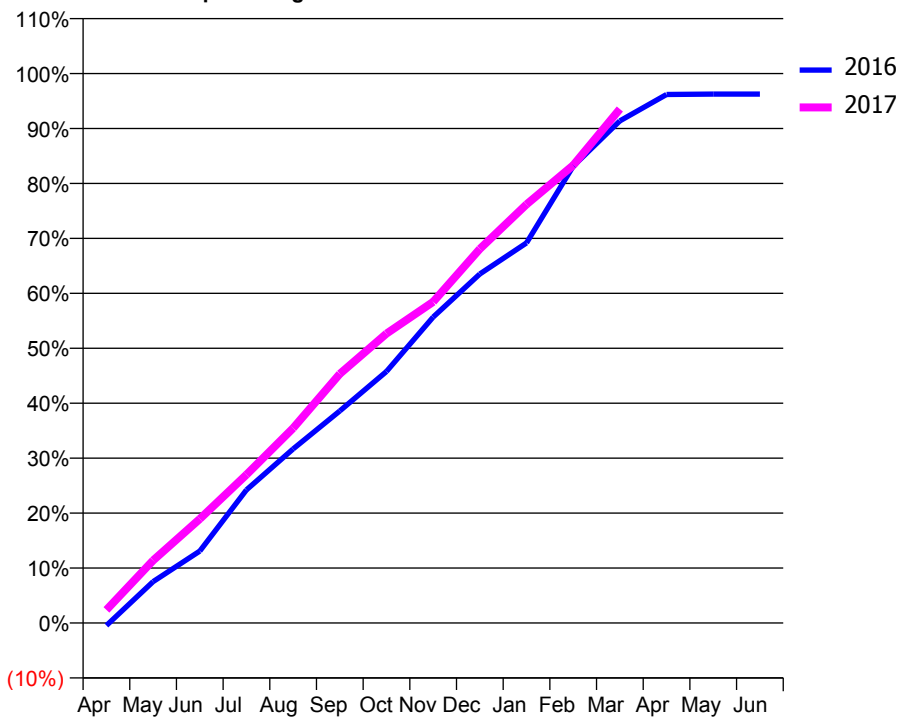
ACCESS*

Patients seen in 24 months	Total	Change since previous quarter
Quarter ending March 2016	4,030	
Quarter ending June 2016	4,048	→
Quarter ending September 2016	4,029	→
Quarter ending December 2016	4,016	→
Quarter ending March 2017	3,964	↓
Variance since March 2016	(1.6%)	↓



ACTIVITY

Cumulative percentage of contracted UDA delivered 2016 & 2017



Month	Adjusted Scheduled Activity (UDA)	
	2016	2017
April	-51	259
May	815	1,230
June	1,415	2,047
July	2,617	2,917
August	3,421	3,830
September	4,169	4,897
October	4,943	5,689
November	6,014	6,311
December	6,861	7,352
January	7,469	8,227
February	8,977	8,997
March	9,869	10,101
April	10,388	
May	10,396	
June	10,396	

QUALITY

	Quantity	Base Number	Contract	AT	Region	England
% of FP17s for the same patient ID Re-attending within 3 months - Children	148	2,068	7.2%	11.4%	13.3%	12.3%
% of FP17s for the same patient ID Re-attending within 3 months - Adults	649	4,318	15.0%	15.5%	17.3%	16.7%
% of FP17s for the same patient ID Re-attending between 3 & 9 months - Children	1,400	2,068	67.7%	59.5%	58.9%	57.6%
% of FP17s for the same patient ID Re-attending between 3 & 9 months - Adults	2,734	4,318	63.3%	54.0%	52.2%	50.1%
% of FP17s for Band 1 Urgent Courses	322	6,098	5.3%	8.8%	9.2%	9.1%
% of FP17s Relating to Free Repair or Replacements	32	6,098	0.5%	0.9%	1.0%	0.8%
% of FP17s Relating to Continuations	162	6,098	2.7%	1.3%	1.4%	1.2%
% of Patients satisfied with the dentistry they have received	3	3	N/A	92.4%	93.1%	92.8%
% of Patients satisfied with the time they had to wait for an appointment	2	3	N/A	87.6%	89.5%	88.7%

* This is based on patients treated on this contract for their most recent course of treatment. Figures in italics indicate the base number of FP17s or Patient Questionnaire responses are less than 100. N/A is shown where the base number of responses is less than 10 during the period. % is calculated as Quantity/Base number*100

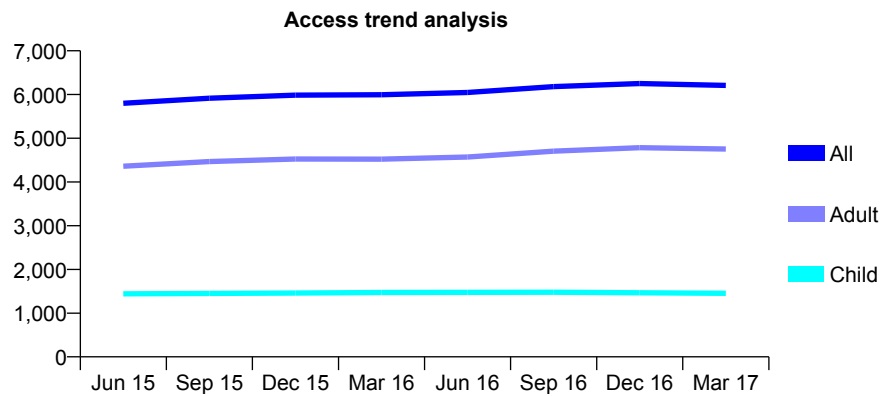
Q52 - Vital Signs At a Glance Contract Report for 190268/0001 - March 2017

Name or company name	Bailiff Bridge Dental Practice
Contract type name	GDS Contract
Purpose of contract	General
Contract start date	01/07/2007
Contract end date	

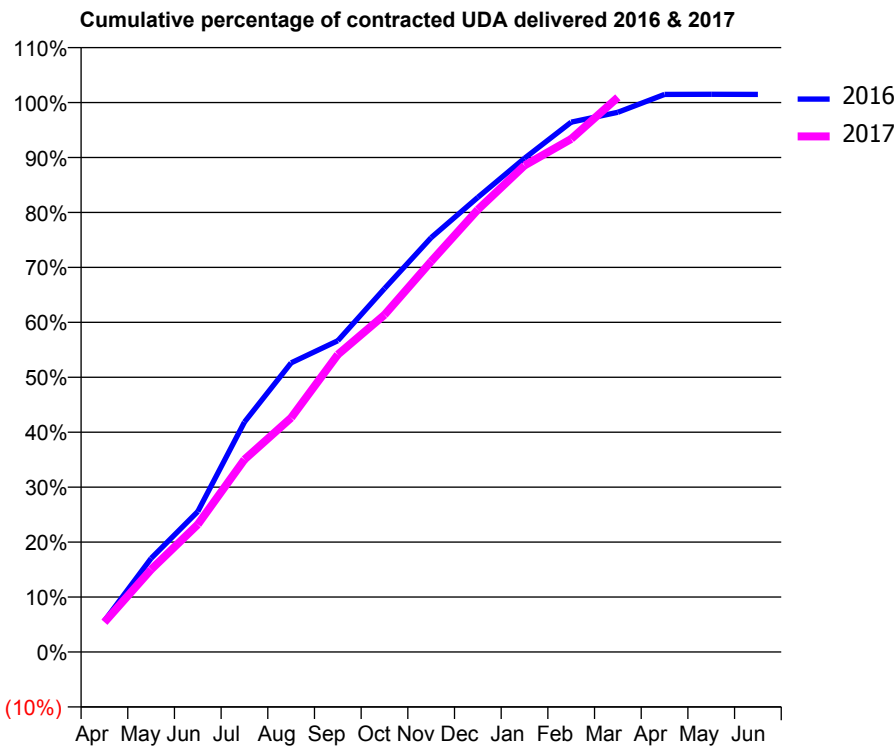
16/17 Contracted general activity (UDA)	20,000
Carry forward general activity (UDA)	-310
16/17 Contracted orthodontic activity (UOA)	0
Carry forward orthodontic activity (UOA)	0
Baseline contract value	£507,653.77

ACCESS*

Patients seen in 24 months	Total	Change since previous quarter
Quarter ending March 2016	5,994	
Quarter ending June 2016	6,046	→
Quarter ending September 2016	6,181	↑
Quarter ending December 2016	6,252	→
Quarter ending March 2017	6,208	→
Variance since March 2016	3.6%	↑



ACTIVITY



Month	Adjusted Scheduled Activity (UDA)	
	2016	2017
April	1,187	1,083
May	3,580	3,000
June	5,367	4,643
July	8,791	7,007
August	11,051	8,526
September	11,899	10,824
October	13,891	12,270
November	15,834	14,217
December	17,375	16,100
January	18,868	17,706
February	20,247	18,672
March	20,628	20,187
April	21,310	
May	21,312	
June	21,310	

QUALITY

	Quantity	Base Number	Contract	AT	Region	England
% of FP17s for the same patient ID Re-attending within 3 months - Children	322	2,704	11.9%	11.4%	13.3%	12.3%
% of FP17s for the same patient ID Re-attending within 3 months - Adults	1,126	7,642	14.7%	15.5%	17.3%	16.7%
% of FP17s for the same patient ID Re-attending between 3 & 9 months - Children	1,833	2,704	67.8%	59.5%	58.9%	57.6%
% of FP17s for the same patient ID Re-attending between 3 & 9 months - Adults	4,212	7,642	55.1%	54.0%	52.2%	50.1%
% of FP17s for Band 1 Urgent Courses	445	9,988	4.5%	8.8%	9.2%	9.1%
% of FP17s Relating to Free Repair or Replacements	92	9,988	0.9%	0.9%	1.0%	0.8%
% of FP17s Relating to Continuations	181	9,988	1.8%	1.3%	1.4%	1.2%
% of Patients satisfied with the dentistry they have received	18	18	100.0%	92.4%	93.1%	92.8%
% of Patients satisfied with the time they had to wait for an appointment	18	18	100.0%	87.6%	89.5%	88.7%

* This is based on patients treated on this contract for their most recent course of treatment. Figures in italics indicate the base number of FP17s or Patient Questionnaire responses are less than 100. N/A is shown where the base number of responses is less than 10 during the period. % is calculated as Quantity/Base number*100

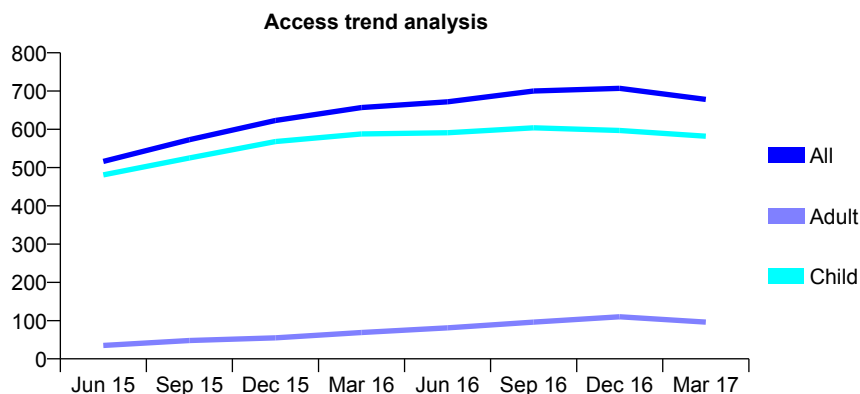
Q52 - Vital Signs At a Glance Contract Report for 190284/0001 - March 2017

Name or company name	Hebden Bridge Dental Care Ltd.
Contract type name	GDS Contract
Purpose of contract	General
Contract start date	01/11/2014
Contract end date	

16/17 Contracted general activity (UDA)	1,500
Carry forward general activity (UDA)	227
16/17 Contracted orthodontic activity (UOA)	0
Carry forward orthodontic activity (UOA)	0
Baseline contract value	£37,981.40

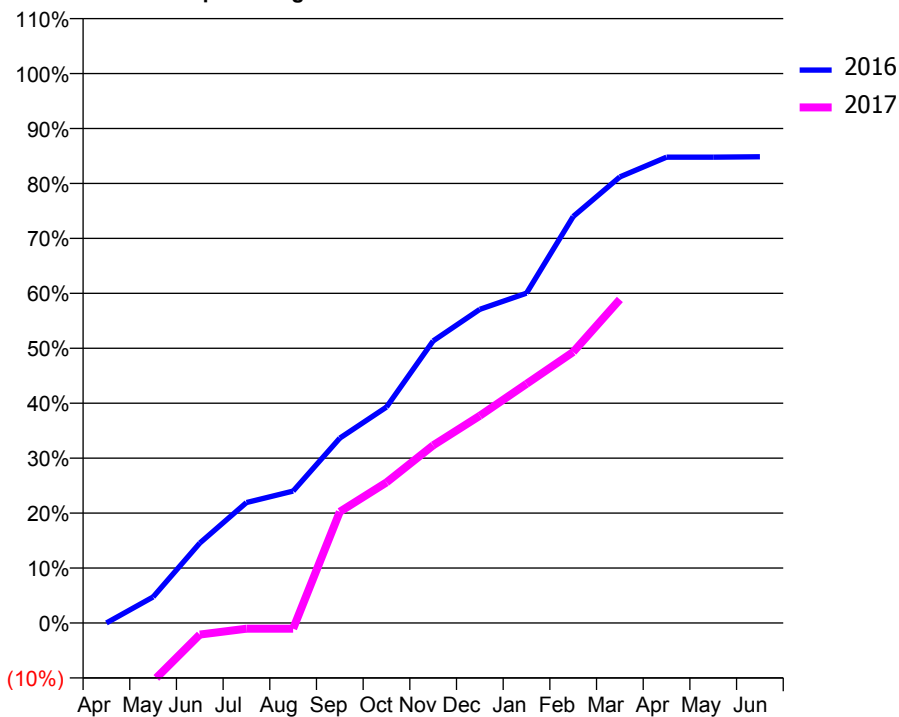
ACCESS*

Patients seen in 24 months	Total	Change since previous quarter
Quarter ending March 2016	657	
Quarter ending June 2016	672	↑
Quarter ending September 2016	700	↑
Quarter ending December 2016	707	→
Quarter ending March 2017	678	↓
Variance since March 2016	3.2%	↑



ACTIVITY

Cumulative percentage of contracted UDA delivered 2016 & 2017



Month	Adjusted Scheduled Activity (UDA)	
	2016	2017
April	0	-227
May	71	-159
June	218	-32
July	329	-16
August	360	-16
September	505	304
October	590	384
November	770	485
December	856	566
January	900	653
February	1,110	740
March	1,218	883
April	1,272	
May	1,272	
June	1,273	

QUALITY

	Quantity	Base Number	Contract	AT	Region	England
% of FP17s for the same patient ID Re-attending within 3 months - Children	57	858	6.6%	11.4%	13.3%	12.3%
% of FP17s for the same patient ID Re-attending within 3 months - Adults	4	51	7.8%	15.5%	17.3%	16.7%
% of FP17s for the same patient ID Re-attending between 3 & 9 months - Children	474	858	55.2%	59.5%	58.9%	57.6%
% of FP17s for the same patient ID Re-attending between 3 & 9 months - Adults	30	51	58.8%	54.0%	52.2%	50.1%
% of FP17s for Band 1 Urgent Courses	6	879	0.7%	8.8%	9.2%	9.1%
% of FP17s Relating to Free Repair or Replacements	0	879	0.0%	0.9%	1.0%	0.8%
% of FP17s Relating to Continuations	24	879	2.7%	1.3%	1.4%	1.2%
% of Patients satisfied with the dentistry they have received	1	1	N/A	92.4%	93.1%	92.8%
% of Patients satisfied with the time they had to wait for an appointment	1	1	N/A	87.6%	89.5%	88.7%

* This is based on patients treated on this contract for their most recent course of treatment. Figures in italics indicate the base number of FP17s or Patient Questionnaire responses are less than 100. N/A is shown where the base number of responses is less than 10 during the period. % is calculated as Quantity/Base number*100

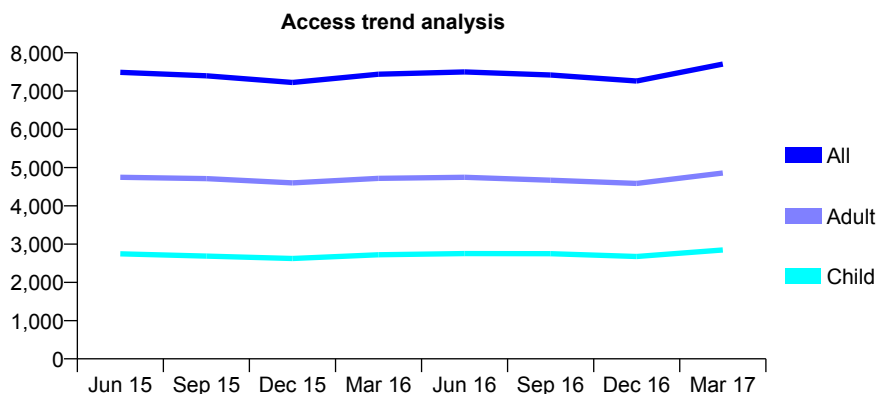
Q52 - Vital Signs At a Glance Contract Report for 190551/0001 - March 2017

Name or company name	Dentistry@ltd
Contract type name	GDS Contract
Purpose of contract	General
Contract start date	11/05/2009
Contract end date	

16/17 Contracted general activity (UDA)	24,559
Carry forward general activity (UDA)	808
16/17 Contracted orthodontic activity (UOA)	0
Carry forward orthodontic activity (UOA)	0
Baseline contract value	£830,900.64

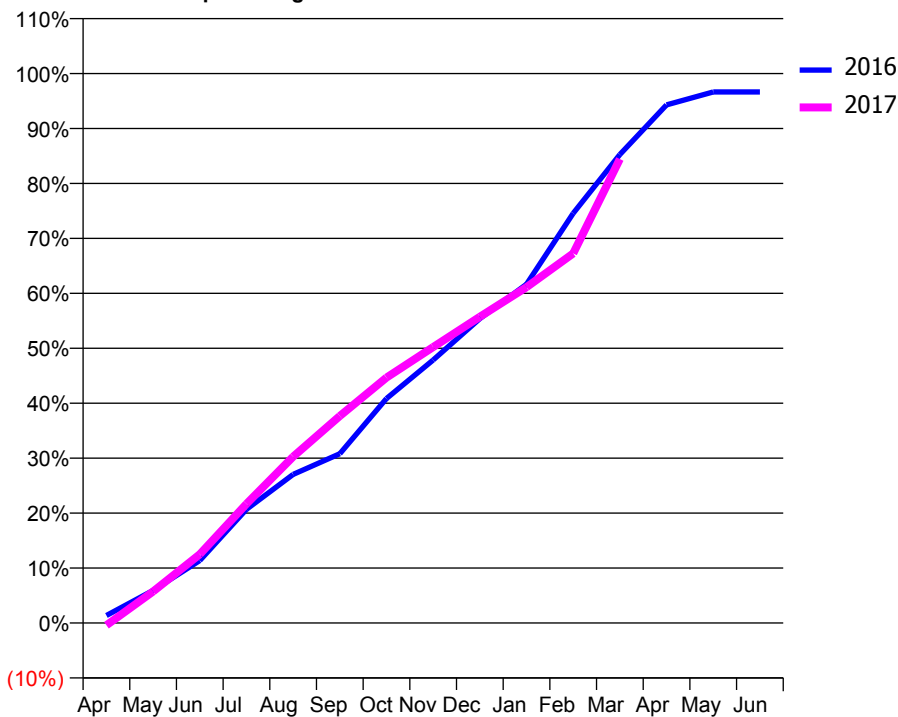
ACCESS*

Patients seen in 24 months	Total	Change since previous quarter
Quarter ending March 2016	7,439	
Quarter ending June 2016	7,499	→
Quarter ending September 2016	7,419	↓
Quarter ending December 2016	7,263	↓
Quarter ending March 2017	7,705	↑
Variance since March 2016	3.6%	↑



ACTIVITY

Cumulative percentage of contracted UDA delivered 2016 & 2017



Adjusted Scheduled Activity (UDA)

Month	2016	2017
April	327	-103
May	1,427	1,412
June	2,739	3,073
July	4,980	5,326
August	6,509	7,434
September	7,419	9,255
October	9,836	10,968
November	11,524	12,331
December	13,334	13,685
January	14,843	15,007
February	17,951	16,515
March	20,526	20,739
April	22,700	
May	23,267	
June	23,268	

QUALITY

	Quantity	Base Number	Contract	AT	Region	England
% of FP17s for the same patient ID Re-attending within 3 months - Children	505	4,920	10.3%	11.4%	13.3%	12.3%
% of FP17s for the same patient ID Re-attending within 3 months - Adults	1,189	6,836	17.4%	15.5%	17.3%	16.7%
% of FP17s for the same patient ID Re-attending between 3 & 9 months - Children	3,043	4,920	61.8%	59.5%	58.9%	57.6%
% of FP17s for the same patient ID Re-attending between 3 & 9 months - Adults	3,336	6,836	48.8%	54.0%	52.2%	50.1%
% of FP17s for Band 1 Urgent Courses	924	10,428	8.9%	8.8%	9.2%	9.1%
% of FP17s Relating to Free Repair or Replacements	105	10,428	1.0%	0.9%	1.0%	0.8%
% of FP17s Relating to Continuations	37	10,428	0.4%	1.3%	1.4%	1.2%
% of Patients satisfied with the dentistry they have received	4	5	N/A	92.4%	93.1%	92.8%
% of Patients satisfied with the time they had to wait for an appointment	3	5	N/A	87.6%	89.5%	88.7%

* This is based on patients treated on this contract for their most recent course of treatment. Figures in italics indicate the base number of FP17s or Patient Questionnaire responses are less than 100. N/A is shown where the base number of responses is less than 10 during the period. % is calculated as Quantity/Base number*100

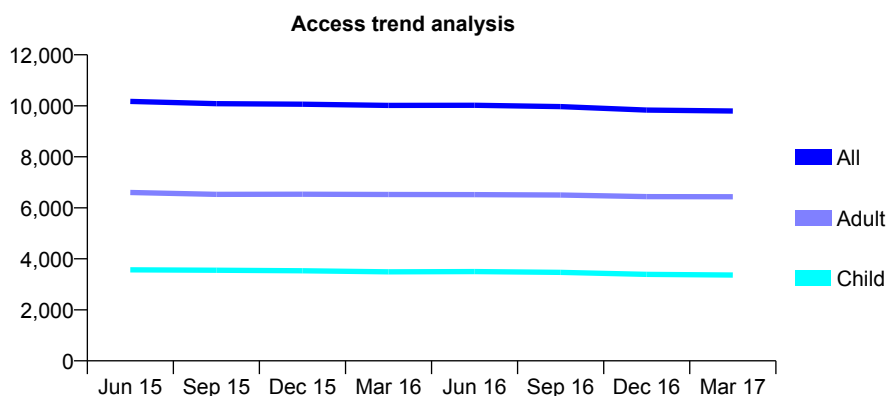
Q52 - Vital Signs At a Glance Contract Report for 190748/0001 - March 2017

Name or company name	A & S Dental Surgeons Ltd
Contract type name	GDS Contract
Purpose of contract	General
Contract start date	01/03/2011
Contract end date	

16/17 Contracted general activity (UDA)	29,000
Carry forward general activity (UDA)	189
16/17 Contracted orthodontic activity (UOA)	0
Carry forward orthodontic activity (UOA)	0
Baseline contract value	£1,115,820.32

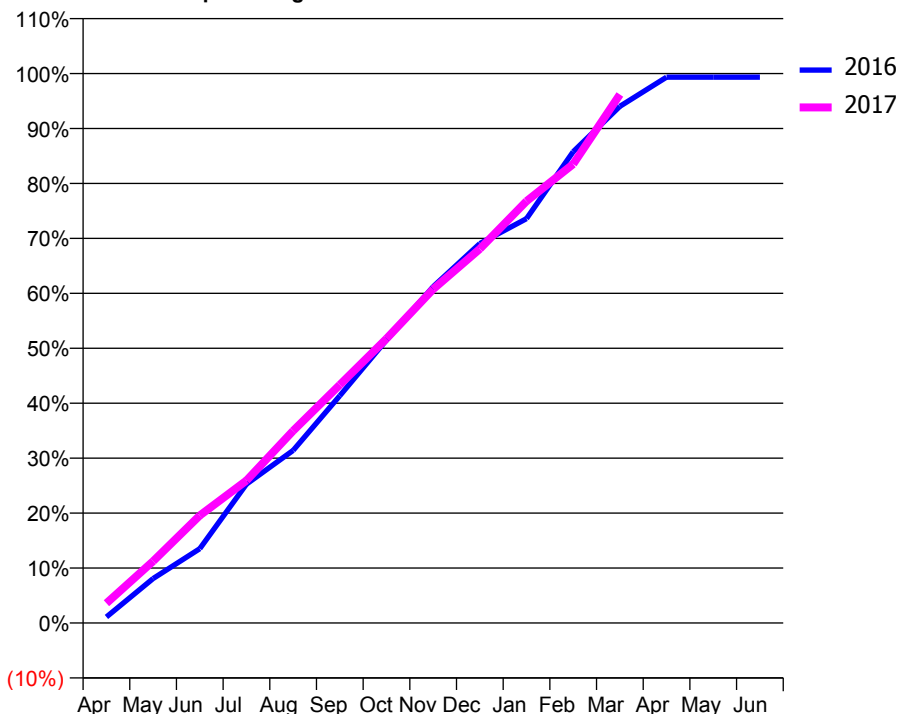
ACCESS*

Patients seen in 24 months	Total	Change since previous quarter
Quarter ending March 2016	10,014	
Quarter ending June 2016	10,020	→
Quarter ending September 2016	9,969	→
Quarter ending December 2016	9,834	↓
Quarter ending March 2017	9,798	→
Variance since March 2016	(2.2%)	↓



ACTIVITY

Cumulative percentage of contracted UDA delivered 2016 & 2017



Month	Adjusted Scheduled Activity (UDA)	
	2016	2017
April	319	1,045
May	2,347	3,260
June	3,922	5,673
July	7,331	7,522
August	9,107	10,144
September	11,996	12,574
October	14,934	15,010
November	17,752	17,620
December	20,028	19,743
January	21,338	22,264
February	24,874	24,219
March	27,268	27,894
April	28,811	
May	28,811	
June	28,811	

QUALITY

	Quantity	Base Number	Contract	AT	Region	England
% of FP17s for the same patient ID Re-attending within 3 months - Children	353	6,003	5.9%	11.4%	13.3%	12.3%
% of FP17s for the same patient ID Re-attending within 3 months - Adults	919	9,798	9.4%	15.5%	17.3%	16.7%
% of FP17s for the same patient ID Re-attending between 3 & 9 months - Children	4,167	6,003	69.4%	59.5%	58.9%	57.6%
% of FP17s for the same patient ID Re-attending between 3 & 9 months - Adults	6,064	9,798	61.9%	54.0%	52.2%	50.1%
% of FP17s for Band 1 Urgent Courses	789	14,250	5.5%	8.8%	9.2%	9.1%
% of FP17s Relating to Free Repair or Replacements	87	14,250	0.6%	0.9%	1.0%	0.8%
% of FP17s Relating to Continuations	69	14,250	0.5%	1.3%	1.4%	1.2%
% of Patients satisfied with the dentistry they have received	21	23	91.3%	92.4%	93.1%	92.8%
% of Patients satisfied with the time they had to wait for an appointment	20	23	87.0%	87.6%	89.5%	88.7%

* This is based on patients treated on this contract for their most recent course of treatment. Figures in italics indicate the base number of FP17s or Patient Questionnaire responses are less than 100. N/A is shown where the base number of responses is less than 10 during the period. % is calculated as Quantity/Base number*100

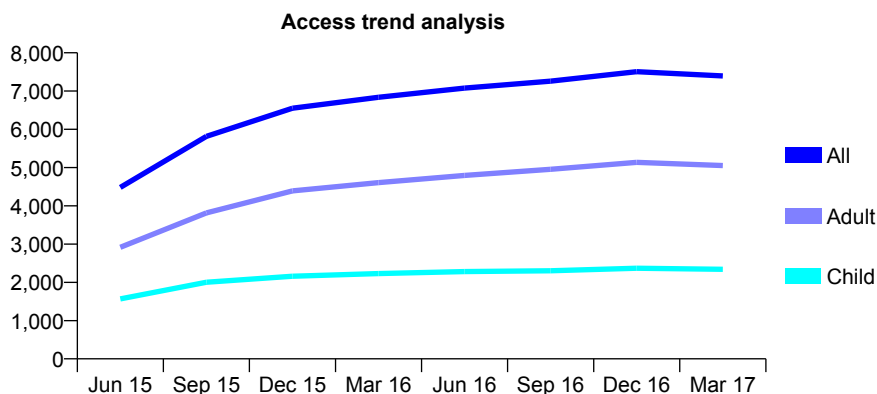
Q52 - Vital Signs At a Glance Contract Report for 190810/0001 - March 2017

Name or company name	Church Street Dental Partnership
Contract type name	GDS Contract
Purpose of contract	General
Contract start date	01/12/2014
Contract end date	

16/17 Contracted general activity (UDA)	20,511
Carry forward general activity (UDA)	-178
16/17 Contracted orthodontic activity (UOA)	0
Carry forward orthodontic activity (UOA)	0
Baseline contract value	£615,508.97

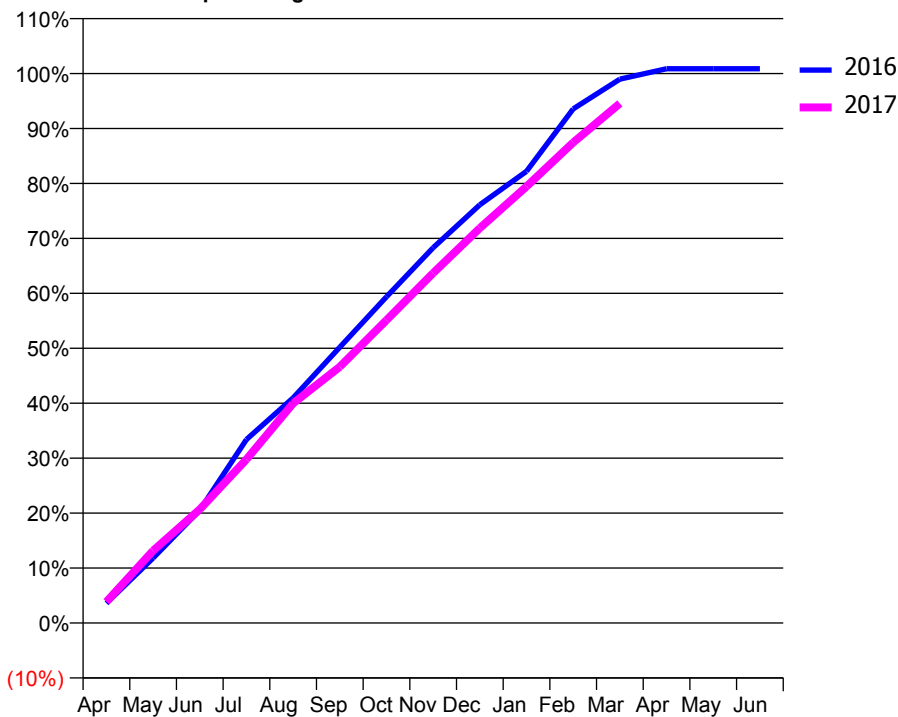
ACCESS*

Patients seen in 24 months	Total	Change since previous quarter
Quarter ending March 2016	6,836	
Quarter ending June 2016	7,077	↑
Quarter ending September 2016	7,259	↑
Quarter ending December 2016	7,506	↑
Quarter ending March 2017	7,394	↓
Variance since March 2016	8.2%	↑



ACTIVITY

Cumulative percentage of contracted UDA delivered 2016 & 2017



Month	Adjusted Scheduled Activity (UDA)	
	2016	2017
April	741	794
May	2,427	2,699
June	4,215	4,241
July	6,851	6,111
August	8,402	8,201
September	10,296	9,563
October	12,175	11,305
November	14,008	13,061
December	15,609	14,741
January	16,863	16,295
February	19,188	17,937
March	20,302	19,395
April	20,689	
May	20,689	
June	20,689	

QUALITY

	Quantity	Base Number	Contract	AT	Region	England
% of FP17s for the same patient ID Re-attending within 3 months - Children	149	3,738	4.0%	11.4%	13.3%	12.3%
% of FP17s for the same patient ID Re-attending within 3 months - Adults	440	6,925	6.4%	15.5%	17.3%	16.7%
% of FP17s for the same patient ID Re-attending between 3 & 9 months - Children	2,577	3,738	68.9%	59.5%	58.9%	57.6%
% of FP17s for the same patient ID Re-attending between 3 & 9 months - Adults	4,336	6,925	62.6%	54.0%	52.2%	50.1%
% of FP17s for Band 1 Urgent Courses	160	10,380	1.5%	8.8%	9.2%	9.1%
% of FP17s Relating to Free Repair or Replacements	12	10,380	0.1%	0.9%	1.0%	0.8%
% of FP17s Relating to Continuations	5	10,380	0.0%	1.3%	1.4%	1.2%
% of Patients satisfied with the dentistry they have received	8	8	N/A	92.4%	93.1%	92.8%
% of Patients satisfied with the time they had to wait for an appointment	7	8	N/A	87.6%	89.5%	88.7%

* This is based on patients treated on this contract for their most recent course of treatment. Figures in italics indicate the base number of FP17s or Patient Questionnaire responses are less than 100. N/A is shown where the base number of responses is less than 10 during the period. % is calculated as Quantity/Base number*100

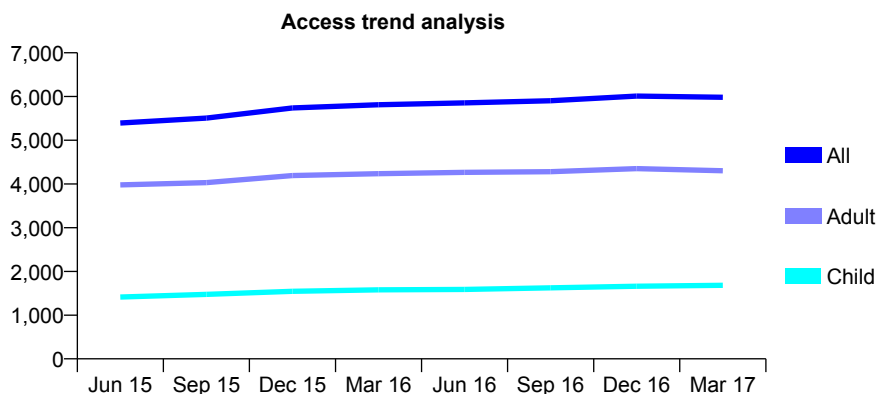
Q52 - Vital Signs At a Glance Contract Report for 192554/0001 - March 2017

Name or company name	The Crossgates Lane and Chapeltown Roa
Contract type name	GDS Contract
Purpose of contract	General
Contract start date	01/05/2013
Contract end date	

16/17 Contracted general activity (UDA)	17,895
Carry forward general activity (UDA)	325
16/17 Contracted orthodontic activity (UOA)	0
Carry forward orthodontic activity (UOA)	0
Baseline contract value	£572,034.99

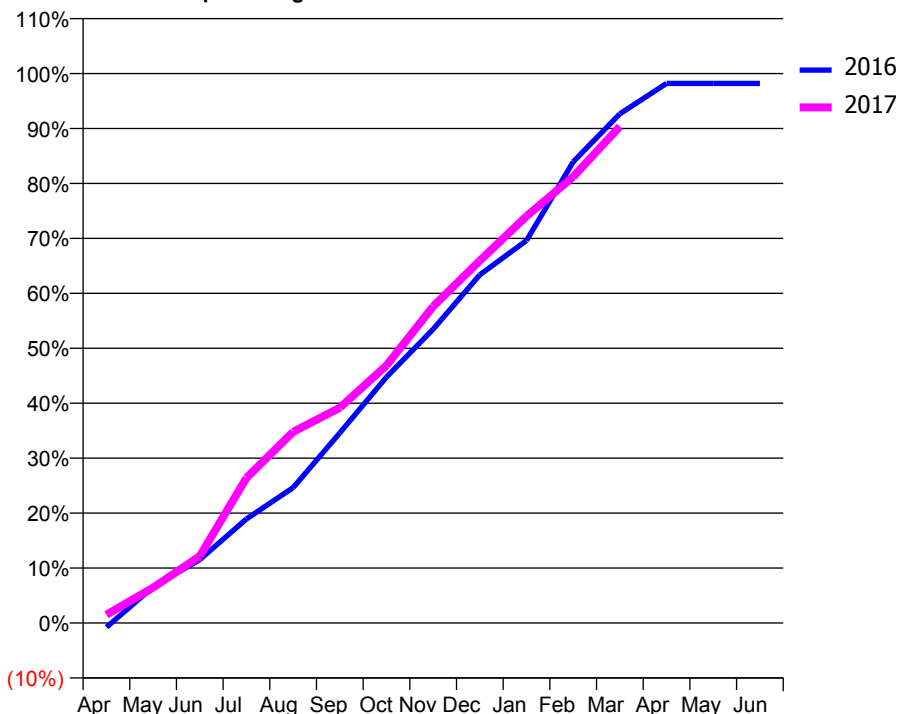
ACCESS*

Patients seen in 24 months	Total	Change since previous quarter
Quarter ending March 2016	5,813	
Quarter ending June 2016	5,855	→
Quarter ending September 2016	5,905	→
Quarter ending December 2016	6,011	→
Quarter ending March 2017	5,983	→
Variance since March 2016	2.9%	↑



ACTIVITY

Cumulative percentage of contracted UDA delivered 2016 & 2017



Month	Adjusted Scheduled Activity (UDA)	
	2016	2017
April	-142	272
May	1,175	1,153
June	2,064	2,178
July	3,389	4,728
August	4,412	6,224
September	6,189	7,010
October	8,011	8,389
November	9,567	10,312
December	11,342	11,802
January	12,457	13,246
February	15,020	14,534
March	16,580	16,168
April	17,572	
May	17,570	
June	17,570	

QUALITY

	Quantity	Base Number	Contract	AT	Region	England
% of FP17s for the same patient ID Re-attending within 3 months - Children	157	2,211	7.1%	11.4%	13.3%	12.3%
% of FP17s for the same patient ID Re-attending within 3 months - Adults	578	4,856	11.9%	15.5%	17.3%	16.7%
% of FP17s for the same patient ID Re-attending between 3 & 9 months - Children	1,129	2,211	51.1%	59.5%	58.9%	57.6%
% of FP17s for the same patient ID Re-attending between 3 & 9 months - Adults	2,128	4,856	43.8%	54.0%	52.2%	50.1%
% of FP17s for Band 1 Urgent Courses	420	6,737	6.2%	8.8%	9.2%	9.1%
% of FP17s Relating to Free Repair or Replacements	22	6,737	0.3%	0.9%	1.0%	0.8%
% of FP17s Relating to Continuations	103	6,737	1.5%	1.3%	1.4%	1.2%
% of Patients satisfied with the dentistry they have received	3	3	N/A	92.4%	93.1%	92.8%
% of Patients satisfied with the time they had to wait for an appointment	3	3	N/A	87.6%	89.5%	88.7%

* This is based on patients treated on this contract for their most recent course of treatment. Figures in italics indicate the base number of FP17s or Patient Questionnaire responses are less than 100. N/A is shown where the base number of responses is less than 10 during the period. % is calculated as Quantity/Base number*100

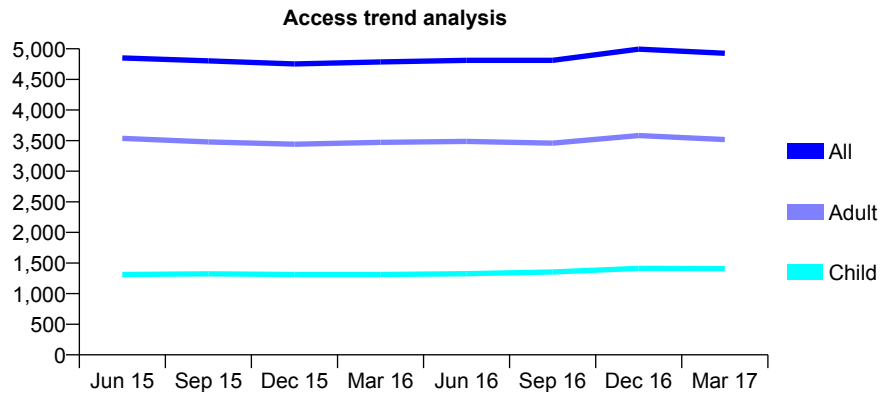
Q52 - Vital Signs At a Glance Contract Report for 192554/0002 - March 2017

Name or company name	The Crossgates Lane and Chapeltown Roa
Contract type name	GDS Contract
Purpose of contract	General
Contract start date	01/05/2013
Contract end date	

16/17 Contracted general activity (UDA)	17,479
Carry forward general activity (UDA)	-97
16/17 Contracted orthodontic activity (UOA)	0
Carry forward orthodontic activity (UOA)	0
Baseline contract value	£531,085.14

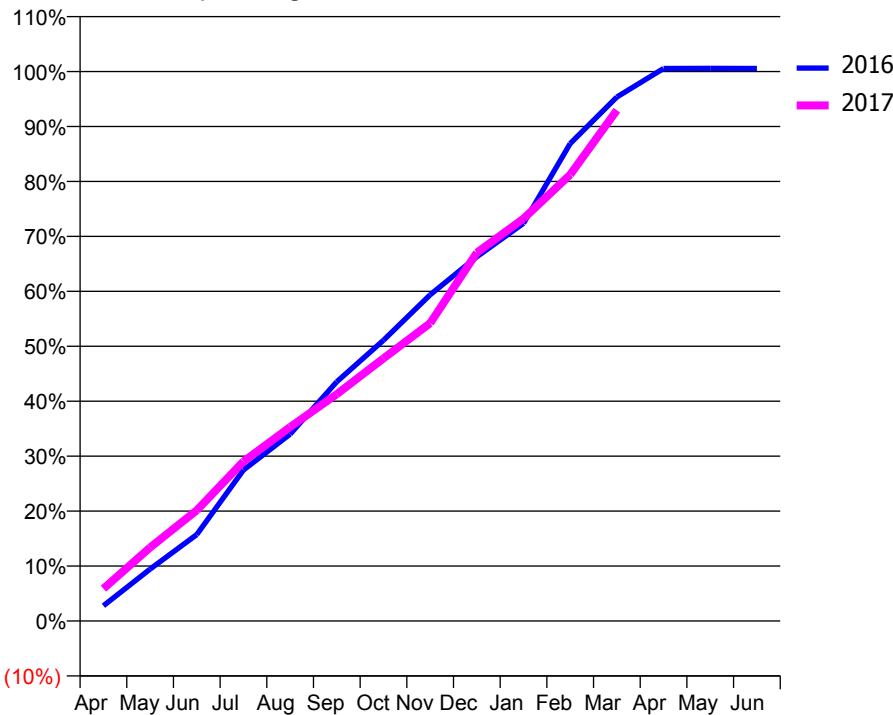
ACCESS*

Patients seen in 24 months	Total	Change since previous quarter
Quarter ending March 2016	4,785	
Quarter ending June 2016	4,812	→
Quarter ending September 2016	4,811	→
Quarter ending December 2016	4,995	↑
Quarter ending March 2017	4,927	↓
Variance since March 2016	3.0%	↑



ACTIVITY

Cumulative percentage of contracted UDA delivered 2016 & 2017



Month	Adjusted Scheduled Activity (UDA)	
	2016	2017
April	487	1,029
May	1,654	2,340
June	2,752	3,521
July	4,802	5,076
August	5,946	6,169
September	7,612	7,218
October	8,929	8,353
November	10,378	9,474
December	11,585	11,716
January	12,652	12,798
February	15,186	14,199
March	16,666	16,249
April	17,575	
May	17,578	
June	17,576	

QUALITY

	Quantity	Base Number	Contract	AT	Region	England
% of FP17s for the same patient ID Re-attending within 3 months - Children	133	1,804	7.4%	11.4%	13.3%	12.3%
% of FP17s for the same patient ID Re-attending within 3 months - Adults	761	5,084	15.0%	15.5%	17.3%	16.7%
% of FP17s for the same patient ID Re-attending between 3 & 9 months - Children	835	1,804	46.3%	59.5%	58.9%	57.6%
% of FP17s for the same patient ID Re-attending between 3 & 9 months - Adults	2,724	5,084	53.6%	54.0%	52.2%	50.1%
% of FP17s for Band 1 Urgent Courses	433	6,613	6.5%	8.8%	9.2%	9.1%
% of FP17s Relating to Free Repair or Replacements	63	6,613	1.0%	0.9%	1.0%	0.8%
% of FP17s Relating to Continuations	128	6,613	1.9%	1.3%	1.4%	1.2%
% of Patients satisfied with the dentistry they have received	5	6	N/A	92.4%	93.1%	92.8%
% of Patients satisfied with the time they had to wait for an appointment	5	6	N/A	87.6%	89.5%	88.7%

* This is based on patients treated on this contract for their most recent course of treatment. Figures in italics indicate the base number of FP17s or Patient Questionnaire responses are less than 100. N/A is shown where the base number of responses is less than 10 during the period. % is calculated as Quantity/Base number*100

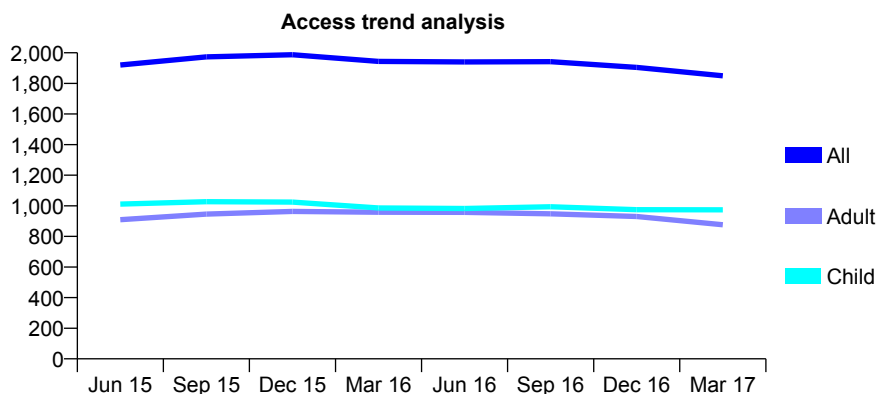
Q52 - Vital Signs At a Glance Contract Report for 193356/0001 - March 2017

Name or company name	Guiseley Dental care
Contract type name	GDS Contract
Purpose of contract	General
Contract start date	01/08/2012
Contract end date	

16/17 Contracted general activity (UDA)	4,400
Carry forward general activity (UDA)	-88
16/17 Contracted orthodontic activity (UOA)	0
Carry forward orthodontic activity (UOA)	0
Baseline contract value	£110,942.70

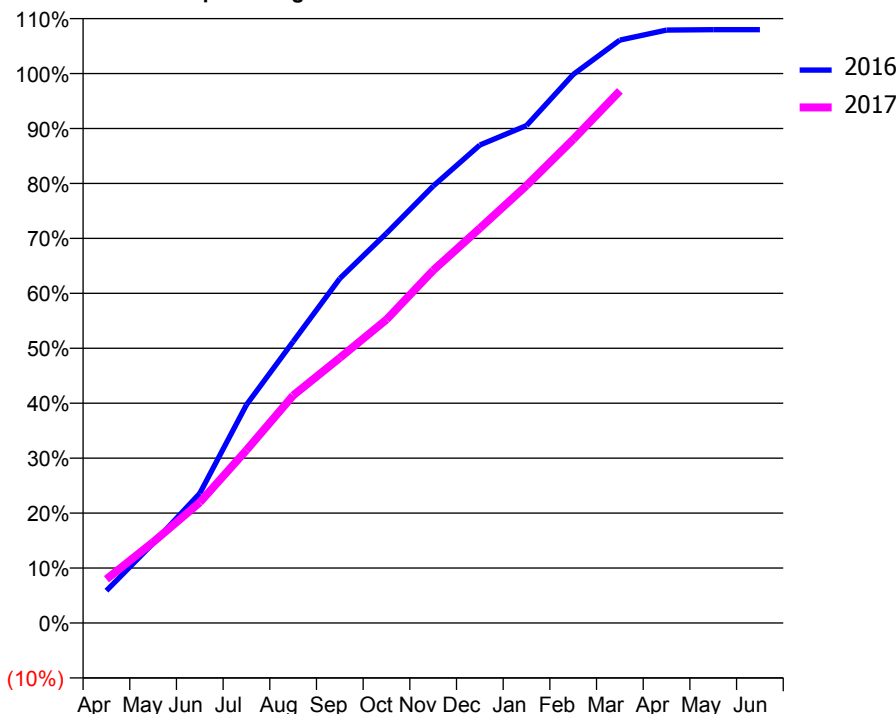
ACCESS*

Patients seen in 24 months	Total	Change since previous quarter
Quarter ending March 2016	1,944	
Quarter ending June 2016	1,940	→
Quarter ending September 2016	1,942	→
Quarter ending December 2016	1,905	↓
Quarter ending March 2017	1,850	↓
Variance since March 2016	(4.8%)	↓



ACTIVITY

Cumulative percentage of contracted UDA delivered 2016 & 2017



Adjusted Scheduled Activity (UDA)

Month	2016	2017
April	259	351
May	638	648
June	1,038	966
July	1,748	1,384
August	2,254	1,822
September	2,758	2,123
October	3,121	2,429
November	3,499	2,824
December	3,827	3,161
January	3,983	3,503
February	4,392	3,872
March	4,667	4,261
April	4,748	
May	4,751	
June	4,751	

QUALITY

	Quantity	Base Number	Contract	AT	Region	England
% of FP17s for the same patient ID Re-attending within 3 months - Children	158	1,803	8.8%	11.4%	13.3%	12.3%
% of FP17s for the same patient ID Re-attending within 3 months - Adults	158	1,198	13.2%	15.5%	17.3%	16.7%
% of FP17s for the same patient ID Re-attending between 3 & 9 months - Children	1,285	1,803	71.3%	59.5%	58.9%	57.6%
% of FP17s for the same patient ID Re-attending between 3 & 9 months - Adults	691	1,198	57.7%	54.0%	52.2%	50.1%
% of FP17s for Band 1 Urgent Courses	128	2,949	4.3%	8.8%	9.2%	9.1%
% of FP17s Relating to Free Repair or Replacements	4	2,949	0.1%	0.9%	1.0%	0.8%
% of FP17s Relating to Continuations	8	2,949	0.3%	1.3%	1.4%	1.2%
% of Patients satisfied with the dentistry they have received	0	0	N/A	92.4%	93.1%	92.8%
% of Patients satisfied with the time they had to wait for an appointment	0	0	N/A	87.6%	89.5%	88.7%

* This is based on patients treated on this contract for their most recent course of treatment. Figures in italics indicate the base number of FP17s or Patient Questionnaire responses are less than 100. N/A is shown where the base number of responses is less than 10 during the period. % is calculated as Quantity/Base number*100

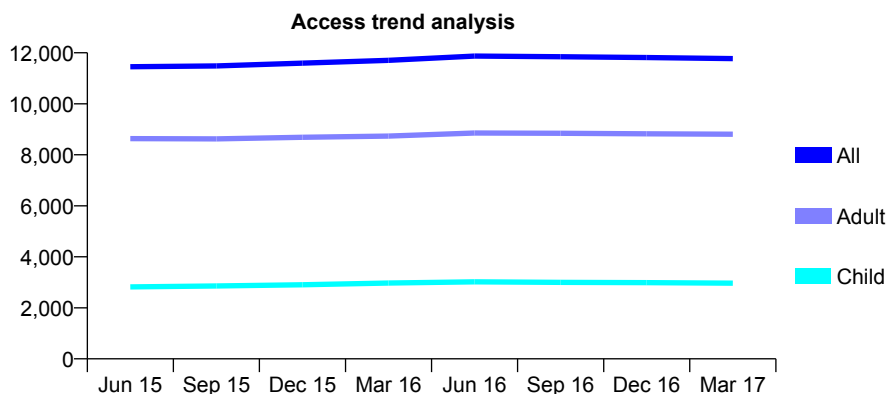
Q52 - Vital Signs At a Glance Contract Report for 193429/0002 - March 2017

Name or company name	Wood Dental Ltd
Contract type name	GDS Contract
Purpose of contract	General
Contract start date	01/10/2011
Contract end date	

16/17 Contracted general activity (UDA)	27,675
Carry forward general activity (UDA)	-539
16/17 Contracted orthodontic activity (UOA)	0
Carry forward orthodontic activity (UOA)	0
Baseline contract value	£928,302.05

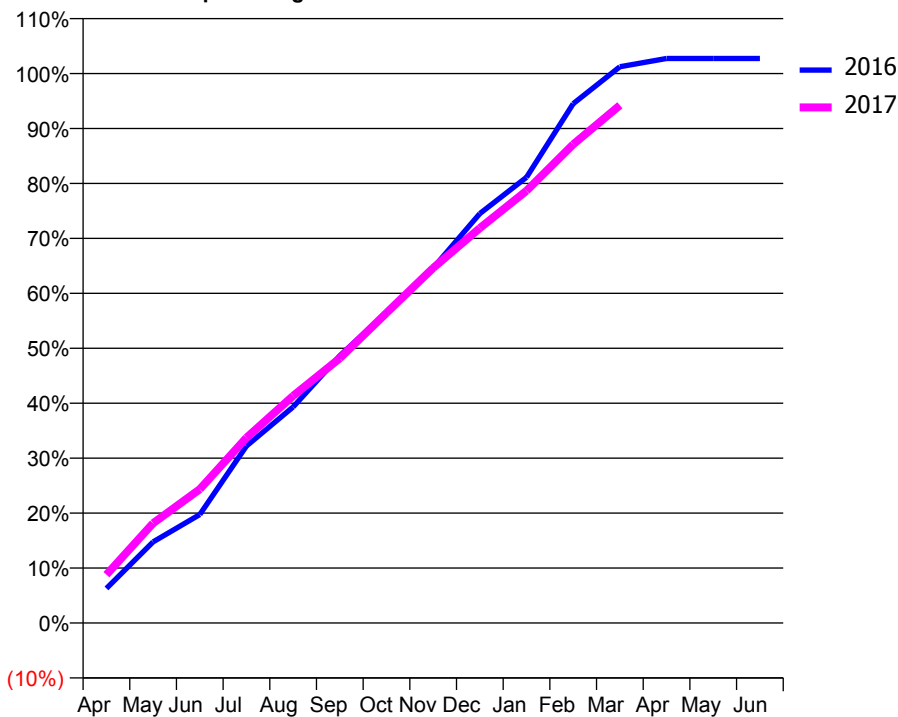
ACCESS*

Patients seen in 24 months	Total	Change since previous quarter
Quarter ending March 2016	11,705	
Quarter ending June 2016	11,870	→
Quarter ending September 2016	11,845	→
Quarter ending December 2016	11,813	→
Quarter ending March 2017	11,774	→
Variance since March 2016	0.6%	→



ACTIVITY

Cumulative percentage of contracted UDA delivered 2016 & 2017



Month	Adjusted Scheduled Activity (UDA)	
	2016	2017
April	1,700	2,435
May	3,980	5,026
June	5,322	6,738
July	8,679	9,334
August	10,593	11,442
September	13,109	13,333
October	15,222	15,615
November	17,411	17,878
December	20,075	19,887
January	21,854	21,770
February	25,465	24,104
March	27,279	26,075
April	27,681	
May	27,682	
June	27,683	

QUALITY

	Quantity	Base Number	Contract	AT	Region	England
% of FP17s for the same patient ID Re-attending within 3 months - Children	186	3,994	4.7%	11.4%	13.3%	12.3%
% of FP17s for the same patient ID Re-attending within 3 months - Adults	1,138	10,261	11.1%	15.5%	17.3%	16.7%
% of FP17s for the same patient ID Re-attending between 3 & 9 months - Children	2,248	3,994	56.3%	59.5%	58.9%	57.6%
% of FP17s for the same patient ID Re-attending between 3 & 9 months - Adults	4,506	10,261	43.9%	54.0%	52.2%	50.1%
% of FP17s for Band 1 Urgent Courses	511	12,834	4.0%	8.8%	9.2%	9.1%
% of FP17s Relating to Free Repair or Replacements	109	12,834	0.8%	0.9%	1.0%	0.8%
% of FP17s Relating to Continuations	102	12,834	0.8%	1.3%	1.4%	1.2%
% of Patients satisfied with the dentistry they have received	15	17	88.2%	92.4%	93.1%	92.8%
% of Patients satisfied with the time they had to wait for an appointment	15	17	88.2%	87.6%	89.5%	88.7%

* This is based on patients treated on this contract for their most recent course of treatment. Figures in italics indicate the base number of FP17s or Patient Questionnaire responses are less than 100. N/A is shown where the base number of responses is less than 10 during the period. % is calculated as Quantity/Base number*100

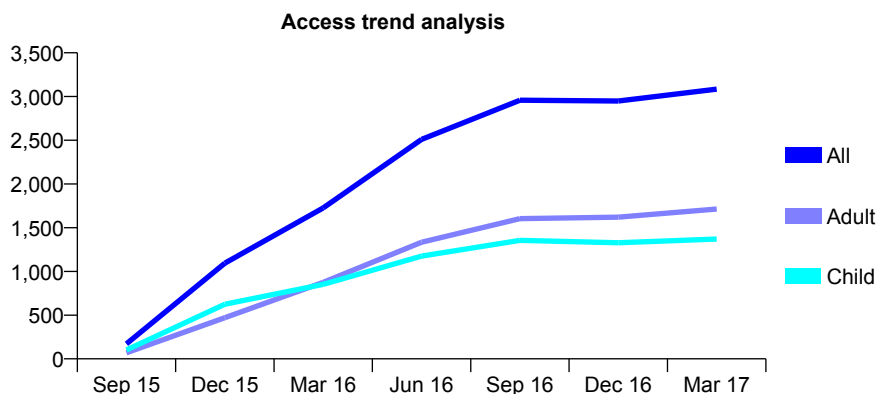
Q52 - Vital Signs At a Glance Contract Report for 194301/0002 - March 2017

Name or company name	Ravat & Ray Dental Care Bradford
Contract type name	GDS Contract
Purpose of contract	General
Contract start date	07/09/2015
Contract end date	

16/17 Contracted general activity (UDA)	19,528
Carry forward general activity (UDA)	-200
16/17 Contracted orthodontic activity (UOA)	0
Carry forward orthodontic activity (UOA)	0
Baseline contract value	£549,970.66

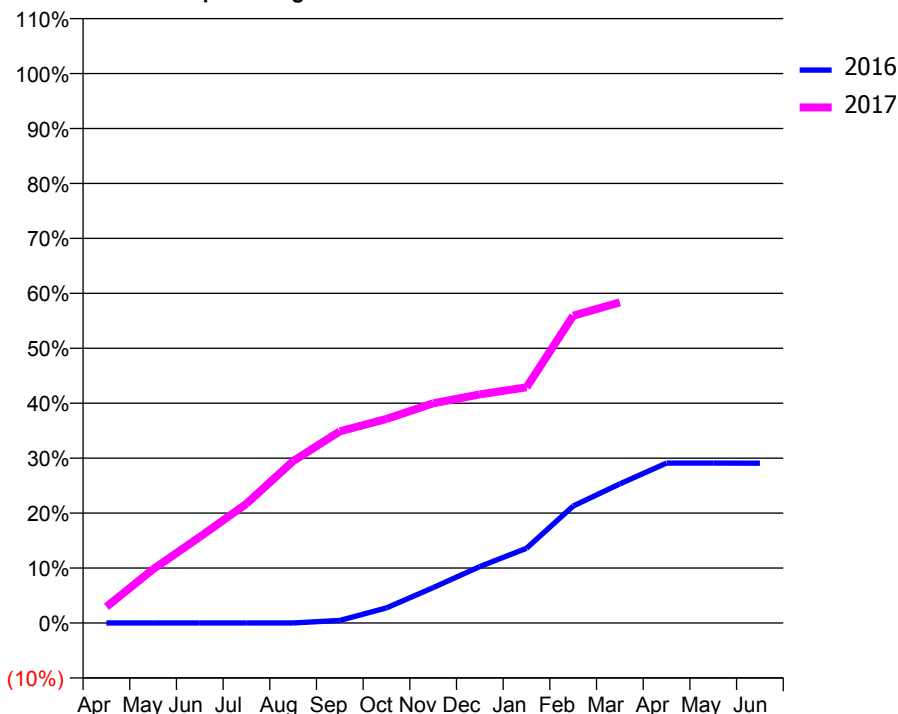
ACCESS*

Patients seen in 24 months	Total	Change since previous quarter
Quarter ending March 2016	1,726	
Quarter ending June 2016	2,509	↑
Quarter ending September 2016	2,958	↑
Quarter ending December 2016	2,949	→
Quarter ending March 2017	3,085	↑
Variance since March 2016	78.7%	↑



ACTIVITY

Cumulative percentage of contracted UDA delivered 2016 & 2017



Month	Adjusted Scheduled Activity (UDA)	
	2016	2017
April	0	574
May	0	1,912
June	0	3,061
July	0	4,237
August	0	5,757
September	68	6,811
October	403	7,255
November	943	7,807
December	1,505	8,127
January	1,993	8,377
February	3,119	10,919
March	3,708	11,397
April	4,264	
May	4,263	
June	4,261	

QUALITY

	Quantity	Base Number	Contract	AT	Region	England
% of FP17s for the same patient ID Re-attending within 3 months - Children	339	2,396	14.1%	11.4%	13.3%	12.3%
% of FP17s for the same patient ID Re-attending within 3 months - Adults	670	2,984	22.5%	15.5%	17.3%	16.7%
% of FP17s for the same patient ID Re-attending between 3 & 9 months - Children	1,204	2,396	50.3%	59.5%	58.9%	57.6%
% of FP17s for the same patient ID Re-attending between 3 & 9 months - Adults	1,278	2,984	42.8%	54.0%	52.2%	50.1%
% of FP17s for Band 1 Urgent Courses	418	5,191	8.1%	8.8%	9.2%	9.1%
% of FP17s Relating to Free Repair or Replacements	6	5,191	0.1%	0.9%	1.0%	0.8%
% of FP17s Relating to Continuations	13	5,191	0.3%	1.3%	1.4%	1.2%
% of Patients satisfied with the dentistry they have received	2	2	N/A	92.4%	93.1%	92.8%
% of Patients satisfied with the time they had to wait for an appointment	2	2	N/A	87.6%	89.5%	88.7%

* This is based on patients treated on this contract for their most recent course of treatment. Figures in italics indicate the base number of FP17s or Patient Questionnaire responses are less than 100. N/A is shown where the base number of responses is less than 10 during the period. % is calculated as Quantity/Base number*100

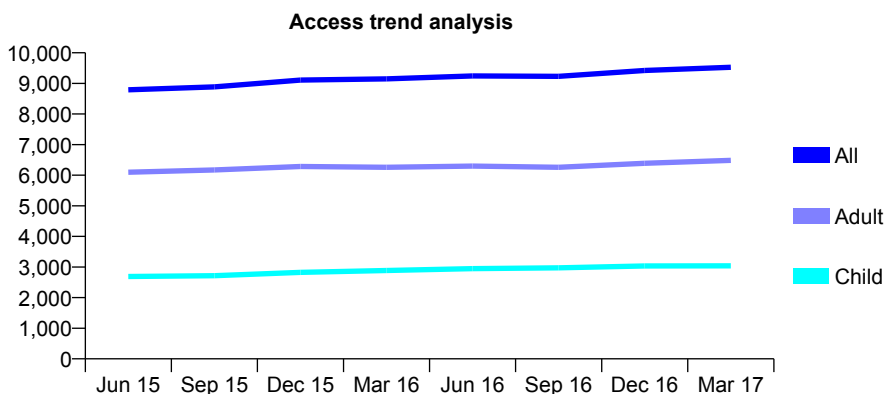
Q52 - Vital Signs At a Glance Contract Report for 195480/0001 - March 2017

Name or company name	Azam & Associates Healthcare Ltd
Contract type name	GDS Contract
Purpose of contract	General
Contract start date	01/05/2010
Contract end date	

16/17 Contracted general activity (UDA)	29,187
Carry forward general activity (UDA)	13
16/17 Contracted orthodontic activity (UOA)	0
Carry forward orthodontic activity (UOA)	0
Baseline contract value	£819,744.14

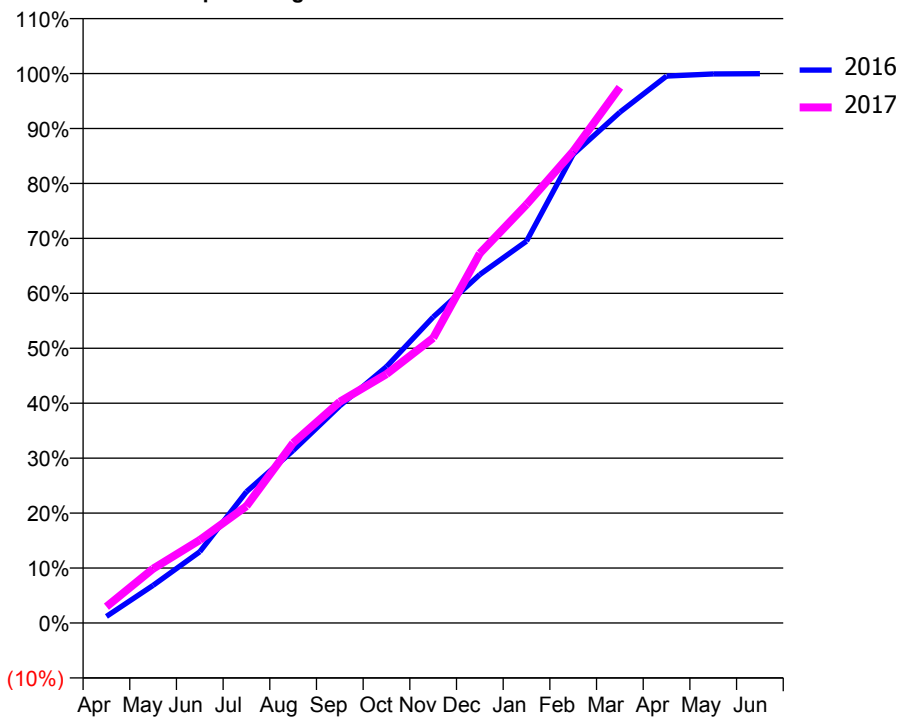
ACCESS*

Patients seen in 24 months	Total	Change since previous quarter
Quarter ending March 2016	9,147	
Quarter ending June 2016	9,244	→
Quarter ending September 2016	9,233	→
Quarter ending December 2016	9,424	↑
Quarter ending March 2017	9,529	→
Variance since March 2016	4.2%	↑



ACTIVITY

Cumulative percentage of contracted UDA delivered 2016 & 2017



Month	Adjusted Scheduled Activity (UDA)	
	2016	2017
April	348	866
May	2,004	2,885
June	3,785	4,411
July	6,971	6,210
August	9,161	9,564
September	11,532	11,751
October	13,615	13,221
November	16,255	15,139
December	18,512	19,635
January	20,284	22,230
February	24,893	25,055
March	27,134	28,458
April	29,050	
May	29,163	
June	29,174	

QUALITY

	Quantity	Base Number	Contract	AT	Region	England
% of FP17s for the same patient ID Re-attending within 3 months - Children	331	4,513	7.3%	11.4%	13.3%	12.3%
% of FP17s for the same patient ID Re-attending within 3 months - Adults	1,505	9,086	16.6%	15.5%	17.3%	16.7%
% of FP17s for the same patient ID Re-attending between 3 & 9 months - Children	2,453	4,513	54.4%	59.5%	58.9%	57.6%
% of FP17s for the same patient ID Re-attending between 3 & 9 months - Adults	4,076	9,086	44.9%	54.0%	52.2%	50.1%
% of FP17s for Band 1 Urgent Courses	1,408	12,855	11.0%	8.8%	9.2%	9.1%
% of FP17s Relating to Free Repair or Replacements	83	12,855	0.6%	0.9%	1.0%	0.8%
% of FP17s Relating to Continuations	52	12,855	0.4%	1.3%	1.4%	1.2%
% of Patients satisfied with the dentistry they have received	9	9	N/A	92.4%	93.1%	92.8%
% of Patients satisfied with the time they had to wait for an appointment	8	9	N/A	87.6%	89.5%	88.7%

* This is based on patients treated on this contract for their most recent course of treatment. Figures in italics indicate the base number of FP17s or Patient Questionnaire responses are less than 100. N/A is shown where the base number of responses is less than 10 during the period. % is calculated as Quantity/Base number*100

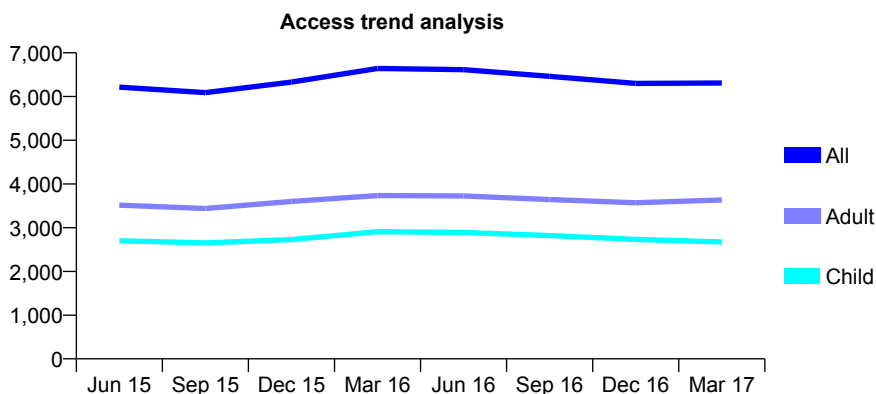
Q52 - Vital Signs At a Glance Contract Report for 195545/0001 - March 2017

Name or company name	Mistry & Power
Contract type name	GDS Contract
Purpose of contract	General
Contract start date	03/10/2011
Contract end date	

16/17 Contracted general activity (UDA)	17,255
Carry forward general activity (UDA)	-225
16/17 Contracted orthodontic activity (UOA)	0
Carry forward orthodontic activity (UOA)	0
Baseline contract value	£571,371.78

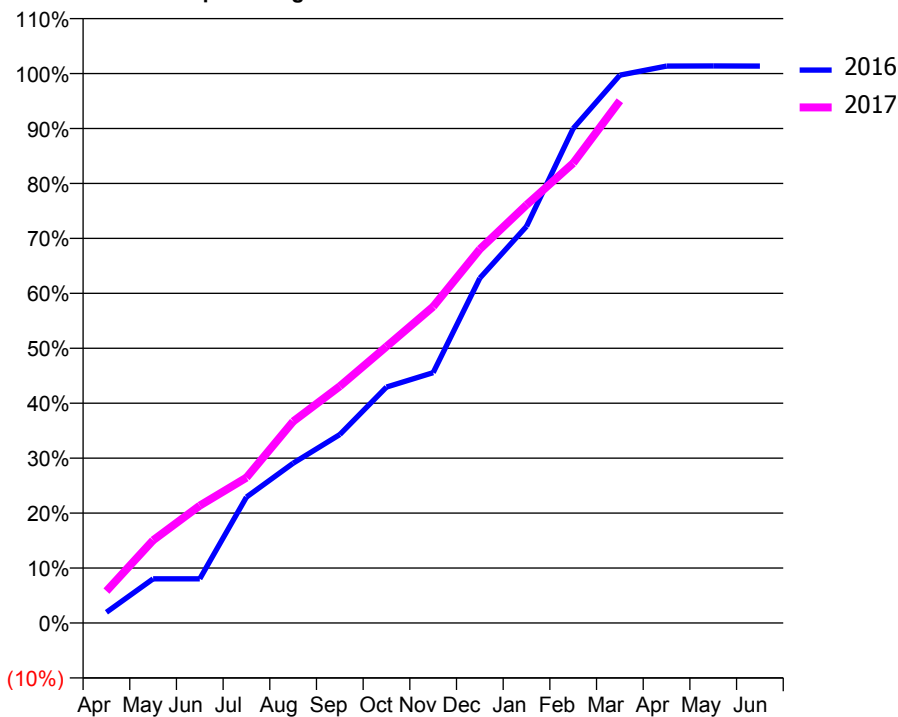
ACCESS*

Patients seen in 24 months	Total	Change since previous quarter
Quarter ending March 2016	6,643	
Quarter ending June 2016	6,615	→
Quarter ending September 2016	6,462	↓
Quarter ending December 2016	6,301	↓
Quarter ending March 2017	6,309	→
Variance since March 2016	(5.0%)	↓



ACTIVITY

Cumulative percentage of contracted UDA delivered 2016 & 2017



Adjusted Scheduled Activity (UDA)

Month	2016	2017
April	323	1,001
May	1,328	2,600
June	1,328	3,687
July	3,787	4,565
August	4,801	6,330
September	5,662	7,433
October	7,093	8,681
November	7,523	9,936
December	10,363	11,739
January	11,919	13,131
February	14,862	14,441
March	16,464	16,401
April	16,738	
May	16,739	
June	16,738	

QUALITY

	Quantity	Base Number	Contract	AT	Region	England
% of FP17s for the same patient ID Re-attending within 3 months - Children	152	3,753	4.1%	11.4%	13.3%	12.3%
% of FP17s for the same patient ID Re-attending within 3 months - Adults	396	4,345	9.1%	15.5%	17.3%	16.7%
% of FP17s for the same patient ID Re-attending between 3 & 9 months - Children	2,270	3,753	60.5%	59.5%	58.9%	57.6%
% of FP17s for the same patient ID Re-attending between 3 & 9 months - Adults	2,205	4,345	50.7%	54.0%	52.2%	50.1%
% of FP17s for Band 1 Urgent Courses	301	7,969	3.8%	8.8%	9.2%	9.1%
% of FP17s Relating to Free Repair or Replacements	12	7,969	0.2%	0.9%	1.0%	0.8%
% of FP17s Relating to Continuations	83	7,969	1.0%	1.3%	1.4%	1.2%
% of Patients satisfied with the dentistry they have received	0	0	N/A	92.4%	93.1%	92.8%
% of Patients satisfied with the time they had to wait for an appointment	0	0	N/A	87.6%	89.5%	88.7%

* This is based on patients treated on this contract for their most recent course of treatment. Figures in italics indicate the base number of FP17s or Patient Questionnaire responses are less than 100. N/A is shown where the base number of responses is less than 10 during the period. % is calculated as Quantity/Base number*100

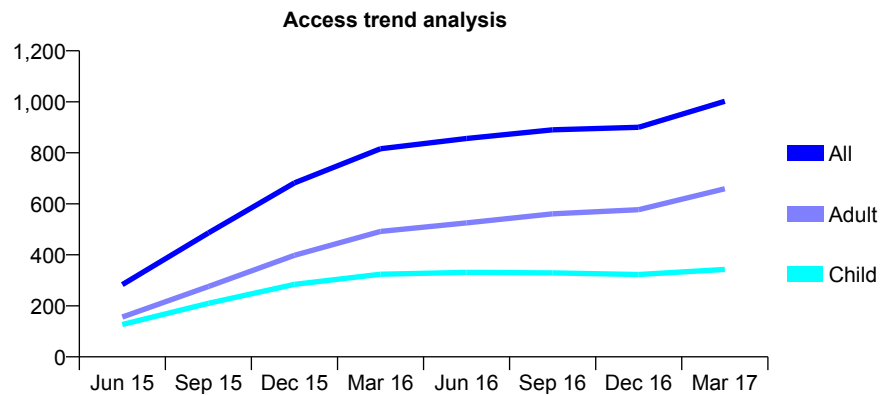
Q52 - Vital Signs At a Glance Contract Report for 195650/0001 - March 2017

Name or company name	MRS FY MARTIN
Contract type name	GDS Contract
Purpose of contract	General
Contract start date	01/04/2015
Contract end date	

16/17 Contracted general activity (UDA)	3,000
Carry forward general activity (UDA)	9
16/17 Contracted orthodontic activity (UOA)	0
Carry forward orthodontic activity (UOA)	0
Baseline contract value	£65,129.41

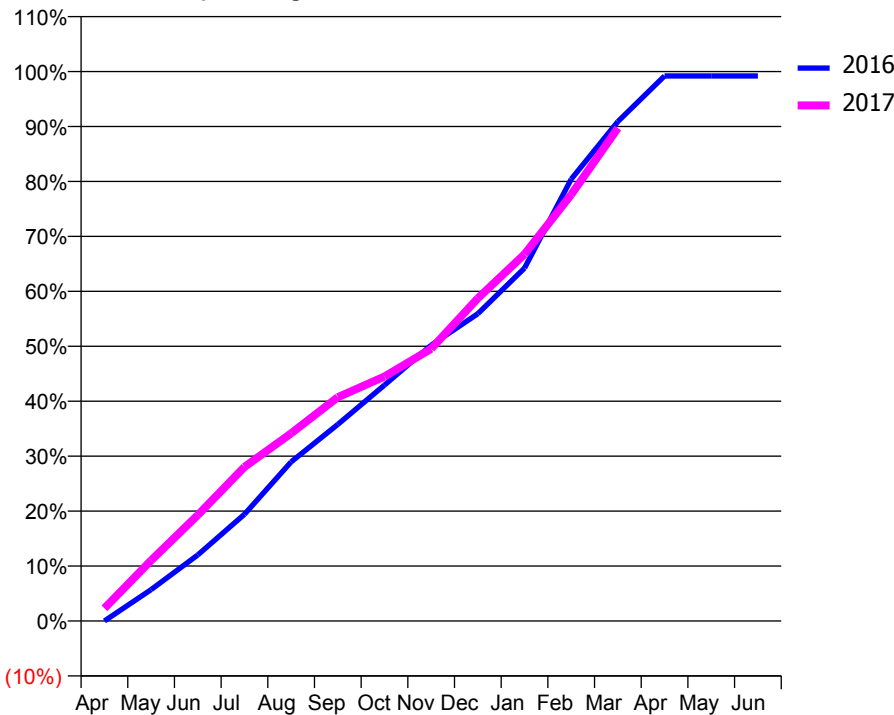
ACCESS*

Patients seen in 24 months	Total	Change since previous quarter
Quarter ending March 2016	816	
Quarter ending June 2016	856	↑
Quarter ending September 2016	890	↑
Quarter ending December 2016	900	→
Quarter ending March 2017	1,002	↑
Variance since March 2016	22.8%	↑



ACTIVITY

Cumulative percentage of contracted UDA delivered 2016 & 2017



Month	Adjusted Scheduled Activity (UDA)	
	2016	2017
April	0	70
May	171	331
June	361	578
July	583	841
August	869	1,025
September	1,073	1,222
October	1,288	1,335
November	1,506	1,486
December	1,677	1,762
January	1,927	2,003
February	2,413	2,328
March	2,726	2,691
April	2,976	
May	2,976	
June	2,976	

QUALITY

	Quantity	Base Number	Contract	AT	Region	England
% of FP17s for the same patient ID Re-attending within 3 months - Children	136	637	21.4%	11.4%	13.3%	12.3%
% of FP17s for the same patient ID Re-attending within 3 months - Adults	159	862	18.4%	15.5%	17.3%	16.7%
% of FP17s for the same patient ID Re-attending between 3 & 9 months - Children	376	637	59.0%	59.5%	58.9%	57.6%
% of FP17s for the same patient ID Re-attending between 3 & 9 months - Adults	393	862	45.6%	54.0%	52.2%	50.1%
% of FP17s for Band 1 Urgent Courses	86	1,364	6.3%	8.8%	9.2%	9.1%
% of FP17s Relating to Free Repair or Replacements	10	1,364	0.7%	0.9%	1.0%	0.8%
% of FP17s Relating to Continuations	41	1,364	3.0%	1.3%	1.4%	1.2%
% of Patients satisfied with the dentistry they have received	0	1	N/A	92.4%	93.1%	92.8%
% of Patients satisfied with the time they had to wait for an appointment	1	1	N/A	87.6%	89.5%	88.7%

* This is based on patients treated on this contract for their most recent course of treatment. Figures in italics indicate the base number of FP17s or Patient Questionnaire responses are less than 100. N/A is shown where the base number of responses is less than 10 during the period. % is calculated as Quantity/Base number*100

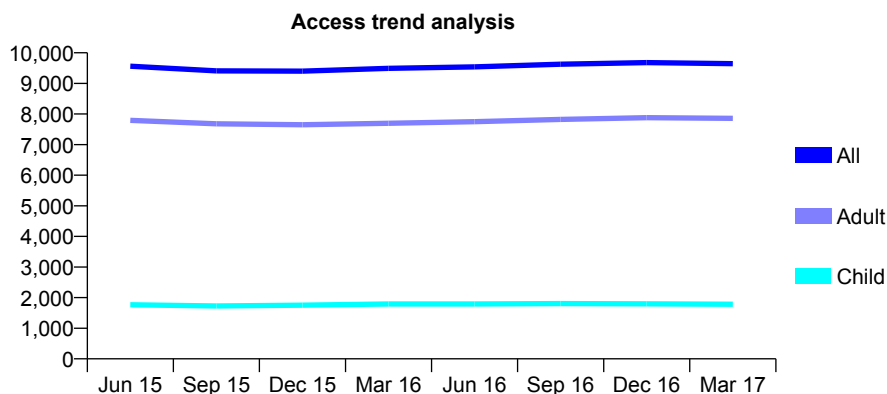
Q52 - Vital Signs At a Glance Contract Report for 197262/0001 - March 2017

Name or company name	Hirst & O'Donnell Limited
Contract type name	GDS Contract
Purpose of contract	General
Contract start date	01/05/2009
Contract end date	

16/17 Contracted general activity (UDA)	27,000
Carry forward general activity (UDA)	0
16/17 Contracted orthodontic activity (UOA)	0
Carry forward orthodontic activity (UOA)	0
Baseline contract value	£814,166.77

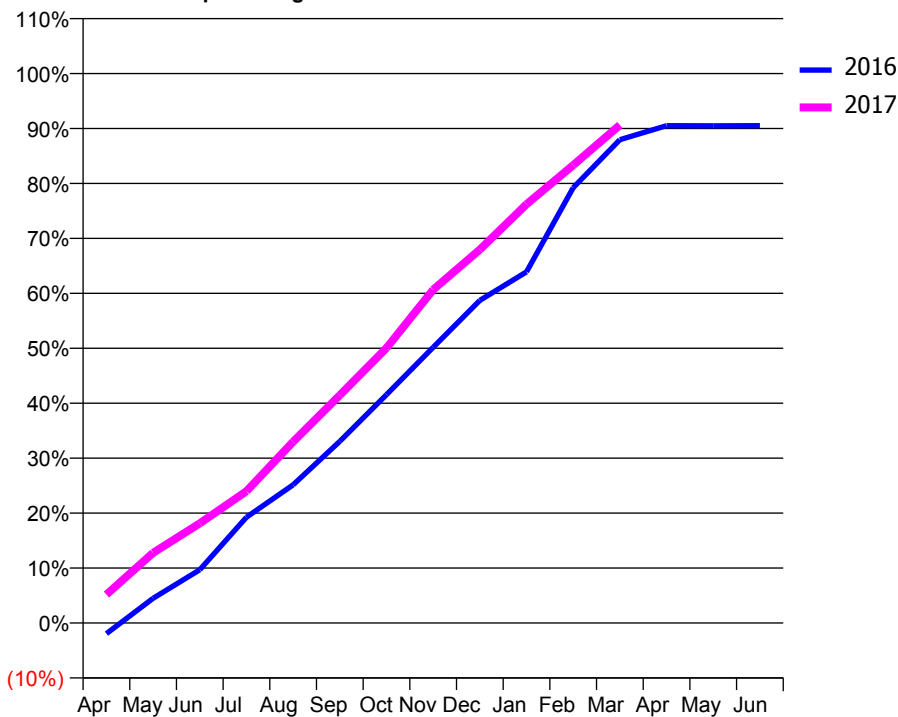
ACCESS*

Patients seen in 24 months	Total	Change since previous quarter
Quarter ending March 2016	9,491	
Quarter ending June 2016	9,542	→
Quarter ending September 2016	9,628	→
Quarter ending December 2016	9,679	→
Quarter ending March 2017	9,643	→
Variance since March 2016	1.6%	→



ACTIVITY

Cumulative percentage of contracted UDA delivered 2016 & 2017



Month	Adjusted Scheduled Activity (UDA)	
	2016	2017
April	-530	1,396
May	1,215	3,450
June	2,619	4,898
July	5,200	6,479
August	6,794	8,909
September	8,929	11,193
October	11,217	13,513
November	13,546	16,380
December	15,852	18,349
January	17,256	20,577
February	21,389	22,496
March	23,747	24,469
April	24,438	
May	24,433	
June	24,436	

QUALITY

	Quantity	Base Number	Contract	AT	Region	England
% of FP17s for the same patient ID Re-attending within 3 months - Children	154	2,819	5.5%	11.4%	13.3%	12.3%
% of FP17s for the same patient ID Re-attending within 3 months - Adults	1,410	10,671	13.2%	15.5%	17.3%	16.7%
% of FP17s for the same patient ID Re-attending between 3 & 9 months - Children	1,999	2,819	70.9%	59.5%	58.9%	57.6%
% of FP17s for the same patient ID Re-attending between 3 & 9 months - Adults	5,390	10,671	50.5%	54.0%	52.2%	50.1%
% of FP17s for Band 1 Urgent Courses	996	13,076	7.6%	8.8%	9.2%	9.1%
% of FP17s Relating to Free Repair or Replacements	112	13,076	0.9%	0.9%	1.0%	0.8%
% of FP17s Relating to Continuations	253	13,076	1.9%	1.3%	1.4%	1.2%
% of Patients satisfied with the dentistry they have received	18	20	90.0%	92.4%	93.1%	92.8%
% of Patients satisfied with the time they had to wait for an appointment	17	20	85.0%	87.6%	89.5%	88.7%

* This is based on patients treated on this contract for their most recent course of treatment. Figures in italics indicate the base number of FP17s or Patient Questionnaire responses are less than 100. N/A is shown where the base number of responses is less than 10 during the period. % is calculated as Quantity/Base number*100

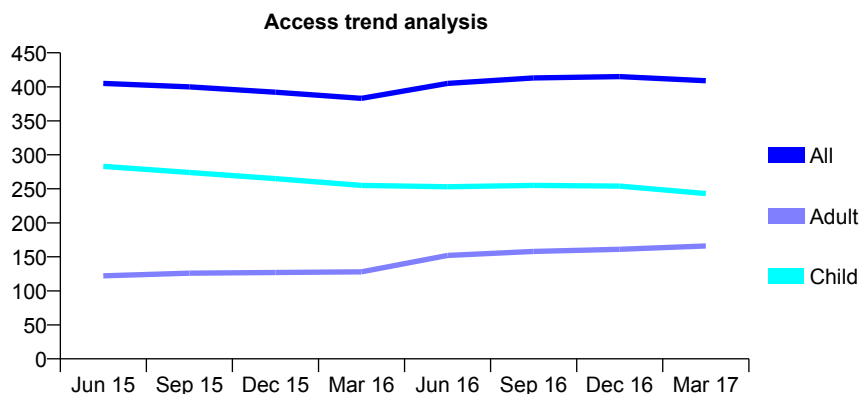
Q52 - Vital Signs At a Glance Contract Report for 197564/0001 - March 2017

Name or company name	Baldon Dental Service Limited
Contract type name	GDS Contract
Purpose of contract	General
Contract start date	02/07/2007
Contract end date	

16/17 Contracted general activity (UDA)	719
Carry forward general activity (UDA)	86
16/17 Contracted orthodontic activity (UOA)	0
Carry forward orthodontic activity (UOA)	0
Baseline contract value	£20,657.47

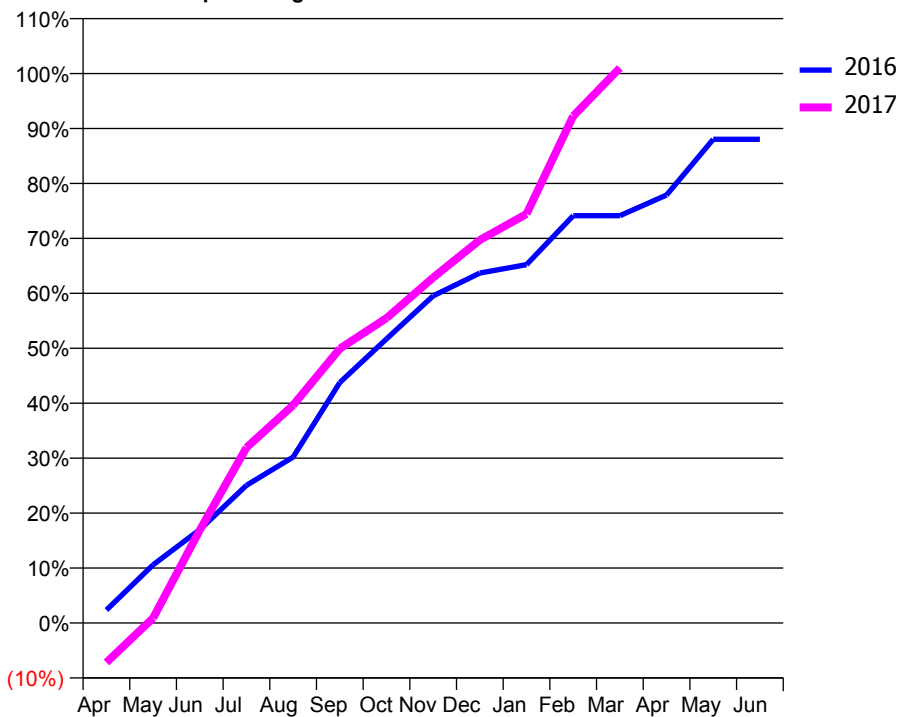
ACCESS*

Patients seen in 24 months	Total	Change since previous quarter
Quarter ending March 2016	383	
Quarter ending June 2016	405	↑
Quarter ending September 2016	413	→
Quarter ending December 2016	415	→
Quarter ending March 2017	409	↓
Variance since March 2016	6.8%	↑



ACTIVITY

Cumulative percentage of contracted UDA delivered 2016 & 2017



Adjusted Scheduled Activity (UDA)

Month	2016	2017
April	17	-52
May	76	7
June	122	122
July	180	230
August	217	285
September	315	359
October	372	399
November	428	452
December	458	501
January	469	535
February	533	663
March	533	726
April	560	
May	633	
June	633	

QUALITY

	Quantity	Base Number	Contract	AT	Region	England
% of FP17s for the same patient ID Re-attending within 3 months - Children	15	423	3.5%	11.4%	13.3%	12.3%
% of FP17s for the same patient ID Re-attending within 3 months - Adults	4	168	2.4%	15.5%	17.3%	16.7%
% of FP17s for the same patient ID Re-attending between 3 & 9 months - Children	249	423	58.9%	59.5%	58.9%	57.6%
% of FP17s for the same patient ID Re-attending between 3 & 9 months - Adults	55	168	32.7%	54.0%	52.2%	50.1%
% of FP17s for Band 1 Urgent Courses	6	505	1.2%	8.8%	9.2%	9.1%
% of FP17s Relating to Free Repair or Replacements	2	505	0.4%	0.9%	1.0%	0.8%
% of FP17s Relating to Continuations	0	505	0.0%	1.3%	1.4%	1.2%
% of Patients satisfied with the dentistry they have received	0	0	N/A	92.4%	93.1%	92.8%
% of Patients satisfied with the time they had to wait for an appointment	0	0	N/A	87.6%	89.5%	88.7%

* This is based on patients treated on this contract for their most recent course of treatment. Figures in italics indicate the base number of FP17s or Patient Questionnaire responses are less than 100. N/A is shown where the base number of responses is less than 10 during the period. % is calculated as Quantity/Base number*100

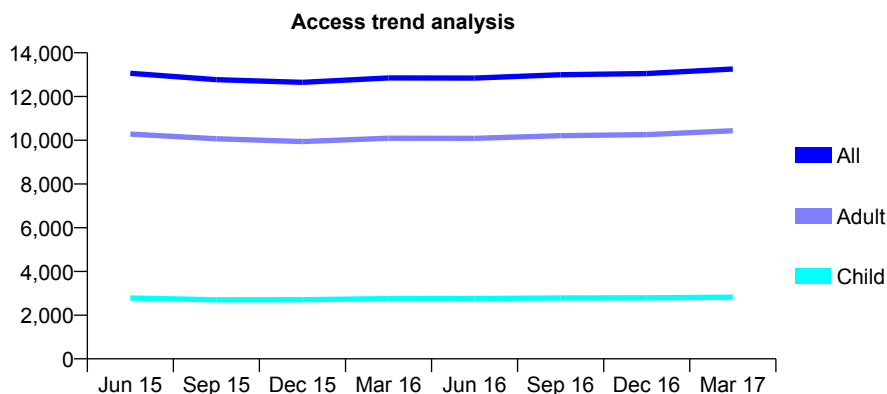
Q52 - Vital Signs At a Glance Contract Report for 197890/0001 - March 2017

Name or company name	Armstrong & Haire Ltd
Contract type name	GDS Contract
Purpose of contract	General
Contract start date	01/11/2010
Contract end date	

16/17 Contracted general activity (UDA)	37,582
Carry forward general activity (UDA)	607
16/17 Contracted orthodontic activity (UOA)	0
Carry forward orthodontic activity (UOA)	0
Baseline contract value	£1,108,889.81

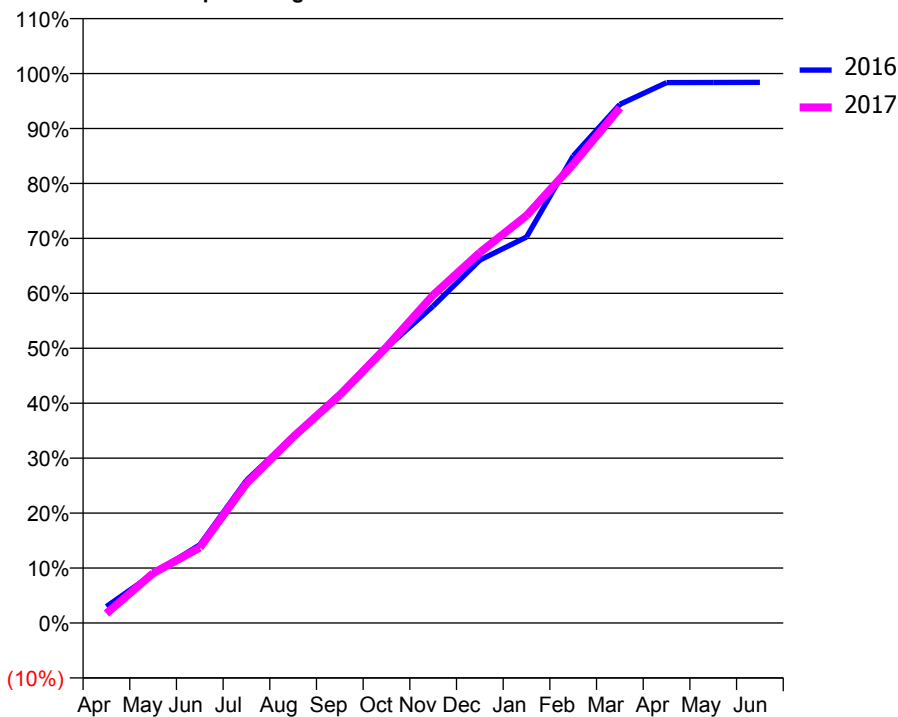
ACCESS*

Patients seen in 24 months	Total	Change since previous quarter
Quarter ending March 2016	12,851	
Quarter ending June 2016	12,844	→
Quarter ending September 2016	12,997	→
Quarter ending December 2016	13,050	→
Quarter ending March 2017	13,256	→
Variance since March 2016	3.2%	↑



ACTIVITY

Cumulative percentage of contracted UDA delivered 2016 & 2017



Month	Adjusted Scheduled Activity (UDA)	
	2016	2017
April	1,123	650
May	3,373	3,409
June	5,350	5,160
July	9,763	9,555
August	12,769	12,723
September	15,696	15,589
October	18,826	18,875
November	21,676	22,429
December	24,818	25,340
January	26,401	27,865
February	31,946	31,376
March	35,476	35,238
April	36,962	
May	36,969	
June	36,975	

QUALITY

	Quantity	Base Number	Contract	AT	Region	England
% of FP17s for the same patient ID Re-attending within 3 months - Children	407	4,517	9.0%	11.4%	13.3%	12.3%
% of FP17s for the same patient ID Re-attending within 3 months - Adults	2,793	16,994	16.4%	15.5%	17.3%	16.7%
% of FP17s for the same patient ID Re-attending between 3 & 9 months - Children	2,904	4,517	64.3%	59.5%	58.9%	57.6%
% of FP17s for the same patient ID Re-attending between 3 & 9 months - Adults	10,382	16,994	61.1%	54.0%	52.2%	50.1%
% of FP17s for Band 1 Urgent Courses	1,379	20,707	6.7%	8.8%	9.2%	9.1%
% of FP17s Relating to Free Repair or Replacements	173	20,707	0.8%	0.9%	1.0%	0.8%
% of FP17s Relating to Continuations	435	20,707	2.1%	1.3%	1.4%	1.2%
% of Patients satisfied with the dentistry they have received	15	16	93.8%	92.4%	93.1%	92.8%
% of Patients satisfied with the time they had to wait for an appointment	14	16	87.5%	87.6%	89.5%	88.7%

* This is based on patients treated on this contract for their most recent course of treatment. Figures in italics indicate the base number of FP17s or Patient Questionnaire responses are less than 100. N/A is shown where the base number of responses is less than 10 during the period. % is calculated as Quantity/Base number*100

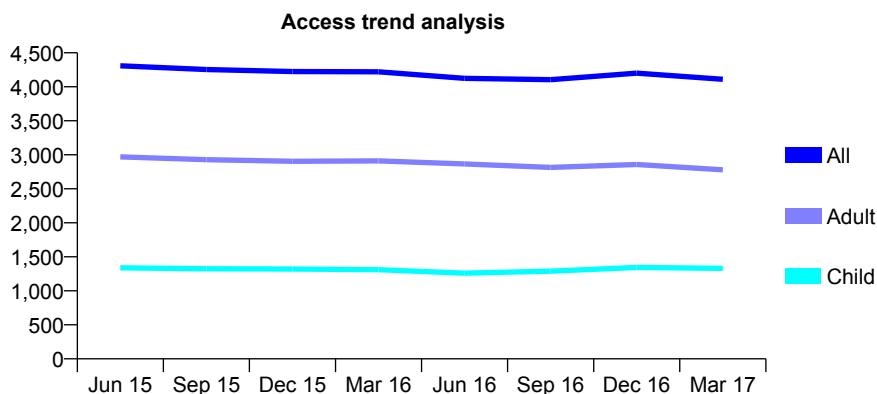
Q52 - Vital Signs At a Glance Contract Report for 198625/0001 - March 2017

Name or company name	J H Sager Ltd
Contract type name	GDS Contract
Purpose of contract	General
Contract start date	01/04/2009
Contract end date	

16/17 Contracted general activity (UDA)	14,400
Carry forward general activity (UDA)	-17
16/17 Contracted orthodontic activity (UOA)	0
Carry forward orthodontic activity (UOA)	0
Baseline contract value	£389,398.91

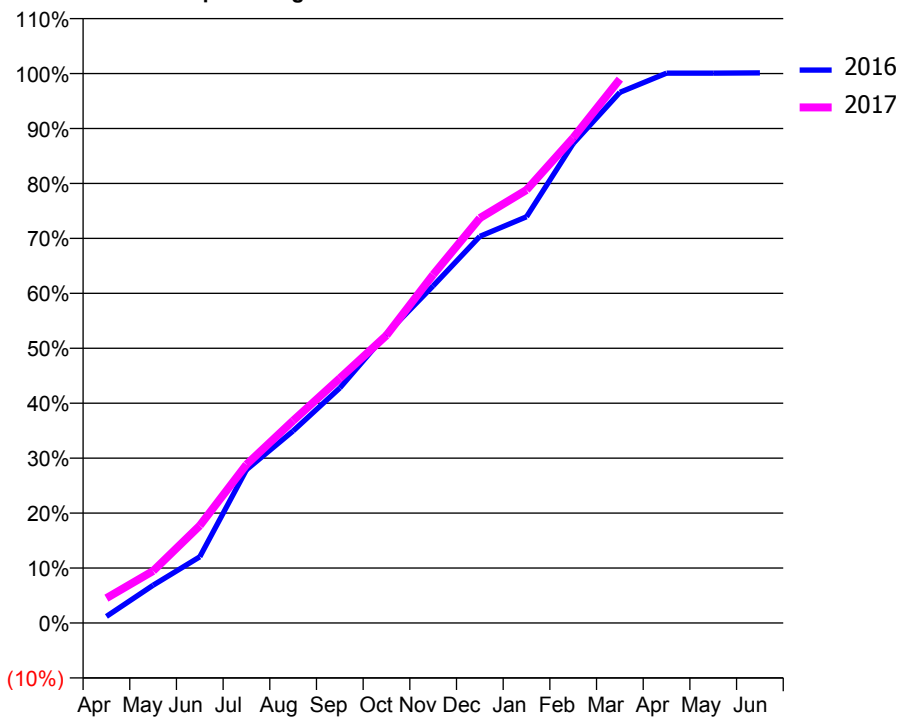
ACCESS*

Patients seen in 24 months	Total	Change since previous quarter
Quarter ending March 2016	4,221	
Quarter ending June 2016	4,125	↓
Quarter ending September 2016	4,104	→
Quarter ending December 2016	4,201	↑
Quarter ending March 2017	4,110	↓
Variance since March 2016	(2.6%)	↓



ACTIVITY

Cumulative percentage of contracted UDA delivered 2016 & 2017



Month	Adjusted Scheduled Activity (UDA)	
	2016	2017
April	173	653
May	992	1,365
June	1,735	2,554
July	4,016	4,153
August	5,033	5,303
September	6,157	6,413
October	7,576	7,539
November	8,834	9,129
December	10,133	10,610
January	10,646	11,347
February	12,563	12,716
March	13,907	14,251
April	14,411	
May	14,411	
June	14,417	

QUALITY

	Quantity	Base Number	Contract	AT	Region	England
% of FP17s for the same patient ID Re-attending within 3 months - Children	119	1,538	7.7%	11.4%	13.3%	12.3%
% of FP17s for the same patient ID Re-attending within 3 months - Adults	682	3,686	18.5%	15.5%	17.3%	16.7%
% of FP17s for the same patient ID Re-attending between 3 & 9 months - Children	679	1,538	44.1%	59.5%	58.9%	57.6%
% of FP17s for the same patient ID Re-attending between 3 & 9 months - Adults	1,795	3,686	48.7%	54.0%	52.2%	50.1%
% of FP17s for Band 1 Urgent Courses	417	5,035	8.3%	8.8%	9.2%	9.1%
% of FP17s Relating to Free Repair or Replacements	57	5,035	1.1%	0.9%	1.0%	0.8%
% of FP17s Relating to Continuations	56	5,035	1.1%	1.3%	1.4%	1.2%
% of Patients satisfied with the dentistry they have received	4	5	N/A	92.4%	93.1%	92.8%
% of Patients satisfied with the time they had to wait for an appointment	5	5	N/A	87.6%	89.5%	88.7%

* This is based on patients treated on this contract for their most recent course of treatment. Figures in italics indicate the base number of FP17s or Patient Questionnaire responses are less than 100. N/A is shown where the base number of responses is less than 10 during the period. % is calculated as Quantity/Base number*100

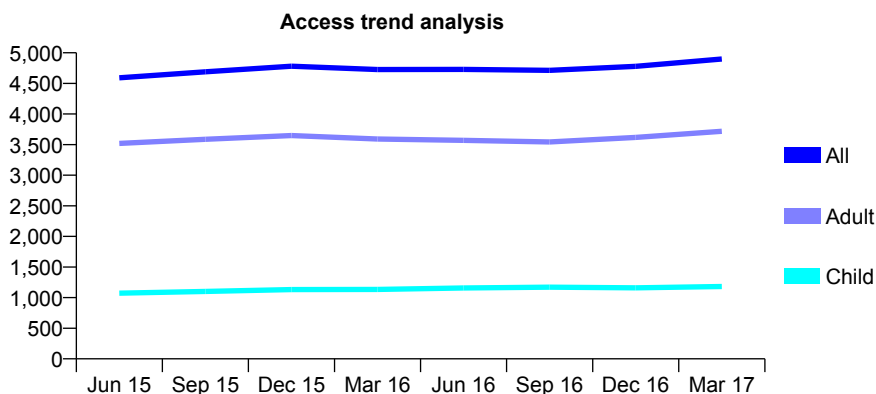
Q52 - Vital Signs At a Glance Contract Report for 202401/0004 - March 2017

Name or company name	MR RS NICHOLSON
Contract type name	GDS Contract
Purpose of contract	General
Contract start date	03/04/2007
Contract end date	

16/17 Contracted general activity (UDA)	12,193
Carry forward general activity (UDA)	50
16/17 Contracted orthodontic activity (UOA)	0
Carry forward orthodontic activity (UOA)	0
Baseline contract value	£324,994.79

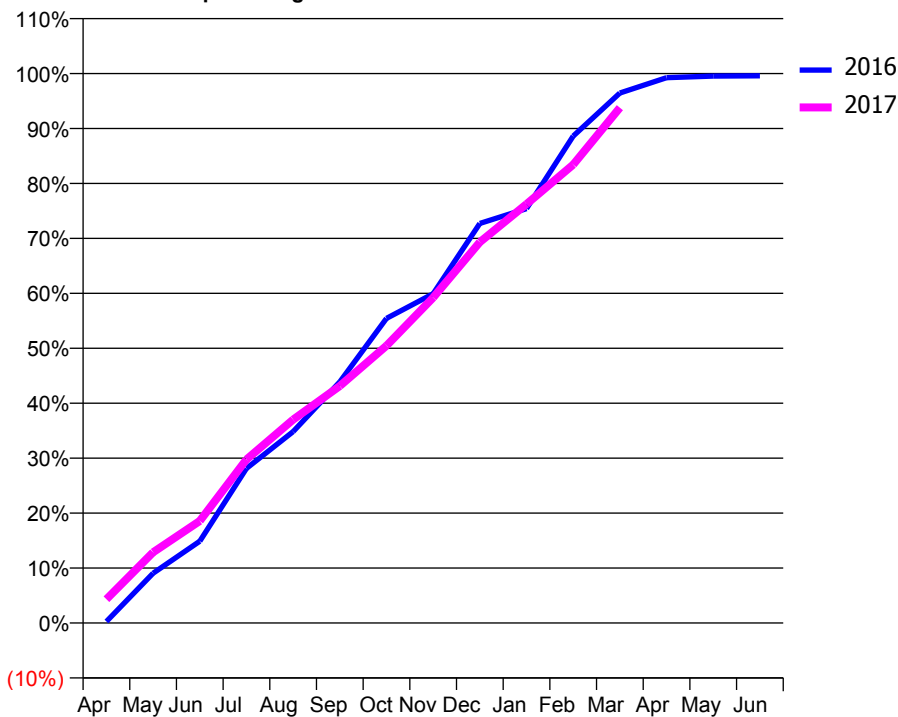
ACCESS*

Patients seen in 24 months	Total	Change since previous quarter
Quarter ending March 2016	4,726	
Quarter ending June 2016	4,728	→
Quarter ending September 2016	4,714	→
Quarter ending December 2016	4,778	→
Quarter ending March 2017	4,898	↑
Variance since March 2016	3.6%	↑



ACTIVITY

Cumulative percentage of contracted UDA delivered 2016 & 2017



Month	Adjusted Scheduled Activity (UDA)	
	2016	2017
April	34	527
May	1,105	1,568
June	1,815	2,266
July	3,431	3,629
August	4,246	4,515
September	5,352	5,260
October	6,760	6,153
November	7,306	7,222
December	8,867	8,451
January	9,194	9,295
February	10,805	10,171
March	11,759	11,433
April	12,101	
May	12,136	
June	12,143	

QUALITY

	Quantity	Base Number	Contract	AT	Region	England
% of FP17s for the same patient ID Re-attending within 3 months - Children	68	1,506	4.5%	11.4%	13.3%	12.3%
% of FP17s for the same patient ID Re-attending within 3 months - Adults	430	4,209	10.2%	15.5%	17.3%	16.7%
% of FP17s for the same patient ID Re-attending between 3 & 9 months - Children	759	1,506	50.4%	59.5%	58.9%	57.6%
% of FP17s for the same patient ID Re-attending between 3 & 9 months - Adults	1,989	4,209	47.3%	54.0%	52.2%	50.1%
% of FP17s for Band 1 Urgent Courses	151	5,524	2.7%	8.8%	9.2%	9.1%
% of FP17s Relating to Free Repair or Replacements	48	5,524	0.9%	0.9%	1.0%	0.8%
% of FP17s Relating to Continuations	118	5,524	2.1%	1.3%	1.4%	1.2%
% of Patients satisfied with the dentistry they have received	1	1	N/A	92.4%	93.1%	92.8%
% of Patients satisfied with the time they had to wait for an appointment	1	1	N/A	87.6%	89.5%	88.7%

* This is based on patients treated on this contract for their most recent course of treatment. Figures in italics indicate the base number of FP17s or Patient Questionnaire responses are less than 100. N/A is shown where the base number of responses is less than 10 during the period. % is calculated as Quantity/Base number*100

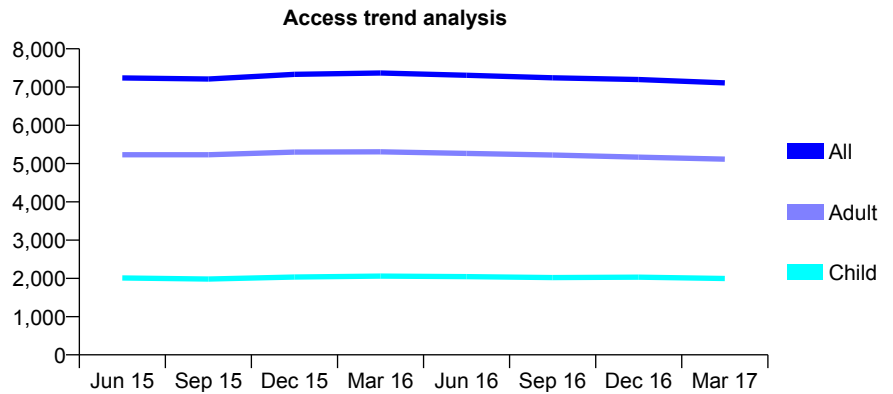
Q52 - Vital Signs At a Glance Contract Report for 204412/0002 - March 2017

Name or company name	MR CS DHALIWAL
Contract type name	GDS Contract
Purpose of contract	General
Contract start date	16/04/2006
Contract end date	

16/17 Contracted general activity (UDA)	24,569
Carry forward general activity (UDA)	-57
16/17 Contracted orthodontic activity (UOA)	0
Carry forward orthodontic activity (UOA)	0
Baseline contract value	£660,131.04

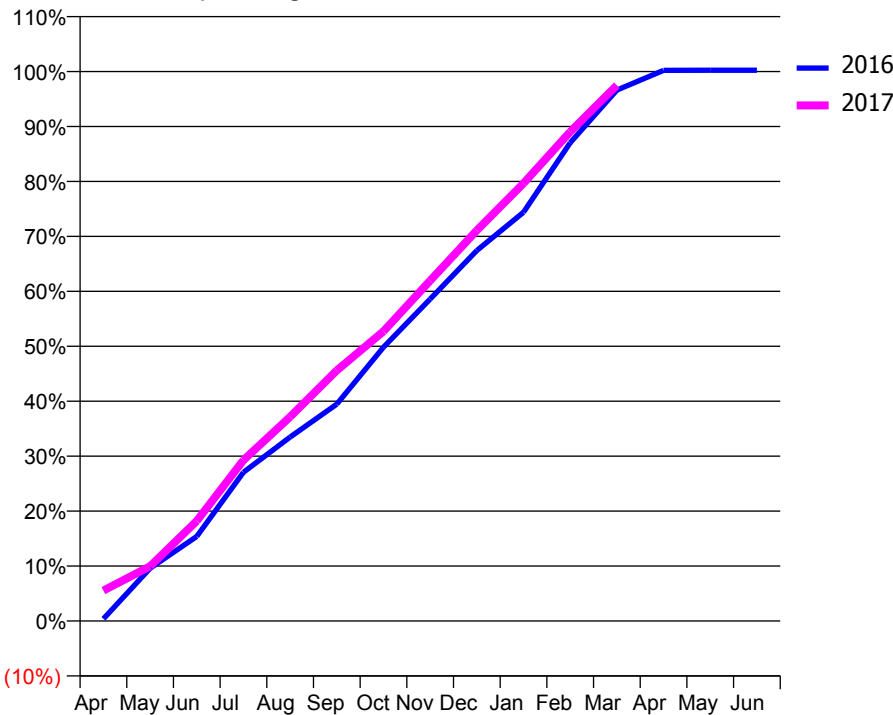
ACCESS*

Patients seen in 24 months	Total	Change since previous quarter
Quarter ending March 2016	7,366	
Quarter ending June 2016	7,309	→
Quarter ending September 2016	7,242	→
Quarter ending December 2016	7,197	→
Quarter ending March 2017	7,109	↓
Variance since March 2016	(3.5%)	↓



ACTIVITY

Cumulative percentage of contracted UDA delivered 2016 & 2017



Month	Adjusted Scheduled Activity (UDA)	
	2016	2017
April	97	1,362
May	2,357	2,449
June	3,783	4,474
July	6,650	7,192
August	8,226	9,133
September	9,695	11,205
October	12,244	12,952
November	14,398	15,218
December	16,564	17,468
January	18,279	19,573
February	21,382	21,872
March	23,736	23,950
April	24,620	
May	24,625	
June	24,626	

QUALITY

	Quantity	Base Number	Contract	AT	Region	England
% of FP17s for the same patient ID Re-attending within 3 months - Children	270	3,181	8.5%	11.4%	13.3%	12.3%
% of FP17s for the same patient ID Re-attending within 3 months - Adults	1,275	7,963	16.0%	15.5%	17.3%	16.7%
% of FP17s for the same patient ID Re-attending between 3 & 9 months - Children	1,950	3,181	61.3%	59.5%	58.9%	57.6%
% of FP17s for the same patient ID Re-attending between 3 & 9 months - Adults	4,692	7,963	58.9%	54.0%	52.2%	50.1%
% of FP17s for Band 1 Urgent Courses	690	10,836	6.4%	8.8%	9.2%	9.1%
% of FP17s Relating to Free Repair or Replacements	103	10,836	1.0%	0.9%	1.0%	0.8%
% of FP17s Relating to Continuations	289	10,836	2.7%	1.3%	1.4%	1.2%
% of Patients satisfied with the dentistry they have received	6	8	N/A	92.4%	93.1%	92.8%
% of Patients satisfied with the time they had to wait for an appointment	6	8	N/A	87.6%	89.5%	88.7%

* This is based on patients treated on this contract for their most recent course of treatment. Figures in italics indicate the base number of FP17s or Patient Questionnaire responses are less than 100. N/A is shown where the base number of responses is less than 10 during the period. % is calculated as Quantity/Base number*100

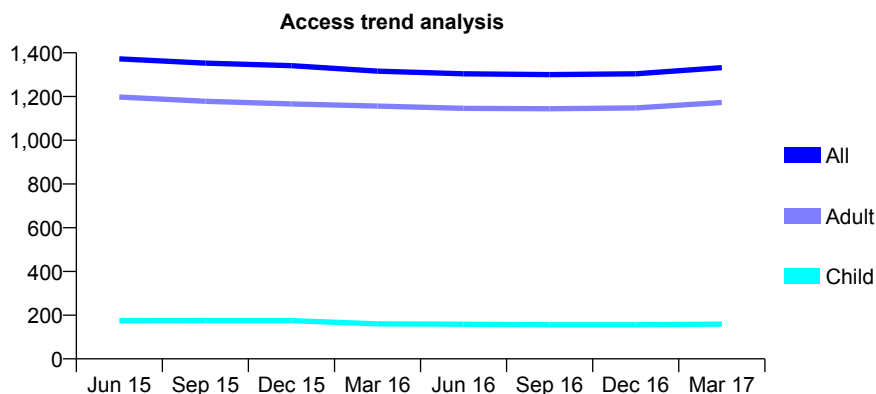
Q52 - Vital Signs At a Glance Contract Report for 208574/0001 - March 2017

Name or company name	MR AR DENBIGH-WHITE
Contract type name	GDS Contract
Purpose of contract	General
Contract start date	01/04/2006
Contract end date	

16/17 Contracted general activity (UDA)	4,698
Carry forward general activity (UDA)	11
16/17 Contracted orthodontic activity (UOA)	0
Carry forward orthodontic activity (UOA)	0
Baseline contract value	£123,504.81

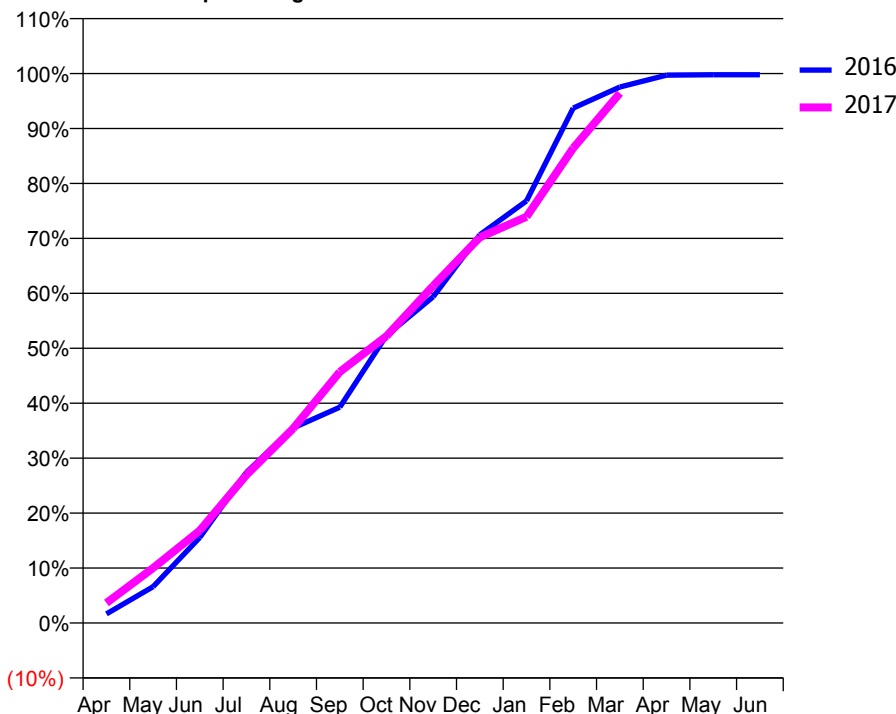
ACCESS*

Patients seen in 24 months	Total	Change since previous quarter
Quarter ending March 2016	1,316	
Quarter ending June 2016	1,304	→
Quarter ending September 2016	1,300	→
Quarter ending December 2016	1,304	→
Quarter ending March 2017	1,332	↑
Variance since March 2016	1.2%	→



ACTIVITY

Cumulative percentage of contracted UDA delivered 2016 & 2017



Month	Adjusted Scheduled Activity (UDA)	
	2016	2017
April	78	172
May	311	470
June	731	791
July	1,288	1,266
August	1,667	1,663
September	1,845	2,147
October	2,459	2,453
November	2,789	2,883
December	3,319	3,297
January	3,609	3,473
February	4,402	4,061
March	4,582	4,530
April	4,684	
May	4,687	
June	4,687	

QUALITY

	Quantity	Base Number	Contract	AT	Region	England
% of FP17s for the same patient ID Re-attending within 3 months - Children	27	280	9.6%	11.4%	13.3%	12.3%
% of FP17s for the same patient ID Re-attending within 3 months - Adults	282	1,646	17.1%	15.5%	17.3%	16.7%
% of FP17s for the same patient ID Re-attending between 3 & 9 months - Children	180	280	64.3%	59.5%	58.9%	57.6%
% of FP17s for the same patient ID Re-attending between 3 & 9 months - Adults	642	1,646	39.0%	54.0%	52.2%	50.1%
% of FP17s for Band 1 Urgent Courses	252	1,876	13.4%	8.8%	9.2%	9.1%
% of FP17s Relating to Free Repair or Replacements	66	1,876	3.5%	0.9%	1.0%	0.8%
% of FP17s Relating to Continuations	29	1,876	1.5%	1.3%	1.4%	1.2%
% of Patients satisfied with the dentistry they have received	6	6	N/A	92.4%	93.1%	92.8%
% of Patients satisfied with the time they had to wait for an appointment	6	6	N/A	87.6%	89.5%	88.7%

* This is based on patients treated on this contract for their most recent course of treatment. Figures in italics indicate the base number of FP17s or Patient Questionnaire responses are less than 100. N/A is shown where the base number of responses is less than 10 during the period. % is calculated as Quantity/Base number*100

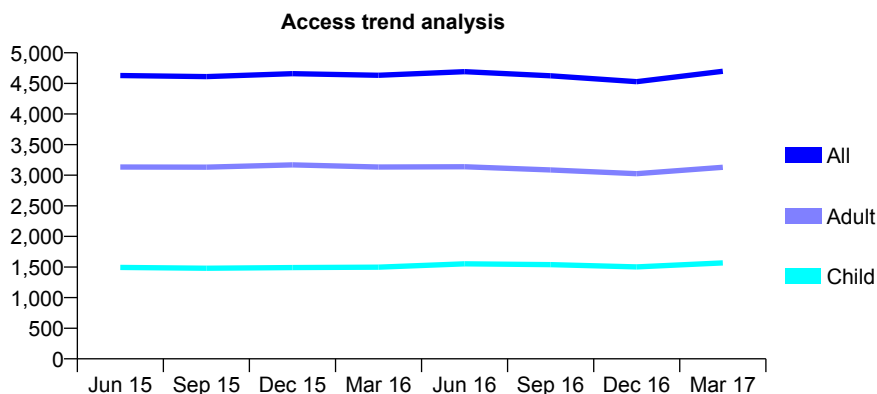
Q52 - Vital Signs At a Glance Contract Report for 215651/0001 - March 2017

Name or company name	MRS AA RAYNER
Contract type name	PDS Contract
Purpose of contract	General
Contract start date	01/04/2006
Contract end date	31/03/2021

16/17 Contracted general activity (UDA)	9,774
Carry forward general activity (UDA)	-184
16/17 Contracted orthodontic activity (UOA)	0
Carry forward orthodontic activity (UOA)	0
Baseline contract value	£223,416.99

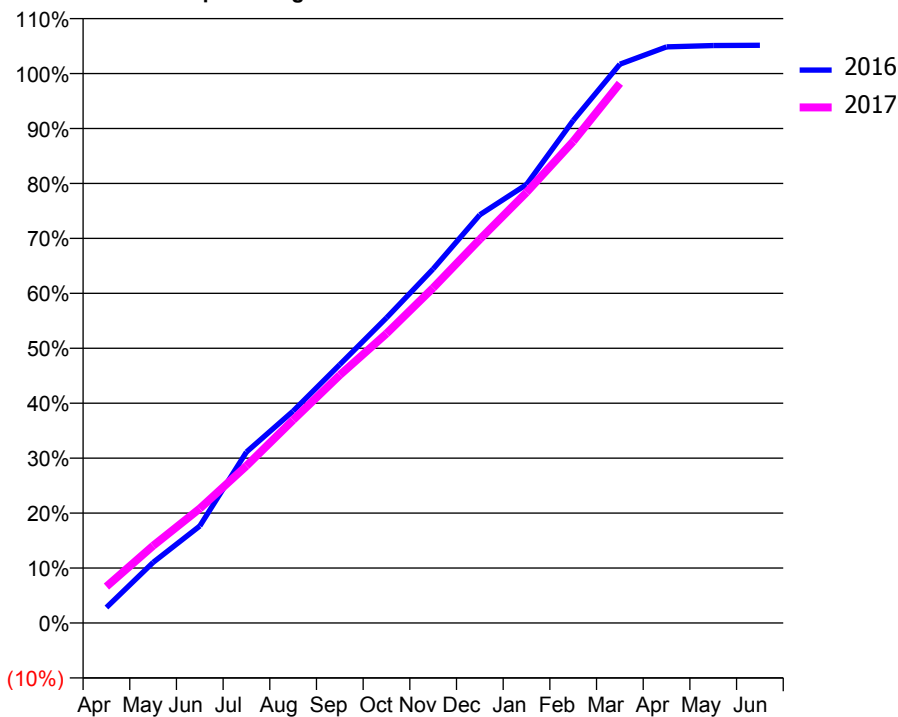
ACCESS*

Patients seen in 24 months	Total	Change since previous quarter
Quarter ending March 2016	4,633	
Quarter ending June 2016	4,691	→
Quarter ending September 2016	4,624	↓
Quarter ending December 2016	4,528	↓
Quarter ending March 2017	4,698	↑
Variance since March 2016	1.4%	→



ACTIVITY

Cumulative percentage of contracted UDA delivered 2016 & 2017



Month	Adjusted Scheduled Activity (UDA)	
	2016	2017
April	260	648
May	1,013	1,375
June	1,623	2,036
July	2,858	2,795
August	3,542	3,611
September	4,320	4,410
October	5,100	5,148
November	5,919	5,961
December	6,825	6,824
January	7,329	7,661
February	8,400	8,566
March	9,339	9,600
April	9,631	
May	9,653	
June	9,657	

QUALITY

	Quantity	Base Number	Contract	AT	Region	England
% of FP17s for the same patient ID Re-attending within 3 months - Children	340	2,604	13.1%	11.4%	13.3%	12.3%
% of FP17s for the same patient ID Re-attending within 3 months - Adults	631	4,123	15.3%	15.5%	17.3%	16.7%
% of FP17s for the same patient ID Re-attending between 3 & 9 months - Children	1,443	2,604	55.4%	59.5%	58.9%	57.6%
% of FP17s for the same patient ID Re-attending between 3 & 9 months - Adults	1,860	4,123	45.1%	54.0%	52.2%	50.1%
% of FP17s for Band 1 Urgent Courses	600	5,195	11.5%	8.8%	9.2%	9.1%
% of FP17s Relating to Free Repair or Replacements	12	5,195	0.2%	0.9%	1.0%	0.8%
% of FP17s Relating to Continuations	84	5,195	1.6%	1.3%	1.4%	1.2%
% of Patients satisfied with the dentistry they have received	7	8	N/A	92.4%	93.1%	92.8%
% of Patients satisfied with the time they had to wait for an appointment	7	8	N/A	87.6%	89.5%	88.7%

* This is based on patients treated on this contract for their most recent course of treatment. Figures in italics indicate the base number of FP17s or Patient Questionnaire responses are less than 100. N/A is shown where the base number of responses is less than 10 during the period. % is calculated as Quantity/Base number*100

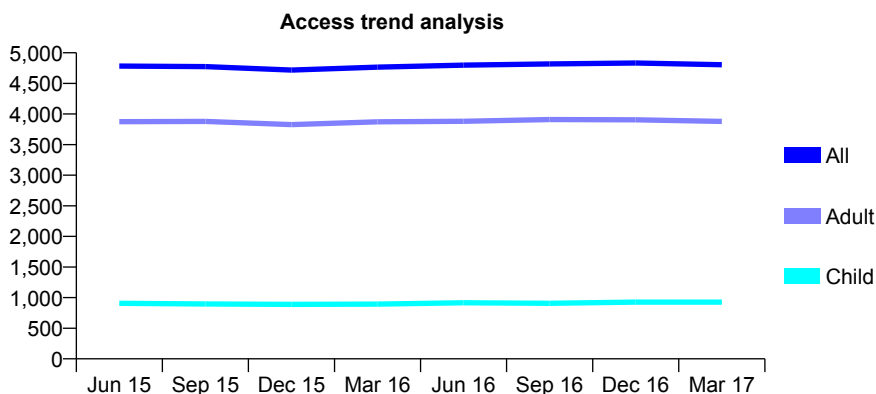
Q52 - Vital Signs At a Glance Contract Report for 215651/0002 - March 2017

Name or company name	MRS AA RAYNER
Contract type name	Pilot Contract
Purpose of contract	General
Contract start date	01/04/2006
Contract end date	31/03/2021

16/17 Contracted general activity (UDA)	11,957
Carry forward general activity (UDA)	0
16/17 Contracted orthodontic activity (UOA)	0
Carry forward orthodontic activity (UOA)	0
Baseline contract value	£324,224.76

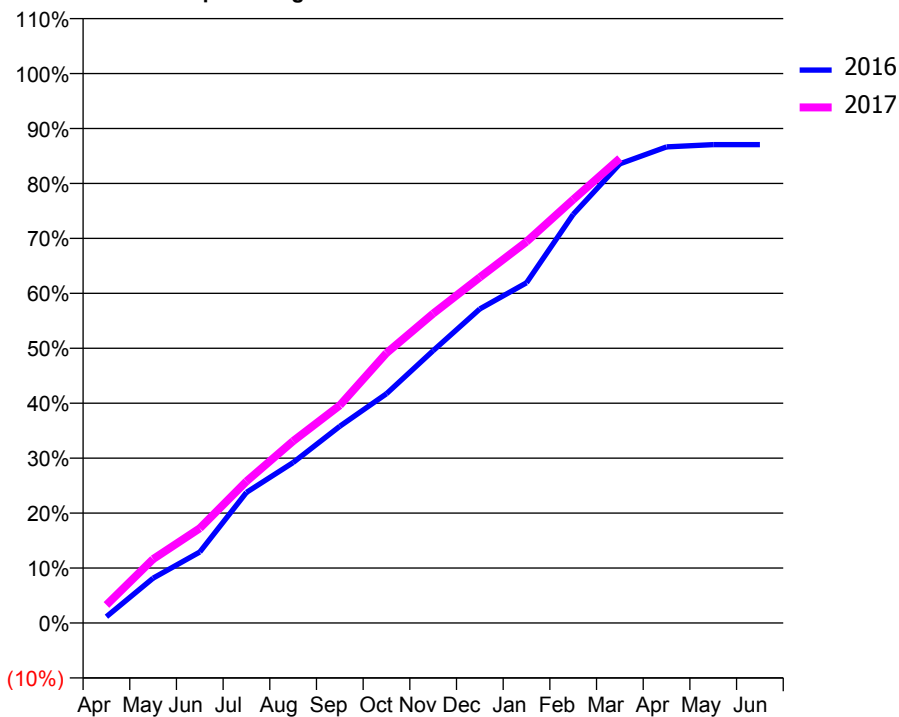
ACCESS*

Patients seen in 24 months	Total	Change since previous quarter
Quarter ending March 2016	4,766	
Quarter ending June 2016	4,798	→
Quarter ending September 2016	4,817	→
Quarter ending December 2016	4,834	→
Quarter ending March 2017	4,804	→
Variance since March 2016	0.8%	→



ACTIVITY

Cumulative percentage of contracted UDA delivered 2016 & 2017



Month	Adjusted Scheduled Activity (UDA)	
	2016	2017
April	138	394
May	976	1,391
June	1,546	2,062
July	2,841	3,083
August	3,493	3,958
September	4,281	4,737
October	4,989	5,875
November	5,927	6,734
December	6,834	7,522
January	7,402	8,298
February	8,892	9,214
March	9,993	10,110
April	10,359	
May	10,408	
June	10,409	

QUALITY

	Quantity	Base Number	Contract	AT	Region	England
% of FP17s for the same patient ID Re-attending within 3 months - Children	90	1,208	7.5%	11.4%	13.3%	12.3%
% of FP17s for the same patient ID Re-attending within 3 months - Adults	584	4,394	13.3%	15.5%	17.3%	16.7%
% of FP17s for the same patient ID Re-attending between 3 & 9 months - Children	582	1,208	48.2%	59.5%	58.9%	57.6%
% of FP17s for the same patient ID Re-attending between 3 & 9 months - Adults	1,547	4,394	35.2%	54.0%	52.2%	50.1%
% of FP17s for Band 1 Urgent Courses	522	5,378	9.7%	8.8%	9.2%	9.1%
% of FP17s Relating to Free Repair or Replacements	62	5,378	1.2%	0.9%	1.0%	0.8%
% of FP17s Relating to Continuations	50	5,378	0.9%	1.3%	1.4%	1.2%
% of Patients satisfied with the dentistry they have received	5	5	N/A	92.4%	93.1%	92.8%
% of Patients satisfied with the time they had to wait for an appointment	5	5	N/A	87.6%	89.5%	88.7%

* This is based on patients treated on this contract for their most recent course of treatment. Figures in italics indicate the base number of FP17s or Patient Questionnaire responses are less than 100. N/A is shown where the base number of responses is less than 10 during the period. % is calculated as Quantity/Base number*100

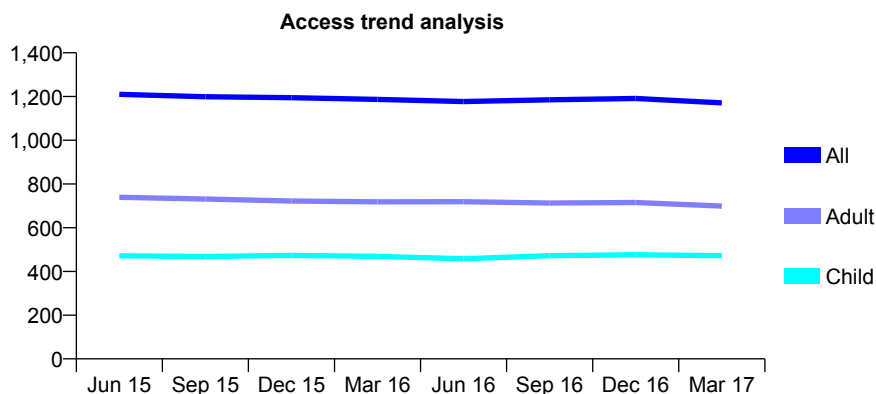
Q52 - Vital Signs At a Glance Contract Report for 222526/0001 - March 2017

Name or company name	MR MR HANSON
Contract type name	GDS Contract
Purpose of contract	General
Contract start date	01/04/2006
Contract end date	

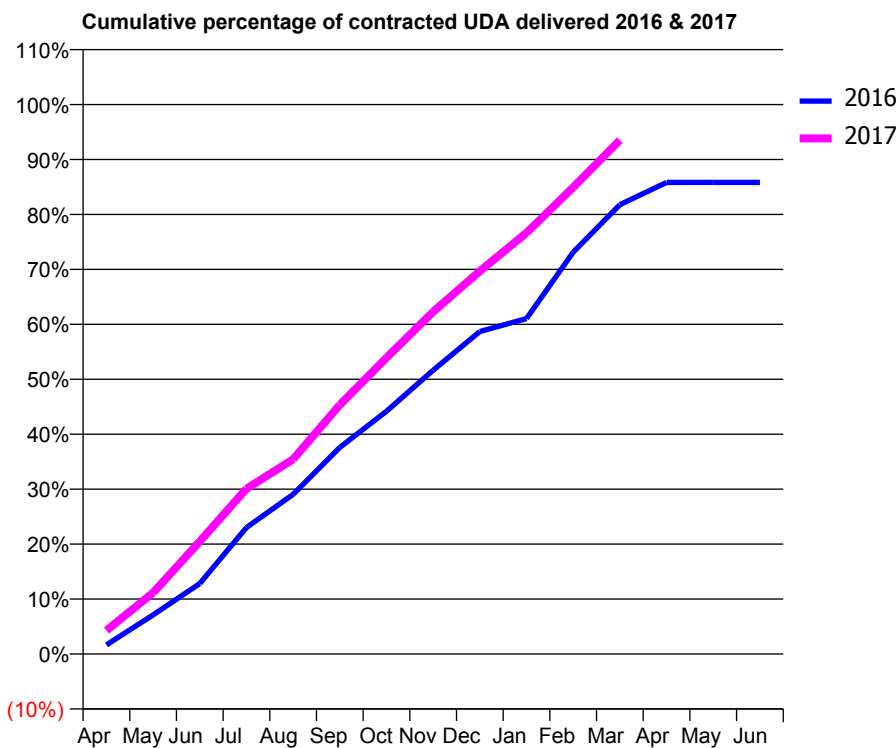
16/17 Contracted general activity (UDA)	4,896
Carry forward general activity (UDA)	0
16/17 Contracted orthodontic activity (UOA)	0
Carry forward orthodontic activity (UOA)	0
Baseline contract value	£135,751.90

ACCESS*

Patients seen in 24 months	Total	Change since previous quarter
Quarter ending March 2016	1,187	
Quarter ending June 2016	1,177	→
Quarter ending September 2016	1,185	→
Quarter ending December 2016	1,191	→
Quarter ending March 2017	1,171	↓
Variance since March 2016	(1.3%)	↓



ACTIVITY



Month	Adjusted Scheduled Activity (UDA)	
	2016	2017
April	81	210
May	348	546
June	627	1,003
July	1,127	1,473
August	1,422	1,736
September	1,841	2,220
October	2,163	2,640
November	2,529	3,049
December	2,874	3,412
January	2,989	3,753
February	3,580	4,158
March	4,003	4,578
April	4,202	
May	4,202	
June	4,202	

QUALITY

	Quantity	Base Number	Contract	AT	Region	England
% of FP17s for the same patient ID Re-attending within 3 months - Children	200	1,106	18.1%	11.4%	13.3%	12.3%
% of FP17s for the same patient ID Re-attending within 3 months - Adults	269	1,169	23.0%	15.5%	17.3%	16.7%
% of FP17s for the same patient ID Re-attending between 3 & 9 months - Children	751	1,106	67.9%	59.5%	58.9%	57.6%
% of FP17s for the same patient ID Re-attending between 3 & 9 months - Adults	668	1,169	57.1%	54.0%	52.2%	50.1%
% of FP17s for Band 1 Urgent Courses	86	2,189	3.9%	8.8%	9.2%	9.1%
% of FP17s Relating to Free Repair or Replacements	0	2,189	0.0%	0.9%	1.0%	0.8%
% of FP17s Relating to Continuations	25	2,189	1.1%	1.3%	1.4%	1.2%
% of Patients satisfied with the dentistry they have received	1	1	N/A	92.4%	93.1%	92.8%
% of Patients satisfied with the time they had to wait for an appointment	1	1	N/A	87.6%	89.5%	88.7%

* This is based on patients treated on this contract for their most recent course of treatment. Figures in italics indicate the base number of FP17s or Patient Questionnaire responses are less than 100. N/A is shown where the base number of responses is less than 10 during the period. % is calculated as Quantity/Base number*100

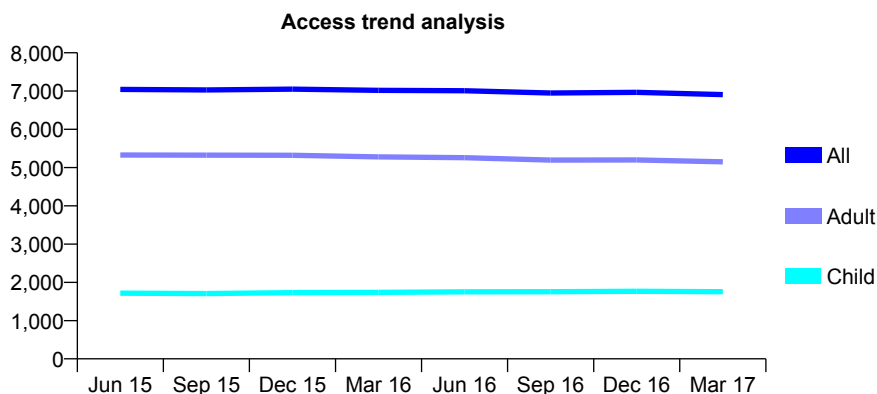
Q52 - Vital Signs At a Glance Contract Report for 224804/0001 - March 2017

Name or company name	MRS SJ WEBSTER
Contract type name	GDS Contract
Purpose of contract	General
Contract start date	01/04/2006
Contract end date	

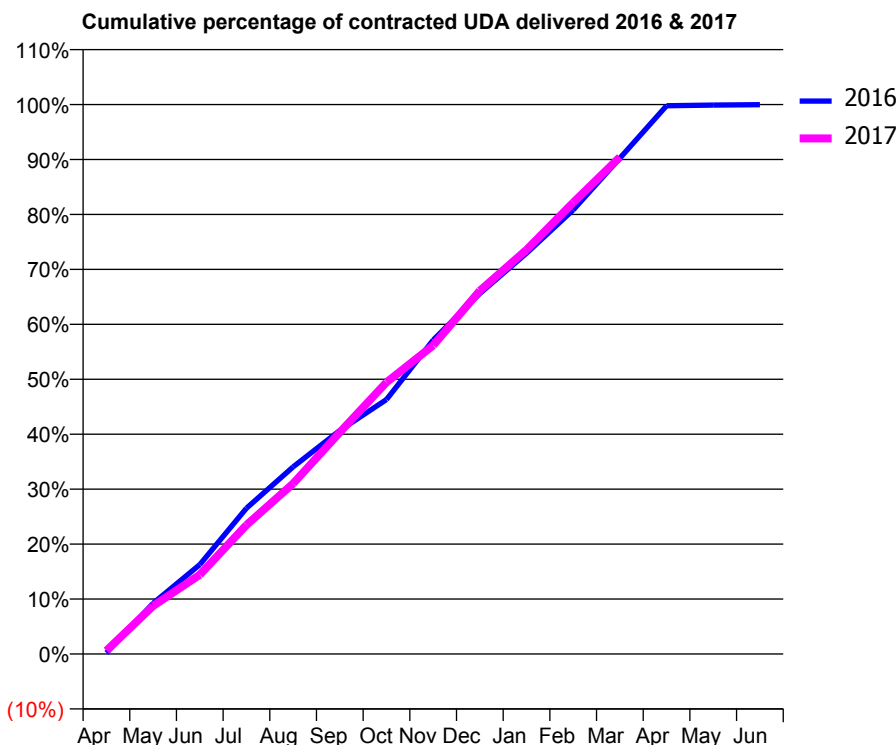
16/17 Contracted general activity (UDA)	19,900
Carry forward general activity (UDA)	6
16/17 Contracted orthodontic activity (UOA)	0
Carry forward orthodontic activity (UOA)	0
Baseline contract value	£587,728.16

ACCESS*

Patients seen in 24 months	Total	Change since previous quarter
Quarter ending March 2016	7,018	
Quarter ending June 2016	7,010	→
Quarter ending September 2016	6,950	→
Quarter ending December 2016	6,967	→
Quarter ending March 2017	6,907	→
Variance since March 2016	(1.6%)	↓



ACTIVITY



Month	Adjusted Scheduled Activity (UDA)	
	2016	2017
April	40	121
May	1,836	1,740
June	3,240	2,872
July	5,279	4,674
August	6,775	6,175
September	8,096	8,031
October	9,215	9,838
November	11,369	11,179
December	13,055	13,155
January	14,512	14,637
February	16,086	16,351
March	17,959	17,998
April	19,856	
May	19,877	
June	19,894	

QUALITY

	Quantity	Base Number	Contract	AT	Region	England
% of FP17s for the same patient ID Re-attending within 3 months - Children	261	3,081	8.5%	11.4%	13.3%	12.3%
% of FP17s for the same patient ID Re-attending within 3 months - Adults	1,321	8,541	15.5%	15.5%	17.3%	16.7%
% of FP17s for the same patient ID Re-attending between 3 & 9 months - Children	2,107	3,081	68.4%	59.5%	58.9%	57.6%
% of FP17s for the same patient ID Re-attending between 3 & 9 months - Adults	5,408	8,541	63.3%	54.0%	52.2%	50.1%
% of FP17s for Band 1 Urgent Courses	415	10,564	3.9%	8.8%	9.2%	9.1%
% of FP17s Relating to Free Repair or Replacements	141	10,564	1.3%	0.9%	1.0%	0.8%
% of FP17s Relating to Continuations	100	10,564	0.9%	1.3%	1.4%	1.2%
% of Patients satisfied with the dentistry they have received	11	11	100.0%	92.4%	93.1%	92.8%
% of Patients satisfied with the time they had to wait for an appointment	11	11	100.0%	87.6%	89.5%	88.7%

* This is based on patients treated on this contract for their most recent course of treatment. Figures in italics indicate the base number of FP17s or Patient Questionnaire responses are less than 100. N/A is shown where the base number of responses is less than 10 during the period. % is calculated as Quantity/Base number*100

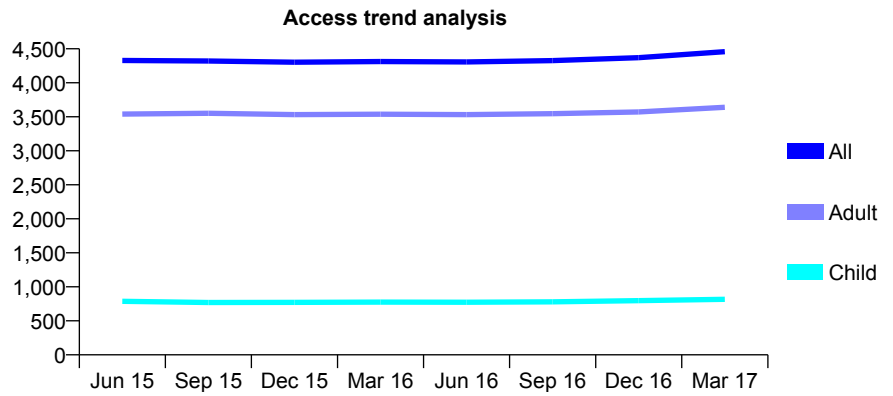
Q52 - Vital Signs At a Glance Contract Report for 224839/0001 - March 2017

Name or company name	Wostenholme, Alker & Slater
Contract type name	GDS Contract
Purpose of contract	General
Contract start date	01/04/2006
Contract end date	

16/17 Contracted general activity (UDA)	14,253
Carry forward general activity (UDA)	-46
16/17 Contracted orthodontic activity (UOA)	0
Carry forward orthodontic activity (UOA)	0
Baseline contract value	£418,407.54

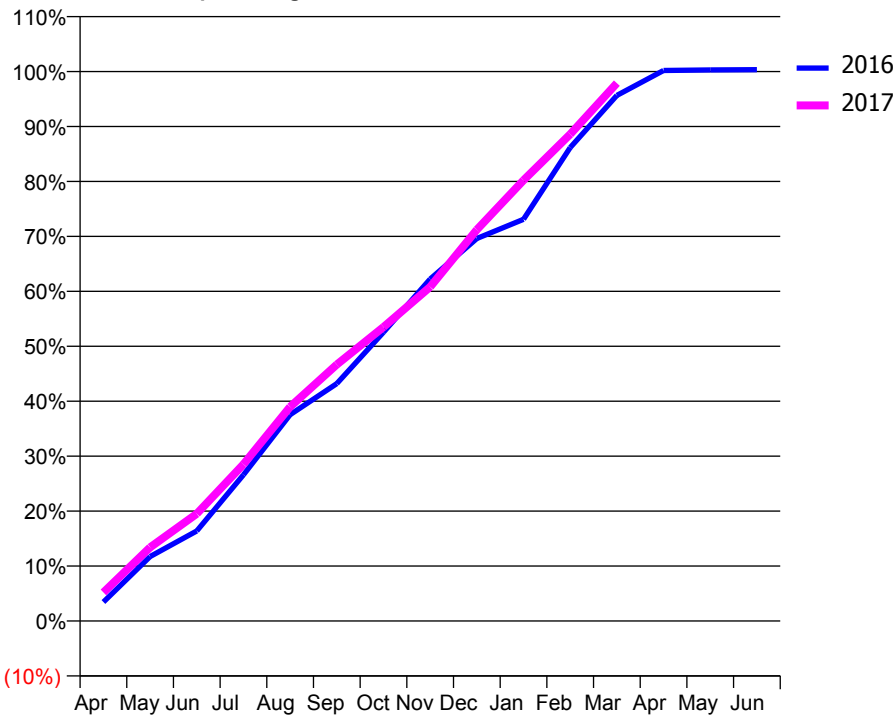
ACCESS*

Patients seen in 24 months	Total	Change since previous quarter
Quarter ending March 2016	4,313	
Quarter ending June 2016	4,307	→
Quarter ending September 2016	4,327	→
Quarter ending December 2016	4,369	→
Quarter ending March 2017	4,457	↑
Variance since March 2016	3.3%	↑



ACTIVITY

Cumulative percentage of contracted UDA delivered 2016 & 2017



Month	Adjusted Scheduled Activity (UDA)	
	2016	2017
April	491	743
May	1,673	1,912
June	2,335	2,781
July	3,792	4,067
August	5,352	5,557
September	6,158	6,653
October	7,488	7,623
November	8,871	8,666
December	9,922	10,149
January	10,421	11,432
February	12,282	12,626
March	13,634	13,950
April	14,278	
May	14,293	
June	14,299	

QUALITY

	Quantity	Base Number	Contract	AT	Region	England
% of FP17s for the same patient ID Re-attending within 3 months - Children	81	1,383	5.9%	11.4%	13.3%	12.3%
% of FP17s for the same patient ID Re-attending within 3 months - Adults	995	6,562	15.2%	15.5%	17.3%	16.7%
% of FP17s for the same patient ID Re-attending between 3 & 9 months - Children	930	1,383	67.2%	59.5%	58.9%	57.6%
% of FP17s for the same patient ID Re-attending between 3 & 9 months - Adults	4,518	6,562	68.9%	54.0%	52.2%	50.1%
% of FP17s for Band 1 Urgent Courses	520	7,671	6.8%	8.8%	9.2%	9.1%
% of FP17s Relating to Free Repair or Replacements	55	7,671	0.7%	0.9%	1.0%	0.8%
% of FP17s Relating to Continuations	124	7,671	1.6%	1.3%	1.4%	1.2%
% of Patients satisfied with the dentistry they have received	12	12	100.0%	92.4%	93.1%	92.8%
% of Patients satisfied with the time they had to wait for an appointment	12	12	100.0%	87.6%	89.5%	88.7%

* This is based on patients treated on this contract for their most recent course of treatment. Figures in italics indicate the base number of FP17s or Patient Questionnaire responses are less than 100. N/A is shown where the base number of responses is less than 10 during the period. % is calculated as Quantity/Base number*100

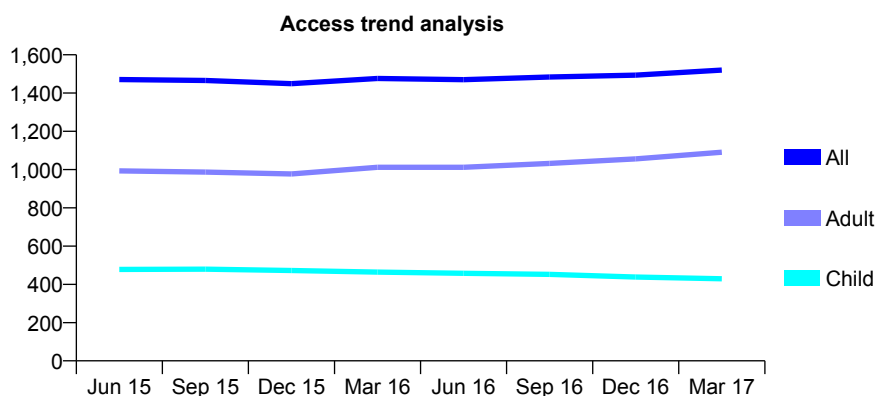
Q52 - Vital Signs At a Glance Contract Report for 228672/0001 - March 2017

Name or company name	MRS GI AUSTIN
Contract type name	GDS Contract
Purpose of contract	General
Contract start date	01/04/2006
Contract end date	

16/17 Contracted general activity (UDA)	5,297
Carry forward general activity (UDA)	-75
16/17 Contracted orthodontic activity (UOA)	0
Carry forward orthodontic activity (UOA)	0
Baseline contract value	£147,758.29

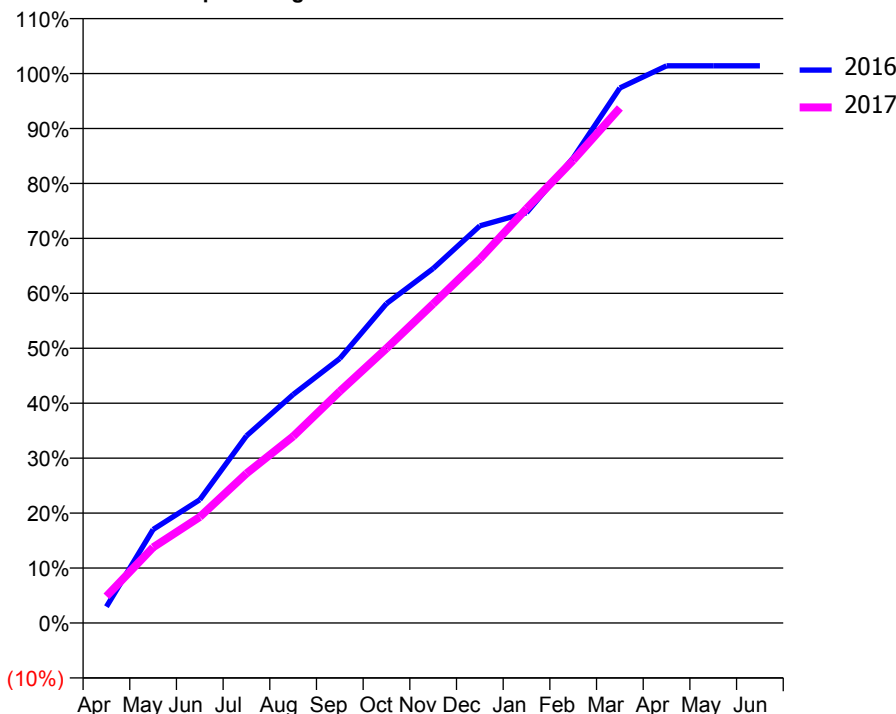
ACCESS*

Patients seen in 24 months	Total	Change since previous quarter
Quarter ending March 2016	1,476	
Quarter ending June 2016	1,470	→
Quarter ending September 2016	1,484	→
Quarter ending December 2016	1,494	→
Quarter ending March 2017	1,520	→
Variance since March 2016	3.0%	↑



ACTIVITY

Cumulative percentage of contracted UDA delivered 2016 & 2017



Month	Adjusted Scheduled Activity (UDA)	
	2016	2017
April	157	258
May	901	729
June	1,188	1,022
July	1,805	1,442
August	2,203	1,799
September	2,550	2,234
October	3,079	2,647
November	3,417	3,077
December	3,829	3,510
January	3,954	3,995
February	4,484	4,461
March	5,158	4,965
April	5,372	
May	5,372	
June	5,372	

QUALITY

	Quantity	Base Number	Contract	AT	Region	England
% of FP17s for the same patient ID Re-attending within 3 months - Children	111	897	12.4%	11.4%	13.3%	12.3%
% of FP17s for the same patient ID Re-attending within 3 months - Adults	343	1,536	22.3%	15.5%	17.3%	16.7%
% of FP17s for the same patient ID Re-attending between 3 & 9 months - Children	694	897	77.4%	59.5%	58.9%	57.6%
% of FP17s for the same patient ID Re-attending between 3 & 9 months - Adults	744	1,536	48.4%	54.0%	52.2%	50.1%
% of FP17s for Band 1 Urgent Courses	39	2,333	1.7%	8.8%	9.2%	9.1%
% of FP17s Relating to Free Repair or Replacements	187	2,333	8.0%	0.9%	1.0%	0.8%
% of FP17s Relating to Continuations	68	2,333	2.9%	1.3%	1.4%	1.2%
% of Patients satisfied with the dentistry they have received	4	5	N/A	92.4%	93.1%	92.8%
% of Patients satisfied with the time they had to wait for an appointment	4	5	N/A	87.6%	89.5%	88.7%

* This is based on patients treated on this contract for their most recent course of treatment. Figures in italics indicate the base number of FP17s or Patient Questionnaire responses are less than 100. N/A is shown where the base number of responses is less than 10 during the period. % is calculated as Quantity/Base number*100

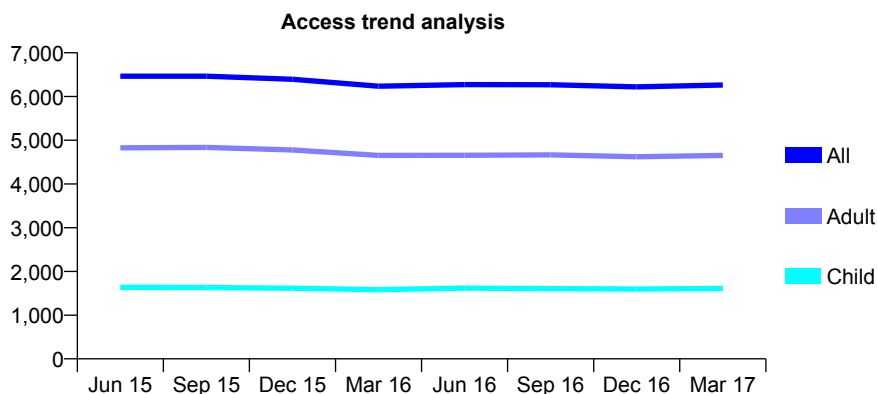
Q52 - Vital Signs At a Glance Contract Report for 230200/0001 - March 2017

Name or company name	MR SJ GARDNER
Contract type name	GDS Contract
Purpose of contract	General
Contract start date	01/04/2006
Contract end date	

16/17 Contracted general activity (UDA)	17,700
Carry forward general activity (UDA)	-139
16/17 Contracted orthodontic activity (UOA)	0
Carry forward orthodontic activity (UOA)	0
Baseline contract value	£532,185.94

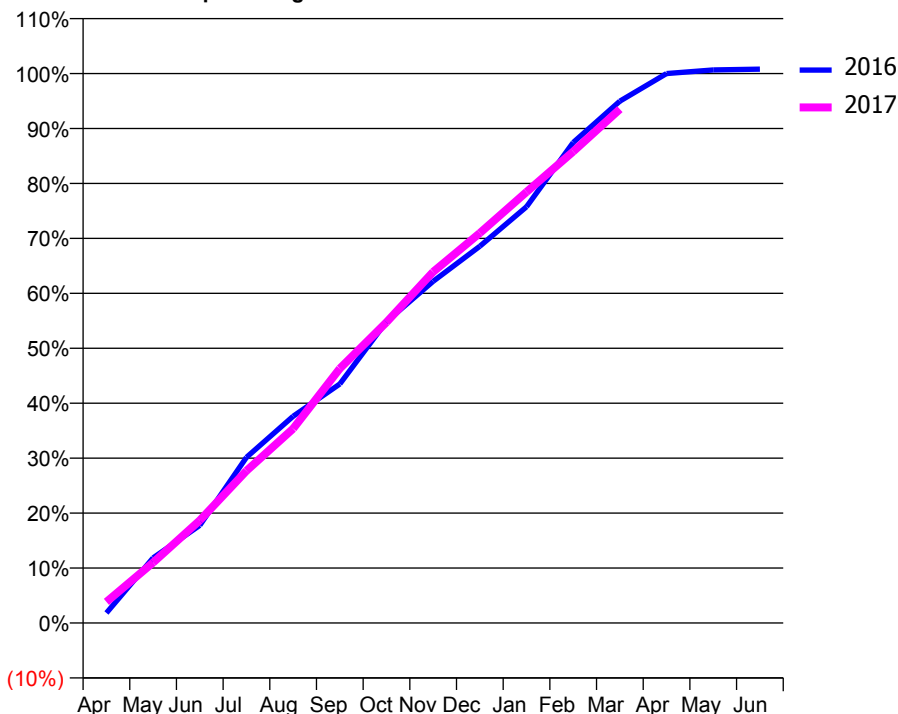
ACCESS*

Patients seen in 24 months	Total	Change since previous quarter
Quarter ending March 2016	6,235	
Quarter ending June 2016	6,274	→
Quarter ending September 2016	6,271	→
Quarter ending December 2016	6,220	→
Quarter ending March 2017	6,262	→
Variance since March 2016	0.4%	→



ACTIVITY

Cumulative percentage of contracted UDA delivered 2016 & 2017



Month	Adjusted Scheduled Activity (UDA)	
	2016	2017
April	325	679
May	2,097	1,948
June	3,146	3,306
July	5,337	4,904
August	6,658	6,259
September	7,698	8,197
October	9,709	9,687
November	11,009	11,311
December	12,137	12,560
January	13,406	13,885
February	15,480	15,185
March	16,808	16,550
April	17,700	
May	17,816	
June	17,839	

QUALITY

	Quantity	Base Number	Contract	AT	Region	England
% of FP17s for the same patient ID Re-attending within 3 months - Children	206	2,118	9.7%	11.4%	13.3%	12.3%
% of FP17s for the same patient ID Re-attending within 3 months - Adults	1,563	7,247	21.6%	15.5%	17.3%	16.7%
% of FP17s for the same patient ID Re-attending between 3 & 9 months - Children	985	2,118	46.5%	59.5%	58.9%	57.6%
% of FP17s for the same patient ID Re-attending between 3 & 9 months - Adults	3,550	7,247	49.0%	54.0%	52.2%	50.1%
% of FP17s for Band 1 Urgent Courses	1,278	8,816	14.5%	8.8%	9.2%	9.1%
% of FP17s Relating to Free Repair or Replacements	144	8,816	1.6%	0.9%	1.0%	0.8%
% of FP17s Relating to Continuations	93	8,816	1.1%	1.3%	1.4%	1.2%
% of Patients satisfied with the dentistry they have received	85	85	100.0%	92.4%	93.1%	92.8%
% of Patients satisfied with the time they had to wait for an appointment	83	85	97.6%	87.6%	89.5%	88.7%

* This is based on patients treated on this contract for their most recent course of treatment. Figures in italics indicate the base number of FP17s or Patient Questionnaire responses are less than 100. N/A is shown where the base number of responses is less than 10 during the period. % is calculated as Quantity/Base number*100

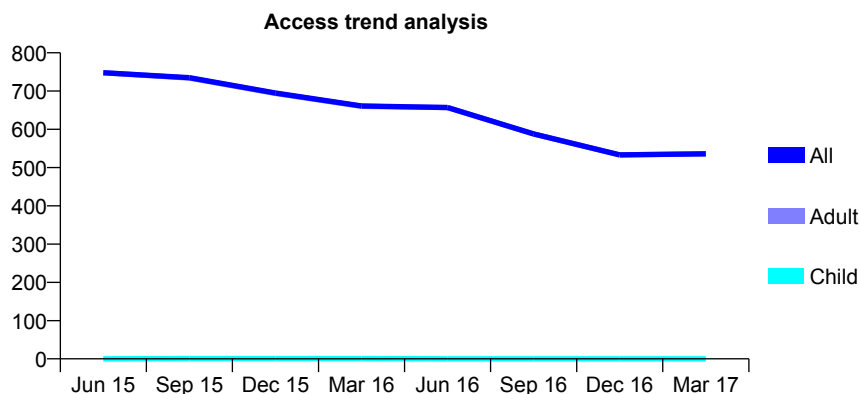
Q52 - Vital Signs At a Glance Contract Report for 230200/0002 - March 2017

Name or company name	MR SJ GARDNER
Contract type name	GDS Contract
Purpose of contract	General
Contract start date	01/04/2006
Contract end date	

16/17 Contracted general activity (UDA)	1,738
Carry forward general activity (UDA)	0
16/17 Contracted orthodontic activity (UOA)	0
Carry forward orthodontic activity (UOA)	0
Baseline contract value	£106,037.10

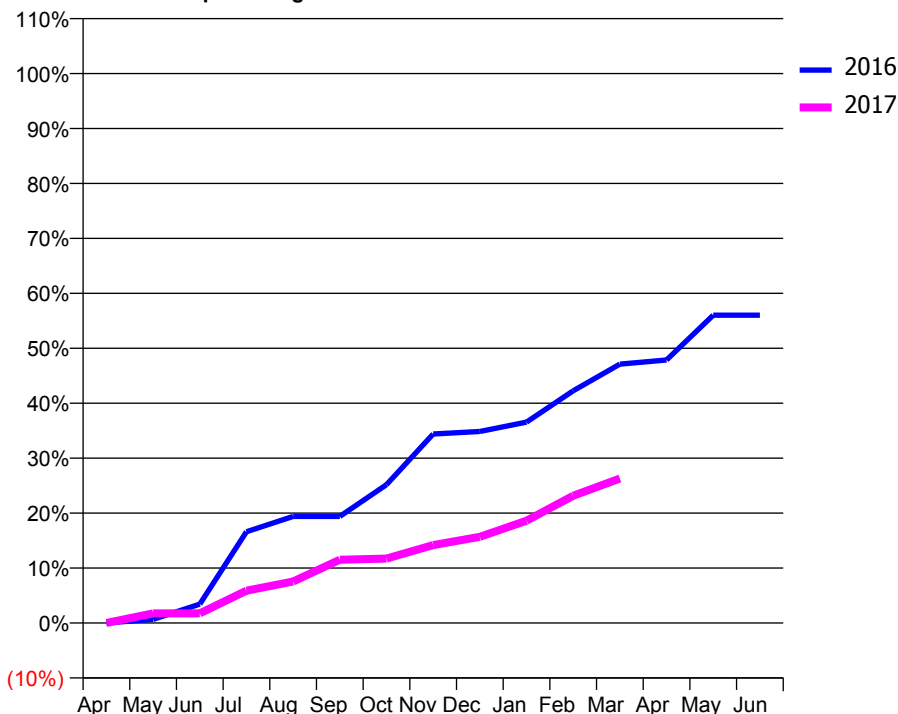
ACCESS*

Patients seen in 24 months	Total	Change since previous quarter
Quarter ending March 2016	661	
Quarter ending June 2016	657	→
Quarter ending September 2016	588	↓
Quarter ending December 2016	533	↓
Quarter ending March 2017	536	→
Variance since March 2016	(18.9%)	↓



ACTIVITY

Cumulative percentage of contracted UDA delivered 2016 & 2017



Month	Adjusted Scheduled Activity (UDA)	
	2016	2017
April	0	0
May	11	30
June	60	30
July	289	102
August	337	131
September	337	200
October	438	204
November	598	247
December	606	273
January	635	324
February	734	402
March	819	457
April	832	
May	974	
June	974	

QUALITY

	Quantity	Base Number	Contract	AT	Region	England
% of FP17s for the same patient ID Re-attending within 3 months - Children	0	0	N/A	11.4%	13.3%	12.3%
% of FP17s for the same patient ID Re-attending within 3 months - Adults	16	344	4.7%	15.5%	17.3%	16.7%
% of FP17s for the same patient ID Re-attending between 3 & 9 months - Children	0	0	N/A	59.5%	58.9%	57.6%
% of FP17s for the same patient ID Re-attending between 3 & 9 months - Adults	14	344	4.1%	54.0%	52.2%	50.1%
% of FP17s for Band 1 Urgent Courses	198	257	77.0%	8.8%	9.2%	9.1%
% of FP17s Relating to Free Repair or Replacements	0	257	0.0%	0.9%	1.0%	0.8%
% of FP17s Relating to Continuations	0	257	0.0%	1.3%	1.4%	1.2%
% of Patients satisfied with the dentistry they have received	0	0	N/A	92.4%	93.1%	92.8%
% of Patients satisfied with the time they had to wait for an appointment	0	0	N/A	87.6%	89.5%	88.7%

* This is based on patients treated on this contract for their most recent course of treatment. Figures in italics indicate the base number of FP17s or Patient Questionnaire responses are less than 100. N/A is shown where the base number of responses is less than 10 during the period. % is calculated as Quantity/Base number*100

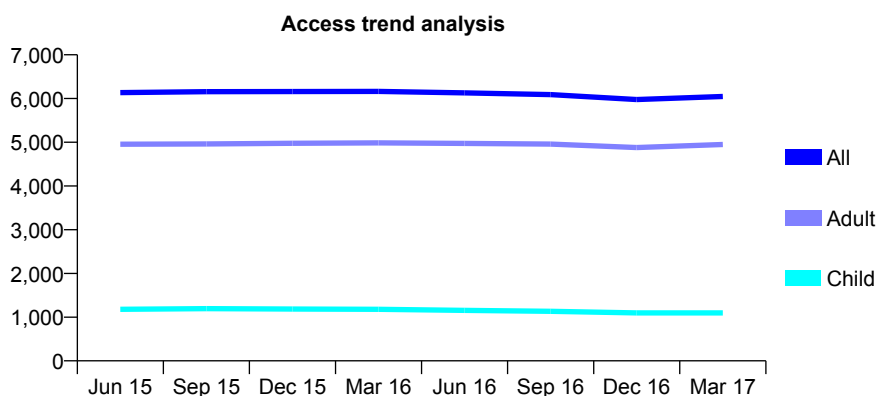
Q52 - Vital Signs At a Glance Contract Report for 231010/0001 - March 2017

Name or company name	MR WS MALACH
Contract type name	Pilot Contract
Purpose of contract	General
Contract start date	01/04/2006
Contract end date	31/03/2021

16/17 Contracted general activity (UDA)	21,490
Carry forward general activity (UDA)	0
16/17 Contracted orthodontic activity (UOA)	0
Carry forward orthodontic activity (UOA)	0
Baseline contract value	£624,375.08

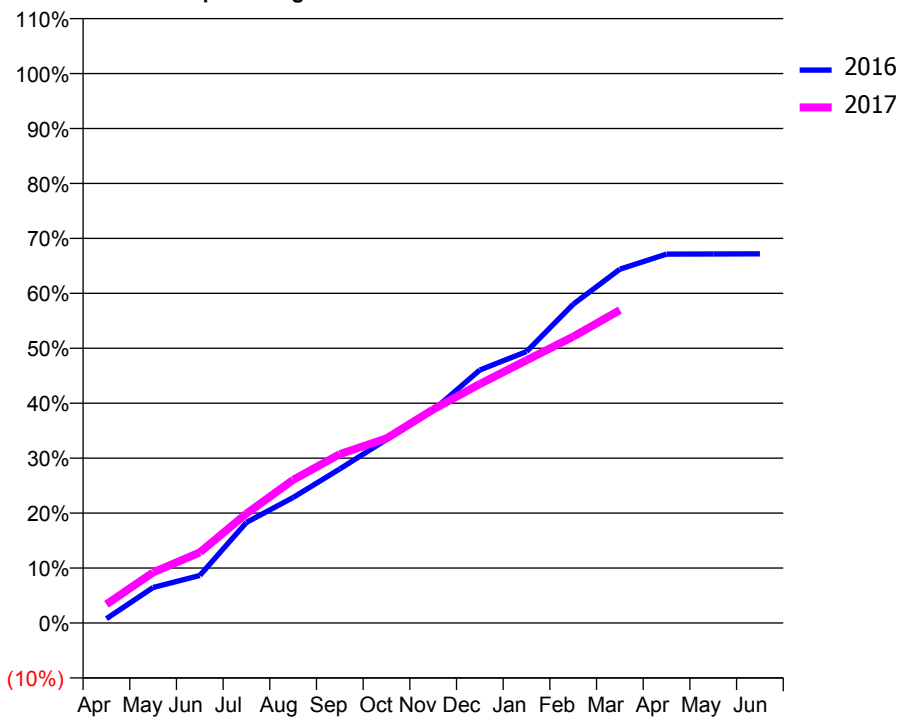
ACCESS*

Patients seen in 24 months	Total	Change since previous quarter
Quarter ending March 2016	6,164	
Quarter ending June 2016	6,129	→
Quarter ending September 2016	6,091	→
Quarter ending December 2016	5,977	↓
Quarter ending March 2017	6,046	→
Variance since March 2016	(1.9%)	↓



ACTIVITY

Cumulative percentage of contracted UDA delivered 2016 & 2017



Month	Adjusted Scheduled Activity (UDA)	
	2016	2017
April	167	735
May	1,390	1,981
June	1,857	2,760
July	3,934	4,276
August	4,912	5,599
September	6,024	6,604
October	7,176	7,222
November	8,323	8,352
December	9,897	9,349
January	10,614	10,276
February	12,468	11,199
March	13,840	12,239
April	14,425	
May	14,431	
June	14,436	

QUALITY

	Quantity	Base Number	Contract	AT	Region	England
% of FP17s for the same patient ID Re-attending within 3 months - Children	95	1,333	7.1%	11.4%	13.3%	12.3%
% of FP17s for the same patient ID Re-attending within 3 months - Adults	634	5,554	11.4%	15.5%	17.3%	16.7%
% of FP17s for the same patient ID Re-attending between 3 & 9 months - Children	852	1,333	63.9%	59.5%	58.9%	57.6%
% of FP17s for the same patient ID Re-attending between 3 & 9 months - Adults	2,970	5,554	53.5%	54.0%	52.2%	50.1%
% of FP17s for Band 1 Urgent Courses	100	6,483	1.5%	8.8%	9.2%	9.1%
% of FP17s Relating to Free Repair or Replacements	57	6,483	0.9%	0.9%	1.0%	0.8%
% of FP17s Relating to Continuations	39	6,483	0.6%	1.3%	1.4%	1.2%
% of Patients satisfied with the dentistry they have received	7	8	N/A	92.4%	93.1%	92.8%
% of Patients satisfied with the time they had to wait for an appointment	7	8	N/A	87.6%	89.5%	88.7%

* This is based on patients treated on this contract for their most recent course of treatment. Figures in italics indicate the base number of FP17s or Patient Questionnaire responses are less than 100. N/A is shown where the base number of responses is less than 10 during the period. % is calculated as Quantity/Base number*100

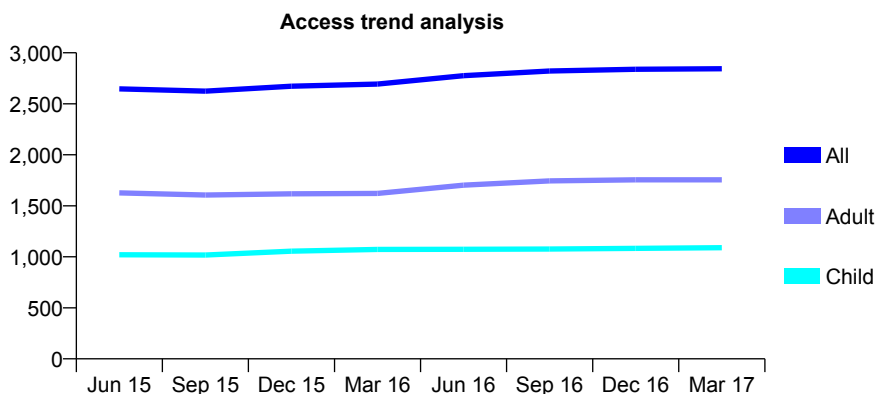
Q52 - Vital Signs At a Glance Contract Report for 233013/0003 - March 2017

Name or company name	MR IS BOYD
Contract type name	GDS Contract
Purpose of contract	General
Contract start date	01/07/2009
Contract end date	

16/17 Contracted general activity (UDA)	9,000
Carry forward general activity (UDA)	-129
16/17 Contracted orthodontic activity (UOA)	0
Carry forward orthodontic activity (UOA)	0
Baseline contract value	£277,356.21

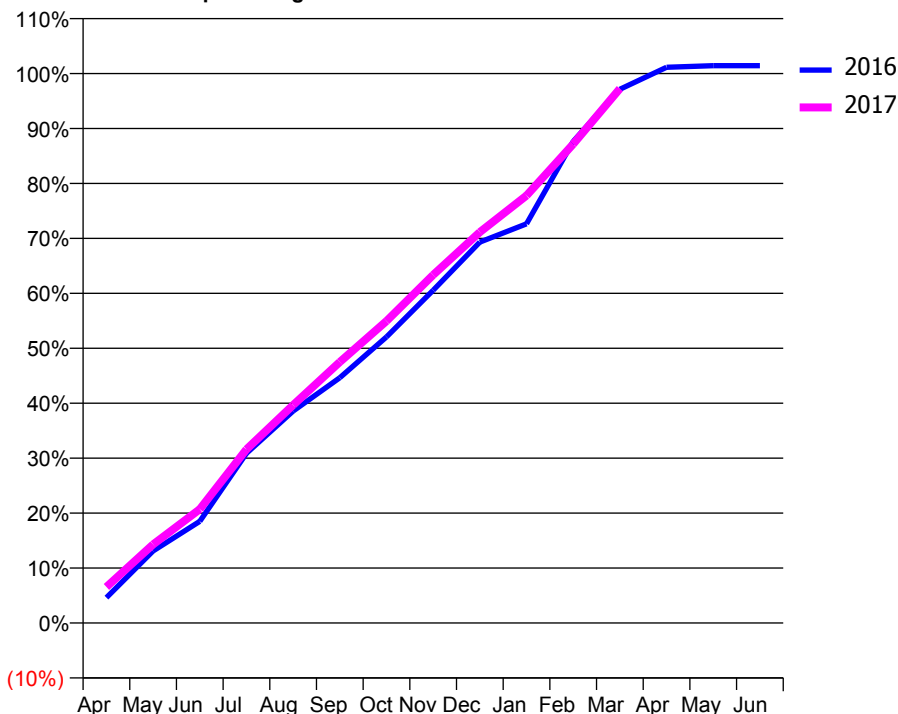
ACCESS*

Patients seen in 24 months	Total	Change since previous quarter
Quarter ending March 2016	2,694	
Quarter ending June 2016	2,776	↑
Quarter ending September 2016	2,822	→
Quarter ending December 2016	2,838	→
Quarter ending March 2017	2,844	→
Variance since March 2016	5.6%	↑



ACTIVITY

Cumulative percentage of contracted UDA delivered 2016 & 2017



Month	Adjusted Scheduled Activity (UDA)	
	2016	2017
April	416	591
May	1,180	1,287
June	1,665	1,865
July	2,779	2,845
August	3,472	3,569
September	4,018	4,275
October	4,685	4,945
November	5,451	5,702
December	6,238	6,402
January	6,537	7,000
February	7,888	7,843
March	8,741	8,752
April	9,103	
May	9,128	
June	9,129	

QUALITY

	Quantity	Base Number	Contract	AT	Region	England
% of FP17s for the same patient ID Re-attending within 3 months - Children	112	1,729	6.5%	11.4%	13.3%	12.3%
% of FP17s for the same patient ID Re-attending within 3 months - Adults	500	3,334	15.0%	15.5%	17.3%	16.7%
% of FP17s for the same patient ID Re-attending between 3 & 9 months - Children	1,163	1,729	67.3%	59.5%	58.9%	57.6%
% of FP17s for the same patient ID Re-attending between 3 & 9 months - Adults	2,355	3,334	70.6%	54.0%	52.2%	50.1%
% of FP17s for Band 1 Urgent Courses	204	4,876	4.2%	8.8%	9.2%	9.1%
% of FP17s Relating to Free Repair or Replacements	21	4,876	0.4%	0.9%	1.0%	0.8%
% of FP17s Relating to Continuations	16	4,876	0.3%	1.3%	1.4%	1.2%
% of Patients satisfied with the dentistry they have received	5	5	N/A	92.4%	93.1%	92.8%
% of Patients satisfied with the time they had to wait for an appointment	5	5	N/A	87.6%	89.5%	88.7%

* This is based on patients treated on this contract for their most recent course of treatment. Figures in italics indicate the base number of FP17s or Patient Questionnaire responses are less than 100. N/A is shown where the base number of responses is less than 10 during the period. % is calculated as Quantity/Base number*100

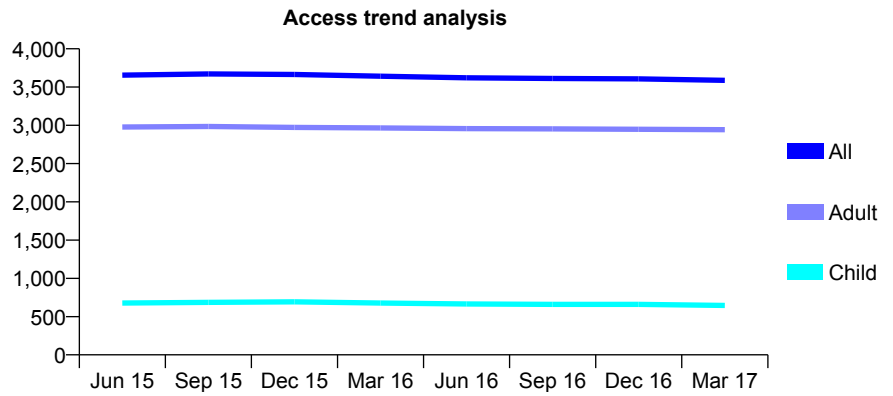
Q52 - Vital Signs At a Glance Contract Report for 235989/0001 - March 2017

Name or company name	MR MJ CLARKE
Contract type name	GDS Contract
Purpose of contract	General
Contract start date	01/04/2006
Contract end date	

16/17 Contracted general activity (UDA)	10,826
Carry forward general activity (UDA)	-12
16/17 Contracted orthodontic activity (UOA)	0
Carry forward orthodontic activity (UOA)	0
Baseline contract value	£288,703.43

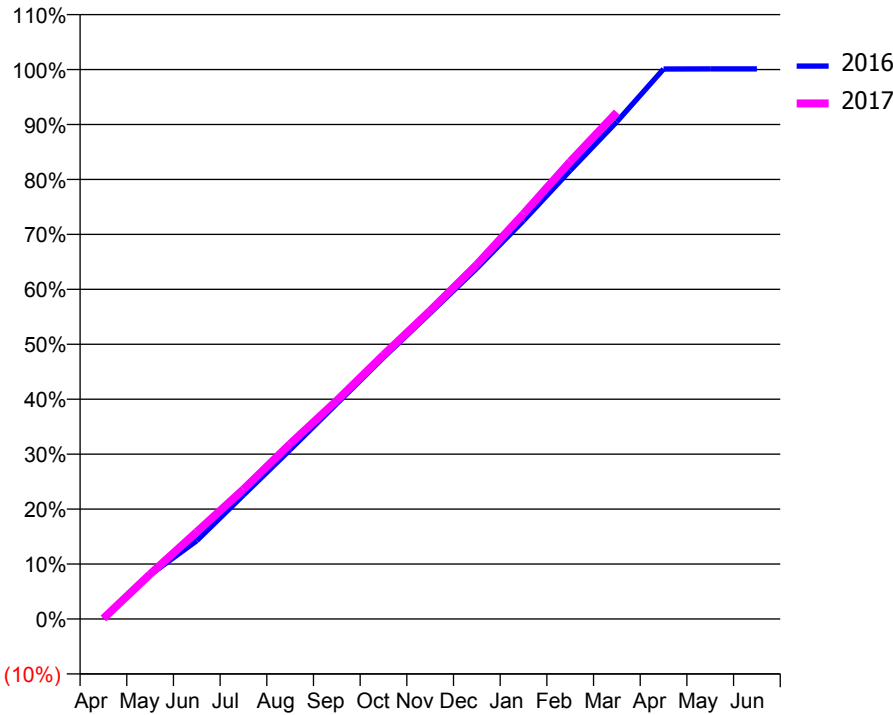
ACCESS*

Patients seen in 24 months	Total	Change since previous quarter
Quarter ending March 2016	3,642	
Quarter ending June 2016	3,621	→
Quarter ending September 2016	3,613	→
Quarter ending December 2016	3,607	→
Quarter ending March 2017	3,588	→
Variance since March 2016	(1.5%)	↓



ACTIVITY

Cumulative percentage of contracted UDA delivered 2016 & 2017



Month	Adjusted Scheduled Activity (UDA)	
	2016	2017
April	14	12
May	870	884
June	1,543	1,717
July	2,441	2,556
August	3,336	3,452
September	4,243	4,306
October	5,152	5,203
November	6,029	6,075
December	6,911	6,984
January	7,849	7,983
February	8,837	9,013
March	9,799	9,984
April	10,836	
May	10,838	
June	10,838	

QUALITY

	Quantity	Base Number	Contract	AT	Region	England
% of FP17s for the same patient ID Re-attending within 3 months - Children	79	1,015	7.8%	11.4%	13.3%	12.3%
% of FP17s for the same patient ID Re-attending within 3 months - Adults	853	4,643	18.4%	15.5%	17.3%	16.7%
% of FP17s for the same patient ID Re-attending between 3 & 9 months - Children	601	1,015	59.2%	59.5%	58.9%	57.6%
% of FP17s for the same patient ID Re-attending between 3 & 9 months - Adults	2,407	4,643	51.8%	54.0%	52.2%	50.1%
% of FP17s for Band 1 Urgent Courses	298	5,203	5.7%	8.8%	9.2%	9.1%
% of FP17s Relating to Free Repair or Replacements	35	5,203	0.7%	0.9%	1.0%	0.8%
% of FP17s Relating to Continuations	195	5,203	3.7%	1.3%	1.4%	1.2%
% of Patients satisfied with the dentistry they have received	6	6	N/A	92.4%	93.1%	92.8%
% of Patients satisfied with the time they had to wait for an appointment	6	6	N/A	87.6%	89.5%	88.7%

* This is based on patients treated on this contract for their most recent course of treatment. Figures in italics indicate the base number of FP17s or Patient Questionnaire responses are less than 100. N/A is shown where the base number of responses is less than 10 during the period. % is calculated as Quantity/Base number*100

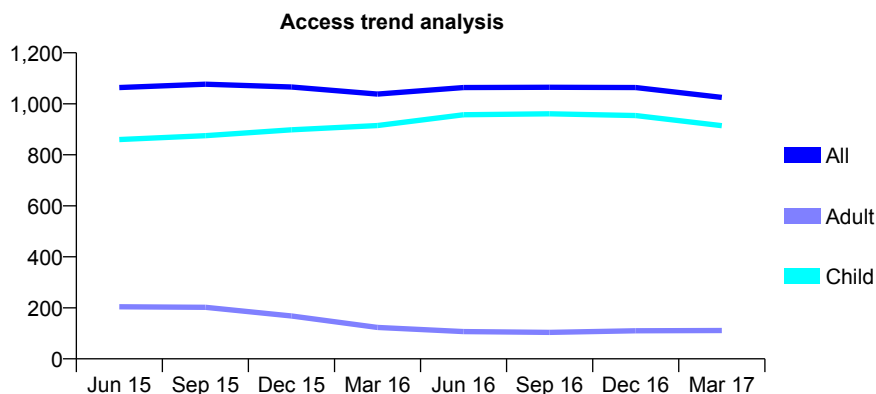
Q52 - Vital Signs At a Glance Contract Report for 237787/0001 - March 2017

Name or company name	MRS PK GREWAL
Contract type name	GDS Contract
Purpose of contract	General
Contract start date	01/04/2006
Contract end date	

16/17 Contracted general activity (UDA)	1,790
Carry forward general activity (UDA)	-36
16/17 Contracted orthodontic activity (UOA)	0
Carry forward orthodontic activity (UOA)	0
Baseline contract value	£39,314.95

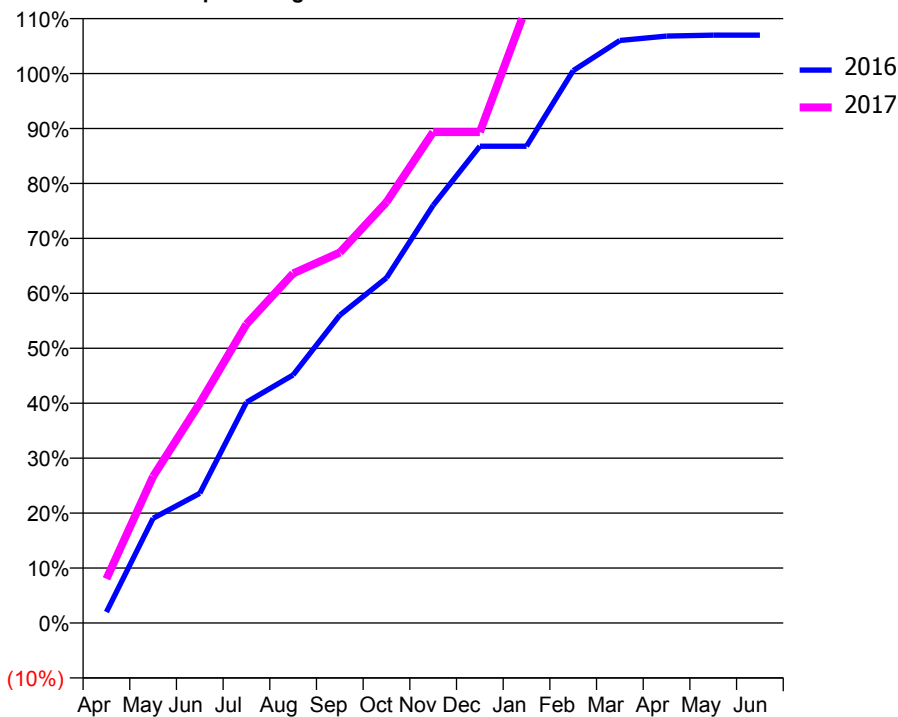
ACCESS*

Patients seen in 24 months	Total	Change since previous quarter
Quarter ending March 2016	1,038	
Quarter ending June 2016	1,064	↑
Quarter ending September 2016	1,065	→
Quarter ending December 2016	1,064	→
Quarter ending March 2017	1,025	↓
Variance since March 2016	(1.3%)	↓



ACTIVITY

Cumulative percentage of contracted UDA delivered 2016 & 2017



Month	Adjusted Scheduled Activity (UDA)	
	2016	2017
April	36	144
May	341	477
June	422	716
July	719	974
August	808	1,139
September	1,003	1,207
October	1,125	1,371
November	1,361	1,599
December	1,553	1,599
January	1,553	2,007
February	1,799	2,084
March	1,897	2,144
April	1,912	
May	1,915	
June	1,915	

QUALITY

	Quantity	Base Number	Contract	AT	Region	England
% of FP17s for the same patient ID Re-attending within 3 months - Children	131	1,686	7.8%	11.4%	13.3%	12.3%
% of FP17s for the same patient ID Re-attending within 3 months - Adults	11	55	20.0%	15.5%	17.3%	16.7%
% of FP17s for the same patient ID Re-attending between 3 & 9 months - Children	1,168	1,686	69.3%	59.5%	58.9%	57.6%
% of FP17s for the same patient ID Re-attending between 3 & 9 months - Adults	34	55	61.8%	54.0%	52.2%	50.1%
% of FP17s for Band 1 Urgent Courses	81	1,723	4.7%	8.8%	9.2%	9.1%
% of FP17s Relating to Free Repair or Replacements	0	1,723	0.0%	0.9%	1.0%	0.8%
% of FP17s Relating to Continuations	0	1,723	0.0%	1.3%	1.4%	1.2%
% of Patients satisfied with the dentistry they have received	1	1	N/A	92.4%	93.1%	92.8%
% of Patients satisfied with the time they had to wait for an appointment	1	1	N/A	87.6%	89.5%	88.7%

* This is based on patients treated on this contract for their most recent course of treatment. Figures in italics indicate the base number of FP17s or Patient Questionnaire responses are less than 100. N/A is shown where the base number of responses is less than 10 during the period. % is calculated as Quantity/Base number*100

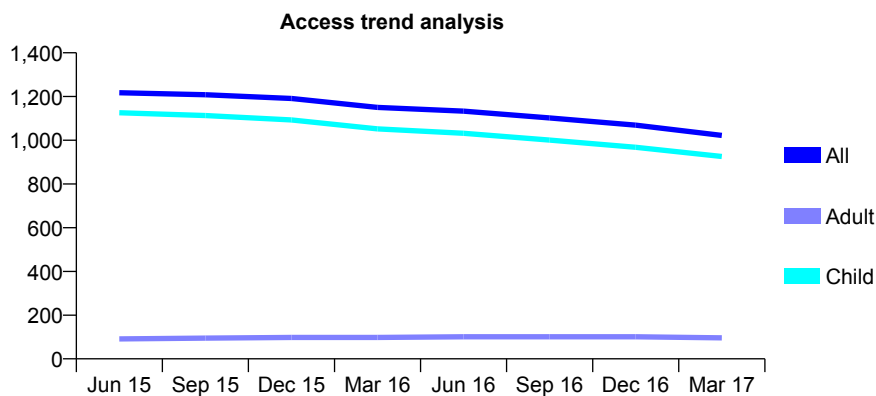
Q52 - Vital Signs At a Glance Contract Report for 239224/0001 - March 2017

Name or company name	MRS SJ JARDINE
Contract type name	GDS Contract
Purpose of contract	General
Contract start date	01/04/2006
Contract end date	

16/17 Contracted general activity (UDA)	2,200
Carry forward general activity (UDA)	-44
16/17 Contracted orthodontic activity (UOA)	0
Carry forward orthodontic activity (UOA)	0
Baseline contract value	£46,934.26

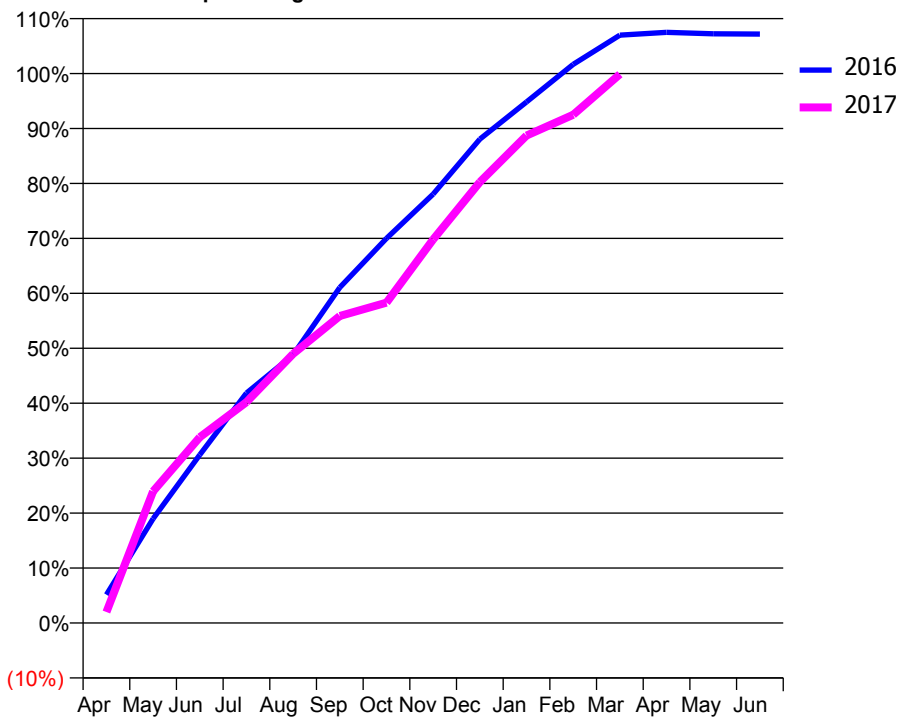
ACCESS*

Patients seen in 24 months	Total	Change since previous quarter
Quarter ending March 2016	1,150	
Quarter ending June 2016	1,133	↓
Quarter ending September 2016	1,102	↓
Quarter ending December 2016	1,069	↓
Quarter ending March 2017	1,022	↓
Variance since March 2016	(11.1%)	↓



ACTIVITY

Cumulative percentage of contracted UDA delivered 2016 & 2017



Month	Adjusted Scheduled Activity (UDA)	
	2016	2017
April	113	44
May	418	527
June	673	744
July	921	884
August	1,074	1,077
September	1,343	1,229
October	1,540	1,283
November	1,717	1,536
December	1,937	1,765
January	2,086	1,952
February	2,237	2,035
March	2,354	2,197
April	2,365	
May	2,359	
June	2,358	

QUALITY

	Quantity	Base Number	Contract	AT	Region	England
% of FP17s for the same patient ID Re-attending within 3 months - Children	149	1,734	8.6%	11.4%	13.3%	12.3%
% of FP17s for the same patient ID Re-attending within 3 months - Adults	0	0	N/A	15.5%	17.3%	16.7%
% of FP17s for the same patient ID Re-attending between 3 & 9 months - Children	1,254	1,734	72.3%	59.5%	58.9%	57.6%
% of FP17s for the same patient ID Re-attending between 3 & 9 months - Adults	0	0	N/A	54.0%	52.2%	50.1%
% of FP17s for Band 1 Urgent Courses	50	1,728	2.9%	8.8%	9.2%	9.1%
% of FP17s Relating to Free Repair or Replacements	0	1,728	0.0%	0.9%	1.0%	0.8%
% of FP17s Relating to Continuations	0	1,728	0.0%	1.3%	1.4%	1.2%
% of Patients satisfied with the dentistry they have received	1	1	N/A	92.4%	93.1%	92.8%
% of Patients satisfied with the time they had to wait for an appointment	1	1	N/A	87.6%	89.5%	88.7%

* This is based on patients treated on this contract for their most recent course of treatment. Figures in italics indicate the base number of FP17s or Patient Questionnaire responses are less than 100. N/A is shown where the base number of responses is less than 10 during the period. % is calculated as Quantity/Base number*100

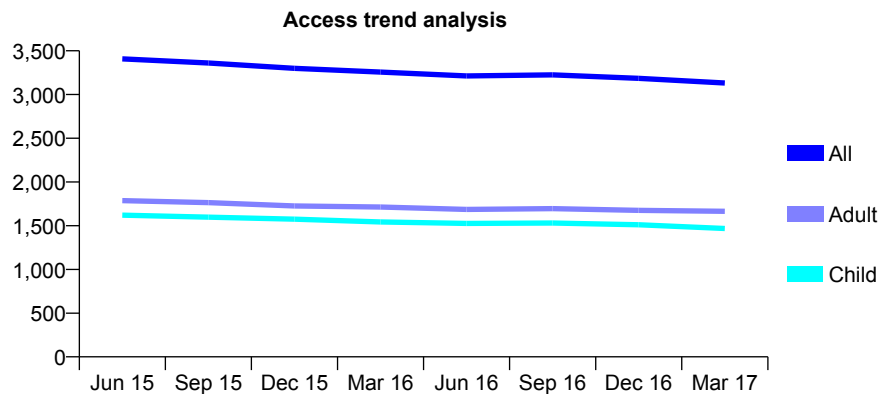
Q52 - Vital Signs At a Glance Contract Report for 250619/0001 - March 2017

Name or company name	MR SH BASHIR
Contract type name	PDS Contract
Purpose of contract	General
Contract start date	01/04/2006
Contract end date	31/03/2021

16/17 Contracted general activity (UDA)	8,413
Carry forward general activity (UDA)	-168
16/17 Contracted orthodontic activity (UOA)	0
Carry forward orthodontic activity (UOA)	0
Baseline contract value	£223,176.91

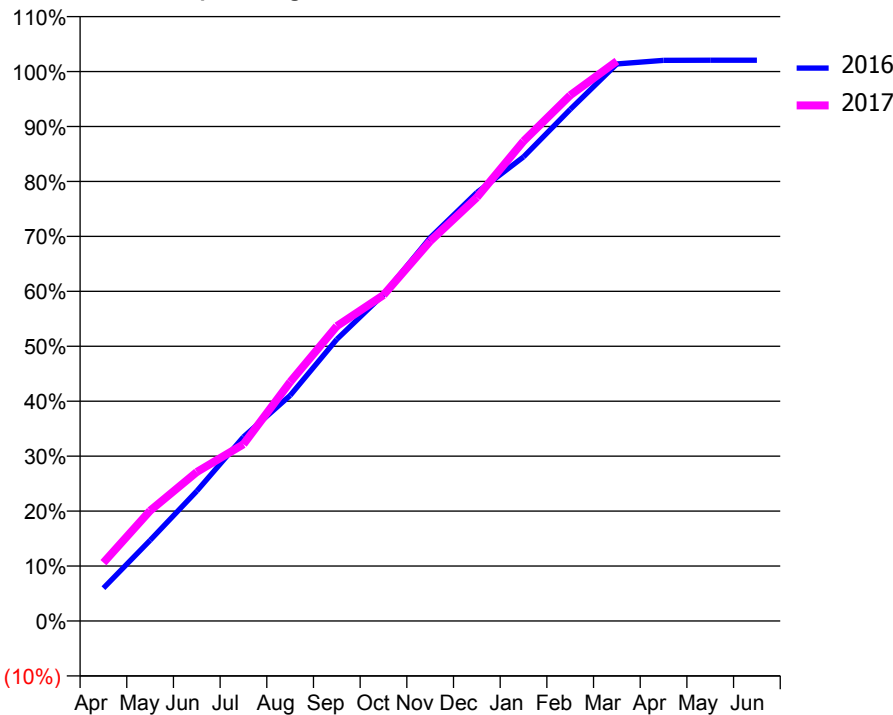
ACCESS*

Patients seen in 24 months	Total	Change since previous quarter
Quarter ending March 2016	3,256	
Quarter ending June 2016	3,212	↓
Quarter ending September 2016	3,225	→
Quarter ending December 2016	3,185	↓
Quarter ending March 2017	3,132	↓
Variance since March 2016	(3.8%)	↓



ACTIVITY

Cumulative percentage of contracted UDA delivered 2016 & 2017



Month	Adjusted Scheduled Activity (UDA)	
	2016	2017
April	504	893
May	1,236	1,690
June	1,990	2,281
July	2,818	2,706
August	3,454	3,659
September	4,313	4,515
October	4,999	4,991
November	5,869	5,815
December	6,560	6,486
January	7,106	7,347
February	7,832	8,049
March	8,529	8,572
April	8,584	
May	8,586	
June	8,586	

QUALITY

	Quantity	Base Number	Contract	AT	Region	England
% of FP17s for the same patient ID Re-attending within 3 months - Children	92	2,813	3.3%	11.4%	13.3%	12.3%
% of FP17s for the same patient ID Re-attending within 3 months - Adults	210	2,648	7.9%	15.5%	17.3%	16.7%
% of FP17s for the same patient ID Re-attending between 3 & 9 months - Children	2,265	2,813	80.5%	59.5%	58.9%	57.6%
% of FP17s for the same patient ID Re-attending between 3 & 9 months - Adults	1,882	2,648	71.1%	54.0%	52.2%	50.1%
% of FP17s for Band 1 Urgent Courses	117	5,429	2.2%	8.8%	9.2%	9.1%
% of FP17s Relating to Free Repair or Replacements	16	5,429	0.3%	0.9%	1.0%	0.8%
% of FP17s Relating to Continuations	6	5,429	0.1%	1.3%	1.4%	1.2%
% of Patients satisfied with the dentistry they have received	0	2	N/A	92.4%	93.1%	92.8%
% of Patients satisfied with the time they had to wait for an appointment	1	2	N/A	87.6%	89.5%	88.7%

* This is based on patients treated on this contract for their most recent course of treatment. Figures in italics indicate the base number of FP17s or Patient Questionnaire responses are less than 100. N/A is shown where the base number of responses is less than 10 during the period. % is calculated as Quantity/Base number*100

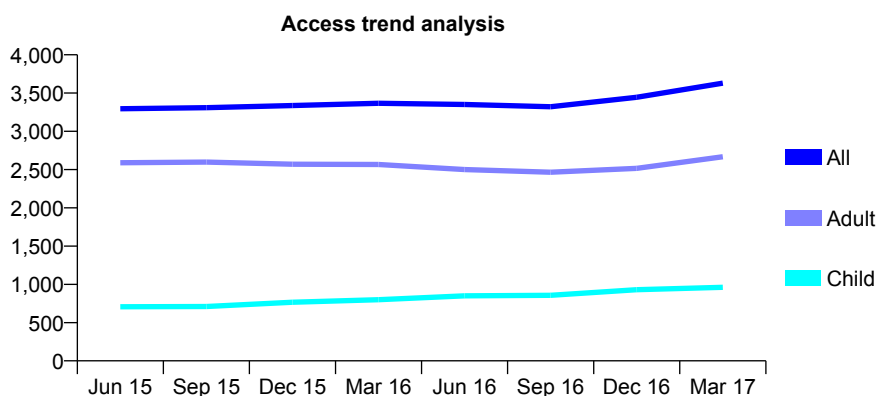
Q52 - Vital Signs At a Glance Contract Report for 263095/0001 - March 2017

Name or company name	MISS F SHAKOOR
Contract type name	GDS Contract
Purpose of contract	General
Contract start date	01/05/2012
Contract end date	

16/17 Contracted general activity (UDA)	11,600
Carry forward general activity (UDA)	65
16/17 Contracted orthodontic activity (UOA)	0
Carry forward orthodontic activity (UOA)	0
Baseline contract value	£364,763.32

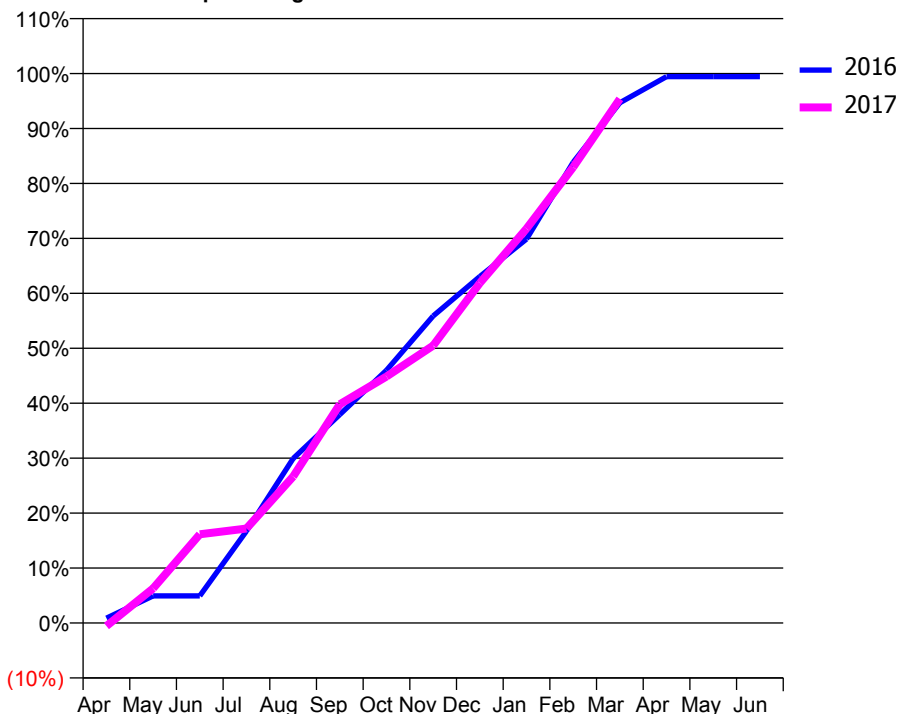
ACCESS*

Patients seen in 24 months	Total	Change since previous quarter
Quarter ending March 2016	3,366	
Quarter ending June 2016	3,350	→
Quarter ending September 2016	3,322	→
Quarter ending December 2016	3,445	↑
Quarter ending March 2017	3,630	↑
Variance since March 2016	7.8%	↑



ACTIVITY

Cumulative percentage of contracted UDA delivered 2016 & 2017



Month	Adjusted Scheduled Activity (UDA)	
	2016	2017
April	102	-65
May	572	730
June	572	1,875
July	1,941	1,995
August	3,472	3,092
September	4,401	4,617
October	5,337	5,205
November	6,480	5,857
December	7,314	7,177
January	8,104	8,326
February	9,727	9,623
March	10,984	11,063
April	11,536	
May	11,535	
June	11,535	

QUALITY

	Quantity	Base Number	Contract	AT	Region	England
% of FP17s for the same patient ID Re-attending within 3 months - Children	74	1,583	4.7%	11.4%	13.3%	12.3%
% of FP17s for the same patient ID Re-attending within 3 months - Adults	518	4,305	12.0%	15.5%	17.3%	16.7%
% of FP17s for the same patient ID Re-attending between 3 & 9 months - Children	1,008	1,583	63.7%	59.5%	58.9%	57.6%
% of FP17s for the same patient ID Re-attending between 3 & 9 months - Adults	2,875	4,305	66.8%	54.0%	52.2%	50.1%
% of FP17s for Band 1 Urgent Courses	167	5,647	3.0%	8.8%	9.2%	9.1%
% of FP17s Relating to Free Repair or Replacements	65	5,647	1.2%	0.9%	1.0%	0.8%
% of FP17s Relating to Continuations	115	5,647	2.0%	1.3%	1.4%	1.2%
% of Patients satisfied with the dentistry they have received	4	4	N/A	92.4%	93.1%	92.8%
% of Patients satisfied with the time they had to wait for an appointment	4	4	N/A	87.6%	89.5%	88.7%

* This is based on patients treated on this contract for their most recent course of treatment. Figures in italics indicate the base number of FP17s or Patient Questionnaire responses are less than 100. N/A is shown where the base number of responses is less than 10 during the period. % is calculated as Quantity/Base number*100

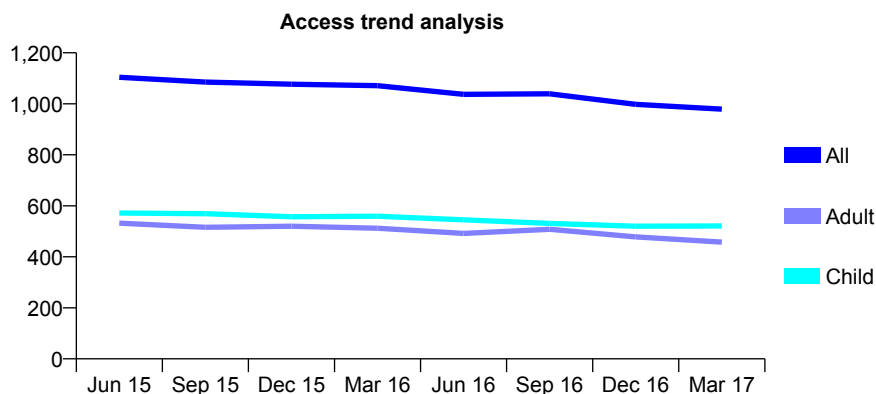
Q52 - Vital Signs At a Glance Contract Report for 269794/0001 - March 2017

Name or company name	MR MP BROWN
Contract type name	GDS Contract
Purpose of contract	General
Contract start date	02/02/2009
Contract end date	

16/17 Contracted general activity (UDA)	1,436
Carry forward general activity (UDA)	-29
16/17 Contracted orthodontic activity (UOA)	0
Carry forward orthodontic activity (UOA)	0
Baseline contract value	£48,431.58

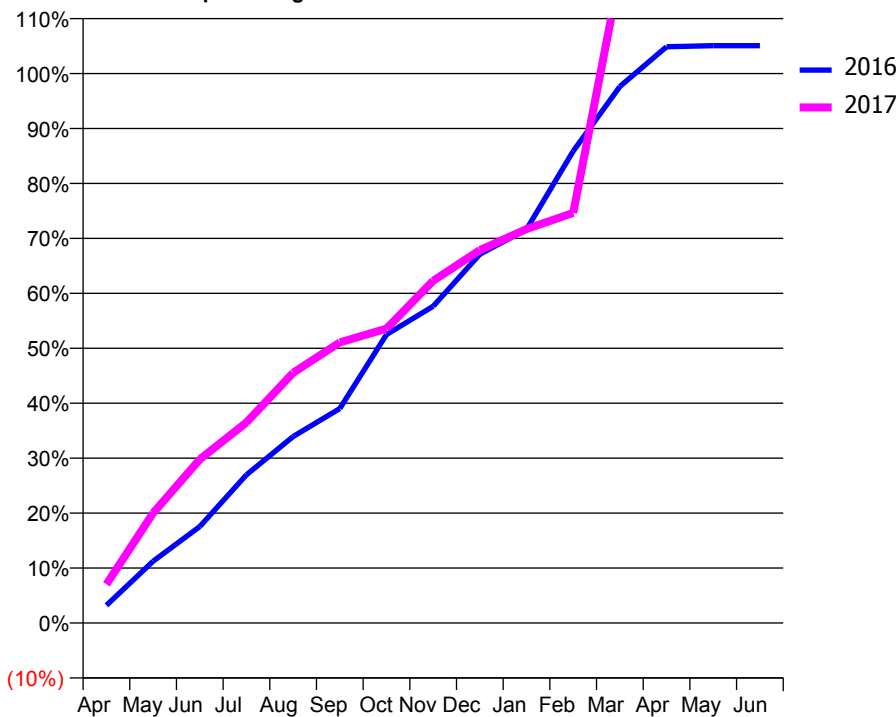
ACCESS*

Patients seen in 24 months	Total	Change since previous quarter
Quarter ending March 2016	1,071	
Quarter ending June 2016	1,037	↓
Quarter ending September 2016	1,039	→
Quarter ending December 2016	998	↓
Quarter ending March 2017	979	↓
Variance since March 2016	(8.6%)	↓



ACTIVITY

Cumulative percentage of contracted UDA delivered 2016 & 2017



Adjusted Scheduled Activity (UDA)

Month	2016	2017
April	46	101
May	162	287
June	252	428
July	387	524
August	487	654
September	560	733
October	754	769
November	828	894
December	964	975
January	1,029	1,030
February	1,233	1,072
March	1,402	1,697
April	1,506	
May	1,509	
June	1,509	

QUALITY

	Quantity	Base Number	Contract	AT	Region	England
% of FP17s for the same patient ID Re-attending within 3 months - Children	96	902	10.6%	11.4%	13.3%	12.3%
% of FP17s for the same patient ID Re-attending within 3 months - Adults	111	625	17.8%	15.5%	17.3%	16.7%
% of FP17s for the same patient ID Re-attending between 3 & 9 months - Children	620	902	68.7%	59.5%	58.9%	57.6%
% of FP17s for the same patient ID Re-attending between 3 & 9 months - Adults	401	625	64.2%	54.0%	52.2%	50.1%
% of FP17s for Band 1 Urgent Courses	47	1,060	4.4%	8.8%	9.2%	9.1%
% of FP17s Relating to Free Repair or Replacements	1	1,060	0.1%	0.9%	1.0%	0.8%
% of FP17s Relating to Continuations	23	1,060	2.2%	1.3%	1.4%	1.2%
% of Patients satisfied with the dentistry they have received	3	3	N/A	92.4%	93.1%	92.8%
% of Patients satisfied with the time they had to wait for an appointment	2	3	N/A	87.6%	89.5%	88.7%

* This is based on patients treated on this contract for their most recent course of treatment. Figures in italics indicate the base number of FP17s or Patient Questionnaire responses are less than 100. N/A is shown where the base number of responses is less than 10 during the period. % is calculated as Quantity/Base number*100

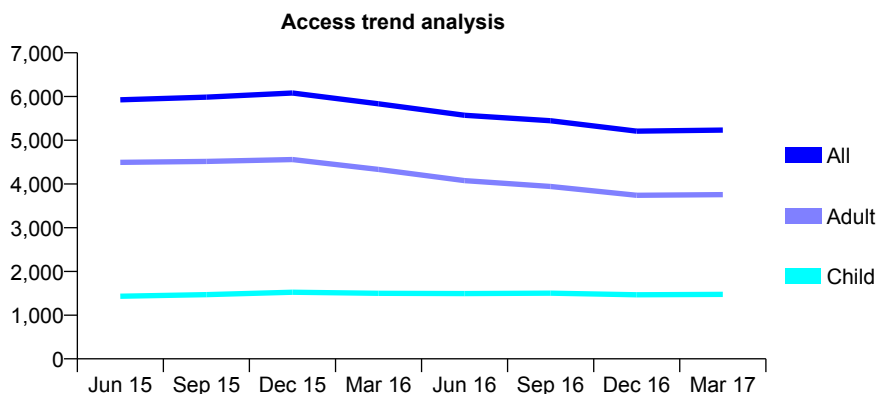
Q52 - Vital Signs At a Glance Contract Report for 269883/0002 - March 2017

Name or company name	MR MA MANZOOR
Contract type name	GDS Contract
Purpose of contract	General
Contract start date	01/12/2012
Contract end date	

16/17 Contracted general activity (UDA)	17,225
Carry forward general activity (UDA)	20
16/17 Contracted orthodontic activity (UOA)	0
Carry forward orthodontic activity (UOA)	0
Baseline contract value	£463,209.80

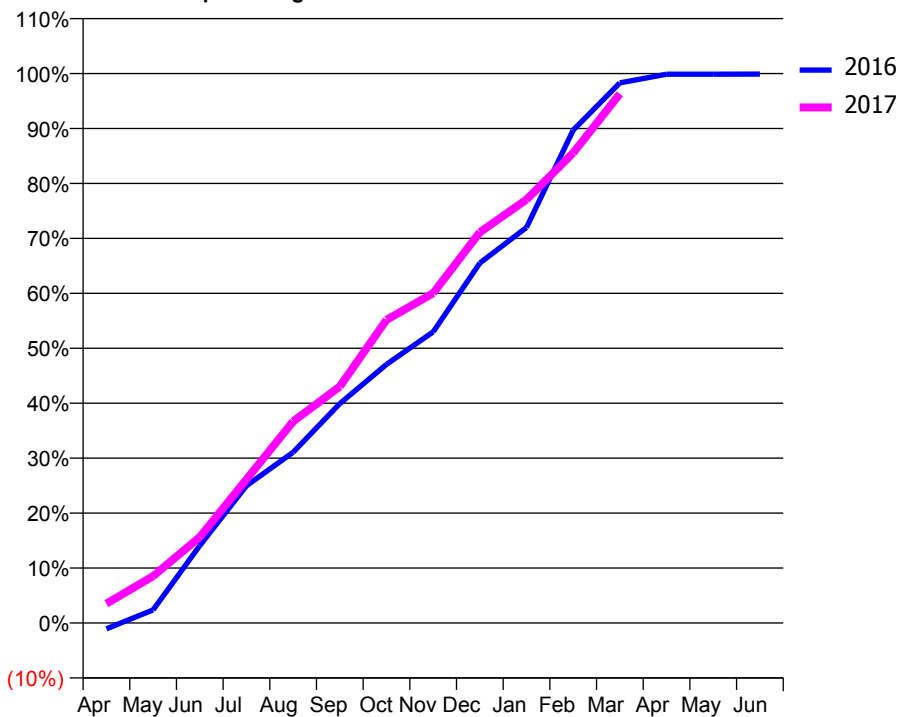
ACCESS*

Patients seen in 24 months	Total	Change since previous quarter
Quarter ending March 2016	5,834	
Quarter ending June 2016	5,570	↓
Quarter ending September 2016	5,445	↓
Quarter ending December 2016	5,207	↓
Quarter ending March 2017	5,231	→
Variance since March 2016	(10.3%)	↓



ACTIVITY

Cumulative percentage of contracted UDA delivered 2016 & 2017



Month	Adjusted Scheduled Activity (UDA)	
	2016	2017
April	-185	607
May	412	1,469
June	2,425	2,696
July	4,302	4,503
August	5,352	6,318
September	6,878	7,413
October	8,106	9,504
November	9,127	10,340
December	11,283	12,250
January	12,398	13,272
February	15,450	14,735
March	16,931	16,588
April	17,202	
May	17,202	
June	17,205	

QUALITY

	Quantity	Base Number	Contract	AT	Region	England
% of FP17s for the same patient ID Re-attending within 3 months - Children	150	2,280	6.6%	11.4%	13.3%	12.3%
% of FP17s for the same patient ID Re-attending within 3 months - Adults	732	5,468	13.4%	15.5%	17.3%	16.7%
% of FP17s for the same patient ID Re-attending between 3 & 9 months - Children	1,514	2,280	66.4%	59.5%	58.9%	57.6%
% of FP17s for the same patient ID Re-attending between 3 & 9 months - Adults	3,617	5,468	66.1%	54.0%	52.2%	50.1%
% of FP17s for Band 1 Urgent Courses	448	7,624	5.9%	8.8%	9.2%	9.1%
% of FP17s Relating to Free Repair or Replacements	65	7,624	0.9%	0.9%	1.0%	0.8%
% of FP17s Relating to Continuations	15	7,624	0.2%	1.3%	1.4%	1.2%
% of Patients satisfied with the dentistry they have received	8	8	N/A	92.4%	93.1%	92.8%
% of Patients satisfied with the time they had to wait for an appointment	7	8	N/A	87.6%	89.5%	88.7%

* This is based on patients treated on this contract for their most recent course of treatment. Figures in italics indicate the base number of FP17s or Patient Questionnaire responses are less than 100. N/A is shown where the base number of responses is less than 10 during the period. % is calculated as Quantity/Base number*100

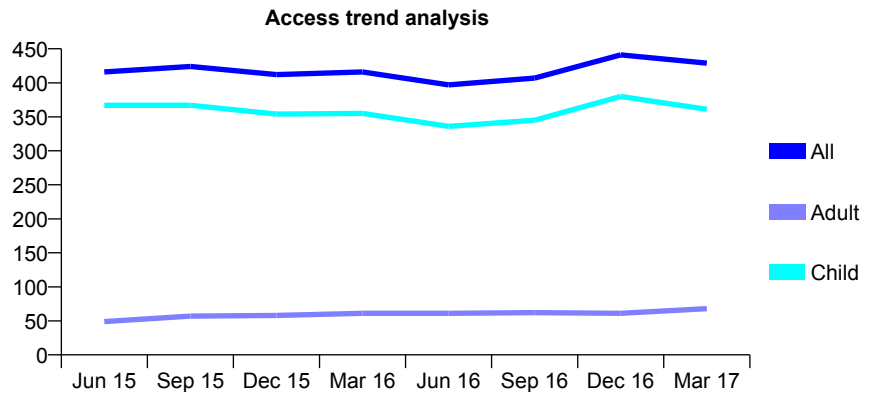
Q52 - Vital Signs At a Glance Contract Report for 271209/0001 - March 2017

Name or company name	MR PJ MOORE
Contract type name	GDS Contract
Purpose of contract	General
Contract start date	15/09/2006
Contract end date	

16/17 Contracted general activity (UDA)	806
Carry forward general activity (UDA)	0
16/17 Contracted orthodontic activity (UOA)	0
Carry forward orthodontic activity (UOA)	0
Baseline contract value	£23,984.48

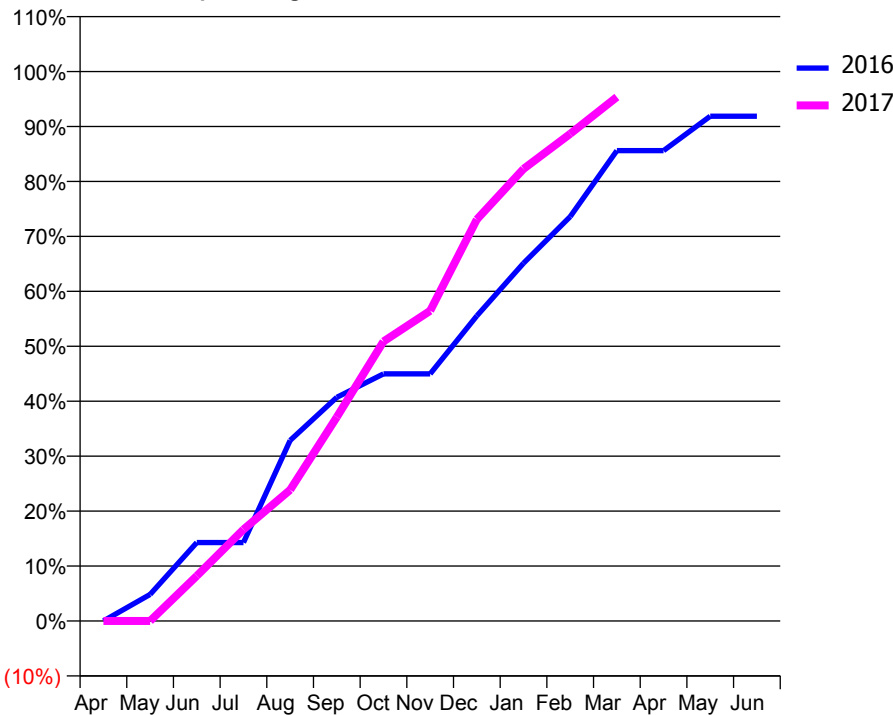
ACCESS*

Patients seen in 24 months	Total	Change since previous quarter
Quarter ending March 2016	416	
Quarter ending June 2016	397	↓
Quarter ending September 2016	407	↑
Quarter ending December 2016	441	↑
Quarter ending March 2017	429	↓
Variance since March 2016	3.1%	↑



ACTIVITY

Cumulative percentage of contracted UDA delivered 2016 & 2017



Month	Adjusted Scheduled Activity (UDA)	
	2016	2017
April	0	0
May	39	0
June	115	66
July	115	134
August	265	192
September	328	299
October	363	410
November	363	455
December	448	589
January	525	663
February	593	715
March	690	769
April	690	
May	740	
June	740	

QUALITY

	Quantity	Base Number	Contract	AT	Region	England
% of FP17s for the same patient ID Re-attending within 3 months - Children	58	578	10.0%	11.4%	13.3%	12.3%
% of FP17s for the same patient ID Re-attending within 3 months - Adults	9	52	17.3%	15.5%	17.3%	16.7%
% of FP17s for the same patient ID Re-attending between 3 & 9 months - Children	220	578	38.1%	59.5%	58.9%	57.6%
% of FP17s for the same patient ID Re-attending between 3 & 9 months - Adults	16	52	30.8%	54.0%	52.2%	50.1%
% of FP17s for Band 1 Urgent Courses	33	593	5.6%	8.8%	9.2%	9.1%
% of FP17s Relating to Free Repair or Replacements	0	593	0.0%	0.9%	1.0%	0.8%
% of FP17s Relating to Continuations	0	593	0.0%	1.3%	1.4%	1.2%
% of Patients satisfied with the dentistry they have received	0	0	N/A	92.4%	93.1%	92.8%
% of Patients satisfied with the time they had to wait for an appointment	0	0	N/A	87.6%	89.5%	88.7%

* This is based on patients treated on this contract for their most recent course of treatment. Figures in italics indicate the base number of FP17s or Patient Questionnaire responses are less than 100. N/A is shown where the base number of responses is less than 10 during the period. % is calculated as Quantity/Base number*100

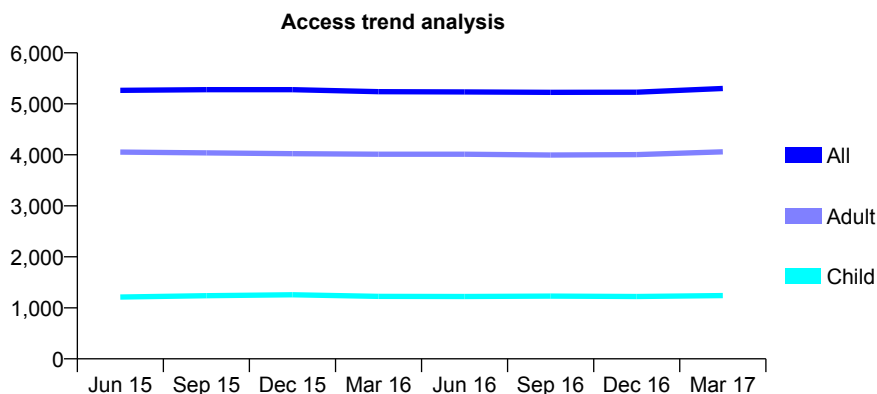
Q52 - Vital Signs At a Glance Contract Report for 305359/0001 - March 2017

Name or company name	MR NP VETTASSERI
Contract type name	GDS Contract
Purpose of contract	General
Contract start date	01/04/2006
Contract end date	

16/17 Contracted general activity (UDA)	19,060
Carry forward general activity (UDA)	0
16/17 Contracted orthodontic activity (UOA)	0
Carry forward orthodontic activity (UOA)	0
Baseline contract value	£542,263.34

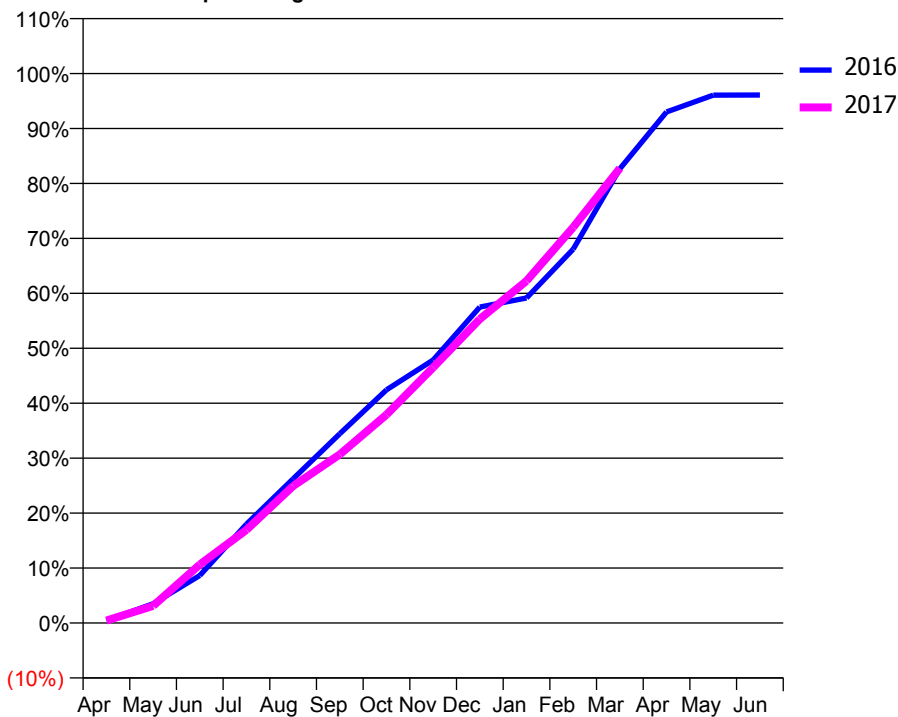
ACCESS*

Patients seen in 24 months	Total	Change since previous quarter
Quarter ending March 2016	5,237	
Quarter ending June 2016	5,233	→
Quarter ending September 2016	5,225	→
Quarter ending December 2016	5,228	→
Quarter ending March 2017	5,301	→
Variance since March 2016	1.2%	→



ACTIVITY

Cumulative percentage of contracted UDA delivered 2016 & 2017



Month	Adjusted Scheduled Activity (UDA)	
	2016	2017
April	90	87
May	668	594
June	1,651	2,028
July	3,427	3,233
August	5,002	4,750
September	6,565	5,849
October	8,089	7,229
November	9,121	8,862
December	10,958	10,544
January	11,273	11,866
February	12,966	13,725
March	15,755	15,775
April	17,728	
May	18,310	
June	18,313	

QUALITY

	Quantity	Base Number	Contract	AT	Region	England
% of FP17s for the same patient ID Re-attending within 3 months - Children	70	1,294	5.4%	11.4%	13.3%	12.3%
% of FP17s for the same patient ID Re-attending within 3 months - Adults	479	4,432	10.8%	15.5%	17.3%	16.7%
% of FP17s for the same patient ID Re-attending between 3 & 9 months - Children	384	1,294	29.7%	59.5%	58.9%	57.6%
% of FP17s for the same patient ID Re-attending between 3 & 9 months - Adults	1,590	4,432	35.9%	54.0%	52.2%	50.1%
% of FP17s for Band 1 Urgent Courses	73	4,945	1.5%	8.8%	9.2%	9.1%
% of FP17s Relating to Free Repair or Replacements	127	4,945	2.6%	0.9%	1.0%	0.8%
% of FP17s Relating to Continuations	89	4,945	1.8%	1.3%	1.4%	1.2%
% of Patients satisfied with the dentistry they have received	6	6	N/A	92.4%	93.1%	92.8%
% of Patients satisfied with the time they had to wait for an appointment	6	6	N/A	87.6%	89.5%	88.7%

* This is based on patients treated on this contract for their most recent course of treatment. Figures in italics indicate the base number of FP17s or Patient Questionnaire responses are less than 100. N/A is shown where the base number of responses is less than 10 during the period. % is calculated as Quantity/Base number*100

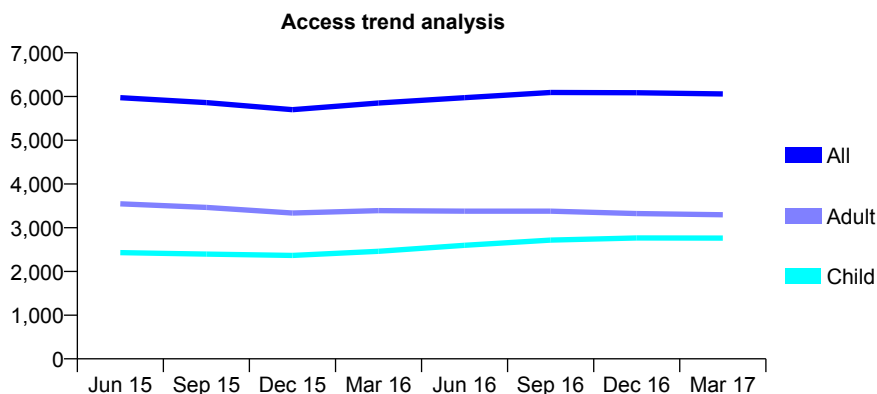
Q52 - Vital Signs At a Glance Contract Report for 306231/0003 - March 2017

Name or company name	MR KS HUNJAN
Contract type name	PDS Contract
Purpose of contract	General
Contract start date	01/04/2006
Contract end date	31/03/2021

16/17 Contracted general activity (UDA)	15,382
Carry forward general activity (UDA)	-308
16/17 Contracted orthodontic activity (UOA)	0
Carry forward orthodontic activity (UOA)	0
Baseline contract value	£535,921.35

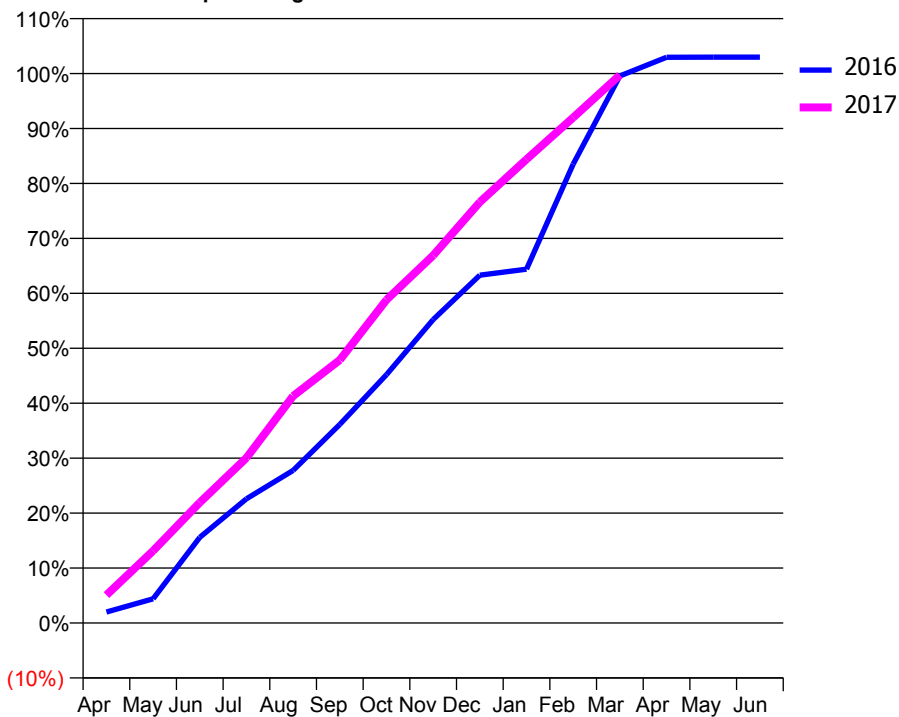
ACCESS*

Patients seen in 24 months	Total	Change since previous quarter
Quarter ending March 2016	5,852	
Quarter ending June 2016	5,974	↑
Quarter ending September 2016	6,092	→
Quarter ending December 2016	6,087	→
Quarter ending March 2017	6,060	→
Variance since March 2016	3.6%	↑



ACTIVITY

Cumulative percentage of contracted UDA delivered 2016 & 2017



Month	Adjusted Scheduled Activity (UDA)	
	2016	2017
April	308	781
May	679	2,022
June	2,399	3,374
July	3,478	4,622
August	4,272	6,357
September	5,558	7,361
October	6,953	9,045
November	8,495	10,290
December	9,736	11,782
January	9,903	12,979
February	12,845	14,151
March	15,312	15,341
April	15,838	
May	15,839	
June	15,841	

QUALITY

	Quantity	Base Number	Contract	AT	Region	England
% of FP17s for the same patient ID Re-attending within 3 months - Children	146	4,306	3.4%	11.4%	13.3%	12.3%
% of FP17s for the same patient ID Re-attending within 3 months - Adults	362	4,657	7.8%	15.5%	17.3%	16.7%
% of FP17s for the same patient ID Re-attending between 3 & 9 months - Children	2,638	4,306	61.3%	59.5%	58.9%	57.6%
% of FP17s for the same patient ID Re-attending between 3 & 9 months - Adults	2,882	4,657	61.9%	54.0%	52.2%	50.1%
% of FP17s for Band 1 Urgent Courses	339	8,675	3.9%	8.8%	9.2%	9.1%
% of FP17s Relating to Free Repair or Replacements	16	8,675	0.2%	0.9%	1.0%	0.8%
% of FP17s Relating to Continuations	56	8,675	0.6%	1.3%	1.4%	1.2%
% of Patients satisfied with the dentistry they have received	2	2	N/A	92.4%	93.1%	92.8%
% of Patients satisfied with the time they had to wait for an appointment	1	2	N/A	87.6%	89.5%	88.7%

* This is based on patients treated on this contract for their most recent course of treatment. Figures in italics indicate the base number of FP17s or Patient Questionnaire responses are less than 100. N/A is shown where the base number of responses is less than 10 during the period. % is calculated as Quantity/Base number*100

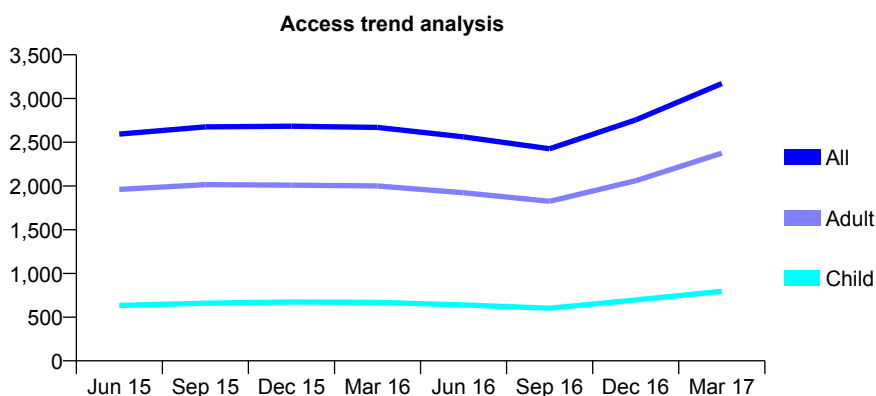
Q52 - Vital Signs At a Glance Contract Report for 318760/0001 - March 2017

Name or company name	MR A HUSSAIN
Contract type name	GDS Contract
Purpose of contract	General
Contract start date	01/04/2006
Contract end date	

16/17 Contracted general activity (UDA)	11,280
Carry forward general activity (UDA)	0
16/17 Contracted orthodontic activity (UOA)	0
Carry forward orthodontic activity (UOA)	0
Baseline contract value	£358,102.45

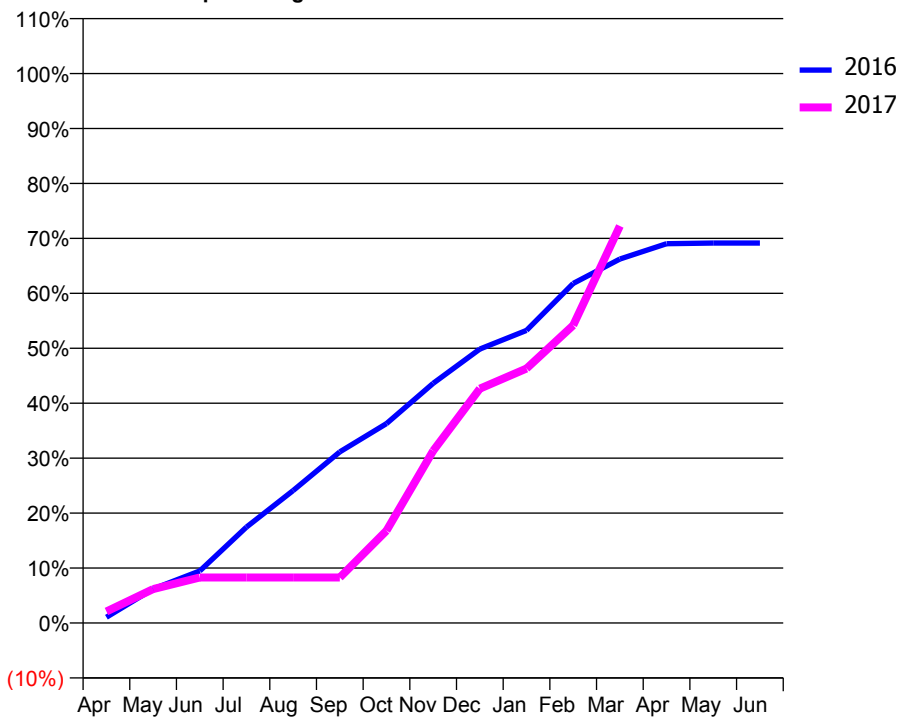
ACCESS*

Patients seen in 24 months	Total	Change since previous quarter
Quarter ending March 2016	2,669	
Quarter ending June 2016	2,561	↓
Quarter ending September 2016	2,426	↓
Quarter ending December 2016	2,755	↑
Quarter ending March 2017	3,171	↑
Variance since March 2016	18.8%	↑



ACTIVITY

Cumulative percentage of contracted UDA delivered 2016 & 2017



Month	Adjusted Scheduled Activity (UDA)	
	2016	2017
April	113	236
May	668	697
June	1,021	935
July	1,882	935
August	2,599	935
September	3,358	935
October	3,912	1,895
November	4,702	3,536
December	5,376	4,812
January	5,742	5,224
February	6,662	6,112
March	7,139	8,150
April	7,440	
May	7,453	
June	7,453	

QUALITY

	Quantity	Base Number	Contract	AT	Region	England
% of FP17s for the same patient ID Re-attending within 3 months - Children	102	970	10.5%	11.4%	13.3%	12.3%
% of FP17s for the same patient ID Re-attending within 3 months - Adults	429	2,906	14.8%	15.5%	17.3%	16.7%
% of FP17s for the same patient ID Re-attending between 3 & 9 months - Children	354	970	36.5%	59.5%	58.9%	57.6%
% of FP17s for the same patient ID Re-attending between 3 & 9 months - Adults	1,132	2,906	39.0%	54.0%	52.2%	50.1%
% of FP17s for Band 1 Urgent Courses	207	3,735	5.5%	8.8%	9.2%	9.1%
% of FP17s Relating to Free Repair or Replacements	5	3,735	0.1%	0.9%	1.0%	0.8%
% of FP17s Relating to Continuations	50	3,735	1.3%	1.3%	1.4%	1.2%
% of Patients satisfied with the dentistry they have received	5	6	N/A	92.4%	93.1%	92.8%
% of Patients satisfied with the time they had to wait for an appointment	4	6	N/A	87.6%	89.5%	88.7%

* This is based on patients treated on this contract for their most recent course of treatment. Figures in italics indicate the base number of FP17s or Patient Questionnaire responses are less than 100. N/A is shown where the base number of responses is less than 10 during the period. % is calculated as Quantity/Base number*100

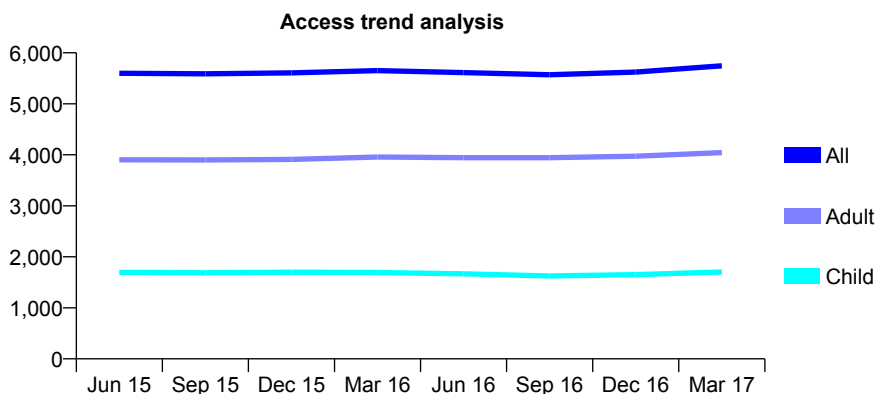
Q52 - Vital Signs At a Glance Contract Report for 318809/0001 - March 2017

Name or company name	MR ID MARKER
Contract type name	GDS Contract
Purpose of contract	General
Contract start date	01/04/2006
Contract end date	

16/17 Contracted general activity (UDA)	19,000
Carry forward general activity (UDA)	-35
16/17 Contracted orthodontic activity (UOA)	0
Carry forward orthodontic activity (UOA)	0
Baseline contract value	£596,409.83

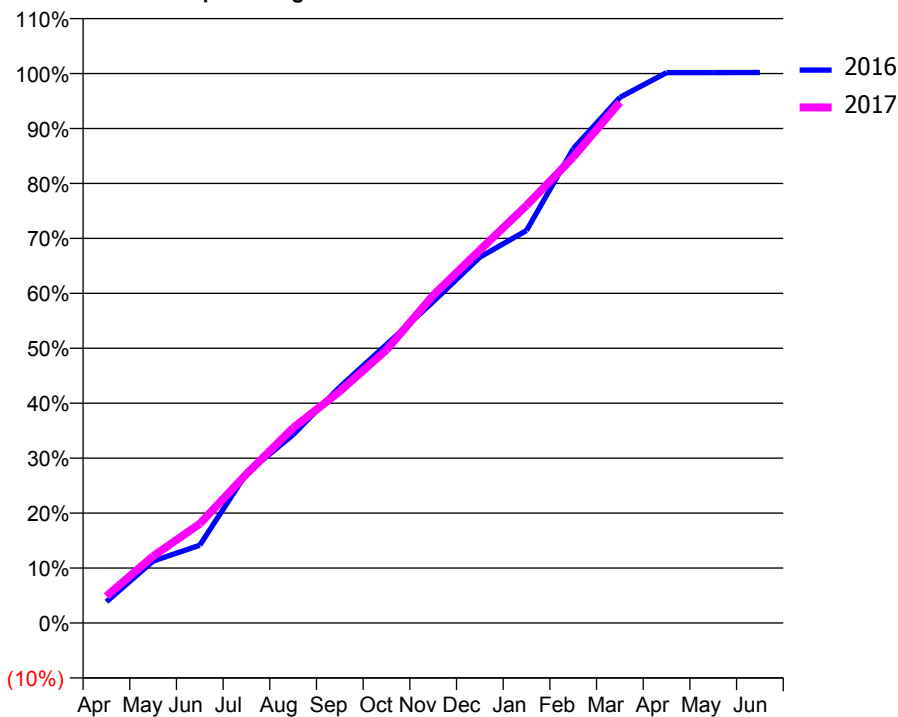
ACCESS*

Patients seen in 24 months	Total	Change since previous quarter
Quarter ending March 2016	5,651	
Quarter ending June 2016	5,611	→
Quarter ending September 2016	5,569	→
Quarter ending December 2016	5,622	→
Quarter ending March 2017	5,744	↑
Variance since March 2016	1.6%	→



ACTIVITY

Cumulative percentage of contracted UDA delivered 2016 & 2017



Month	Adjusted Scheduled Activity (UDA)	
	2016	2017
April	735	931
May	2,141	2,313
June	2,692	3,432
July	5,173	5,150
August	6,513	6,747
September	8,162	8,010
October	9,631	9,445
November	11,111	11,331
December	12,650	12,892
January	13,572	14,440
February	16,400	16,106
March	18,173	18,006
April	19,032	
May	19,033	
June	19,035	

QUALITY

	Quantity	Base Number	Contract	AT	Region	England
% of FP17s for the same patient ID Re-attending within 3 months - Children	305	2,928	10.4%	11.4%	13.3%	12.3%
% of FP17s for the same patient ID Re-attending within 3 months - Adults	860	6,707	12.8%	15.5%	17.3%	16.7%
% of FP17s for the same patient ID Re-attending between 3 & 9 months - Children	1,859	2,928	63.5%	59.5%	58.9%	57.6%
% of FP17s for the same patient ID Re-attending between 3 & 9 months - Adults	4,560	6,707	68.0%	54.0%	52.2%	50.1%
% of FP17s for Band 1 Urgent Courses	525	9,279	5.7%	8.8%	9.2%	9.1%
% of FP17s Relating to Free Repair or Replacements	59	9,279	0.6%	0.9%	1.0%	0.8%
% of FP17s Relating to Continuations	42	9,279	0.5%	1.3%	1.4%	1.2%
% of Patients satisfied with the dentistry they have received	9	10	90.0%	92.4%	93.1%	92.8%
% of Patients satisfied with the time they had to wait for an appointment	10	10	100.0%	87.6%	89.5%	88.7%

* This is based on patients treated on this contract for their most recent course of treatment. Figures in italics indicate the base number of FP17s or Patient Questionnaire responses are less than 100. N/A is shown where the base number of responses is less than 10 during the period. % is calculated as Quantity/Base number*100

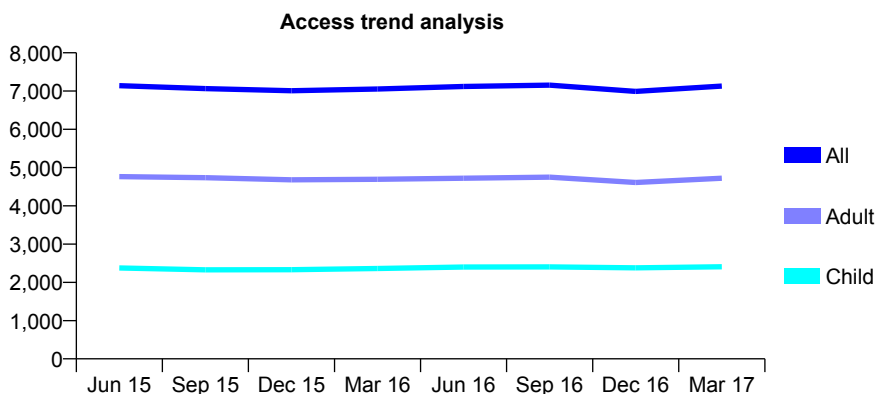
Q52 - Vital Signs At a Glance Contract Report for 320854/0001 - March 2017

Name or company name	MR PR JONES
Contract type name	GDS Contract
Purpose of contract	General
Contract start date	01/04/2006
Contract end date	

16/17 Contracted general activity (UDA)	17,816
Carry forward general activity (UDA)	-50
16/17 Contracted orthodontic activity (UOA)	0
Carry forward orthodontic activity (UOA)	0
Baseline contract value	£452,064.94

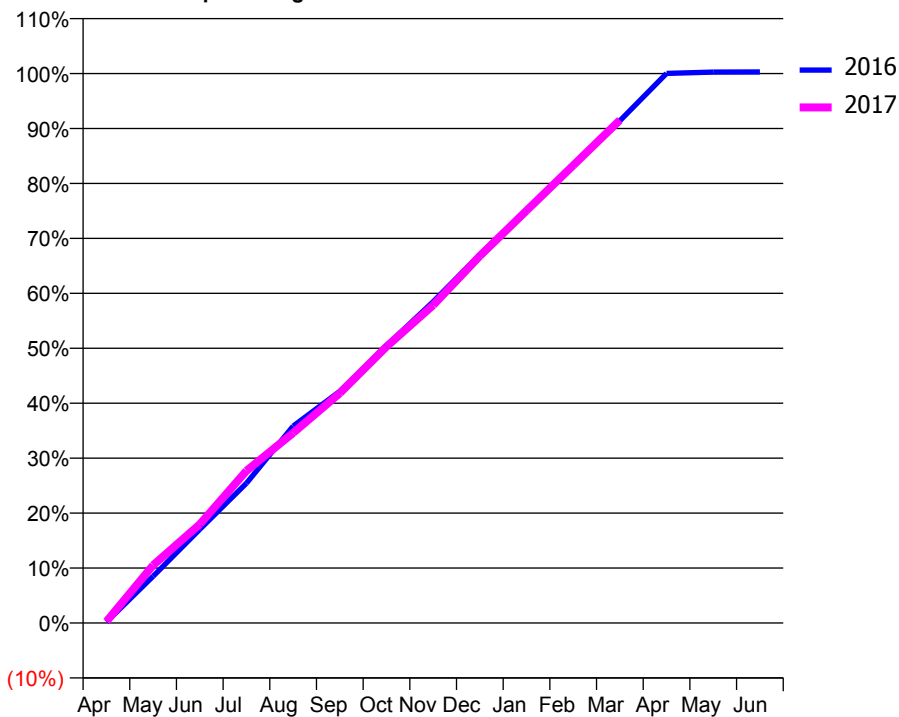
ACCESS*

Patients seen in 24 months	Total	Change since previous quarter
Quarter ending March 2016	7,054	
Quarter ending June 2016	7,121	→
Quarter ending September 2016	7,153	→
Quarter ending December 2016	6,990	↓
Quarter ending March 2017	7,129	→
Variance since March 2016	1.1%	→



ACTIVITY

Cumulative percentage of contracted UDA delivered 2016 & 2017



Month	Adjusted Scheduled Activity (UDA)	
	2016	2017
April	31	50
May	1,515	1,876
June	3,036	3,200
July	4,534	4,935
August	6,383	6,163
September	7,513	7,451
October	8,994	8,962
November	10,419	10,305
December	11,942	11,901
January	13,390	13,369
February	14,839	14,838
March	16,285	16,306
April	17,821	
May	17,863	
June	17,866	

QUALITY

	Quantity	Base Number	Contract	AT	Region	England
% of FP17s for the same patient ID Re-attending within 3 months - Children	631	4,122	15.3%	11.4%	13.3%	12.3%
% of FP17s for the same patient ID Re-attending within 3 months - Adults	969	6,258	15.5%	15.5%	17.3%	16.7%
% of FP17s for the same patient ID Re-attending between 3 & 9 months - Children	2,338	4,122	56.7%	59.5%	58.9%	57.6%
% of FP17s for the same patient ID Re-attending between 3 & 9 months - Adults	2,985	6,258	47.7%	54.0%	52.2%	50.1%
% of FP17s for Band 1 Urgent Courses	134	8,537	1.6%	8.8%	9.2%	9.1%
% of FP17s Relating to Free Repair or Replacements	40	8,537	0.5%	0.9%	1.0%	0.8%
% of FP17s Relating to Continuations	114	8,537	1.3%	1.3%	1.4%	1.2%
% of Patients satisfied with the dentistry they have received	7	8	N/A	92.4%	93.1%	92.8%
% of Patients satisfied with the time they had to wait for an appointment	7	8	N/A	87.6%	89.5%	88.7%

* This is based on patients treated on this contract for their most recent course of treatment. Figures in italics indicate the base number of FP17s or Patient Questionnaire responses are less than 100. N/A is shown where the base number of responses is less than 10 during the period. % is calculated as Quantity/Base number*100

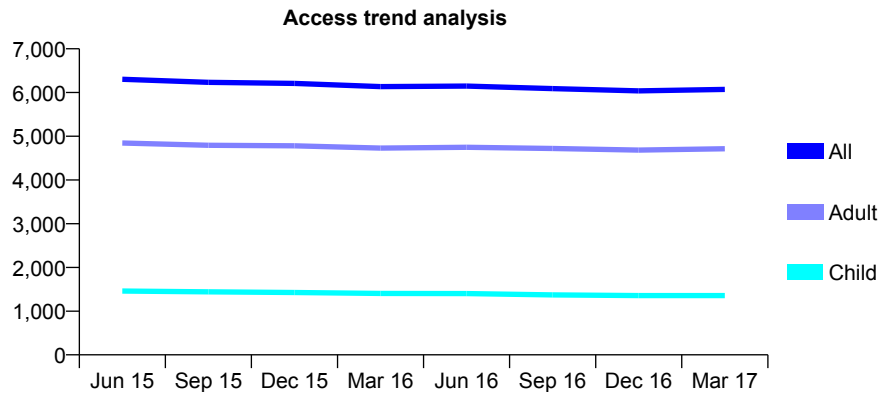
Q52 - Vital Signs At a Glance Contract Report for 322903/0001 - March 2017

Name or company name	MR MA SPEIGHT
Contract type name	GDS Contract
Purpose of contract	General
Contract start date	01/04/2006
Contract end date	

16/17 Contracted general activity (UDA)	15,171
Carry forward general activity (UDA)	-303
16/17 Contracted orthodontic activity (UOA)	0
Carry forward orthodontic activity (UOA)	0
Baseline contract value	£453,022.08

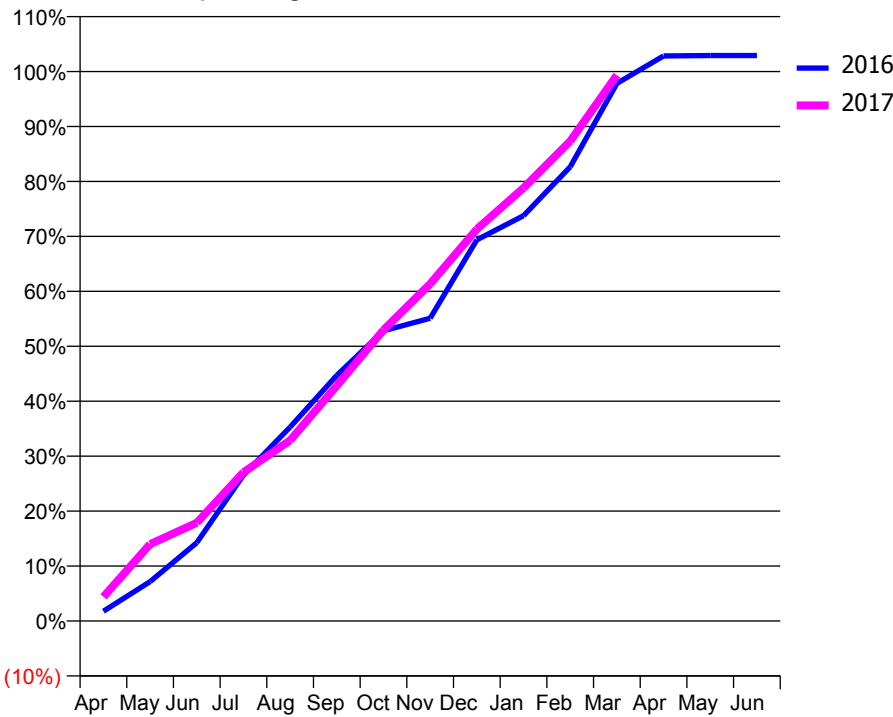
ACCESS*

Patients seen in 24 months	Total	Change since previous quarter
Quarter ending March 2016	6,134	
Quarter ending June 2016	6,148	→
Quarter ending September 2016	6,090	→
Quarter ending December 2016	6,038	→
Quarter ending March 2017	6,070	→
Variance since March 2016	(1.0%)	↓



ACTIVITY

Cumulative percentage of contracted UDA delivered 2016 & 2017



Month	Adjusted Scheduled Activity (UDA)	
	2016	2017
April	272	668
May	1,089	2,124
June	2,165	2,710
July	4,029	4,106
August	5,353	4,986
September	6,784	6,496
October	8,011	8,036
November	8,359	9,310
December	10,523	10,819
January	11,190	11,956
February	12,536	13,247
March	14,843	15,072
April	15,601	
May	15,610	
June	15,610	

QUALITY

	Quantity	Base Number	Contract	AT	Region	England
% of FP17s for the same patient ID Re-attending within 3 months - Children	141	1,966	7.2%	11.4%	13.3%	12.3%
% of FP17s for the same patient ID Re-attending within 3 months - Adults	879	6,468	13.6%	15.5%	17.3%	16.7%
% of FP17s for the same patient ID Re-attending between 3 & 9 months - Children	1,151	1,966	58.5%	59.5%	58.9%	57.6%
% of FP17s for the same patient ID Re-attending between 3 & 9 months - Adults	3,072	6,468	47.5%	54.0%	52.2%	50.1%
% of FP17s for Band 1 Urgent Courses	799	8,018	10.0%	8.8%	9.2%	9.1%
% of FP17s Relating to Free Repair or Replacements	47	8,018	0.6%	0.9%	1.0%	0.8%
% of FP17s Relating to Continuations	123	8,018	1.5%	1.3%	1.4%	1.2%
% of Patients satisfied with the dentistry they have received	8	8	N/A	92.4%	93.1%	92.8%
% of Patients satisfied with the time they had to wait for an appointment	8	8	N/A	87.6%	89.5%	88.7%

* This is based on patients treated on this contract for their most recent course of treatment. Figures in italics indicate the base number of FP17s or Patient Questionnaire responses are less than 100. N/A is shown where the base number of responses is less than 10 during the period. % is calculated as Quantity/Base number*100

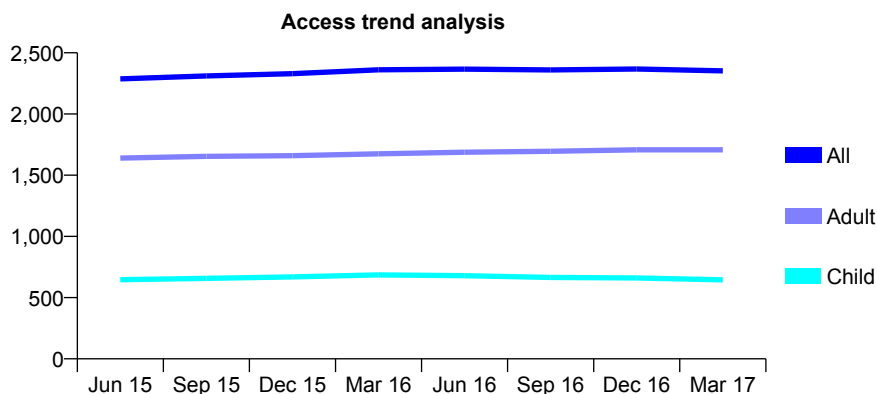
Q52 - Vital Signs At a Glance Contract Report for 324345/0001 - March 2017

Name or company name	MR SP AGABEG
Contract type name	GDS Contract
Purpose of contract	General
Contract start date	01/04/2006
Contract end date	

16/17 Contracted general activity (UDA)	6,799
Carry forward general activity (UDA)	-21
16/17 Contracted orthodontic activity (UOA)	0
Carry forward orthodontic activity (UOA)	0
Baseline contract value	£184,358.14

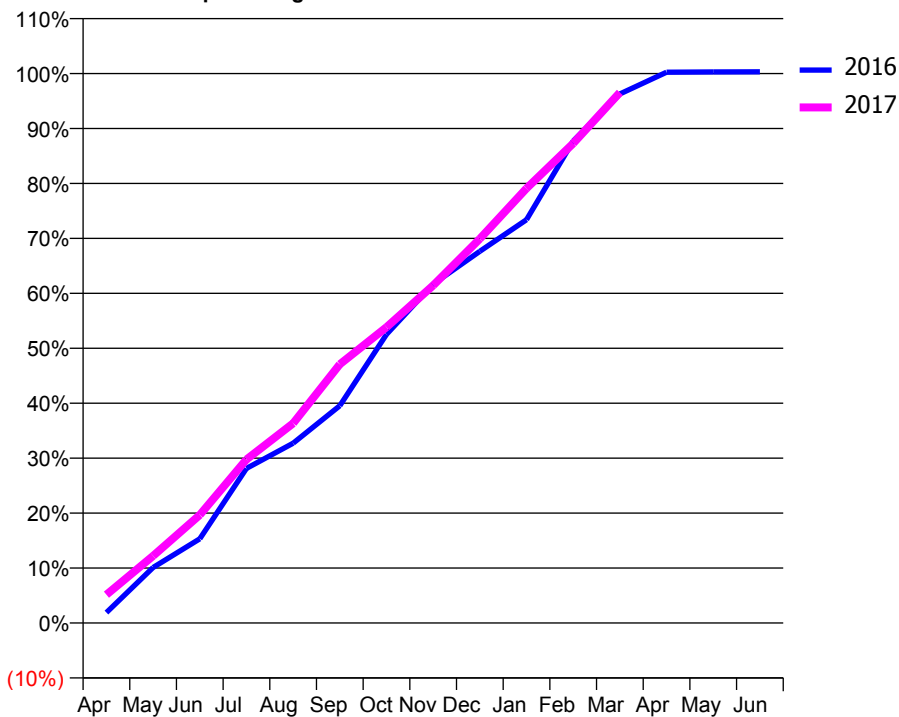
ACCESS*

Patients seen in 24 months	Total	Change since previous quarter
Quarter ending March 2016	2,361	
Quarter ending June 2016	2,367	→
Quarter ending September 2016	2,360	→
Quarter ending December 2016	2,368	→
Quarter ending March 2017	2,352	→
Variance since March 2016	(0.4%)	→



ACTIVITY

Cumulative percentage of contracted UDA delivered 2016 & 2017



Month	Adjusted Scheduled Activity (UDA)	
	2016	2017
April	130	351
May	688	831
June	1,042	1,337
July	1,913	2,023
August	2,224	2,470
September	2,689	3,202
October	3,571	3,660
November	4,193	4,177
December	4,599	4,754
January	4,990	5,378
February	5,964	5,935
March	6,546	6,565
April	6,816	
May	6,819	
June	6,820	

QUALITY

	Quantity	Base Number	Contract	AT	Region	England
% of FP17s for the same patient ID Re-attending within 3 months - Children	85	951	8.9%	11.4%	13.3%	12.3%
% of FP17s for the same patient ID Re-attending within 3 months - Adults	283	2,414	11.7%	15.5%	17.3%	16.7%
% of FP17s for the same patient ID Re-attending between 3 & 9 months - Children	541	951	56.9%	59.5%	58.9%	57.6%
% of FP17s for the same patient ID Re-attending between 3 & 9 months - Adults	1,448	2,414	60.0%	54.0%	52.2%	50.1%
% of FP17s for Band 1 Urgent Courses	213	3,242	6.6%	8.8%	9.2%	9.1%
% of FP17s Relating to Free Repair or Replacements	11	3,242	0.3%	0.9%	1.0%	0.8%
% of FP17s Relating to Continuations	39	3,242	1.2%	1.3%	1.4%	1.2%
% of Patients satisfied with the dentistry they have received	4	5	N/A	92.4%	93.1%	92.8%
% of Patients satisfied with the time they had to wait for an appointment	4	5	N/A	87.6%	89.5%	88.7%

* This is based on patients treated on this contract for their most recent course of treatment. Figures in italics indicate the base number of FP17s or Patient Questionnaire responses are less than 100. N/A is shown where the base number of responses is less than 10 during the period. % is calculated as Quantity/Base number*100

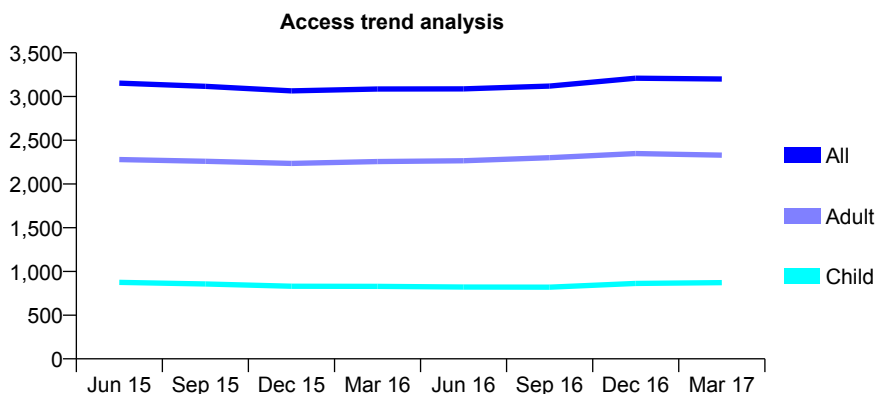
Q52 - Vital Signs At a Glance Contract Report for 324345/0003 - March 2017

Name or company name	MR SP AGABEG
Contract type name	GDS Contract
Purpose of contract	General
Contract start date	01/04/2006
Contract end date	

16/17 Contracted general activity (UDA)	10,289
Carry forward general activity (UDA)	19
16/17 Contracted orthodontic activity (UOA)	0
Carry forward orthodontic activity (UOA)	0
Baseline contract value	£305,017.08

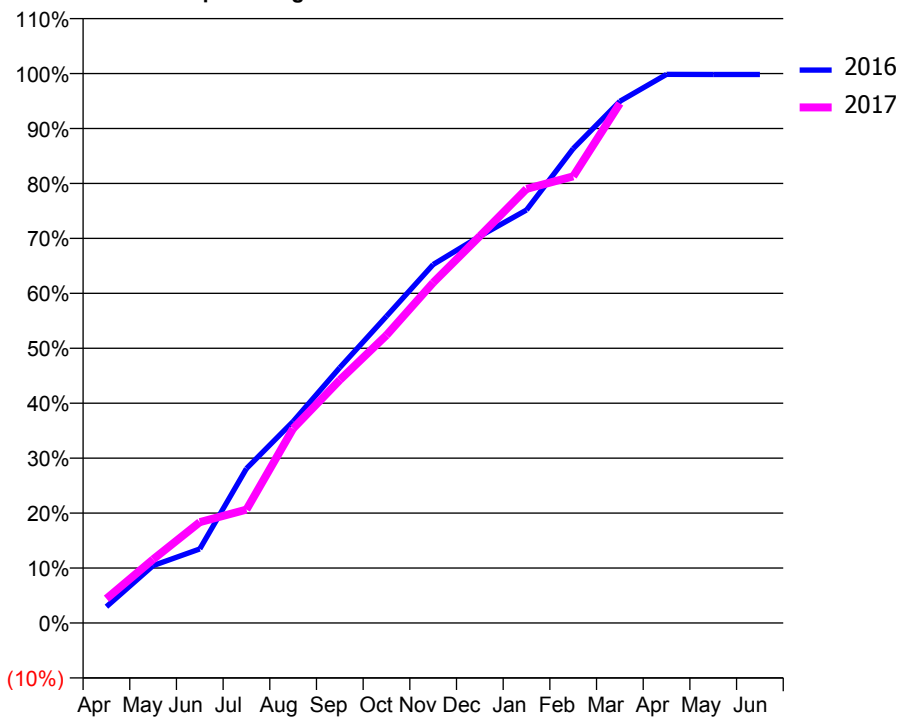
ACCESS*

Patients seen in 24 months	Total	Change since previous quarter
Quarter ending March 2016	3,086	
Quarter ending June 2016	3,088	→
Quarter ending September 2016	3,120	→
Quarter ending December 2016	3,210	↑
Quarter ending March 2017	3,201	→
Variance since March 2016	3.7%	↑



ACTIVITY

Cumulative percentage of contracted UDA delivered 2016 & 2017



Adjusted Scheduled Activity (UDA)

Month	2016	2017
April	307	455
May	1,074	1,193
June	1,387	1,889
July	2,893	2,125
August	3,773	3,643
September	4,782	4,550
October	5,743	5,389
November	6,713	6,372
December	7,241	7,245
January	7,733	8,129
February	8,883	8,364
March	9,768	9,730
April	10,273	
May	10,271	
June	10,270	

QUALITY

	Quantity	Base Number	Contract	AT	Region	England
% of FP17s for the same patient ID Re-attending within 3 months - Children	123	1,308	9.4%	11.4%	13.3%	12.3%
% of FP17s for the same patient ID Re-attending within 3 months - Adults	649	3,565	18.2%	15.5%	17.3%	16.7%
% of FP17s for the same patient ID Re-attending between 3 & 9 months - Children	755	1,308	57.7%	59.5%	58.9%	57.6%
% of FP17s for the same patient ID Re-attending between 3 & 9 months - Adults	1,815	3,565	50.9%	54.0%	52.2%	50.1%
% of FP17s for Band 1 Urgent Courses	280	4,682	6.0%	8.8%	9.2%	9.1%
% of FP17s Relating to Free Repair or Replacements	37	4,682	0.8%	0.9%	1.0%	0.8%
% of FP17s Relating to Continuations	39	4,682	0.8%	1.3%	1.4%	1.2%
% of Patients satisfied with the dentistry they have received	4	5	N/A	92.4%	93.1%	92.8%
% of Patients satisfied with the time they had to wait for an appointment	4	5	N/A	87.6%	89.5%	88.7%

* This is based on patients treated on this contract for their most recent course of treatment. Figures in italics indicate the base number of FP17s or Patient Questionnaire responses are less than 100. N/A is shown where the base number of responses is less than 10 during the period. % is calculated as Quantity/Base number*100

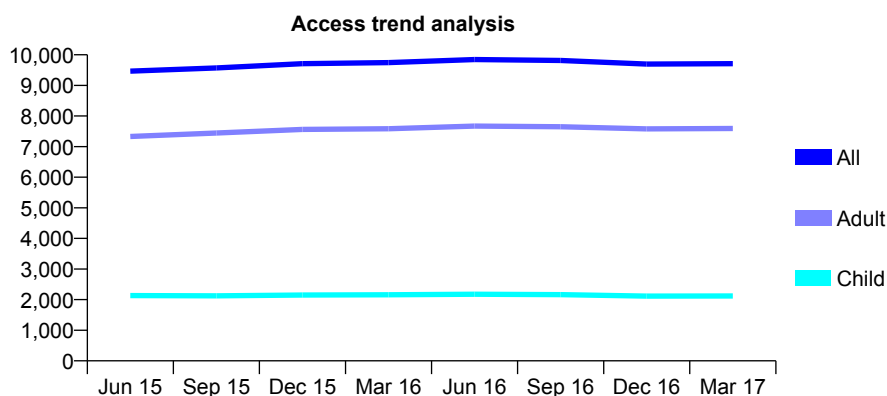
Q52 - Vital Signs At a Glance Contract Report for 325430/0001 - March 2017

Name or company name	MR P BANERJEE
Contract type name	GDS Contract
Purpose of contract	General
Contract start date	01/04/2006
Contract end date	

16/17 Contracted general activity (UDA)	25,149
Carry forward general activity (UDA)	-16
16/17 Contracted orthodontic activity (UOA)	0
Carry forward orthodontic activity (UOA)	0
Baseline contract value	£798,809.67

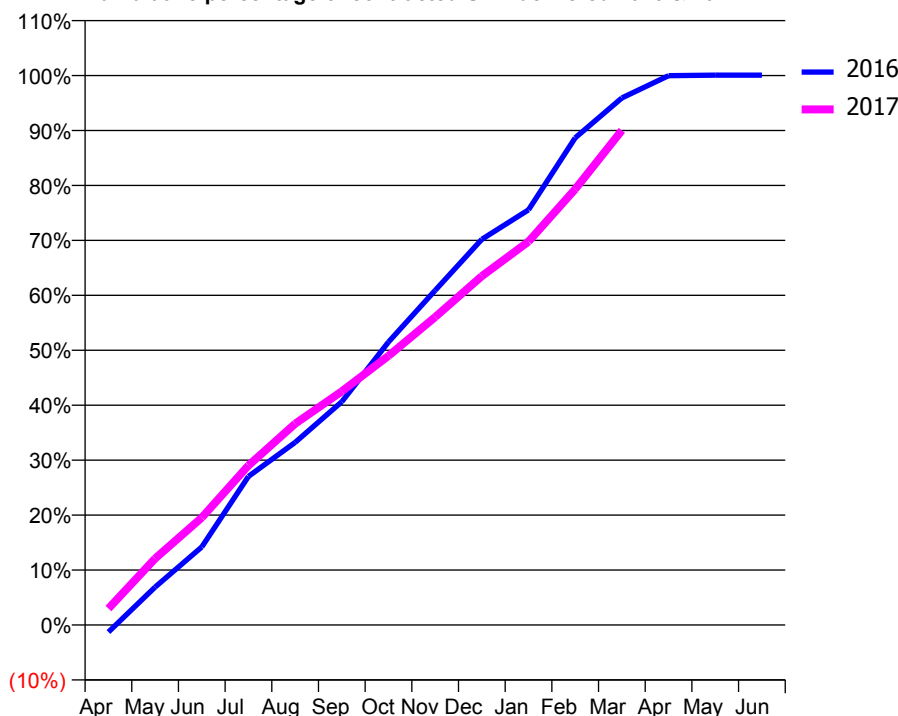
ACCESS*

Patients seen in 24 months	Total	Change since previous quarter
Quarter ending March 2016	9,744	
Quarter ending June 2016	9,846	→
Quarter ending September 2016	9,814	→
Quarter ending December 2016	9,695	↓
Quarter ending March 2017	9,711	→
Variance since March 2016	(0.3%)	→



ACTIVITY

Cumulative percentage of contracted UDA delivered 2016 & 2017



Month	Adjusted Scheduled Activity (UDA)	
	2016	2017
April	-322	754
May	1,720	3,041
June	3,536	4,913
July	6,732	7,299
August	8,271	9,211
September	10,114	10,697
October	12,819	12,320
November	15,156	14,098
December	17,475	15,968
January	18,807	17,547
February	22,071	19,950
March	23,876	22,641
April	24,886	
May	24,908	
June	24,909	

QUALITY

	Quantity	Base Number	Contract	AT	Region	England
% of FP17s for the same patient ID Re-attending within 3 months - Children	151	3,481	4.3%	11.4%	13.3%	12.3%
% of FP17s for the same patient ID Re-attending within 3 months - Adults	1,119	11,332	9.9%	15.5%	17.3%	16.7%
% of FP17s for the same patient ID Re-attending between 3 & 9 months - Children	2,628	3,481	75.5%	59.5%	58.9%	57.6%
% of FP17s for the same patient ID Re-attending between 3 & 9 months - Adults	7,551	11,332	66.6%	54.0%	52.2%	50.1%
% of FP17s for Band 1 Urgent Courses	1,049	14,304	7.3%	8.8%	9.2%	9.1%
% of FP17s Relating to Free Repair or Replacements	67	14,304	0.5%	0.9%	1.0%	0.8%
% of FP17s Relating to Continuations	39	14,304	0.3%	1.3%	1.4%	1.2%
% of Patients satisfied with the dentistry they have received	8	9	N/A	92.4%	93.1%	92.8%
% of Patients satisfied with the time they had to wait for an appointment	9	9	N/A	87.6%	89.5%	88.7%

* This is based on patients treated on this contract for their most recent course of treatment. Figures in italics indicate the base number of FP17s or Patient Questionnaire responses are less than 100. N/A is shown where the base number of responses is less than 10 during the period. % is calculated as Quantity/Base number*100

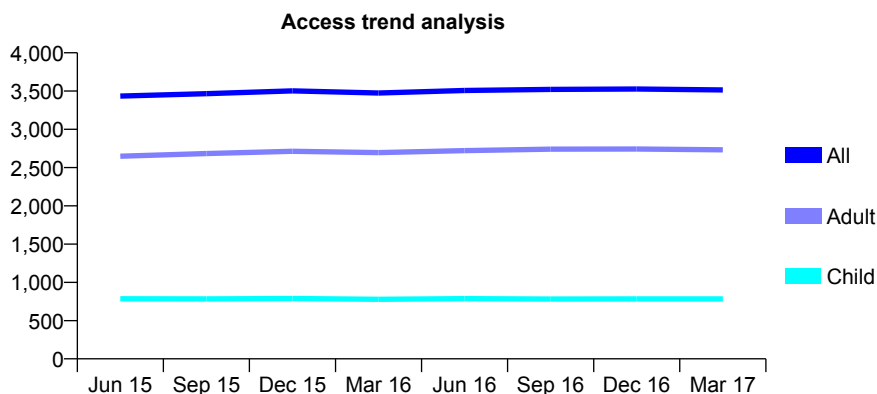
Q52 - Vital Signs At a Glance Contract Report for 328693/0001 - March 2017

Name or company name	MISS TM BLACK
Contract type name	GDS Contract
Purpose of contract	General
Contract start date	01/04/2006
Contract end date	

16/17 Contracted general activity (UDA)	11,650
Carry forward general activity (UDA)	-2
16/17 Contracted orthodontic activity (UOA)	0
Carry forward orthodontic activity (UOA)	0
Baseline contract value	£376,538.12

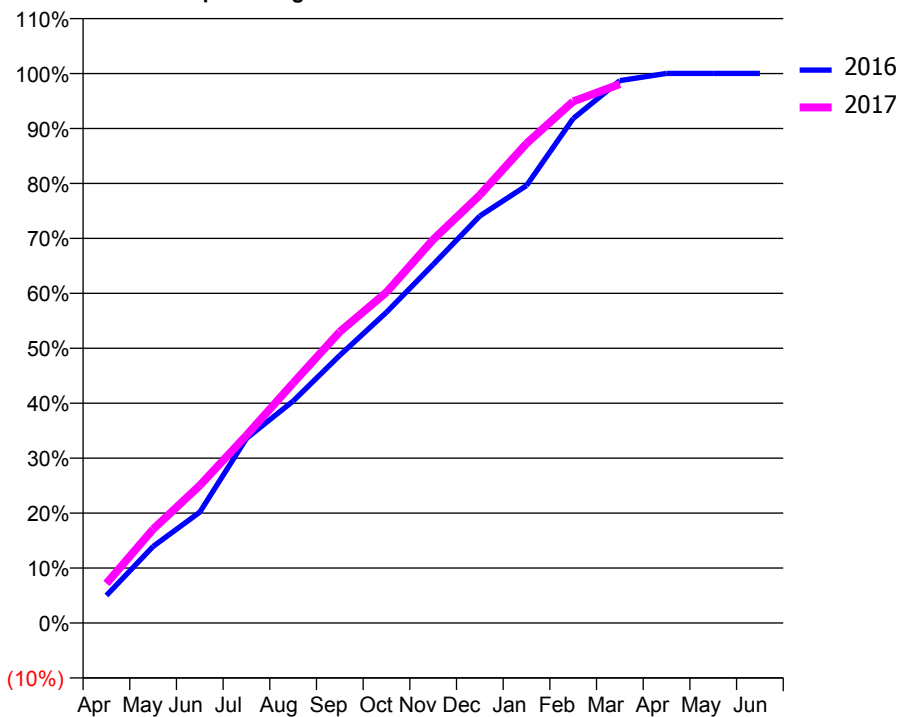
ACCESS*

Patients seen in 24 months	Total	Change since previous quarter
Quarter ending March 2016	3,475	
Quarter ending June 2016	3,508	→
Quarter ending September 2016	3,521	→
Quarter ending December 2016	3,527	→
Quarter ending March 2017	3,515	→
Variance since March 2016	1.2%	→



ACTIVITY

Cumulative percentage of contracted UDA delivered 2016 & 2017



Month	Adjusted Scheduled Activity (UDA)	
	2016	2017
April	583	838
May	1,623	1,989
June	2,351	2,917
July	3,914	3,980
August	4,707	5,088
September	5,676	6,176
October	6,587	7,014
November	7,601	8,130
December	8,629	9,074
January	9,273	10,167
February	10,697	11,057
March	11,500	11,424
April	11,652	
May	11,652	
June	11,652	

QUALITY

	Quantity	Base Number	Contract	AT	Region	England
% of FP17s for the same patient ID Re-attending within 3 months - Children	70	1,408	5.0%	11.4%	13.3%	12.3%
% of FP17s for the same patient ID Re-attending within 3 months - Adults	882	4,810	18.3%	15.5%	17.3%	16.7%
% of FP17s for the same patient ID Re-attending between 3 & 9 months - Children	1,091	1,408	77.5%	59.5%	58.9%	57.6%
% of FP17s for the same patient ID Re-attending between 3 & 9 months - Adults	2,892	4,810	60.1%	54.0%	52.2%	50.1%
% of FP17s for Band 1 Urgent Courses	277	6,143	4.5%	8.8%	9.2%	9.1%
% of FP17s Relating to Free Repair or Replacements	118	6,143	1.9%	0.9%	1.0%	0.8%
% of FP17s Relating to Continuations	194	6,143	3.2%	1.3%	1.4%	1.2%
% of Patients satisfied with the dentistry they have received	5	5	N/A	92.4%	93.1%	92.8%
% of Patients satisfied with the time they had to wait for an appointment	5	5	N/A	87.6%	89.5%	88.7%

* This is based on patients treated on this contract for their most recent course of treatment. Figures in italics indicate the base number of FP17s or Patient Questionnaire responses are less than 100. N/A is shown where the base number of responses is less than 10 during the period. % is calculated as Quantity/Base number*100

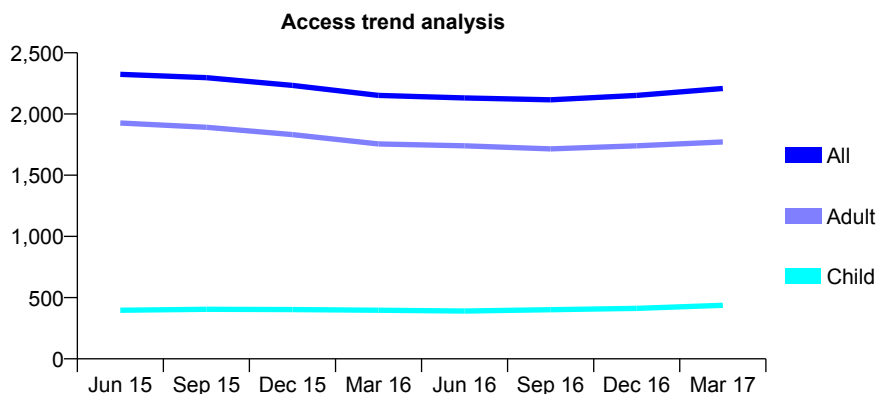
Q52 - Vital Signs At a Glance Contract Report for 356786/0001 - March 2017

Name or company name	MS V DHARMAR
Contract type name	GDS Contract
Purpose of contract	General
Contract start date	21/05/2012
Contract end date	

16/17 Contracted general activity (UDA)	8,240
Carry forward general activity (UDA)	0
16/17 Contracted orthodontic activity (UOA)	0
Carry forward orthodontic activity (UOA)	0
Baseline contract value	£162,279.79

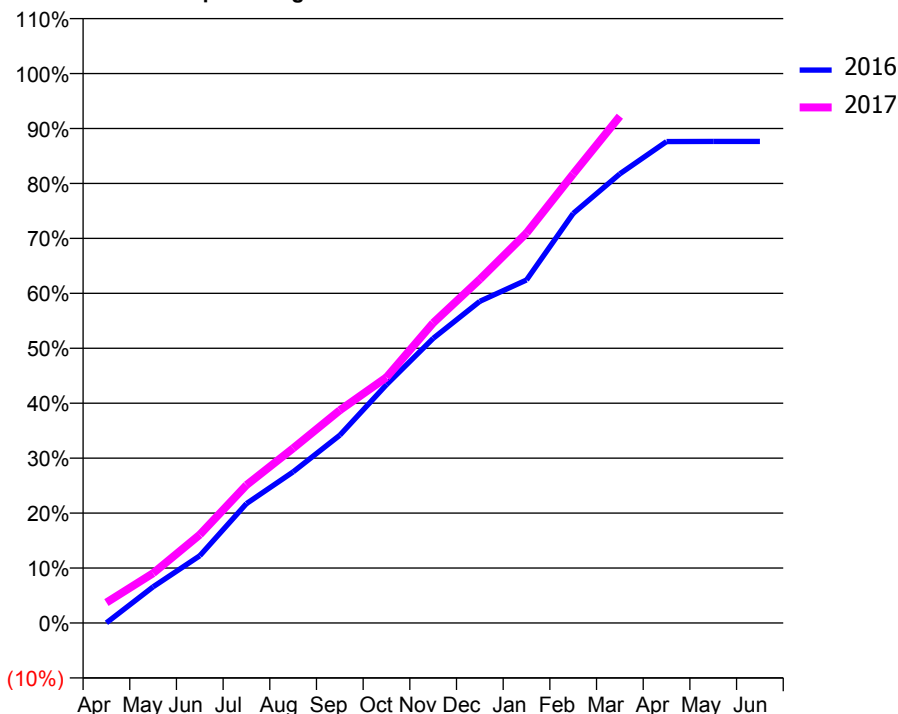
ACCESS*

Patients seen in 24 months	Total	Change since previous quarter
Quarter ending March 2016	2,152	
Quarter ending June 2016	2,131	→
Quarter ending September 2016	2,116	→
Quarter ending December 2016	2,152	→
Quarter ending March 2017	2,209	↑
Variance since March 2016	2.6%	↑



ACTIVITY

Cumulative percentage of contracted UDA delivered 2016 & 2017



Month	Adjusted Scheduled Activity (UDA)	
	2016	2017
April	3	306
May	542	747
June	1,008	1,325
July	1,791	2,068
August	2,266	2,621
September	2,816	3,190
October	3,574	3,685
November	4,268	4,499
December	4,823	5,155
January	5,144	5,849
February	6,143	6,734
March	6,737	7,600
April	7,219	
May	7,222	
June	7,222	

QUALITY

	Quantity	Base Number	Contract	AT	Region	England
% of FP17s for the same patient ID Re-attending within 3 months - Children	47	808	5.8%	11.4%	13.3%	12.3%
% of FP17s for the same patient ID Re-attending within 3 months - Adults	456	3,587	12.7%	15.5%	17.3%	16.7%
% of FP17s for the same patient ID Re-attending between 3 & 9 months - Children	579	808	71.7%	59.5%	58.9%	57.6%
% of FP17s for the same patient ID Re-attending between 3 & 9 months - Adults	2,694	3,587	75.1%	54.0%	52.2%	50.1%
% of FP17s for Band 1 Urgent Courses	164	4,107	4.0%	8.8%	9.2%	9.1%
% of FP17s Relating to Free Repair or Replacements	39	4,107	0.9%	0.9%	1.0%	0.8%
% of FP17s Relating to Continuations	50	4,107	1.2%	1.3%	1.4%	1.2%
% of Patients satisfied with the dentistry they have received	6	6	N/A	92.4%	93.1%	92.8%
% of Patients satisfied with the time they had to wait for an appointment	6	6	N/A	87.6%	89.5%	88.7%

* This is based on patients treated on this contract for their most recent course of treatment. Figures in italics indicate the base number of FP17s or Patient Questionnaire responses are less than 100. N/A is shown where the base number of responses is less than 10 during the period. % is calculated as Quantity/Base number*100

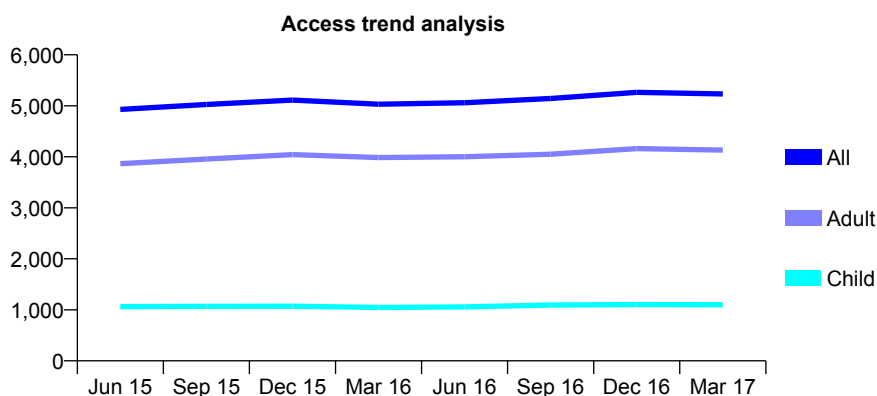
Q52 - Vital Signs At a Glance Contract Report for 358789/0001 - March 2017

Name or company name	MR BS PANESAR
Contract type name	GDS Contract
Purpose of contract	General
Contract start date	01/01/2014
Contract end date	

16/17 Contracted general activity (UDA)	17,078
Carry forward general activity (UDA)	267
16/17 Contracted orthodontic activity (UOA)	0
Carry forward orthodontic activity (UOA)	0
Baseline contract value	£461,807.61

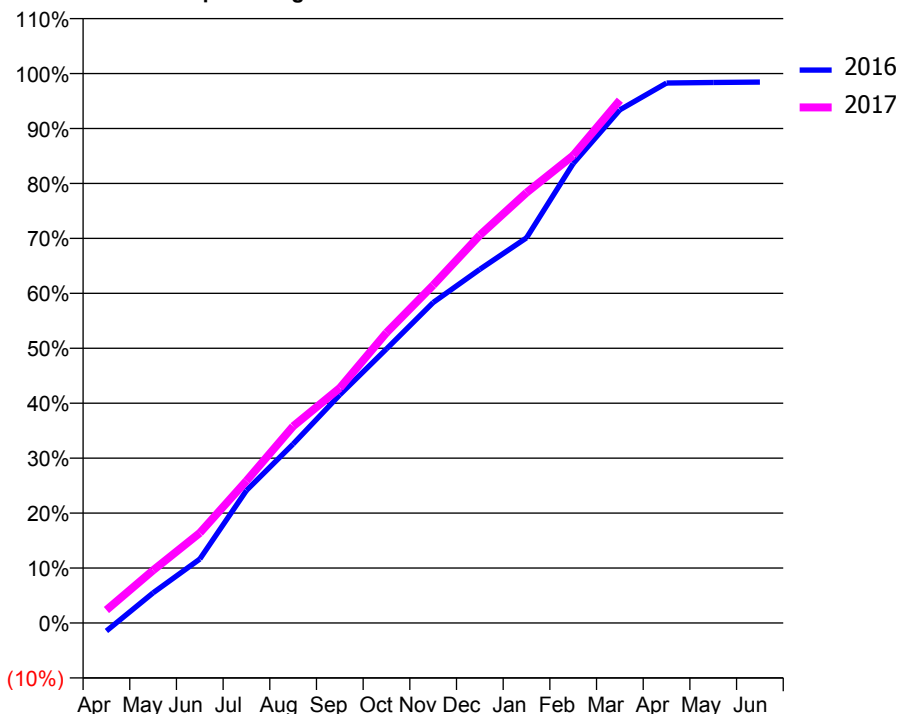
ACCESS*

Patients seen in 24 months	Total	Change since previous quarter
Quarter ending March 2016	5,031	
Quarter ending June 2016	5,059	→
Quarter ending September 2016	5,145	→
Quarter ending December 2016	5,263	↑
Quarter ending March 2017	5,233	→
Variance since March 2016	4.0%	↑



ACTIVITY

Cumulative percentage of contracted UDA delivered 2016 & 2017



Month	Adjusted Scheduled Activity (UDA)	
	2016	2017
April	-252	402
May	940	1,637
June	1,987	2,799
July	4,121	4,420
August	5,564	6,114
September	7,092	7,304
October	8,520	9,023
November	9,962	10,500
December	10,991	12,053
January	11,971	13,375
February	14,280	14,532
March	15,948	16,249
April	16,783	
May	16,798	
June	16,811	

QUALITY

	Quantity	Base Number	Contract	AT	Region	England
% of FP17s for the same patient ID Re-attending within 3 months - Children	111	1,674	6.6%	11.4%	13.3%	12.3%
% of FP17s for the same patient ID Re-attending within 3 months - Adults	1,078	6,685	16.1%	15.5%	17.3%	16.7%
% of FP17s for the same patient ID Re-attending between 3 & 9 months - Children	973	1,674	58.1%	59.5%	58.9%	57.6%
% of FP17s for the same patient ID Re-attending between 3 & 9 months - Adults	3,998	6,685	59.8%	54.0%	52.2%	50.1%
% of FP17s for Band 1 Urgent Courses	551	8,045	6.8%	8.8%	9.2%	9.1%
% of FP17s Relating to Free Repair or Replacements	76	8,045	0.9%	0.9%	1.0%	0.8%
% of FP17s Relating to Continuations	167	8,045	2.1%	1.3%	1.4%	1.2%
% of Patients satisfied with the dentistry they have received	10	12	83.3%	92.4%	93.1%	92.8%
% of Patients satisfied with the time they had to wait for an appointment	10	12	83.3%	87.6%	89.5%	88.7%

* This is based on patients treated on this contract for their most recent course of treatment. Figures in italics indicate the base number of FP17s or Patient Questionnaire responses are less than 100. N/A is shown where the base number of responses is less than 10 during the period. % is calculated as Quantity/Base number*100

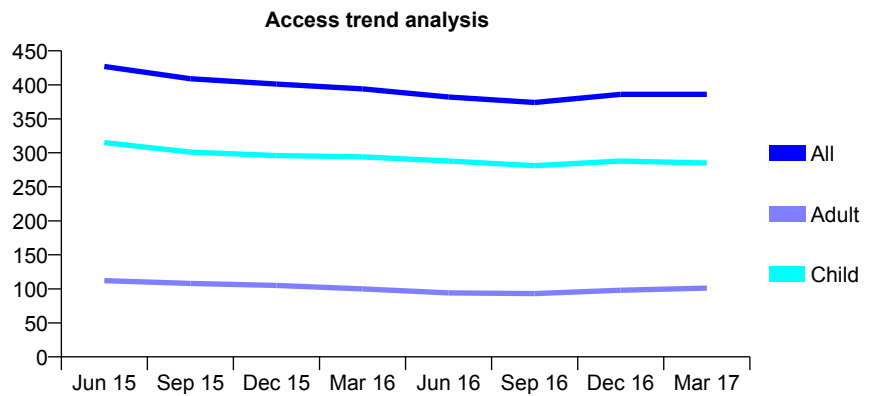
Q52 - Vital Signs At a Glance Contract Report for 359548/0002 - March 2017

Name or company name	MR CW TAYLOR
Contract type name	GDS Contract
Purpose of contract	General
Contract start date	01/12/2012
Contract end date	

16/17 Contracted general activity (UDA)	1,096
Carry forward general activity (UDA)	0
16/17 Contracted orthodontic activity (UOA)	0
Carry forward orthodontic activity (UOA)	0
Baseline contract value	£30,467.62

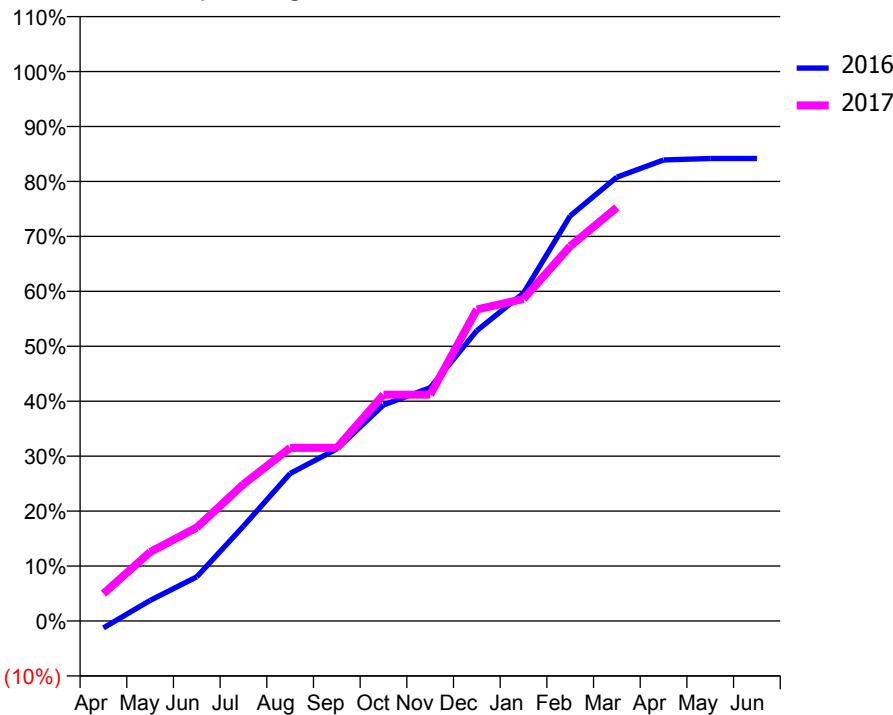
ACCESS*

Patients seen in 24 months	Total	Change since previous quarter
Quarter ending March 2016	394	
Quarter ending June 2016	382	↓
Quarter ending September 2016	374	↓
Quarter ending December 2016	386	↑
Quarter ending March 2017	386	→
Variance since March 2016	(2.0%)	↓



ACTIVITY

Cumulative percentage of contracted UDA delivered 2016 & 2017



Month	Adjusted Scheduled Activity (UDA)	
	2016	2017
April	-14	55
May	41	138
June	88	187
July	189	273
August	294	345
September	343	345
October	431	452
November	465	452
December	579	621
January	654	642
February	808	748
March	885	825
April	920	
May	923	
June	923	

QUALITY

	Quantity	Base Number	Contract	AT	Region	England
% of FP17s for the same patient ID Re-attending within 3 months - Children	49	500	9.8%	11.4%	13.3%	12.3%
% of FP17s for the same patient ID Re-attending within 3 months - Adults	27	115	23.5%	15.5%	17.3%	16.7%
% of FP17s for the same patient ID Re-attending between 3 & 9 months - Children	339	500	67.8%	59.5%	58.9%	57.6%
% of FP17s for the same patient ID Re-attending between 3 & 9 months - Adults	68	115	59.1%	54.0%	52.2%	50.1%
% of FP17s for Band 1 Urgent Courses	14	581	2.4%	8.8%	9.2%	9.1%
% of FP17s Relating to Free Repair or Replacements	1	581	0.2%	0.9%	1.0%	0.8%
% of FP17s Relating to Continuations	15	581	2.6%	1.3%	1.4%	1.2%
% of Patients satisfied with the dentistry they have received	0	0	N/A	92.4%	93.1%	92.8%
% of Patients satisfied with the time they had to wait for an appointment	0	0	N/A	87.6%	89.5%	88.7%

* This is based on patients treated on this contract for their most recent course of treatment. Figures in italics indicate the base number of FP17s or Patient Questionnaire responses are less than 100. N/A is shown where the base number of responses is less than 10 during the period. % is calculated as Quantity/Base number*100

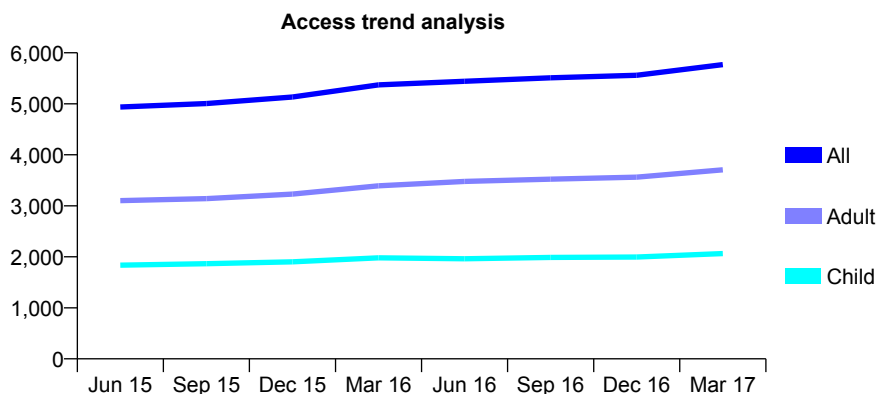
Q52 - Vital Signs At a Glance Contract Report for 366307/0001 - March 2017

Name or company name	MR GR JONES
Contract type name	GDS Contract
Purpose of contract	General
Contract start date	01/11/2007
Contract end date	

16/17 Contracted general activity (UDA)	14,014
Carry forward general activity (UDA)	-280
16/17 Contracted orthodontic activity (UOA)	0
Carry forward orthodontic activity (UOA)	0
Baseline contract value	£426,498.65

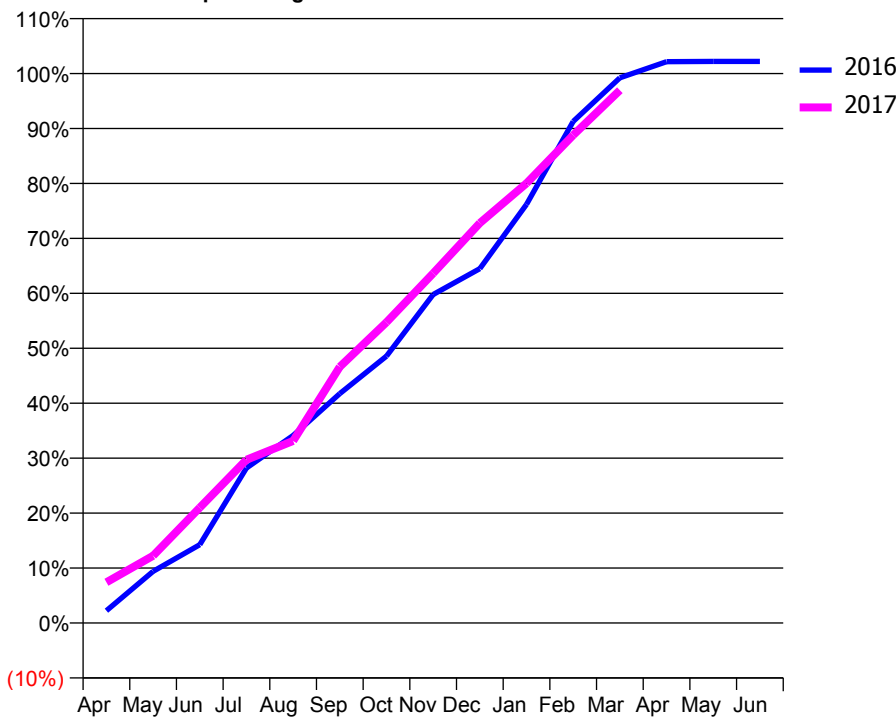
ACCESS*

Patients seen in 24 months	Total	Change since previous quarter
Quarter ending March 2016	5,372	
Quarter ending June 2016	5,442	→
Quarter ending September 2016	5,509	→
Quarter ending December 2016	5,559	→
Quarter ending March 2017	5,769	↑
Variance since March 2016	7.4%	↑



ACTIVITY

Cumulative percentage of contracted UDA delivered 2016 & 2017



Month	Adjusted Scheduled Activity (UDA)	
	2016	2017
April	314	1,039
May	1,319	1,716
June	1,997	2,945
July	3,955	4,166
August	4,783	4,643
September	5,851	6,534
October	6,805	7,670
November	8,378	8,918
December	9,037	10,202
January	10,677	11,214
February	12,791	12,443
March	13,905	13,586
April	14,317	
May	14,323	
June	14,324	

QUALITY

	Quantity	Base Number	Contract	AT	Region	England
% of FP17s for the same patient ID Re-attending within 3 months - Children	271	3,142	8.6%	11.4%	13.3%	12.3%
% of FP17s for the same patient ID Re-attending within 3 months - Adults	772	5,454	14.2%	15.5%	17.3%	16.7%
% of FP17s for the same patient ID Re-attending between 3 & 9 months - Children	2,051	3,142	65.3%	59.5%	58.9%	57.6%
% of FP17s for the same patient ID Re-attending between 3 & 9 months - Adults	3,326	5,454	61.0%	54.0%	52.2%	50.1%
% of FP17s for Band 1 Urgent Courses	502	7,213	7.0%	8.8%	9.2%	9.1%
% of FP17s Relating to Free Repair or Replacements	60	7,213	0.8%	0.9%	1.0%	0.8%
% of FP17s Relating to Continuations	38	7,213	0.5%	1.3%	1.4%	1.2%
% of Patients satisfied with the dentistry they have received	3	3	N/A	92.4%	93.1%	92.8%
% of Patients satisfied with the time they had to wait for an appointment	3	3	N/A	87.6%	89.5%	88.7%

* This is based on patients treated on this contract for their most recent course of treatment. Figures in italics indicate the base number of FP17s or Patient Questionnaire responses are less than 100. N/A is shown where the base number of responses is less than 10 during the period. % is calculated as Quantity/Base number*100

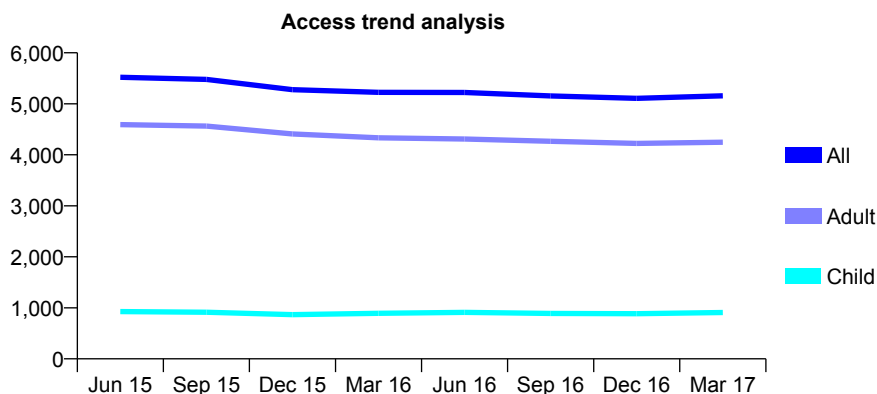
Q52 - Vital Signs At a Glance Contract Report for 367869/0001 - March 2017

Name or company name	MR T RAHMAN
Contract type name	GDS Contract
Purpose of contract	General
Contract start date	10/09/2013
Contract end date	

16/17 Contracted general activity (UDA)	20,660
Carry forward general activity (UDA)	0
16/17 Contracted orthodontic activity (UOA)	0
Carry forward orthodontic activity (UOA)	0
Baseline contract value	£465,296.18

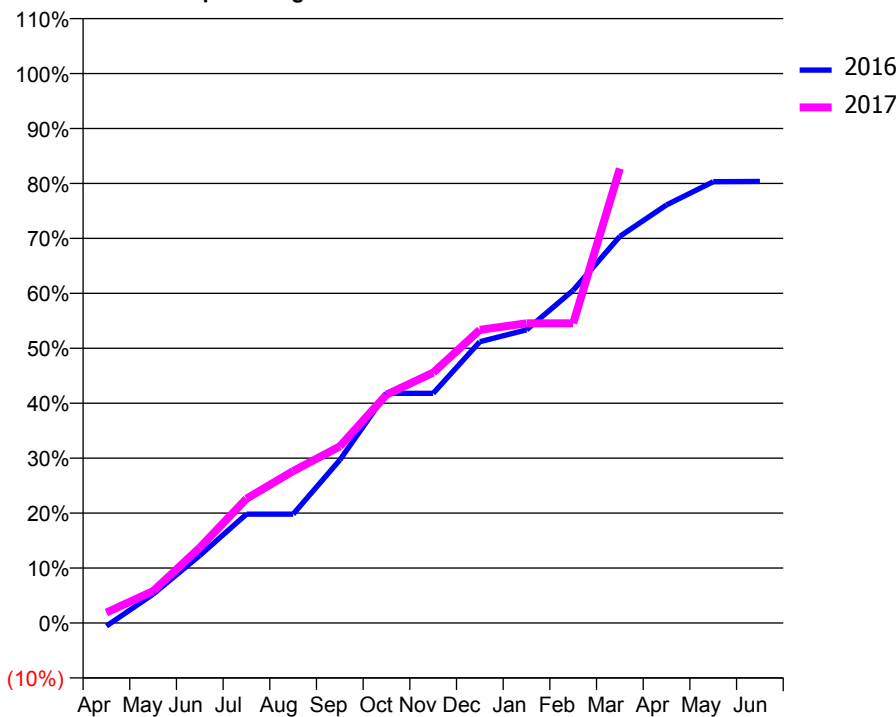
ACCESS*

Patients seen in 24 months	Total	Change since previous quarter
Quarter ending March 2016	5,226	
Quarter ending June 2016	5,221	→
Quarter ending September 2016	5,155	↓
Quarter ending December 2016	5,107	→
Quarter ending March 2017	5,157	→
Variance since March 2016	(1.3%)	↓



ACTIVITY

Cumulative percentage of contracted UDA delivered 2016 & 2017



Month	Adjusted Scheduled Activity (UDA)	
	2016	2017
April	-120	394
May	1,084	1,203
June	2,539	2,834
July	4,094	4,676
August	4,094	5,712
September	6,128	6,638
October	8,635	8,584
November	8,635	9,414
December	10,576	11,023
January	11,021	11,270
February	12,511	11,270
March	14,536	17,087
April	15,720	
May	16,592	
June	16,602	

QUALITY

	Quantity	Base Number	Contract	AT	Region	England
% of FP17s for the same patient ID Re-attending within 3 months - Children	104	1,468	7.1%	11.4%	13.3%	12.3%
% of FP17s for the same patient ID Re-attending within 3 months - Adults	843	6,579	12.8%	15.5%	17.3%	16.7%
% of FP17s for the same patient ID Re-attending between 3 & 9 months - Children	866	1,468	59.0%	59.5%	58.9%	57.6%
% of FP17s for the same patient ID Re-attending between 3 & 9 months - Adults	3,842	6,579	58.4%	54.0%	52.2%	50.1%
% of FP17s for Band 1 Urgent Courses	532	7,242	7.3%	8.8%	9.2%	9.1%
% of FP17s Relating to Free Repair or Replacements	24	7,242	0.3%	0.9%	1.0%	0.8%
% of FP17s Relating to Continuations	40	7,242	0.6%	1.3%	1.4%	1.2%
% of Patients satisfied with the dentistry they have received	11	11	100.0%	92.4%	93.1%	92.8%
% of Patients satisfied with the time they had to wait for an appointment	11	11	100.0%	87.6%	89.5%	88.7%

* This is based on patients treated on this contract for their most recent course of treatment. Figures in italics indicate the base number of FP17s or Patient Questionnaire responses are less than 100. N/A is shown where the base number of responses is less than 10 during the period. % is calculated as Quantity/Base number*100

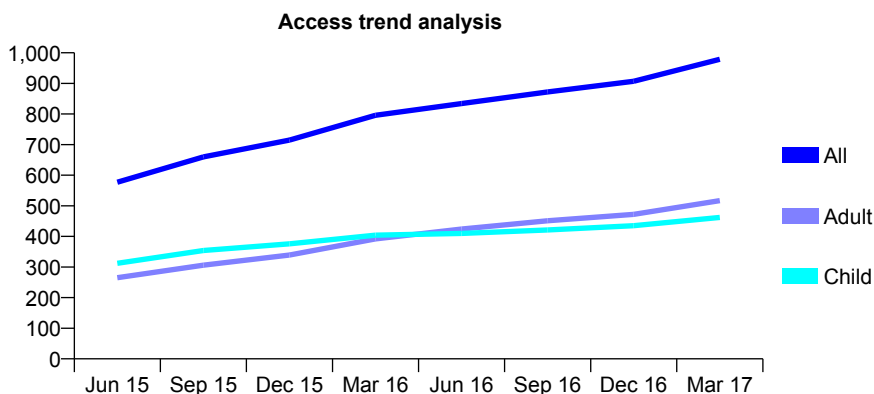
Q52 - Vital Signs At a Glance Contract Report for 367893/0001 - March 2017

Name or company name	MRS KM PUNIA
Contract type name	GDS Contract
Purpose of contract	General
Contract start date	01/12/2014
Contract end date	

16/17 Contracted general activity (UDA)	3,000
Carry forward general activity (UDA)	28
16/17 Contracted orthodontic activity (UOA)	0
Carry forward orthodontic activity (UOA)	0
Baseline contract value	£86,541.19

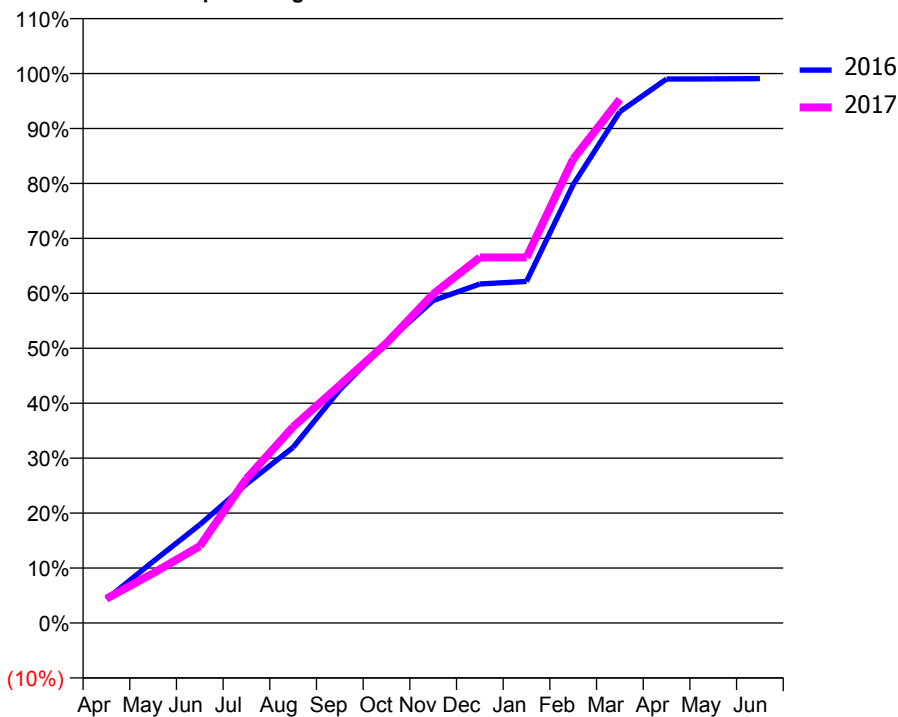
ACCESS*

Patients seen in 24 months	Total	Change since previous quarter
Quarter ending March 2016	796	
Quarter ending June 2016	834	↑
Quarter ending September 2016	872	↑
Quarter ending December 2016	907	↑
Quarter ending March 2017	979	↑
Variance since March 2016	23.0%	↑



ACTIVITY

Cumulative percentage of contracted UDA delivered 2016 & 2017



Month	Adjusted Scheduled Activity (UDA)	
	2016	2017
April	130	133
May	336	272
June	537	420
July	759	788
August	959	1,071
September	1,274	1,298
October	1,532	1,529
November	1,761	1,796
December	1,851	1,996
January	1,865	1,996
February	2,393	2,533
March	2,792	2,859
April	2,970	
May	2,971	
June	2,972	

QUALITY

	Quantity	Base Number	Contract	AT	Region	England
% of FP17s for the same patient ID Re-attending within 3 months - Children	47	701	6.7%	11.4%	13.3%	12.3%
% of FP17s for the same patient ID Re-attending within 3 months - Adults	145	769	18.9%	15.5%	17.3%	16.7%
% of FP17s for the same patient ID Re-attending between 3 & 9 months - Children	432	701	61.6%	59.5%	58.9%	57.6%
% of FP17s for the same patient ID Re-attending between 3 & 9 months - Adults	415	769	54.0%	54.0%	52.2%	50.1%
% of FP17s for Band 1 Urgent Courses	70	1,391	5.0%	8.8%	9.2%	9.1%
% of FP17s Relating to Free Repair or Replacements	4	1,391	0.3%	0.9%	1.0%	0.8%
% of FP17s Relating to Continuations	10	1,391	0.7%	1.3%	1.4%	1.2%
% of Patients satisfied with the dentistry they have received	1	1	N/A	92.4%	93.1%	92.8%
% of Patients satisfied with the time they had to wait for an appointment	1	1	N/A	87.6%	89.5%	88.7%

* This is based on patients treated on this contract for their most recent course of treatment. Figures in italics indicate the base number of FP17s or Patient Questionnaire responses are less than 100. N/A is shown where the base number of responses is less than 10 during the period. % is calculated as Quantity/Base number*100

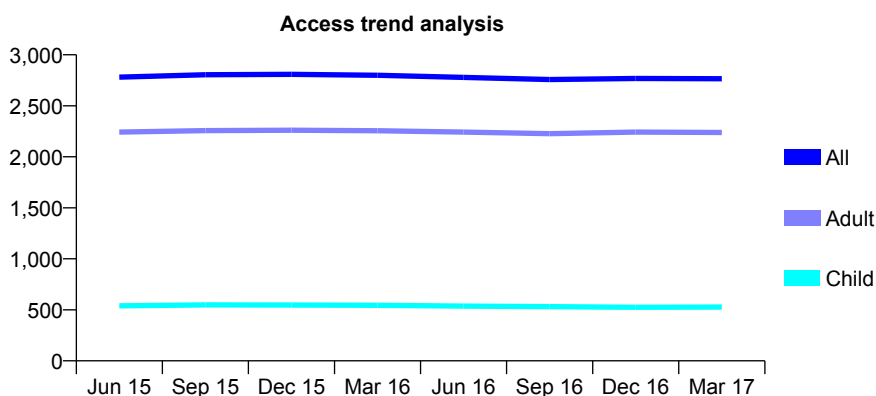
Q52 - Vital Signs At a Glance Contract Report for 560758/0001 - March 2017

Name or company name	MRS MA O'SULLIVAN
Contract type name	GDS Contract
Purpose of contract	General
Contract start date	01/04/2006
Contract end date	

16/17 Contracted general activity (UDA)	6,350
Carry forward general activity (UDA)	108
16/17 Contracted orthodontic activity (UOA)	0
Carry forward orthodontic activity (UOA)	0
Baseline contract value	£170,200.08

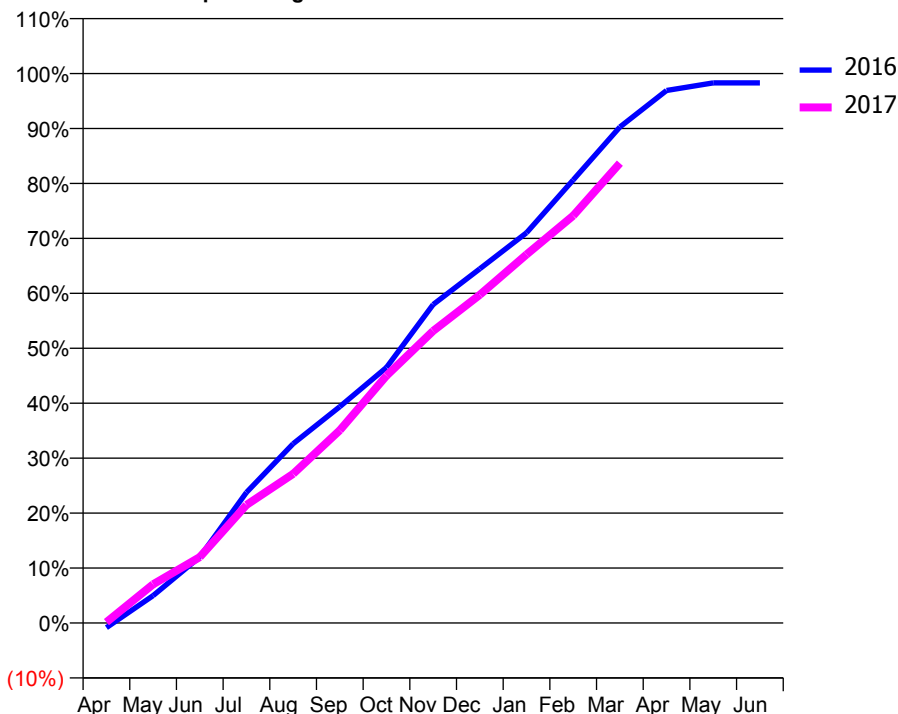
ACCESS*

Patients seen in 24 months	Total	Change since previous quarter
Quarter ending March 2016	2,799	
Quarter ending June 2016	2,779	→
Quarter ending September 2016	2,758	→
Quarter ending December 2016	2,768	→
Quarter ending March 2017	2,766	→
Variance since March 2016	(1.2%)	↓



ACTIVITY

Cumulative percentage of contracted UDA delivered 2016 & 2017



Month	Adjusted Scheduled Activity (UDA)	
	2016	2017
April	-54	10
May	316	447
June	763	762
July	1,510	1,364
August	2,071	1,724
September	2,500	2,227
October	2,954	2,857
November	3,680	3,375
December	4,093	3,793
January	4,510	4,259
February	5,120	4,707
March	5,731	5,314
April	6,154	
May	6,242	
June	6,242	

QUALITY

	Quantity	Base Number	Contract	AT	Region	England
% of FP17s for the same patient ID Re-attending within 3 months - Children	56	741	7.6%	11.4%	13.3%	12.3%
% of FP17s for the same patient ID Re-attending within 3 months - Adults	524	2,833	18.5%	15.5%	17.3%	16.7%
% of FP17s for the same patient ID Re-attending between 3 & 9 months - Children	416	741	56.1%	59.5%	58.9%	57.6%
% of FP17s for the same patient ID Re-attending between 3 & 9 months - Adults	1,167	2,833	41.2%	54.0%	52.2%	50.1%
% of FP17s for Band 1 Urgent Courses	486	3,320	14.6%	8.8%	9.2%	9.1%
% of FP17s Relating to Free Repair or Replacements	21	3,320	0.6%	0.9%	1.0%	0.8%
% of FP17s Relating to Continuations	59	3,320	1.8%	1.3%	1.4%	1.2%
% of Patients satisfied with the dentistry they have received	3	3	N/A	92.4%	93.1%	92.8%
% of Patients satisfied with the time they had to wait for an appointment	3	3	N/A	87.6%	89.5%	88.7%

* This is based on patients treated on this contract for their most recent course of treatment. Figures in italics indicate the base number of FP17s or Patient Questionnaire responses are less than 100. N/A is shown where the base number of responses is less than 10 during the period. % is calculated as Quantity/Base number*100

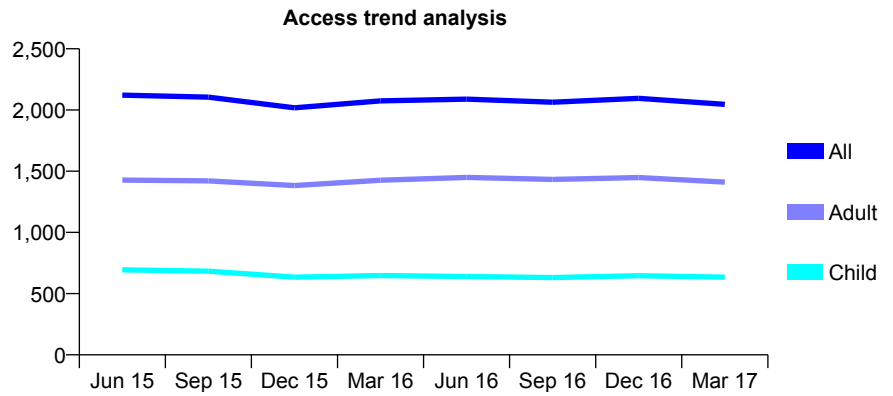
Q52 - Vital Signs At a Glance Contract Report for 569712/0001 - March 2017

Name or company name	MR NM SYKES
Contract type name	GDS Contract
Purpose of contract	General
Contract start date	01/04/2006
Contract end date	

16/17 Contracted general activity (UDA)	7,500
Carry forward general activity (UDA)	0
16/17 Contracted orthodontic activity (UOA)	0
Carry forward orthodontic activity (UOA)	0
Baseline contract value	£224,400.63

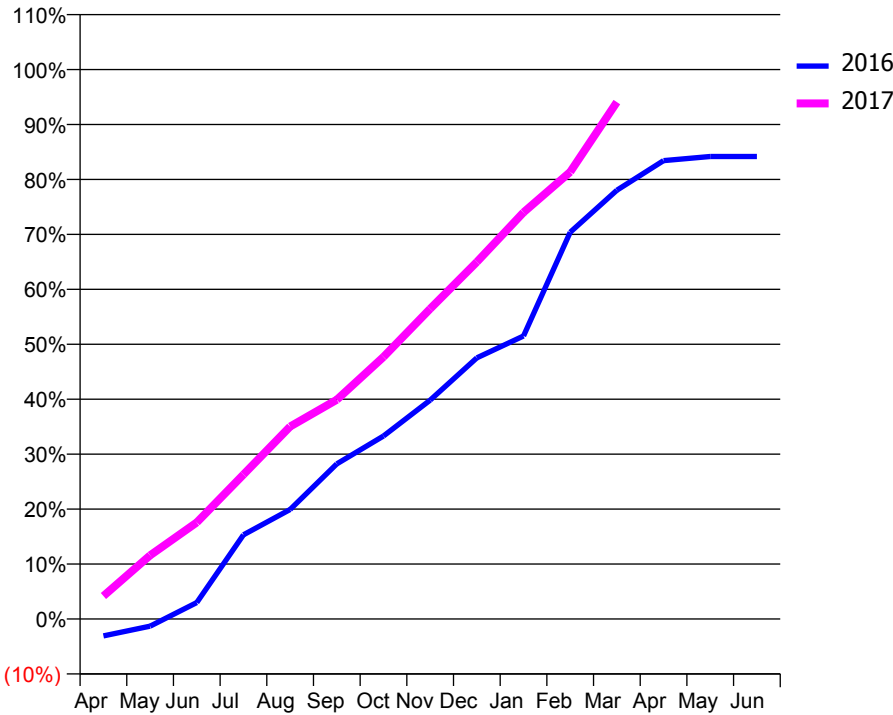
ACCESS*

Patients seen in 24 months	Total	Change since previous quarter
Quarter ending March 2016	2,075	
Quarter ending June 2016	2,089	→
Quarter ending September 2016	2,064	↓
Quarter ending December 2016	2,095	→
Quarter ending March 2017	2,046	↓
Variance since March 2016	(1.4%)	↓



ACTIVITY

Cumulative percentage of contracted UDA delivered 2016 & 2017



Month	Adjusted Scheduled Activity (UDA)	
	2016	2017
April	-232	314
May	-99	869
June	225	1,319
July	1,149	1,971
August	1,494	2,628
September	2,117	2,994
October	2,498	3,578
November	2,988	4,234
December	3,564	4,873
January	3,864	5,551
February	5,279	6,102
March	5,853	7,056
April	6,256	
May	6,312	
June	6,312	

QUALITY

	Quantity	Base Number	Contract	AT	Region	England
% of FP17s for the same patient ID Re-attending within 3 months - Children	136	1,084	12.5%	11.4%	13.3%	12.3%
% of FP17s for the same patient ID Re-attending within 3 months - Adults	496	2,135	23.2%	15.5%	17.3%	16.7%
% of FP17s for the same patient ID Re-attending between 3 & 9 months - Children	616	1,084	56.8%	59.5%	58.9%	57.6%
% of FP17s for the same patient ID Re-attending between 3 & 9 months - Adults	944	2,135	44.2%	54.0%	52.2%	50.1%
% of FP17s for Band 1 Urgent Courses	124	2,953	4.2%	8.8%	9.2%	9.1%
% of FP17s Relating to Free Repair or Replacements	65	2,953	2.2%	0.9%	1.0%	0.8%
% of FP17s Relating to Continuations	1	2,953	0.0%	1.3%	1.4%	1.2%
% of Patients satisfied with the dentistry they have received	7	7	N/A	92.4%	93.1%	92.8%
% of Patients satisfied with the time they had to wait for an appointment	7	7	N/A	87.6%	89.5%	88.7%

* This is based on patients treated on this contract for their most recent course of treatment. Figures in italics indicate the base number of FP17s or Patient Questionnaire responses are less than 100. N/A is shown where the base number of responses is less than 10 during the period. % is calculated as Quantity/Base number*100

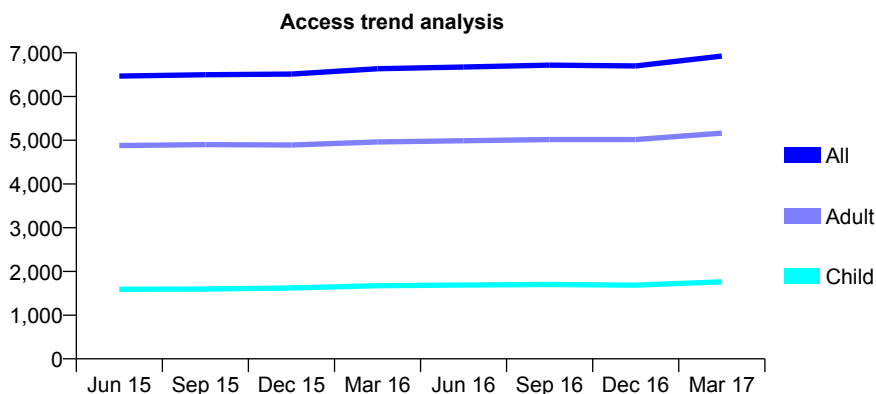
Q52 - Vital Signs At a Glance Contract Report for 575208/0002 - March 2017

Name or company name	MRS JC O'SULLIVAN
Contract type name	GDS Contract
Purpose of contract	General
Contract start date	01/04/2008
Contract end date	

16/17 Contracted general activity (UDA)	18,414
Carry forward general activity (UDA)	51
16/17 Contracted orthodontic activity (UOA)	0
Carry forward orthodontic activity (UOA)	0
Baseline contract value	£651,700.63

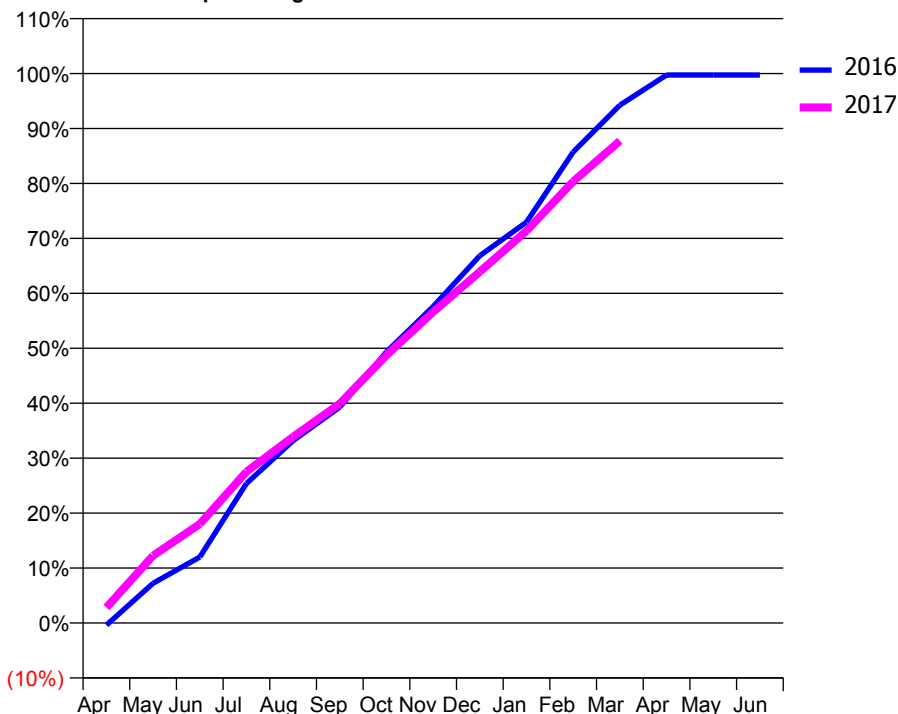
ACCESS*

Patients seen in 24 months	Total	Change since previous quarter
Quarter ending March 2016	6,635	
Quarter ending June 2016	6,674	→
Quarter ending September 2016	6,717	→
Quarter ending December 2016	6,700	→
Quarter ending March 2017	6,924	↑
Variance since March 2016	4.4%	↑



ACTIVITY

Cumulative percentage of contracted UDA delivered 2016 & 2017



Month	Adjusted Scheduled Activity (UDA)	
	2016	2017
April	-74	521
May	1,332	2,260
June	2,208	3,317
July	4,677	5,072
August	6,112	6,239
September	7,238	7,355
October	9,085	8,976
November	10,608	10,424
December	12,307	11,772
January	13,437	13,142
February	15,787	14,798
March	17,352	16,155
April	18,363	
May	18,363	
June	18,363	

QUALITY

	Quantity	Base Number	Contract	AT	Region	England
% of FP17s for the same patient ID Re-attending within 3 months - Children	163	2,555	6.4%	11.4%	13.3%	12.3%
% of FP17s for the same patient ID Re-attending within 3 months - Adults	1,276	7,876	16.2%	15.5%	17.3%	16.7%
% of FP17s for the same patient ID Re-attending between 3 & 9 months - Children	1,642	2,555	64.3%	59.5%	58.9%	57.6%
% of FP17s for the same patient ID Re-attending between 3 & 9 months - Adults	4,926	7,876	62.5%	54.0%	52.2%	50.1%
% of FP17s for Band 1 Urgent Courses	761	9,225	8.2%	8.8%	9.2%	9.1%
% of FP17s Relating to Free Repair or Replacements	79	9,225	0.9%	0.9%	1.0%	0.8%
% of FP17s Relating to Continuations	201	9,225	2.2%	1.3%	1.4%	1.2%
% of Patients satisfied with the dentistry they have received	6	6	N/A	92.4%	93.1%	92.8%
% of Patients satisfied with the time they had to wait for an appointment	6	6	N/A	87.6%	89.5%	88.7%

* This is based on patients treated on this contract for their most recent course of treatment. Figures in italics indicate the base number of FP17s or Patient Questionnaire responses are less than 100. N/A is shown where the base number of responses is less than 10 during the period. % is calculated as Quantity/Base number*100

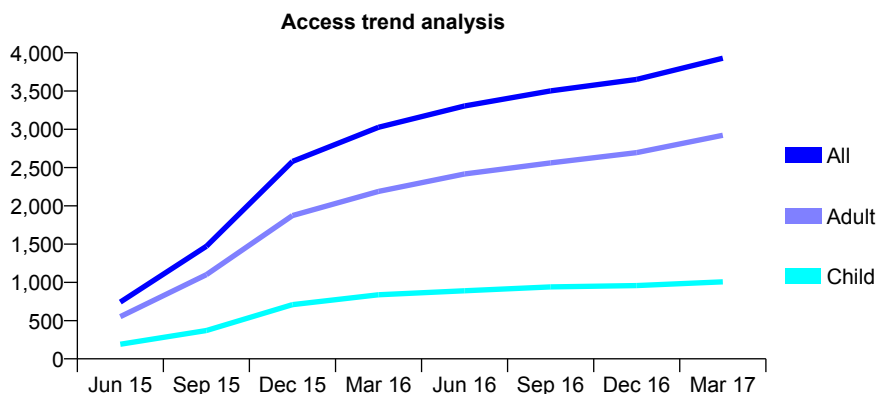
Q52 - Vital Signs At a Glance Contract Report for 606774/0001 - March 2017

Name or company name	MISS LA KIANI
Contract type name	PDS Contract
Purpose of contract	General
Contract start date	21/04/2015
Contract end date	30/04/2017

16/17 Contracted general activity (UDA)	14,896
Carry forward general activity (UDA)	19
16/17 Contracted orthodontic activity (UOA)	0
Carry forward orthodontic activity (UOA)	0
Baseline contract value	£409,847.38

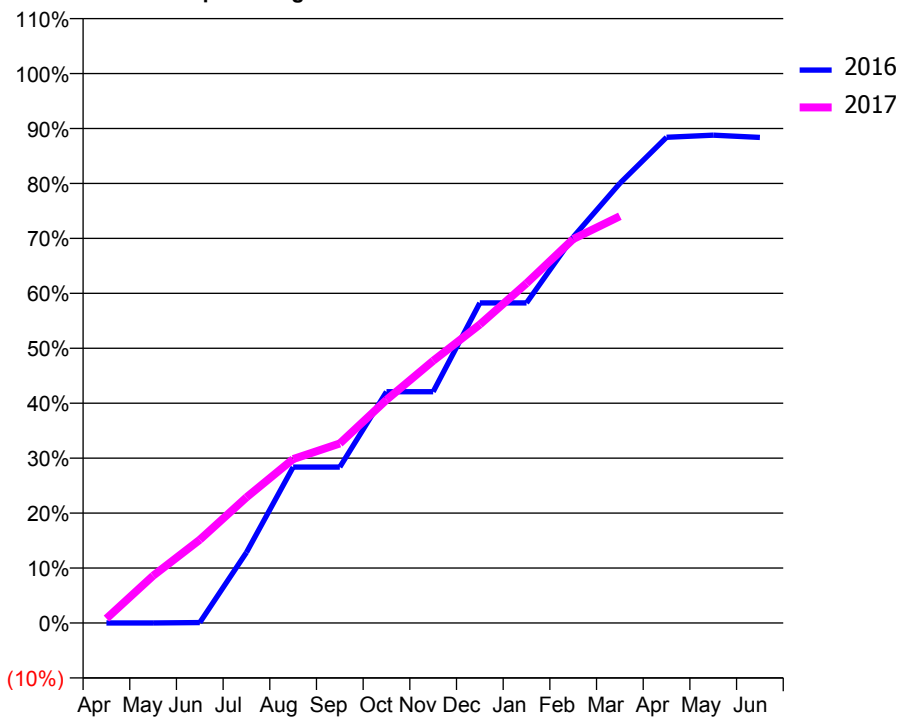
ACCESS*

Patients seen in 24 months	Total	Change since previous quarter
Quarter ending March 2016	3,027	
Quarter ending June 2016	3,305	↑
Quarter ending September 2016	3,502	↑
Quarter ending December 2016	3,653	↑
Quarter ending March 2017	3,929	↑
Variance since March 2016	29.8%	↑



ACTIVITY

Cumulative percentage of contracted UDA delivered 2016 & 2017



Month	Adjusted Scheduled Activity (UDA)	
	2016	2017
April	0	122
May	0	1,280
June	12	2,256
July	1,744	3,407
August	3,851	4,445
September	3,851	4,868
October	5,715	6,051
November	5,715	7,110
December	7,906	8,090
January	7,906	9,209
February	9,535	10,410
March	10,862	11,027
April	11,999	
May	12,053	
June	11,994	

QUALITY

	Quantity	Base Number	Contract	AT	Region	England
% of FP17s for the same patient ID Re-attending within 3 months - Children	50	1,228	4.1%	11.4%	13.3%	12.3%
% of FP17s for the same patient ID Re-attending within 3 months - Adults	480	3,614	13.3%	15.5%	17.3%	16.7%
% of FP17s for the same patient ID Re-attending between 3 & 9 months - Children	585	1,228	47.6%	59.5%	58.9%	57.6%
% of FP17s for the same patient ID Re-attending between 3 & 9 months - Adults	1,823	3,614	50.4%	54.0%	52.2%	50.1%
% of FP17s for Band 1 Urgent Courses	268	4,403	6.1%	8.8%	9.2%	9.1%
% of FP17s Relating to Free Repair or Replacements	52	4,403	1.2%	0.9%	1.0%	0.8%
% of FP17s Relating to Continuations	95	4,403	2.2%	1.3%	1.4%	1.2%
% of Patients satisfied with the dentistry they have received	6	6	N/A	92.4%	93.1%	92.8%
% of Patients satisfied with the time they had to wait for an appointment	6	6	N/A	87.6%	89.5%	88.7%

* This is based on patients treated on this contract for their most recent course of treatment. Figures in italics indicate the base number of FP17s or Patient Questionnaire responses are less than 100. N/A is shown where the base number of responses is less than 10 during the period. % is calculated as Quantity/Base number*100

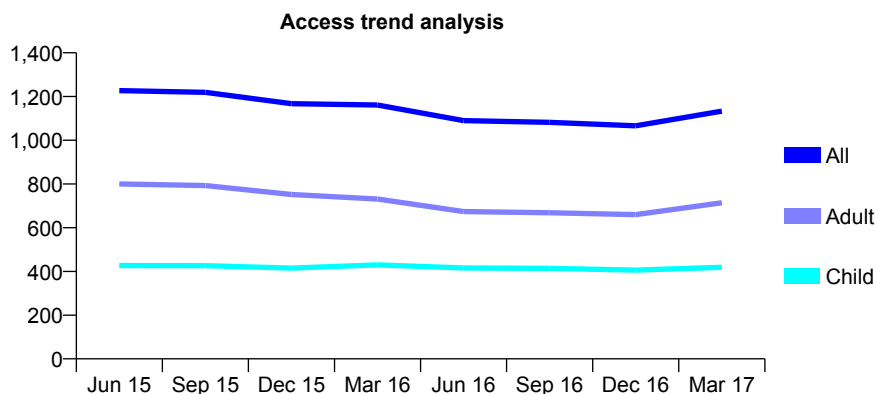
Q52 - Vital Signs At a Glance Contract Report for 623520/0001 - March 2017

Name or company name	MR GS CHANA
Contract type name	GDS Contract
Purpose of contract	General
Contract start date	01/04/2006
Contract end date	

16/17 Contracted general activity (UDA)	4,833
Carry forward general activity (UDA)	-87
16/17 Contracted orthodontic activity (UOA)	0
Carry forward orthodontic activity (UOA)	0
Baseline contract value	£139,498.24

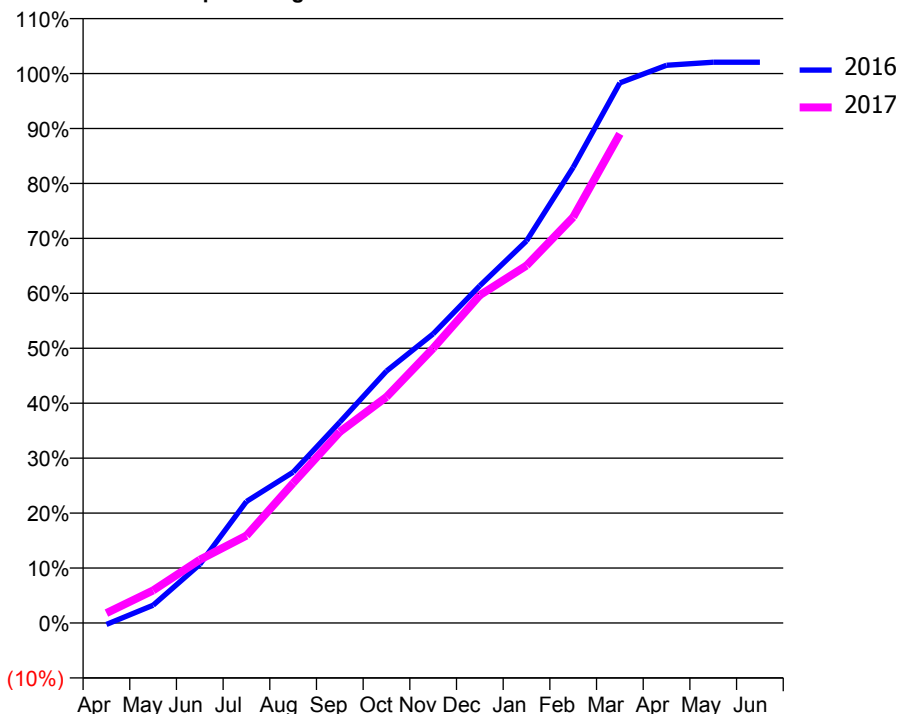
ACCESS*

Patients seen in 24 months	Total	Change since previous quarter
Quarter ending March 2016	1,161	
Quarter ending June 2016	1,090	↓
Quarter ending September 2016	1,082	→
Quarter ending December 2016	1,066	↓
Quarter ending March 2017	1,133	↑
Variance since March 2016	(2.4%)	↓



ACTIVITY

Cumulative percentage of contracted UDA delivered 2016 & 2017



Adjusted Scheduled Activity (UDA)

Month	2016	2017
April	-12	87
May	141	287
June	464	556
July	962	769
August	1,194	1,230
September	1,589	1,681
October	1,993	1,989
November	2,288	2,417
December	2,668	2,884
January	3,023	3,144
February	3,605	3,570
March	4,273	4,303
April	4,412	
May	4,436	
June	4,436	

QUALITY

	Quantity	Base Number	Contract	AT	Region	England
% of FP17s for the same patient ID Re-attending within 3 months - Children	17	457	3.7%	11.4%	13.3%	12.3%
% of FP17s for the same patient ID Re-attending within 3 months - Adults	60	680	8.8%	15.5%	17.3%	16.7%
% of FP17s for the same patient ID Re-attending between 3 & 9 months - Children	167	457	36.5%	59.5%	58.9%	57.6%
% of FP17s for the same patient ID Re-attending between 3 & 9 months - Adults	221	680	32.5%	54.0%	52.2%	50.1%
% of FP17s for Band 1 Urgent Courses	5	1,103	0.5%	8.8%	9.2%	9.1%
% of FP17s Relating to Free Repair or Replacements	0	1,103	0.0%	0.9%	1.0%	0.8%
% of FP17s Relating to Continuations	0	1,103	0.0%	1.3%	1.4%	1.2%
% of Patients satisfied with the dentistry they have received	0	0	N/A	92.4%	93.1%	92.8%
% of Patients satisfied with the time they had to wait for an appointment	0	0	N/A	87.6%	89.5%	88.7%

* This is based on patients treated on this contract for their most recent course of treatment. Figures in italics indicate the base number of FP17s or Patient Questionnaire responses are less than 100. N/A is shown where the base number of responses is less than 10 during the period. % is calculated as Quantity/Base number*100

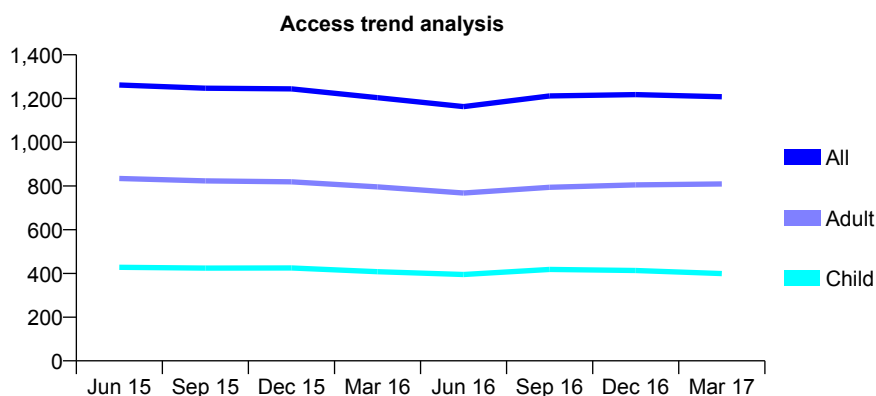
Q52 - Vital Signs At a Glance Contract Report for 623520/0002 - March 2017

Name or company name	MR GS CHANA
Contract type name	GDS Contract
Purpose of contract	General
Contract start date	01/04/2006
Contract end date	

16/17 Contracted general activity (UDA)	4,150
Carry forward general activity (UDA)	-30
16/17 Contracted orthodontic activity (UOA)	0
Carry forward orthodontic activity (UOA)	0
Baseline contract value	£123,118.13

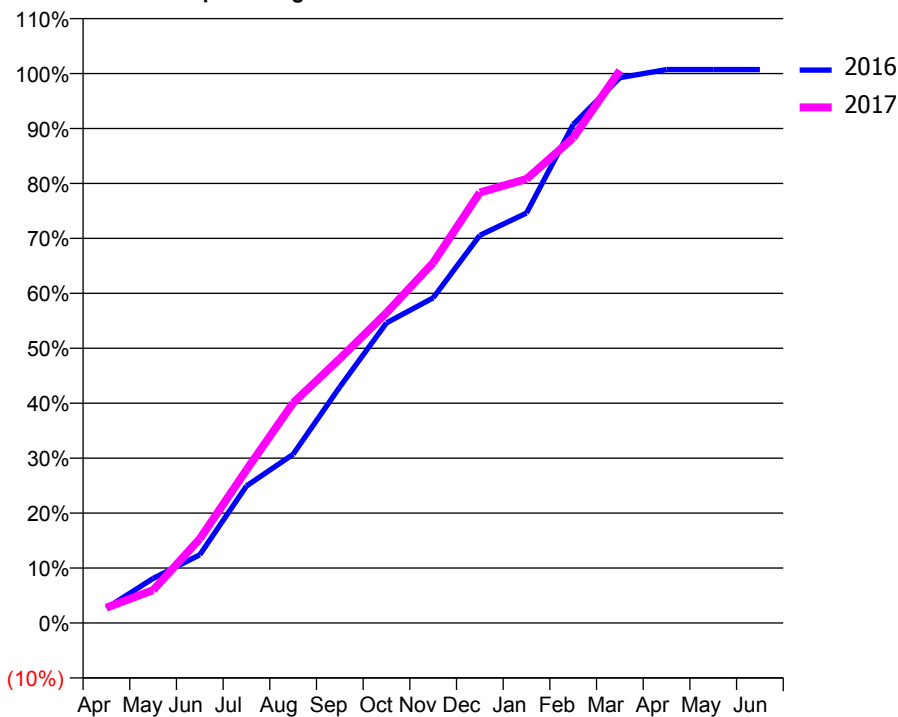
ACCESS*

Patients seen in 24 months	Total	Change since previous quarter
Quarter ending March 2016	1,204	
Quarter ending June 2016	1,163	↓
Quarter ending September 2016	1,212	↑
Quarter ending December 2016	1,218	→
Quarter ending March 2017	1,208	→
Variance since March 2016	0.3%	→



ACTIVITY

Cumulative percentage of contracted UDA delivered 2016 & 2017



Month	Adjusted Scheduled Activity (UDA)	
	2016	2017
April	112	116
May	337	248
June	515	636
July	1,035	1,156
August	1,274	1,662
September	1,783	1,996
October	2,266	2,343
November	2,456	2,720
December	2,928	3,251
January	3,096	3,353
February	3,765	3,664
March	4,119	4,172
April	4,180	
May	4,180	
June	4,180	

QUALITY

	Quantity	Base Number	Contract	AT	Region	England
% of FP17s for the same patient ID Re-attending within 3 months - Children	14	345	4.1%	11.4%	13.3%	12.3%
% of FP17s for the same patient ID Re-attending within 3 months - Adults	27	592	4.6%	15.5%	17.3%	16.7%
% of FP17s for the same patient ID Re-attending between 3 & 9 months - Children	78	345	22.6%	59.5%	58.9%	57.6%
% of FP17s for the same patient ID Re-attending between 3 & 9 months - Adults	105	592	17.7%	54.0%	52.2%	50.1%
% of FP17s for Band 1 Urgent Courses	2	924	0.2%	8.8%	9.2%	9.1%
% of FP17s Relating to Free Repair or Replacements	0	924	0.0%	0.9%	1.0%	0.8%
% of FP17s Relating to Continuations	0	924	0.0%	1.3%	1.4%	1.2%
% of Patients satisfied with the dentistry they have received	2	2	N/A	92.4%	93.1%	92.8%
% of Patients satisfied with the time they had to wait for an appointment	2	2	N/A	87.6%	89.5%	88.7%

* This is based on patients treated on this contract for their most recent course of treatment. Figures in italics indicate the base number of FP17s or Patient Questionnaire responses are less than 100. N/A is shown where the base number of responses is less than 10 during the period. % is calculated as Quantity/Base number*100

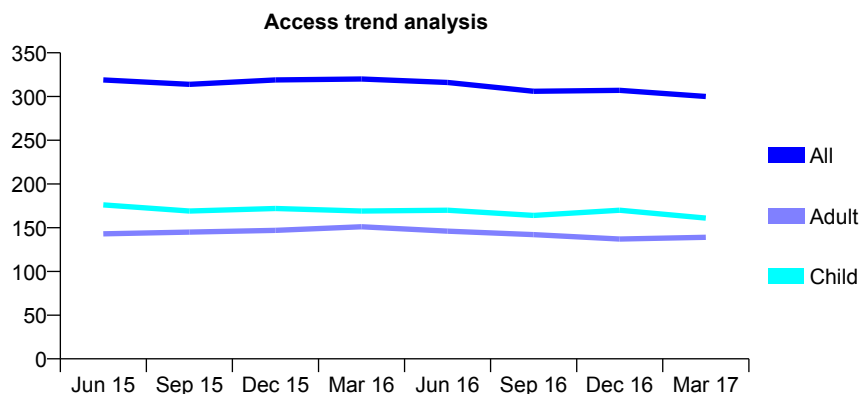
Q52 - Vital Signs At a Glance Contract Report for 631191/0001 - March 2017

Name or company name	MRS MJ MILLINGTON-SMITH
Contract type name	GDS Contract
Purpose of contract	General
Contract start date	01/04/2006
Contract end date	

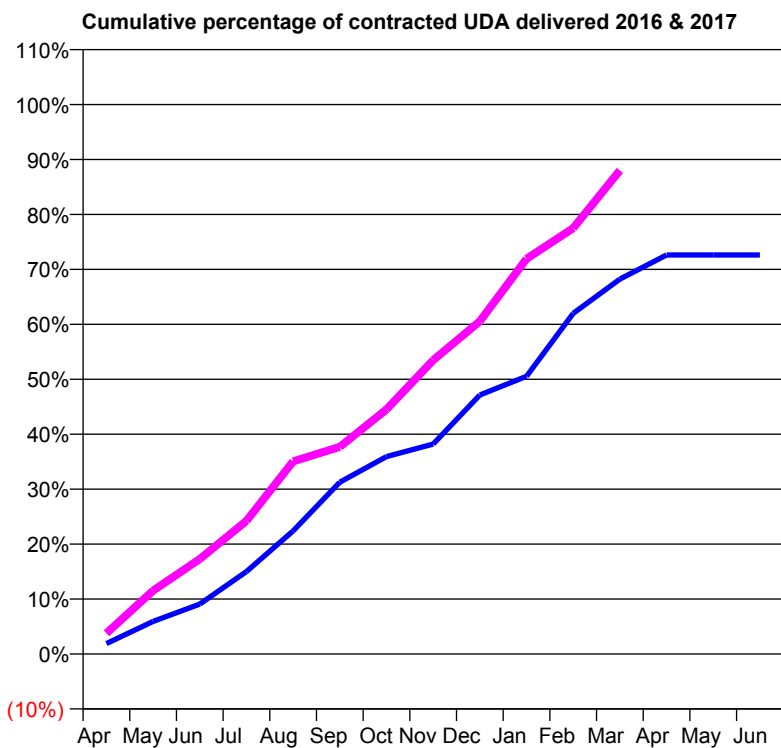
16/17 Contracted general activity (UDA)	850
Carry forward general activity (UDA)	0
16/17 Contracted orthodontic activity (UOA)	0
Carry forward orthodontic activity (UOA)	0
Baseline contract value	£26,214.70

ACCESS*

Patients seen in 24 months	Total	Change since previous quarter
Quarter ending March 2016	320	
Quarter ending June 2016	316	↓
Quarter ending September 2016	306	↓
Quarter ending December 2016	307	→
Quarter ending March 2017	300	↓
Variance since March 2016	(6.3%)	↓



ACTIVITY



Month	Adjusted Scheduled Activity (UDA)	
	2016	2017
April	19	32
May	59	98
June	91	147
July	150	206
August	224	298
September	313	320
October	359	378
November	382	455
December	471	515
January	505	611
February	620	659
March	682	748
April	726	-
May	726	-
June	726	-

QUALITY

	Quantity	Base Number	Contract	AT	Region	England
% of FP17s for the same patient ID Re-attending within 3 months - Children	18	281	6.4%	11.4%	13.3%	12.3%
% of FP17s for the same patient ID Re-attending within 3 months - Adults	33	211	15.6%	15.5%	17.3%	16.7%
% of FP17s for the same patient ID Re-attending between 3 & 9 months - Children	188	281	66.9%	59.5%	58.9%	57.6%
% of FP17s for the same patient ID Re-attending between 3 & 9 months - Adults	133	211	63.0%	54.0%	52.2%	50.1%
% of FP17s for Band 1 Urgent Courses	10	467	2.1%	8.8%	9.2%	9.1%
% of FP17s Relating to Free Repair or Replacements	0	467	0.0%	0.9%	1.0%	0.8%
% of FP17s Relating to Continuations	4	467	0.9%	1.3%	1.4%	1.2%
% of Patients satisfied with the dentistry they have received	1	1	N/A	92.4%	93.1%	92.8%
% of Patients satisfied with the time they had to wait for an appointment	1	1	N/A	87.6%	89.5%	88.7%

* This is based on patients treated on this contract for their most recent course of treatment. Figures in italics indicate the base number of FP17s or Patient Questionnaire responses are less than 100. N/A is shown where the base number of responses is less than 10 during the period. % is calculated as Quantity/Base number*100

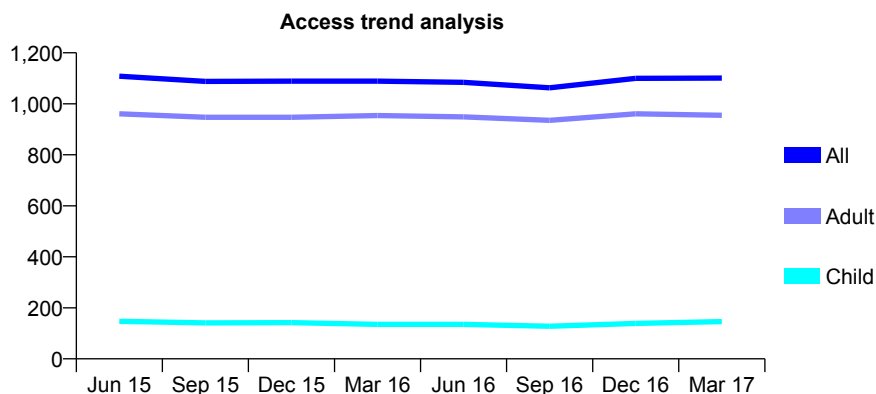
Q52 - Vital Signs At a Glance Contract Report for 631507/0001 - March 2017

Name or company name	MR JC RAYNER
Contract type name	GDS Contract
Purpose of contract	General
Contract start date	01/04/2006
Contract end date	

16/17 Contracted general activity (UDA)	2,718
Carry forward general activity (UDA)	102
16/17 Contracted orthodontic activity (UOA)	0
Carry forward orthodontic activity (UOA)	0
Baseline contract value	£53,636.99

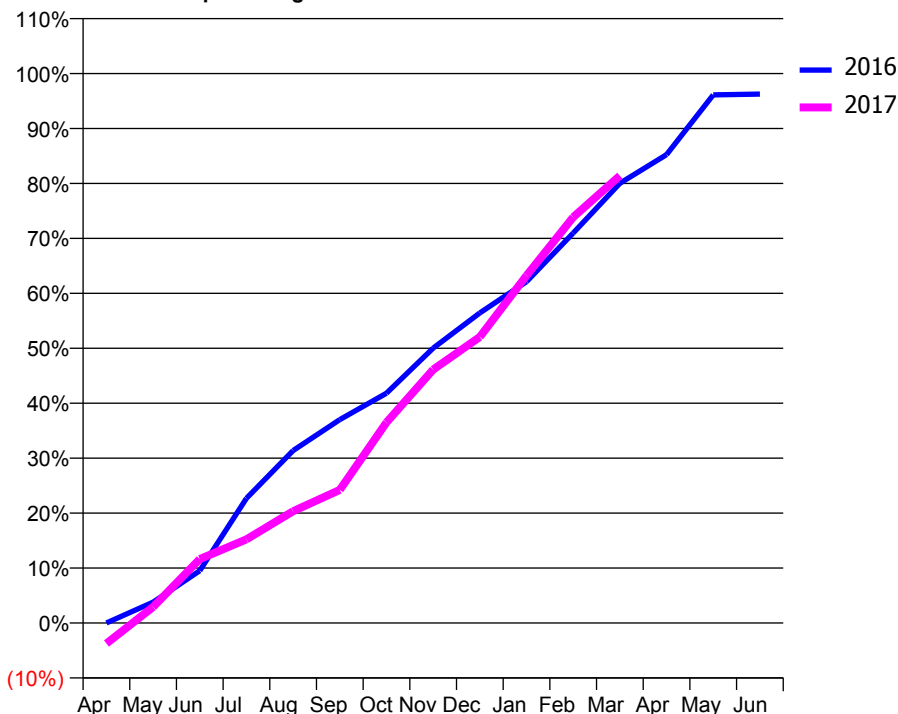
ACCESS*

Patients seen in 24 months	Total	Change since previous quarter
Quarter ending March 2016	1,089	
Quarter ending June 2016	1,084	→
Quarter ending September 2016	1,063	↓
Quarter ending December 2016	1,100	↑
Quarter ending March 2017	1,101	→
Variance since March 2016	1.1%	→



ACTIVITY

Cumulative percentage of contracted UDA delivered 2016 & 2017



Month	Adjusted Scheduled Activity (UDA)	
	2016	2017
April	0	-102
May	103	79
June	259	316
July	617	414
August	853	553
September	1,006	659
October	1,137	992
November	1,360	1,254
December	1,534	1,415
January	1,688	1,719
February	1,929	2,007
March	2,175	2,212
April	2,317	
May	2,612	
June	2,616	

QUALITY

	Quantity	Base Number	Contract	AT	Region	England
% of FP17s for the same patient ID Re-attending within 3 months - Children	10	200	5.0%	11.4%	13.3%	12.3%
% of FP17s for the same patient ID Re-attending within 3 months - Adults	170	1,265	13.4%	15.5%	17.3%	16.7%
% of FP17s for the same patient ID Re-attending between 3 & 9 months - Children	94	200	47.0%	59.5%	58.9%	57.6%
% of FP17s for the same patient ID Re-attending between 3 & 9 months - Adults	472	1,265	37.3%	54.0%	52.2%	50.1%
% of FP17s for Band 1 Urgent Courses	117	1,253	9.3%	8.8%	9.2%	9.1%
% of FP17s Relating to Free Repair or Replacements	3	1,253	0.2%	0.9%	1.0%	0.8%
% of FP17s Relating to Continuations	26	1,253	2.1%	1.3%	1.4%	1.2%
% of Patients satisfied with the dentistry they have received	1	1	N/A	92.4%	93.1%	92.8%
% of Patients satisfied with the time they had to wait for an appointment	1	1	N/A	87.6%	89.5%	88.7%

* This is based on patients treated on this contract for their most recent course of treatment. Figures in italics indicate the base number of FP17s or Patient Questionnaire responses are less than 100. N/A is shown where the base number of responses is less than 10 during the period. % is calculated as Quantity/Base number*100

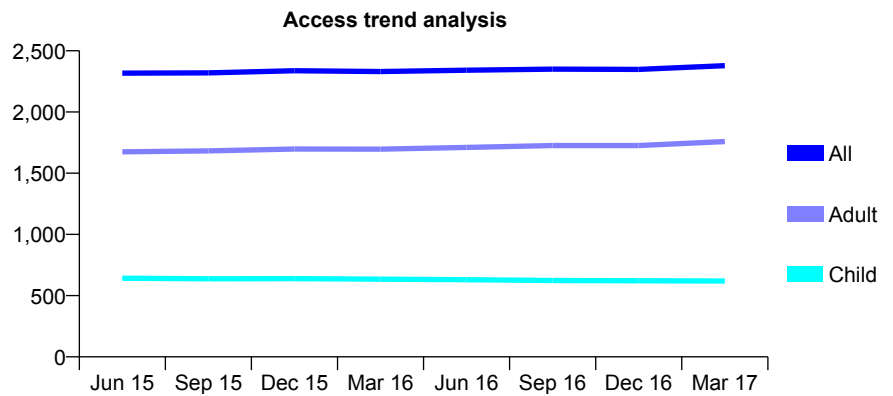
Q52 - Vital Signs At a Glance Contract Report for 632643/0001 - March 2017

Name or company name	MR PA BRIDGE
Contract type name	GDS Contract
Purpose of contract	General
Contract start date	01/04/2006
Contract end date	

16/17 Contracted general activity (UDA)	9,046
Carry forward general activity (UDA)	-156
16/17 Contracted orthodontic activity (UOA)	0
Carry forward orthodontic activity (UOA)	0
Baseline contract value	£232,685.23

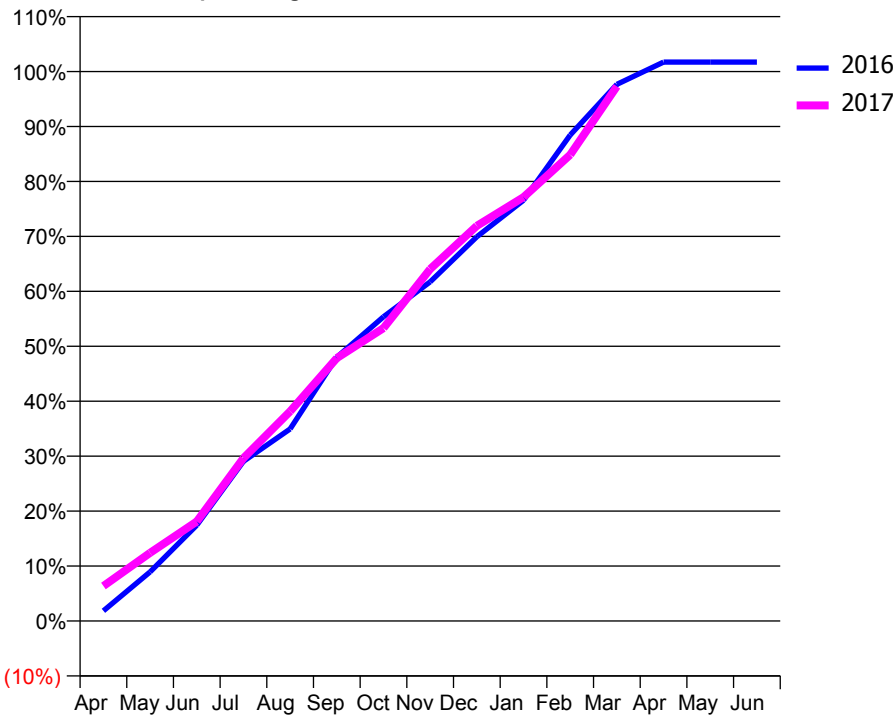
ACCESS*

Patients seen in 24 months	Total	Change since previous quarter
Quarter ending March 2016	2,331	
Quarter ending June 2016	2,341	→
Quarter ending September 2016	2,350	→
Quarter ending December 2016	2,348	→
Quarter ending March 2017	2,378	→
Variance since March 2016	2.0%	↑



ACTIVITY

Cumulative percentage of contracted UDA delivered 2016 & 2017



Month	Adjusted Scheduled Activity (UDA)	
	2016	2017
April	168	577
May	808	1,124
June	1,576	1,639
July	2,628	2,682
August	3,162	3,453
September	4,343	4,328
October	5,008	4,823
November	5,584	5,794
December	6,325	6,505
January	6,926	6,977
February	8,000	7,676
March	8,834	8,802
April	9,202	
May	9,202	
June	9,202	

QUALITY

	Quantity	Base Number	Contract	AT	Region	England
% of FP17s for the same patient ID Re-attending within 3 months - Children	72	1,121	6.4%	11.4%	13.3%	12.3%
% of FP17s for the same patient ID Re-attending within 3 months - Adults	733	3,444	21.3%	15.5%	17.3%	16.7%
% of FP17s for the same patient ID Re-attending between 3 & 9 months - Children	844	1,121	75.3%	59.5%	58.9%	57.6%
% of FP17s for the same patient ID Re-attending between 3 & 9 months - Adults	2,288	3,444	66.4%	54.0%	52.2%	50.1%
% of FP17s for Band 1 Urgent Courses	277	4,362	6.4%	8.8%	9.2%	9.1%
% of FP17s Relating to Free Repair or Replacements	28	4,362	0.6%	0.9%	1.0%	0.8%
% of FP17s Relating to Continuations	99	4,362	2.3%	1.3%	1.4%	1.2%
% of Patients satisfied with the dentistry they have received	5	5	N/A	92.4%	93.1%	92.8%
% of Patients satisfied with the time they had to wait for an appointment	5	5	N/A	87.6%	89.5%	88.7%

* This is based on patients treated on this contract for their most recent course of treatment. Figures in italics indicate the base number of FP17s or Patient Questionnaire responses are less than 100. N/A is shown where the base number of responses is less than 10 during the period. % is calculated as Quantity/Base number*100

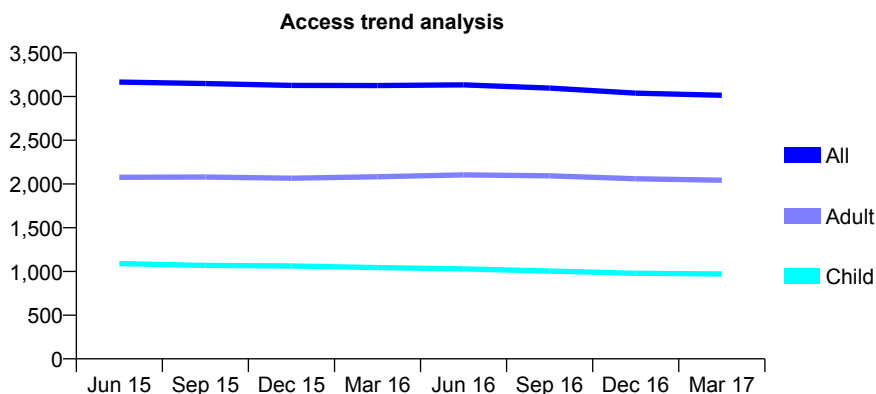
Q52 - Vital Signs At a Glance Contract Report for 643637/0001 - March 2017

Name or company name	MR A VANIA
Contract type name	GDS Contract
Purpose of contract	General
Contract start date	01/04/2006
Contract end date	

16/17 Contracted general activity (UDA)	11,017
Carry forward general activity (UDA)	40
16/17 Contracted orthodontic activity (UOA)	0
Carry forward orthodontic activity (UOA)	0
Baseline contract value	£337,928.81

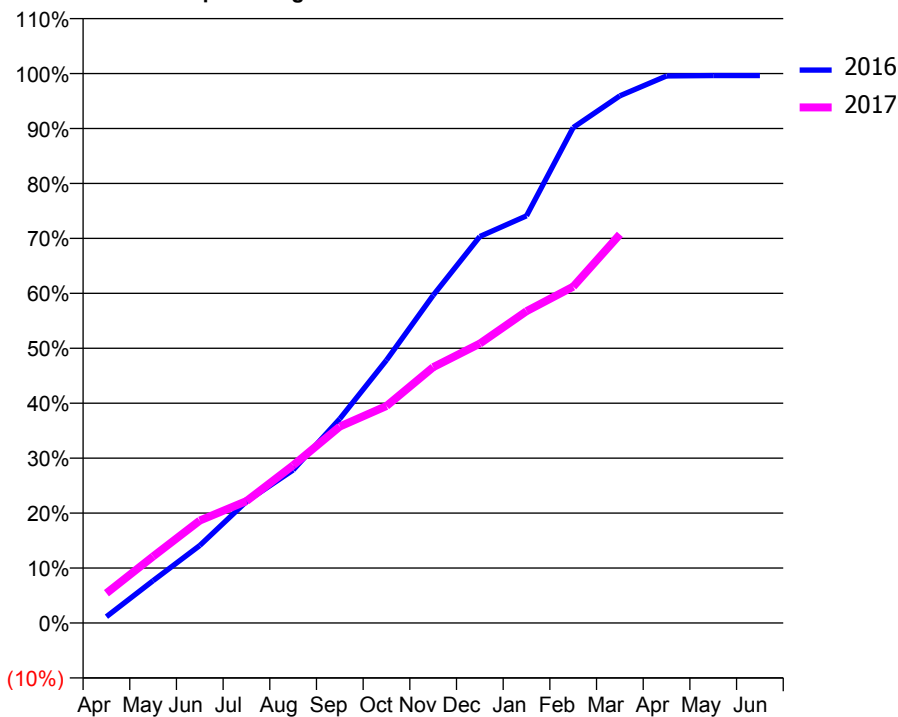
ACCESS*

Patients seen in 24 months	Total	Change since previous quarter
Quarter ending March 2016	3,126	
Quarter ending June 2016	3,133	→
Quarter ending September 2016	3,097	↓
Quarter ending December 2016	3,038	↓
Quarter ending March 2017	3,014	→
Variance since March 2016	(3.6%)	↓



ACTIVITY

Cumulative percentage of contracted UDA delivered 2016 & 2017



Month	Adjusted Scheduled Activity (UDA)	
	2016	2017
April	127	599
May	848	1,336
June	1,555	2,054
July	2,436	2,444
August	3,068	3,161
September	4,095	3,939
October	5,270	4,351
November	6,571	5,130
December	7,750	5,602
January	8,164	6,252
February	9,933	6,744
March	10,569	7,791
April	10,968	
May	10,977	
June	10,977	

QUALITY

	Quantity	Base Number	Contract	AT	Region	England
% of FP17s for the same patient ID Re-attending within 3 months - Children	215	1,579	13.6%	11.4%	13.3%	12.3%
% of FP17s for the same patient ID Re-attending within 3 months - Adults	489	2,630	18.6%	15.5%	17.3%	16.7%
% of FP17s for the same patient ID Re-attending between 3 & 9 months - Children	1,025	1,579	64.9%	59.5%	58.9%	57.6%
% of FP17s for the same patient ID Re-attending between 3 & 9 months - Adults	1,525	2,630	58.0%	54.0%	52.2%	50.1%
% of FP17s for Band 1 Urgent Courses	533	4,030	13.2%	8.8%	9.2%	9.1%
% of FP17s Relating to Free Repair or Replacements	25	4,030	0.6%	0.9%	1.0%	0.8%
% of FP17s Relating to Continuations	53	4,030	1.3%	1.3%	1.4%	1.2%
% of Patients satisfied with the dentistry they have received	9	10	90.0%	92.4%	93.1%	92.8%
% of Patients satisfied with the time they had to wait for an appointment	9	10	90.0%	87.6%	89.5%	88.7%

* This is based on patients treated on this contract for their most recent course of treatment. Figures in italics indicate the base number of FP17s or Patient Questionnaire responses are less than 100. N/A is shown where the base number of responses is less than 10 during the period. % is calculated as Quantity/Base number*100

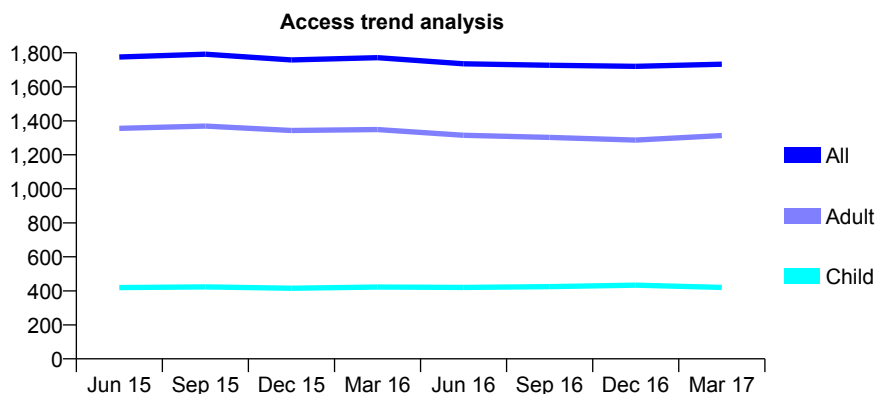
Q52 - Vital Signs At a Glance Contract Report for 650889/0001 - March 2017

Name or company name	MR SO ODAI
Contract type name	GDS Contract
Purpose of contract	General
Contract start date	01/04/2006
Contract end date	

16/17 Contracted general activity (UDA)	4,928
Carry forward general activity (UDA)	-44
16/17 Contracted orthodontic activity (UOA)	0
Carry forward orthodontic activity (UOA)	0
Baseline contract value	£136,552.61

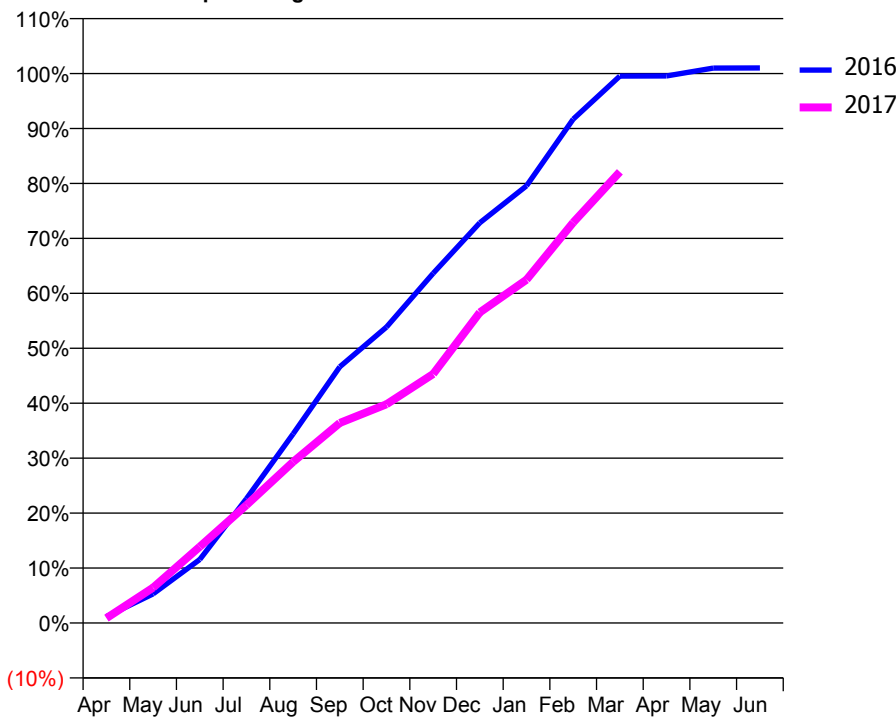
ACCESS*

Patients seen in 24 months	Total	Change since previous quarter
Quarter ending March 2016	1,771	
Quarter ending June 2016	1,735	↓
Quarter ending September 2016	1,727	→
Quarter ending December 2016	1,720	→
Quarter ending March 2017	1,733	→
Variance since March 2016	(2.1%)	↓



ACTIVITY

Cumulative percentage of contracted UDA delivered 2016 & 2017



Adjusted Scheduled Activity (UDA)

Month	2016	2017
April	50	44
May	228	318
June	496	685
July	970	1,057
August	1,476	1,446
September	1,999	1,795
October	2,310	1,962
November	2,729	2,233
December	3,123	2,785
January	3,412	3,079
February	3,932	3,591
March	4,268	4,046
April	4,269	
May	4,331	
June	4,332	

QUALITY

	Quantity	Base Number	Contract	AT	Region	England
% of FP17s for the same patient ID Re-attending within 3 months - Children	32	535	6.0%	11.4%	13.3%	12.3%
% of FP17s for the same patient ID Re-attending within 3 months - Adults	260	1,772	14.7%	15.5%	17.3%	16.7%
% of FP17s for the same patient ID Re-attending between 3 & 9 months - Children	292	535	54.6%	59.5%	58.9%	57.6%
% of FP17s for the same patient ID Re-attending between 3 & 9 months - Adults	932	1,772	52.6%	54.0%	52.2%	50.1%
% of FP17s for Band 1 Urgent Courses	222	2,263	9.8%	8.8%	9.2%	9.1%
% of FP17s Relating to Free Repair or Replacements	9	2,263	0.4%	0.9%	1.0%	0.8%
% of FP17s Relating to Continuations	14	2,263	0.6%	1.3%	1.4%	1.2%
% of Patients satisfied with the dentistry they have received	1	1	N/A	92.4%	93.1%	92.8%
% of Patients satisfied with the time they had to wait for an appointment	1	1	N/A	87.6%	89.5%	88.7%

* This is based on patients treated on this contract for their most recent course of treatment. Figures in italics indicate the base number of FP17s or Patient Questionnaire responses are less than 100. N/A is shown where the base number of responses is less than 10 during the period. % is calculated as Quantity/Base number*100

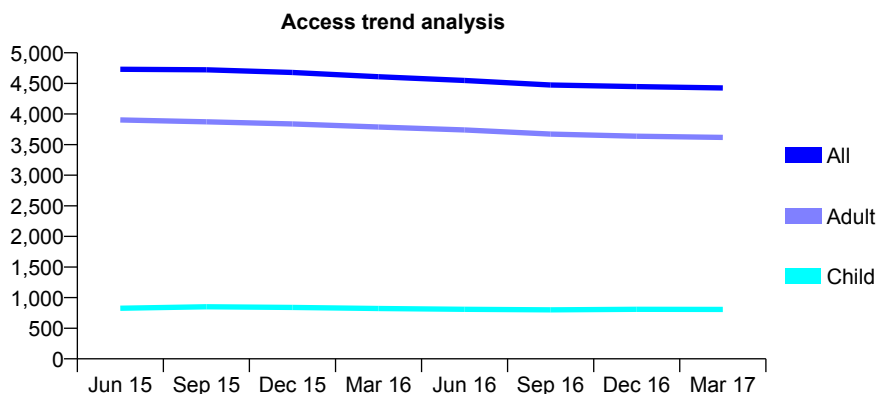
Q52 - Vital Signs At a Glance Contract Report for 650986/0001 - March 2017

Name or company name	MISS JE COTTERILL
Contract type name	GDS Contract
Purpose of contract	General
Contract start date	01/04/2006
Contract end date	

16/17 Contracted general activity (UDA)	12,927
Carry forward general activity (UDA)	-259
16/17 Contracted orthodontic activity (UOA)	0
Carry forward orthodontic activity (UOA)	0
Baseline contract value	£314,518.20

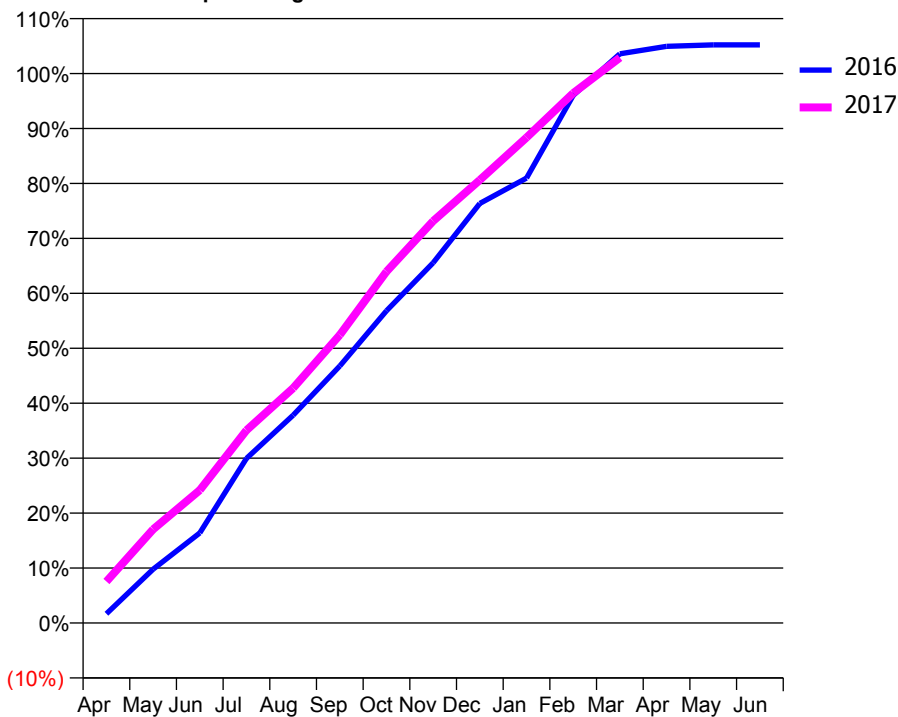
ACCESS*

Patients seen in 24 months	Total	Change since previous quarter
Quarter ending March 2016	4,610	
Quarter ending June 2016	4,548	↓
Quarter ending September 2016	4,474	↓
Quarter ending December 2016	4,448	→
Quarter ending March 2017	4,425	→
Variance since March 2016	(4.0%)	↓



ACTIVITY

Cumulative percentage of contracted UDA delivered 2016 & 2017



Month	Adjusted Scheduled Activity (UDA)	
	2016	2017
April	218	977
May	1,267	2,205
June	2,118	3,126
July	3,873	4,536
August	4,888	5,525
September	6,045	6,777
October	7,345	8,268
November	8,475	9,457
December	9,871	10,423
January	10,466	11,420
February	12,411	12,464
March	13,390	13,298
April	13,567	
May	13,602	
June	13,602	

QUALITY

	Quantity	Base Number	Contract	AT	Region	England
% of FP17s for the same patient ID Re-attending within 3 months - Children	109	1,350	8.1%	11.4%	13.3%	12.3%
% of FP17s for the same patient ID Re-attending within 3 months - Adults	838	5,946	14.1%	15.5%	17.3%	16.7%
% of FP17s for the same patient ID Re-attending between 3 & 9 months - Children	909	1,350	67.3%	59.5%	58.9%	57.6%
% of FP17s for the same patient ID Re-attending between 3 & 9 months - Adults	4,119	5,946	69.3%	54.0%	52.2%	50.1%
% of FP17s for Band 1 Urgent Courses	448	7,218	6.2%	8.8%	9.2%	9.1%
% of FP17s Relating to Free Repair or Replacements	98	7,218	1.4%	0.9%	1.0%	0.8%
% of FP17s Relating to Continuations	91	7,218	1.3%	1.3%	1.4%	1.2%
% of Patients satisfied with the dentistry they have received	19	20	95.0%	92.4%	93.1%	92.8%
% of Patients satisfied with the time they had to wait for an appointment	19	20	95.0%	87.6%	89.5%	88.7%

* This is based on patients treated on this contract for their most recent course of treatment. Figures in italics indicate the base number of FP17s or Patient Questionnaire responses are less than 100. N/A is shown where the base number of responses is less than 10 during the period. % is calculated as Quantity/Base number*100

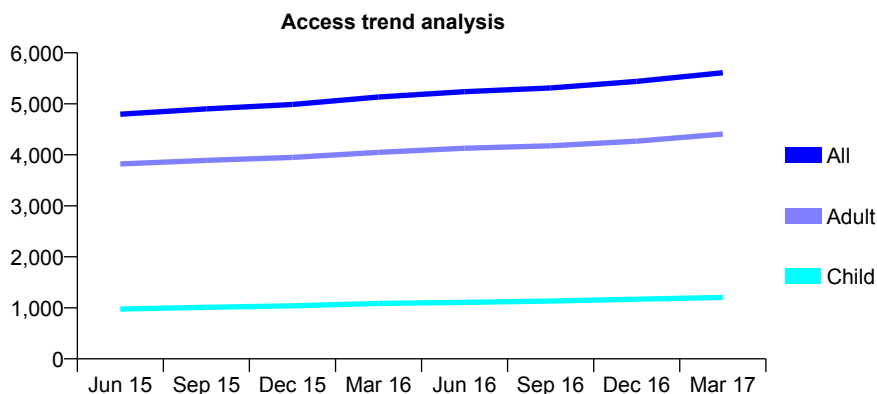
Q52 - Vital Signs At a Glance Contract Report for 658049/0001 - March 2017

Name or company name	MISS KM HAYES-SINCLAIR
Contract type name	GDS Contract
Purpose of contract	General
Contract start date	01/12/2010
Contract end date	

16/17 Contracted general activity (UDA)	16,775
Carry forward general activity (UDA)	180
16/17 Contracted orthodontic activity (UOA)	0
Carry forward orthodontic activity (UOA)	0
Baseline contract value	£520,120.56

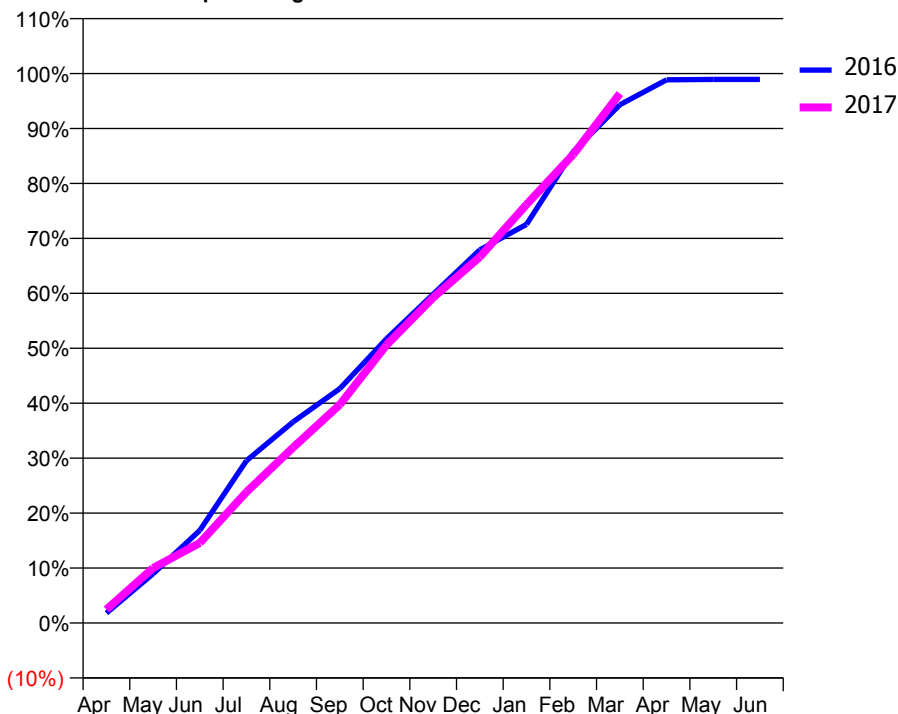
ACCESS*

Patients seen in 24 months	Total	Change since previous quarter
Quarter ending March 2016	5,134	
Quarter ending June 2016	5,237	↑
Quarter ending September 2016	5,310	→
Quarter ending December 2016	5,439	↑
Quarter ending March 2017	5,609	↑
Variance since March 2016	9.3%	↑



ACTIVITY

Cumulative percentage of contracted UDA delivered 2016 & 2017



Month	Adjusted Scheduled Activity (UDA)	
	2016	2017
April	304	414
May	1,505	1,681
June	2,826	2,445
July	4,957	4,001
August	6,139	5,358
September	7,155	6,665
October	8,678	8,484
November	10,037	9,933
December	11,393	11,175
January	12,169	12,775
February	14,389	14,302
March	15,823	16,163
April	16,584	
May	16,595	
June	16,595	

QUALITY

	Quantity	Base Number	Contract	AT	Region	England
% of FP17s for the same patient ID Re-attending within 3 months - Children	191	2,002	9.5%	11.4%	13.3%	12.3%
% of FP17s for the same patient ID Re-attending within 3 months - Adults	1,018	5,604	18.2%	15.5%	17.3%	16.7%
% of FP17s for the same patient ID Re-attending between 3 & 9 months - Children	1,256	2,002	62.7%	59.5%	58.9%	57.6%
% of FP17s for the same patient ID Re-attending between 3 & 9 months - Adults	1,306	5,604	23.3%	54.0%	52.2%	50.1%
% of FP17s for Band 1 Urgent Courses	309	7,257	4.3%	8.8%	9.2%	9.1%
% of FP17s Relating to Free Repair or Replacements	93	7,257	1.3%	0.9%	1.0%	0.8%
% of FP17s Relating to Continuations	387	7,257	5.3%	1.3%	1.4%	1.2%
% of Patients satisfied with the dentistry they have received	13	13	100.0%	92.4%	93.1%	92.8%
% of Patients satisfied with the time they had to wait for an appointment	12	13	92.3%	87.6%	89.5%	88.7%

* This is based on patients treated on this contract for their most recent course of treatment. Figures in italics indicate the base number of FP17s or Patient Questionnaire responses are less than 100. N/A is shown where the base number of responses is less than 10 during the period. % is calculated as Quantity/Base number*100

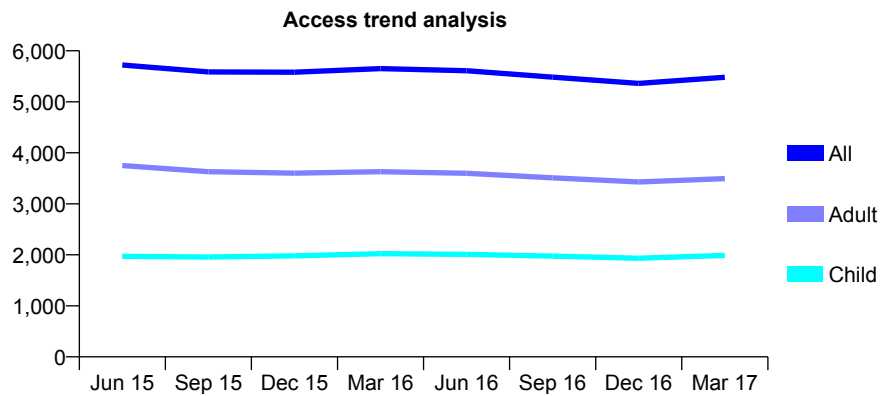
Q52 - Vital Signs At a Glance Contract Report for 658308/0002 - March 2017

Name or company name	Perfect Smile Clinic (UK) Ltd
Contract type name	GDS Contract
Purpose of contract	General
Contract start date	01/11/2009
Contract end date	

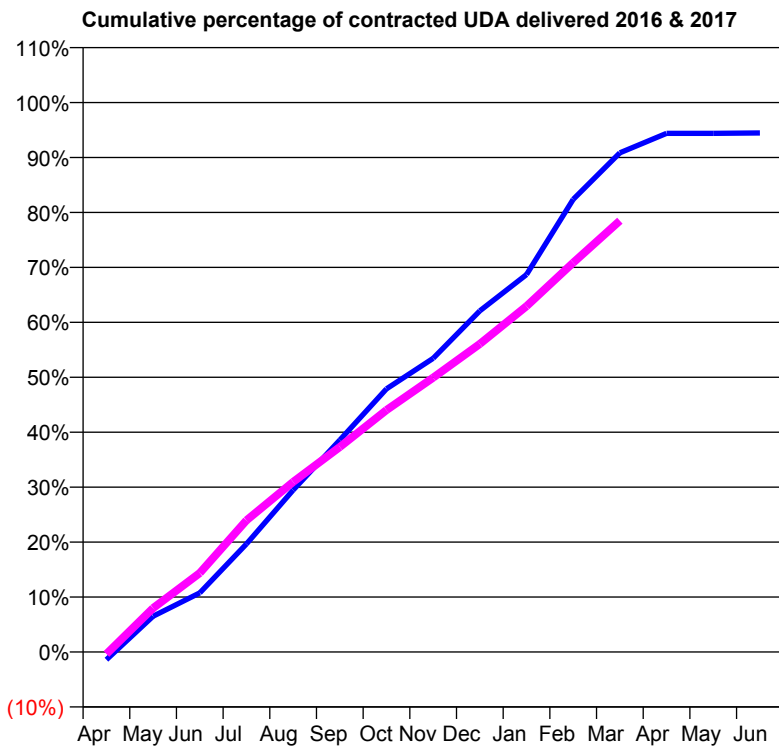
16/17 Contracted general activity (UDA)	15,500
Carry forward general activity (UDA)	860
16/17 Contracted orthodontic activity (UOA)	0
Carry forward orthodontic activity (UOA)	0
Baseline contract value	£383,501.76

ACCESS*

Patients seen in 24 months	Total	Change since previous quarter
Quarter ending March 2016	5,650	
Quarter ending June 2016	5,608	→
Quarter ending September 2016	5,484	↓
Quarter ending December 2016	5,361	↓
Quarter ending March 2017	5,482	↑
Variance since March 2016	(3.0%)	↓



ACTIVITY



Month	Adjusted Scheduled Activity (UDA)	
	2016	2017
April	-221	-57
May	1,008	1,239
June	1,669	2,229
July	3,050	3,713
August	4,567	4,797
September	5,979	5,782
October	7,423	6,827
November	8,284	7,738
December	9,624	8,690
January	10,646	9,756
February	12,767	10,980
March	14,081	12,164
April	14,630	
May	14,628	
June	14,640	

QUALITY

	Quantity	Base Number	Contract	AT	Region	England
% of FP17s for the same patient ID Re-attending within 3 months - Children	349	3,000	11.6%	11.4%	13.3%	12.3%
% of FP17s for the same patient ID Re-attending within 3 months - Adults	972	4,900	19.8%	15.5%	17.3%	16.7%
% of FP17s for the same patient ID Re-attending between 3 & 9 months - Children	2,001	3,000	66.7%	59.5%	58.9%	57.6%
% of FP17s for the same patient ID Re-attending between 3 & 9 months - Adults	2,933	4,900	59.9%	54.0%	52.2%	50.1%
% of FP17s for Band 1 Urgent Courses	632	6,964	9.1%	8.8%	9.2%	9.1%
% of FP17s Relating to Free Repair or Replacements	75	6,964	1.1%	0.9%	1.0%	0.8%
% of FP17s Relating to Continuations	42	6,964	0.6%	1.3%	1.4%	1.2%
% of Patients satisfied with the dentistry they have received	5	5	N/A	92.4%	93.1%	92.8%
% of Patients satisfied with the time they had to wait for an appointment	4	5	N/A	87.6%	89.5%	88.7%

* This is based on patients treated on this contract for their most recent course of treatment. Figures in italics indicate the base number of FP17s or Patient Questionnaire responses are less than 100. N/A is shown where the base number of responses is less than 10 during the period. % is calculated as Quantity/Base number*100

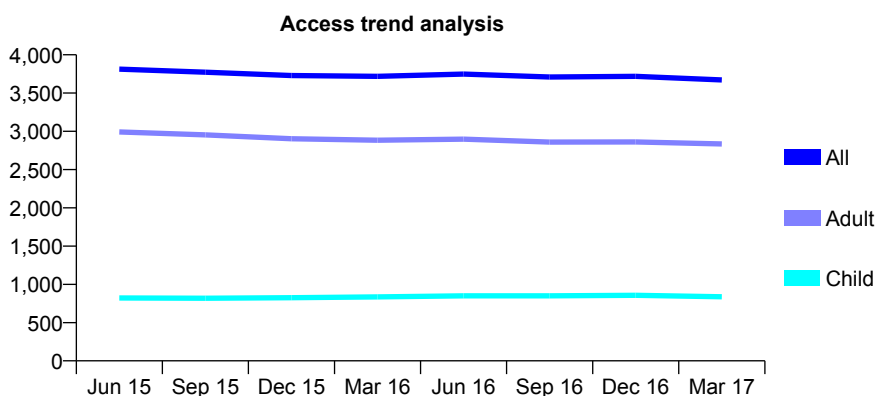
Q52 - Vital Signs At a Glance Contract Report for 659878/0001 - March 2017

Name or company name	MISS AW SHUM
Contract type name	GDS Contract
Purpose of contract	General
Contract start date	01/04/2006
Contract end date	

16/17 Contracted general activity (UDA)	15,984
Carry forward general activity (UDA)	187
16/17 Contracted orthodontic activity (UOA)	0
Carry forward orthodontic activity (UOA)	0
Baseline contract value	£393,579.68

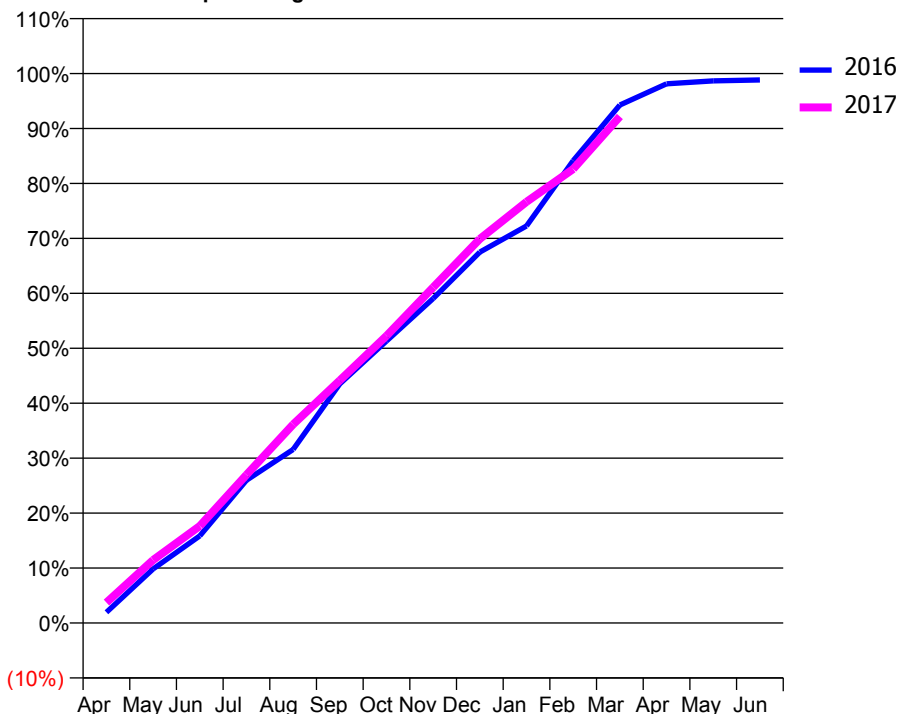
ACCESS*

Patients seen in 24 months	Total	Change since previous quarter
Quarter ending March 2016	3,718	
Quarter ending June 2016	3,748	→
Quarter ending September 2016	3,710	↓
Quarter ending December 2016	3,718	→
Quarter ending March 2017	3,672	↓
Variance since March 2016	(1.2%)	↓



ACTIVITY

Cumulative percentage of contracted UDA delivered 2016 & 2017



Adjusted Scheduled Activity (UDA)

Month	2016	2017
April	312	595
May	1,573	1,832
June	2,537	2,821
July	4,154	4,312
August	5,050	5,777
September	6,955	7,057
October	8,201	8,354
November	9,439	9,765
December	10,790	11,172
January	11,548	12,253
February	13,450	13,204
March	15,068	14,734
April	15,684	
May	15,770	
June	15,797	

QUALITY

	Quantity	Base Number	Contract	AT	Region	England
% of FP17s for the same patient ID Re-attending within 3 months - Children	125	1,346	9.3%	11.4%	13.3%	12.3%
% of FP17s for the same patient ID Re-attending within 3 months - Adults	861	4,784	18.0%	15.5%	17.3%	16.7%
% of FP17s for the same patient ID Re-attending between 3 & 9 months - Children	867	1,346	64.4%	59.5%	58.9%	57.6%
% of FP17s for the same patient ID Re-attending between 3 & 9 months - Adults	3,030	4,784	63.3%	54.0%	52.2%	50.1%
% of FP17s for Band 1 Urgent Courses	156	5,894	2.6%	8.8%	9.2%	9.1%
% of FP17s Relating to Free Repair or Replacements	65	5,894	1.1%	0.9%	1.0%	0.8%
% of FP17s Relating to Continuations	278	5,894	4.7%	1.3%	1.4%	1.2%
% of Patients satisfied with the dentistry they have received	6	7	N/A	92.4%	93.1%	92.8%
% of Patients satisfied with the time they had to wait for an appointment	6	7	N/A	87.6%	89.5%	88.7%

* This is based on patients treated on this contract for their most recent course of treatment. Figures in italics indicate the base number of FP17s or Patient Questionnaire responses are less than 100. N/A is shown where the base number of responses is less than 10 during the period. % is calculated as Quantity/Base number*100

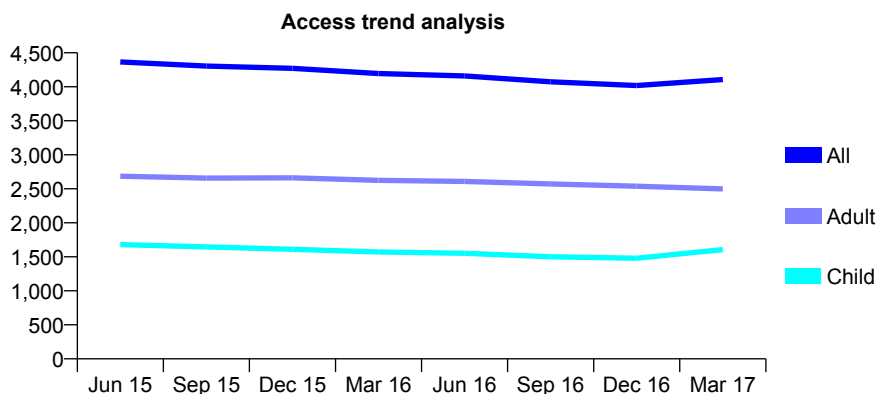
Q52 - Vital Signs At a Glance Contract Report for 673714/0001 - March 2017

Name or company name	MR NV O'DONOVAN
Contract type name	PDS Contract
Purpose of contract	General
Contract start date	01/11/2007
Contract end date	31/10/2017

16/17 Contracted general activity (UDA)	11,788
Carry forward general activity (UDA)	-236
16/17 Contracted orthodontic activity (UOA)	0
Carry forward orthodontic activity (UOA)	0
Baseline contract value	£380,736.09

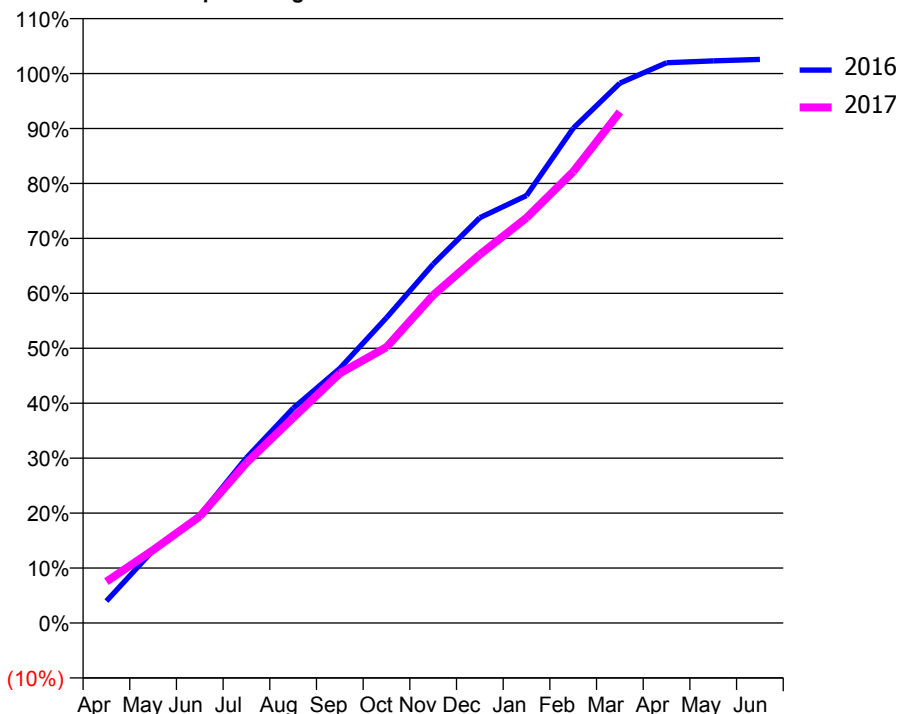
ACCESS*

Patients seen in 24 months	Total	Change since previous quarter
Quarter ending March 2016	4,196	
Quarter ending June 2016	4,160	→
Quarter ending September 2016	4,073	↓
Quarter ending December 2016	4,018	↓
Quarter ending March 2017	4,106	↑
Variance since March 2016	(2.1%)	↓



ACTIVITY

Cumulative percentage of contracted UDA delivered 2016 & 2017



Month	Adjusted Scheduled Activity (UDA)	
	2016	2017
April	469	888
May	1,559	1,566
June	2,313	2,286
July	3,546	3,436
August	4,606	4,400
September	5,463	5,357
October	6,548	5,916
November	7,699	7,034
December	8,695	7,904
January	9,170	8,692
February	10,614	9,681
March	11,581	10,964
April	12,019	
May	12,058	
June	12,091	

QUALITY

	Quantity	Base Number	Contract	AT	Region	England
% of FP17s for the same patient ID Re-attending within 3 months - Children	117	2,257	5.2%	11.4%	13.3%	12.3%
% of FP17s for the same patient ID Re-attending within 3 months - Adults	419	3,403	12.3%	15.5%	17.3%	16.7%
% of FP17s for the same patient ID Re-attending between 3 & 9 months - Children	1,234	2,257	54.7%	59.5%	58.9%	57.6%
% of FP17s for the same patient ID Re-attending between 3 & 9 months - Adults	1,949	3,403	57.3%	54.0%	52.2%	50.1%
% of FP17s for Band 1 Urgent Courses	248	5,397	4.6%	8.8%	9.2%	9.1%
% of FP17s Relating to Free Repair or Replacements	17	5,397	0.3%	0.9%	1.0%	0.8%
% of FP17s Relating to Continuations	108	5,397	2.0%	1.3%	1.4%	1.2%
% of Patients satisfied with the dentistry they have received	5	5	N/A	92.4%	93.1%	92.8%
% of Patients satisfied with the time they had to wait for an appointment	2	5	N/A	87.6%	89.5%	88.7%

* This is based on patients treated on this contract for their most recent course of treatment. Figures in italics indicate the base number of FP17s or Patient Questionnaire responses are less than 100. N/A is shown where the base number of responses is less than 10 during the period. % is calculated as Quantity/Base number*100

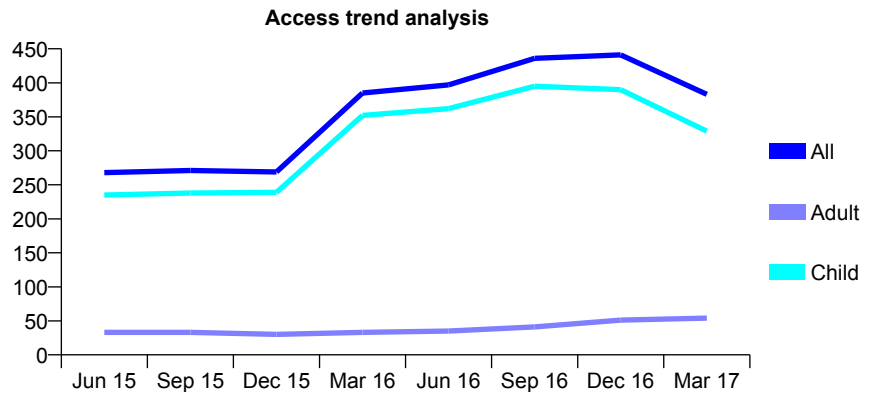
Q52 - Vital Signs At a Glance Contract Report for 673854/0001 - March 2017

Name or company name	MR MR PARROTT
Contract type name	GDS Contract
Purpose of contract	General
Contract start date	01/04/2006
Contract end date	

16/17 Contracted general activity (UDA)	734
Carry forward general activity (UDA)	28
16/17 Contracted orthodontic activity (UOA)	0
Carry forward orthodontic activity (UOA)	0
Baseline contract value	£17,630.16

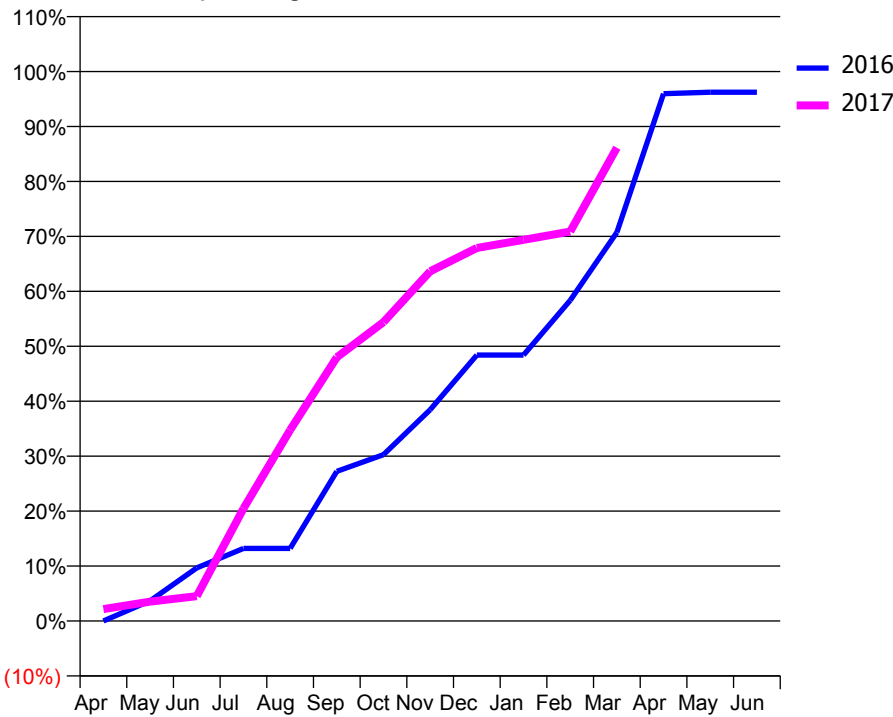
ACCESS*

Patients seen in 24 months	Total	Change since previous quarter
Quarter ending March 2016	385	
Quarter ending June 2016	397	↑
Quarter ending September 2016	436	↑
Quarter ending December 2016	441	→
Quarter ending March 2017	383	↓
Variance since March 2016	(0.5%)	→



ACTIVITY

Cumulative percentage of contracted UDA delivered 2016 & 2017



Month	Adjusted Scheduled Activity (UDA)	
	2016	2017
April	0	16
May	27	26
June	71	33
July	97	150
August	97	255
September	200	352
October	222	399
November	282	467
December	355	498
January	355	509
February	428	520
March	519	632
April	704	
May	706	
June	706	

QUALITY

	Quantity	Base Number	Contract	AT	Region	England
% of FP17s for the same patient ID Re-attending within 3 months - Children	29	683	4.2%	11.4%	13.3%	12.3%
% of FP17s for the same patient ID Re-attending within 3 months - Adults	0	24	0.0%	15.5%	17.3%	16.7%
% of FP17s for the same patient ID Re-attending between 3 & 9 months - Children	374	683	54.8%	59.5%	58.9%	57.6%
% of FP17s for the same patient ID Re-attending between 3 & 9 months - Adults	12	24	50.0%	54.0%	52.2%	50.1%
% of FP17s for Band 1 Urgent Courses	1	548	0.2%	8.8%	9.2%	9.1%
% of FP17s Relating to Free Repair or Replacements	0	548	0.0%	0.9%	1.0%	0.8%
% of FP17s Relating to Continuations	3	548	0.5%	1.3%	1.4%	1.2%
% of Patients satisfied with the dentistry they have received	0	0	N/A	92.4%	93.1%	92.8%
% of Patients satisfied with the time they had to wait for an appointment	0	0	N/A	87.6%	89.5%	88.7%

* This is based on patients treated on this contract for their most recent course of treatment. Figures in italics indicate the base number of FP17s or Patient Questionnaire responses are less than 100. N/A is shown where the base number of responses is less than 10 during the period. % is calculated as Quantity/Base number*100

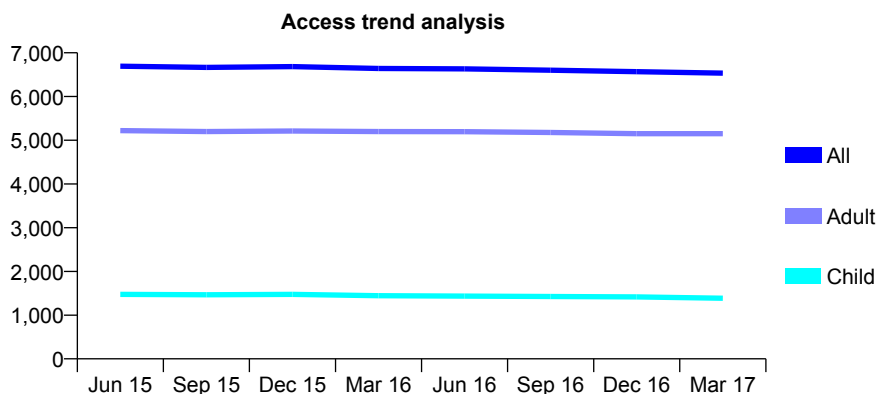
Q52 - Vital Signs At a Glance Contract Report for 674761/0001 - March 2017

Name or company name	MR M YOUNAS
Contract type name	GDS Contract
Purpose of contract	General
Contract start date	01/09/2011
Contract end date	

16/17 Contracted general activity (UDA)	20,390
Carry forward general activity (UDA)	-25
16/17 Contracted orthodontic activity (UOA)	0
Carry forward orthodontic activity (UOA)	0
Baseline contract value	£582,872.34

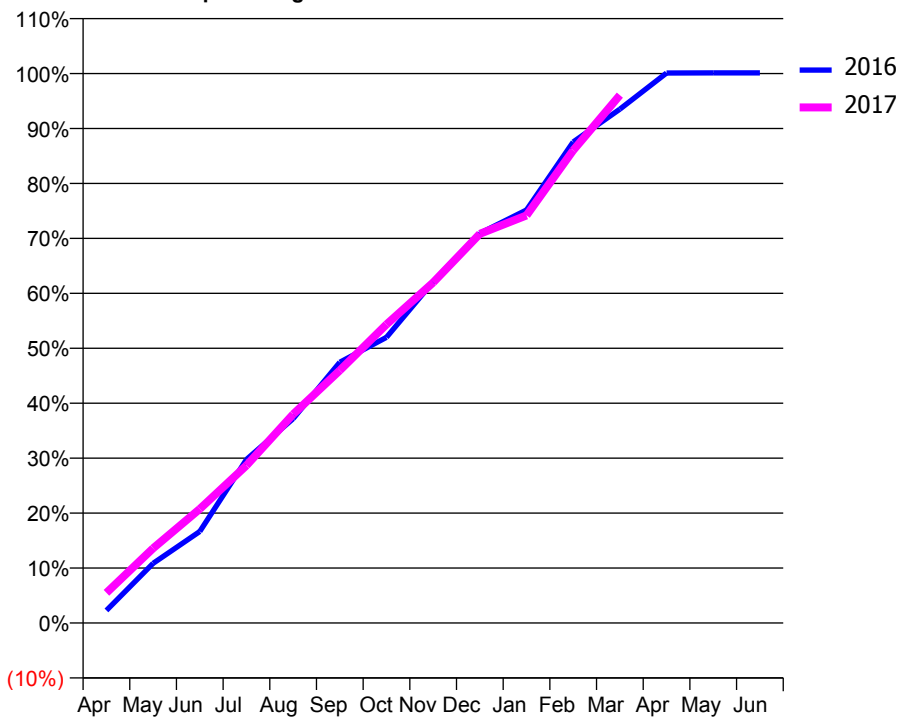
ACCESS*

Patients seen in 24 months	Total	Change since previous quarter
Quarter ending March 2016	6,641	
Quarter ending June 2016	6,631	→
Quarter ending September 2016	6,602	→
Quarter ending December 2016	6,567	→
Quarter ending March 2017	6,536	→
Variance since March 2016	(1.6%)	↓



ACTIVITY

Cumulative percentage of contracted UDA delivered 2016 & 2017



Month	Adjusted Scheduled Activity (UDA)	
	2016	2017
April	466	1,120
May	2,217	2,774
June	3,396	4,233
July	6,068	5,844
August	7,581	7,744
September	9,675	9,373
October	10,603	11,080
November	12,666	12,637
December	14,463	14,439
January	15,329	15,123
February	17,848	17,540
March	19,065	19,587
April	20,411	
May	20,413	
June	20,415	

QUALITY

	Quantity	Base Number	Contract	AT	Region	England
% of FP17s for the same patient ID Re-attending within 3 months - Children	171	2,387	7.2%	11.4%	13.3%	12.3%
% of FP17s for the same patient ID Re-attending within 3 months - Adults	1,058	7,804	13.6%	15.5%	17.3%	16.7%
% of FP17s for the same patient ID Re-attending between 3 & 9 months - Children	1,695	2,387	71.0%	59.5%	58.9%	57.6%
% of FP17s for the same patient ID Re-attending between 3 & 9 months - Adults	4,629	7,804	59.3%	54.0%	52.2%	50.1%
% of FP17s for Band 1 Urgent Courses	501	9,557	5.2%	8.8%	9.2%	9.1%
% of FP17s Relating to Free Repair or Replacements	79	9,557	0.8%	0.9%	1.0%	0.8%
% of FP17s Relating to Continuations	118	9,557	1.2%	1.3%	1.4%	1.2%
% of Patients satisfied with the dentistry they have received	14	15	93.3%	92.4%	93.1%	92.8%
% of Patients satisfied with the time they had to wait for an appointment	15	15	100.0%	87.6%	89.5%	88.7%

* This is based on patients treated on this contract for their most recent course of treatment. Figures in italics indicate the base number of FP17s or Patient Questionnaire responses are less than 100. N/A is shown where the base number of responses is less than 10 during the period. % is calculated as Quantity/Base number*100

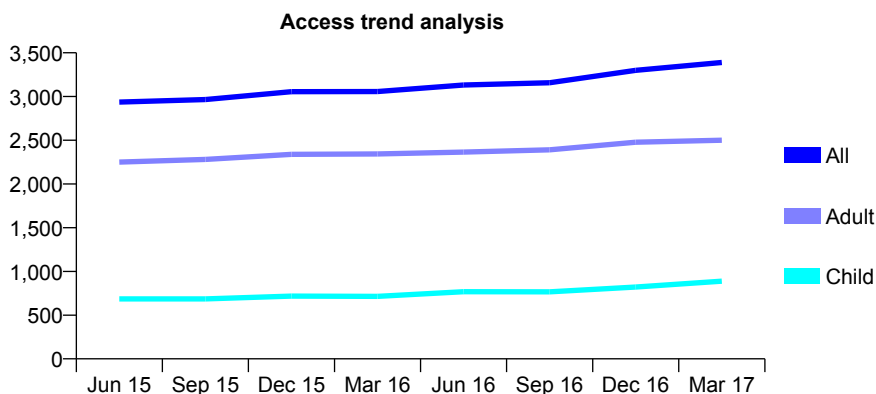
Q52 - Vital Signs At a Glance Contract Report for 676470/0002 - March 2017

Name or company name	MR EA SARKER
Contract type name	GDS Contract
Purpose of contract	General
Contract start date	01/04/2006
Contract end date	

16/17 Contracted general activity (UDA)	9,500
Carry forward general activity (UDA)	-190
16/17 Contracted orthodontic activity (UOA)	0
Carry forward orthodontic activity (UOA)	0
Baseline contract value	£246,885.38

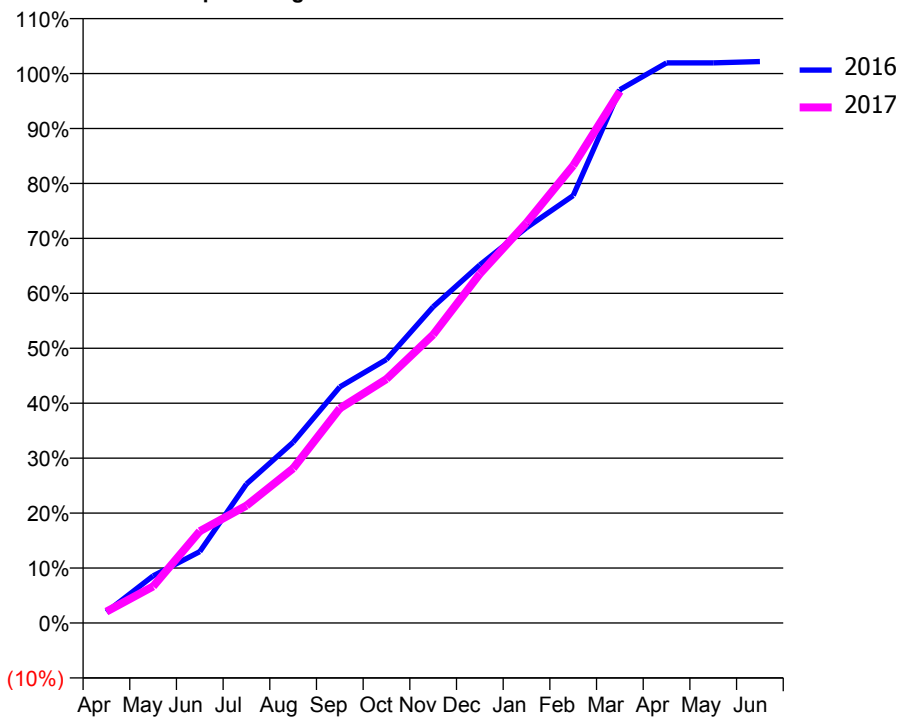
ACCESS*

Patients seen in 24 months	Total	Change since previous quarter
Quarter ending March 2016	3,057	
Quarter ending June 2016	3,132	↑
Quarter ending September 2016	3,157	→
Quarter ending December 2016	3,300	↑
Quarter ending March 2017	3,389	↑
Variance since March 2016	10.9%	↑



ACTIVITY

Cumulative percentage of contracted UDA delivered 2016 & 2017



Month	Adjusted Scheduled Activity (UDA)	
	2016	2017
April	190	197
May	815	633
June	1,235	1,587
July	2,402	2,030
August	3,125	2,673
September	4,081	3,711
October	4,556	4,218
November	5,467	4,985
December	6,190	6,036
January	6,835	6,919
February	7,390	7,909
March	9,220	9,189
April	9,683	
May	9,683	
June	9,707	

QUALITY

	Quantity	Base Number	Contract	AT	Region	England
% of FP17s for the same patient ID Re-attending within 3 months - Children	54	876	6.2%	11.4%	13.3%	12.3%
% of FP17s for the same patient ID Re-attending within 3 months - Adults	235	1,823	12.9%	15.5%	17.3%	16.7%
% of FP17s for the same patient ID Re-attending between 3 & 9 months - Children	157	876	17.9%	59.5%	58.9%	57.6%
% of FP17s for the same patient ID Re-attending between 3 & 9 months - Adults	357	1,823	19.6%	54.0%	52.2%	50.1%
% of FP17s for Band 1 Urgent Courses	159	2,538	6.3%	8.8%	9.2%	9.1%
% of FP17s Relating to Free Repair or Replacements	22	2,538	0.9%	0.9%	1.0%	0.8%
% of FP17s Relating to Continuations	24	2,538	0.9%	1.3%	1.4%	1.2%
% of Patients satisfied with the dentistry they have received	3	4	N/A	92.4%	93.1%	92.8%
% of Patients satisfied with the time they had to wait for an appointment	3	4	N/A	87.6%	89.5%	88.7%

* This is based on patients treated on this contract for their most recent course of treatment. Figures in italics indicate the base number of FP17s or Patient Questionnaire responses are less than 100. N/A is shown where the base number of responses is less than 10 during the period. % is calculated as Quantity/Base number*100

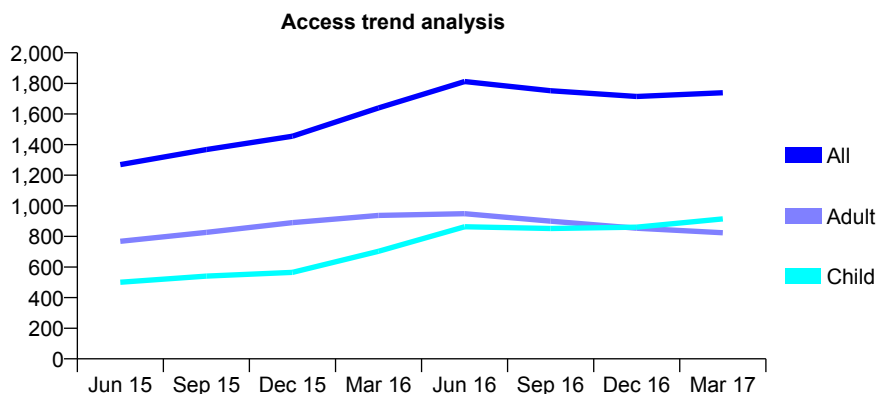
Q52 - Vital Signs At a Glance Contract Report for 676640/0002 - March 2017

Name or company name	MR KS HAMID
Contract type name	GDS Contract
Purpose of contract	General
Contract start date	16/07/2014
Contract end date	

16/17 Contracted general activity (UDA)	6,500
Carry forward general activity (UDA)	141
16/17 Contracted orthodontic activity (UOA)	0
Carry forward orthodontic activity (UOA)	0
Baseline contract value	£147,092.05

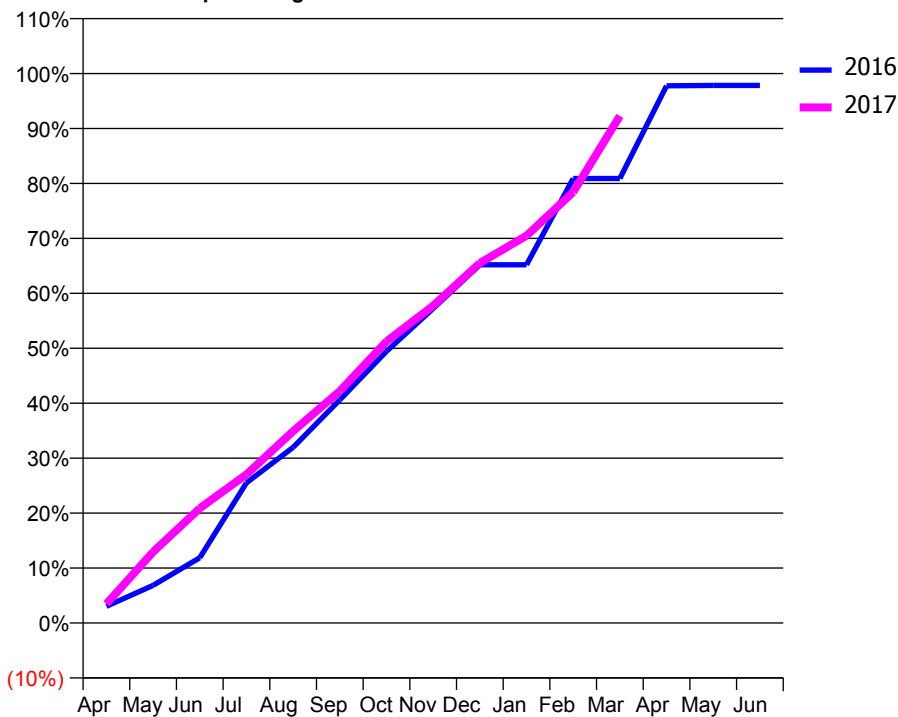
ACCESS*

Patients seen in 24 months	Total	Change since previous quarter
Quarter ending March 2016	1,640	
Quarter ending June 2016	1,812	↑
Quarter ending September 2016	1,752	↓
Quarter ending December 2016	1,715	↓
Quarter ending March 2017	1,739	→
Variance since March 2016	6.0%	↑



ACTIVITY

Cumulative percentage of contracted UDA delivered 2016 & 2017



Adjusted Scheduled Activity (UDA)

Month	2016	2017
April	198	226
May	445	842
June	773	1,357
July	1,658	1,757
August	2,078	2,270
September	2,640	2,744
October	3,214	3,330
November	3,720	3,754
December	4,237	4,259
January	4,237	4,582
February	5,257	5,098
March	5,257	5,997
April	6,355	
May	6,359	
June	6,359	

QUALITY

	Quantity	Base Number	Contract	AT	Region	England
% of FP17s for the same patient ID Re-attending within 3 months - Children	126	1,566	8.0%	11.4%	13.3%	12.3%
% of FP17s for the same patient ID Re-attending within 3 months - Adults	506	1,764	28.7%	15.5%	17.3%	16.7%
% of FP17s for the same patient ID Re-attending between 3 & 9 months - Children	669	1,566	42.7%	59.5%	58.9%	57.6%
% of FP17s for the same patient ID Re-attending between 3 & 9 months - Adults	935	1,764	53.0%	54.0%	52.2%	50.1%
% of FP17s for Band 1 Urgent Courses	196	2,830	6.9%	8.8%	9.2%	9.1%
% of FP17s Relating to Free Repair or Replacements	83	2,830	2.9%	0.9%	1.0%	0.8%
% of FP17s Relating to Continuations	115	2,830	4.1%	1.3%	1.4%	1.2%
% of Patients satisfied with the dentistry they have received	3	3	N/A	92.4%	93.1%	92.8%
% of Patients satisfied with the time they had to wait for an appointment	3	3	N/A	87.6%	89.5%	88.7%

* This is based on patients treated on this contract for their most recent course of treatment. Figures in italics indicate the base number of FP17s or Patient Questionnaire responses are less than 100. N/A is shown where the base number of responses is less than 10 during the period. % is calculated as Quantity/Base number*100

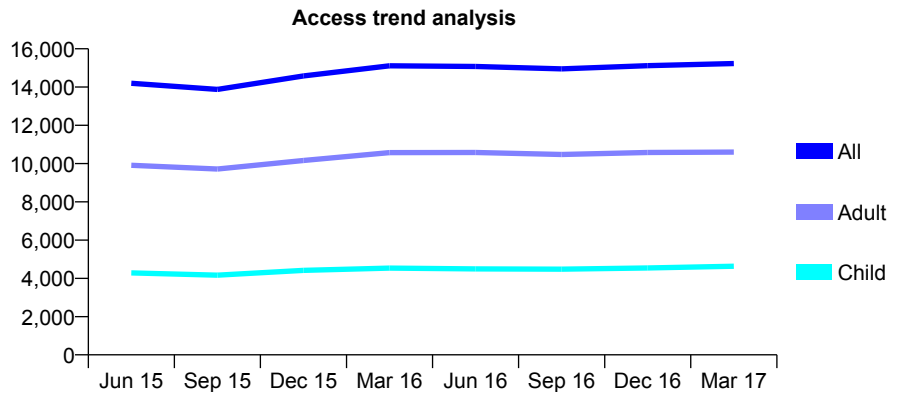
Q52 - Vital Signs At a Glance Contract Report for 680559/0001 - March 2017

Name or company name	MR SS KHAN
Contract type name	PDS Contract
Purpose of contract	General
Contract start date	01/04/2006
Contract end date	31/03/2021

16/17 Contracted general activity (UDA)	55,890
Carry forward general activity (UDA)	-57
16/17 Contracted orthodontic activity (UOA)	0
Carry forward orthodontic activity (UOA)	0
Baseline contract value	£1,447,246.90

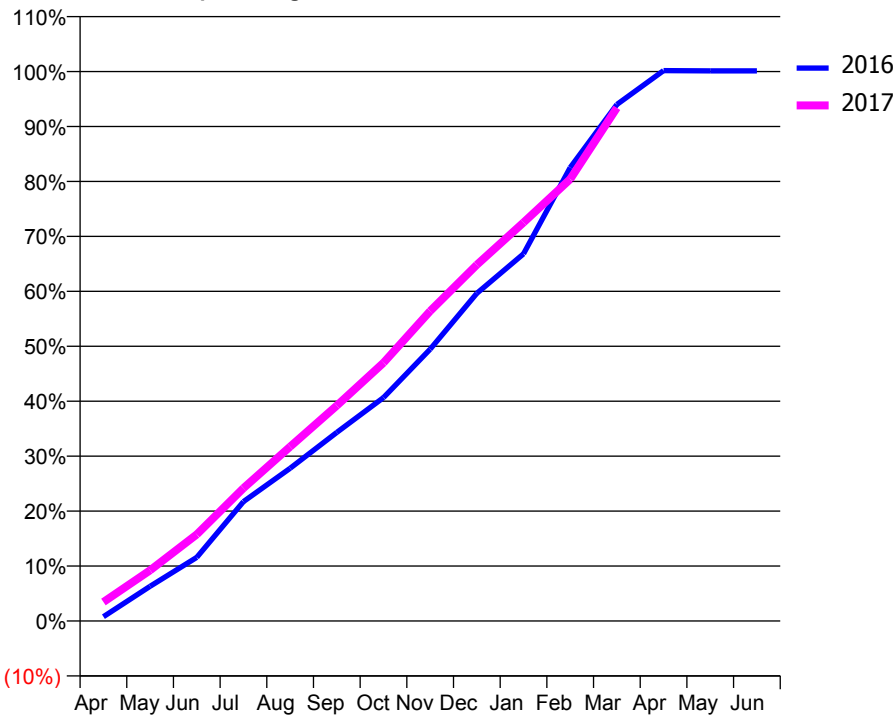
ACCESS*

Patients seen in 24 months	Total	Change since previous quarter
Quarter ending March 2016	15,108	
Quarter ending June 2016	15,073	→
Quarter ending September 2016	14,948	→
Quarter ending December 2016	15,121	→
Quarter ending March 2017	15,233	→
Variance since March 2016	0.8%	→



ACTIVITY

Cumulative percentage of contracted UDA delivered 2016 & 2017



Month	Adjusted Scheduled Activity (UDA)	
	2016	2017
April	444	1,934
May	3,537	5,164
June	6,478	8,811
July	12,145	13,517
August	15,541	17,727
September	19,191	21,915
October	22,730	26,260
November	27,648	31,527
December	33,333	36,229
January	37,342	40,538
February	46,114	44,944
March	52,536	52,201
April	55,979	
May	55,951	
June	55,947	

QUALITY

	Quantity	Base Number	Contract	AT	Region	England
% of FP17s for the same patient ID Re-attending within 3 months - Children	794	7,289	10.9%	11.4%	13.3%	12.3%
% of FP17s for the same patient ID Re-attending within 3 months - Adults	3,101	15,474	20.0%	15.5%	17.3%	16.7%
% of FP17s for the same patient ID Re-attending between 3 & 9 months - Children	4,391	7,289	60.2%	59.5%	58.9%	57.6%
% of FP17s for the same patient ID Re-attending between 3 & 9 months - Adults	8,701	15,474	56.2%	54.0%	52.2%	50.1%
% of FP17s for Band 1 Urgent Courses	1,861	21,626	8.6%	8.8%	9.2%	9.1%
% of FP17s Relating to Free Repair or Replacements	324	21,626	1.5%	0.9%	1.0%	0.8%
% of FP17s Relating to Continuations	107	21,626	0.5%	1.3%	1.4%	1.2%
% of Patients satisfied with the dentistry they have received	12	17	70.6%	92.4%	93.1%	92.8%
% of Patients satisfied with the time they had to wait for an appointment	14	17	82.4%	87.6%	89.5%	88.7%

* This is based on patients treated on this contract for their most recent course of treatment. Figures in italics indicate the base number of FP17s or Patient Questionnaire responses are less than 100. N/A is shown where the base number of responses is less than 10 during the period. % is calculated as Quantity/Base number*100

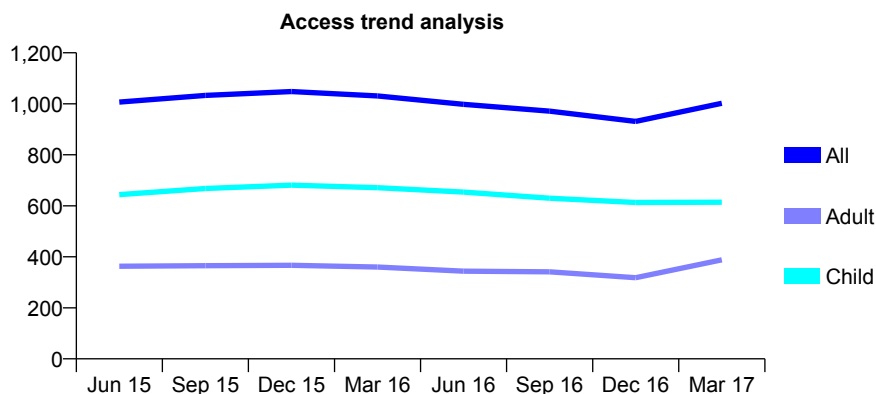
Q52 - Vital Signs At a Glance Contract Report for 693391/0001 - March 2017

Name or company name	MR O FAROOQ
Contract type name	GDS Contract
Purpose of contract	General
Contract start date	01/01/2014
Contract end date	

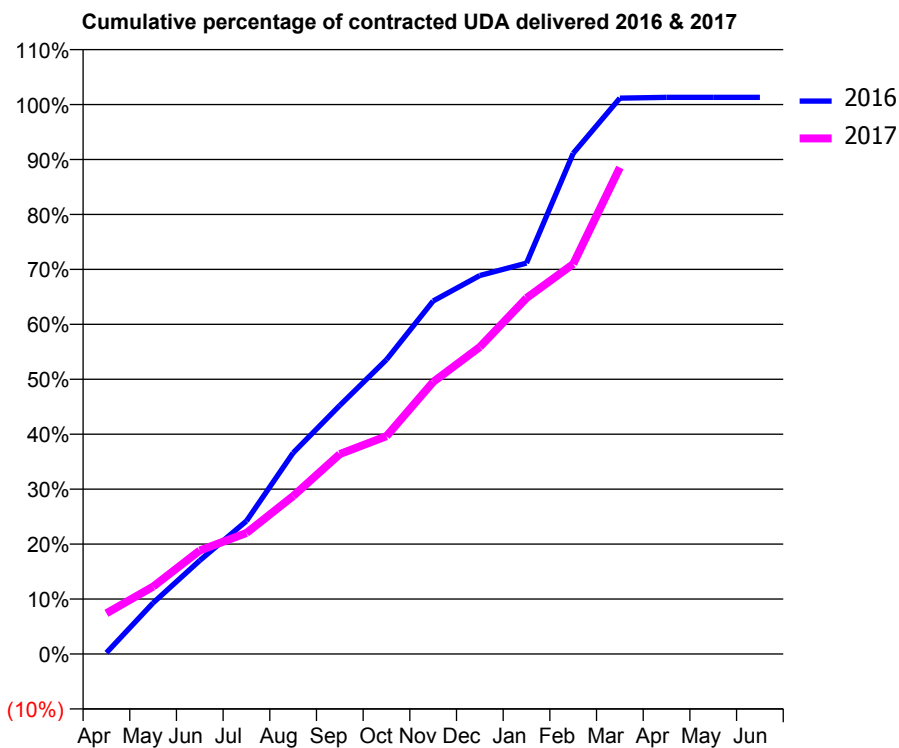
16/17 Contracted general activity (UDA)	4,102
Carry forward general activity (UDA)	-44
16/17 Contracted orthodontic activity (UOA)	0
Carry forward orthodontic activity (UOA)	0
Baseline contract value	£121,282.91

ACCESS*

Patients seen in 24 months	Total	Change since previous quarter
Quarter ending March 2016	1,031	
Quarter ending June 2016	998	↓
Quarter ending September 2016	971	↓
Quarter ending December 2016	931	↓
Quarter ending March 2017	1,002	↑
Variance since March 2016	(2.8%)	↓



ACTIVITY



Month	Adjusted Scheduled Activity (UDA)	
	2016	2017
April	8	304
May	312	503
June	572	773
July	813	903
August	1,230	1,179
September	1,521	1,493
October	1,800	1,626
November	2,159	2,031
December	2,314	2,292
January	2,390	2,657
February	3,061	2,911
March	3,399	3,631
April	3,404	
May	3,404	
June	3,404	

QUALITY

	Quantity	Base Number	Contract	AT	Region	England
% of FP17s for the same patient ID Re-attending within 3 months - Children	12	1,031	1.2%	11.4%	13.3%	12.3%
% of FP17s for the same patient ID Re-attending within 3 months - Adults	19	526	3.6%	15.5%	17.3%	16.7%
% of FP17s for the same patient ID Re-attending between 3 & 9 months - Children	792	1,031	76.8%	59.5%	58.9%	57.6%
% of FP17s for the same patient ID Re-attending between 3 & 9 months - Adults	343	526	65.2%	54.0%	52.2%	50.1%
% of FP17s for Band 1 Urgent Courses	27	1,552	1.7%	8.8%	9.2%	9.1%
% of FP17s Relating to Free Repair or Replacements	0	1,552	0.0%	0.9%	1.0%	0.8%
% of FP17s Relating to Continuations	0	1,552	0.0%	1.3%	1.4%	1.2%
% of Patients satisfied with the dentistry they have received	0	0	N/A	92.4%	93.1%	92.8%
% of Patients satisfied with the time they had to wait for an appointment	0	0	N/A	87.6%	89.5%	88.7%

* This is based on patients treated on this contract for their most recent course of treatment. Figures in italics indicate the base number of FP17s or Patient Questionnaire responses are less than 100. N/A is shown where the base number of responses is less than 10 during the period. % is calculated as Quantity/Base number*100

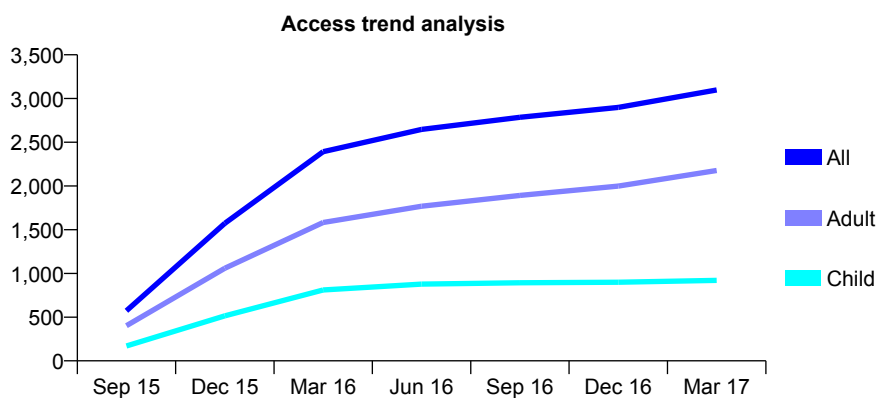
Q52 - Vital Signs At a Glance Contract Report for 693456/0001 - March 2017

Name or company name	MR OE MOHAMMED
Contract type name	GDS Contract
Purpose of contract	General
Contract start date	01/04/2015
Contract end date	

16/17 Contracted general activity (UDA)	9,041
Carry forward general activity (UDA)	-167
16/17 Contracted orthodontic activity (UOA)	0
Carry forward orthodontic activity (UOA)	0
Baseline contract value	£261,644.23

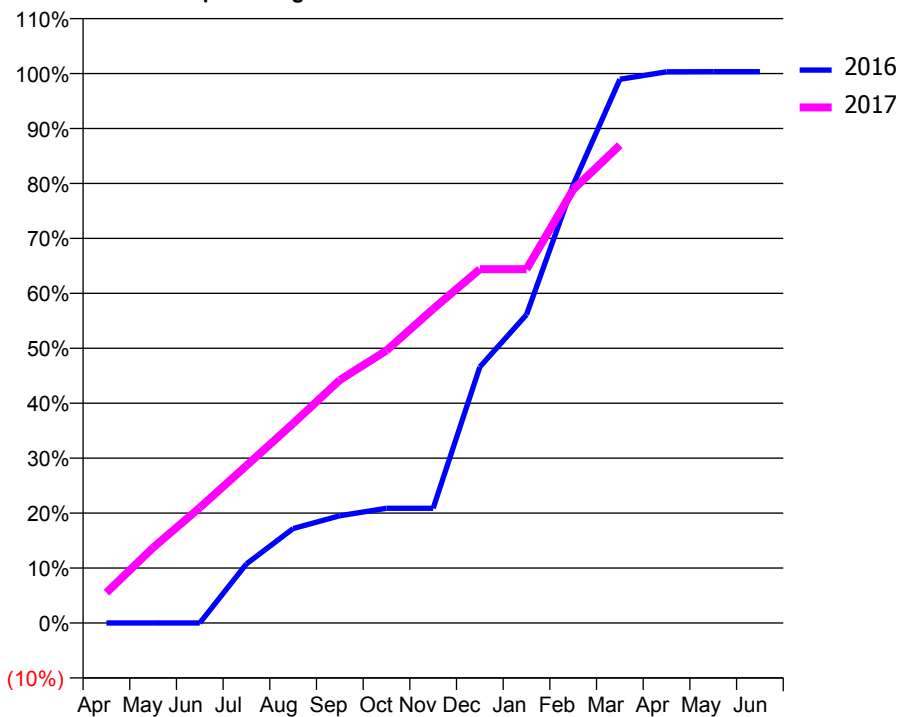
ACCESS*

Patients seen in 24 months	Total	Change since previous quarter
Quarter ending March 2016	2,392	
Quarter ending June 2016	2,646	↑
Quarter ending September 2016	2,785	↑
Quarter ending December 2016	2,898	↑
Quarter ending March 2017	3,098	↑
Variance since March 2016	29.5%	↑



ACTIVITY

Cumulative percentage of contracted UDA delivered 2016 & 2017



Month	Adjusted Scheduled Activity (UDA)	
	2016	2017
April	0	500
May	0	1,240
June	0	1,899
July	899	2,589
August	1,435	3,284
September	1,631	3,998
October	1,744	4,483
November	1,744	5,167
December	3,892	5,822
January	4,685	5,822
February	6,660	7,131
March	8,262	7,863
April	8,376	
May	8,379	
June	8,379	

QUALITY

	Quantity	Base Number	Contract	AT	Region	England
% of FP17s for the same patient ID Re-attending within 3 months - Children	31	901	3.4%	11.4%	13.3%	12.3%
% of FP17s for the same patient ID Re-attending within 3 months - Adults	235	2,154	10.9%	15.5%	17.3%	16.7%
% of FP17s for the same patient ID Re-attending between 3 & 9 months - Children	390	901	43.3%	59.5%	58.9%	57.6%
% of FP17s for the same patient ID Re-attending between 3 & 9 months - Adults	962	2,154	44.7%	54.0%	52.2%	50.1%
% of FP17s for Band 1 Urgent Courses	189	3,007	6.3%	8.8%	9.2%	9.1%
% of FP17s Relating to Free Repair or Replacements	4	3,007	0.1%	0.9%	1.0%	0.8%
% of FP17s Relating to Continuations	17	3,007	0.6%	1.3%	1.4%	1.2%
% of Patients satisfied with the dentistry they have received	0	0	N/A	92.4%	93.1%	92.8%
% of Patients satisfied with the time they had to wait for an appointment	0	0	N/A	87.6%	89.5%	88.7%

* This is based on patients treated on this contract for their most recent course of treatment. Figures in italics indicate the base number of FP17s or Patient Questionnaire responses are less than 100. N/A is shown where the base number of responses is less than 10 during the period. % is calculated as Quantity/Base number*100

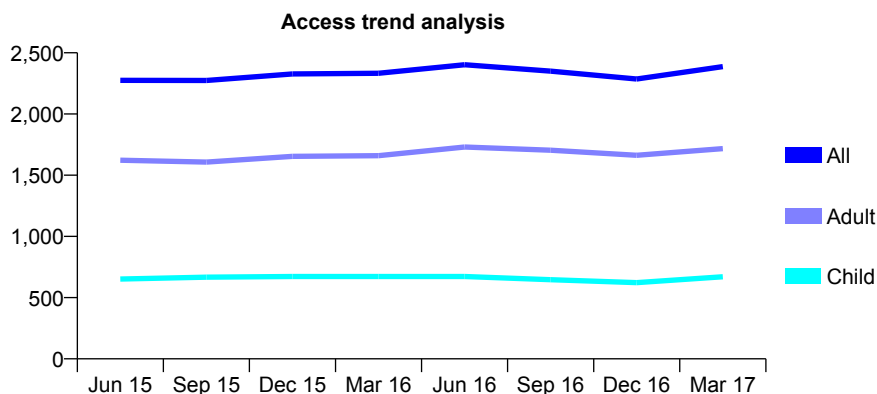
Q52 - Vital Signs At a Glance Contract Report for 712256/0001 - March 2017

Name or company name	MR NT SALEEM
Contract type name	PDS Contract
Purpose of contract	General
Contract start date	02/03/2011
Contract end date	01/03/2021

16/17 Contracted general activity (UDA)	6,000
Carry forward general activity (UDA)	-94
16/17 Contracted orthodontic activity (UOA)	0
Carry forward orthodontic activity (UOA)	0
Baseline contract value	£193,641.45

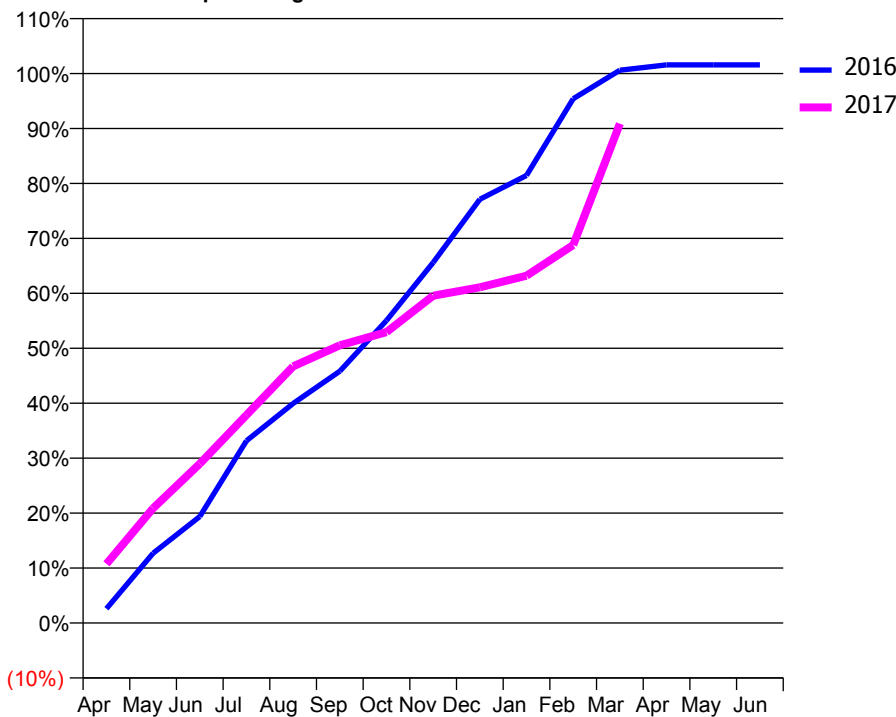
ACCESS*

Patients seen in 24 months	Total	Change since previous quarter
Quarter ending March 2016	2,333	
Quarter ending June 2016	2,403	↑
Quarter ending September 2016	2,350	↓
Quarter ending December 2016	2,286	↓
Quarter ending March 2017	2,387	↑
Variance since March 2016	2.3%	↑



ACTIVITY

Cumulative percentage of contracted UDA delivered 2016 & 2017



Month	Adjusted Scheduled Activity (UDA)	
	2016	2017
April	156	645
May	762	1,253
June	1,163	1,740
July	1,990	2,271
August	2,397	2,802
September	2,750	3,033
October	3,303	3,176
November	3,937	3,574
December	4,627	3,666
January	4,887	3,792
February	5,724	4,127
March	6,036	5,452
April	6,094	
May	6,094	
June	6,094	

QUALITY

	Quantity	Base Number	Contract	AT	Region	England
% of FP17s for the same patient ID Re-attending within 3 months - Children	52	780	6.7%	11.4%	13.3%	12.3%
% of FP17s for the same patient ID Re-attending within 3 months - Adults	181	1,641	11.0%	15.5%	17.3%	16.7%
% of FP17s for the same patient ID Re-attending between 3 & 9 months - Children	418	780	53.6%	59.5%	58.9%	57.6%
% of FP17s for the same patient ID Re-attending between 3 & 9 months - Adults	700	1,641	42.7%	54.0%	52.2%	50.1%
% of FP17s for Band 1 Urgent Courses	308	2,378	13.0%	8.8%	9.2%	9.1%
% of FP17s Relating to Free Repair or Replacements	2	2,378	0.1%	0.9%	1.0%	0.8%
% of FP17s Relating to Continuations	6	2,378	0.3%	1.3%	1.4%	1.2%
% of Patients satisfied with the dentistry they have received	4	4	N/A	92.4%	93.1%	92.8%
% of Patients satisfied with the time they had to wait for an appointment	4	4	N/A	87.6%	89.5%	88.7%

* This is based on patients treated on this contract for their most recent course of treatment. Figures in italics indicate the base number of FP17s or Patient Questionnaire responses are less than 100. N/A is shown where the base number of responses is less than 10 during the period. % is calculated as Quantity/Base number*100

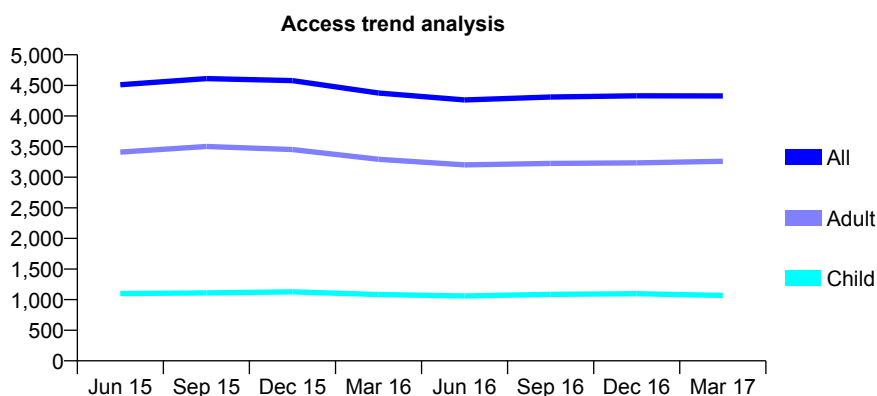
Q52 - Vital Signs At a Glance Contract Report for 712256/0002 - March 2017

Name or company name	MR NT SALEEM
Contract type name	PDS Contract
Purpose of contract	General
Contract start date	02/09/2013
Contract end date	01/09/2023

16/17 Contracted general activity (UDA)	11,668
Carry forward general activity (UDA)	-31
16/17 Contracted orthodontic activity (UOA)	0
Carry forward orthodontic activity (UOA)	0
Baseline contract value	£296,394.59

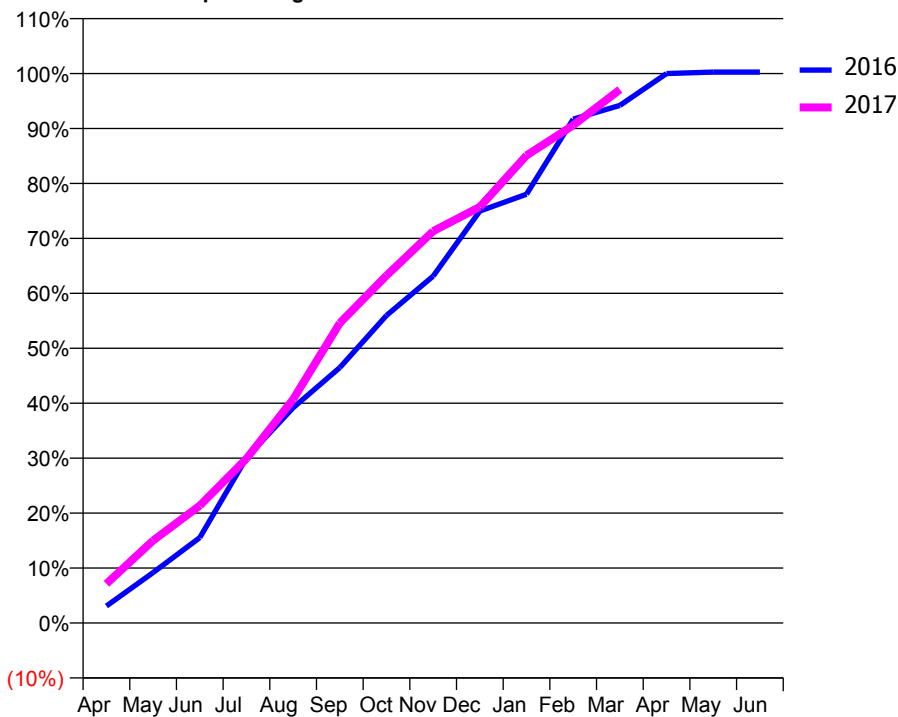
ACCESS*

Patients seen in 24 months	Total	Change since previous quarter
Quarter ending March 2016	4,376	
Quarter ending June 2016	4,262	↓
Quarter ending September 2016	4,311	→
Quarter ending December 2016	4,331	→
Quarter ending March 2017	4,328	→
Variance since March 2016	(1.1%)	↓



ACTIVITY

Cumulative percentage of contracted UDA delivered 2016 & 2017



Month	Adjusted Scheduled Activity (UDA)	
	2016	2017
April	360	834
May	1,071	1,750
June	1,812	2,494
July	3,507	3,491
August	4,573	4,750
September	5,423	6,369
October	6,532	7,378
November	7,367	8,319
December	8,748	8,836
January	9,104	9,928
February	10,698	10,569
March	10,991	11,329
April	11,666	
May	11,698	
June	11,699	

QUALITY

	Quantity	Base Number	Contract	AT	Region	England
% of FP17s for the same patient ID Re-attending within 3 months - Children	194	1,747	11.1%	11.4%	13.3%	12.3%
% of FP17s for the same patient ID Re-attending within 3 months - Adults	446	4,047	11.0%	15.5%	17.3%	16.7%
% of FP17s for the same patient ID Re-attending between 3 & 9 months - Children	1,003	1,747	57.4%	59.5%	58.9%	57.6%
% of FP17s for the same patient ID Re-attending between 3 & 9 months - Adults	2,217	4,047	54.8%	54.0%	52.2%	50.1%
% of FP17s for Band 1 Urgent Courses	263	5,452	4.8%	8.8%	9.2%	9.1%
% of FP17s Relating to Free Repair or Replacements	24	5,452	0.4%	0.9%	1.0%	0.8%
% of FP17s Relating to Continuations	37	5,452	0.7%	1.3%	1.4%	1.2%
% of Patients satisfied with the dentistry they have received	14	17	82.4%	92.4%	93.1%	92.8%
% of Patients satisfied with the time they had to wait for an appointment	15	17	88.2%	87.6%	89.5%	88.7%

* This is based on patients treated on this contract for their most recent course of treatment. Figures in italics indicate the base number of FP17s or Patient Questionnaire responses are less than 100. N/A is shown where the base number of responses is less than 10 during the period. % is calculated as Quantity/Base number*100

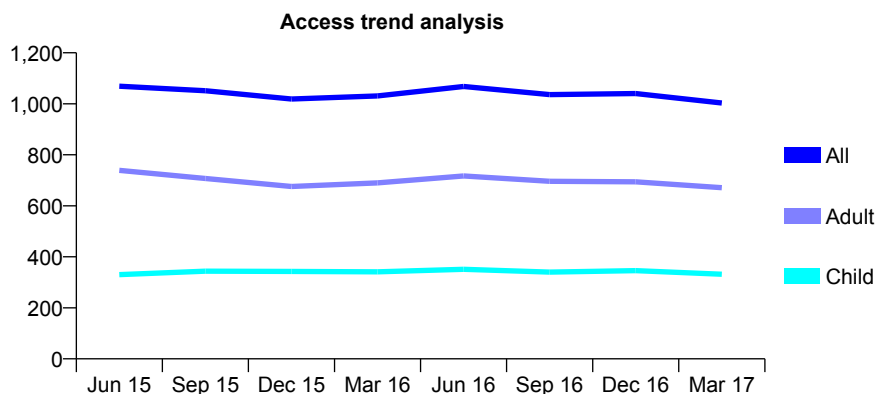
Q52 - Vital Signs At a Glance Contract Report for 715492/0001 - March 2017

Name or company name	MR N TIBREWAL
Contract type name	GDS Contract
Purpose of contract	General
Contract start date	03/12/2012
Contract end date	

16/17 Contracted general activity (UDA)	2,000
Carry forward general activity (UDA)	-37
16/17 Contracted orthodontic activity (UOA)	0
Carry forward orthodontic activity (UOA)	0
Baseline contract value	£51,785.66

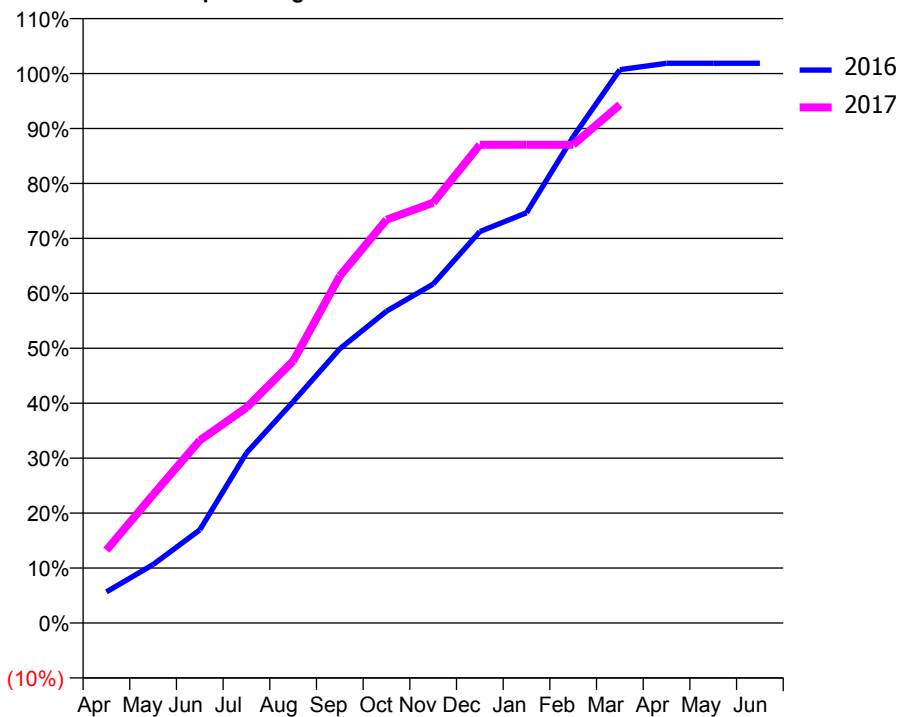
ACCESS*

Patients seen in 24 months	Total	Change since previous quarter
Quarter ending March 2016	1,031	
Quarter ending June 2016	1,068	↑
Quarter ending September 2016	1,036	↓
Quarter ending December 2016	1,040	→
Quarter ending March 2017	1,003	↓
Variance since March 2016	(2.7%)	↓



ACTIVITY

Cumulative percentage of contracted UDA delivered 2016 & 2017



Adjusted Scheduled Activity (UDA)

Month	2016	2017
April	113	265
May	213	467
June	339	665
July	619	784
August	805	953
September	998	1,263
October	1,135	1,468
November	1,234	1,529
December	1,425	1,741
January	1,493	1,741
February	1,770	1,741
March	2,014	1,886
April	2,037	
May	2,037	
June	2,037	

QUALITY

	Quantity	Base Number	Contract	AT	Region	England
% of FP17s for the same patient ID Re-attending within 3 months - Children	12	318	3.8%	11.4%	13.3%	12.3%
% of FP17s for the same patient ID Re-attending within 3 months - Adults	56	686	8.2%	15.5%	17.3%	16.7%
% of FP17s for the same patient ID Re-attending between 3 & 9 months - Children	59	318	18.6%	59.5%	58.9%	57.6%
% of FP17s for the same patient ID Re-attending between 3 & 9 months - Adults	214	686	31.2%	54.0%	52.2%	50.1%
% of FP17s for Band 1 Urgent Courses	67	987	6.8%	8.8%	9.2%	9.1%
% of FP17s Relating to Free Repair or Replacements	4	987	0.4%	0.9%	1.0%	0.8%
% of FP17s Relating to Continuations	4	987	0.4%	1.3%	1.4%	1.2%
% of Patients satisfied with the dentistry they have received	1	1	N/A	92.4%	93.1%	92.8%
% of Patients satisfied with the time they had to wait for an appointment	1	1	N/A	87.6%	89.5%	88.7%

* This is based on patients treated on this contract for their most recent course of treatment. Figures in italics indicate the base number of FP17s or Patient Questionnaire responses are less than 100. N/A is shown where the base number of responses is less than 10 during the period. % is calculated as Quantity/Base number*100

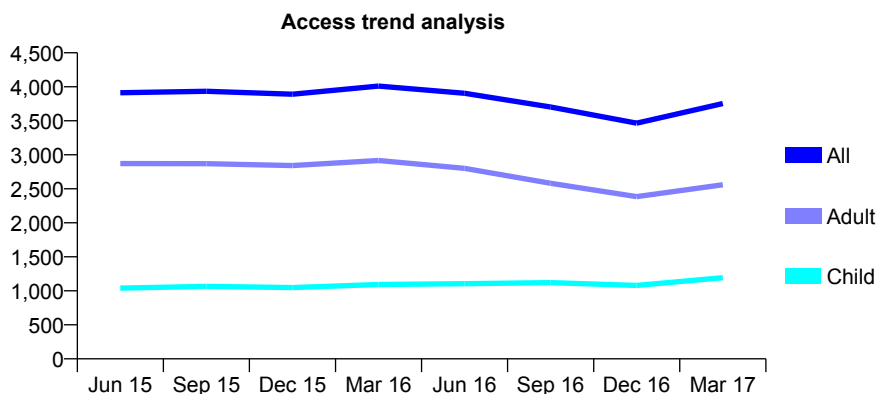
Q52 - Vital Signs At a Glance Contract Report for 719188/0001 - March 2017

Name or company name	MR K RISHI
Contract type name	GDS Contract
Purpose of contract	General
Contract start date	25/09/2012
Contract end date	

16/17 Contracted general activity (UDA)	10,815
Carry forward general activity (UDA)	-105
16/17 Contracted orthodontic activity (UOA)	0
Carry forward orthodontic activity (UOA)	0
Baseline contract value	£331,818.95

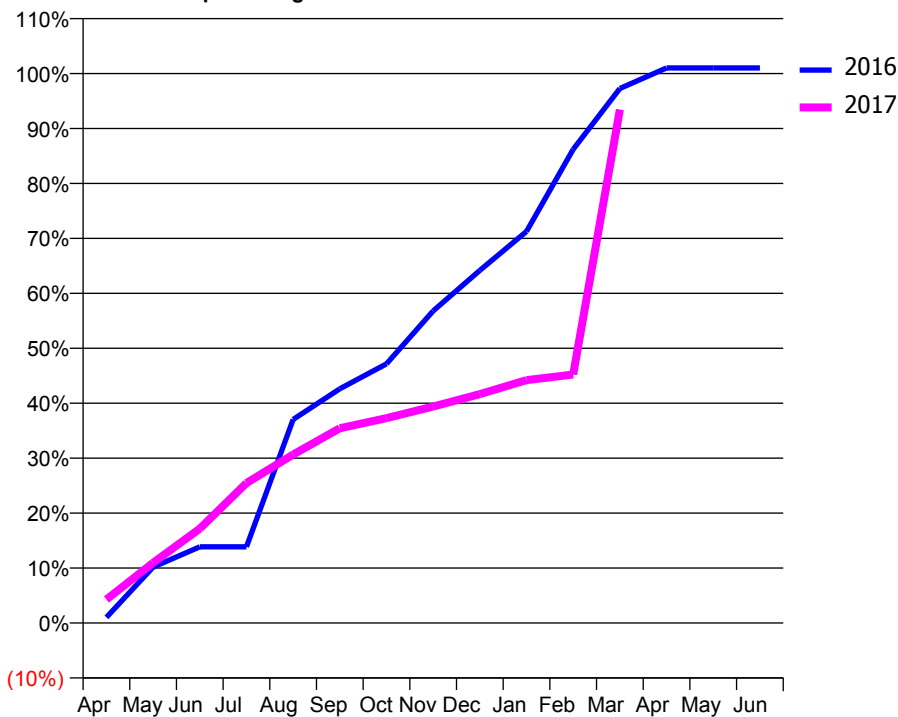
ACCESS*

Patients seen in 24 months	Total	Change since previous quarter
Quarter ending March 2016	4,010	
Quarter ending June 2016	3,904	↓
Quarter ending September 2016	3,702	↓
Quarter ending December 2016	3,465	↓
Quarter ending March 2017	3,754	↑
Variance since March 2016	(6.4%)	↓



ACTIVITY

Cumulative percentage of contracted UDA delivered 2016 & 2017



Month	Adjusted Scheduled Activity (UDA)	
	2016	2017
April	106	462
May	1,050	1,186
June	1,429	1,857
July	1,429	2,753
August	3,817	3,317
September	4,390	3,833
October	4,860	4,032
November	5,852	4,261
December	6,611	4,504
January	7,342	4,781
February	8,883	4,890
March	10,021	10,106
April	10,406	
May	10,407	
June	10,408	

QUALITY

	Quantity	Base Number	Contract	AT	Region	England
% of FP17s for the same patient ID Re-attending within 3 months - Children	96	2,048	4.7%	11.4%	13.3%	12.3%
% of FP17s for the same patient ID Re-attending within 3 months - Adults	348	3,804	9.1%	15.5%	17.3%	16.7%
% of FP17s for the same patient ID Re-attending between 3 & 9 months - Children	1,514	2,048	73.9%	59.5%	58.9%	57.6%
% of FP17s for the same patient ID Re-attending between 3 & 9 months - Adults	2,750	3,804	72.3%	54.0%	52.2%	50.1%
% of FP17s for Band 1 Urgent Courses	150	5,292	2.8%	8.8%	9.2%	9.1%
% of FP17s Relating to Free Repair or Replacements	7	5,292	0.1%	0.9%	1.0%	0.8%
% of FP17s Relating to Continuations	50	5,292	0.9%	1.3%	1.4%	1.2%
% of Patients satisfied with the dentistry they have received	1	1	N/A	92.4%	93.1%	92.8%
% of Patients satisfied with the time they had to wait for an appointment	1	1	N/A	87.6%	89.5%	88.7%

* This is based on patients treated on this contract for their most recent course of treatment. Figures in italics indicate the base number of FP17s or Patient Questionnaire responses are less than 100. N/A is shown where the base number of responses is less than 10 during the period. % is calculated as Quantity/Base number*100

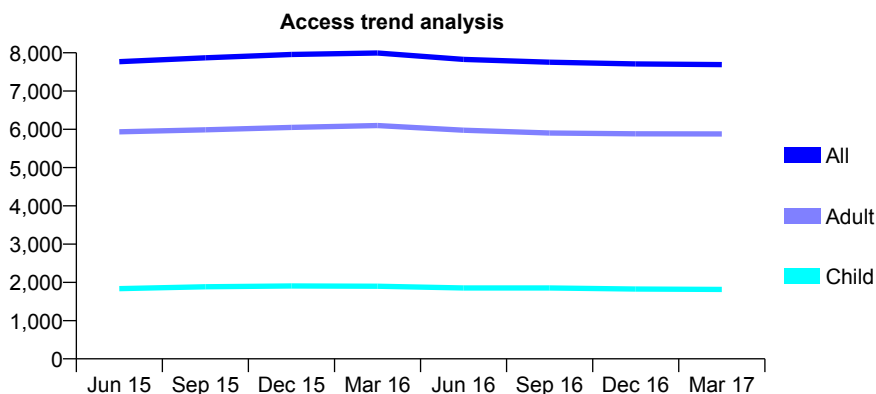
Q52 - Vital Signs At a Glance Contract Report for 721980/0004 - March 2017

Name or company name	MR A HUSSAIN
Contract type name	GDS Contract
Purpose of contract	General
Contract start date	02/07/2007
Contract end date	

16/17 Contracted general activity (UDA)	22,272
Carry forward general activity (UDA)	221
16/17 Contracted orthodontic activity (UOA)	0
Carry forward orthodontic activity (UOA)	0
Baseline contract value	£646,516.88

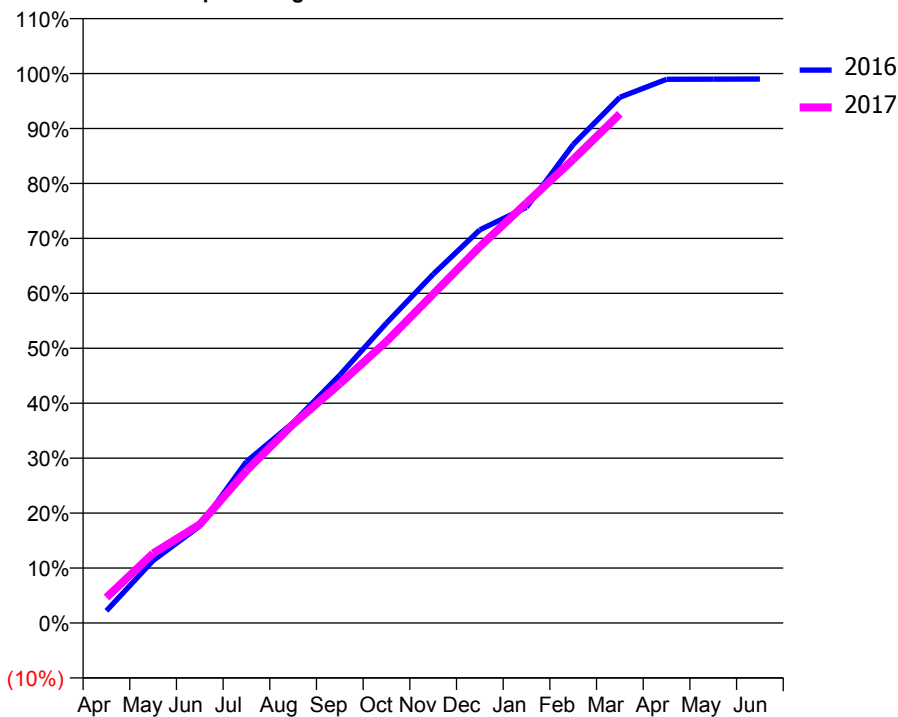
ACCESS*

Patients seen in 24 months	Total	Change since previous quarter
Quarter ending March 2016	7,995	
Quarter ending June 2016	7,828	↓
Quarter ending September 2016	7,754	→
Quarter ending December 2016	7,708	→
Quarter ending March 2017	7,692	→
Variance since March 2016	(3.8%)	↓



ACTIVITY

Cumulative percentage of contracted UDA delivered 2016 & 2017



Month	Adjusted Scheduled Activity (UDA)	
	2016	2017
April	494	1,035
May	2,530	2,822
June	3,932	3,994
July	6,545	6,175
August	8,121	8,060
September	10,048	9,697
October	12,157	11,410
November	14,137	13,332
December	15,936	15,255
January	16,851	17,029
February	19,397	18,792
March	21,309	20,637
April	22,039	
May	22,042	
June	22,051	

QUALITY

	Quantity	Base Number	Contract	AT	Region	England
% of FP17s for the same patient ID Re-attending within 3 months - Children	246	2,659	9.3%	11.4%	13.3%	12.3%
% of FP17s for the same patient ID Re-attending within 3 months - Adults	1,451	8,710	16.7%	15.5%	17.3%	16.7%
% of FP17s for the same patient ID Re-attending between 3 & 9 months - Children	1,421	2,659	53.4%	59.5%	58.9%	57.6%
% of FP17s for the same patient ID Re-attending between 3 & 9 months - Adults	4,706	8,710	54.0%	54.0%	52.2%	50.1%
% of FP17s for Band 1 Urgent Courses	362	10,858	3.3%	8.8%	9.2%	9.1%
% of FP17s Relating to Free Repair or Replacements	127	10,858	1.2%	0.9%	1.0%	0.8%
% of FP17s Relating to Continuations	224	10,858	2.1%	1.3%	1.4%	1.2%
% of Patients satisfied with the dentistry they have received	6	7	N/A	92.4%	93.1%	92.8%
% of Patients satisfied with the time they had to wait for an appointment	5	7	N/A	87.6%	89.5%	88.7%

* This is based on patients treated on this contract for their most recent course of treatment. Figures in italics indicate the base number of FP17s or Patient Questionnaire responses are less than 100. N/A is shown where the base number of responses is less than 10 during the period. % is calculated as Quantity/Base number*100

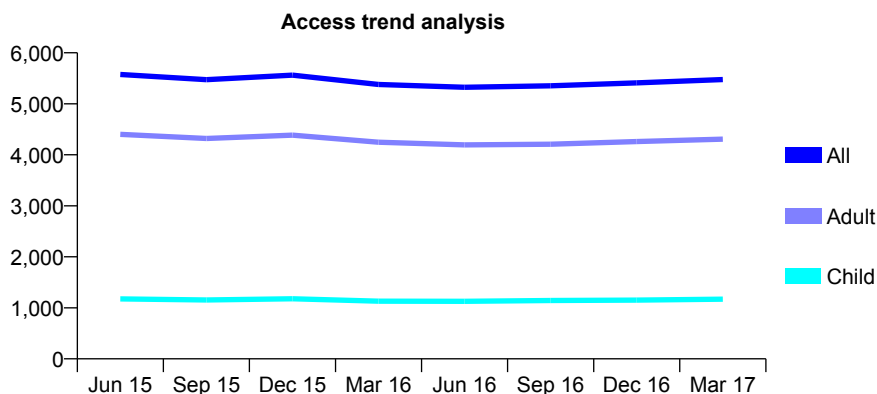
Q52 - Vital Signs At a Glance Contract Report for 721980/0006 - March 2017

Name or company name	MR A HUSSAIN
Contract type name	GDS Contract
Purpose of contract	General
Contract start date	02/07/2007
Contract end date	

16/17 Contracted general activity (UDA)	15,185
Carry forward general activity (UDA)	-304
16/17 Contracted orthodontic activity (UOA)	0
Carry forward orthodontic activity (UOA)	0
Baseline contract value	£451,069.94

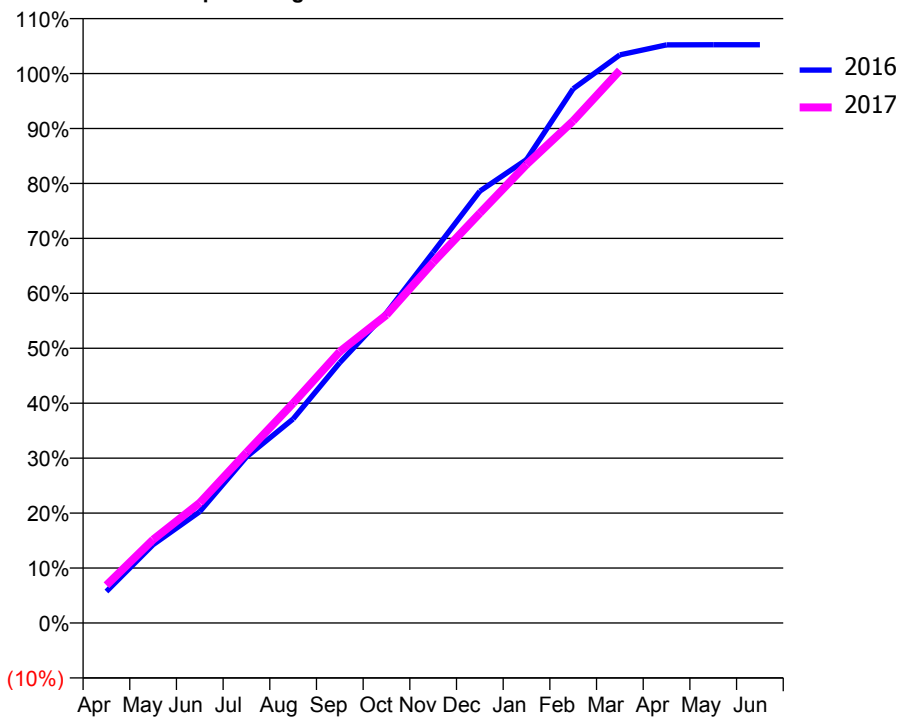
ACCESS*

Patients seen in 24 months	Total	Change since previous quarter
Quarter ending March 2016	5,378	
Quarter ending June 2016	5,325	→
Quarter ending September 2016	5,354	→
Quarter ending December 2016	5,411	→
Quarter ending March 2017	5,477	→
Variance since March 2016	1.8%	→



ACTIVITY

Cumulative percentage of contracted UDA delivered 2016 & 2017



Month	Adjusted Scheduled Activity (UDA)	
	2016	2017
April	872	1,043
May	2,164	2,305
June	3,078	3,324
July	4,590	4,710
August	5,641	6,073
September	7,196	7,500
October	8,573	8,513
November	10,247	9,966
December	11,932	11,325
January	12,807	12,670
February	14,764	13,875
March	15,701	15,274
April	15,976	
May	15,981	
June	15,981	

QUALITY

	Quantity	Base Number	Contract	AT	Region	England
% of FP17s for the same patient ID Re-attending within 3 months - Children	218	2,070	10.5%	11.4%	13.3%	12.3%
% of FP17s for the same patient ID Re-attending within 3 months - Adults	979	6,983	14.0%	15.5%	17.3%	16.7%
% of FP17s for the same patient ID Re-attending between 3 & 9 months - Children	1,282	2,070	61.9%	59.5%	58.9%	57.6%
% of FP17s for the same patient ID Re-attending between 3 & 9 months - Adults	4,378	6,983	62.7%	54.0%	52.2%	50.1%
% of FP17s for Band 1 Urgent Courses	413	8,891	4.6%	8.8%	9.2%	9.1%
% of FP17s Relating to Free Repair or Replacements	137	8,891	1.5%	0.9%	1.0%	0.8%
% of FP17s Relating to Continuations	88	8,891	1.0%	1.3%	1.4%	1.2%
% of Patients satisfied with the dentistry they have received	9	9	N/A	92.4%	93.1%	92.8%
% of Patients satisfied with the time they had to wait for an appointment	7	9	N/A	87.6%	89.5%	88.7%

* This is based on patients treated on this contract for their most recent course of treatment. Figures in italics indicate the base number of FP17s or Patient Questionnaire responses are less than 100. N/A is shown where the base number of responses is less than 10 during the period. % is calculated as Quantity/Base number*100

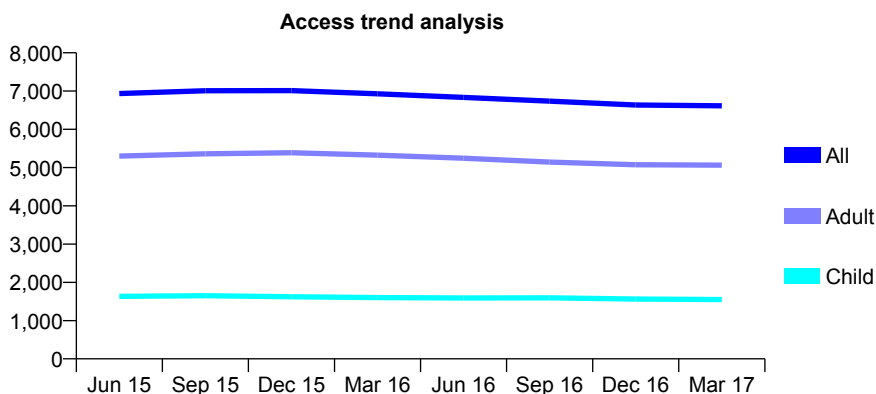
Q52 - Vital Signs At a Glance Contract Report for 721980/0007 - March 2017

Name or company name	MR A HUSSAIN
Contract type name	GDS Contract
Purpose of contract	General
Contract start date	02/07/2007
Contract end date	

16/17 Contracted general activity (UDA)	19,645
Carry forward general activity (UDA)	-275
16/17 Contracted orthodontic activity (UOA)	0
Carry forward orthodontic activity (UOA)	0
Baseline contract value	£597,986.04

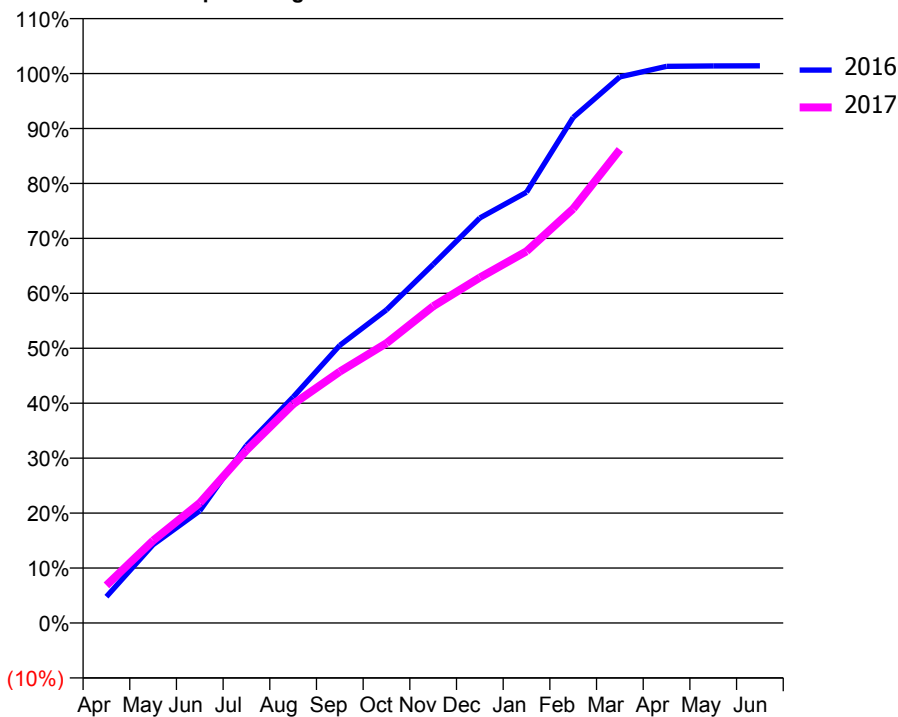
ACCESS*

Patients seen in 24 months	Total	Change since previous quarter
Quarter ending March 2016	6,927	
Quarter ending June 2016	6,835	↓
Quarter ending September 2016	6,736	↓
Quarter ending December 2016	6,635	↓
Quarter ending March 2017	6,613	→
Variance since March 2016	(4.5%)	↓



ACTIVITY

Cumulative percentage of contracted UDA delivered 2016 & 2017



Adjusted Scheduled Activity (UDA)

Month	2016	2017
April	942	1,346
May	2,800	2,949
June	4,014	4,291
July	6,345	6,175
August	8,079	7,826
September	9,927	8,991
October	11,194	10,003
November	12,820	11,326
December	14,479	12,350
January	15,403	13,286
February	18,076	14,809
March	19,527	16,927
April	19,902	
May	19,914	
June	19,920	

QUALITY

	Quantity	Base Number	Contract	AT	Region	England
% of FP17s for the same patient ID Re-attending within 3 months - Children	191	2,068	9.2%	11.4%	13.3%	12.3%
% of FP17s for the same patient ID Re-attending within 3 months - Adults	871	6,616	13.2%	15.5%	17.3%	16.7%
% of FP17s for the same patient ID Re-attending between 3 & 9 months - Children	1,255	2,068	60.7%	59.5%	58.9%	57.6%
% of FP17s for the same patient ID Re-attending between 3 & 9 months - Adults	4,039	6,616	61.0%	54.0%	52.2%	50.1%
% of FP17s for Band 1 Urgent Courses	320	8,486	3.8%	8.8%	9.2%	9.1%
% of FP17s Relating to Free Repair or Replacements	127	8,486	1.5%	0.9%	1.0%	0.8%
% of FP17s Relating to Continuations	159	8,486	1.9%	1.3%	1.4%	1.2%
% of Patients satisfied with the dentistry they have received	11	12	91.7%	92.4%	93.1%	92.8%
% of Patients satisfied with the time they had to wait for an appointment	11	12	91.7%	87.6%	89.5%	88.7%

* This is based on patients treated on this contract for their most recent course of treatment. Figures in italics indicate the base number of FP17s or Patient Questionnaire responses are less than 100. N/A is shown where the base number of responses is less than 10 during the period. % is calculated as Quantity/Base number*100

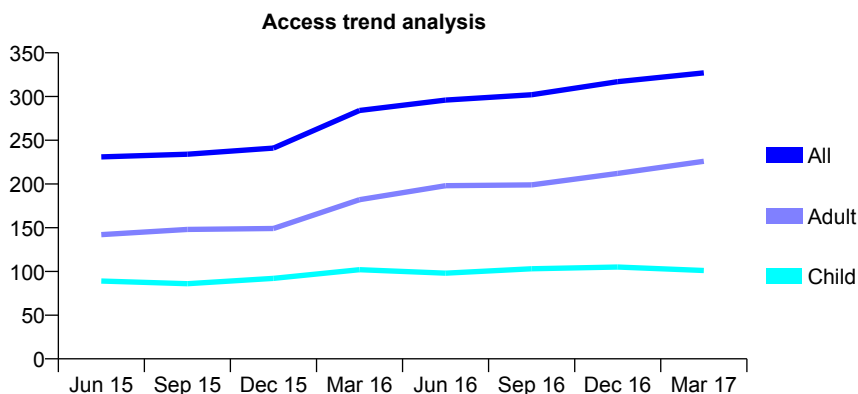
Q52 - Vital Signs At a Glance Contract Report for 729264/0001 - March 2017

Name or company name	MISS AM MILARVIE
Contract type name	GDS Contract
Purpose of contract	General
Contract start date	01/04/2006
Contract end date	

16/17 Contracted general activity (UDA)	1,042
Carry forward general activity (UDA)	0
16/17 Contracted orthodontic activity (UOA)	0
Carry forward orthodontic activity (UOA)	0
Baseline contract value	£25,841.95

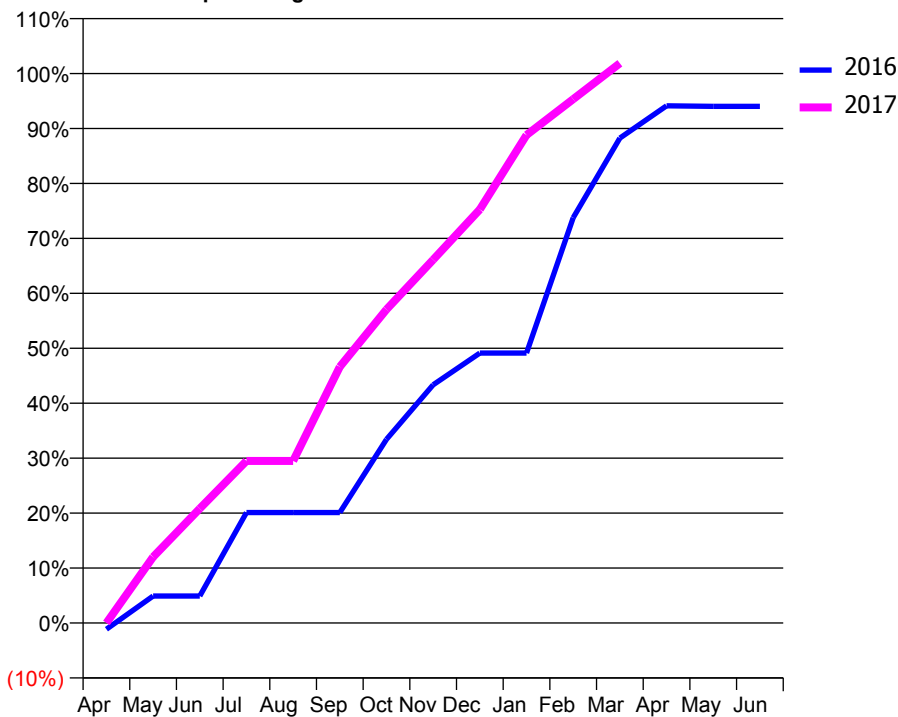
ACCESS*

Patients seen in 24 months	Total	Change since previous quarter
Quarter ending March 2016	284	
Quarter ending June 2016	296	↑
Quarter ending September 2016	302	↑
Quarter ending December 2016	317	↑
Quarter ending March 2017	327	↑
Variance since March 2016	15.1%	↑



ACTIVITY

Cumulative percentage of contracted UDA delivered 2016 & 2017



Month	Adjusted Scheduled Activity (UDA)	
	2016	2017
April	-12	0
May	51	125
June	51	217
July	210	307
August	210	307
September	210	486
October	348	595
November	452	689
December	512	784
January	512	925
February	769	993
March	920	1,061
April	981	
May	980	
June	980	

QUALITY

	Quantity	Base Number	Contract	AT	Region	England
% of FP17s for the same patient ID Re-attending within 3 months - Children	6	135	4.4%	11.4%	13.3%	12.3%
% of FP17s for the same patient ID Re-attending within 3 months - Adults	61	309	19.7%	15.5%	17.3%	16.7%
% of FP17s for the same patient ID Re-attending between 3 & 9 months - Children	77	135	57.0%	59.5%	58.9%	57.6%
% of FP17s for the same patient ID Re-attending between 3 & 9 months - Adults	126	309	40.8%	54.0%	52.2%	50.1%
% of FP17s for Band 1 Urgent Courses	12	426	2.8%	8.8%	9.2%	9.1%
% of FP17s Relating to Free Repair or Replacements	2	426	0.5%	0.9%	1.0%	0.8%
% of FP17s Relating to Continuations	0	426	0.0%	1.3%	1.4%	1.2%
% of Patients satisfied with the dentistry they have received	0	0	N/A	92.4%	93.1%	92.8%
% of Patients satisfied with the time they had to wait for an appointment	0	0	N/A	87.6%	89.5%	88.7%

* This is based on patients treated on this contract for their most recent course of treatment. Figures in italics indicate the base number of FP17s or Patient Questionnaire responses are less than 100. N/A is shown where the base number of responses is less than 10 during the period. % is calculated as Quantity/Base number*100

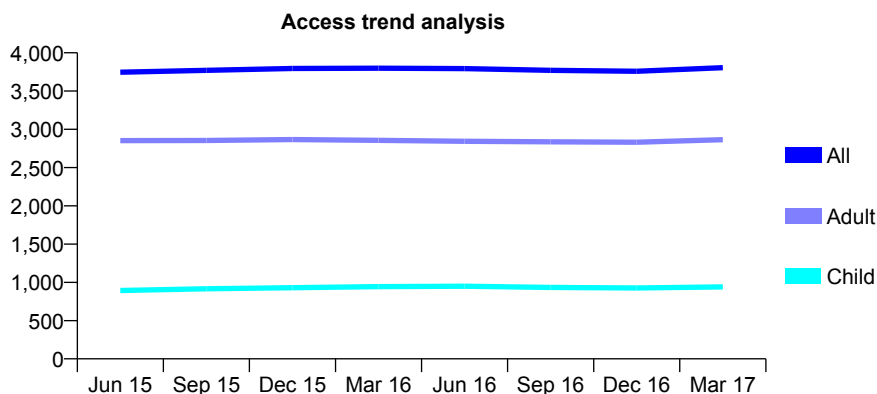
Q52 - Vital Signs At a Glance Contract Report for 731447/0001 - March 2017

Name or company name	MRS CI GRAVE
Contract type name	GDS Contract
Purpose of contract	General
Contract start date	01/04/2006
Contract end date	

16/17 Contracted general activity (UDA)	10,000
Carry forward general activity (UDA)	375
16/17 Contracted orthodontic activity (UOA)	0
Carry forward orthodontic activity (UOA)	0
Baseline contract value	£227,736.04

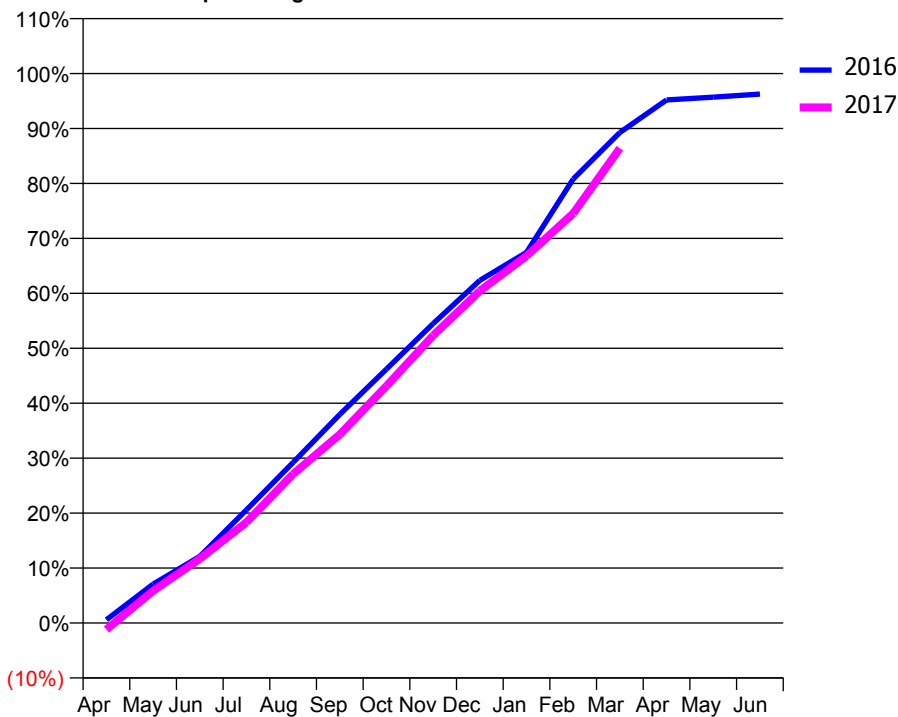
ACCESS*

Patients seen in 24 months	Total	Change since previous quarter
Quarter ending March 2016	3,799	
Quarter ending June 2016	3,793	→
Quarter ending September 2016	3,770	→
Quarter ending December 2016	3,758	→
Quarter ending March 2017	3,806	→
Variance since March 2016	0.2%	→



ACTIVITY

Cumulative percentage of contracted UDA delivered 2016 & 2017



Month	Adjusted Scheduled Activity (UDA)	
	2016	2017
April	59	-120
May	706	587
June	1,213	1,167
July	2,060	1,834
August	2,923	2,712
September	3,796	3,433
October	4,622	4,314
November	5,449	5,232
December	6,234	6,043
January	6,746	6,681
February	8,080	7,454
March	8,926	8,641
April	9,520	
May	9,569	
June	9,625	

QUALITY

	Quantity	Base Number	Contract	AT	Region	England
% of FP17s for the same patient ID Re-attending within 3 months - Children	154	1,509	10.2%	11.4%	13.3%	12.3%
% of FP17s for the same patient ID Re-attending within 3 months - Adults	908	3,938	23.1%	15.5%	17.3%	16.7%
% of FP17s for the same patient ID Re-attending between 3 & 9 months - Children	884	1,509	58.6%	59.5%	58.9%	57.6%
% of FP17s for the same patient ID Re-attending between 3 & 9 months - Adults	1,273	3,938	32.3%	54.0%	52.2%	50.1%
% of FP17s for Band 1 Urgent Courses	830	5,060	16.4%	8.8%	9.2%	9.1%
% of FP17s Relating to Free Repair or Replacements	16	5,060	0.3%	0.9%	1.0%	0.8%
% of FP17s Relating to Continuations	166	5,060	3.3%	1.3%	1.4%	1.2%
% of Patients satisfied with the dentistry they have received	7	8	N/A	92.4%	93.1%	92.8%
% of Patients satisfied with the time they had to wait for an appointment	7	8	N/A	87.6%	89.5%	88.7%

* This is based on patients treated on this contract for their most recent course of treatment. Figures in italics indicate the base number of FP17s or Patient Questionnaire responses are less than 100. N/A is shown where the base number of responses is less than 10 during the period. % is calculated as Quantity/Base number*100

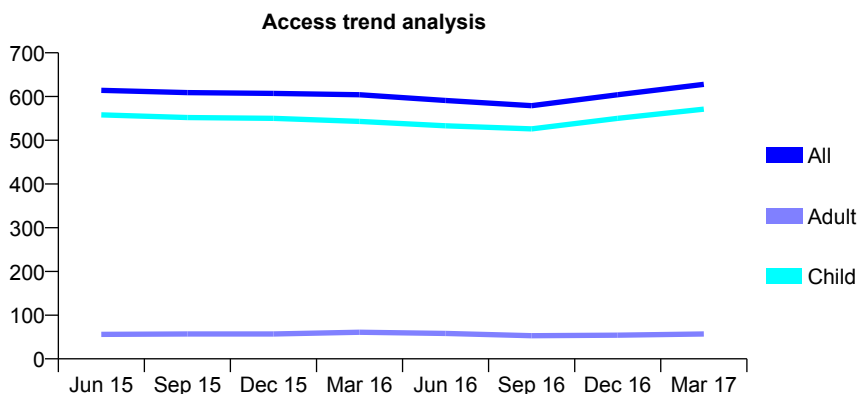
Q52 - Vital Signs At a Glance Contract Report for 738697/0001 - March 2017

Name or company name	MR RG LETTON
Contract type name	GDS Contract
Purpose of contract	General
Contract start date	01/04/2006
Contract end date	

16/17 Contracted general activity (UDA)	1,350
Carry forward general activity (UDA)	0
16/17 Contracted orthodontic activity (UOA)	0
Carry forward orthodontic activity (UOA)	0
Baseline contract value	£31,739.34

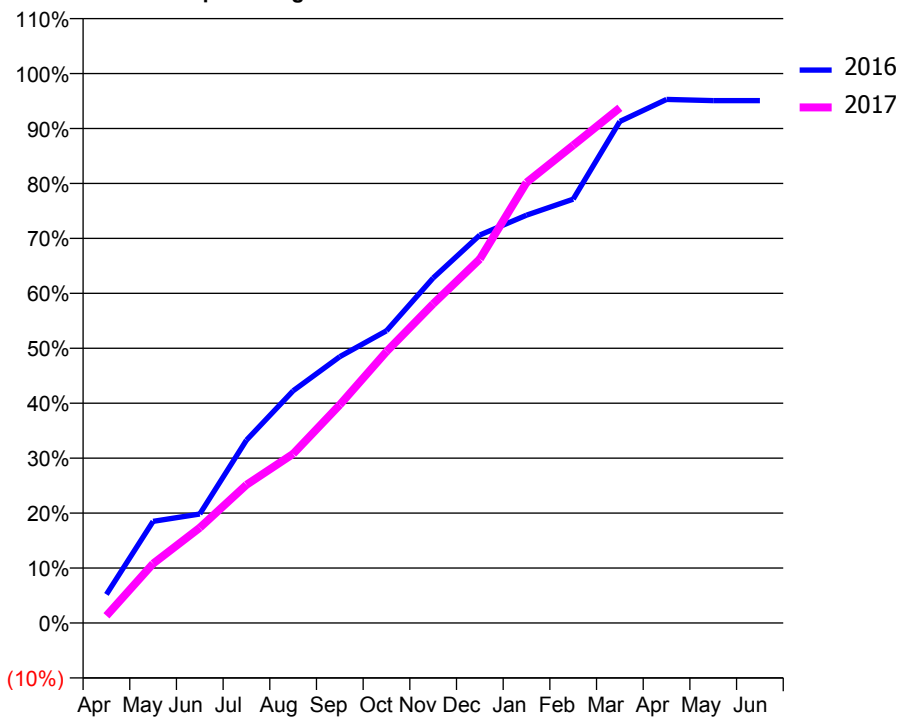
ACCESS*

Patients seen in 24 months	Total	Change since previous quarter
Quarter ending March 2016	604	
Quarter ending June 2016	591	↓
Quarter ending September 2016	579	↓
Quarter ending December 2016	604	↑
Quarter ending March 2017	628	↑
Variance since March 2016	4.0%	↑



ACTIVITY

Cumulative percentage of contracted UDA delivered 2016 & 2017



Month	Adjusted Scheduled Activity (UDA)	
	2016	2017
April	70	18
May	250	146
June	268	234
July	449	339
August	571	416
September	654	536
October	718	667
November	848	784
December	953	894
January	1,002	1,082
February	1,041	1,174
March	1,232	1,266
April	1,286	
May	1,283	
June	1,283	

QUALITY

	Quantity	Base Number	Contract	AT	Region	England
% of FP17s for the same patient ID Re-attending within 3 months - Children	68	908	7.5%	11.4%	13.3%	12.3%
% of FP17s for the same patient ID Re-attending within 3 months - Adults	3	29	10.3%	15.5%	17.3%	16.7%
% of FP17s for the same patient ID Re-attending between 3 & 9 months - Children	572	908	63.0%	59.5%	58.9%	57.6%
% of FP17s for the same patient ID Re-attending between 3 & 9 months - Adults	20	29	69.0%	54.0%	52.2%	50.1%
% of FP17s for Band 1 Urgent Courses	14	898	1.6%	8.8%	9.2%	9.1%
% of FP17s Relating to Free Repair or Replacements	0	898	0.0%	0.9%	1.0%	0.8%
% of FP17s Relating to Continuations	0	898	0.0%	1.3%	1.4%	1.2%
% of Patients satisfied with the dentistry they have received	0	0	N/A	92.4%	93.1%	92.8%
% of Patients satisfied with the time they had to wait for an appointment	0	0	N/A	87.6%	89.5%	88.7%

* This is based on patients treated on this contract for their most recent course of treatment. Figures in italics indicate the base number of FP17s or Patient Questionnaire responses are less than 100. N/A is shown where the base number of responses is less than 10 during the period. % is calculated as Quantity/Base number*100

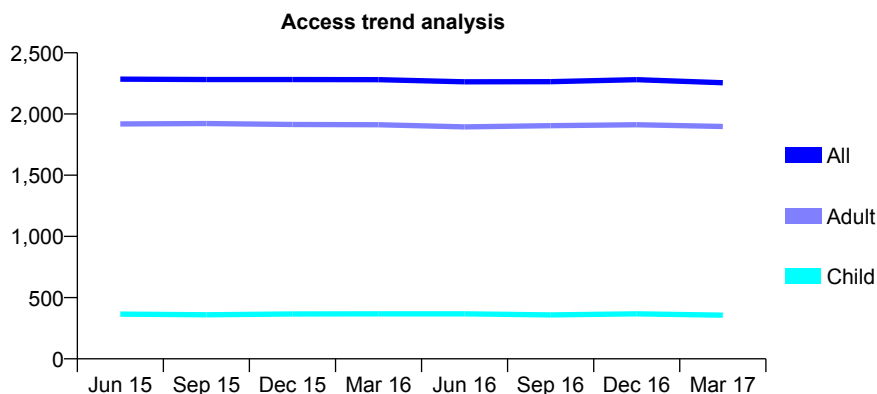
Q52 - Vital Signs At a Glance Contract Report for 739367/0001 - March 2017

Name or company name	MR MW SOUTH
Contract type name	GDS Contract
Purpose of contract	General
Contract start date	01/04/2006
Contract end date	

16/17 Contracted general activity (UDA)	8,098
Carry forward general activity (UDA)	-4
16/17 Contracted orthodontic activity (UOA)	0
Carry forward orthodontic activity (UOA)	0
Baseline contract value	£217,752.50

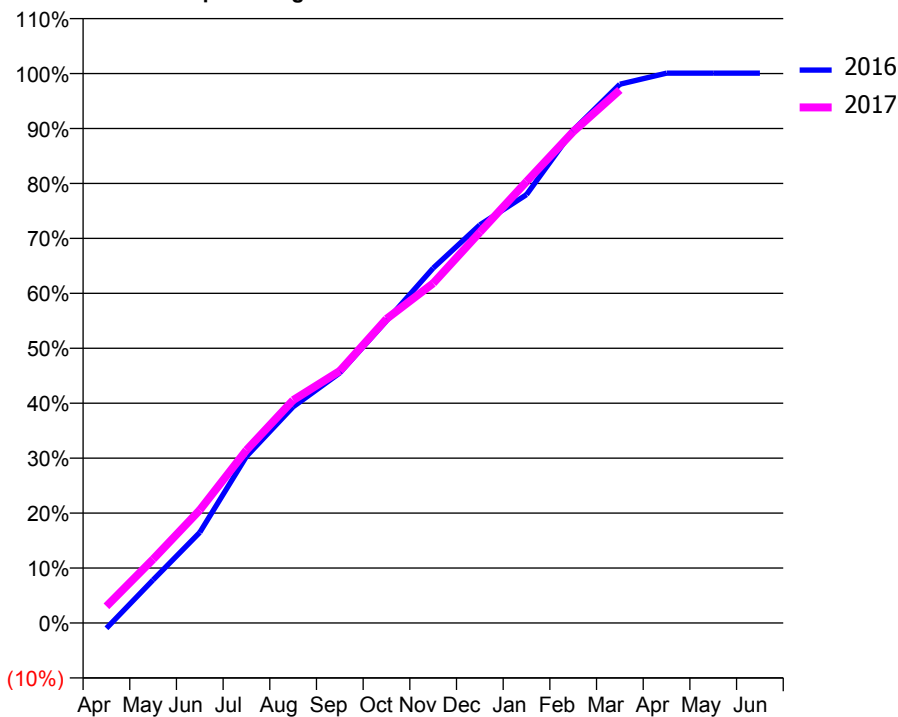
ACCESS*

Patients seen in 24 months	Total	Change since previous quarter
Quarter ending March 2016	2,280	
Quarter ending June 2016	2,263	→
Quarter ending September 2016	2,264	→
Quarter ending December 2016	2,280	→
Quarter ending March 2017	2,255	↓
Variance since March 2016	(1.1%)	↓



ACTIVITY

Cumulative percentage of contracted UDA delivered 2016 & 2017



Month	Adjusted Scheduled Activity (UDA)	
	2016	2017
April	-80	247
May	635	941
June	1,335	1,666
July	2,456	2,547
August	3,186	3,285
September	3,686	3,716
October	4,454	4,482
November	5,230	5,005
December	5,867	5,759
January	6,313	6,505
February	7,263	7,241
March	7,940	7,856
April	8,102	
May	8,102	
June	8,102	

QUALITY

	Quantity	Base Number	Contract	AT	Region	England
% of FP17s for the same patient ID Re-attending within 3 months - Children	26	610	4.3%	11.4%	13.3%	12.3%
% of FP17s for the same patient ID Re-attending within 3 months - Adults	457	3,144	14.5%	15.5%	17.3%	16.7%
% of FP17s for the same patient ID Re-attending between 3 & 9 months - Children	431	610	70.7%	59.5%	58.9%	57.6%
% of FP17s for the same patient ID Re-attending between 3 & 9 months - Adults	1,908	3,144	60.7%	54.0%	52.2%	50.1%
% of FP17s for Band 1 Urgent Courses	296	3,665	8.1%	8.8%	9.2%	9.1%
% of FP17s Relating to Free Repair or Replacements	72	3,665	2.0%	0.9%	1.0%	0.8%
% of FP17s Relating to Continuations	135	3,665	3.7%	1.3%	1.4%	1.2%
% of Patients satisfied with the dentistry they have received	8	8	N/A	92.4%	93.1%	92.8%
% of Patients satisfied with the time they had to wait for an appointment	8	8	N/A	87.6%	89.5%	88.7%

* This is based on patients treated on this contract for their most recent course of treatment. Figures in italics indicate the base number of FP17s or Patient Questionnaire responses are less than 100. N/A is shown where the base number of responses is less than 10 during the period. % is calculated as Quantity/Base number*100

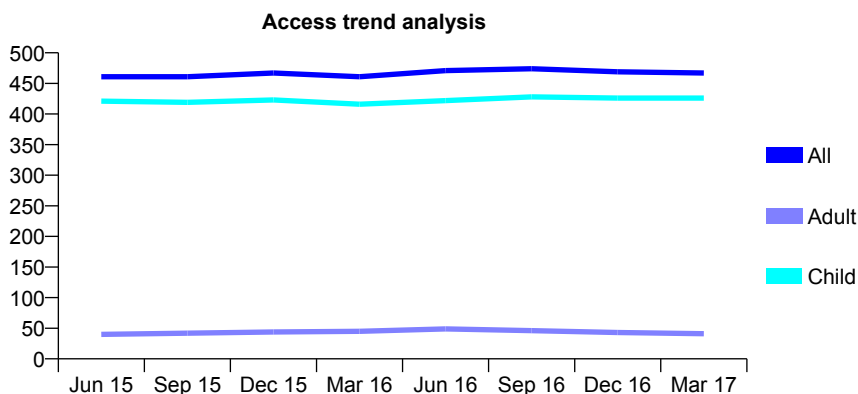
Q52 - Vital Signs At a Glance Contract Report for 745669/0001 - March 2017

Name or company name	MR RA MUIRHEAD
Contract type name	GDS Contract
Purpose of contract	General
Contract start date	01/04/2006
Contract end date	

16/17 Contracted general activity (UDA)	948
Carry forward general activity (UDA)	-19
16/17 Contracted orthodontic activity (UOA)	0
Carry forward orthodontic activity (UOA)	0
Baseline contract value	£27,096.13

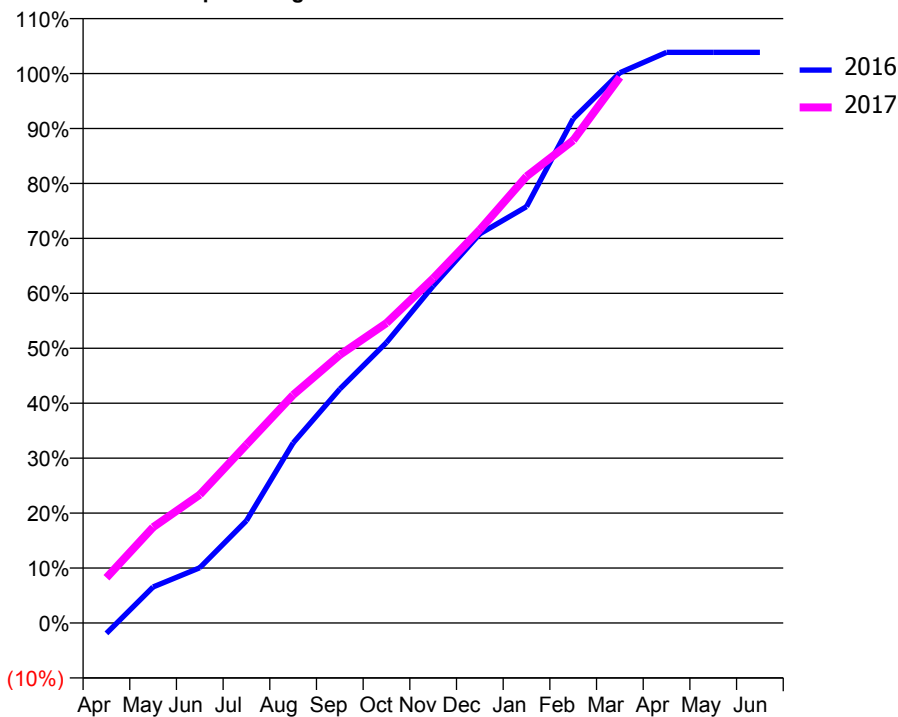
ACCESS*

Patients seen in 24 months	Total	Change since previous quarter
Quarter ending March 2016	461	
Quarter ending June 2016	471	↑
Quarter ending September 2016	474	→
Quarter ending December 2016	469	↓
Quarter ending March 2017	467	→
Variance since March 2016	1.3%	→



ACTIVITY

Cumulative percentage of contracted UDA delivered 2016 & 2017



Month	Adjusted Scheduled Activity (UDA)	
	2016	2017
April	-18	78
May	62	165
June	95	221
July	177	308
August	311	394
September	404	463
October	484	518
November	581	595
December	671	679
January	718	771
February	870	833
March	949	942
April	985	
May	985	
June	985	

QUALITY

	Quantity	Base Number	Contract	AT	Region	England
% of FP17s for the same patient ID Re-attending within 3 months - Children	73	799	9.1%	11.4%	13.3%	12.3%
% of FP17s for the same patient ID Re-attending within 3 months - Adults	1	1	100.0%	15.5%	17.3%	16.7%
% of FP17s for the same patient ID Re-attending between 3 & 9 months - Children	532	799	66.6%	59.5%	58.9%	57.6%
% of FP17s for the same patient ID Re-attending between 3 & 9 months - Adults	0	1	0.0%	54.0%	52.2%	50.1%
% of FP17s for Band 1 Urgent Courses	3	768	0.4%	8.8%	9.2%	9.1%
% of FP17s Relating to Free Repair or Replacements	0	768	0.0%	0.9%	1.0%	0.8%
% of FP17s Relating to Continuations	39	768	5.1%	1.3%	1.4%	1.2%
% of Patients satisfied with the dentistry they have received	0	0	N/A	92.4%	93.1%	92.8%
% of Patients satisfied with the time they had to wait for an appointment	0	0	N/A	87.6%	89.5%	88.7%

* This is based on patients treated on this contract for their most recent course of treatment. Figures in italics indicate the base number of FP17s or Patient Questionnaire responses are less than 100. N/A is shown where the base number of responses is less than 10 during the period. % is calculated as Quantity/Base number*100

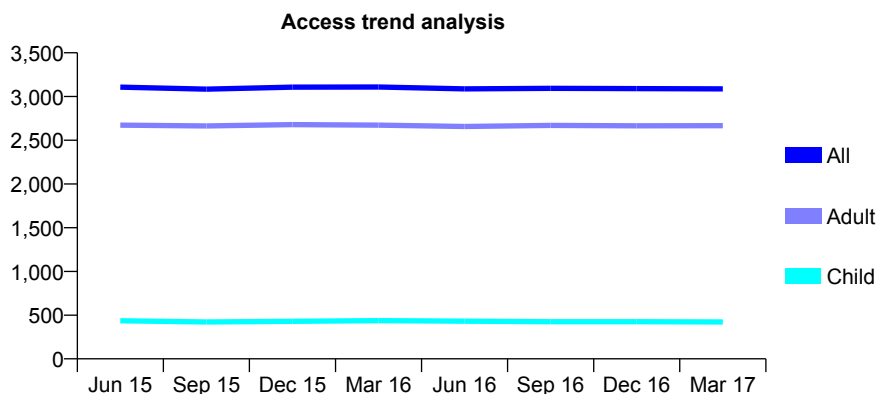
Q52 - Vital Signs At a Glance Contract Report for 751936/0001 - March 2017

Name or company name	MR P HARTLEY
Contract type name	GDS Contract
Purpose of contract	General
Contract start date	01/04/2006
Contract end date	

16/17 Contracted general activity (UDA)	8,300
Carry forward general activity (UDA)	109
16/17 Contracted orthodontic activity (UOA)	0
Carry forward orthodontic activity (UOA)	0
Baseline contract value	£189,306.38

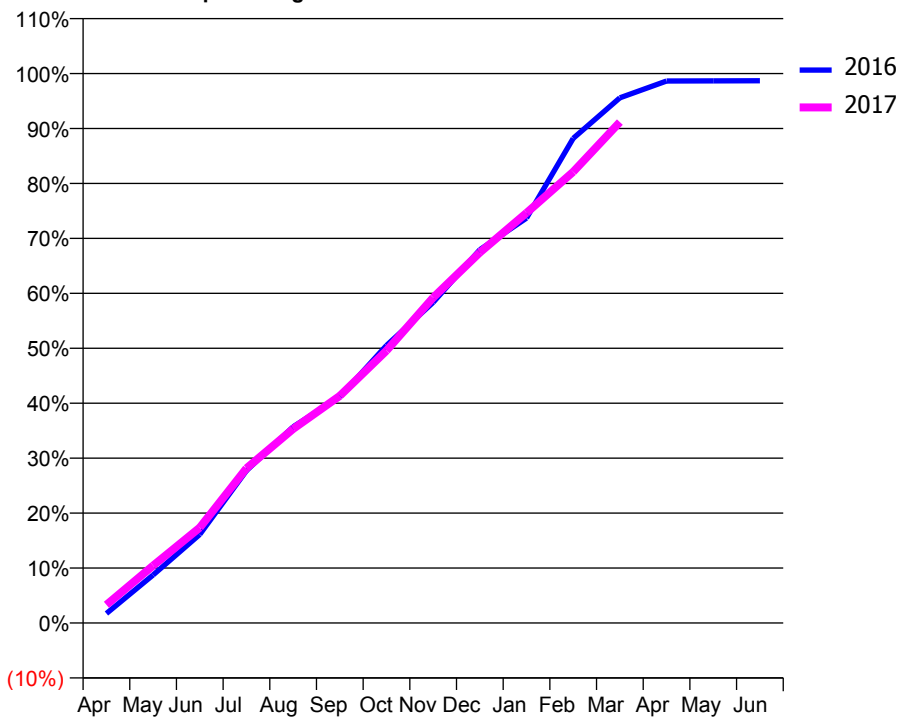
ACCESS*

Patients seen in 24 months	Total	Change since previous quarter
Quarter ending March 2016	3,109	
Quarter ending June 2016	3,088	→
Quarter ending September 2016	3,094	→
Quarter ending December 2016	3,090	→
Quarter ending March 2017	3,088	→
Variance since March 2016	(0.7%)	→



ACTIVITY

Cumulative percentage of contracted UDA delivered 2016 & 2017



Month	Adjusted Scheduled Activity (UDA)	
	2016	2017
April	143	275
May	727	867
June	1,339	1,441
July	2,301	2,337
August	2,965	2,931
September	3,417	3,431
October	4,192	4,113
November	4,843	4,916
December	5,639	5,595
January	6,116	6,194
February	7,321	6,816
March	7,933	7,566
April	8,186	
May	8,189	
June	8,191	

QUALITY

	Quantity	Base Number	Contract	AT	Region	England
% of FP17s for the same patient ID Re-attending within 3 months - Children	21	652	3.2%	11.4%	13.3%	12.3%
% of FP17s for the same patient ID Re-attending within 3 months - Adults	383	3,935	9.7%	15.5%	17.3%	16.7%
% of FP17s for the same patient ID Re-attending between 3 & 9 months - Children	449	652	68.9%	59.5%	58.9%	57.6%
% of FP17s for the same patient ID Re-attending between 3 & 9 months - Adults	2,444	3,935	62.1%	54.0%	52.2%	50.1%
% of FP17s for Band 1 Urgent Courses	59	4,415	1.3%	8.8%	9.2%	9.1%
% of FP17s Relating to Free Repair or Replacements	50	4,415	1.1%	0.9%	1.0%	0.8%
% of FP17s Relating to Continuations	117	4,415	2.7%	1.3%	1.4%	1.2%
% of Patients satisfied with the dentistry they have received	5	5	N/A	92.4%	93.1%	92.8%
% of Patients satisfied with the time they had to wait for an appointment	5	5	N/A	87.6%	89.5%	88.7%

* This is based on patients treated on this contract for their most recent course of treatment. Figures in italics indicate the base number of FP17s or Patient Questionnaire responses are less than 100. N/A is shown where the base number of responses is less than 10 during the period. % is calculated as Quantity/Base number*100

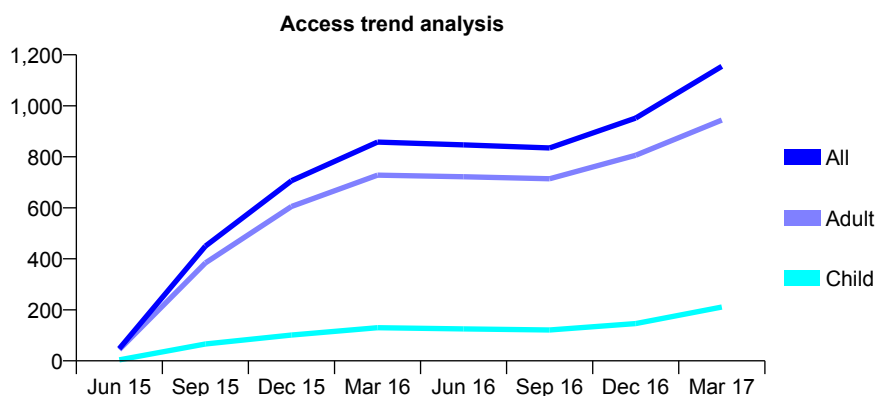
Q52 - Vital Signs At a Glance Contract Report for 759740/0005 - March 2017

Name or company name	N Kaushal
Contract type name	GDS Contract
Purpose of contract	General
Contract start date	08/05/2015
Contract end date	

16/17 Contracted general activity (UDA)	3,242
Carry forward general activity (UDA)	0
16/17 Contracted orthodontic activity (UOA)	0
Carry forward orthodontic activity (UOA)	0
Baseline contract value	£95,167.21

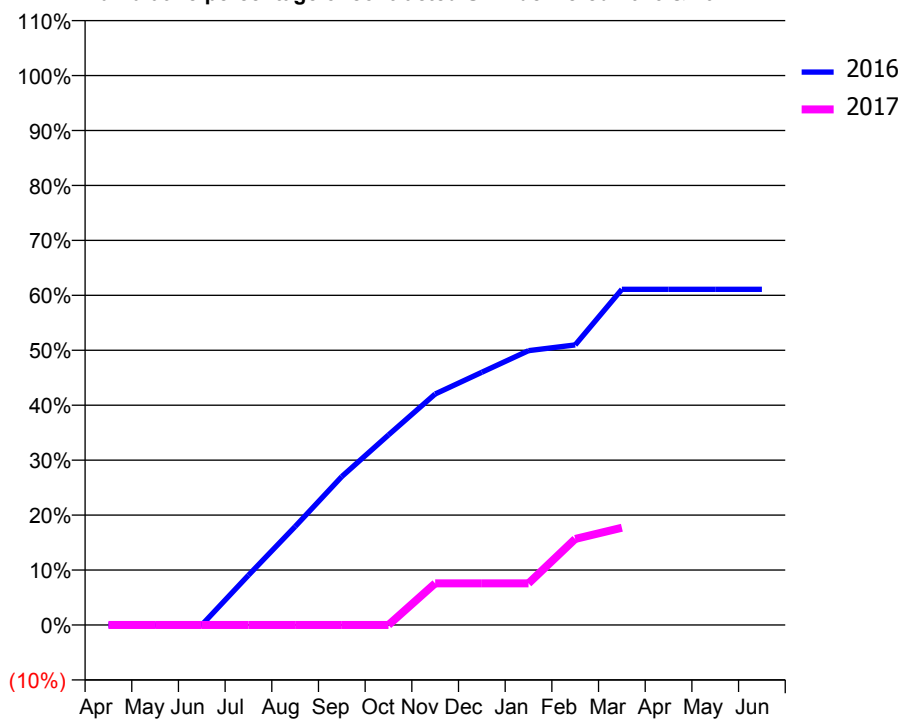
ACCESS*

Patients seen in 24 months	Total	Change since previous quarter
Quarter ending March 2016	858	
Quarter ending June 2016	847	↓
Quarter ending September 2016	835	↓
Quarter ending December 2016	952	↑
Quarter ending March 2017	1,155	↑
Variance since March 2016	34.6%	↑



ACTIVITY

Cumulative percentage of contracted UDA delivered 2016 & 2017



Month	Adjusted Scheduled Activity (UDA)	
	2016	2017
April	0	0
May	0	0
June	0	0
July	269	0
August	532	0
September	803	0
October	1,028	0
November	1,250	246
December	1,367	246
January	1,484	246
February	1,515	508
March	1,816	574
April	1,816	
May	1,816	
June	1,816	

QUALITY

	Quantity	Base Number	Contract	AT	Region	England
% of FP17s for the same patient ID Re-attending within 3 months - Children	2	80	2.5%	11.4%	13.3%	12.3%
% of FP17s for the same patient ID Re-attending within 3 months - Adults	59	467	12.6%	15.5%	17.3%	16.7%
% of FP17s for the same patient ID Re-attending between 3 & 9 months - Children	34	80	42.5%	59.5%	58.9%	57.6%
% of FP17s for the same patient ID Re-attending between 3 & 9 months - Adults	260	467	55.7%	54.0%	52.2%	50.1%
% of FP17s for Band 1 Urgent Courses	14	280	5.0%	8.8%	9.2%	9.1%
% of FP17s Relating to Free Repair or Replacements	4	280	1.4%	0.9%	1.0%	0.8%
% of FP17s Relating to Continuations	2	280	0.7%	1.3%	1.4%	1.2%
% of Patients satisfied with the dentistry they have received	0	0	N/A	92.4%	93.1%	92.8%
% of Patients satisfied with the time they had to wait for an appointment	0	0	N/A	87.6%	89.5%	88.7%

* This is based on patients treated on this contract for their most recent course of treatment. Figures in italics indicate the base number of FP17s or Patient Questionnaire responses are less than 100. N/A is shown where the base number of responses is less than 10 during the period. % is calculated as Quantity/Base number*100

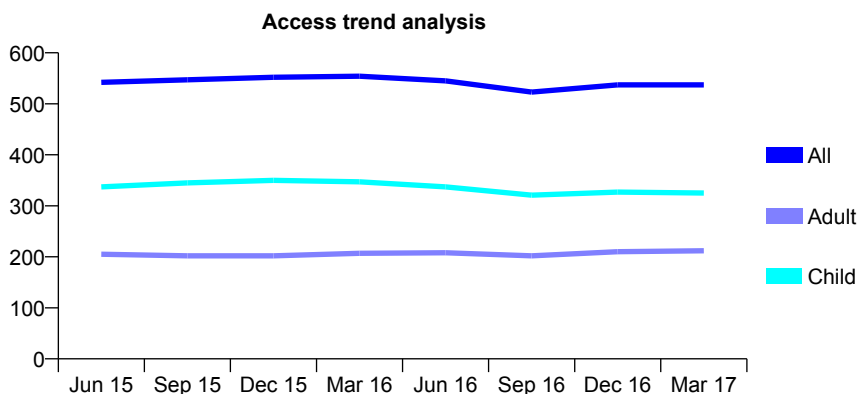
Q52 - Vital Signs At a Glance Contract Report for 764183/0001 - March 2017

Name or company name	MRS P DHILLON
Contract type name	GDS Contract
Purpose of contract	General
Contract start date	01/08/2006
Contract end date	

16/17 Contracted general activity (UDA)	1,550
Carry forward general activity (UDA)	0
16/17 Contracted orthodontic activity (UOA)	0
Carry forward orthodontic activity (UOA)	0
Baseline contract value	£49,129.29

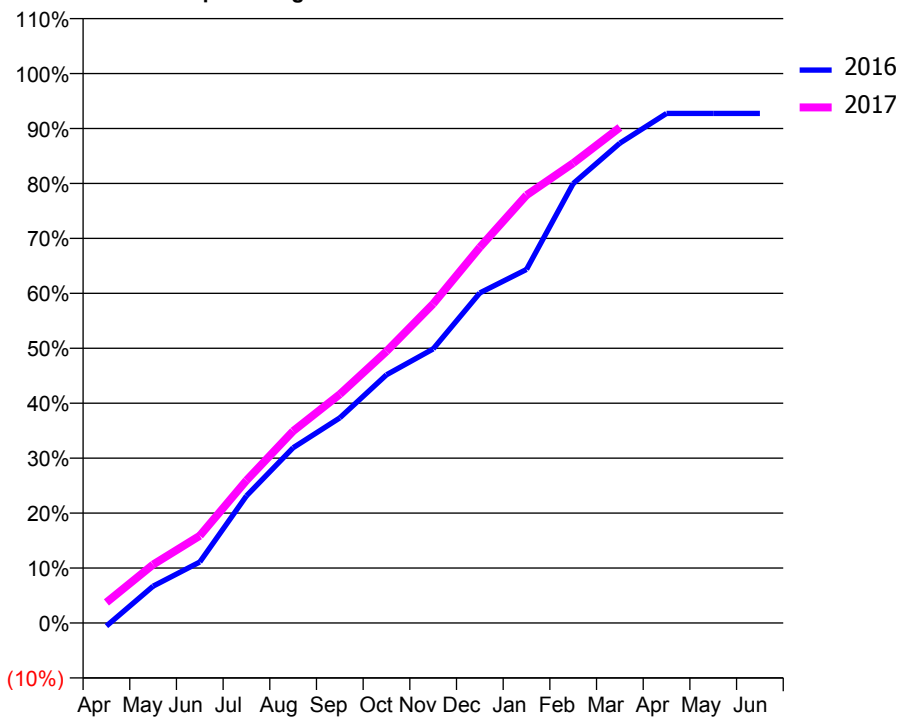
ACCESS*

Patients seen in 24 months	Total	Change since previous quarter
Quarter ending March 2016	554	
Quarter ending June 2016	545	↓
Quarter ending September 2016	523	↓
Quarter ending December 2016	537	↑
Quarter ending March 2017	537	→
Variance since March 2016	(3.1%)	↓



ACTIVITY

Cumulative percentage of contracted UDA delivered 2016 & 2017



Month	Adjusted Scheduled Activity (UDA)	
	2016	2017
April	-9	58
May	104	165
June	172	246
July	359	402
August	495	541
September	579	645
October	700	766
November	773	900
December	931	1,060
January	997	1,207
February	1,239	1,297
March	1,353	1,398
April	1,437	
May	1,437	
June	1,437	

QUALITY

	Quantity	Base Number	Contract	AT	Region	England
% of FP17s for the same patient ID Re-attending within 3 months - Children	36	598	6.0%	11.4%	13.3%	12.3%
% of FP17s for the same patient ID Re-attending within 3 months - Adults	53	311	17.0%	15.5%	17.3%	16.7%
% of FP17s for the same patient ID Re-attending between 3 & 9 months - Children	428	598	71.6%	59.5%	58.9%	57.6%
% of FP17s for the same patient ID Re-attending between 3 & 9 months - Adults	187	311	60.1%	54.0%	52.2%	50.1%
% of FP17s for Band 1 Urgent Courses	14	859	1.6%	8.8%	9.2%	9.1%
% of FP17s Relating to Free Repair or Replacements	0	859	0.0%	0.9%	1.0%	0.8%
% of FP17s Relating to Continuations	2	859	0.2%	1.3%	1.4%	1.2%
% of Patients satisfied with the dentistry they have received	1	1	N/A	92.4%	93.1%	92.8%
% of Patients satisfied with the time they had to wait for an appointment	1	1	N/A	87.6%	89.5%	88.7%

* This is based on patients treated on this contract for their most recent course of treatment. Figures in italics indicate the base number of FP17s or Patient Questionnaire responses are less than 100. N/A is shown where the base number of responses is less than 10 during the period. % is calculated as Quantity/Base number*100

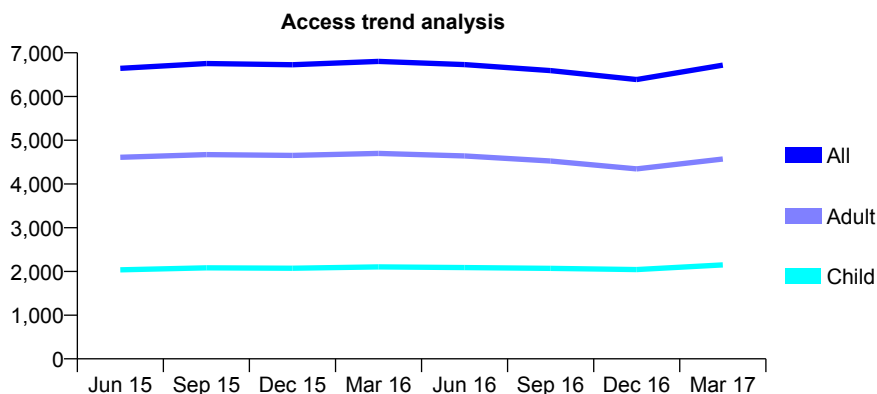
Q52 - Vital Signs At a Glance Contract Report for 764302/0001 - March 2017

Name or company name	MR IH AL-HUSSEIN
Contract type name	GDS Contract
Purpose of contract	General
Contract start date	01/04/2006
Contract end date	

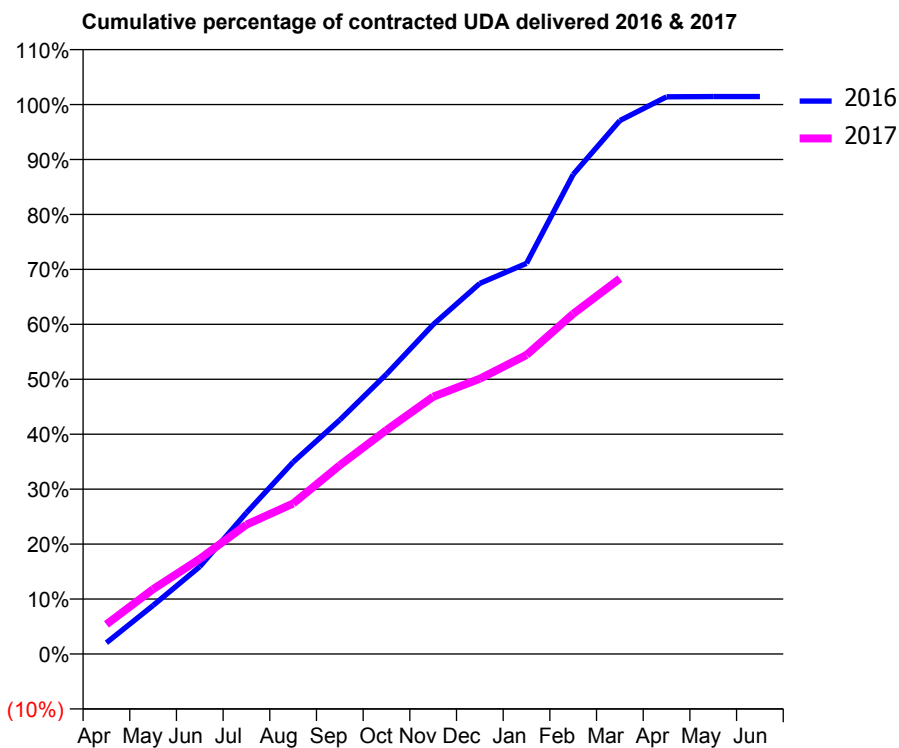
16/17 Contracted general activity (UDA)	15,945
Carry forward general activity (UDA)	-229
16/17 Contracted orthodontic activity (UOA)	0
Carry forward orthodontic activity (UOA)	0
Baseline contract value	£471,182.82

ACCESS*

Patients seen in 24 months	Total	Change since previous quarter
Quarter ending March 2016	6,803	
Quarter ending June 2016	6,730	↓
Quarter ending September 2016	6,592	↓
Quarter ending December 2016	6,387	↓
Quarter ending March 2017	6,718	↑
Variance since March 2016	(1.2%)	↓



ACTIVITY



Month	Adjusted Scheduled Activity (UDA)	
	2016	2017
April	329	859
May	1,409	1,881
June	2,535	2,761
July	4,101	3,757
August	5,571	4,365
September	6,794	5,476
October	8,121	6,500
November	9,558	7,466
December	10,754	7,988
January	11,337	8,679
February	13,915	9,871
March	15,481	10,896
April	16,167	
May	16,174	
June	16,174	

QUALITY

	Quantity	Base Number	Contract	AT	Region	England
% of FP17s for the same patient ID Re-attending within 3 months - Children	136	2,212	6.1%	11.4%	13.3%	12.3%
% of FP17s for the same patient ID Re-attending within 3 months - Adults	430	4,134	10.4%	15.5%	17.3%	16.7%
% of FP17s for the same patient ID Re-attending between 3 & 9 months - Children	1,125	2,212	50.9%	59.5%	58.9%	57.6%
% of FP17s for the same patient ID Re-attending between 3 & 9 months - Adults	1,979	4,134	47.9%	54.0%	52.2%	50.1%
% of FP17s for Band 1 Urgent Courses	365	5,042	7.2%	8.8%	9.2%	9.1%
% of FP17s Relating to Free Repair or Replacements	3	5,042	0.1%	0.9%	1.0%	0.8%
% of FP17s Relating to Continuations	71	5,042	1.4%	1.3%	1.4%	1.2%
% of Patients satisfied with the dentistry they have received	7	8	N/A	92.4%	93.1%	92.8%
% of Patients satisfied with the time they had to wait for an appointment	8	8	N/A	87.6%	89.5%	88.7%

* This is based on patients treated on this contract for their most recent course of treatment. Figures in italics indicate the base number of FP17s or Patient Questionnaire responses are less than 100. N/A is shown where the base number of responses is less than 10 during the period. % is calculated as Quantity/Base number*100

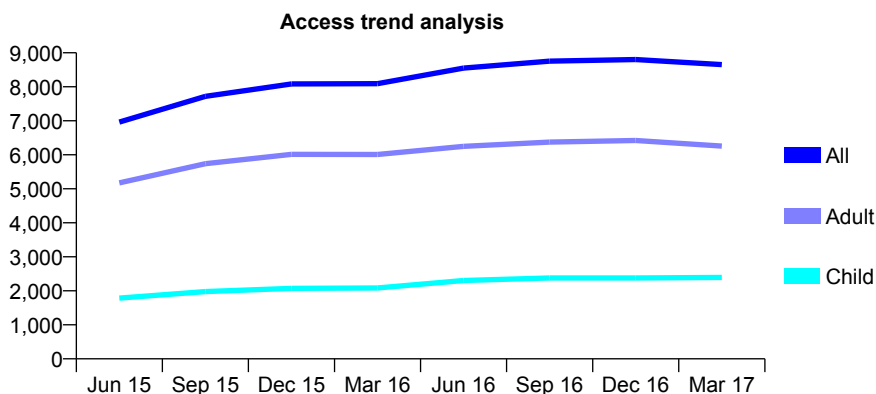
Q52 - Vital Signs At a Glance Contract Report for 765007/0002 - March 2017

Name or company name	Nationwide Healthcare Providers Ltd
Contract type name	GDS Contract
Purpose of contract	General
Contract start date	01/04/2008
Contract end date	

16/17 Contracted general activity (UDA)	26,101
Carry forward general activity (UDA)	815
16/17 Contracted orthodontic activity (UOA)	0
Carry forward orthodontic activity (UOA)	0
Baseline contract value	£620,010.45

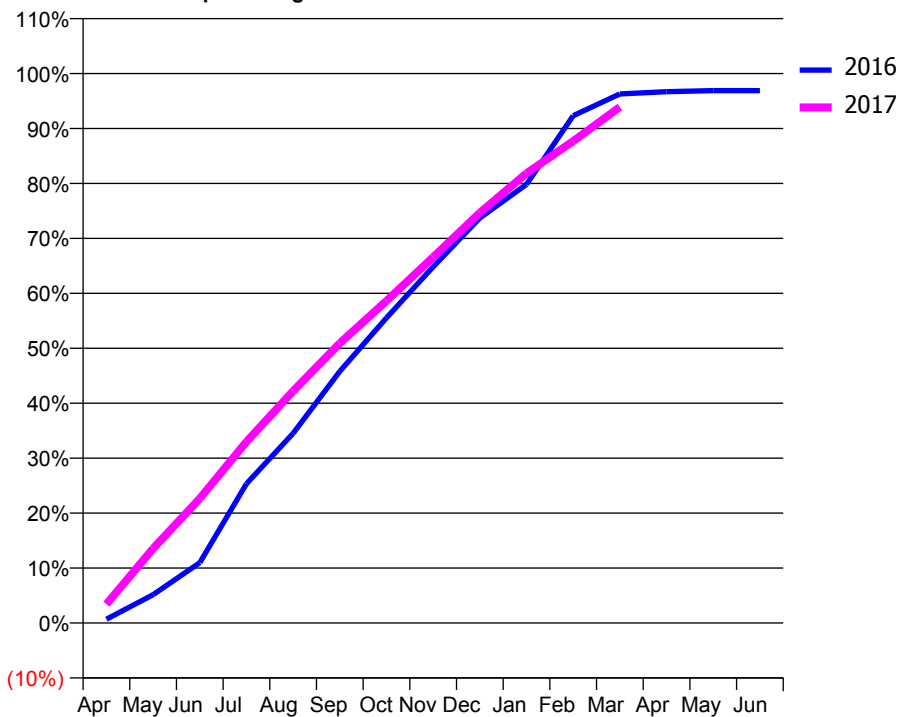
ACCESS*

Patients seen in 24 months	Total	Change since previous quarter
Quarter ending March 2016	8,094	
Quarter ending June 2016	8,551	↑
Quarter ending September 2016	8,753	↑
Quarter ending December 2016	8,803	→
Quarter ending March 2017	8,651	↓
Variance since March 2016	6.9%	↑



ACTIVITY

Cumulative percentage of contracted UDA delivered 2016 & 2017



Month	Adjusted Scheduled Activity (UDA)	
	2016	2017
April	182	895
May	1,348	3,538
June	2,868	5,914
July	6,616	8,608
August	9,007	11,015
September	11,955	13,291
October	14,497	15,298
November	16,921	17,374
December	19,238	19,485
January	20,833	21,360
February	24,098	22,886
March	25,130	24,512
April	25,237	
May	25,289	
June	25,286	

QUALITY

	Quantity	Base Number	Contract	AT	Region	England
% of FP17s for the same patient ID Re-attending within 3 months - Children	302	3,373	9.0%	11.4%	13.3%	12.3%
% of FP17s for the same patient ID Re-attending within 3 months - Adults	814	6,916	11.8%	15.5%	17.3%	16.7%
% of FP17s for the same patient ID Re-attending between 3 & 9 months - Children	1,782	3,373	52.8%	59.5%	58.9%	57.6%
% of FP17s for the same patient ID Re-attending between 3 & 9 months - Adults	3,315	6,916	47.9%	54.0%	52.2%	50.1%
% of FP17s for Band 1 Urgent Courses	166	10,237	1.6%	8.8%	9.2%	9.1%
% of FP17s Relating to Free Repair or Replacements	57	10,237	0.6%	0.9%	1.0%	0.8%
% of FP17s Relating to Continuations	310	10,237	3.0%	1.3%	1.4%	1.2%
% of Patients satisfied with the dentistry they have received	8	8	N/A	92.4%	93.1%	92.8%
% of Patients satisfied with the time they had to wait for an appointment	7	8	N/A	87.6%	89.5%	88.7%

* This is based on patients treated on this contract for their most recent course of treatment. Figures in italics indicate the base number of FP17s or Patient Questionnaire responses are less than 100. N/A is shown where the base number of responses is less than 10 during the period. % is calculated as Quantity/Base number*100

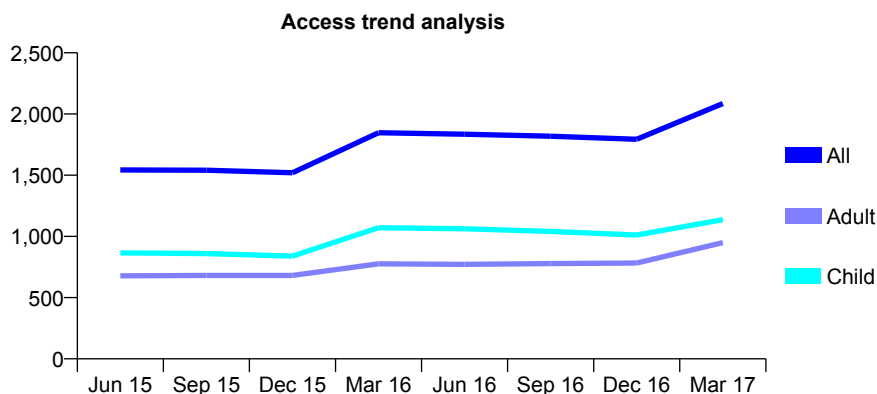
Q52 - Vital Signs At a Glance Contract Report for 772038/0001 - March 2017

Name or company name	MR Z HUSSAIN
Contract type name	GDS Contract
Purpose of contract	General
Contract start date	01/04/2006
Contract end date	

16/17 Contracted general activity (UDA)	6,073
Carry forward general activity (UDA)	186
16/17 Contracted orthodontic activity (UOA)	0
Carry forward orthodontic activity (UOA)	0
Baseline contract value	£149,758.81

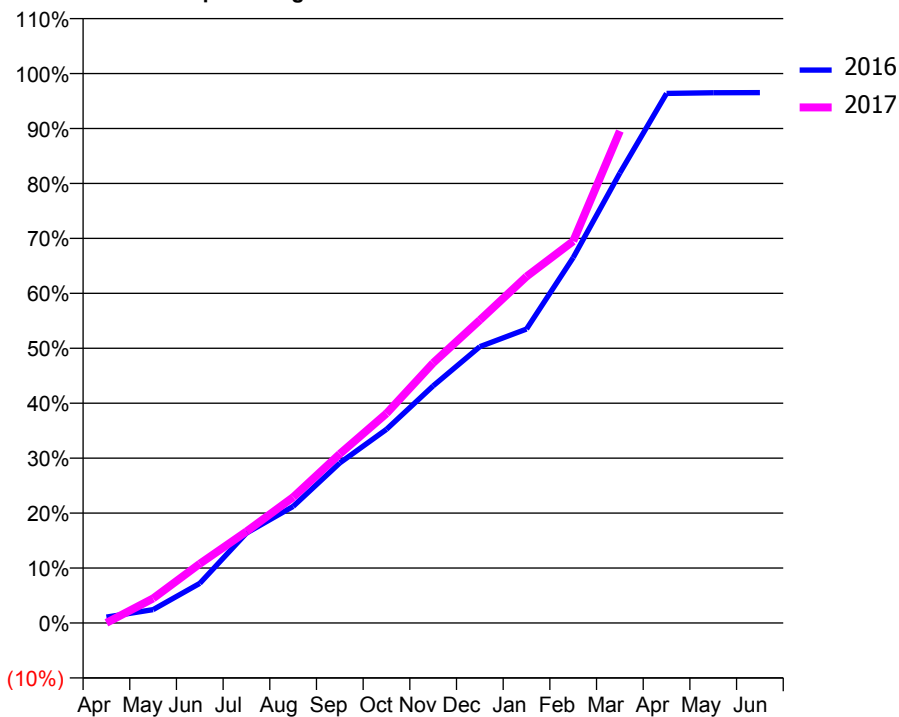
ACCESS*

Patients seen in 24 months	Total	Change since previous quarter
Quarter ending March 2016	1,847	
Quarter ending June 2016	1,835	→
Quarter ending September 2016	1,819	→
Quarter ending December 2016	1,794	↓
Quarter ending March 2017	2,086	↑
Variance since March 2016	12.9%	↑



ACTIVITY

Cumulative percentage of contracted UDA delivered 2016 & 2017



Month	Adjusted Scheduled Activity (UDA)	
	2016	2017
April	58	3
May	130	273
June	384	656
July	873	1,012
August	1,131	1,390
September	1,553	1,870
October	1,879	2,316
November	2,301	2,875
December	2,681	3,347
January	2,852	3,830
February	3,545	4,221
March	4,365	5,438
April	5,138	
May	5,144	
June	5,145	

QUALITY

	Quantity	Base Number	Contract	AT	Region	England
% of FP17s for the same patient ID Re-attending within 3 months - Children	72	2,703	2.7%	11.4%	13.3%	12.3%
% of FP17s for the same patient ID Re-attending within 3 months - Adults	51	1,337	3.8%	15.5%	17.3%	16.7%
% of FP17s for the same patient ID Re-attending between 3 & 9 months - Children	2,085	2,703	77.1%	59.5%	58.9%	57.6%
% of FP17s for the same patient ID Re-attending between 3 & 9 months - Adults	910	1,337	68.1%	54.0%	52.2%	50.1%
% of FP17s for Band 1 Urgent Courses	49	3,630	1.3%	8.8%	9.2%	9.1%
% of FP17s Relating to Free Repair or Replacements	0	3,630	0.0%	0.9%	1.0%	0.8%
% of FP17s Relating to Continuations	0	3,630	0.0%	1.3%	1.4%	1.2%
% of Patients satisfied with the dentistry they have received	2	2	N/A	92.4%	93.1%	92.8%
% of Patients satisfied with the time they had to wait for an appointment	2	2	N/A	87.6%	89.5%	88.7%

* This is based on patients treated on this contract for their most recent course of treatment. Figures in italics indicate the base number of FP17s or Patient Questionnaire responses are less than 100. N/A is shown where the base number of responses is less than 10 during the period. % is calculated as Quantity/Base number*100

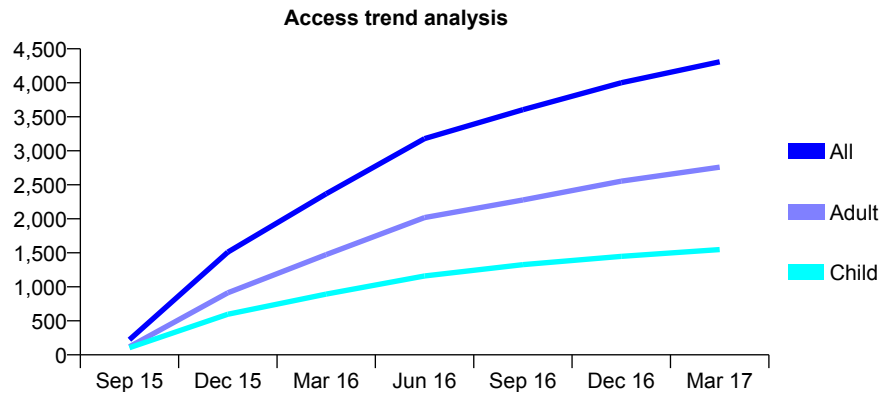
Q52 - Vital Signs At a Glance Contract Report for 773867/0002 - March 2017

Name or company name	MR PK TSAKPO
Contract type name	GDS Contract
Purpose of contract	General
Contract start date	19/08/2015
Contract end date	

16/17 Contracted general activity (UDA)	15,240
Carry forward general activity (UDA)	0
16/17 Contracted orthodontic activity (UOA)	0
Carry forward orthodontic activity (UOA)	0
Baseline contract value	£393,098.61

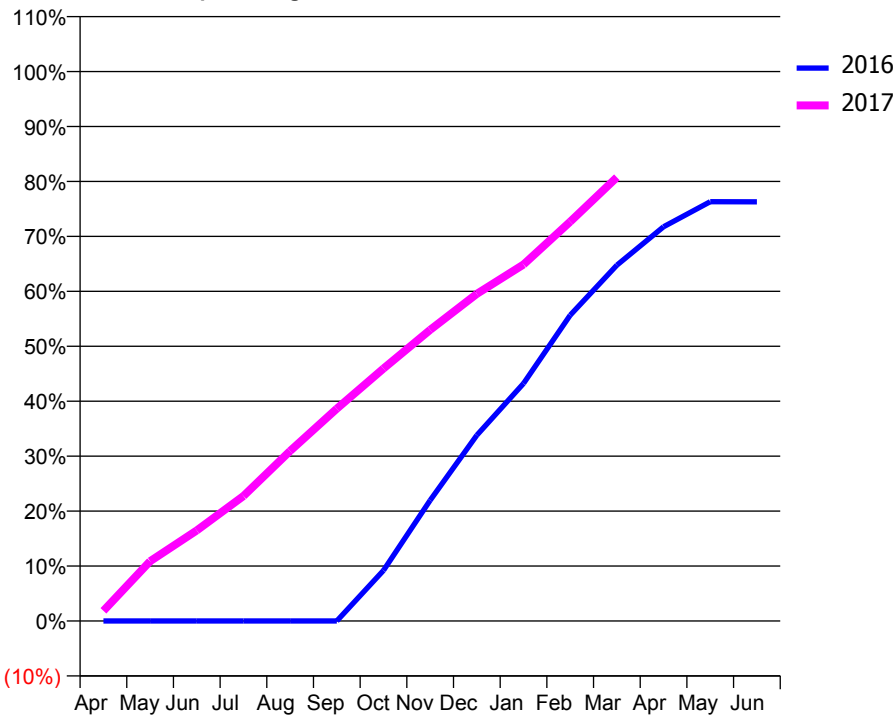
ACCESS*

Patients seen in 24 months	Total	Change since previous quarter
Quarter ending March 2016	2,367	
Quarter ending June 2016	3,179	↑
Quarter ending September 2016	3,605	↑
Quarter ending December 2016	4,001	↑
Quarter ending March 2017	4,308	↑
Variance since March 2016	82.0%	↑



ACTIVITY

Cumulative percentage of contracted UDA delivered 2016 & 2017



Month	Adjusted Scheduled Activity (UDA)	
	2016	2017
April	0	281
May	0	1,658
June	0	2,513
July	0	3,467
August	0	4,716
September	0	5,888
October	872	7,002
November	2,082	8,076
December	3,205	9,072
January	4,097	9,888
February	5,276	11,074
March	6,137	12,308
April	6,799	
May	7,232	
June	7,230	

QUALITY

	Quantity	Base Number	Contract	AT	Region	England
% of FP17s for the same patient ID Re-attending within 3 months - Children	164	2,236	7.3%	11.4%	13.3%	12.3%
% of FP17s for the same patient ID Re-attending within 3 months - Adults	668	3,749	17.8%	15.5%	17.3%	16.7%
% of FP17s for the same patient ID Re-attending between 3 & 9 months - Children	834	2,236	37.3%	59.5%	58.9%	57.6%
% of FP17s for the same patient ID Re-attending between 3 & 9 months - Adults	1,296	3,749	34.6%	54.0%	52.2%	50.1%
% of FP17s for Band 1 Urgent Courses	458	5,487	8.3%	8.8%	9.2%	9.1%
% of FP17s Relating to Free Repair or Replacements	62	5,487	1.1%	0.9%	1.0%	0.8%
% of FP17s Relating to Continuations	47	5,487	0.9%	1.3%	1.4%	1.2%
% of Patients satisfied with the dentistry they have received	4	5	N/A	92.4%	93.1%	92.8%
% of Patients satisfied with the time they had to wait for an appointment	3	5	N/A	87.6%	89.5%	88.7%

* This is based on patients treated on this contract for their most recent course of treatment. Figures in italics indicate the base number of FP17s or Patient Questionnaire responses are less than 100. N/A is shown where the base number of responses is less than 10 during the period. % is calculated as Quantity/Base number*100

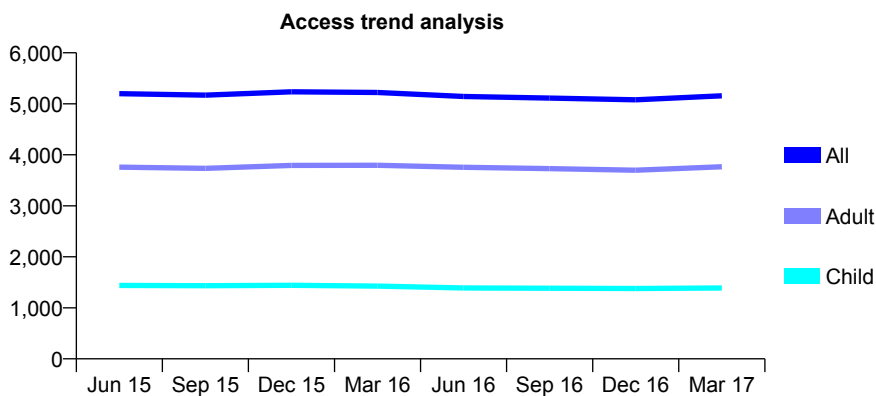
Q52 - Vital Signs At a Glance Contract Report for 776033/0001 - March 2017

Name or company name	MR ET MOREKO
Contract type name	GDS Contract
Purpose of contract	General
Contract start date	01/11/2006
Contract end date	

16/17 Contracted general activity (UDA)	18,800
Carry forward general activity (UDA)	0
16/17 Contracted orthodontic activity (UOA)	0
Carry forward orthodontic activity (UOA)	0
Baseline contract value	£440,025.05

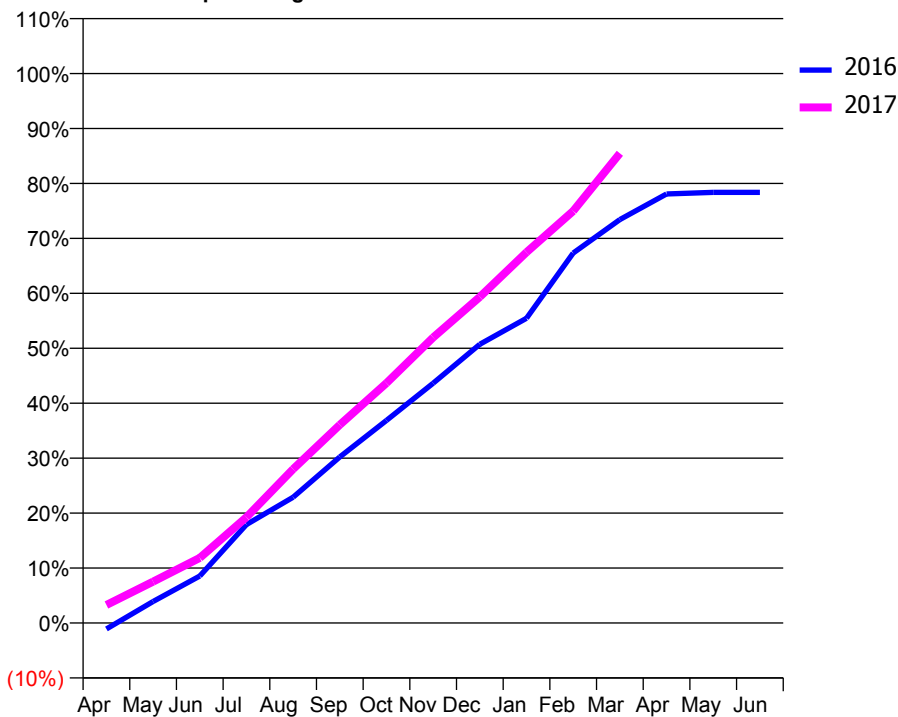
ACCESS*

Patients seen in 24 months	Total	Change since previous quarter
Quarter ending March 2016	5,222	
Quarter ending June 2016	5,145	↓
Quarter ending September 2016	5,113	→
Quarter ending December 2016	5,078	→
Quarter ending March 2017	5,156	→
Variance since March 2016	(1.3%)	↓



ACTIVITY

Cumulative percentage of contracted UDA delivered 2016 & 2017



Month	Adjusted Scheduled Activity (UDA)	
	2016	2017
April	-207	616
May	735	1,416
June	1,608	2,228
July	3,368	3,620
August	4,305	5,269
September	5,681	6,780
October	6,932	8,209
November	8,205	9,769
December	9,538	11,159
January	10,427	12,687
February	12,660	14,096
March	13,802	16,069
April	14,680	
May	14,734	
June	14,736	

QUALITY

	Quantity	Base Number	Contract	AT	Region	England
% of FP17s for the same patient ID Re-attending within 3 months - Children	312	2,543	12.3%	11.4%	13.3%	12.3%
% of FP17s for the same patient ID Re-attending within 3 months - Adults	1,008	6,450	15.6%	15.5%	17.3%	16.7%
% of FP17s for the same patient ID Re-attending between 3 & 9 months - Children	1,669	2,543	65.6%	59.5%	58.9%	57.6%
% of FP17s for the same patient ID Re-attending between 3 & 9 months - Adults	4,115	6,450	63.8%	54.0%	52.2%	50.1%
% of FP17s for Band 1 Urgent Courses	540	8,569	6.3%	8.8%	9.2%	9.1%
% of FP17s Relating to Free Repair or Replacements	193	8,569	2.3%	0.9%	1.0%	0.8%
% of FP17s Relating to Continuations	75	8,569	0.9%	1.3%	1.4%	1.2%
% of Patients satisfied with the dentistry they have received	7	8	N/A	92.4%	93.1%	92.8%
% of Patients satisfied with the time they had to wait for an appointment	6	8	N/A	87.6%	89.5%	88.7%

* This is based on patients treated on this contract for their most recent course of treatment. Figures in italics indicate the base number of FP17s or Patient Questionnaire responses are less than 100. N/A is shown where the base number of responses is less than 10 during the period. % is calculated as Quantity/Base number*100

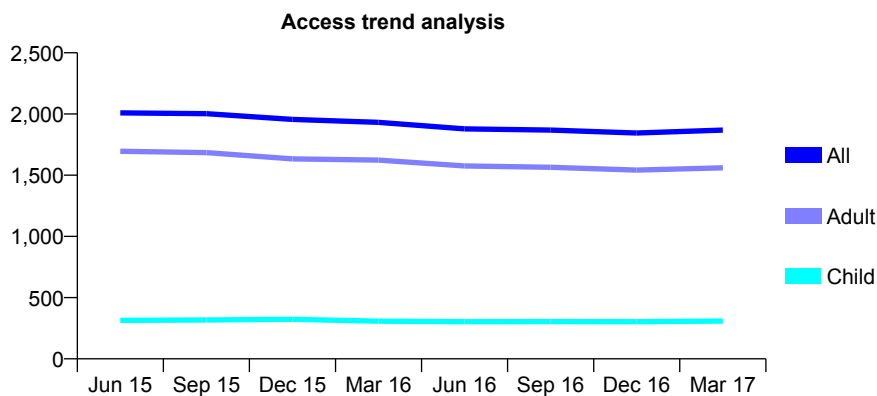
Q52 - Vital Signs At a Glance Contract Report for 776076/0001 - March 2017

Name or company name	MS AR MALLIKARACHCHI
Contract type name	GDS Contract
Purpose of contract	General
Contract start date	19/05/2011
Contract end date	

16/17 Contracted general activity (UDA)	5,981
Carry forward general activity (UDA)	-120
16/17 Contracted orthodontic activity (UOA)	0
Carry forward orthodontic activity (UOA)	0
Baseline contract value	£163,629.73

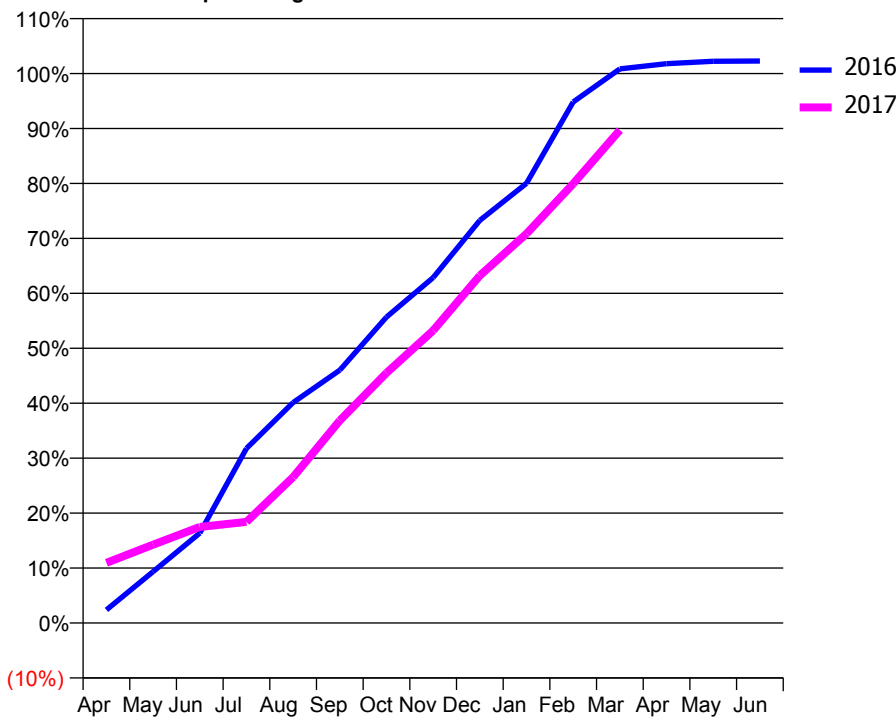
ACCESS*

Patients seen in 24 months	Total	Change since previous quarter
Quarter ending March 2016	1,932	
Quarter ending June 2016	1,879	↓
Quarter ending September 2016	1,869	→
Quarter ending December 2016	1,845	↓
Quarter ending March 2017	1,869	→
Variance since March 2016	(3.3%)	↓



ACTIVITY

Cumulative percentage of contracted UDA delivered 2016 & 2017



Month	Adjusted Scheduled Activity (UDA)	
	2016	2017
April	143	655
May	560	853
June	979	1,045
July	1,901	1,101
August	2,400	1,589
September	2,753	2,204
October	3,330	2,723
November	3,759	3,183
December	4,383	3,781
January	4,786	4,238
February	5,672	4,782
March	6,031	5,366
April	6,087	
May	6,114	
June	6,117	

QUALITY

	Quantity	Base Number	Contract	AT	Region	England
% of FP17s for the same patient ID Re-attending within 3 months - Children	41	536	7.6%	11.4%	13.3%	12.3%
% of FP17s for the same patient ID Re-attending within 3 months - Adults	229	2,366	9.7%	15.5%	17.3%	16.7%
% of FP17s for the same patient ID Re-attending between 3 & 9 months - Children	382	536	71.3%	59.5%	58.9%	57.6%
% of FP17s for the same patient ID Re-attending between 3 & 9 months - Adults	1,646	2,366	69.6%	54.0%	52.2%	50.1%
% of FP17s for Band 1 Urgent Courses	138	2,854	4.8%	8.8%	9.2%	9.1%
% of FP17s Relating to Free Repair or Replacements	60	2,854	2.1%	0.9%	1.0%	0.8%
% of FP17s Relating to Continuations	22	2,854	0.8%	1.3%	1.4%	1.2%
% of Patients satisfied with the dentistry they have received	7	8	N/A	92.4%	93.1%	92.8%
% of Patients satisfied with the time they had to wait for an appointment	7	8	N/A	87.6%	89.5%	88.7%

* This is based on patients treated on this contract for their most recent course of treatment. Figures in italics indicate the base number of FP17s or Patient Questionnaire responses are less than 100. N/A is shown where the base number of responses is less than 10 during the period. % is calculated as Quantity/Base number*100

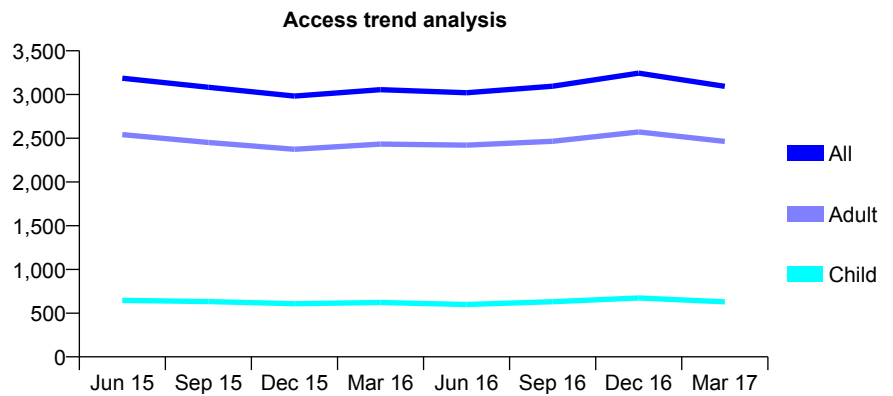
Q52 - Vital Signs At a Glance Contract Report for 776777/0001 - March 2017

Name or company name	MR HR LETUKA
Contract type name	PDS Contract
Purpose of contract	General
Contract start date	16/02/2008
Contract end date	15/02/2018

16/17 Contracted general activity (UDA)	9,700
Carry forward general activity (UDA)	-194
16/17 Contracted orthodontic activity (UOA)	0
Carry forward orthodontic activity (UOA)	0
Baseline contract value	£300,499.43

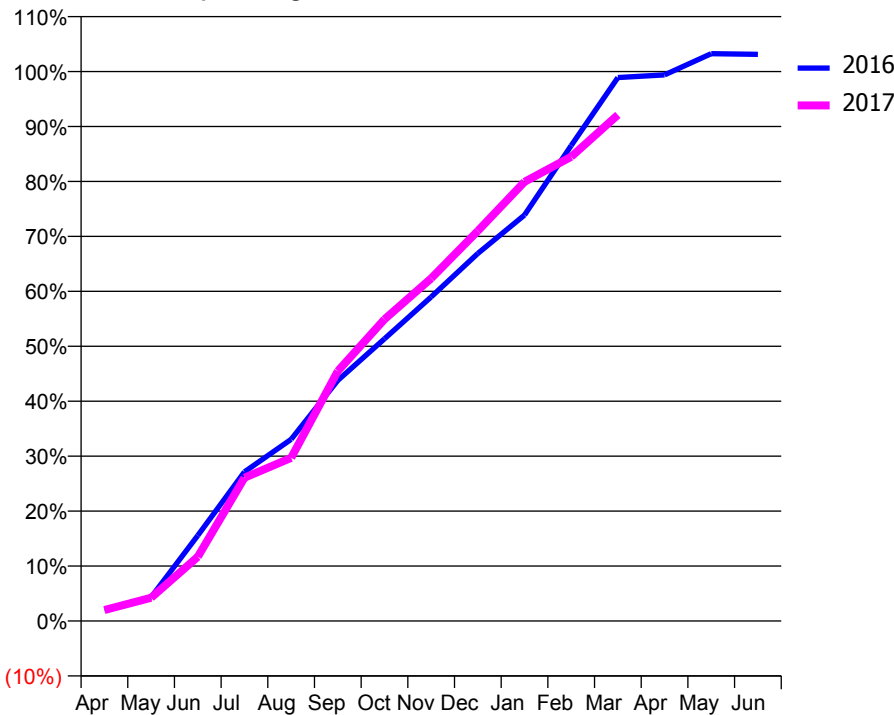
ACCESS*

Patients seen in 24 months	Total	Change since previous quarter
Quarter ending March 2016	3,055	
Quarter ending June 2016	3,020	↓
Quarter ending September 2016	3,095	↑
Quarter ending December 2016	3,245	↑
Quarter ending March 2017	3,093	↓
Variance since March 2016	1.2%	→



ACTIVITY

Cumulative percentage of contracted UDA delivered 2016 & 2017



Month	Adjusted Scheduled Activity (UDA)	
	2016	2017
April	204	194
May	421	411
June	1,510	1,133
July	2,633	2,528
August	3,207	2,880
September	4,247	4,413
October	4,983	5,326
November	5,722	6,047
December	6,488	6,885
January	7,167	7,753
February	8,393	8,196
March	9,594	8,933
April	9,639	
May	10,014	
June	10,002	

QUALITY

	Quantity	Base Number	Contract	AT	Region	England
% of FP17s for the same patient ID Re-attending within 3 months - Children	93	957	9.7%	11.4%	13.3%	12.3%
% of FP17s for the same patient ID Re-attending within 3 months - Adults	431	3,255	13.2%	15.5%	17.3%	16.7%
% of FP17s for the same patient ID Re-attending between 3 & 9 months - Children	486	957	50.8%	59.5%	58.9%	57.6%
% of FP17s for the same patient ID Re-attending between 3 & 9 months - Adults	1,569	3,255	48.2%	54.0%	52.2%	50.1%
% of FP17s for Band 1 Urgent Courses	372	4,044	9.2%	8.8%	9.2%	9.1%
% of FP17s Relating to Free Repair or Replacements	5	4,044	0.1%	0.9%	1.0%	0.8%
% of FP17s Relating to Continuations	62	4,044	1.5%	1.3%	1.4%	1.2%
% of Patients satisfied with the dentistry they have received	5	6	N/A	92.4%	93.1%	92.8%
% of Patients satisfied with the time they had to wait for an appointment	3	6	N/A	87.6%	89.5%	88.7%

* This is based on patients treated on this contract for their most recent course of treatment. Figures in italics indicate the base number of FP17s or Patient Questionnaire responses are less than 100. N/A is shown where the base number of responses is less than 10 during the period. % is calculated as Quantity/Base number*100

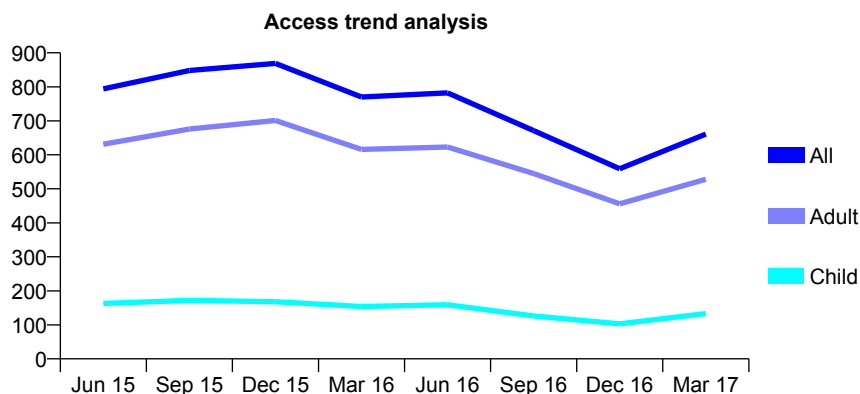
Q52 - Vital Signs At a Glance Contract Report for 776777/0002 - March 2017

Name or company name	MR HR LETUKA
Contract type name	PDS Contract
Purpose of contract	General
Contract start date	24/06/2008
Contract end date	23/06/2018

16/17 Contracted general activity (UDA)	2,300
Carry forward general activity (UDA)	-46
16/17 Contracted orthodontic activity (UOA)	0
Carry forward orthodontic activity (UOA)	0
Baseline contract value	£66,096.67

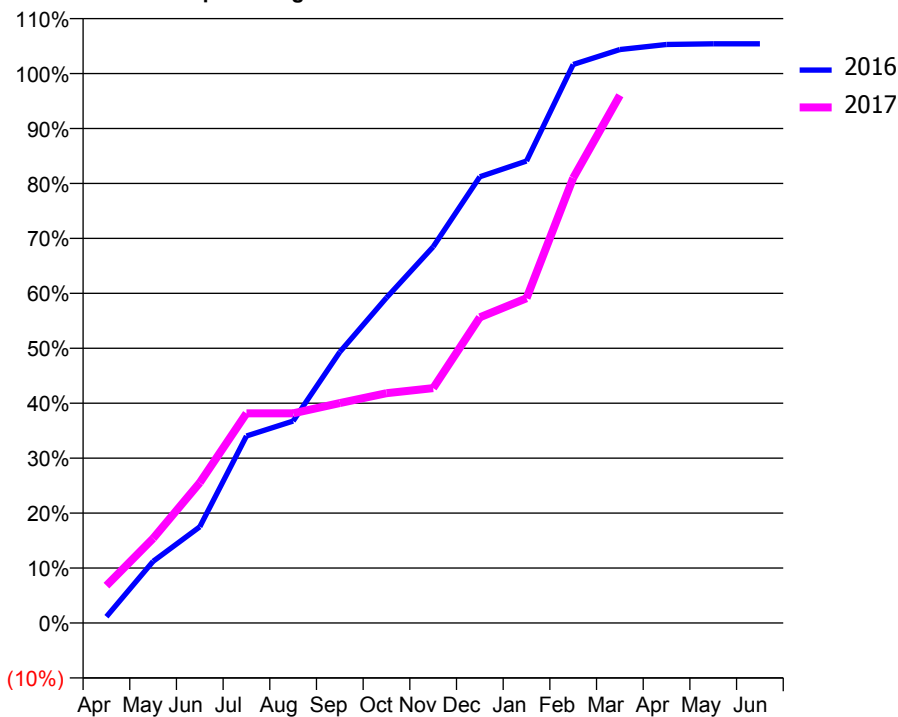
ACCESS*

Patients seen in 24 months	Total	Change since previous quarter
Quarter ending March 2016	770	
Quarter ending June 2016	782	→
Quarter ending September 2016	671	↓
Quarter ending December 2016	559	↓
Quarter ending March 2017	661	↑
Variance since March 2016	(14.2%)	↓



ACTIVITY

Cumulative percentage of contracted UDA delivered 2016 & 2017



Month	Adjusted Scheduled Activity (UDA)	
	2016	2017
April	27	157
May	258	354
June	403	587
July	783	878
August	845	878
September	1,134	921
October	1,362	962
November	1,575	983
December	1,868	1,279
January	1,934	1,359
February	2,338	1,863
March	2,400	2,209
April	2,421	
May	2,424	
June	2,424	

QUALITY

	Quantity	Base Number	Contract	AT	Region	England
% of FP17s for the same patient ID Re-attending within 3 months - Children	5	181	2.8%	11.4%	13.3%	12.3%
% of FP17s for the same patient ID Re-attending within 3 months - Adults	60	752	8.0%	15.5%	17.3%	16.7%
% of FP17s for the same patient ID Re-attending between 3 & 9 months - Children	55	181	30.4%	59.5%	58.9%	57.6%
% of FP17s for the same patient ID Re-attending between 3 & 9 months - Adults	264	752	35.1%	54.0%	52.2%	50.1%
% of FP17s for Band 1 Urgent Courses	73	921	7.9%	8.8%	9.2%	9.1%
% of FP17s Relating to Free Repair or Replacements	0	921	0.0%	0.9%	1.0%	0.8%
% of FP17s Relating to Continuations	9	921	1.0%	1.3%	1.4%	1.2%
% of Patients satisfied with the dentistry they have received	0	0	N/A	92.4%	93.1%	92.8%
% of Patients satisfied with the time they had to wait for an appointment	0	0	N/A	87.6%	89.5%	88.7%

* This is based on patients treated on this contract for their most recent course of treatment. Figures in italics indicate the base number of FP17s or Patient Questionnaire responses are less than 100. N/A is shown where the base number of responses is less than 10 during the period. % is calculated as Quantity/Base number*100

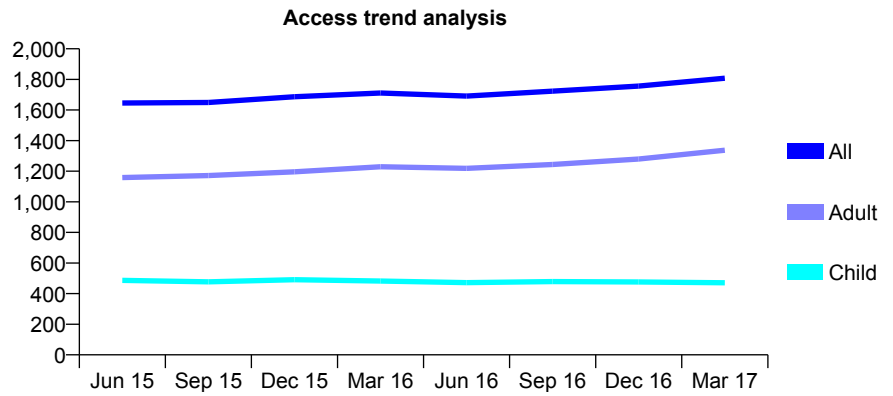
Q52 - Vital Signs At a Glance Contract Report for 782599/0001 - March 2017

Name or company name	MR M BALA
Contract type name	PDS Contract
Purpose of contract	General
Contract start date	01/04/2008
Contract end date	31/03/2018

16/17 Contracted general activity (UDA)	6,564
Carry forward general activity (UDA)	-36
16/17 Contracted orthodontic activity (UOA)	0
Carry forward orthodontic activity (UOA)	0
Baseline contract value	£195,382.66

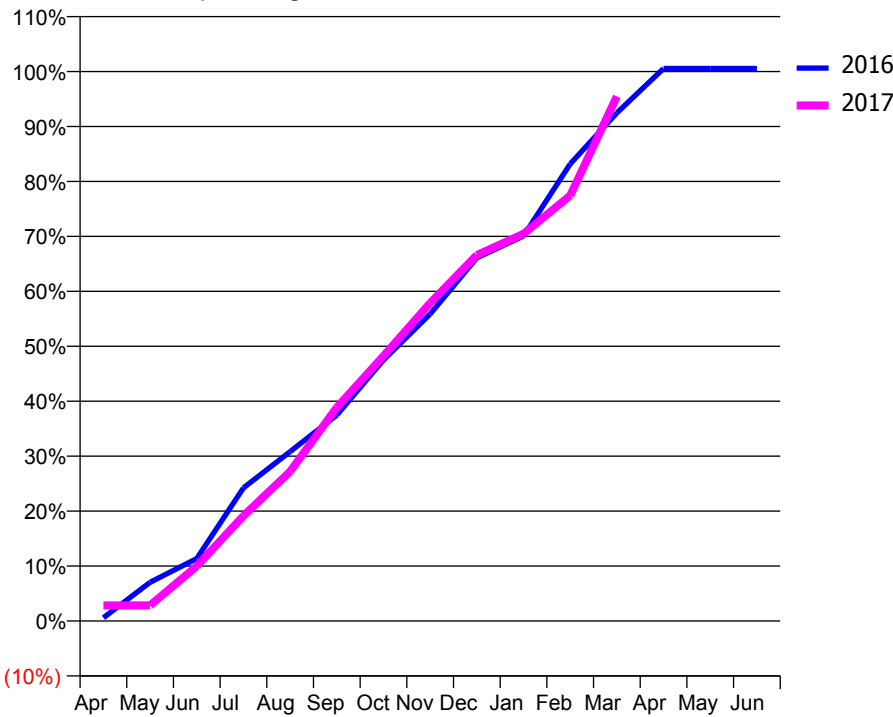
ACCESS*

Patients seen in 24 months	Total	Change since previous quarter
Quarter ending March 2016	1,711	
Quarter ending June 2016	1,691	↓
Quarter ending September 2016	1,723	→
Quarter ending December 2016	1,756	→
Quarter ending March 2017	1,808	↑
Variance since March 2016	5.7%	↑



ACTIVITY

Cumulative percentage of contracted UDA delivered 2016 & 2017



Month	Adjusted Scheduled Activity (UDA)	
	2016	2017
April	39	187
May	463	187
June	747	656
July	1,591	1,256
August	2,023	1,787
September	2,460	2,551
October	3,118	3,167
November	3,668	3,798
December	4,338	4,371
January	4,600	4,625
February	5,460	5,083
March	6,070	6,267
April	6,599	
May	6,599	
June	6,600	

QUALITY

	Quantity	Base Number	Contract	AT	Region	England
% of FP17s for the same patient ID Re-attending within 3 months - Children	56	726	7.7%	11.4%	13.3%	12.3%
% of FP17s for the same patient ID Re-attending within 3 months - Adults	295	2,046	14.4%	15.5%	17.3%	16.7%
% of FP17s for the same patient ID Re-attending between 3 & 9 months - Children	441	726	60.7%	59.5%	58.9%	57.6%
% of FP17s for the same patient ID Re-attending between 3 & 9 months - Adults	1,164	2,046	56.9%	54.0%	52.2%	50.1%
% of FP17s for Band 1 Urgent Courses	92	2,572	3.6%	8.8%	9.2%	9.1%
% of FP17s Relating to Free Repair or Replacements	17	2,572	0.7%	0.9%	1.0%	0.8%
% of FP17s Relating to Continuations	24	2,572	0.9%	1.3%	1.4%	1.2%
% of Patients satisfied with the dentistry they have received	5	5	N/A	92.4%	93.1%	92.8%
% of Patients satisfied with the time they had to wait for an appointment	5	5	N/A	87.6%	89.5%	88.7%

* This is based on patients treated on this contract for their most recent course of treatment. Figures in italics indicate the base number of FP17s or Patient Questionnaire responses are less than 100. N/A is shown where the base number of responses is less than 10 during the period. % is calculated as Quantity/Base number*100

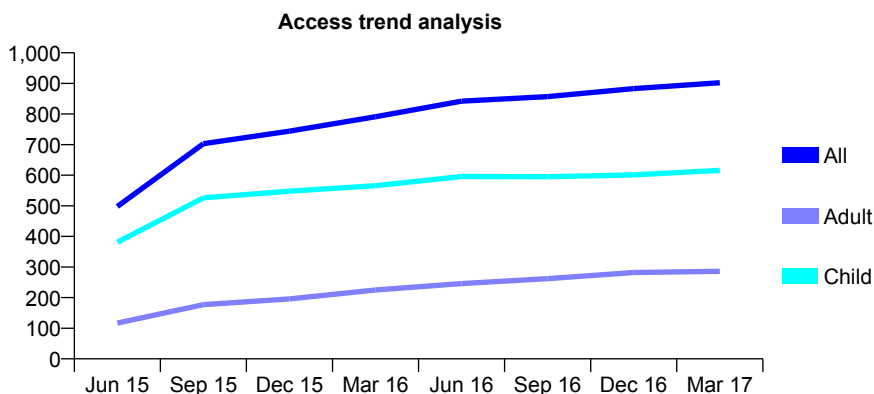
Q52 - Vital Signs At a Glance Contract Report for 782815/0001 - March 2017

Name or company name	MR OJ WAINWRIGHT
Contract type name	GDS Contract
Purpose of contract	General
Contract start date	01/02/2015
Contract end date	

16/17 Contracted general activity (UDA)	2,182
Carry forward general activity (UDA)	-44
16/17 Contracted orthodontic activity (UOA)	0
Carry forward orthodontic activity (UOA)	0
Baseline contract value	£46,792.70

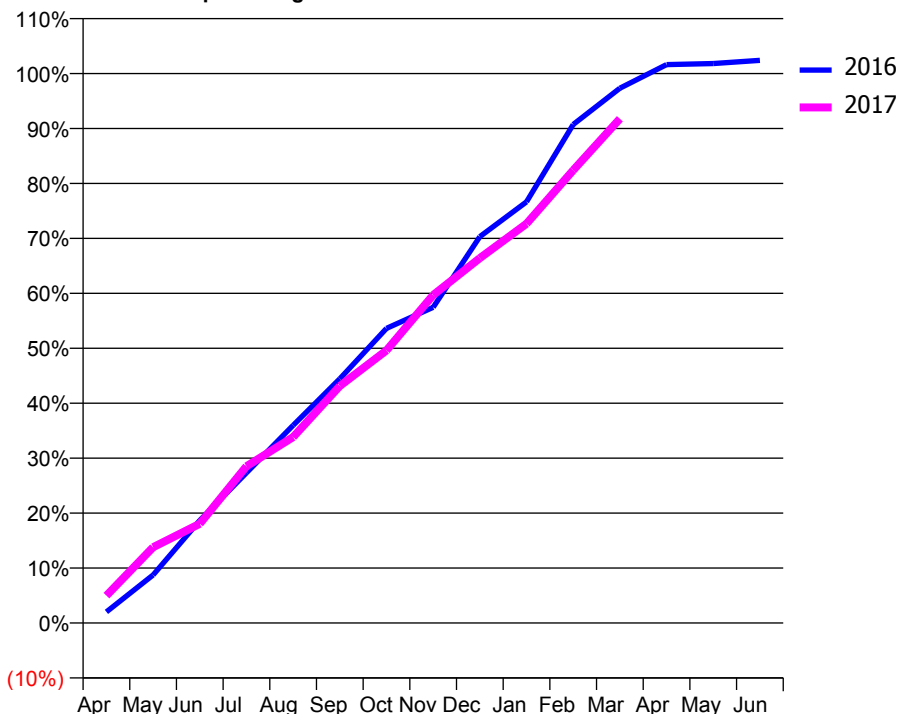
ACCESS*

Patients seen in 24 months	Total	Change since previous quarter
Quarter ending March 2016	791	
Quarter ending June 2016	842	↑
Quarter ending September 2016	857	→
Quarter ending December 2016	883	↑
Quarter ending March 2017	902	↑
Variance since March 2016	14.0%	↑



ACTIVITY

Cumulative percentage of contracted UDA delivered 2016 & 2017



Month	Adjusted Scheduled Activity (UDA)	
	2016	2017
April	44	109
May	191	301
June	408	394
July	597	623
August	785	739
September	970	941
October	1,170	1,083
November	1,253	1,302
December	1,534	1,449
January	1,673	1,586
February	1,980	1,798
March	2,124	2,002
April	2,217	
May	2,221	
June	2,234	

QUALITY

	Quantity	Base Number	Contract	AT	Region	England
% of FP17s for the same patient ID Re-attending within 3 months - Children	131	1,073	12.2%	11.4%	13.3%	12.3%
% of FP17s for the same patient ID Re-attending within 3 months - Adults	69	350	19.7%	15.5%	17.3%	16.7%
% of FP17s for the same patient ID Re-attending between 3 & 9 months - Children	711	1,073	66.3%	59.5%	58.9%	57.6%
% of FP17s for the same patient ID Re-attending between 3 & 9 months - Adults	202	350	57.7%	54.0%	52.2%	50.1%
% of FP17s for Band 1 Urgent Courses	43	1,358	3.2%	8.8%	9.2%	9.1%
% of FP17s Relating to Free Repair or Replacements	6	1,358	0.4%	0.9%	1.0%	0.8%
% of FP17s Relating to Continuations	0	1,358	0.0%	1.3%	1.4%	1.2%
% of Patients satisfied with the dentistry they have received	0	0	N/A	92.4%	93.1%	92.8%
% of Patients satisfied with the time they had to wait for an appointment	0	0	N/A	87.6%	89.5%	88.7%

* This is based on patients treated on this contract for their most recent course of treatment. Figures in italics indicate the base number of FP17s or Patient Questionnaire responses are less than 100. N/A is shown where the base number of responses is less than 10 during the period. % is calculated as Quantity/Base number*100

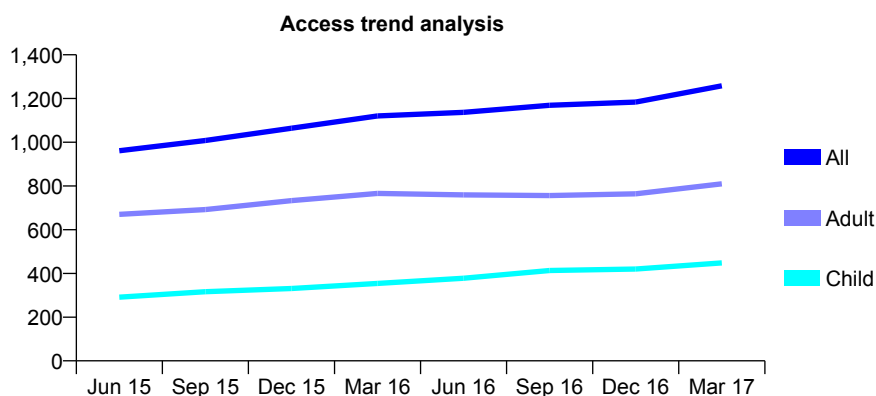
Q52 - Vital Signs At a Glance Contract Report for 793396/0001 - March 2017

Name or company name	MR JP SIWEK
Contract type name	GDS Contract
Purpose of contract	General
Contract start date	01/04/2006
Contract end date	

16/17 Contracted general activity (UDA)	3,533
Carry forward general activity (UDA)	-69
16/17 Contracted orthodontic activity (UOA)	0
Carry forward orthodontic activity (UOA)	0
Baseline contract value	£93,777.23

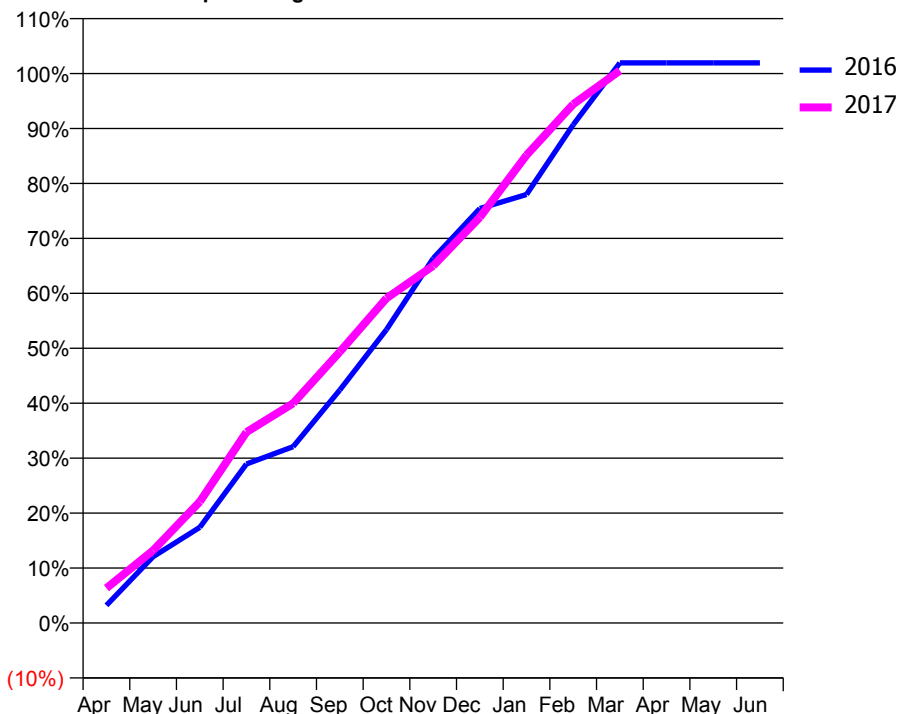
ACCESS*

Patients seen in 24 months	Total	Change since previous quarter
Quarter ending March 2016	1,120	
Quarter ending June 2016	1,137	→
Quarter ending September 2016	1,169	↑
Quarter ending December 2016	1,184	→
Quarter ending March 2017	1,258	↑
Variance since March 2016	12.3%	↑



ACTIVITY

Cumulative percentage of contracted UDA delivered 2016 & 2017



Month	Adjusted Scheduled Activity (UDA)	
	2016	2017
April	113	224
May	426	467
June	615	780
July	1,022	1,227
August	1,134	1,412
September	1,498	1,743
October	1,887	2,088
November	2,344	2,297
December	2,665	2,608
January	2,755	3,008
February	3,203	3,335
March	3,602	3,552
April	3,602	
May	3,602	
June	3,602	

QUALITY

	Quantity	Base Number	Contract	AT	Region	England
% of FP17s for the same patient ID Re-attending within 3 months - Children	61	612	10.0%	11.4%	13.3%	12.3%
% of FP17s for the same patient ID Re-attending within 3 months - Adults	149	1,028	14.5%	15.5%	17.3%	16.7%
% of FP17s for the same patient ID Re-attending between 3 & 9 months - Children	285	612	46.6%	59.5%	58.9%	57.6%
% of FP17s for the same patient ID Re-attending between 3 & 9 months - Adults	541	1,028	52.6%	54.0%	52.2%	50.1%
% of FP17s for Band 1 Urgent Courses	24	1,640	1.5%	8.8%	9.2%	9.1%
% of FP17s Relating to Free Repair or Replacements	0	1,640	0.0%	0.9%	1.0%	0.8%
% of FP17s Relating to Continuations	8	1,640	0.5%	1.3%	1.4%	1.2%
% of Patients satisfied with the dentistry they have received	1	1	N/A	92.4%	93.1%	92.8%
% of Patients satisfied with the time they had to wait for an appointment	0	1	N/A	87.6%	89.5%	88.7%

* This is based on patients treated on this contract for their most recent course of treatment. Figures in italics indicate the base number of FP17s or Patient Questionnaire responses are less than 100. N/A is shown where the base number of responses is less than 10 during the period. % is calculated as Quantity/Base number*100

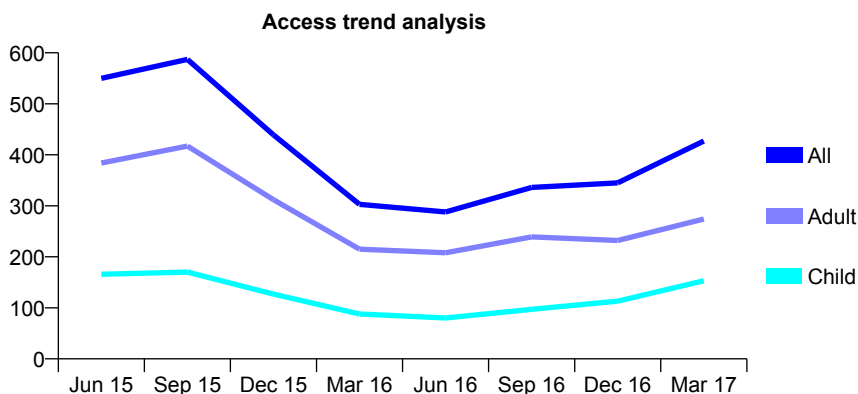
Q52 - Vital Signs At a Glance Contract Report for 800627/0002 - March 2017

Name or company name	MR AP HICKS
Contract type name	GDS Contract
Purpose of contract	General
Contract start date	01/04/2006
Contract end date	

16/17 Contracted general activity (UDA)	1,478
Carry forward general activity (UDA)	26
16/17 Contracted orthodontic activity (UOA)	0
Carry forward orthodontic activity (UOA)	0
Baseline contract value	£32,875.82

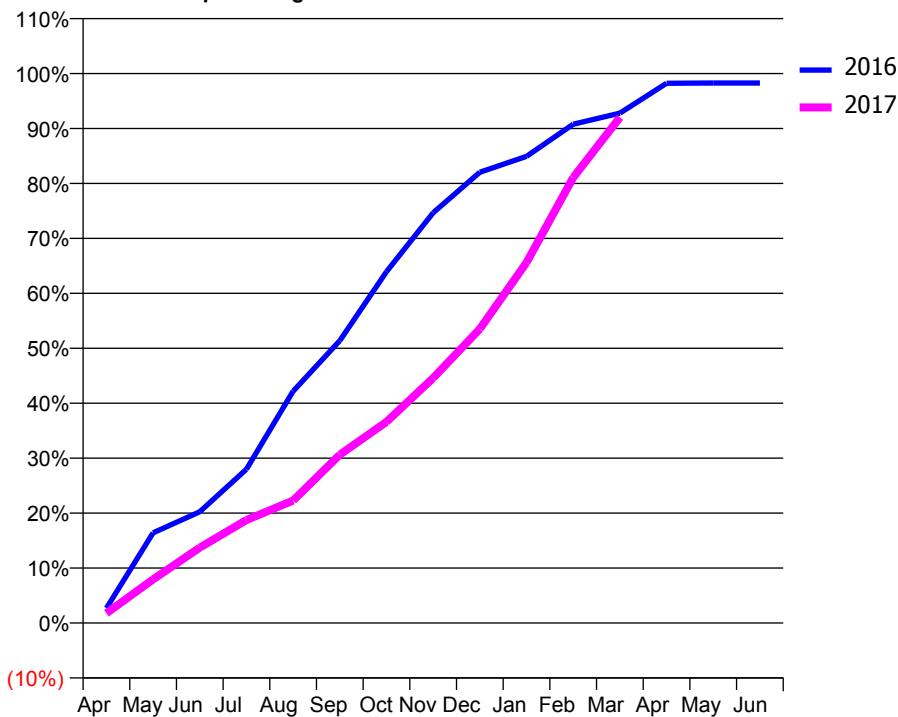
ACCESS*

Patients seen in 24 months	Total	Change since previous quarter
Quarter ending March 2016	303	
Quarter ending June 2016	288	↓
Quarter ending September 2016	336	↑
Quarter ending December 2016	345	↑
Quarter ending March 2017	427	↑
Variance since March 2016	40.9%	↑



ACTIVITY

Cumulative percentage of contracted UDA delivered 2016 & 2017



Month	Adjusted Scheduled Activity (UDA)	
	2016	2017
April	40	26
May	243	117
June	299	203
July	414	277
August	623	330
September	760	453
October	945	541
November	1,103	659
December	1,212	791
January	1,255	970
February	1,342	1,198
March	1,371	1,360
April	1,452	
May	1,452	
June	1,452	

QUALITY

	Quantity	Base Number	Contract	AT	Region	England
% of FP17s for the same patient ID Re-attending within 3 months - Children	9	226	4.0%	11.4%	13.3%	12.3%
% of FP17s for the same patient ID Re-attending within 3 months - Adults	75	526	14.3%	15.5%	17.3%	16.7%
% of FP17s for the same patient ID Re-attending between 3 & 9 months - Children	58	226	25.7%	59.5%	58.9%	57.6%
% of FP17s for the same patient ID Re-attending between 3 & 9 months - Adults	125	526	23.8%	54.0%	52.2%	50.1%
% of FP17s for Band 1 Urgent Courses	49	717	6.8%	8.8%	9.2%	9.1%
% of FP17s Relating to Free Repair or Replacements	6	717	0.8%	0.9%	1.0%	0.8%
% of FP17s Relating to Continuations	24	717	3.3%	1.3%	1.4%	1.2%
% of Patients satisfied with the dentistry they have received	0	0	N/A	92.4%	93.1%	92.8%
% of Patients satisfied with the time they had to wait for an appointment	0	0	N/A	87.6%	89.5%	88.7%

* This is based on patients treated on this contract for their most recent course of treatment. Figures in italics indicate the base number of FP17s or Patient Questionnaire responses are less than 100. N/A is shown where the base number of responses is less than 10 during the period. % is calculated as Quantity/Base number*100

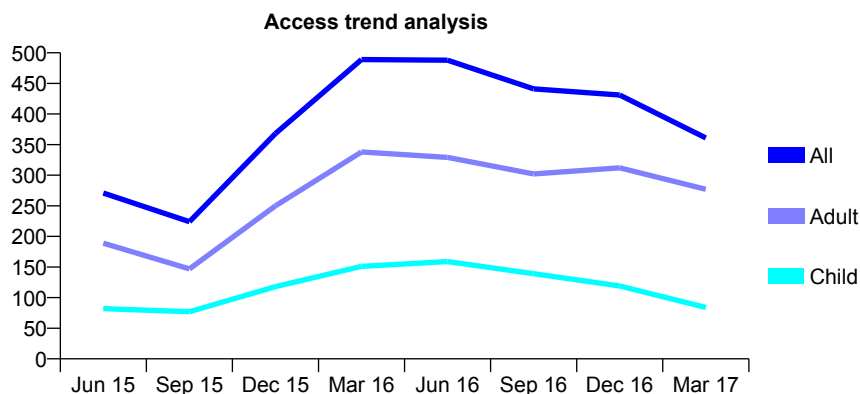
Q52 - Vital Signs At a Glance Contract Report for 800627/0003 - March 2017

Name or company name	MR AP HICKS
Contract type name	GDS Contract
Purpose of contract	General
Contract start date	15/06/2010
Contract end date	

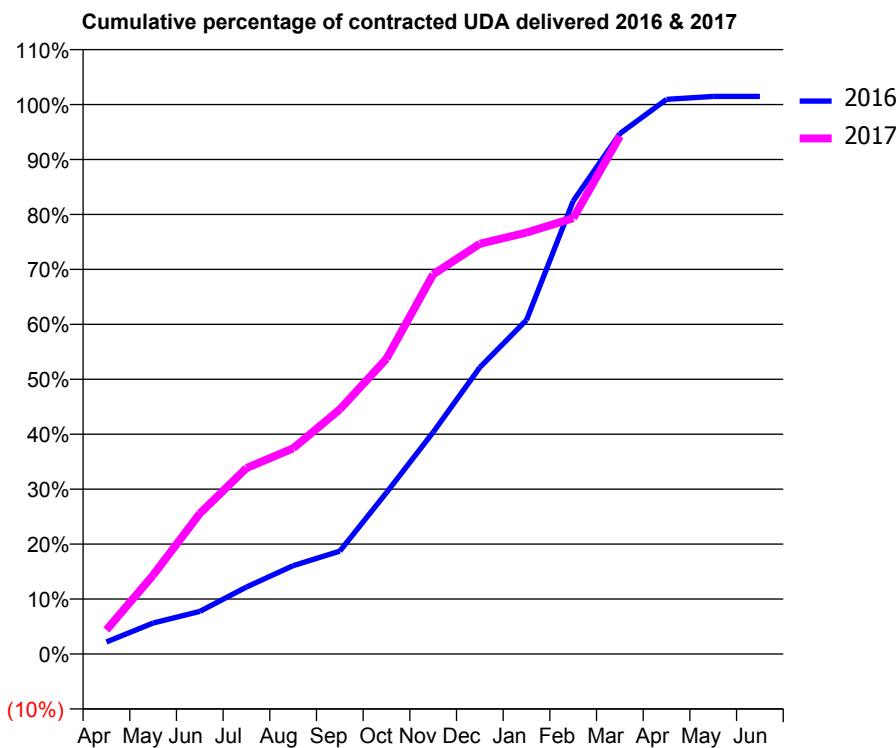
16/17 Contracted general activity (UDA)	1,369
Carry forward general activity (UDA)	-20
16/17 Contracted orthodontic activity (UOA)	0
Carry forward orthodontic activity (UOA)	0
Baseline contract value	£31,005.50

ACCESS*

Patients seen in 24 months	Total	Change since previous quarter
Quarter ending March 2016	489	
Quarter ending June 2016	488	→
Quarter ending September 2016	441	↓
Quarter ending December 2016	431	↓
Quarter ending March 2017	361	↓
Variance since March 2016	(26.2%)	↓



ACTIVITY



Month	Adjusted Scheduled Activity (UDA)	
	2016	2017
April	30	60
May	77	196
June	106	350
July	167	463
August	220	512
September	256	609
October	402	736
November	553	946
December	714	1,022
January	832	1,050
February	1,129	1,086
March	1,297	1,290
April	1,382	
May	1,389	
June	1,389	

QUALITY

	Quantity	Base Number	Contract	AT	Region	England
% of FP17s for the same patient ID Re-attending within 3 months - Children	22	196	11.2%	11.4%	13.3%	12.3%
% of FP17s for the same patient ID Re-attending within 3 months - Adults	85	525	16.2%	15.5%	17.3%	16.7%
% of FP17s for the same patient ID Re-attending between 3 & 9 months - Children	89	196	45.4%	59.5%	58.9%	57.6%
% of FP17s for the same patient ID Re-attending between 3 & 9 months - Adults	191	525	36.4%	54.0%	52.2%	50.1%
% of FP17s for Band 1 Urgent Courses	20	676	3.0%	8.8%	9.2%	9.1%
% of FP17s Relating to Free Repair or Replacements	34	676	5.0%	0.9%	1.0%	0.8%
% of FP17s Relating to Continuations	26	676	3.8%	1.3%	1.4%	1.2%
% of Patients satisfied with the dentistry they have received	1	2	N/A	92.4%	93.1%	92.8%
% of Patients satisfied with the time they had to wait for an appointment	2	2	N/A	87.6%	89.5%	88.7%

* This is based on patients treated on this contract for their most recent course of treatment. Figures in italics indicate the base number of FP17s or Patient Questionnaire responses are less than 100. N/A is shown where the base number of responses is less than 10 during the period. % is calculated as Quantity/Base number*100

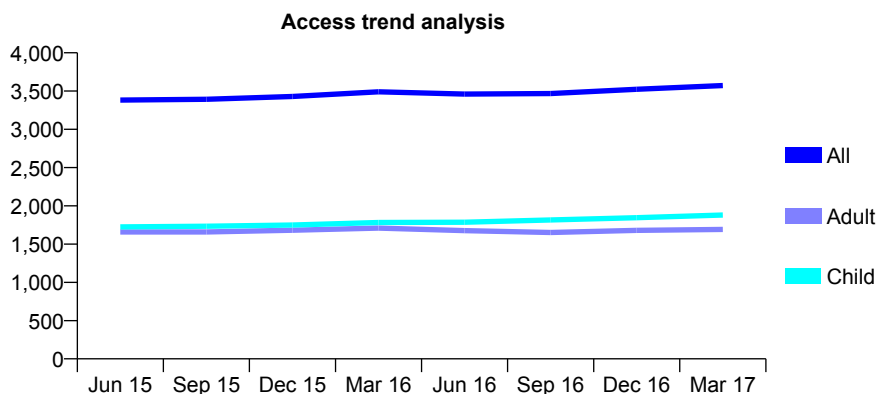
Q52 - Vital Signs At a Glance Contract Report for 811246/0001 - March 2017

Name or company name	MR CJ FINNERTY
Contract type name	PDS Contract
Purpose of contract	General
Contract start date	01/04/2006
Contract end date	31/03/2021

16/17 Contracted general activity (UDA)	11,197
Carry forward general activity (UDA)	0
16/17 Contracted orthodontic activity (UOA)	0
Carry forward orthodontic activity (UOA)	0
Baseline contract value	£327,671.95

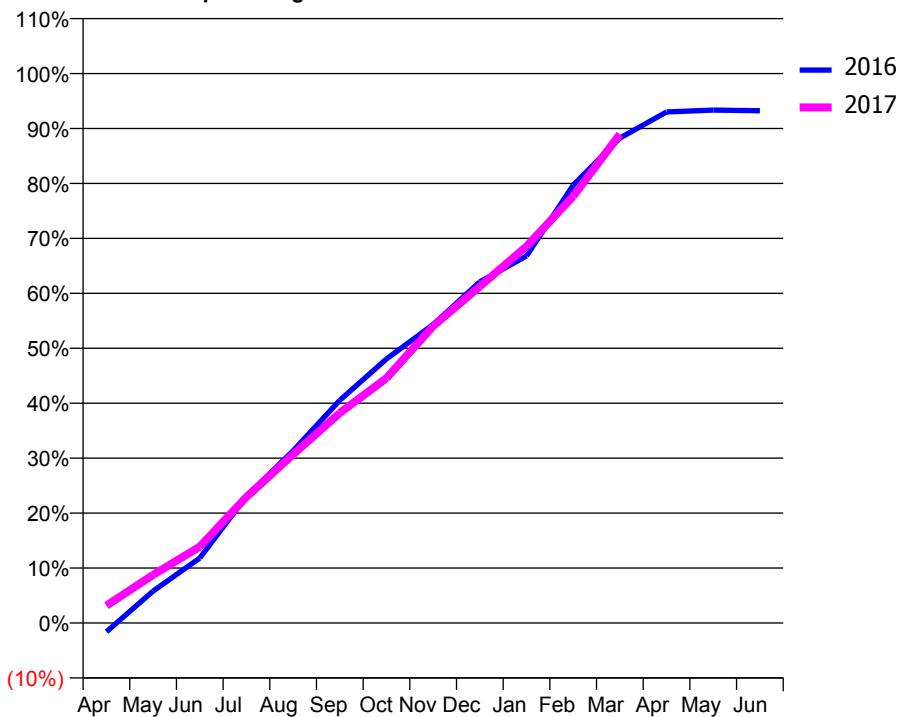
ACCESS*

Patients seen in 24 months	Total	Change since previous quarter
Quarter ending March 2016	3,491	
Quarter ending June 2016	3,461	→
Quarter ending September 2016	3,467	→
Quarter ending December 2016	3,524	→
Quarter ending March 2017	3,572	→
Variance since March 2016	2.3%	↑



ACTIVITY

Cumulative percentage of contracted UDA delivered 2016 & 2017



Month	Adjusted Scheduled Activity (UDA)	
	2016	2017
April	-180	355
May	651	983
June	1,324	1,557
July	2,581	2,570
August	3,510	3,436
September	4,539	4,282
October	5,381	4,990
November	6,083	6,049
December	6,952	6,861
January	7,479	7,674
February	8,922	8,695
March	9,882	9,959
April	10,415	
May	10,453	
June	10,438	

QUALITY

	Quantity	Base Number	Contract	AT	Region	England
% of FP17s for the same patient ID Re-attending within 3 months - Children	215	3,023	7.1%	11.4%	13.3%	12.3%
% of FP17s for the same patient ID Re-attending within 3 months - Adults	387	2,071	18.7%	15.5%	17.3%	16.7%
% of FP17s for the same patient ID Re-attending between 3 & 9 months - Children	1,983	3,023	65.6%	59.5%	58.9%	57.6%
% of FP17s for the same patient ID Re-attending between 3 & 9 months - Adults	1,065	2,071	51.4%	54.0%	52.2%	50.1%
% of FP17s for Band 1 Urgent Courses	412	4,850	8.5%	8.8%	9.2%	9.1%
% of FP17s Relating to Free Repair or Replacements	9	4,850	0.2%	0.9%	1.0%	0.8%
% of FP17s Relating to Continuations	5	4,850	0.1%	1.3%	1.4%	1.2%
% of Patients satisfied with the dentistry they have received	7	7	N/A	92.4%	93.1%	92.8%
% of Patients satisfied with the time they had to wait for an appointment	7	7	N/A	87.6%	89.5%	88.7%

* This is based on patients treated on this contract for their most recent course of treatment. Figures in italics indicate the base number of FP17s or Patient Questionnaire responses are less than 100. N/A is shown where the base number of responses is less than 10 during the period. % is calculated as Quantity/Base number*100

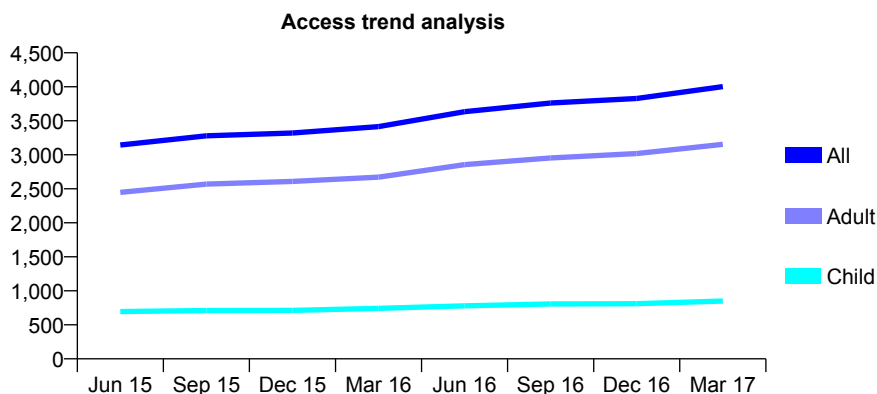
Q52 - Vital Signs At a Glance Contract Report for 811459/0001 - March 2017

Name or company name	MR MA SILVESTER
Contract type name	GDS Contract
Purpose of contract	General and Orthodontic
Contract start date	01/04/2006
Contract end date	

16/17 Contracted general activity (UDA)	9,000
Carry forward general activity (UDA)	-73
16/17 Contracted orthodontic activity (UOA)	250
Carry forward orthodontic activity (UOA)	0
Baseline contract value	£288,781.96

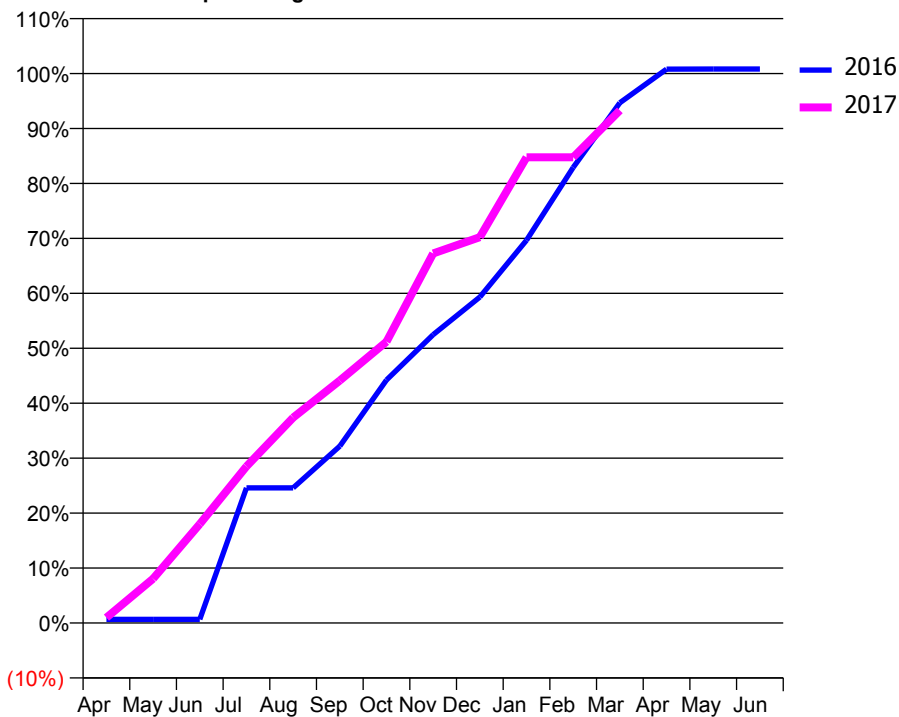
ACCESS*

Patients seen in 24 months	Total	Change since previous quarter
Quarter ending March 2016	3,414	
Quarter ending June 2016	3,635	↑
Quarter ending September 2016	3,761	↑
Quarter ending December 2016	3,829	→
Quarter ending March 2017	4,003	↑
Variance since March 2016	17.3%	↑



ACTIVITY

Cumulative percentage of contracted UDA delivered 2016 & 2017



Adjusted Scheduled Activity (UDA)

Month	2016	2017
April	59	88
May	59	725
June	59	1,621
July	2,213	2,565
August	2,213	3,365
September	2,896	3,972
October	3,981	4,607
November	4,724	6,053
December	5,339	6,319
January	6,269	7,628
February	7,463	7,628
March	8,522	8,396
April	9,071	
May	9,073	
June	9,073	

QUALITY

	Quantity	Base Number	Contract	AT	Region	England
% of FP17s for the same patient ID Re-attending within 3 months - Children	36	845	4.3%	11.4%	13.3%	12.3%
% of FP17s for the same patient ID Re-attending within 3 months - Adults	362	3,290	11.0%	15.5%	17.3%	16.7%
% of FP17s for the same patient ID Re-attending between 3 & 9 months - Children	271	845	32.1%	59.5%	58.9%	57.6%
% of FP17s for the same patient ID Re-attending between 3 & 9 months - Adults	977	3,290	29.7%	54.0%	52.2%	50.1%
% of FP17s for Band 1 Urgent Courses	232	3,882	6.0%	8.8%	9.2%	9.1%
% of FP17s Relating to Free Repair or Replacements	73	3,882	1.9%	0.9%	1.0%	0.8%
% of FP17s Relating to Continuations	36	3,882	0.9%	1.3%	1.4%	1.2%
% of Patients satisfied with the dentistry they have received	6	6	N/A	92.4%	93.1%	92.8%
% of Patients satisfied with the time they had to wait for an appointment	6	6	N/A	87.6%	89.5%	88.7%

* This is based on patients treated on this contract for their most recent course of treatment. Figures in italics indicate the base number of FP17s or Patient Questionnaire responses are less than 100. N/A is shown where the base number of responses is less than 10 during the period. % is calculated as Quantity/Base number*100

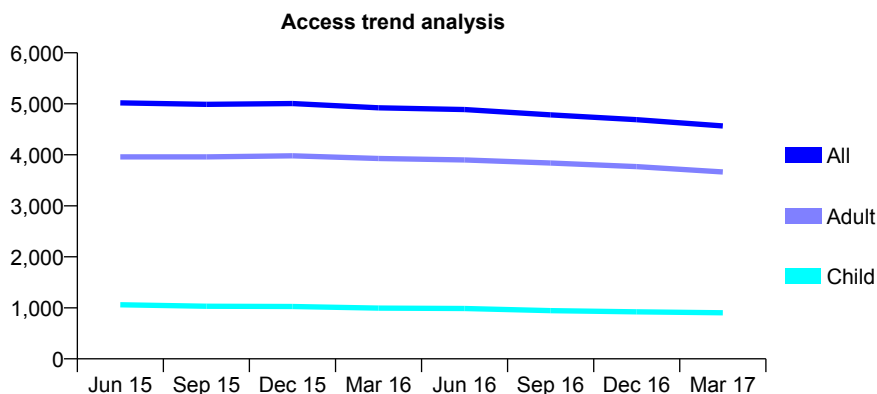
Q52 - Vital Signs At a Glance Contract Report for 812080/0001 - March 2017

Name or company name	MR PA BENNETT
Contract type name	GDS Contract
Purpose of contract	General
Contract start date	01/04/2006
Contract end date	

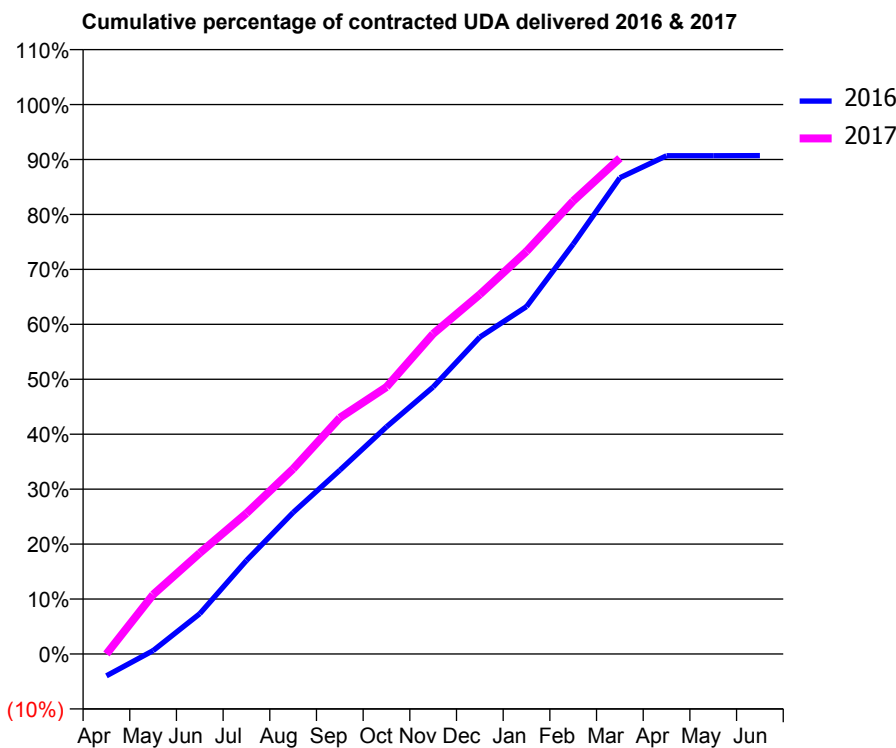
16/17 Contracted general activity (UDA)	17,017
Carry forward general activity (UDA)	0
16/17 Contracted orthodontic activity (UOA)	0
Carry forward orthodontic activity (UOA)	0
Baseline contract value	£343,558.13

ACCESS*

Patients seen in 24 months	Total	Change since previous quarter
Quarter ending March 2016	4,921	
Quarter ending June 2016	4,888	→
Quarter ending September 2016	4,783	↓
Quarter ending December 2016	4,689	↓
Quarter ending March 2017	4,567	↓
Variance since March 2016	(7.2%)	↓



ACTIVITY



Month	Adjusted Scheduled Activity (UDA)	
	2016	2017
April	-680	0
May	103	1,840
June	1,249	3,127
July	2,898	4,361
August	4,383	5,735
September	5,693	7,316
October	7,035	8,269
November	8,269	9,915
December	9,816	11,135
January	10,760	12,468
February	12,690	14,028
March	14,747	15,356
April	15,428	
May	15,429	
June	15,435	

QUALITY

	Quantity	Base Number	Contract	AT	Region	England
% of FP17s for the same patient ID Re-attending within 3 months - Children	180	1,540	11.7%	11.4%	13.3%	12.3%
% of FP17s for the same patient ID Re-attending within 3 months - Adults	771	5,890	13.1%	15.5%	17.3%	16.7%
% of FP17s for the same patient ID Re-attending between 3 & 9 months - Children	1,006	1,540	65.3%	59.5%	58.9%	57.6%
% of FP17s for the same patient ID Re-attending between 3 & 9 months - Adults	4,137	5,890	70.2%	54.0%	52.2%	50.1%
% of FP17s for Band 1 Urgent Courses	48	7,061	0.7%	8.8%	9.2%	9.1%
% of FP17s Relating to Free Repair or Replacements	85	7,061	1.2%	0.9%	1.0%	0.8%
% of FP17s Relating to Continuations	124	7,061	1.8%	1.3%	1.4%	1.2%
% of Patients satisfied with the dentistry they have received	7	8	N/A	92.4%	93.1%	92.8%
% of Patients satisfied with the time they had to wait for an appointment	7	8	N/A	87.6%	89.5%	88.7%

* This is based on patients treated on this contract for their most recent course of treatment. Figures in italics indicate the base number of FP17s or Patient Questionnaire responses are less than 100. N/A is shown where the base number of responses is less than 10 during the period. % is calculated as Quantity/Base number*100

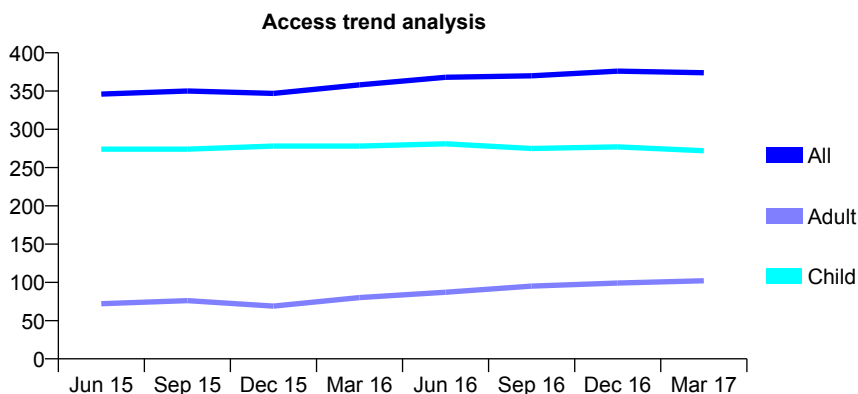
Q52 - Vital Signs At a Glance Contract Report for 812315/0001 - March 2017

Name or company name	MR PS JEAVONS
Contract type name	GDS Contract
Purpose of contract	General
Contract start date	01/04/2006
Contract end date	

16/17 Contracted general activity (UDA)	960
Carry forward general activity (UDA)	-19
16/17 Contracted orthodontic activity (UOA)	0
Carry forward orthodontic activity (UOA)	0
Baseline contract value	£23,393.20

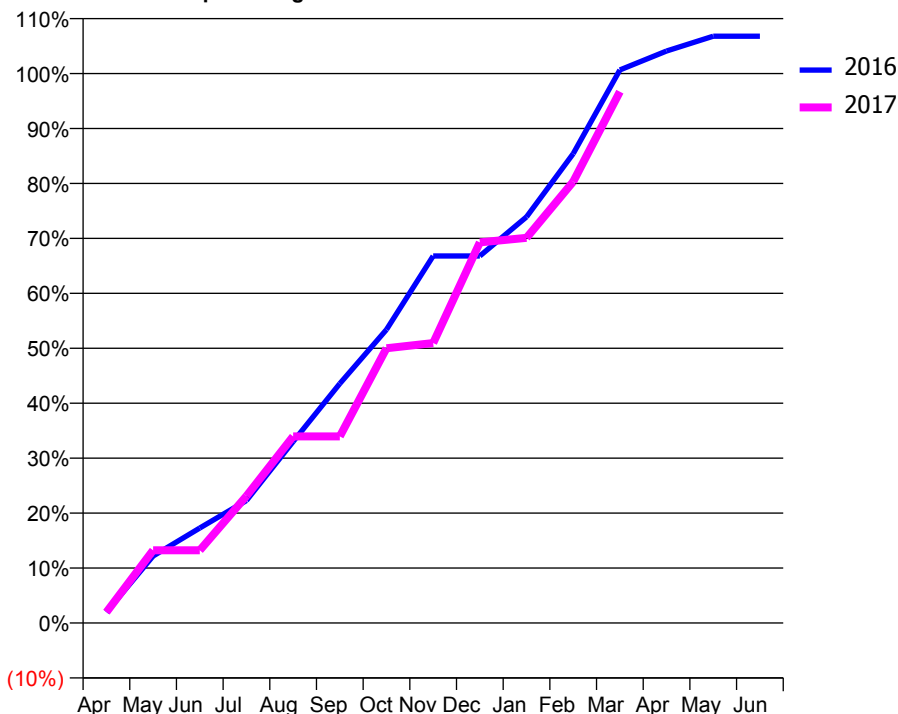
ACCESS*

Patients seen in 24 months	Total	Change since previous quarter
Quarter ending March 2016	358	
Quarter ending June 2016	368	↑
Quarter ending September 2016	370	→
Quarter ending December 2016	376	→
Quarter ending March 2017	374	→
Variance since March 2016	4.5%	↑



ACTIVITY

Cumulative percentage of contracted UDA delivered 2016 & 2017



Month	Adjusted Scheduled Activity (UDA)	
	2016	2017
April	19	19
May	117	127
June	166	127
July	214	222
August	317	326
September	418	326
October	513	480
November	641	489
December	641	665
January	709	673
February	820	771
March	966	928
April	999	
May	1,025	
June	1,025	

QUALITY

	Quantity	Base Number	Contract	AT	Region	England
% of FP17s for the same patient ID Re-attending within 3 months - Children	16	400	4.0%	11.4%	13.3%	12.3%
% of FP17s for the same patient ID Re-attending within 3 months - Adults	8	66	12.1%	15.5%	17.3%	16.7%
% of FP17s for the same patient ID Re-attending between 3 & 9 months - Children	276	400	69.0%	59.5%	58.9%	57.6%
% of FP17s for the same patient ID Re-attending between 3 & 9 months - Adults	12	66	18.2%	54.0%	52.2%	50.1%
% of FP17s for Band 1 Urgent Courses	1	436	0.2%	8.8%	9.2%	9.1%
% of FP17s Relating to Free Repair or Replacements	0	436	0.0%	0.9%	1.0%	0.8%
% of FP17s Relating to Continuations	0	436	0.0%	1.3%	1.4%	1.2%
% of Patients satisfied with the dentistry they have received	0	0	N/A	92.4%	93.1%	92.8%
% of Patients satisfied with the time they had to wait for an appointment	0	0	N/A	87.6%	89.5%	88.7%

* This is based on patients treated on this contract for their most recent course of treatment. Figures in italics indicate the base number of FP17s or Patient Questionnaire responses are less than 100. N/A is shown where the base number of responses is less than 10 during the period. % is calculated as Quantity/Base number*100

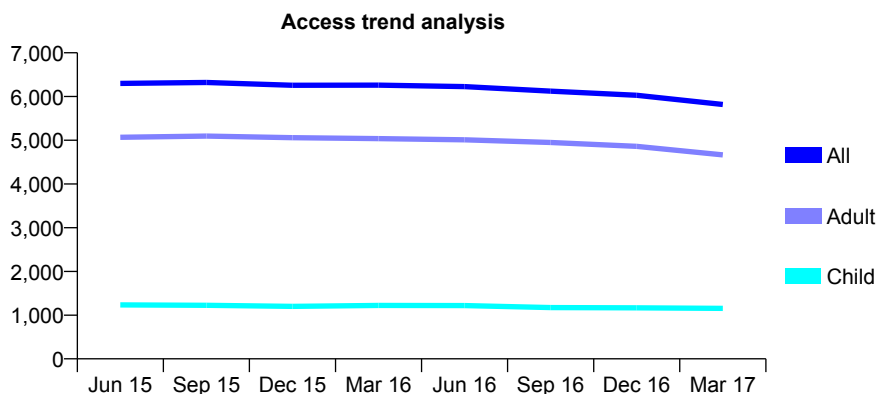
Q52 - Vital Signs At a Glance Contract Report for 815888/0001 - March 2017

Name or company name	PE EDWARDS AND M PATEL
Contract type name	GDS Contract
Purpose of contract	General
Contract start date	01/04/2006
Contract end date	

16/17 Contracted general activity (UDA)	18,561
Carry forward general activity (UDA)	-218
16/17 Contracted orthodontic activity (UOA)	0
Carry forward orthodontic activity (UOA)	0
Baseline contract value	£437,513.53

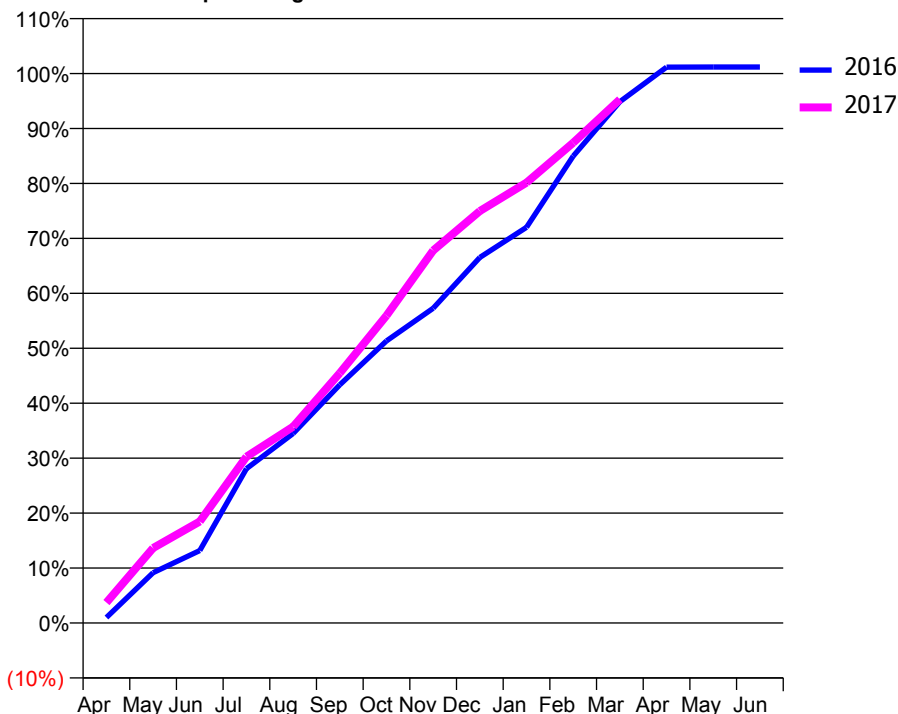
ACCESS*

Patients seen in 24 months	Total	Change since previous quarter
Quarter ending March 2016	6,259	
Quarter ending June 2016	6,226	→
Quarter ending September 2016	6,124	↓
Quarter ending December 2016	6,028	↓
Quarter ending March 2017	5,819	↓
Variance since March 2016	(7.0%)	↓



ACTIVITY

Cumulative percentage of contracted UDA delivered 2016 & 2017



QUALITY

	Quantity	Base Number	Contract	AT	Region	England
% of FP17s for the same patient ID Re-attending within 3 months - Children	146	1,879	7.8%	11.4%	13.3%	12.3%
% of FP17s for the same patient ID Re-attending within 3 months - Adults	955	6,702	14.2%	15.5%	17.3%	16.7%
% of FP17s for the same patient ID Re-attending between 3 & 9 months - Children	1,063	1,879	56.6%	59.5%	58.9%	57.6%
% of FP17s for the same patient ID Re-attending between 3 & 9 months - Adults	3,264	6,702	48.7%	54.0%	52.2%	50.1%
% of FP17s for Band 1 Urgent Courses	525	8,100	6.5%	8.8%	9.2%	9.1%
% of FP17s Relating to Free Repair or Replacements	42	8,100	0.5%	0.9%	1.0%	0.8%
% of FP17s Relating to Continuations	63	8,100	0.8%	1.3%	1.4%	1.2%
% of Patients satisfied with the dentistry they have received	7	8	N/A	92.4%	93.1%	92.8%
% of Patients satisfied with the time they had to wait for an appointment	7	8	N/A	87.6%	89.5%	88.7%

* This is based on patients treated on this contract for their most recent course of treatment. Figures in italics indicate the base number of FP17s or Patient Questionnaire responses are less than 100. N/A is shown where the base number of responses is less than 10 during the period. % is calculated as Quantity/Base number*100

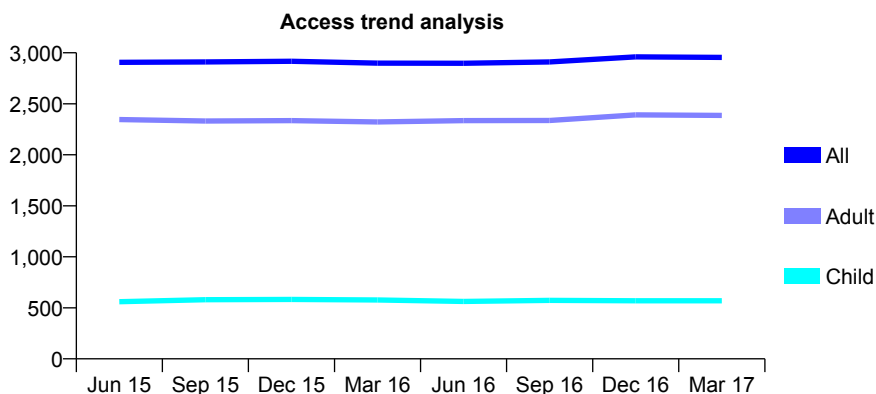
Q52 - Vital Signs At a Glance Contract Report for 822019/0001 - March 2017

Name or company name	MR KT CRUMMEY
Contract type name	GDS Contract
Purpose of contract	General
Contract start date	01/04/2006
Contract end date	

16/17 Contracted general activity (UDA)	8,918
Carry forward general activity (UDA)	0
16/17 Contracted orthodontic activity (UOA)	0
Carry forward orthodontic activity (UOA)	0
Baseline contract value	£240,019.57

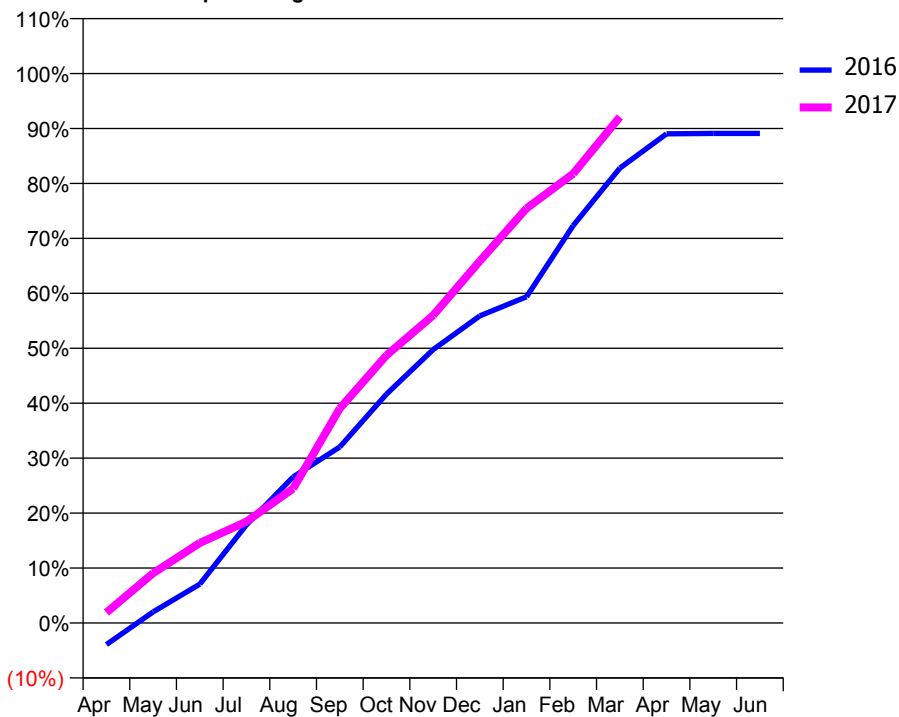
ACCESS*

Patients seen in 24 months	Total	Change since previous quarter
Quarter ending March 2016	2,899	
Quarter ending June 2016	2,898	→
Quarter ending September 2016	2,910	→
Quarter ending December 2016	2,960	→
Quarter ending March 2017	2,955	→
Variance since March 2016	1.9%	→



ACTIVITY

Cumulative percentage of contracted UDA delivered 2016 & 2017



Month	Adjusted Scheduled Activity (UDA)	
	2016	2017
April	-352	169
May	182	809
June	631	1,300
July	1,595	1,646
August	2,370	2,183
September	2,857	3,484
October	3,714	4,345
November	4,438	4,994
December	4,985	5,875
January	5,294	6,730
February	6,451	7,293
March	7,382	8,213
April	7,939	
May	7,947	
June	7,947	

QUALITY

	Quantity	Base Number	Contract	AT	Region	England
% of FP17s for the same patient ID Re-attending within 3 months - Children	55	900	6.1%	11.4%	13.3%	12.3%
% of FP17s for the same patient ID Re-attending within 3 months - Adults	342	2,780	12.3%	15.5%	17.3%	16.7%
% of FP17s for the same patient ID Re-attending between 3 & 9 months - Children	571	900	63.4%	59.5%	58.9%	57.6%
% of FP17s for the same patient ID Re-attending between 3 & 9 months - Adults	787	2,780	28.3%	54.0%	52.2%	50.1%
% of FP17s for Band 1 Urgent Courses	235	3,443	6.8%	8.8%	9.2%	9.1%
% of FP17s Relating to Free Repair or Replacements	30	3,443	0.9%	0.9%	1.0%	0.8%
% of FP17s Relating to Continuations	27	3,443	0.8%	1.3%	1.4%	1.2%
% of Patients satisfied with the dentistry they have received	6	6	N/A	92.4%	93.1%	92.8%
% of Patients satisfied with the time they had to wait for an appointment	6	6	N/A	87.6%	89.5%	88.7%

* This is based on patients treated on this contract for their most recent course of treatment. Figures in italics indicate the base number of FP17s or Patient Questionnaire responses are less than 100. N/A is shown where the base number of responses is less than 10 during the period. % is calculated as Quantity/Base number*100

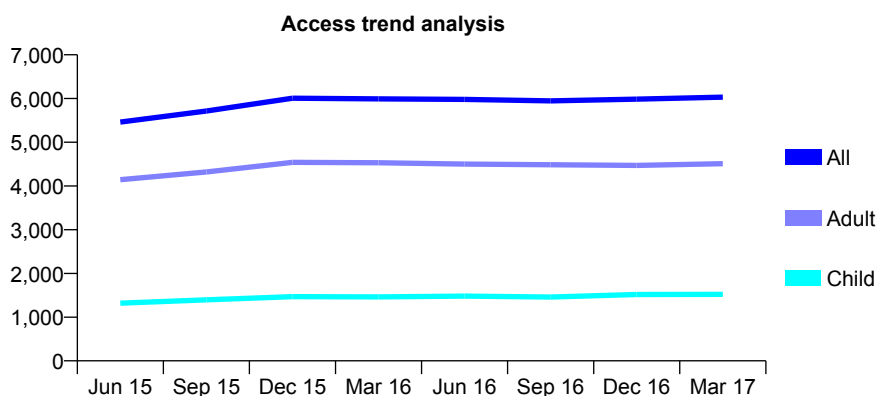
Q52 - Vital Signs At a Glance Contract Report for 827835/0001 - March 2017

Name or company name	MISS HA PATTINSON
Contract type name	GDS Contract
Purpose of contract	General
Contract start date	01/04/2006
Contract end date	

16/17 Contracted general activity (UDA)	17,107
Carry forward general activity (UDA)	68
16/17 Contracted orthodontic activity (UOA)	0
Carry forward orthodontic activity (UOA)	0
Baseline contract value	£443,430.27

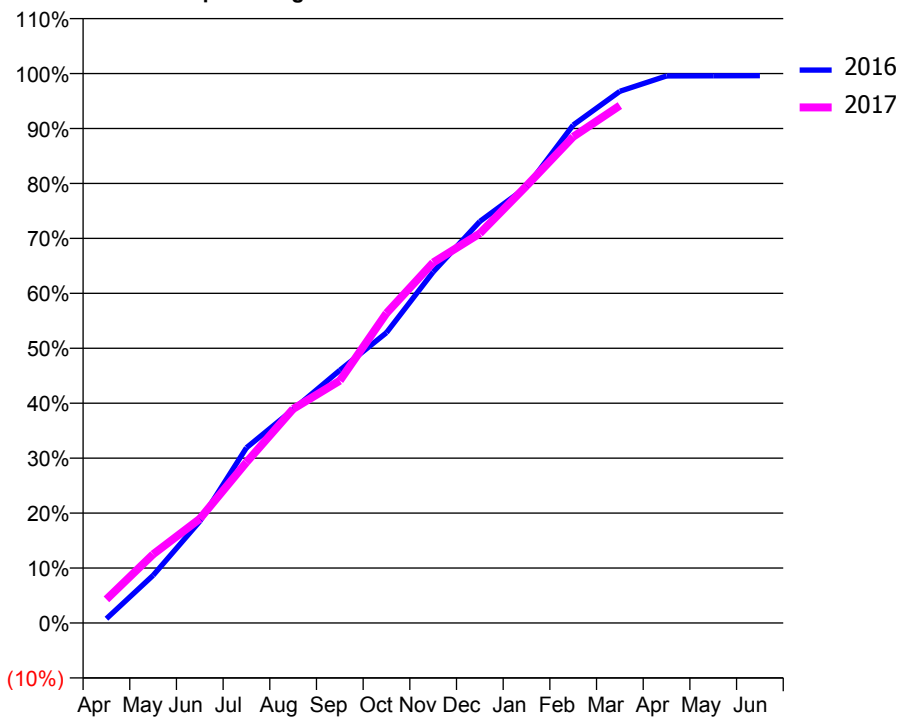
ACCESS*

Patients seen in 24 months	Total	Change since previous quarter
Quarter ending March 2016	5,993	
Quarter ending June 2016	5,981	→
Quarter ending September 2016	5,945	→
Quarter ending December 2016	5,987	→
Quarter ending March 2017	6,032	→
Variance since March 2016	0.7%	→



ACTIVITY

Cumulative percentage of contracted UDA delivered 2016 & 2017



Month	Adjusted Scheduled Activity (UDA)	
	2016	2017
April	134	739
May	1,483	2,139
June	3,165	3,245
July	5,456	5,005
August	6,650	6,665
September	7,867	7,546
October	9,039	9,647
November	10,928	11,222
December	12,502	12,130
January	13,573	13,612
February	15,503	15,137
March	16,552	16,111
April	17,032	
May	17,036	
June	17,039	

QUALITY

	Quantity	Base Number	Contract	AT	Region	England
% of FP17s for the same patient ID Re-attending within 3 months - Children	243	2,077	11.7%	11.4%	13.3%	12.3%
% of FP17s for the same patient ID Re-attending within 3 months - Adults	1,414	6,609	21.4%	15.5%	17.3%	16.7%
% of FP17s for the same patient ID Re-attending between 3 & 9 months - Children	967	2,077	46.6%	59.5%	58.9%	57.6%
% of FP17s for the same patient ID Re-attending between 3 & 9 months - Adults	2,932	6,609	44.4%	54.0%	52.2%	50.1%
% of FP17s for Band 1 Urgent Courses	2,549	8,442	30.2%	8.8%	9.2%	9.1%
% of FP17s Relating to Free Repair or Replacements	80	8,442	0.9%	0.9%	1.0%	0.8%
% of FP17s Relating to Continuations	38	8,442	0.5%	1.3%	1.4%	1.2%
% of Patients satisfied with the dentistry they have received	3	4	N/A	92.4%	93.1%	92.8%
% of Patients satisfied with the time they had to wait for an appointment	3	4	N/A	87.6%	89.5%	88.7%

* This is based on patients treated on this contract for their most recent course of treatment. Figures in italics indicate the base number of FP17s or Patient Questionnaire responses are less than 100. N/A is shown where the base number of responses is less than 10 during the period. % is calculated as Quantity/Base number*100

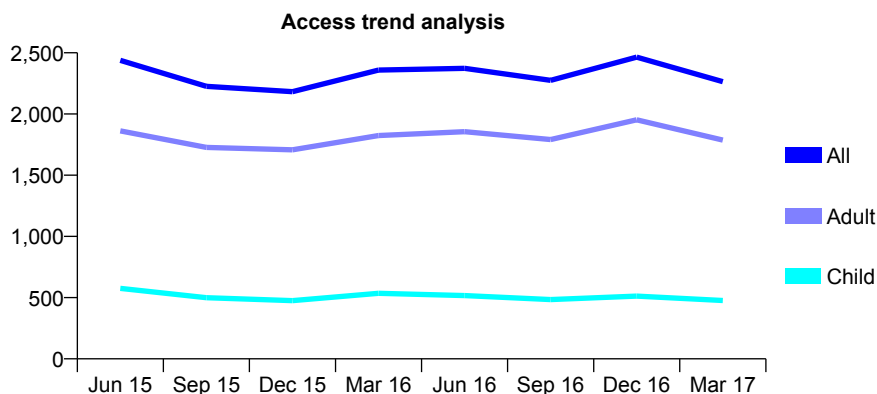
Q52 - Vital Signs At a Glance Contract Report for 827835/0002 - March 2017

Name or company name	MISS HA PATTINSON
Contract type name	GDS Contract
Purpose of contract	General
Contract start date	08/06/2010
Contract end date	

16/17 Contracted general activity (UDA)	6,600
Carry forward general activity (UDA)	-4
16/17 Contracted orthodontic activity (UOA)	0
Carry forward orthodontic activity (UOA)	0
Baseline contract value	£170,822.54

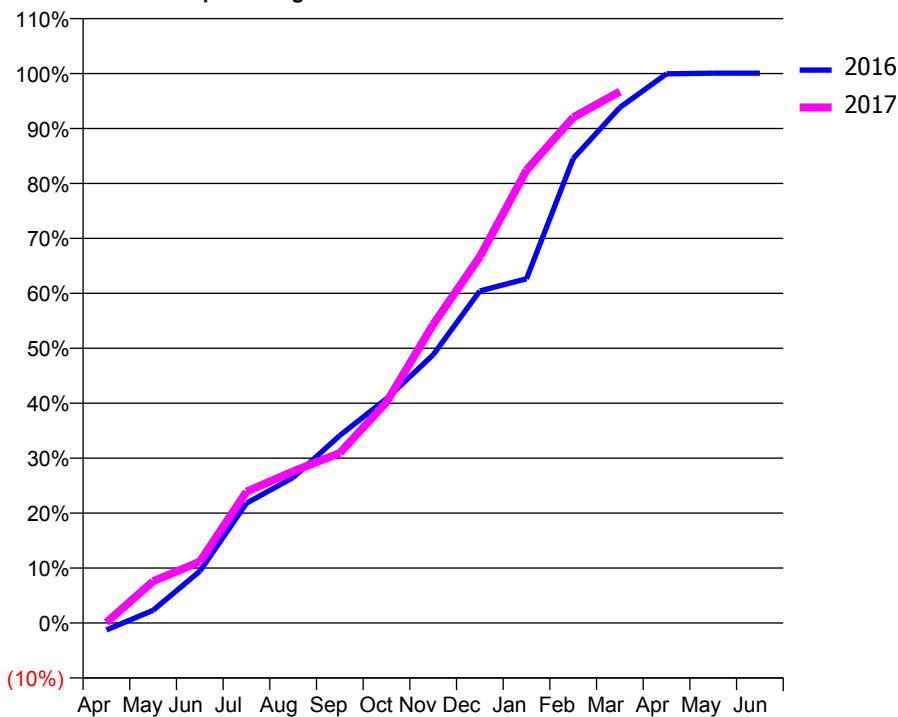
ACCESS*

Patients seen in 24 months	Total	Change since previous quarter
Quarter ending March 2016	2,359	
Quarter ending June 2016	2,373	→
Quarter ending September 2016	2,275	↓
Quarter ending December 2016	2,465	↑
Quarter ending March 2017	2,264	↓
Variance since March 2016	(4.0%)	↓



ACTIVITY

Cumulative percentage of contracted UDA delivered 2016 & 2017



Month	Adjusted Scheduled Activity (UDA)	
	2016	2017
April	-84	8
May	152	502
June	623	738
July	1,440	1,579
August	1,749	1,821
September	2,252	2,042
October	2,694	2,654
November	3,222	3,587
December	3,989	4,401
January	4,134	5,439
February	5,580	6,075
March	6,193	6,383
April	6,596	
May	6,604	
June	6,604	

QUALITY

	Quantity	Base Number	Contract	AT	Region	England
% of FP17s for the same patient ID Re-attending within 3 months - Children	23	496	4.6%	11.4%	13.3%	12.3%
% of FP17s for the same patient ID Re-attending within 3 months - Adults	234	1,955	12.0%	15.5%	17.3%	16.7%
% of FP17s for the same patient ID Re-attending between 3 & 9 months - Children	122	496	24.6%	59.5%	58.9%	57.6%
% of FP17s for the same patient ID Re-attending between 3 & 9 months - Adults	574	1,955	29.4%	54.0%	52.2%	50.1%
% of FP17s for Band 1 Urgent Courses	296	2,274	13.0%	8.8%	9.2%	9.1%
% of FP17s Relating to Free Repair or Replacements	46	2,274	2.0%	0.9%	1.0%	0.8%
% of FP17s Relating to Continuations	11	2,274	0.5%	1.3%	1.4%	1.2%
% of Patients satisfied with the dentistry they have received	1	2	N/A	92.4%	93.1%	92.8%
% of Patients satisfied with the time they had to wait for an appointment	2	2	N/A	87.6%	89.5%	88.7%

* This is based on patients treated on this contract for their most recent course of treatment. Figures in italics indicate the base number of FP17s or Patient Questionnaire responses are less than 100. N/A is shown where the base number of responses is less than 10 during the period. % is calculated as Quantity/Base number*100

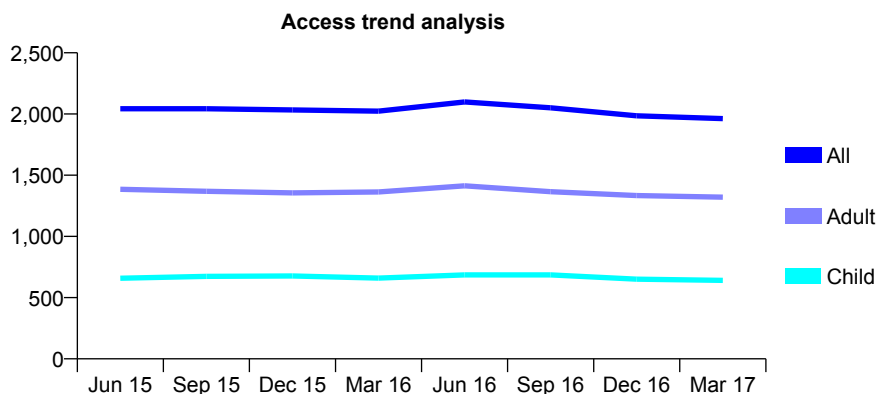
Q52 - Vital Signs At a Glance Contract Report for 829021/0001 - March 2017

Name or company name	MR Y LAHER
Contract type name	PDS Contract
Purpose of contract	General
Contract start date	01/04/2006
Contract end date	31/03/2021

16/17 Contracted general activity (UDA)	5,500
Carry forward general activity (UDA)	0
16/17 Contracted orthodontic activity (UOA)	0
Carry forward orthodontic activity (UOA)	0
Baseline contract value	£132,389.48

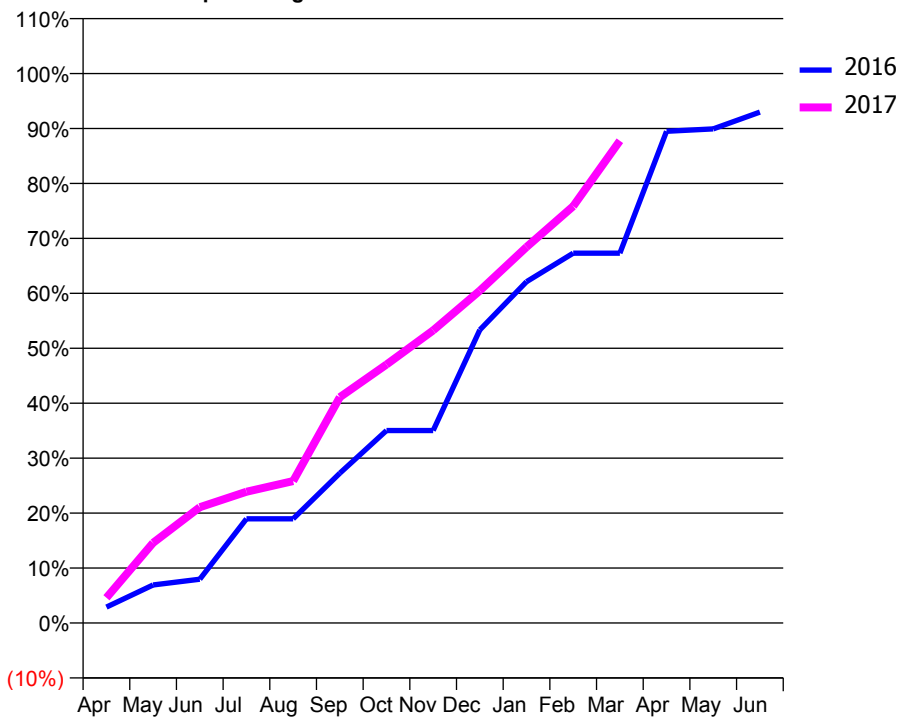
ACCESS*

Patients seen in 24 months	Total	Change since previous quarter
Quarter ending March 2016	2,023	
Quarter ending June 2016	2,099	↑
Quarter ending September 2016	2,051	↓
Quarter ending December 2016	1,985	↓
Quarter ending March 2017	1,962	↓
Variance since March 2016	(3.0%)	↓



ACTIVITY

Cumulative percentage of contracted UDA delivered 2016 & 2017



Adjusted Scheduled Activity (UDA)

Month	2016	2017
April	160	253
May	381	802
June	439	1,160
July	1,043	1,314
August	1,043	1,420
September	1,499	2,260
October	1,927	2,587
November	1,927	2,929
December	2,934	3,326
January	3,416	3,763
February	3,702	4,171
March	3,702	4,827
April	4,921	-
May	4,946	-
June	5,114	-

QUALITY

	Quantity	Base Number	Contract	AT	Region	England
% of FP17s for the same patient ID Re-attending within 3 months - Children	93	830	11.2%	11.4%	13.3%	12.3%
% of FP17s for the same patient ID Re-attending within 3 months - Adults	352	1,663	21.2%	15.5%	17.3%	16.7%
% of FP17s for the same patient ID Re-attending between 3 & 9 months - Children	183	830	22.0%	59.5%	58.9%	57.6%
% of FP17s for the same patient ID Re-attending between 3 & 9 months - Adults	367	1,663	22.1%	54.0%	52.2%	50.1%
% of FP17s for Band 1 Urgent Courses	232	1,932	12.0%	8.8%	9.2%	9.1%
% of FP17s Relating to Free Repair or Replacements	0	1,932	0.0%	0.9%	1.0%	0.8%
% of FP17s Relating to Continuations	0	1,932	0.0%	1.3%	1.4%	1.2%
% of Patients satisfied with the dentistry they have received	16	21	76.2%	92.4%	93.1%	92.8%
% of Patients satisfied with the time they had to wait for an appointment	12	21	57.1%	87.6%	89.5%	88.7%

* This is based on patients treated on this contract for their most recent course of treatment. Figures in italics indicate the base number of FP17s or Patient Questionnaire responses are less than 100. N/A is shown where the base number of responses is less than 10 during the period. % is calculated as Quantity/Base number*100

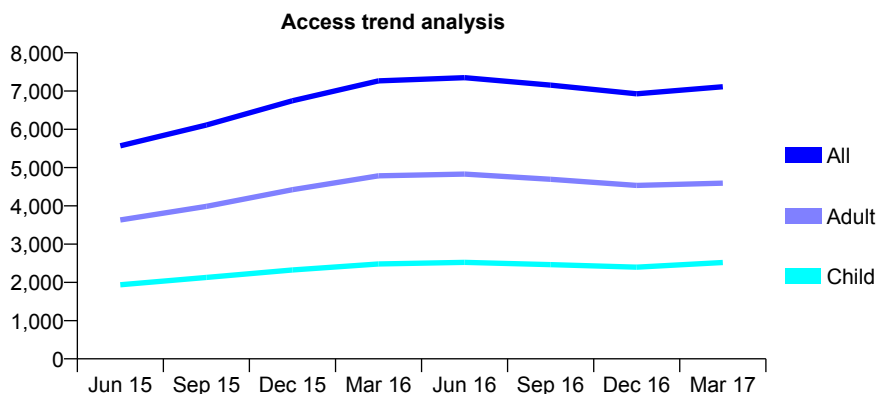
Q52 - Vital Signs At a Glance Contract Report for 834858/0003 - March 2017

Name or company name	MR LW APPLETON
Contract type name	GDS Contract
Purpose of contract	General
Contract start date	06/05/2014
Contract end date	

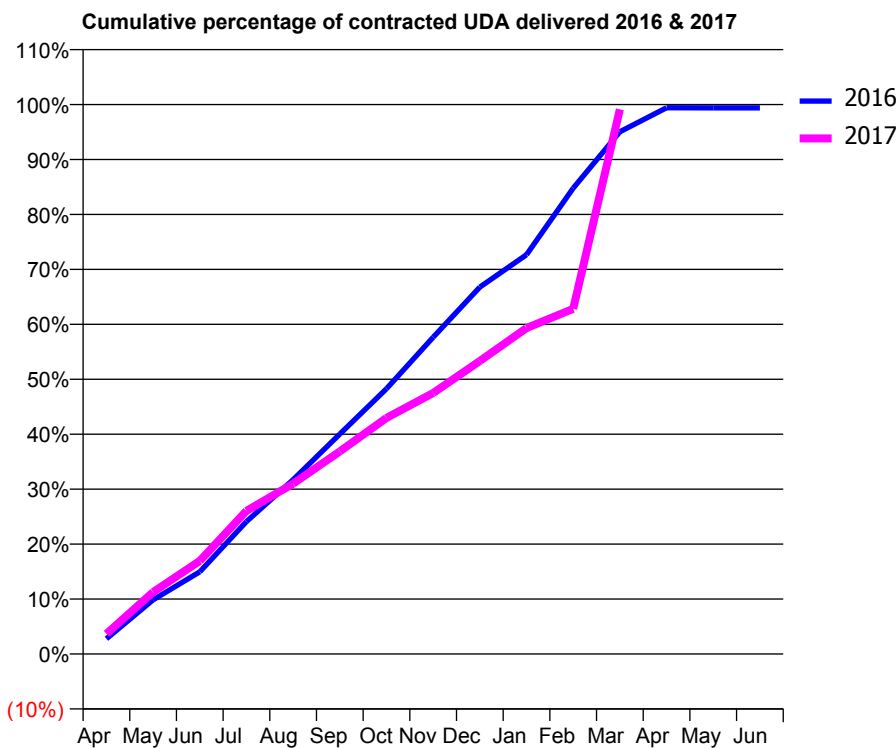
16/17 Contracted general activity (UDA)	19,607
Carry forward general activity (UDA)	65
16/17 Contracted orthodontic activity (UOA)	0
Carry forward orthodontic activity (UOA)	0
Baseline contract value	£588,450.39

ACCESS*

Patients seen in 24 months	Total	Change since previous quarter
Quarter ending March 2016	7,265	
Quarter ending June 2016	7,349	→
Quarter ending September 2016	7,155	↓
Quarter ending December 2016	6,929	↓
Quarter ending March 2017	7,114	↑
Variance since March 2016	(2.1%)	↓



ACTIVITY



Month	Adjusted Scheduled Activity (UDA)	
	2016	2017
April	544	721
May	1,934	2,212
June	2,932	3,325
July	4,725	5,107
August	6,219	6,080
September	7,847	7,229
October	9,468	8,425
November	11,304	9,313
December	13,092	10,454
January	14,250	11,632
February	16,624	12,315
March	18,633	19,436
April	19,490	
May	19,485	
June	19,488	

QUALITY

	Quantity	Base Number	Contract	AT	Region	England
% of FP17s for the same patient ID Re-attending within 3 months - Children	379	3,596	10.5%	11.4%	13.3%	12.3%
% of FP17s for the same patient ID Re-attending within 3 months - Adults	1,303	6,407	20.3%	15.5%	17.3%	16.7%
% of FP17s for the same patient ID Re-attending between 3 & 9 months - Children	1,604	3,596	44.6%	59.5%	58.9%	57.6%
% of FP17s for the same patient ID Re-attending between 3 & 9 months - Adults	2,777	6,407	43.3%	54.0%	52.2%	50.1%
% of FP17s for Band 1 Urgent Courses	1,177	9,607	12.3%	8.8%	9.2%	9.1%
% of FP17s Relating to Free Repair or Replacements	42	9,607	0.4%	0.9%	1.0%	0.8%
% of FP17s Relating to Continuations	105	9,607	1.1%	1.3%	1.4%	1.2%
% of Patients satisfied with the dentistry they have received	5	6	N/A	92.4%	93.1%	92.8%
% of Patients satisfied with the time they had to wait for an appointment	4	6	N/A	87.6%	89.5%	88.7%

* This is based on patients treated on this contract for their most recent course of treatment. Figures in italics indicate the base number of FP17s or Patient Questionnaire responses are less than 100. N/A is shown where the base number of responses is less than 10 during the period. % is calculated as Quantity/Base number*100

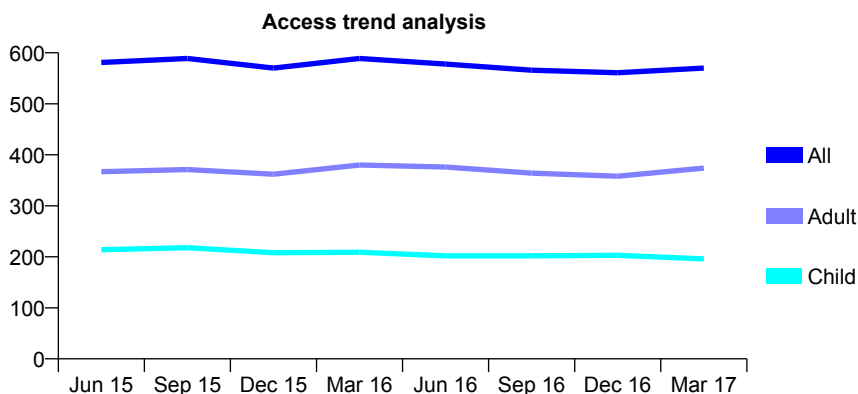
Q52 - Vital Signs At a Glance Contract Report for 838764/0002 - March 2017

Name or company name	MR HM BOTT
Contract type name	GDS Contract
Purpose of contract	General
Contract start date	02/01/2009
Contract end date	

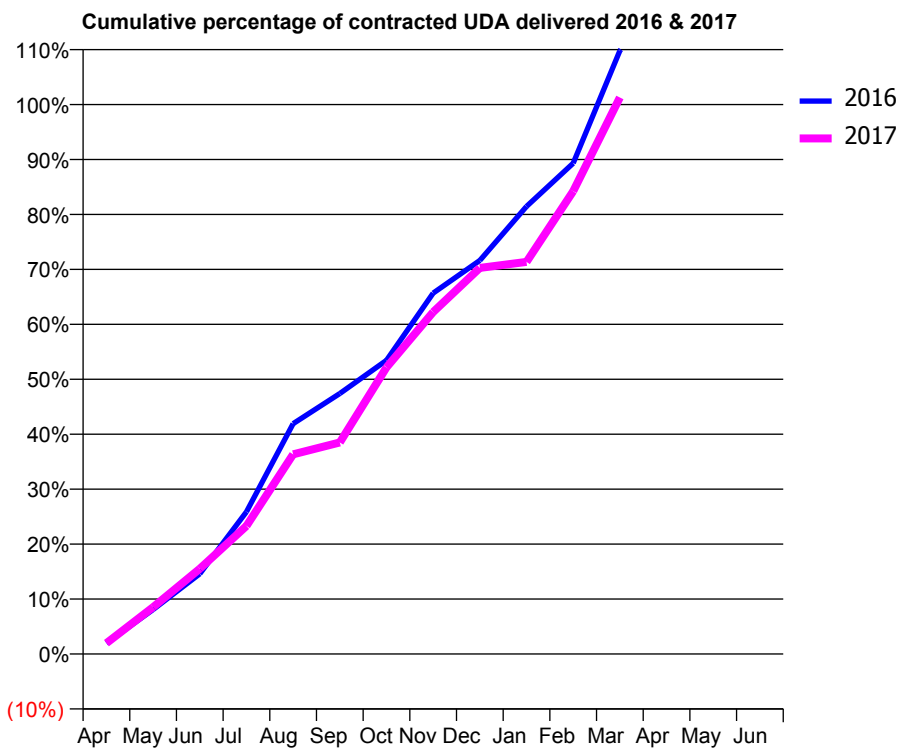
16/17 Contracted general activity (UDA)	1,260
Carry forward general activity (UDA)	-25
16/17 Contracted orthodontic activity (UOA)	0
Carry forward orthodontic activity (UOA)	0
Baseline contract value	£54,682.01

ACCESS*

Patients seen in 24 months	Total	Change since previous quarter
Quarter ending March 2016	589	
Quarter ending June 2016	578	↓
Quarter ending September 2016	566	↓
Quarter ending December 2016	561	→
Quarter ending March 2017	570	→
Variance since March 2016	(3.2%)	↓



ACTIVITY



Month	Adjusted Scheduled Activity (UDA)	
	2016	2017
April	25	25
May	102	107
June	184	195
July	326	294
August	528	458
September	597	485
October	673	657
November	827	784
December	902	885
January	1,026	899
February	1,125	1,061
March	1,383	1,276
April	1,511	
May	1,514	
June	1,514	

QUALITY

	Quantity	Base Number	Contract	AT	Region	England
% of FP17s for the same patient ID Re-attending within 3 months - Children	17	263	6.5%	11.4%	13.3%	12.3%
% of FP17s for the same patient ID Re-attending within 3 months - Adults	27	439	6.2%	15.5%	17.3%	16.7%
% of FP17s for the same patient ID Re-attending between 3 & 9 months - Children	170	263	64.6%	59.5%	58.9%	57.6%
% of FP17s for the same patient ID Re-attending between 3 & 9 months - Adults	294	439	67.0%	54.0%	52.2%	50.1%
% of FP17s for Band 1 Urgent Courses	11	659	1.7%	8.8%	9.2%	9.1%
% of FP17s Relating to Free Repair or Replacements	0	659	0.0%	0.9%	1.0%	0.8%
% of FP17s Relating to Continuations	6	659	0.9%	1.3%	1.4%	1.2%
% of Patients satisfied with the dentistry they have received	0	0	N/A	92.4%	93.1%	92.8%
% of Patients satisfied with the time they had to wait for an appointment	0	0	N/A	87.6%	89.5%	88.7%

* This is based on patients treated on this contract for their most recent course of treatment. Figures in italics indicate the base number of FP17s or Patient Questionnaire responses are less than 100. N/A is shown where the base number of responses is less than 10 during the period. % is calculated as Quantity/Base number*100

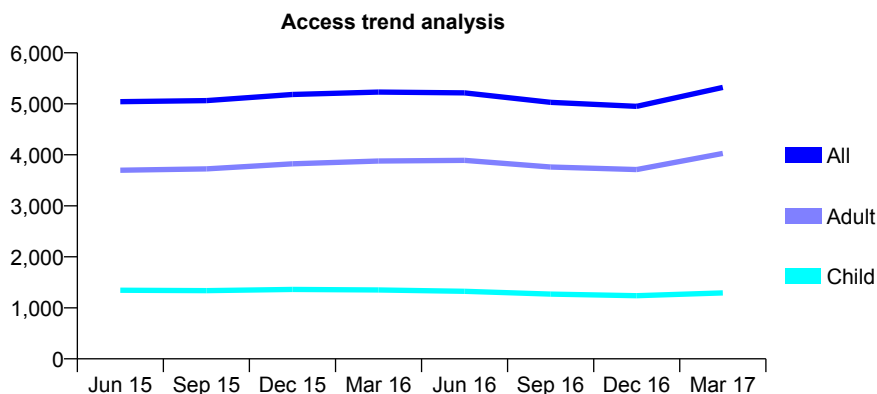
Q52 - Vital Signs At a Glance Contract Report for 841579/0001 - March 2017

Name or company name	MR JS DEU
Contract type name	GDS Contract
Purpose of contract	General
Contract start date	01/04/2006
Contract end date	

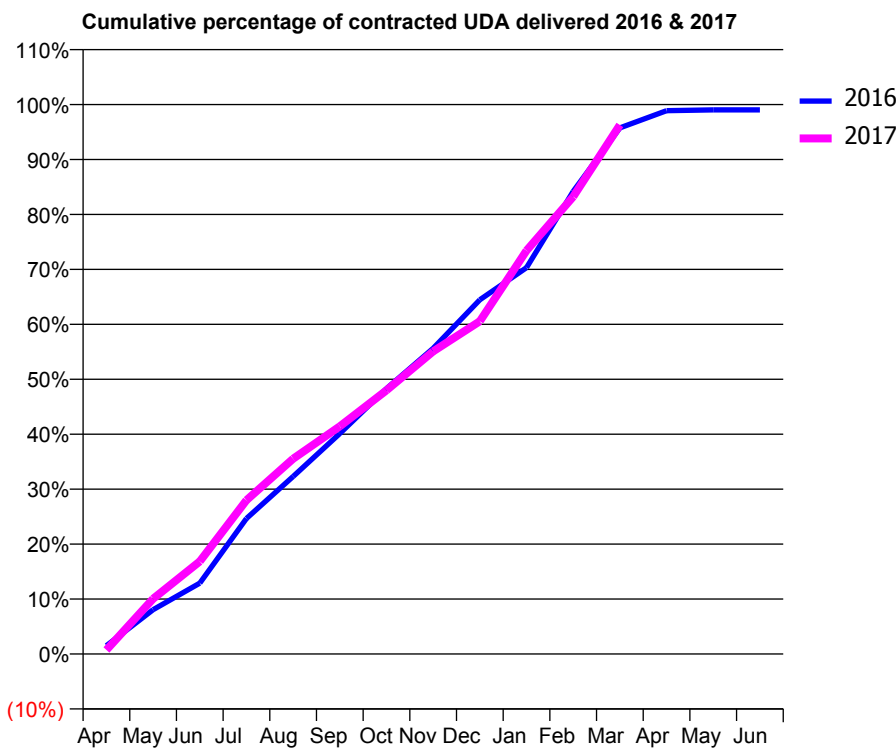
16/17 Contracted general activity (UDA)	12,135
Carry forward general activity (UDA)	118
16/17 Contracted orthodontic activity (UOA)	0
Carry forward orthodontic activity (UOA)	0
Baseline contract value	£361,440.37

ACCESS*

Patients seen in 24 months	Total	Change since previous quarter
Quarter ending March 2016	5,229	
Quarter ending June 2016	5,215	→
Quarter ending September 2016	5,030	↓
Quarter ending December 2016	4,950	↓
Quarter ending March 2017	5,321	↑
Variance since March 2016	1.8%	→



ACTIVITY



Month	Adjusted Scheduled Activity (UDA)	
	2016	2017
April	183	90
May	978	1,221
June	1,565	2,044
July	2,994	3,398
August	3,920	4,311
September	4,870	5,029
October	5,861	5,822
November	6,750	6,683
December	7,822	7,350
January	8,531	8,911
February	10,218	10,101
March	11,619	11,684
April	12,000	
May	12,015	
June	12,017	

QUALITY

	Quantity	Base Number	Contract	AT	Region	England
% of FP17s for the same patient ID Re-attending within 3 months - Children	146	1,858	7.9%	11.4%	13.3%	12.3%
% of FP17s for the same patient ID Re-attending within 3 months - Adults	512	4,955	10.3%	15.5%	17.3%	16.7%
% of FP17s for the same patient ID Re-attending between 3 & 9 months - Children	1,037	1,858	55.8%	59.5%	58.9%	57.6%
% of FP17s for the same patient ID Re-attending between 3 & 9 months - Adults	2,344	4,955	47.3%	54.0%	52.2%	50.1%
% of FP17s for Band 1 Urgent Courses	210	5,753	3.7%	8.8%	9.2%	9.1%
% of FP17s Relating to Free Repair or Replacements	30	5,753	0.5%	0.9%	1.0%	0.8%
% of FP17s Relating to Continuations	9	5,753	0.2%	1.3%	1.4%	1.2%
% of Patients satisfied with the dentistry they have received	4	5	N/A	92.4%	93.1%	92.8%
% of Patients satisfied with the time they had to wait for an appointment	4	5	N/A	87.6%	89.5%	88.7%

* This is based on patients treated on this contract for their most recent course of treatment. Figures in italics indicate the base number of FP17s or Patient Questionnaire responses are less than 100. N/A is shown where the base number of responses is less than 10 during the period. % is calculated as Quantity/Base number*100

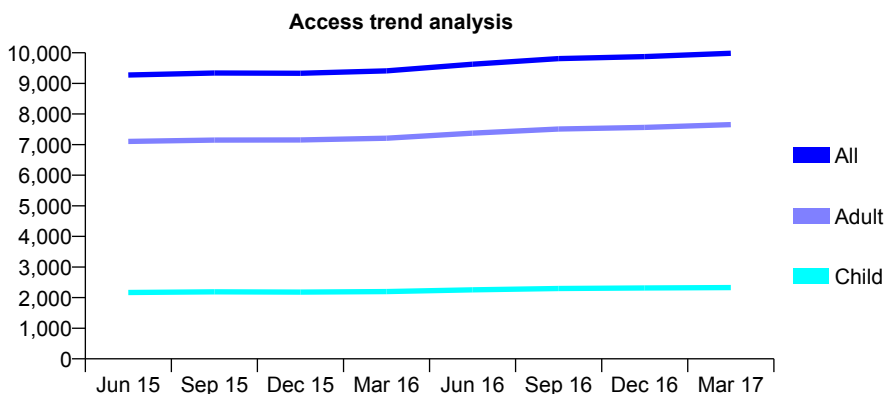
Q52 - Vital Signs At a Glance Contract Report for 842400/0001 - March 2017

Name or company name	MR PR ELLUL
Contract type name	GDS Contract
Purpose of contract	General
Contract start date	01/04/2006
Contract end date	

16/17 Contracted general activity (UDA)	24,500
Carry forward general activity (UDA)	632
16/17 Contracted orthodontic activity (UOA)	0
Carry forward orthodontic activity (UOA)	0
Baseline contract value	£714,884.39

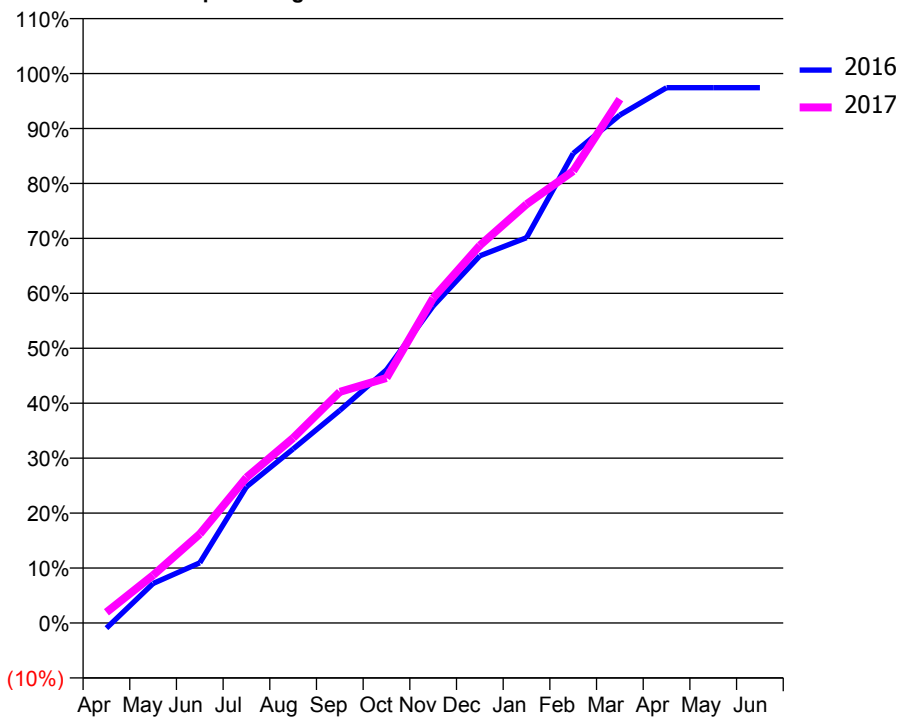
ACCESS*

Patients seen in 24 months	Total	Change since previous quarter
Quarter ending March 2016	9,411	
Quarter ending June 2016	9,629	↑
Quarter ending September 2016	9,809	→
Quarter ending December 2016	9,876	→
Quarter ending March 2017	9,983	→
Variance since March 2016	6.1%	↑



ACTIVITY

Cumulative percentage of contracted UDA delivered 2016 & 2017



Month	Adjusted Scheduled Activity (UDA)	
	2016	2017
April	-232	477
May	1,763	2,129
June	2,684	3,969
July	6,076	6,491
August	7,763	8,247
September	9,482	10,308
October	11,290	10,927
November	14,133	14,483
December	16,372	16,837
January	17,181	18,673
February	20,936	20,153
March	22,652	23,358
April	23,867	
May	23,868	
June	23,868	

QUALITY

	Quantity	Base Number	Contract	AT	Region	England
% of FP17s for the same patient ID Re-attending within 3 months - Children	202	3,713	5.4%	11.4%	13.3%	12.3%
% of FP17s for the same patient ID Re-attending within 3 months - Adults	1,679	12,094	13.9%	15.5%	17.3%	16.7%
% of FP17s for the same patient ID Re-attending between 3 & 9 months - Children	2,480	3,713	66.8%	59.5%	58.9%	57.6%
% of FP17s for the same patient ID Re-attending between 3 & 9 months - Adults	7,239	12,094	59.9%	54.0%	52.2%	50.1%
% of FP17s for Band 1 Urgent Courses	1,291	13,949	9.3%	8.8%	9.2%	9.1%
% of FP17s Relating to Free Repair or Replacements	150	13,949	1.1%	0.9%	1.0%	0.8%
% of FP17s Relating to Continuations	48	13,949	0.3%	1.3%	1.4%	1.2%
% of Patients satisfied with the dentistry they have received	13	13	100.0%	92.4%	93.1%	92.8%
% of Patients satisfied with the time they had to wait for an appointment	12	13	92.3%	87.6%	89.5%	88.7%

* This is based on patients treated on this contract for their most recent course of treatment. Figures in italics indicate the base number of FP17s or Patient Questionnaire responses are less than 100. N/A is shown where the base number of responses is less than 10 during the period. % is calculated as Quantity/Base number*100

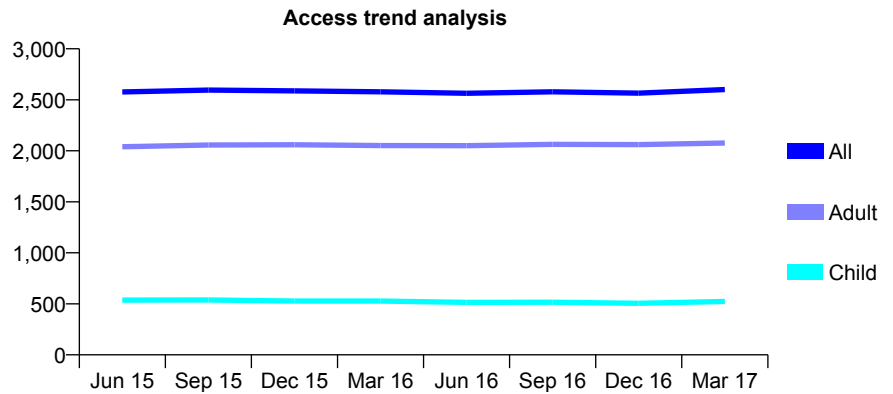
Q52 - Vital Signs At a Glance Contract Report for 842443/0001 - March 2017

Name or company name	MR GS GILLER
Contract type name	GDS Contract
Purpose of contract	General
Contract start date	01/04/2006
Contract end date	

16/17 Contracted general activity (UDA)	9,355
Carry forward general activity (UDA)	429
16/17 Contracted orthodontic activity (UOA)	0
Carry forward orthodontic activity (UOA)	0
Baseline contract value	£213,042.49

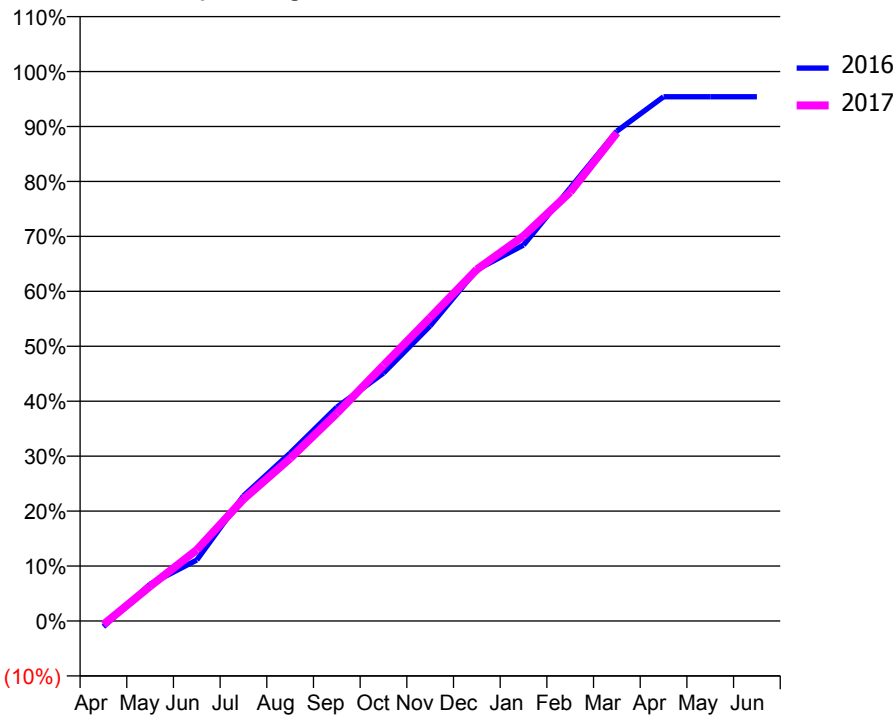
ACCESS*

Patients seen in 24 months	Total	Change since previous quarter
Quarter ending March 2016	2,579	
Quarter ending June 2016	2,564	→
Quarter ending September 2016	2,579	→
Quarter ending December 2016	2,566	→
Quarter ending March 2017	2,600	→
Variance since March 2016	0.8%	→



ACTIVITY

Cumulative percentage of contracted UDA delivered 2016 & 2017



Month	Adjusted Scheduled Activity (UDA)	
	2016	2017
April	-99	-62
May	627	592
June	1,038	1,210
July	2,131	2,073
August	2,859	2,768
September	3,639	3,536
October	4,220	4,353
November	5,025	5,165
December	5,980	5,984
January	6,401	6,555
February	7,373	7,301
March	8,339	8,313
April	8,926	
May	8,926	
June	8,926	

QUALITY

	Quantity	Base Number	Contract	AT	Region	England
% of FP17s for the same patient ID Re-attending within 3 months - Children	47	861	5.5%	11.4%	13.3%	12.3%
% of FP17s for the same patient ID Re-attending within 3 months - Adults	669	3,836	17.4%	15.5%	17.3%	16.7%
% of FP17s for the same patient ID Re-attending between 3 & 9 months - Children	592	861	68.8%	59.5%	58.9%	57.6%
% of FP17s for the same patient ID Re-attending between 3 & 9 months - Adults	2,495	3,836	65.0%	54.0%	52.2%	50.1%
% of FP17s for Band 1 Urgent Courses	307	4,402	7.0%	8.8%	9.2%	9.1%
% of FP17s Relating to Free Repair or Replacements	66	4,402	1.5%	0.9%	1.0%	0.8%
% of FP17s Relating to Continuations	101	4,402	2.3%	1.3%	1.4%	1.2%
% of Patients satisfied with the dentistry they have received	4	4	N/A	92.4%	93.1%	92.8%
% of Patients satisfied with the time they had to wait for an appointment	4	4	N/A	87.6%	89.5%	88.7%

* This is based on patients treated on this contract for their most recent course of treatment. Figures in italics indicate the base number of FP17s or Patient Questionnaire responses are less than 100. N/A is shown where the base number of responses is less than 10 during the period. % is calculated as Quantity/Base number*100

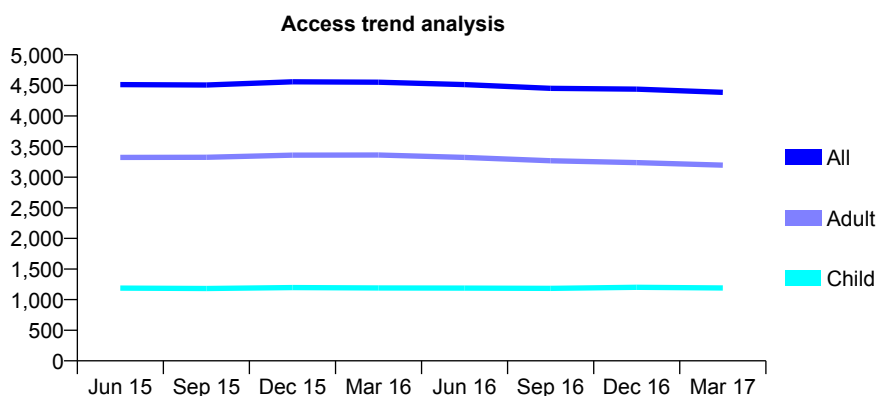
Q52 - Vital Signs At a Glance Contract Report for 844098/0001 - March 2017

Name or company name	MR AM QAYYUM
Contract type name	GDS Contract
Purpose of contract	General
Contract start date	01/04/2006
Contract end date	

16/17 Contracted general activity (UDA)	11,929
Carry forward general activity (UDA)	-4
16/17 Contracted orthodontic activity (UOA)	0
Carry forward orthodontic activity (UOA)	0
Baseline contract value	£378,077.25

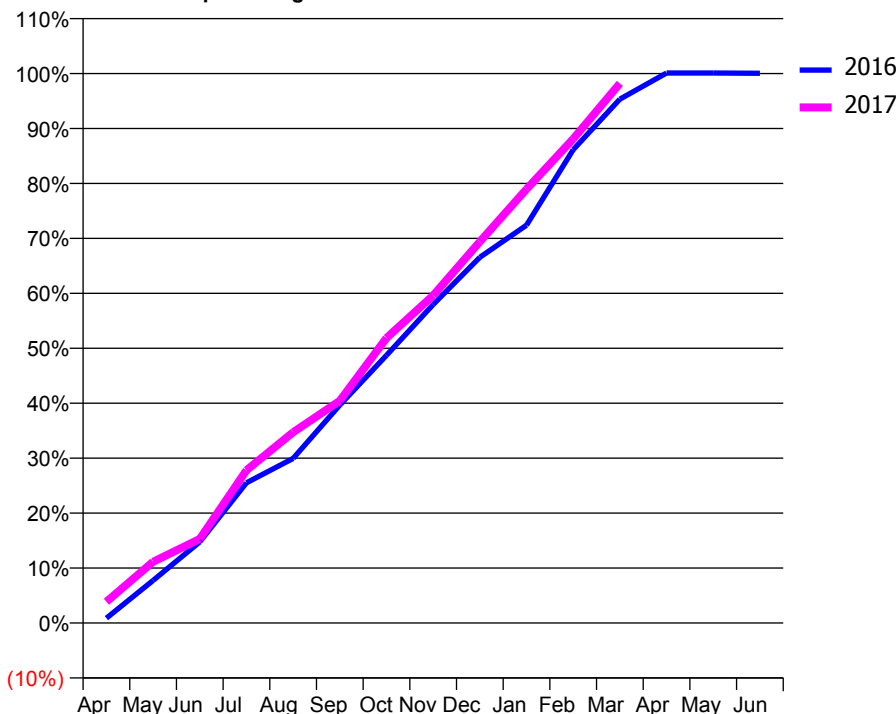
ACCESS*

Patients seen in 24 months	Total	Change since previous quarter
Quarter ending March 2016	4,552	
Quarter ending June 2016	4,512	→
Quarter ending September 2016	4,452	↓
Quarter ending December 2016	4,439	→
Quarter ending March 2017	4,387	↓
Variance since March 2016	(3.6%)	↓



ACTIVITY

Cumulative percentage of contracted UDA delivered 2016 & 2017



Month	Adjusted Scheduled Activity (UDA)	
	2016	2017
April	106	463
May	925	1,329
June	1,762	1,825
July	3,043	3,317
August	3,573	4,142
September	4,730	4,824
October	5,810	6,187
November	6,914	7,111
December	7,938	8,278
January	8,636	9,418
February	10,275	10,511
March	11,372	11,714
April	11,939	
May	11,939	
June	11,933	

QUALITY

	Quantity	Base Number	Contract	AT	Region	England
% of FP17s for the same patient ID Re-attending within 3 months - Children	95	1,662	5.7%	11.4%	13.3%	12.3%
% of FP17s for the same patient ID Re-attending within 3 months - Adults	1,148	5,449	21.1%	15.5%	17.3%	16.7%
% of FP17s for the same patient ID Re-attending between 3 & 9 months - Children	932	1,662	56.1%	59.5%	58.9%	57.6%
% of FP17s for the same patient ID Re-attending between 3 & 9 months - Adults	3,051	5,449	56.0%	54.0%	52.2%	50.1%
% of FP17s for Band 1 Urgent Courses	653	6,223	10.5%	8.8%	9.2%	9.1%
% of FP17s Relating to Free Repair or Replacements	133	6,223	2.1%	0.9%	1.0%	0.8%
% of FP17s Relating to Continuations	98	6,223	1.6%	1.3%	1.4%	1.2%
% of Patients satisfied with the dentistry they have received	5	6	N/A	92.4%	93.1%	92.8%
% of Patients satisfied with the time they had to wait for an appointment	5	6	N/A	87.6%	89.5%	88.7%

* This is based on patients treated on this contract for their most recent course of treatment. Figures in italics indicate the base number of FP17s or Patient Questionnaire responses are less than 100. N/A is shown where the base number of responses is less than 10 during the period. % is calculated as Quantity/Base number*100

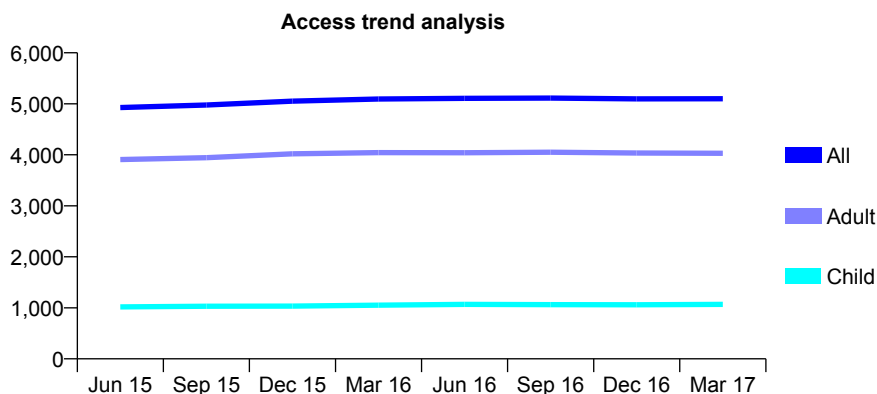
Q52 - Vital Signs At a Glance Contract Report for 847194/0001 - March 2017

Name or company name	MR MJ MILLICAN
Contract type name	GDS Contract
Purpose of contract	General
Contract start date	01/04/2006
Contract end date	

16/17 Contracted general activity (UDA)	14,000
Carry forward general activity (UDA)	-111
16/17 Contracted orthodontic activity (UOA)	0
Carry forward orthodontic activity (UOA)	0
Baseline contract value	£431,022.21

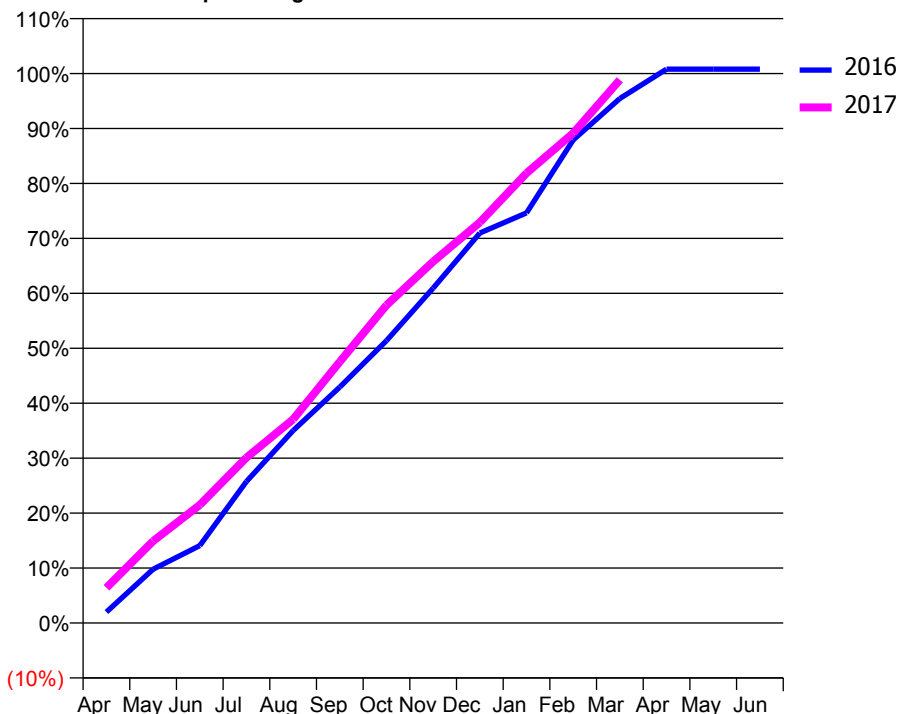
ACCESS*

Patients seen in 24 months	Total	Change since previous quarter
Quarter ending March 2016	5,094	
Quarter ending June 2016	5,108	→
Quarter ending September 2016	5,112	→
Quarter ending December 2016	5,096	→
Quarter ending March 2017	5,099	→
Variance since March 2016	0.1%	→



ACTIVITY

Cumulative percentage of contracted UDA delivered 2016 & 2017



Month	Adjusted Scheduled Activity (UDA)	
	2016	2017
April	281	899
May	1,372	2,086
June	1,973	3,010
July	3,605	4,215
August	4,906	5,190
September	6,012	6,656
October	7,194	8,098
November	8,531	9,210
December	9,937	10,208
January	10,449	11,461
February	12,306	12,481
March	13,365	13,840
April	14,110	
May	14,111	
June	14,111	

QUALITY

	Quantity	Base Number	Contract	AT	Region	England
% of FP17s for the same patient ID Re-attending within 3 months - Children	79	1,734	4.6%	11.4%	13.3%	12.3%
% of FP17s for the same patient ID Re-attending within 3 months - Adults	763	6,707	11.4%	15.5%	17.3%	16.7%
% of FP17s for the same patient ID Re-attending between 3 & 9 months - Children	1,171	1,734	67.5%	59.5%	58.9%	57.6%
% of FP17s for the same patient ID Re-attending between 3 & 9 months - Adults	4,634	6,707	69.1%	54.0%	52.2%	50.1%
% of FP17s for Band 1 Urgent Courses	491	8,035	6.1%	8.8%	9.2%	9.1%
% of FP17s Relating to Free Repair or Replacements	15	8,035	0.2%	0.9%	1.0%	0.8%
% of FP17s Relating to Continuations	139	8,035	1.7%	1.3%	1.4%	1.2%
% of Patients satisfied with the dentistry they have received	8	9	N/A	92.4%	93.1%	92.8%
% of Patients satisfied with the time they had to wait for an appointment	6	9	N/A	87.6%	89.5%	88.7%

* This is based on patients treated on this contract for their most recent course of treatment. Figures in italics indicate the base number of FP17s or Patient Questionnaire responses are less than 100. N/A is shown where the base number of responses is less than 10 during the period. % is calculated as Quantity/Base number*100

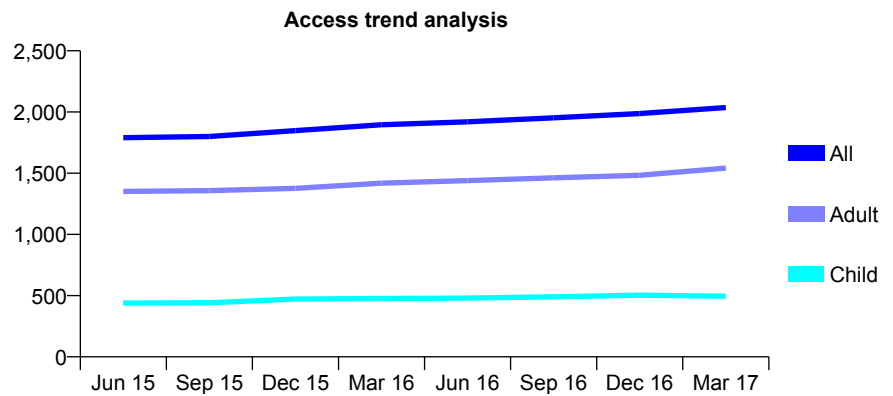
Q52 - Vital Signs At a Glance Contract Report for 852538/0001 - March 2017

Name or company name	MISS NK KHROUD
Contract type name	PDS Contract
Purpose of contract	General
Contract start date	23/05/2012
Contract end date	22/05/2022

16/17 Contracted general activity (UDA)	6,269
Carry forward general activity (UDA)	-112
16/17 Contracted orthodontic activity (UOA)	0
Carry forward orthodontic activity (UOA)	0
Baseline contract value	£189,633.59

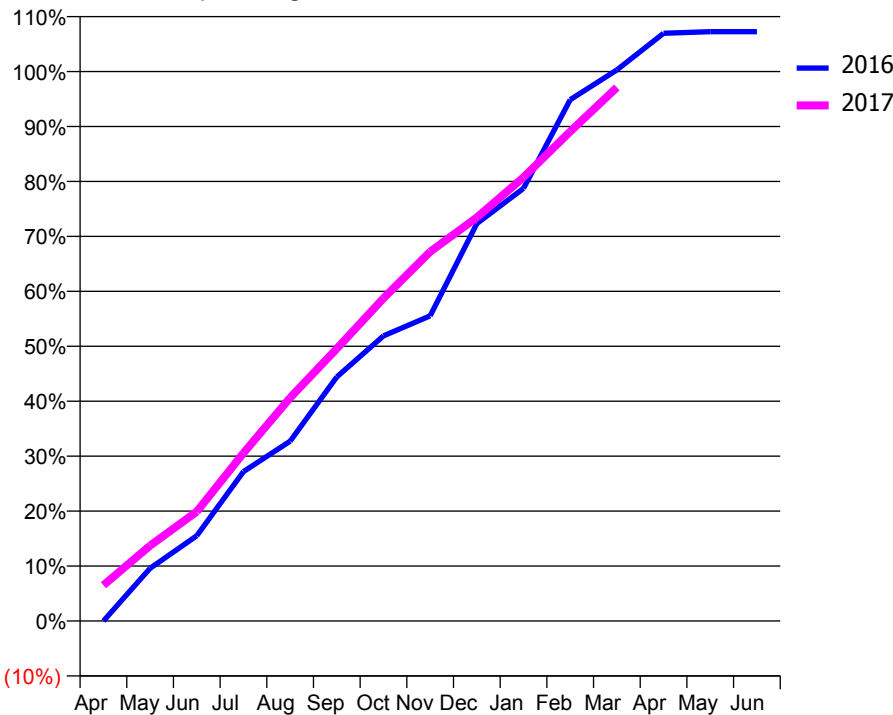
ACCESS*

Patients seen in 24 months	Total	Change since previous quarter
Quarter ending March 2016	1,896	
Quarter ending June 2016	1,920	→
Quarter ending September 2016	1,953	→
Quarter ending December 2016	1,987	→
Quarter ending March 2017	2,037	↑
Variance since March 2016	7.4%	↑



ACTIVITY

Cumulative percentage of contracted UDA delivered 2016 & 2017



Month	Adjusted Scheduled Activity (UDA)	
	2016	2017
April	0	408
May	537	861
June	867	1,248
July	1,521	1,916
August	1,830	2,547
September	2,484	3,107
October	2,902	3,682
November	3,105	4,213
December	4,044	4,605
January	4,402	5,061
February	5,305	5,583
March	5,607	6,087
April	5,980	
May	5,997	
June	5,997	

QUALITY

	Quantity	Base Number	Contract	AT	Region	England
% of FP17s for the same patient ID Re-attending within 3 months - Children	86	867	9.9%	11.4%	13.3%	12.3%
% of FP17s for the same patient ID Re-attending within 3 months - Adults	277	2,280	12.1%	15.5%	17.3%	16.7%
% of FP17s for the same patient ID Re-attending between 3 & 9 months - Children	504	867	58.1%	59.5%	58.9%	57.6%
% of FP17s for the same patient ID Re-attending between 3 & 9 months - Adults	1,349	2,280	59.2%	54.0%	52.2%	50.1%
% of FP17s for Band 1 Urgent Courses	95	2,937	3.2%	8.8%	9.2%	9.1%
% of FP17s Relating to Free Repair or Replacements	61	2,937	2.1%	0.9%	1.0%	0.8%
% of FP17s Relating to Continuations	30	2,937	1.0%	1.3%	1.4%	1.2%
% of Patients satisfied with the dentistry they have received	4	4	N/A	92.4%	93.1%	92.8%
% of Patients satisfied with the time they had to wait for an appointment	4	4	N/A	87.6%	89.5%	88.7%

* This is based on patients treated on this contract for their most recent course of treatment. Figures in italics indicate the base number of FP17s or Patient Questionnaire responses are less than 100. N/A is shown where the base number of responses is less than 10 during the period. % is calculated as Quantity/Base number*100

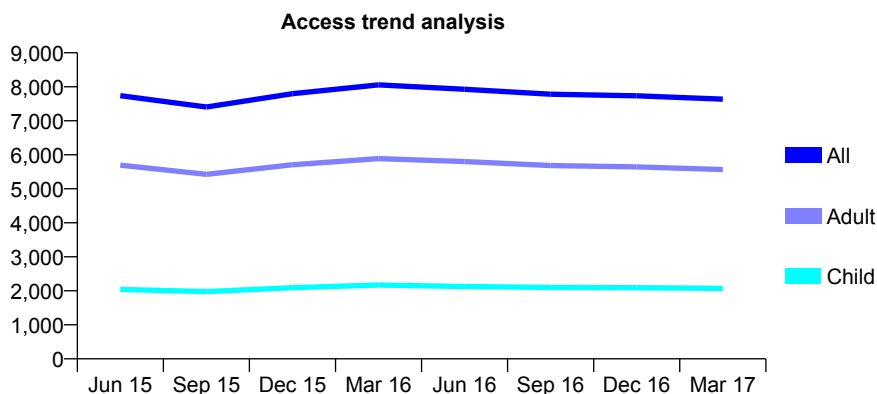
Q52 - Vital Signs At a Glance Contract Report for 854093/0001 - March 2017

Name or company name	MR A HUSSAIN
Contract type name	GDS Contract
Purpose of contract	General
Contract start date	01/04/2006
Contract end date	

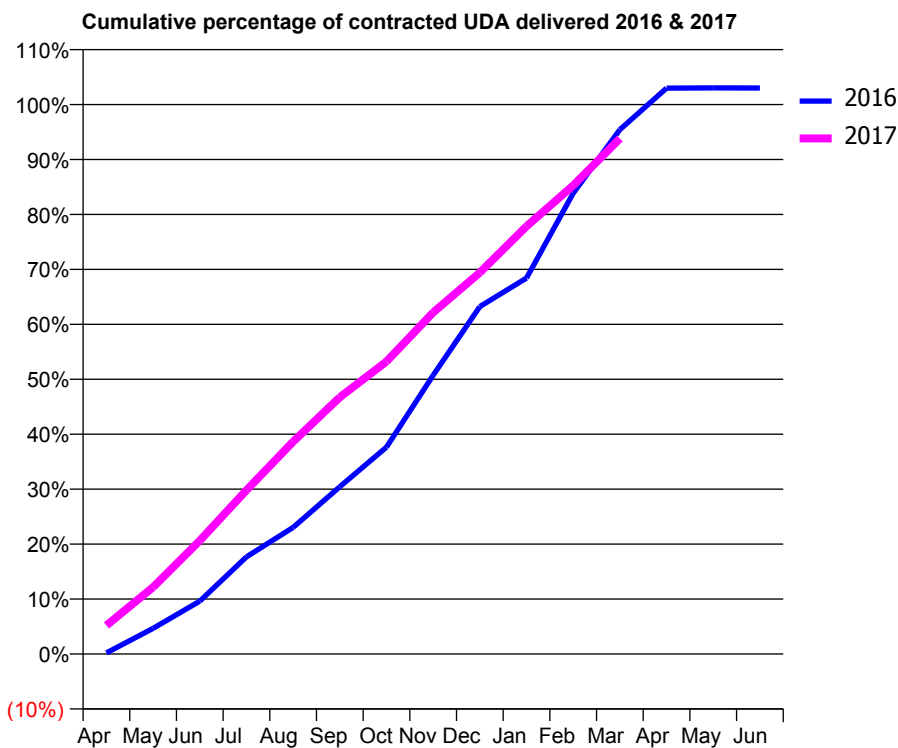
16/17 Contracted general activity (UDA)	21,783
Carry forward general activity (UDA)	-436
16/17 Contracted orthodontic activity (UOA)	0
Carry forward orthodontic activity (UOA)	0
Baseline contract value	£810,497.86

ACCESS*

Patients seen in 24 months	Total	Change since previous quarter
Quarter ending March 2016	8,058	
Quarter ending June 2016	7,927	↓
Quarter ending September 2016	7,783	↓
Quarter ending December 2016	7,737	→
Quarter ending March 2017	7,638	↓
Variance since March 2016	(5.2%)	↓



ACTIVITY



Month	Adjusted Scheduled Activity (UDA)	
	2016	2017
April	43	1,133
May	1,017	2,654
June	2,097	4,493
July	3,853	6,492
August	5,017	8,416
September	6,633	10,180
October	8,202	11,594
November	11,051	13,539
December	13,772	15,120
January	14,906	16,957
February	18,264	18,573
March	20,788	20,432
April	22,434	
May	22,442	
June	22,438	

QUALITY

	Quantity	Base Number	Contract	AT	Region	England
% of FP17s for the same patient ID Re-attending within 3 months - Children	217	3,227	6.7%	11.4%	13.3%	12.3%
% of FP17s for the same patient ID Re-attending within 3 months - Adults	956	7,808	12.2%	15.5%	17.3%	16.7%
% of FP17s for the same patient ID Re-attending between 3 & 9 months - Children	2,101	3,227	65.1%	59.5%	58.9%	57.6%
% of FP17s for the same patient ID Re-attending between 3 & 9 months - Adults	4,619	7,808	59.2%	54.0%	52.2%	50.1%
% of FP17s for Band 1 Urgent Courses	941	10,344	9.1%	8.8%	9.2%	9.1%
% of FP17s Relating to Free Repair or Replacements	71	10,344	0.7%	0.9%	1.0%	0.8%
% of FP17s Relating to Continuations	36	10,344	0.3%	1.3%	1.4%	1.2%
% of Patients satisfied with the dentistry they have received	13	17	76.5%	92.4%	93.1%	92.8%
% of Patients satisfied with the time they had to wait for an appointment	12	17	70.6%	87.6%	89.5%	88.7%

* This is based on patients treated on this contract for their most recent course of treatment. Figures in italics indicate the base number of FP17s or Patient Questionnaire responses are less than 100. N/A is shown where the base number of responses is less than 10 during the period. % is calculated as Quantity/Base number*100

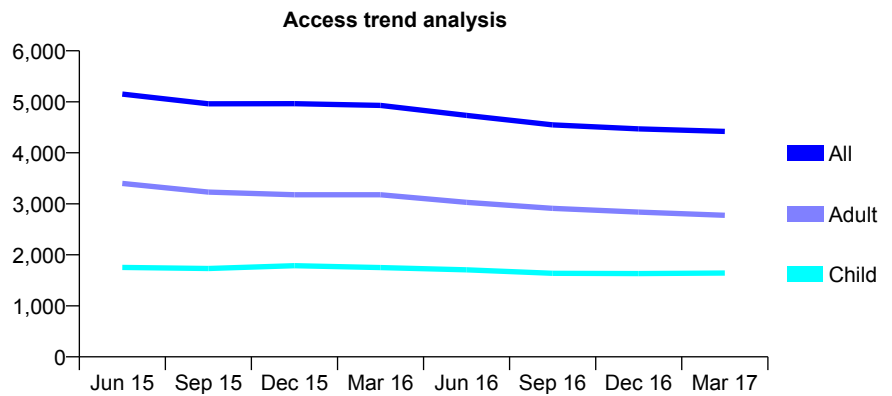
Q52 - Vital Signs At a Glance Contract Report for 854093/0005 - March 2017

Name or company name	MR A HUSSAIN
Contract type name	GDS Contract
Purpose of contract	General
Contract start date	06/10/2012
Contract end date	

16/17 Contracted general activity (UDA)	15,801
Carry forward general activity (UDA)	-307
16/17 Contracted orthodontic activity (UOA)	0
Carry forward orthodontic activity (UOA)	0
Baseline contract value	£502,457.97

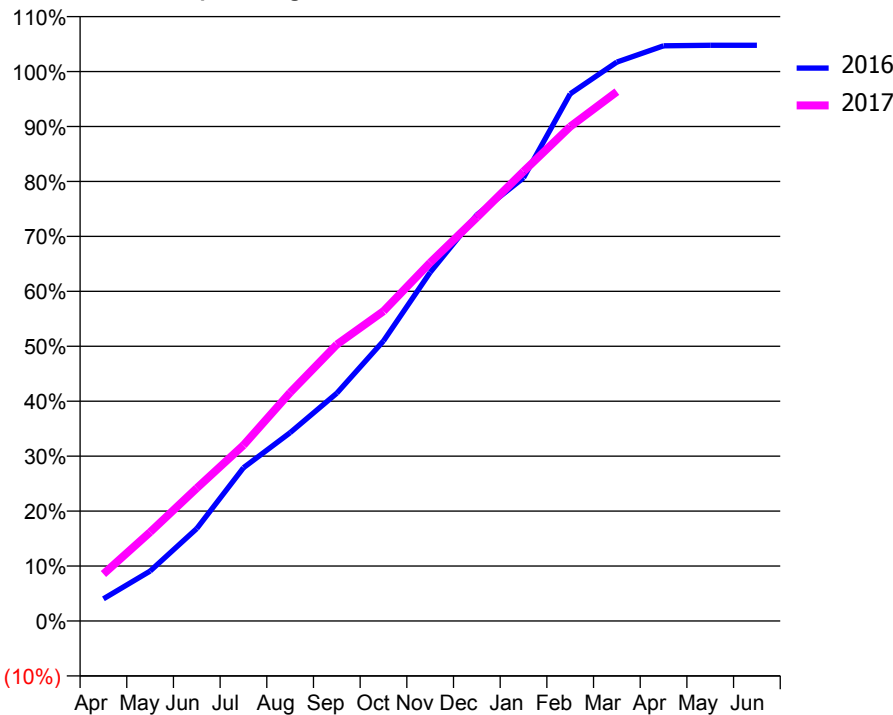
ACCESS*

Patients seen in 24 months	Total	Change since previous quarter
Quarter ending March 2016	4,929	
Quarter ending June 2016	4,733	↓
Quarter ending September 2016	4,547	↓
Quarter ending December 2016	4,470	↓
Quarter ending March 2017	4,419	↓
Variance since March 2016	(10.3%)	↓



ACTIVITY

Cumulative percentage of contracted UDA delivered 2016 & 2017



Month	Adjusted Scheduled Activity (UDA)	
	2016	2017
April	620	1,350
May	1,394	2,556
June	2,580	3,821
July	4,279	5,056
August	5,257	6,571
September	6,359	7,951
October	7,819	8,910
November	9,731	10,306
December	11,338	11,606
January	12,373	12,927
February	14,718	14,216
March	15,602	15,219
April	16,056	
May	16,073	
June	16,074	

QUALITY

	Quantity	Base Number	Contract	AT	Region	England
% of FP17s for the same patient ID Re-attending within 3 months - Children	276	2,610	10.6%	11.4%	13.3%	12.3%
% of FP17s for the same patient ID Re-attending within 3 months - Adults	735	4,084	18.0%	15.5%	17.3%	16.7%
% of FP17s for the same patient ID Re-attending between 3 & 9 months - Children	1,338	2,610	51.3%	59.5%	58.9%	57.6%
% of FP17s for the same patient ID Re-attending between 3 & 9 months - Adults	2,122	4,084	52.0%	54.0%	52.2%	50.1%
% of FP17s for Band 1 Urgent Courses	450	6,549	6.9%	8.8%	9.2%	9.1%
% of FP17s Relating to Free Repair or Replacements	30	6,549	0.5%	0.9%	1.0%	0.8%
% of FP17s Relating to Continuations	97	6,549	1.5%	1.3%	1.4%	1.2%
% of Patients satisfied with the dentistry they have received	4	4	N/A	92.4%	93.1%	92.8%
% of Patients satisfied with the time they had to wait for an appointment	2	4	N/A	87.6%	89.5%	88.7%

* This is based on patients treated on this contract for their most recent course of treatment. Figures in italics indicate the base number of FP17s or Patient Questionnaire responses are less than 100. N/A is shown where the base number of responses is less than 10 during the period. % is calculated as Quantity/Base number*100

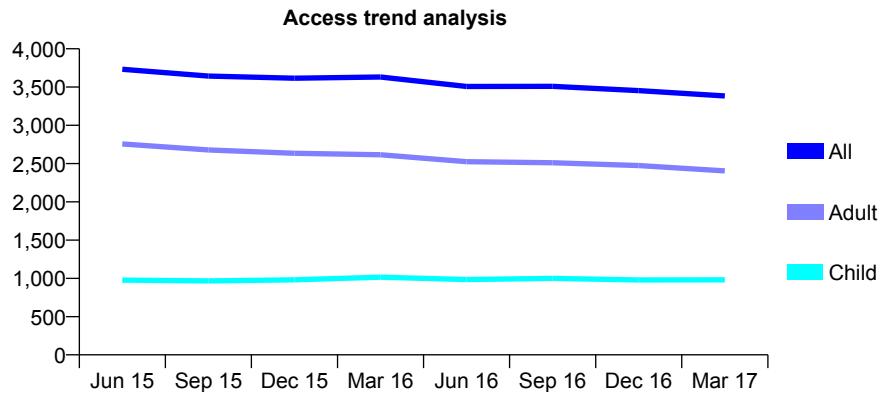
Q52 - Vital Signs At a Glance Contract Report for 854093/0006 - March 2017

Name or company name	MR A HUSSAIN
Contract type name	GDS Contract
Purpose of contract	General
Contract start date	01/02/2013
Contract end date	

16/17 Contracted general activity (UDA)	10,865
Carry forward general activity (UDA)	-217
16/17 Contracted orthodontic activity (UOA)	0
Carry forward orthodontic activity (UOA)	0
Baseline contract value	£350,548.69

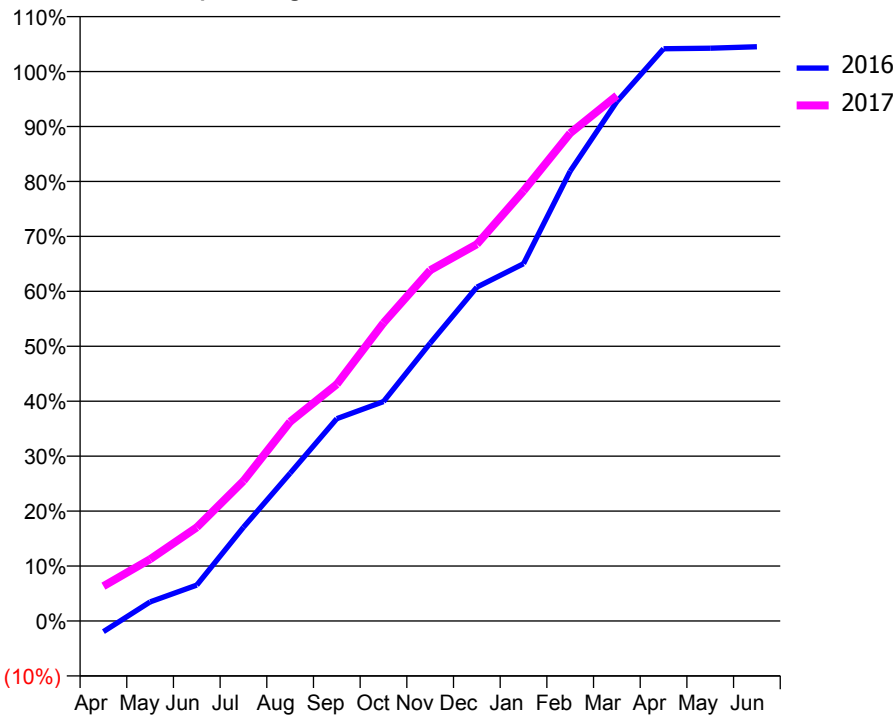
ACCESS*

Patients seen in 24 months	Total	Change since previous quarter
Quarter ending March 2016	3,632	
Quarter ending June 2016	3,508	↓
Quarter ending September 2016	3,509	→
Quarter ending December 2016	3,453	↓
Quarter ending March 2017	3,384	↓
Variance since March 2016	(6.8%)	↓



ACTIVITY

Cumulative percentage of contracted UDA delivered 2016 & 2017



Month	Adjusted Scheduled Activity (UDA)	
	2016	2017
April	-213	690
May	379	1,223
June	711	1,852
July	1,856	2,770
August	2,922	3,939
September	4,002	4,683
October	4,340	5,894
November	5,494	6,935
December	6,602	7,450
January	7,065	8,504
February	8,895	9,645
March	10,270	10,390
April	11,316	
May	11,326	
June	11,355	

QUALITY

	Quantity	Base Number	Contract	AT	Region	England
% of FP17s for the same patient ID Re-attending within 3 months - Children	187	1,590	11.8%	11.4%	13.3%	12.3%
% of FP17s for the same patient ID Re-attending within 3 months - Adults	710	3,773	18.8%	15.5%	17.3%	16.7%
% of FP17s for the same patient ID Re-attending between 3 & 9 months - Children	972	1,590	61.1%	59.5%	58.9%	57.6%
% of FP17s for the same patient ID Re-attending between 3 & 9 months - Adults	2,213	3,773	58.7%	54.0%	52.2%	50.1%
% of FP17s for Band 1 Urgent Courses	458	5,024	9.1%	8.8%	9.2%	9.1%
% of FP17s Relating to Free Repair or Replacements	59	5,024	1.2%	0.9%	1.0%	0.8%
% of FP17s Relating to Continuations	152	5,024	3.0%	1.3%	1.4%	1.2%
% of Patients satisfied with the dentistry they have received	6	6	N/A	92.4%	93.1%	92.8%
% of Patients satisfied with the time they had to wait for an appointment	4	6	N/A	87.6%	89.5%	88.7%

* This is based on patients treated on this contract for their most recent course of treatment. Figures in italics indicate the base number of FP17s or Patient Questionnaire responses are less than 100. N/A is shown where the base number of responses is less than 10 during the period. % is calculated as Quantity/Base number*100

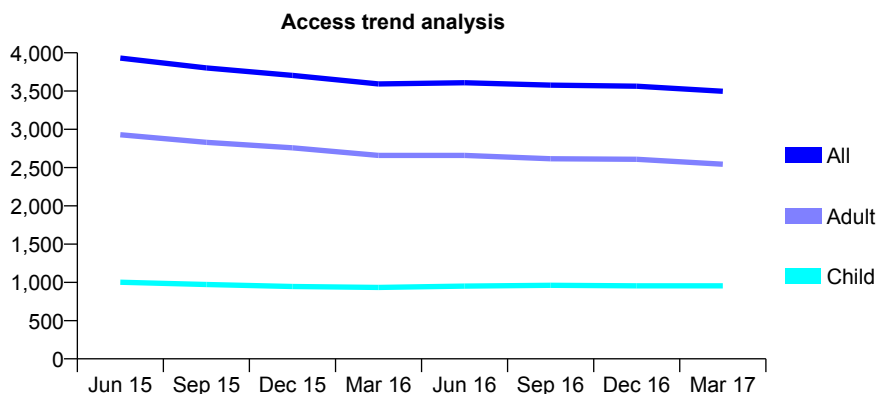
Q52 - Vital Signs At a Glance Contract Report for 854549/0002 - March 2017

Name or company name	MR N THAKKER
Contract type name	GDS Contract
Purpose of contract	General
Contract start date	02/11/2009
Contract end date	

16/17 Contracted general activity (UDA)	14,000
Carry forward general activity (UDA)	0
16/17 Contracted orthodontic activity (UOA)	0
Carry forward orthodontic activity (UOA)	0
Baseline contract value	£330,356.80

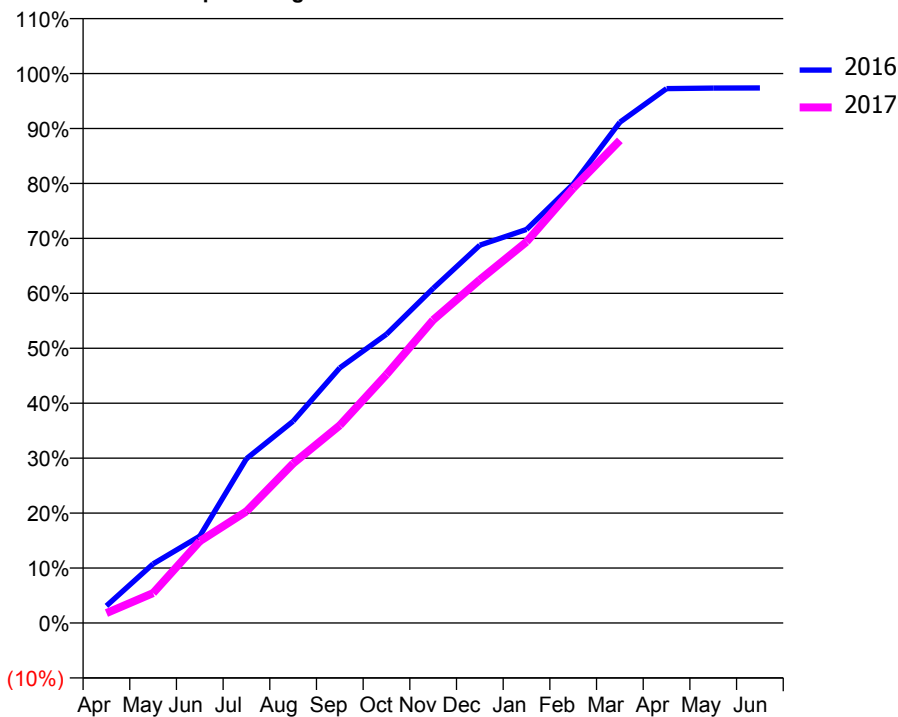
ACCESS*

Patients seen in 24 months	Total	Change since previous quarter
Quarter ending March 2016	3,593	
Quarter ending June 2016	3,609	→
Quarter ending September 2016	3,577	→
Quarter ending December 2016	3,563	→
Quarter ending March 2017	3,498	↓
Variance since March 2016	(2.6%)	↓



ACTIVITY

Cumulative percentage of contracted UDA delivered 2016 & 2017



Month	Adjusted Scheduled Activity (UDA)	
	2016	2017
April	438	253
May	1,507	763
June	2,214	2,086
July	4,187	2,845
August	5,141	4,064
September	6,500	5,037
October	7,357	6,330
November	8,525	7,719
December	9,627	8,748
January	10,029	9,711
February	11,183	11,077
March	12,758	12,297
April	13,617	
May	13,629	
June	13,633	

QUALITY

	Quantity	Base Number	Contract	AT	Region	England
% of FP17s for the same patient ID Re-attending within 3 months - Children	102	1,335	7.6%	11.4%	13.3%	12.3%
% of FP17s for the same patient ID Re-attending within 3 months - Adults	560	3,675	15.2%	15.5%	17.3%	16.7%
% of FP17s for the same patient ID Re-attending between 3 & 9 months - Children	708	1,335	53.0%	59.5%	58.9%	57.6%
% of FP17s for the same patient ID Re-attending between 3 & 9 months - Adults	1,991	3,675	54.2%	54.0%	52.2%	50.1%
% of FP17s for Band 1 Urgent Courses	309	4,725	6.5%	8.8%	9.2%	9.1%
% of FP17s Relating to Free Repair or Replacements	83	4,725	1.8%	0.9%	1.0%	0.8%
% of FP17s Relating to Continuations	9	4,725	0.2%	1.3%	1.4%	1.2%
% of Patients satisfied with the dentistry they have received	13	14	92.9%	92.4%	93.1%	92.8%
% of Patients satisfied with the time they had to wait for an appointment	13	14	92.9%	87.6%	89.5%	88.7%

* This is based on patients treated on this contract for their most recent course of treatment. Figures in italics indicate the base number of FP17s or Patient Questionnaire responses are less than 100. N/A is shown where the base number of responses is less than 10 during the period. % is calculated as Quantity/Base number*100

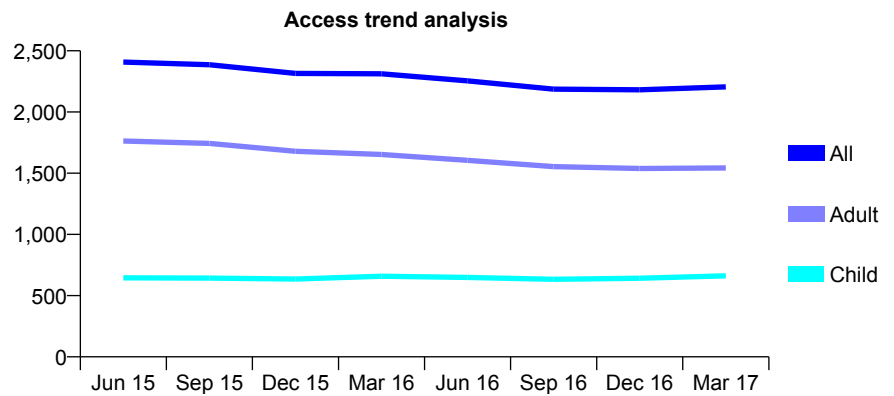
Q52 - Vital Signs At a Glance Contract Report for 854549/0003 - March 2017

Name or company name	MR N THAKKER
Contract type name	GDS Contract
Purpose of contract	General
Contract start date	01/03/2010
Contract end date	

16/17 Contracted general activity (UDA)	7,000
Carry forward general activity (UDA)	209
16/17 Contracted orthodontic activity (UOA)	0
Carry forward orthodontic activity (UOA)	0
Baseline contract value	£168,917.24

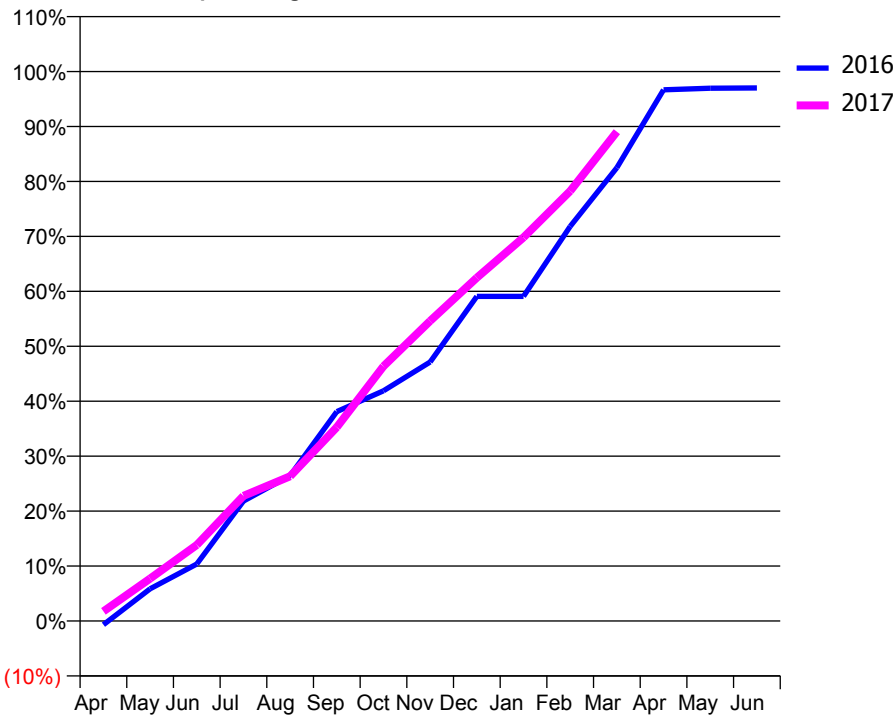
ACCESS*

Patients seen in 24 months	Total	Change since previous quarter
Quarter ending March 2016	2,312	
Quarter ending June 2016	2,254	↓
Quarter ending September 2016	2,187	↓
Quarter ending December 2016	2,181	→
Quarter ending March 2017	2,205	→
Variance since March 2016	(4.6%)	↓



ACTIVITY

Cumulative percentage of contracted UDA delivered 2016 & 2017



Month	Adjusted Scheduled Activity (UDA)	
	2016	2017
April	-48	123
May	410	540
June	726	969
July	1,528	1,594
August	1,852	1,843
September	2,667	2,469
October	2,932	3,245
November	3,300	3,823
December	4,136	4,373
January	4,136	4,886
February	5,028	5,478
March	5,774	6,234
April	6,767	
May	6,787	
June	6,791	

QUALITY

	Quantity	Base Number	Contract	AT	Region	England
% of FP17s for the same patient ID Re-attending within 3 months - Children	72	1,058	6.8%	11.4%	13.3%	12.3%
% of FP17s for the same patient ID Re-attending within 3 months - Adults	422	2,632	16.0%	15.5%	17.3%	16.7%
% of FP17s for the same patient ID Re-attending between 3 & 9 months - Children	652	1,058	61.6%	59.5%	58.9%	57.6%
% of FP17s for the same patient ID Re-attending between 3 & 9 months - Adults	1,598	2,632	60.7%	54.0%	52.2%	50.1%
% of FP17s for Band 1 Urgent Courses	173	3,283	5.3%	8.8%	9.2%	9.1%
% of FP17s Relating to Free Repair or Replacements	93	3,283	2.8%	0.9%	1.0%	0.8%
% of FP17s Relating to Continuations	30	3,283	0.9%	1.3%	1.4%	1.2%
% of Patients satisfied with the dentistry they have received	4	5	N/A	92.4%	93.1%	92.8%
% of Patients satisfied with the time they had to wait for an appointment	5	5	N/A	87.6%	89.5%	88.7%

* This is based on patients treated on this contract for their most recent course of treatment. Figures in italics indicate the base number of FP17s or Patient Questionnaire responses are less than 100. N/A is shown where the base number of responses is less than 10 during the period. % is calculated as Quantity/Base number*100

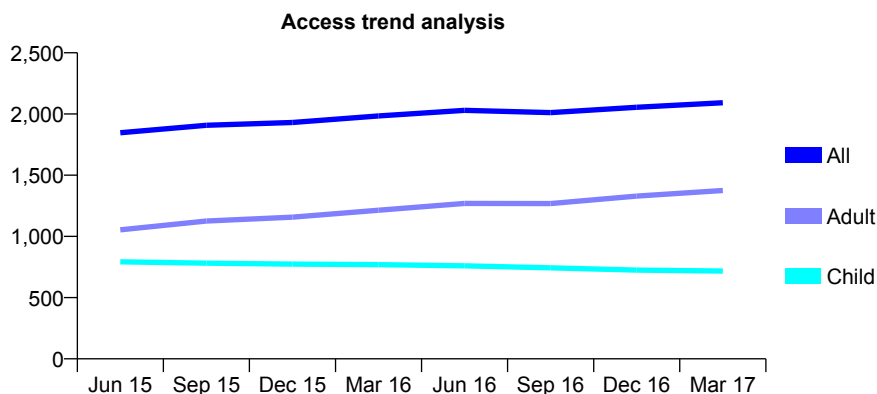
Q52 - Vital Signs At a Glance Contract Report for 855464/0004 - March 2017

Name or company name	MR JA KHAN
Contract type name	GDS Contract
Purpose of contract	General
Contract start date	29/08/2012
Contract end date	

16/17 Contracted general activity (UDA)	5,250
Carry forward general activity (UDA)	34
16/17 Contracted orthodontic activity (UOA)	0
Carry forward orthodontic activity (UOA)	0
Baseline contract value	£141,029.98

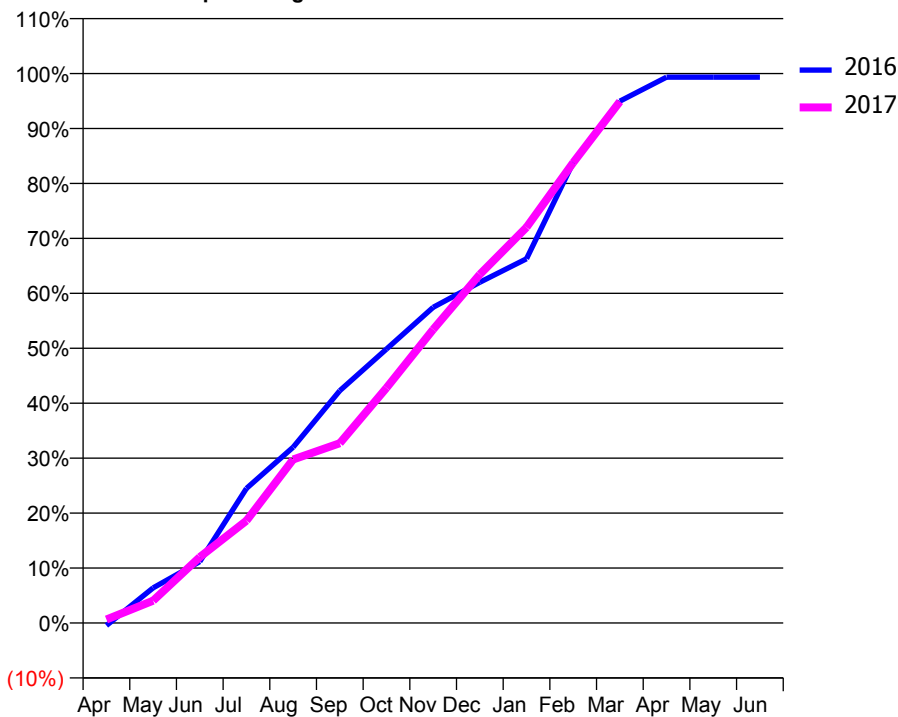
ACCESS*

Patients seen in 24 months	Total	Change since previous quarter
Quarter ending March 2016	1,984	
Quarter ending June 2016	2,030	↑
Quarter ending September 2016	2,011	→
Quarter ending December 2016	2,055	↑
Quarter ending March 2017	2,092	→
Variance since March 2016	5.4%	↑



ACTIVITY

Cumulative percentage of contracted UDA delivered 2016 & 2017



Month	Adjusted Scheduled Activity (UDA)	
	2016	2017
April	-25	34
May	335	213
June	587	630
July	1,286	977
August	1,680	1,563
September	2,221	1,718
October	2,618	2,246
November	3,016	2,805
December	3,255	3,331
January	3,480	3,780
February	4,399	4,399
March	4,986	4,982
April	5,216	
May	5,216	
June	5,216	

QUALITY

	Quantity	Base Number	Contract	AT	Region	England
% of FP17s for the same patient ID Re-attending within 3 months - Children	99	1,208	8.2%	11.4%	13.3%	12.3%
% of FP17s for the same patient ID Re-attending within 3 months - Adults	95	1,338	7.1%	15.5%	17.3%	16.7%
% of FP17s for the same patient ID Re-attending between 3 & 9 months - Children	758	1,208	62.7%	59.5%	58.9%	57.6%
% of FP17s for the same patient ID Re-attending between 3 & 9 months - Adults	342	1,338	25.6%	54.0%	52.2%	50.1%
% of FP17s for Band 1 Urgent Courses	466	2,410	19.3%	8.8%	9.2%	9.1%
% of FP17s Relating to Free Repair or Replacements	9	2,410	0.4%	0.9%	1.0%	0.8%
% of FP17s Relating to Continuations	0	2,410	0.0%	1.3%	1.4%	1.2%
% of Patients satisfied with the dentistry they have received	4	4	N/A	92.4%	93.1%	92.8%
% of Patients satisfied with the time they had to wait for an appointment	4	4	N/A	87.6%	89.5%	88.7%

* This is based on patients treated on this contract for their most recent course of treatment. Figures in italics indicate the base number of FP17s or Patient Questionnaire responses are less than 100. N/A is shown where the base number of responses is less than 10 during the period. % is calculated as Quantity/Base number*100

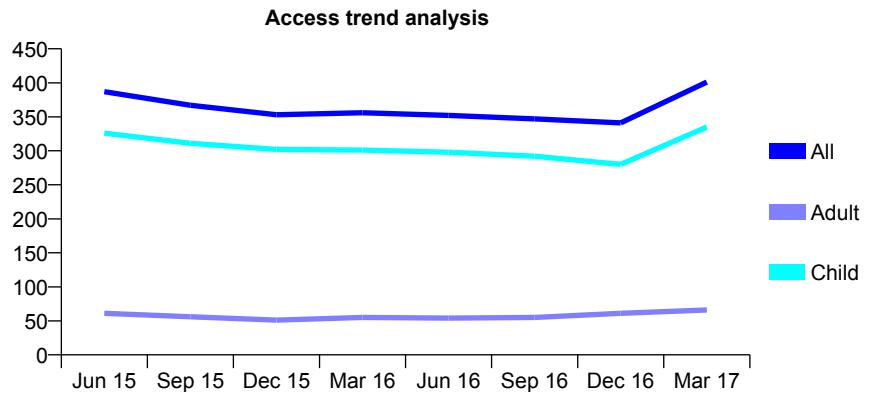
Q52 - Vital Signs At a Glance Contract Report for 857564/0001 - March 2017

Name or company name	MR OD HIGGS
Contract type name	GDS Contract
Purpose of contract	General
Contract start date	15/09/2006
Contract end date	

16/17 Contracted general activity (UDA)	806
Carry forward general activity (UDA)	0
16/17 Contracted orthodontic activity (UOA)	0
Carry forward orthodontic activity (UOA)	0
Baseline contract value	£23,984.48

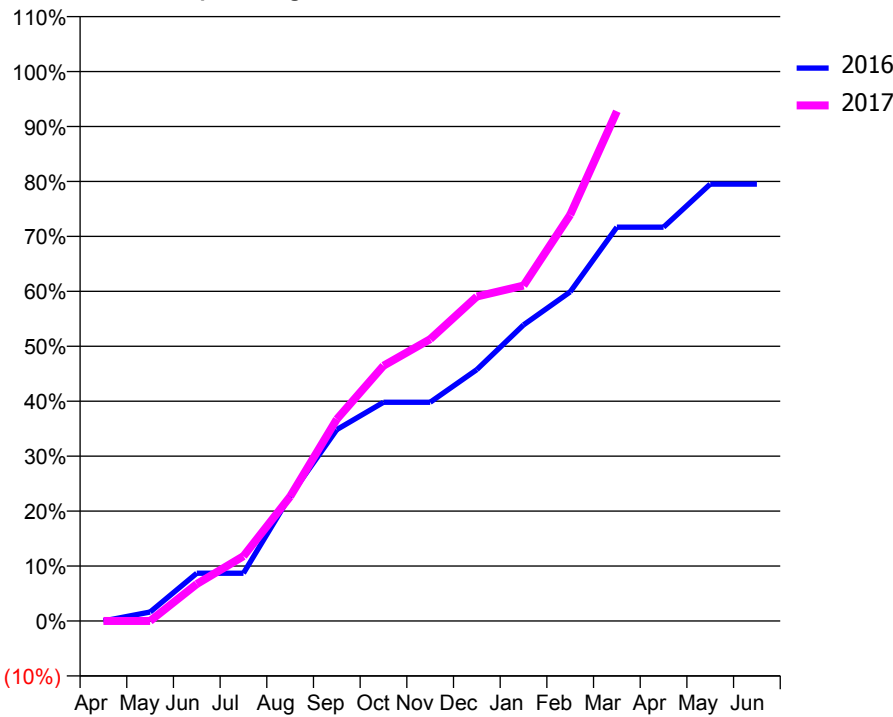
ACCESS*

Patients seen in 24 months	Total	Change since previous quarter
Quarter ending March 2016	356	
Quarter ending June 2016	352	↓
Quarter ending September 2016	347	↓
Quarter ending December 2016	341	↓
Quarter ending March 2017	401	↑
Variance since March 2016	12.6%	↑



ACTIVITY

Cumulative percentage of contracted UDA delivered 2016 & 2017



Month	Adjusted Scheduled Activity (UDA)	
	2016	2017
April	0	0
May	13	0
June	70	54
July	70	95
August	184	183
September	281	296
October	321	374
November	321	413
December	369	476
January	434	492
February	483	596
March	578	748
April	578	
May	641	
June	641	

QUALITY

	Quantity	Base Number	Contract	AT	Region	England
% of FP17s for the same patient ID Re-attending within 3 months - Children	65	587	11.1%	11.4%	13.3%	12.3%
% of FP17s for the same patient ID Re-attending within 3 months - Adults	6	44	13.6%	15.5%	17.3%	16.7%
% of FP17s for the same patient ID Re-attending between 3 & 9 months - Children	298	587	50.8%	59.5%	58.9%	57.6%
% of FP17s for the same patient ID Re-attending between 3 & 9 months - Adults	26	44	59.1%	54.0%	52.2%	50.1%
% of FP17s for Band 1 Urgent Courses	23	577	4.0%	8.8%	9.2%	9.1%
% of FP17s Relating to Free Repair or Replacements	0	577	0.0%	0.9%	1.0%	0.8%
% of FP17s Relating to Continuations	0	577	0.0%	1.3%	1.4%	1.2%
% of Patients satisfied with the dentistry they have received	1	1	N/A	92.4%	93.1%	92.8%
% of Patients satisfied with the time they had to wait for an appointment	1	1	N/A	87.6%	89.5%	88.7%

* This is based on patients treated on this contract for their most recent course of treatment. Figures in italics indicate the base number of FP17s or Patient Questionnaire responses are less than 100. N/A is shown where the base number of responses is less than 10 during the period. % is calculated as Quantity/Base number*100

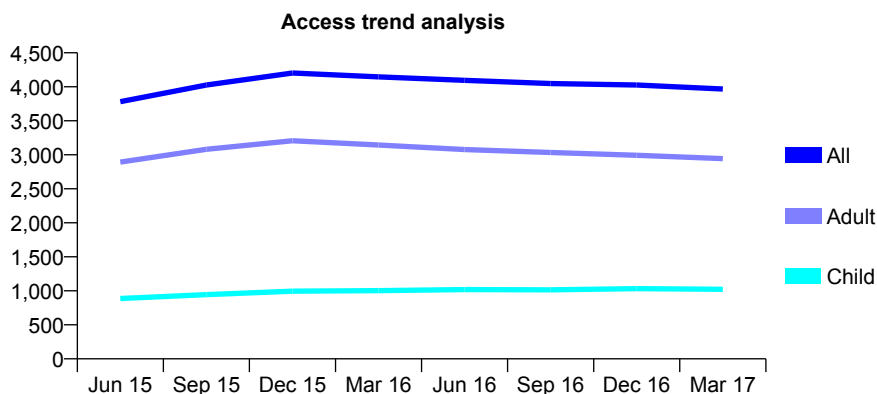
Q52 - Vital Signs At a Glance Contract Report for 905755/0001 - March 2017

Name or company name	MR FN MACPHERSON
Contract type name	GDS Contract
Purpose of contract	General
Contract start date	01/04/2006
Contract end date	

16/17 Contracted general activity (UDA)	10,626
Carry forward general activity (UDA)	-213
16/17 Contracted orthodontic activity (UOA)	0
Carry forward orthodontic activity (UOA)	0
Baseline contract value	£264,432.67

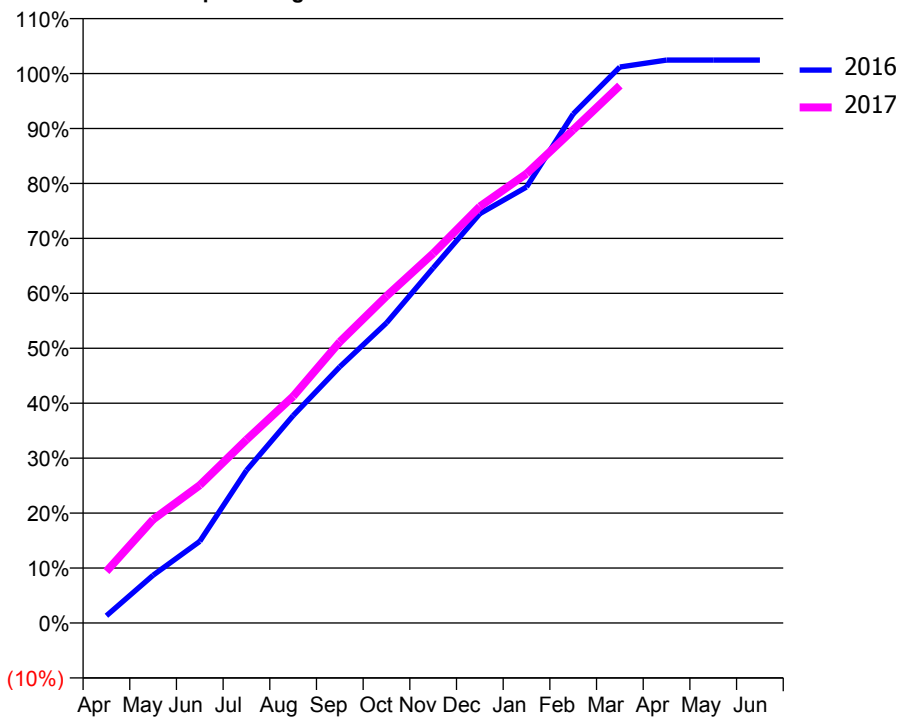
ACCESS*

Patients seen in 24 months	Total	Change since previous quarter
Quarter ending March 2016	4,147	
Quarter ending June 2016	4,096	↓
Quarter ending September 2016	4,048	↓
Quarter ending December 2016	4,026	→
Quarter ending March 2017	3,967	↓
Variance since March 2016	(4.3%)	↓



ACTIVITY

Cumulative percentage of contracted UDA delivered 2016 & 2017



Month	Adjusted Scheduled Activity (UDA)	
	2016	2017
April	141	999
May	924	2,002
June	1,579	2,665
July	2,952	3,543
August	4,012	4,382
September	4,955	5,437
October	5,803	6,322
November	6,865	7,148
December	7,916	8,054
January	8,431	8,689
February	9,844	9,538
March	10,752	10,393
April	10,885	
May	10,885	
June	10,885	

QUALITY

	Quantity	Base Number	Contract	AT	Region	England
% of FP17s for the same patient ID Re-attending within 3 months - Children	133	1,647	8.1%	11.4%	13.3%	12.3%
% of FP17s for the same patient ID Re-attending within 3 months - Adults	935	4,714	19.8%	15.5%	17.3%	16.7%
% of FP17s for the same patient ID Re-attending between 3 & 9 months - Children	1,094	1,647	66.4%	59.5%	58.9%	57.6%
% of FP17s for the same patient ID Re-attending between 3 & 9 months - Adults	2,960	4,714	62.8%	54.0%	52.2%	50.1%
% of FP17s for Band 1 Urgent Courses	647	6,269	10.3%	8.8%	9.2%	9.1%
% of FP17s Relating to Free Repair or Replacements	100	6,269	1.6%	0.9%	1.0%	0.8%
% of FP17s Relating to Continuations	94	6,269	1.5%	1.3%	1.4%	1.2%
% of Patients satisfied with the dentistry they have received	5	5	N/A	92.4%	93.1%	92.8%
% of Patients satisfied with the time they had to wait for an appointment	5	5	N/A	87.6%	89.5%	88.7%

* This is based on patients treated on this contract for their most recent course of treatment. Figures in italics indicate the base number of FP17s or Patient Questionnaire responses are less than 100. N/A is shown where the base number of responses is less than 10 during the period. % is calculated as Quantity/Base number*100

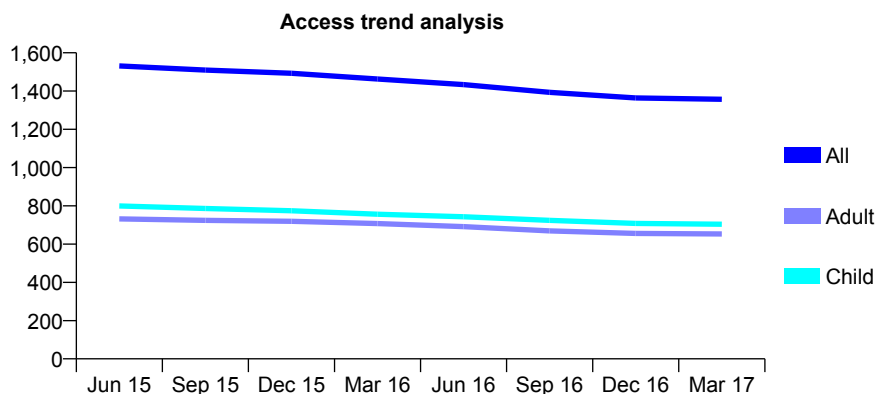
Q52 - Vital Signs At a Glance Contract Report for 911291/0001 - March 2017

Name or company name	MR JG PEARSON
Contract type name	GDS Contract
Purpose of contract	General
Contract start date	01/04/2006
Contract end date	

16/17 Contracted general activity (UDA)	5,000
Carry forward general activity (UDA)	0
16/17 Contracted orthodontic activity (UOA)	0
Carry forward orthodontic activity (UOA)	0
Baseline contract value	£116,336.29

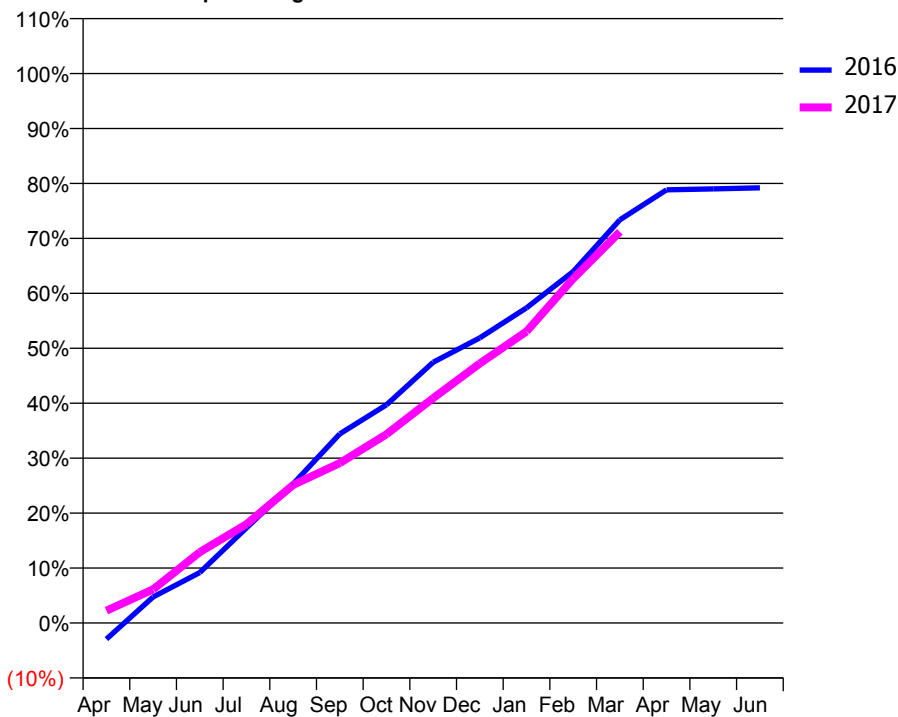
ACCESS*

Patients seen in 24 months	Total	Change since previous quarter
Quarter ending March 2016	1,463	
Quarter ending June 2016	1,434	↓
Quarter ending September 2016	1,393	↓
Quarter ending December 2016	1,364	↓
Quarter ending March 2017	1,357	→
Variance since March 2016	(7.2%)	↓



ACTIVITY

Cumulative percentage of contracted UDA delivered 2016 & 2017



Adjusted Scheduled Activity (UDA)

Month	2016	2017
April	-148	112
May	238	306
June	460	645
July	865	899
August	1,267	1,256
September	1,721	1,456
October	1,986	1,718
November	2,373	2,047
December	2,594	2,362
January	2,868	2,653
February	3,198	3,134
March	3,668	3,560
April	3,942	
May	3,951	
June	3,960	

QUALITY

	Quantity	Base Number	Contract	AT	Region	England
% of FP17s for the same patient ID Re-attending within 3 months - Children	92	1,083	8.5%	11.4%	13.3%	12.3%
% of FP17s for the same patient ID Re-attending within 3 months - Adults	174	931	18.7%	15.5%	17.3%	16.7%
% of FP17s for the same patient ID Re-attending between 3 & 9 months - Children	468	1,083	43.2%	59.5%	58.9%	57.6%
% of FP17s for the same patient ID Re-attending between 3 & 9 months - Adults	501	931	53.8%	54.0%	52.2%	50.1%
% of FP17s for Band 1 Urgent Courses	159	1,853	8.6%	8.8%	9.2%	9.1%
% of FP17s Relating to Free Repair or Replacements	1	1,853	0.1%	0.9%	1.0%	0.8%
% of FP17s Relating to Continuations	23	1,853	1.2%	1.3%	1.4%	1.2%
% of Patients satisfied with the dentistry they have received	3	3	N/A	92.4%	93.1%	92.8%
% of Patients satisfied with the time they had to wait for an appointment	3	3	N/A	87.6%	89.5%	88.7%

* This is based on patients treated on this contract for their most recent course of treatment. Figures in italics indicate the base number of FP17s or Patient Questionnaire responses are less than 100. N/A is shown where the base number of responses is less than 10 during the period. % is calculated as Quantity/Base number*100

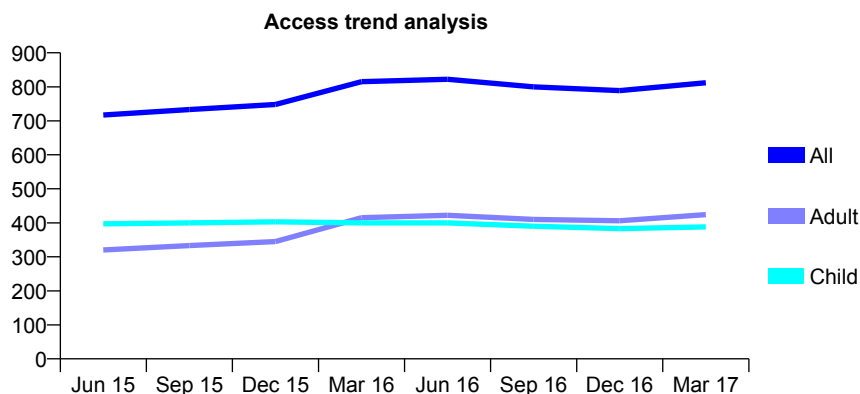
Q52 - Vital Signs At a Glance Contract Report for 913103/0001 - March 2017

Name or company name	MRS JM GRAYE
Contract type name	GDS Contract
Purpose of contract	General
Contract start date	01/04/2006
Contract end date	

16/17 Contracted general activity (UDA)	2,419
Carry forward general activity (UDA)	5
16/17 Contracted orthodontic activity (UOA)	0
Carry forward orthodontic activity (UOA)	0
Baseline contract value	£53,095.85

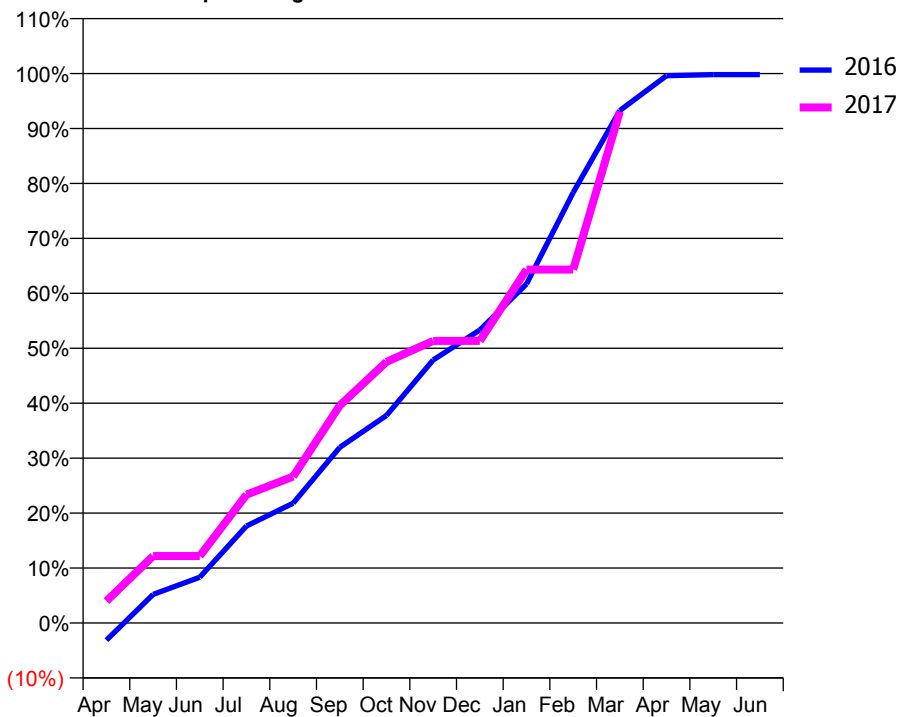
ACCESS*

Patients seen in 24 months	Total	Change since previous quarter
Quarter ending March 2016	815	
Quarter ending June 2016	822	→
Quarter ending September 2016	800	↓
Quarter ending December 2016	789	↓
Quarter ending March 2017	812	↑
Variance since March 2016	(0.4%)	→



ACTIVITY

Cumulative percentage of contracted UDA delivered 2016 & 2017



Month	Adjusted Scheduled Activity (UDA)	
	2016	2017
April	-76	96
May	126	295
June	201	295
July	427	565
August	527	645
September	773	958
October	914	1,150
November	1,158	1,242
December	1,290	1,242
January	1,493	1,556
February	1,895	1,556
March	2,256	2,252
April	2,409	
May	2,414	
June	2,414	

QUALITY

	Quantity	Base Number	Contract	AT	Region	England
% of FP17s for the same patient ID Re-attending within 3 months - Children	88	807	10.9%	11.4%	13.3%	12.3%
% of FP17s for the same patient ID Re-attending within 3 months - Adults	72	572	12.6%	15.5%	17.3%	16.7%
% of FP17s for the same patient ID Re-attending between 3 & 9 months - Children	579	807	71.7%	59.5%	58.9%	57.6%
% of FP17s for the same patient ID Re-attending between 3 & 9 months - Adults	356	572	62.2%	54.0%	52.2%	50.1%
% of FP17s for Band 1 Urgent Courses	39	1,297	3.0%	8.8%	9.2%	9.1%
% of FP17s Relating to Free Repair or Replacements	1	1,297	0.1%	0.9%	1.0%	0.8%
% of FP17s Relating to Continuations	0	1,297	0.0%	1.3%	1.4%	1.2%
% of Patients satisfied with the dentistry they have received	1	1	N/A	92.4%	93.1%	92.8%
% of Patients satisfied with the time they had to wait for an appointment	1	1	N/A	87.6%	89.5%	88.7%

* This is based on patients treated on this contract for their most recent course of treatment. Figures in italics indicate the base number of FP17s or Patient Questionnaire responses are less than 100. N/A is shown where the base number of responses is less than 10 during the period. % is calculated as Quantity/Base number*100

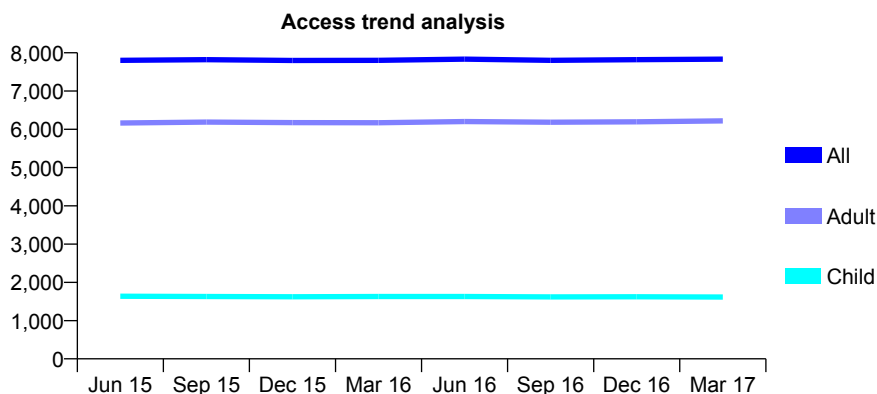
Q52 - Vital Signs At a Glance Contract Report for 914126/0001 - March 2017

Name or company name	MR RM WHITE
Contract type name	GDS Contract
Purpose of contract	General
Contract start date	01/04/2006
Contract end date	

16/17 Contracted general activity (UDA)	22,295
Carry forward general activity (UDA)	0
16/17 Contracted orthodontic activity (UOA)	0
Carry forward orthodontic activity (UOA)	0
Baseline contract value	£584,395.42

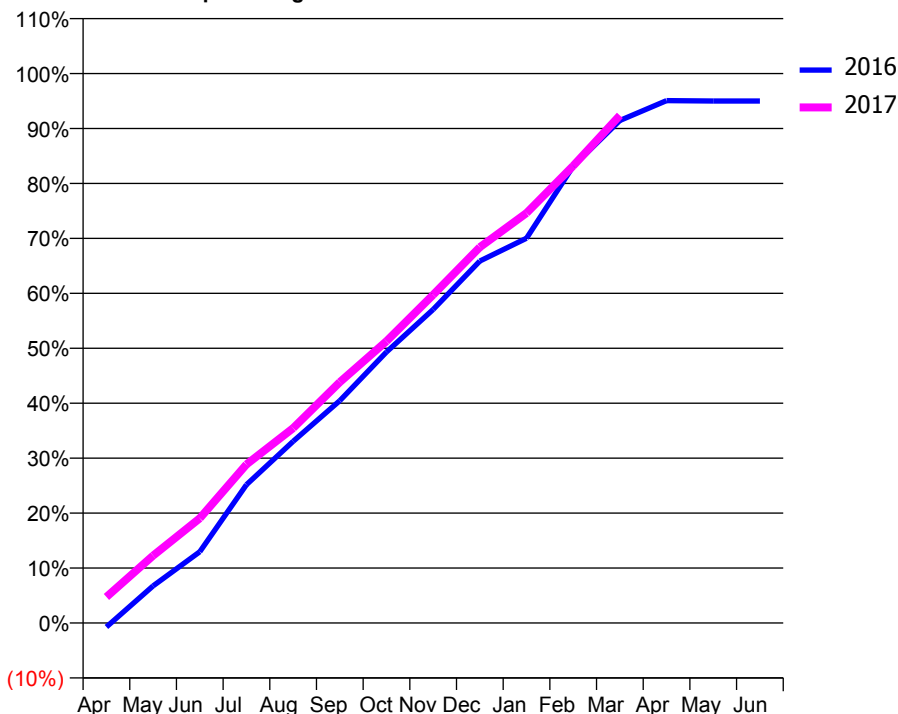
ACCESS*

Patients seen in 24 months	Total	Change since previous quarter
Quarter ending March 2016	7,802	
Quarter ending June 2016	7,834	→
Quarter ending September 2016	7,802	→
Quarter ending December 2016	7,819	→
Quarter ending March 2017	7,835	→
Variance since March 2016	0.4%	→



ACTIVITY

Cumulative percentage of contracted UDA delivered 2016 & 2017



Month	Adjusted Scheduled Activity (UDA)	
	2016	2017
April	-163	1,059
May	1,504	2,733
June	2,894	4,250
July	5,614	6,438
August	7,371	7,906
September	9,020	9,775
October	10,997	11,434
November	12,721	13,317
December	14,684	15,250
January	15,609	16,636
February	18,534	18,550
March	20,389	20,593
April	21,193	
May	21,176	
June	21,178	

QUALITY

	Quantity	Base Number	Contract	AT	Region	England
% of FP17s for the same patient ID Re-attending within 3 months - Children	130	2,527	5.1%	11.4%	13.3%	12.3%
% of FP17s for the same patient ID Re-attending within 3 months - Adults	1,442	8,903	16.2%	15.5%	17.3%	16.7%
% of FP17s for the same patient ID Re-attending between 3 & 9 months - Children	1,703	2,527	67.4%	59.5%	58.9%	57.6%
% of FP17s for the same patient ID Re-attending between 3 & 9 months - Adults	4,127	8,903	46.4%	54.0%	52.2%	50.1%
% of FP17s for Band 1 Urgent Courses	1,025	11,028	9.3%	8.8%	9.2%	9.1%
% of FP17s Relating to Free Repair or Replacements	206	11,028	1.9%	0.9%	1.0%	0.8%
% of FP17s Relating to Continuations	138	11,028	1.3%	1.3%	1.4%	1.2%
% of Patients satisfied with the dentistry they have received	19	20	95.0%	92.4%	93.1%	92.8%
% of Patients satisfied with the time they had to wait for an appointment	20	20	100.0%	87.6%	89.5%	88.7%

* This is based on patients treated on this contract for their most recent course of treatment. Figures in italics indicate the base number of FP17s or Patient Questionnaire responses are less than 100. N/A is shown where the base number of responses is less than 10 during the period. % is calculated as Quantity/Base number*100

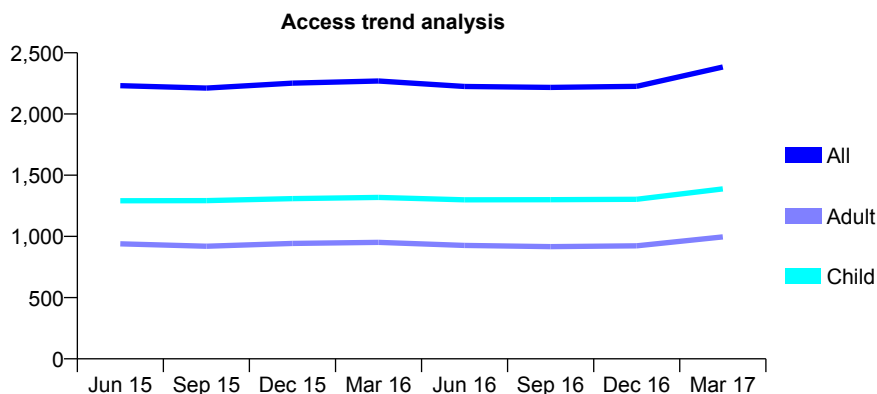
Q52 - Vital Signs At a Glance Contract Report for 914169/0001 - March 2017

Name or company name	MR DS BROWN
Contract type name	GDS Contract
Purpose of contract	General
Contract start date	01/04/2006
Contract end date	

16/17 Contracted general activity (UDA)	7,850
Carry forward general activity (UDA)	-27
16/17 Contracted orthodontic activity (UOA)	0
Carry forward orthodontic activity (UOA)	0
Baseline contract value	£271,895.25

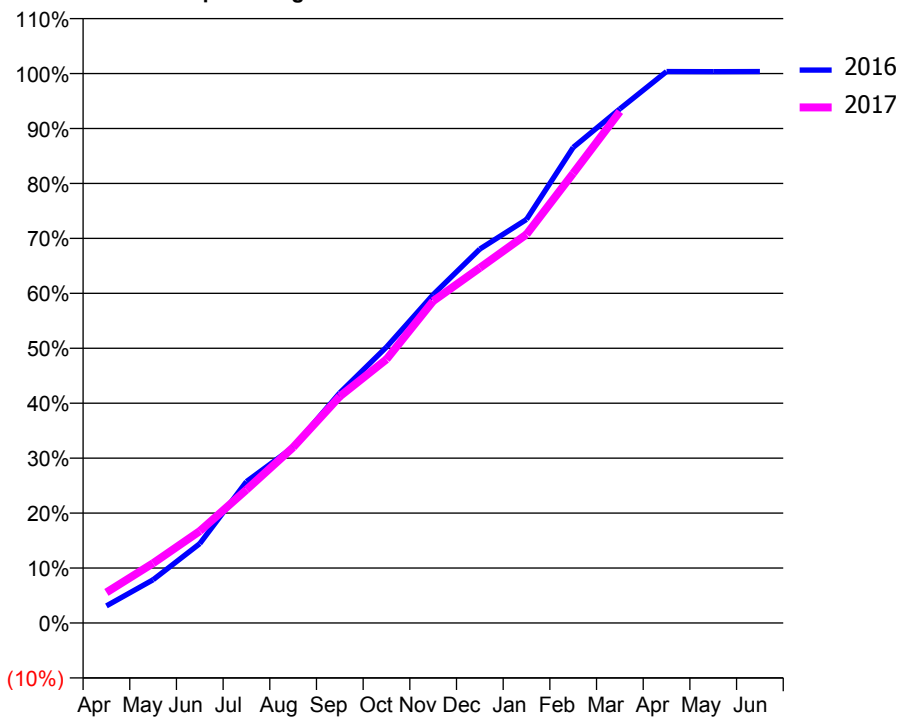
ACCESS*

Patients seen in 24 months	Total	Change since previous quarter
Quarter ending March 2016	2,270	
Quarter ending June 2016	2,225	↓
Quarter ending September 2016	2,217	→
Quarter ending December 2016	2,226	→
Quarter ending March 2017	2,384	↑
Variance since March 2016	5.0%	↑



ACTIVITY

Cumulative percentage of contracted UDA delivered 2016 & 2017



Month	Adjusted Scheduled Activity (UDA)	
	2016	2017
April	245	437
May	618	855
June	1,134	1,313
July	2,020	1,903
August	2,512	2,510
September	3,289	3,237
October	3,942	3,766
November	4,690	4,600
December	5,343	5,073
January	5,765	5,553
February	6,794	6,425
March	7,345	7,306
April	7,877	
May	7,876	
June	7,877	

QUALITY

	Quantity	Base Number	Contract	AT	Region	England
% of FP17s for the same patient ID Re-attending within 3 months - Children	220	2,289	9.6%	11.4%	13.3%	12.3%
% of FP17s for the same patient ID Re-attending within 3 months - Adults	220	1,350	16.3%	15.5%	17.3%	16.7%
% of FP17s for the same patient ID Re-attending between 3 & 9 months - Children	1,538	2,289	67.2%	59.5%	58.9%	57.6%
% of FP17s for the same patient ID Re-attending between 3 & 9 months - Adults	761	1,350	56.4%	54.0%	52.2%	50.1%
% of FP17s for Band 1 Urgent Courses	140	3,412	4.1%	8.8%	9.2%	9.1%
% of FP17s Relating to Free Repair or Replacements	0	3,412	0.0%	0.9%	1.0%	0.8%
% of FP17s Relating to Continuations	1	3,412	0.0%	1.3%	1.4%	1.2%
% of Patients satisfied with the dentistry they have received	2	2	N/A	92.4%	93.1%	92.8%
% of Patients satisfied with the time they had to wait for an appointment	2	2	N/A	87.6%	89.5%	88.7%

* This is based on patients treated on this contract for their most recent course of treatment. Figures in italics indicate the base number of FP17s or Patient Questionnaire responses are less than 100. N/A is shown where the base number of responses is less than 10 during the period. % is calculated as Quantity/Base number*100

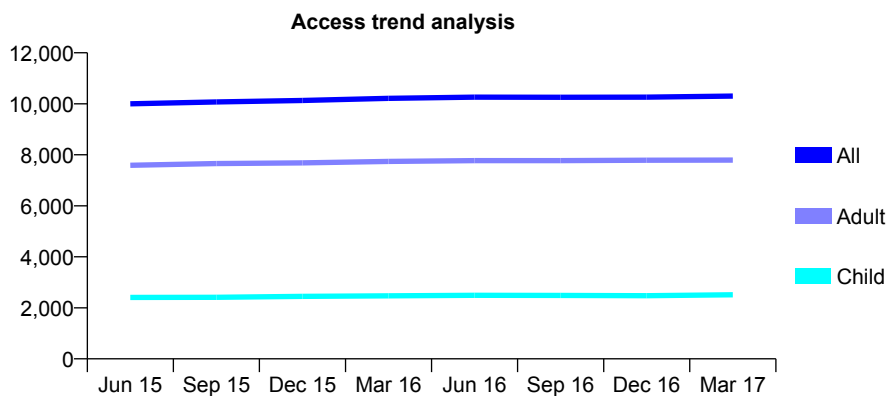
Q52 - Vital Signs At a Glance Contract Report for 915017/0001 - March 2017

Name or company name	MR JP HENDRON
Contract type name	Pilot Contract
Purpose of contract	General
Contract start date	01/04/2006
Contract end date	

16/17 Contracted general activity (UDA)	30,060
Carry forward general activity (UDA)	0
16/17 Contracted orthodontic activity (UOA)	0
Carry forward orthodontic activity (UOA)	0
Baseline contract value	£914,314.45

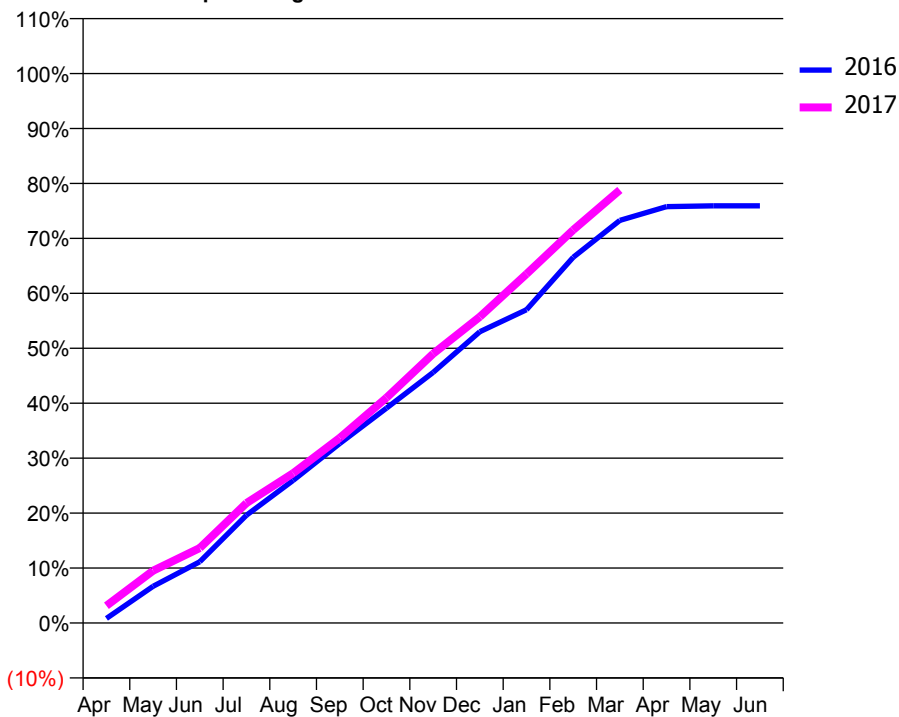
ACCESS*

Patients seen in 24 months	Total	Change since previous quarter
Quarter ending March 2016	10,213	
Quarter ending June 2016	10,263	→
Quarter ending September 2016	10,258	→
Quarter ending December 2016	10,260	→
Quarter ending March 2017	10,305	→
Variance since March 2016	0.9%	→



ACTIVITY

Cumulative percentage of contracted UDA delivered 2016 & 2017



Month	Adjusted Scheduled Activity (UDA)	
	2016	2017
April	252	947
May	2,009	2,860
June	3,351	4,105
July	5,894	6,563
August	7,804	8,192
September	9,823	10,130
October	11,752	12,324
November	13,713	14,732
December	15,932	16,752
January	17,141	19,094
February	20,009	21,499
March	22,026	23,691
April	22,780	
May	22,819	
June	22,824	

QUALITY

	Quantity	Base Number	Contract	AT	Region	England
% of FP17s for the same patient ID Re-attending within 3 months - Children	211	4,039	5.2%	11.4%	13.3%	12.3%
% of FP17s for the same patient ID Re-attending within 3 months - Adults	952	9,881	9.6%	15.5%	17.3%	16.7%
% of FP17s for the same patient ID Re-attending between 3 & 9 months - Children	2,632	4,039	65.2%	59.5%	58.9%	57.6%
% of FP17s for the same patient ID Re-attending between 3 & 9 months - Adults	5,016	9,881	50.8%	54.0%	52.2%	50.1%
% of FP17s for Band 1 Urgent Courses	443	13,380	3.3%	8.8%	9.2%	9.1%
% of FP17s Relating to Free Repair or Replacements	67	13,380	0.5%	0.9%	1.0%	0.8%
% of FP17s Relating to Continuations	274	13,380	2.0%	1.3%	1.4%	1.2%
% of Patients satisfied with the dentistry they have received	14	14	100.0%	92.4%	93.1%	92.8%
% of Patients satisfied with the time they had to wait for an appointment	11	14	78.6%	87.6%	89.5%	88.7%

* This is based on patients treated on this contract for their most recent course of treatment. Figures in italics indicate the base number of FP17s or Patient Questionnaire responses are less than 100. N/A is shown where the base number of responses is less than 10 during the period. % is calculated as Quantity/Base number*100

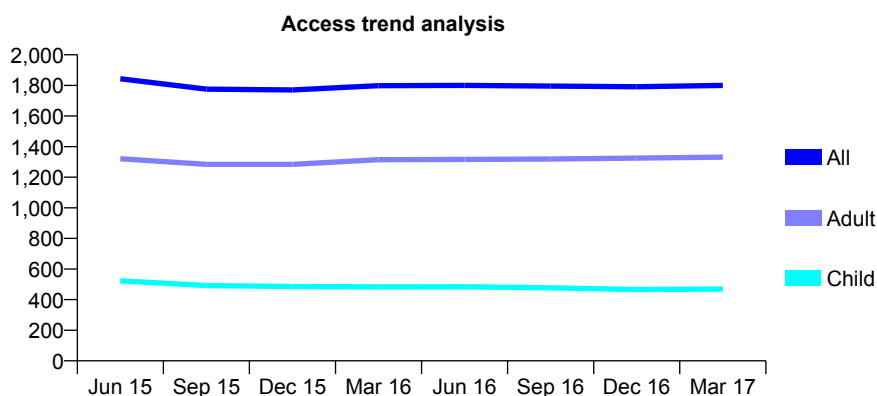
Q52 - Vital Signs At a Glance Contract Report for 915467/0001 - March 2017

Name or company name	MR A STEVENSON
Contract type name	PDS Contract
Purpose of contract	General
Contract start date	01/04/2006
Contract end date	31/03/2021

16/17 Contracted general activity (UDA)	5,620
Carry forward general activity (UDA)	150
16/17 Contracted orthodontic activity (UOA)	0
Carry forward orthodontic activity (UOA)	0
Baseline contract value	£153,859.64

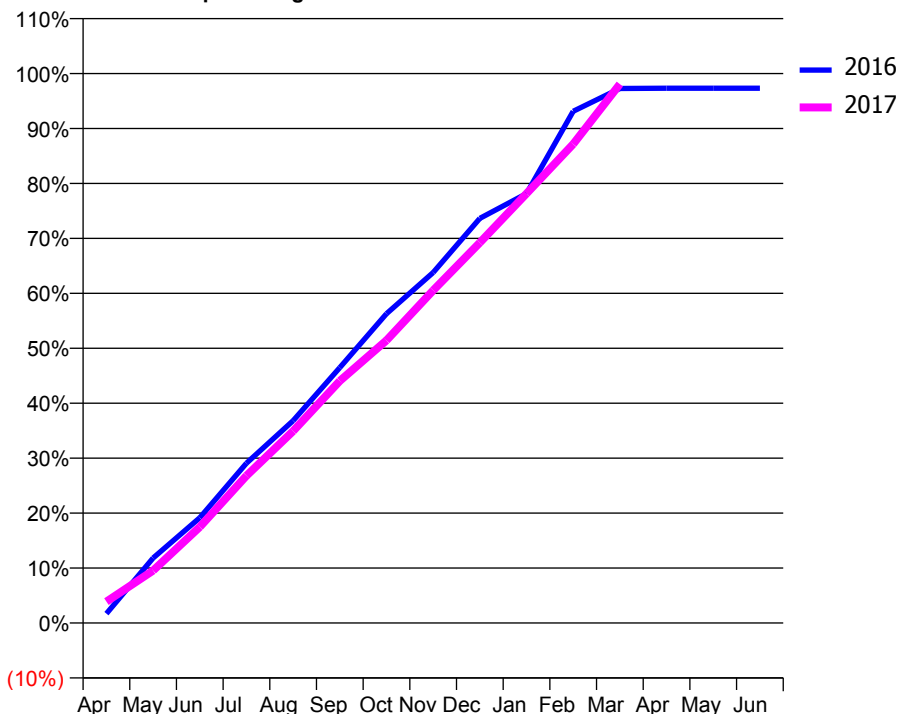
ACCESS*

Patients seen in 24 months	Total	Change since previous quarter
Quarter ending March 2016	1,798	
Quarter ending June 2016	1,800	→
Quarter ending September 2016	1,796	→
Quarter ending December 2016	1,791	→
Quarter ending March 2017	1,800	→
Variance since March 2016	0.1%	→



ACTIVITY

Cumulative percentage of contracted UDA delivered 2016 & 2017



Month	Adjusted Scheduled Activity (UDA)	
	2016	2017
April	96	218
May	665	537
June	1,076	982
July	1,634	1,506
August	2,069	1,964
September	2,612	2,475
October	3,163	2,890
November	3,585	3,401
December	4,138	3,890
January	4,392	4,393
February	5,233	4,898
March	5,467	5,512
April	5,470	
May	5,470	
June	5,470	

QUALITY

	Quantity	Base Number	Contract	AT	Region	England
% of FP17s for the same patient ID Re-attending within 3 months - Children	32	649	4.9%	11.4%	13.3%	12.3%
% of FP17s for the same patient ID Re-attending within 3 months - Adults	447	2,102	21.3%	15.5%	17.3%	16.7%
% of FP17s for the same patient ID Re-attending between 3 & 9 months - Children	219	649	33.7%	59.5%	58.9%	57.6%
% of FP17s for the same patient ID Re-attending between 3 & 9 months - Adults	816	2,102	38.8%	54.0%	52.2%	50.1%
% of FP17s for Band 1 Urgent Courses	81	2,750	2.9%	8.8%	9.2%	9.1%
% of FP17s Relating to Free Repair or Replacements	34	2,750	1.2%	0.9%	1.0%	0.8%
% of FP17s Relating to Continuations	89	2,750	3.2%	1.3%	1.4%	1.2%
% of Patients satisfied with the dentistry they have received	2	2	N/A	92.4%	93.1%	92.8%
% of Patients satisfied with the time they had to wait for an appointment	1	2	N/A	87.6%	89.5%	88.7%

* This is based on patients treated on this contract for their most recent course of treatment. Figures in italics indicate the base number of FP17s or Patient Questionnaire responses are less than 100. N/A is shown where the base number of responses is less than 10 during the period. % is calculated as Quantity/Base number*100

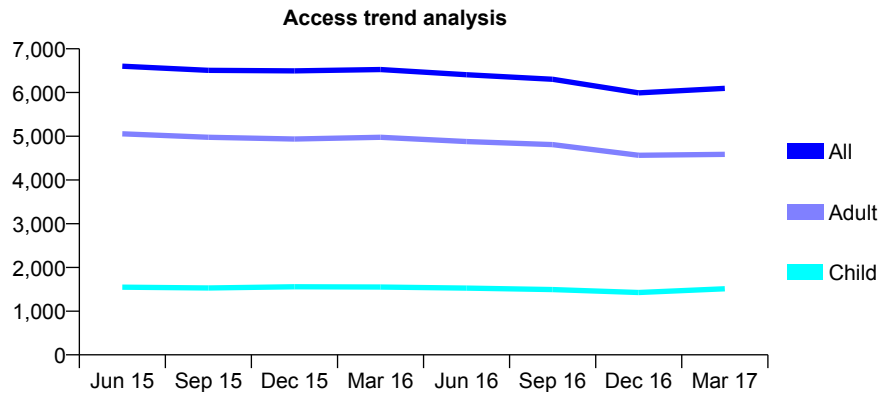
Q52 - Vital Signs At a Glance Contract Report for 917370/0011 - March 2017

Name or company name	MR JS MATHAROO
Contract type name	GDS Contract
Purpose of contract	General
Contract start date	14/04/2008
Contract end date	

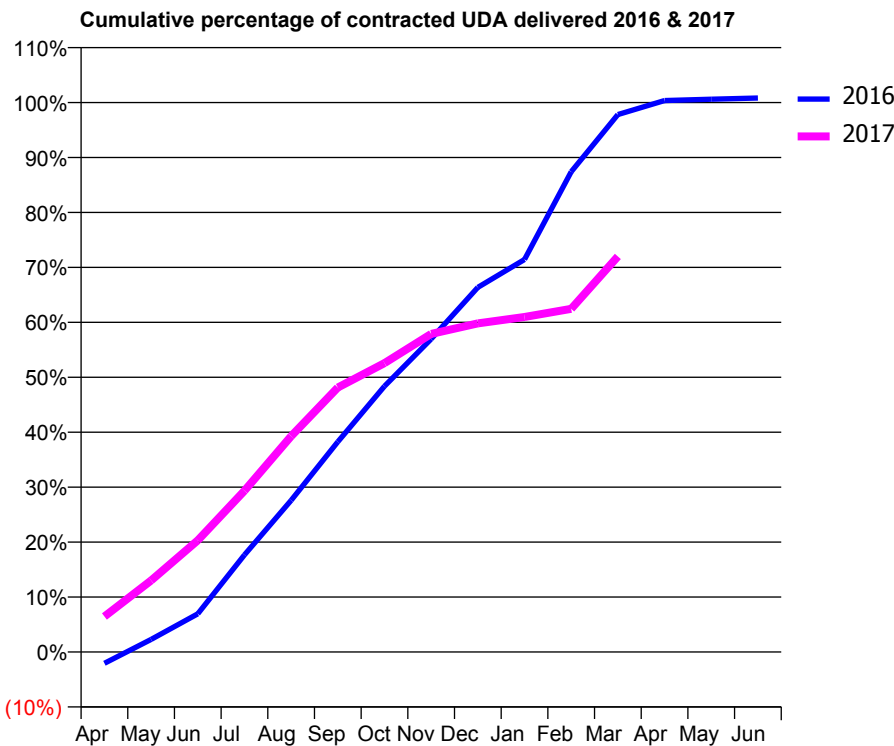
16/17 Contracted general activity (UDA)	15,000
Carry forward general activity (UDA)	-124
16/17 Contracted orthodontic activity (UOA)	0
Carry forward orthodontic activity (UOA)	0
Baseline contract value	£429,897.04

ACCESS*

Patients seen in 24 months	Total	Change since previous quarter
Quarter ending March 2016	6,526	
Quarter ending June 2016	6,408	↓
Quarter ending September 2016	6,303	↓
Quarter ending December 2016	5,991	↓
Quarter ending March 2017	6,096	→
Variance since March 2016	(6.6%)	↓



ACTIVITY



Month	Adjusted Scheduled Activity (UDA)	
	2016	2017
April	-313	970
May	342	1,954
June	1,042	3,050
July	2,653	4,403
August	4,139	5,892
September	5,738	7,221
October	7,255	7,888
November	8,545	8,682
December	9,954	8,970
January	10,716	9,144
February	13,108	9,368
March	14,673	10,798
April	15,053	
May	15,089	
June	15,124	

QUALITY

	Quantity	Base Number	Contract	AT	Region	England
% of FP17s for the same patient ID Re-attending within 3 months - Children	94	1,481	6.3%	11.4%	13.3%	12.3%
% of FP17s for the same patient ID Re-attending within 3 months - Adults	568	4,295	13.2%	15.5%	17.3%	16.7%
% of FP17s for the same patient ID Re-attending between 3 & 9 months - Children	823	1,481	55.6%	59.5%	58.9%	57.6%
% of FP17s for the same patient ID Re-attending between 3 & 9 months - Adults	1,949	4,295	45.4%	54.0%	52.2%	50.1%
% of FP17s for Band 1 Urgent Courses	391	5,089	7.7%	8.8%	9.2%	9.1%
% of FP17s Relating to Free Repair or Replacements	79	5,089	1.6%	0.9%	1.0%	0.8%
% of FP17s Relating to Continuations	52	5,089	1.0%	1.3%	1.4%	1.2%
% of Patients satisfied with the dentistry they have received	6	6	N/A	92.4%	93.1%	92.8%
% of Patients satisfied with the time they had to wait for an appointment	5	6	N/A	87.6%	89.5%	88.7%

* This is based on patients treated on this contract for their most recent course of treatment. Figures in italics indicate the base number of FP17s or Patient Questionnaire responses are less than 100. N/A is shown where the base number of responses is less than 10 during the period. % is calculated as Quantity/Base number*100

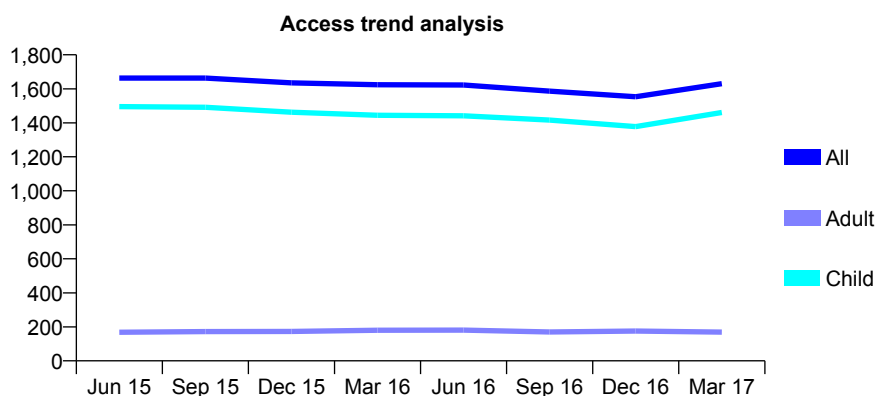
Q52 - Vital Signs At a Glance Contract Report for 917990/0001 - March 2017

Name or company name	MISS L TAYLOR
Contract type name	GDS Contract
Purpose of contract	General
Contract start date	01/04/2006
Contract end date	

16/17 Contracted general activity (UDA)	3,898
Carry forward general activity (UDA)	-78
16/17 Contracted orthodontic activity (UOA)	0
Carry forward orthodontic activity (UOA)	0
Baseline contract value	£93,311.53

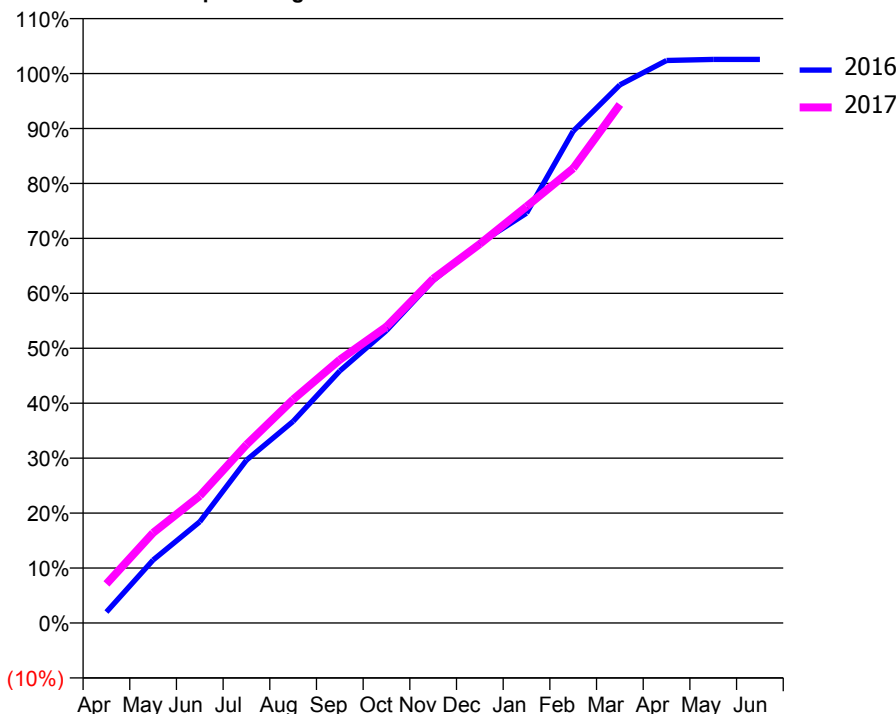
ACCESS*

Patients seen in 24 months	Total	Change since previous quarter
Quarter ending March 2016	1,624	
Quarter ending June 2016	1,622	→
Quarter ending September 2016	1,586	↓
Quarter ending December 2016	1,553	↓
Quarter ending March 2017	1,630	↑
Variance since March 2016	0.4%	→



ACTIVITY

Cumulative percentage of contracted UDA delivered 2016 & 2017



Month	Adjusted Scheduled Activity (UDA)	
	2016	2017
April	78	278
May	447	640
June	718	902
July	1,155	1,265
August	1,431	1,586
September	1,789	1,868
October	2,075	2,102
November	2,430	2,442
December	2,694	2,689
January	2,907	2,954
February	3,489	3,226
March	3,817	3,678
April	3,990	
May	3,998	
June	3,998	

QUALITY

	Quantity	Base Number	Contract	AT	Region	England
% of FP17s for the same patient ID Re-attending within 3 months - Children	221	2,371	9.3%	11.4%	13.3%	12.3%
% of FP17s for the same patient ID Re-attending within 3 months - Adults	4	85	4.7%	15.5%	17.3%	16.7%
% of FP17s for the same patient ID Re-attending between 3 & 9 months - Children	1,624	2,371	68.5%	59.5%	58.9%	57.6%
% of FP17s for the same patient ID Re-attending between 3 & 9 months - Adults	60	85	70.6%	54.0%	52.2%	50.1%
% of FP17s for Band 1 Urgent Courses	47	2,332	2.0%	8.8%	9.2%	9.1%
% of FP17s Relating to Free Repair or Replacements	0	2,332	0.0%	0.9%	1.0%	0.8%
% of FP17s Relating to Continuations	0	2,332	0.0%	1.3%	1.4%	1.2%
% of Patients satisfied with the dentistry they have received	0	0	N/A	92.4%	93.1%	92.8%
% of Patients satisfied with the time they had to wait for an appointment	0	0	N/A	87.6%	89.5%	88.7%

* This is based on patients treated on this contract for their most recent course of treatment. Figures in italics indicate the base number of FP17s or Patient Questionnaire responses are less than 100. N/A is shown where the base number of responses is less than 10 during the period. % is calculated as Quantity/Base number*100

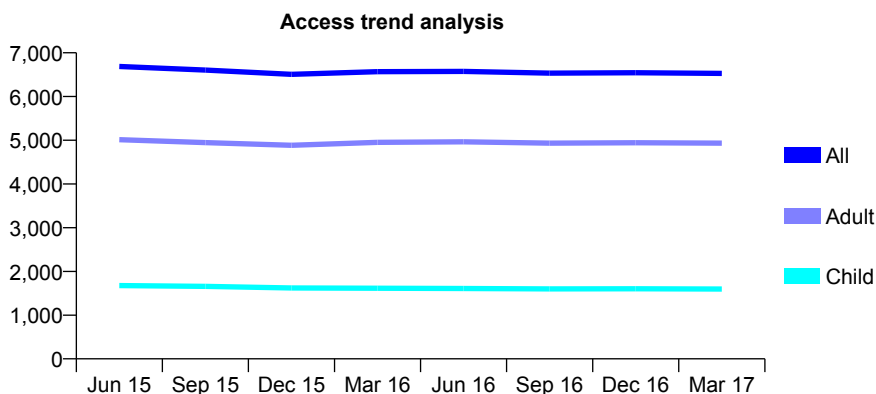
Q52 - Vital Signs At a Glance Contract Report for 919861/0001 - March 2017

Name or company name	MRS SJ BARRETT
Contract type name	Pilot Contract
Purpose of contract	General
Contract start date	01/04/2006
Contract end date	31/03/2021

16/17 Contracted general activity (UDA)	21,548
Carry forward general activity (UDA)	-95
16/17 Contracted orthodontic activity (UOA)	0
Carry forward orthodontic activity (UOA)	0
Baseline contract value	£611,372.27

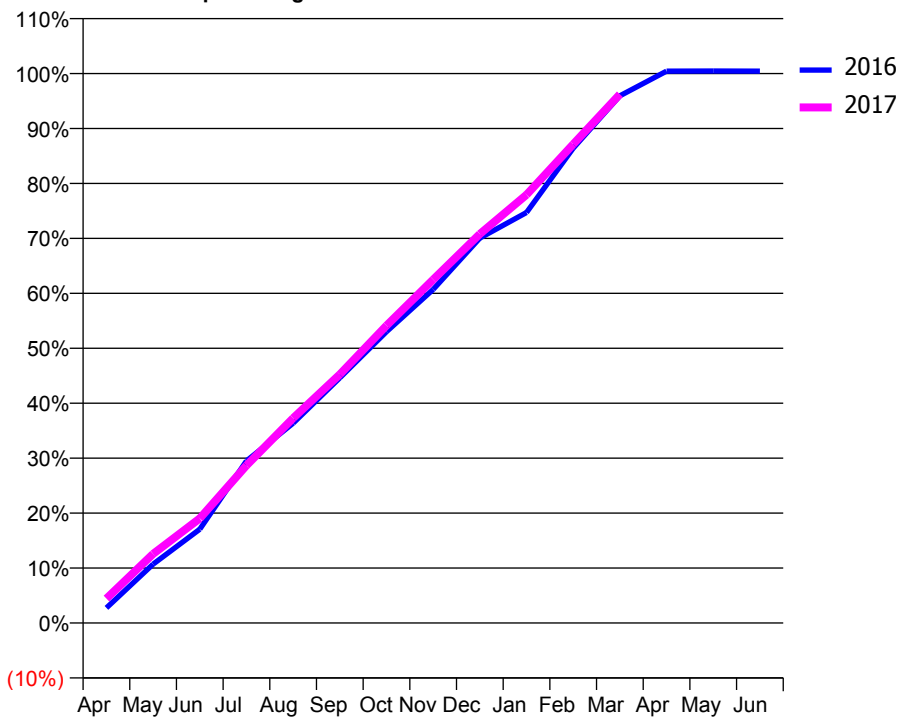
ACCESS*

Patients seen in 24 months	Total	Change since previous quarter
Quarter ending March 2016	6,569	
Quarter ending June 2016	6,574	→
Quarter ending September 2016	6,535	→
Quarter ending December 2016	6,545	→
Quarter ending March 2017	6,530	→
Variance since March 2016	(0.6%)	→



ACTIVITY

Cumulative percentage of contracted UDA delivered 2016 & 2017



Month	Adjusted Scheduled Activity (UDA)	
	2016	2017
April	592	961
May	2,311	2,712
June	3,677	4,104
July	6,355	6,178
August	7,836	8,033
September	9,612	9,752
October	11,422	11,663
November	13,079	13,466
December	15,091	15,253
January	16,100	16,792
February	18,618	18,774
March	20,672	20,734
April	21,640	
May	21,646	
June	21,643	

QUALITY

	Quantity	Base Number	Contract	AT	Region	England
% of FP17s for the same patient ID Re-attending within 3 months - Children	157	2,392	6.6%	11.4%	13.3%	12.3%
% of FP17s for the same patient ID Re-attending within 3 months - Adults	1,407	7,894	17.8%	15.5%	17.3%	16.7%
% of FP17s for the same patient ID Re-attending between 3 & 9 months - Children	1,495	2,392	62.5%	59.5%	58.9%	57.6%
% of FP17s for the same patient ID Re-attending between 3 & 9 months - Adults	4,513	7,894	57.2%	54.0%	52.2%	50.1%
% of FP17s for Band 1 Urgent Courses	857	9,886	8.7%	8.8%	9.2%	9.1%
% of FP17s Relating to Free Repair or Replacements	241	9,886	2.4%	0.9%	1.0%	0.8%
% of FP17s Relating to Continuations	305	9,886	3.1%	1.3%	1.4%	1.2%
% of Patients satisfied with the dentistry they have received	8	8	N/A	92.4%	93.1%	92.8%
% of Patients satisfied with the time they had to wait for an appointment	7	8	N/A	87.6%	89.5%	88.7%

* This is based on patients treated on this contract for their most recent course of treatment. Figures in italics indicate the base number of FP17s or Patient Questionnaire responses are less than 100. N/A is shown where the base number of responses is less than 10 during the period. % is calculated as Quantity/Base number*100

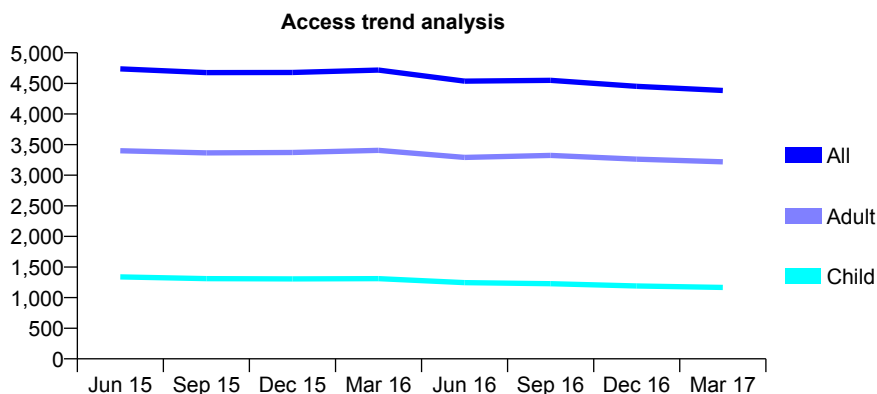
Q52 - Vital Signs At a Glance Contract Report for 929271/0001 - March 2017

Name or company name	MISS R PRASAD
Contract type name	GDS Contract
Purpose of contract	General
Contract start date	01/04/2006
Contract end date	

16/17 Contracted general activity (UDA)	14,610
Carry forward general activity (UDA)	-292
16/17 Contracted orthodontic activity (UOA)	0
Carry forward orthodontic activity (UOA)	0
Baseline contract value	£323,801.38

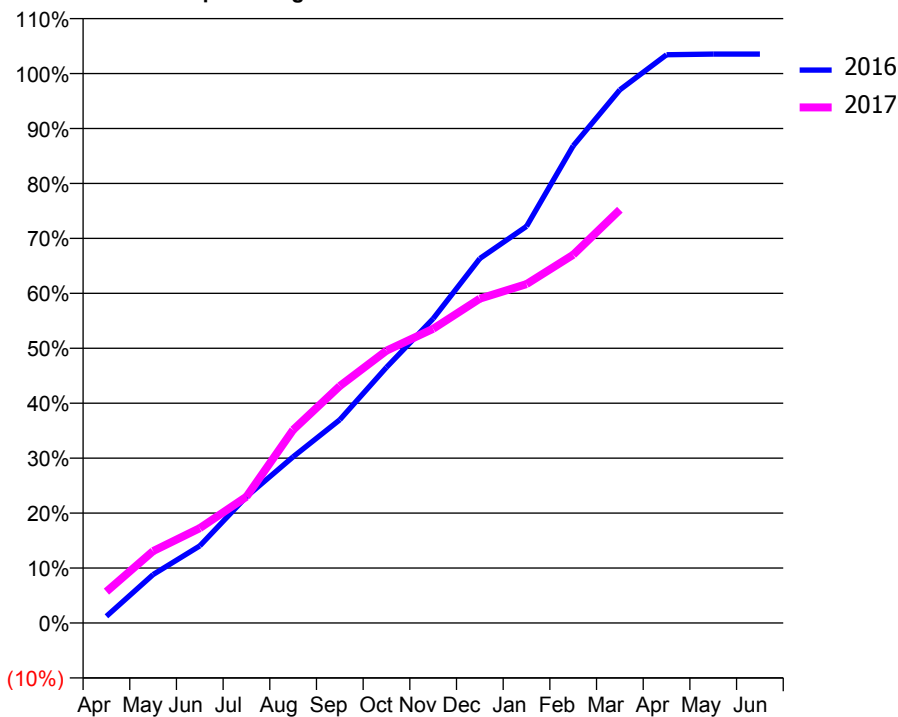
ACCESS*

Patients seen in 24 months	Total	Change since previous quarter
Quarter ending March 2016	4,718	
Quarter ending June 2016	4,536	↓
Quarter ending September 2016	4,551	→
Quarter ending December 2016	4,452	↓
Quarter ending March 2017	4,385	↓
Variance since March 2016	(7.1%)	↓



ACTIVITY

Cumulative percentage of contracted UDA delivered 2016 & 2017



Month	Adjusted Scheduled Activity (UDA)	
	2016	2017
April	177	834
May	1,289	1,912
June	2,051	2,523
July	3,358	3,358
August	4,418	5,134
September	5,406	6,301
October	6,798	7,240
November	8,093	7,825
December	9,690	8,624
January	10,546	9,010
February	12,686	9,792
March	14,178	10,988
April	15,110	
May	15,125	
June	15,125	

QUALITY

	Quantity	Base Number	Contract	AT	Region	England
% of FP17s for the same patient ID Re-attending within 3 months - Children	140	1,390	10.1%	11.4%	13.3%	12.3%
% of FP17s for the same patient ID Re-attending within 3 months - Adults	591	3,969	14.9%	15.5%	17.3%	16.7%
% of FP17s for the same patient ID Re-attending between 3 & 9 months - Children	767	1,390	55.2%	59.5%	58.9%	57.6%
% of FP17s for the same patient ID Re-attending between 3 & 9 months - Adults	2,206	3,969	55.6%	54.0%	52.2%	50.1%
% of FP17s for Band 1 Urgent Courses	169	5,036	3.4%	8.8%	9.2%	9.1%
% of FP17s Relating to Free Repair or Replacements	94	5,036	1.9%	0.9%	1.0%	0.8%
% of FP17s Relating to Continuations	74	5,036	1.5%	1.3%	1.4%	1.2%
% of Patients satisfied with the dentistry they have received	4	4	N/A	92.4%	93.1%	92.8%
% of Patients satisfied with the time they had to wait for an appointment	2	4	N/A	87.6%	89.5%	88.7%

* This is based on patients treated on this contract for their most recent course of treatment. Figures in italics indicate the base number of FP17s or Patient Questionnaire responses are less than 100. N/A is shown where the base number of responses is less than 10 during the period. % is calculated as Quantity/Base number*100

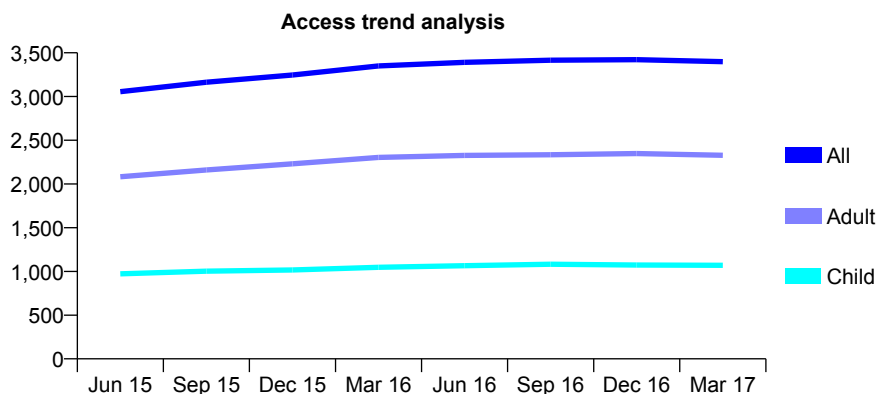
Q52 - Vital Signs At a Glance Contract Report for 932574/0001 - March 2017

Name or company name	MRS M HAMER
Contract type name	GDS Contract
Purpose of contract	General
Contract start date	01/11/2007
Contract end date	

16/17 Contracted general activity (UDA)	7,800
Carry forward general activity (UDA)	-12
16/17 Contracted orthodontic activity (UOA)	0
Carry forward orthodontic activity (UOA)	0
Baseline contract value	£210,835.46

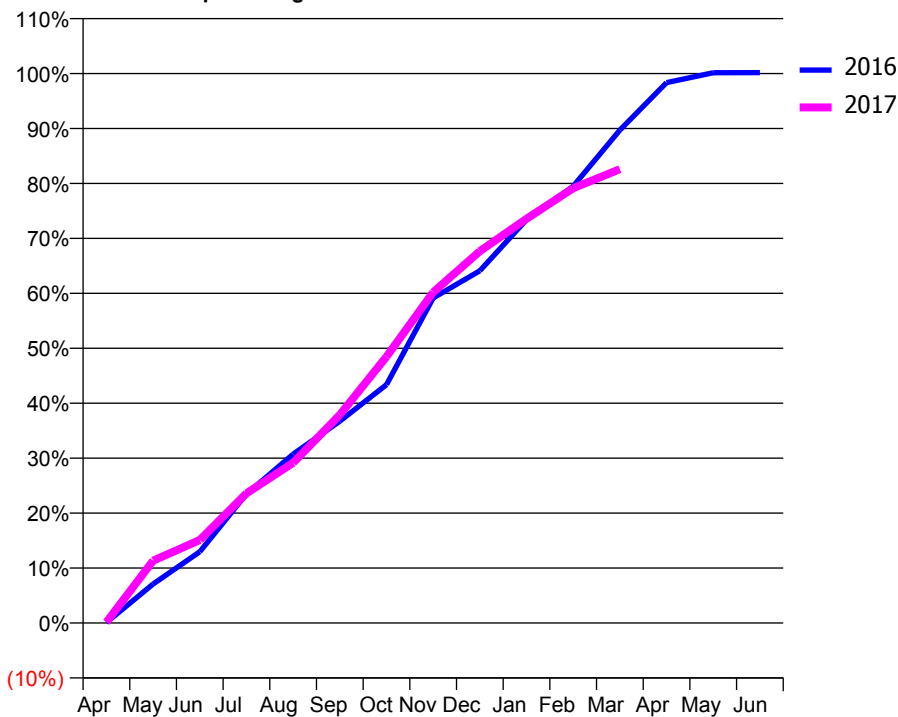
ACCESS*

Patients seen in 24 months	Total	Change since previous quarter
Quarter ending March 2016	3,350	
Quarter ending June 2016	3,391	→
Quarter ending September 2016	3,416	→
Quarter ending December 2016	3,421	→
Quarter ending March 2017	3,398	→
Variance since March 2016	1.4%	→



ACTIVITY

Cumulative percentage of contracted UDA delivered 2016 & 2017



Month	Adjusted Scheduled Activity (UDA)	
	2016	2017
April	7	12
May	554	885
June	1,011	1,178
July	1,830	1,842
August	2,397	2,274
September	2,865	2,956
October	3,383	3,781
November	4,613	4,695
December	4,999	5,279
January	5,725	5,738
February	6,200	6,172
March	6,997	6,442
April	7,671	
May	7,810	
June	7,812	

QUALITY

	Quantity	Base Number	Contract	AT	Region	England
% of FP17s for the same patient ID Re-attending within 3 months - Children	127	1,777	7.1%	11.4%	13.3%	12.3%
% of FP17s for the same patient ID Re-attending within 3 months - Adults	217	2,514	8.6%	15.5%	17.3%	16.7%
% of FP17s for the same patient ID Re-attending between 3 & 9 months - Children	1,286	1,777	72.4%	59.5%	58.9%	57.6%
% of FP17s for the same patient ID Re-attending between 3 & 9 months - Adults	1,185	2,514	47.1%	54.0%	52.2%	50.1%
% of FP17s for Band 1 Urgent Courses	111	3,801	2.9%	8.8%	9.2%	9.1%
% of FP17s Relating to Free Repair or Replacements	25	3,801	0.7%	0.9%	1.0%	0.8%
% of FP17s Relating to Continuations	10	3,801	0.3%	1.3%	1.4%	1.2%
% of Patients satisfied with the dentistry they have received	4	4	N/A	92.4%	93.1%	92.8%
% of Patients satisfied with the time they had to wait for an appointment	4	4	N/A	87.6%	89.5%	88.7%

* This is based on patients treated on this contract for their most recent course of treatment. Figures in italics indicate the base number of FP17s or Patient Questionnaire responses are less than 100. N/A is shown where the base number of responses is less than 10 during the period. % is calculated as Quantity/Base number*100

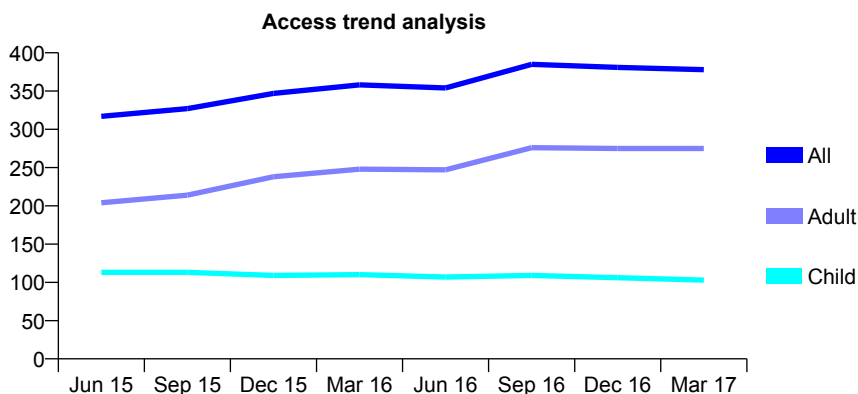
Q52 - Vital Signs At a Glance Contract Report for 934305/0002 - March 2017

Name or company name	MR M DENNETT
Contract type name	GDS Contract
Purpose of contract	General
Contract start date	09/01/2013
Contract end date	

16/17 Contracted general activity (UDA)	1,105
Carry forward general activity (UDA)	-17
16/17 Contracted orthodontic activity (UOA)	0
Carry forward orthodontic activity (UOA)	0
Baseline contract value	£31,372.81

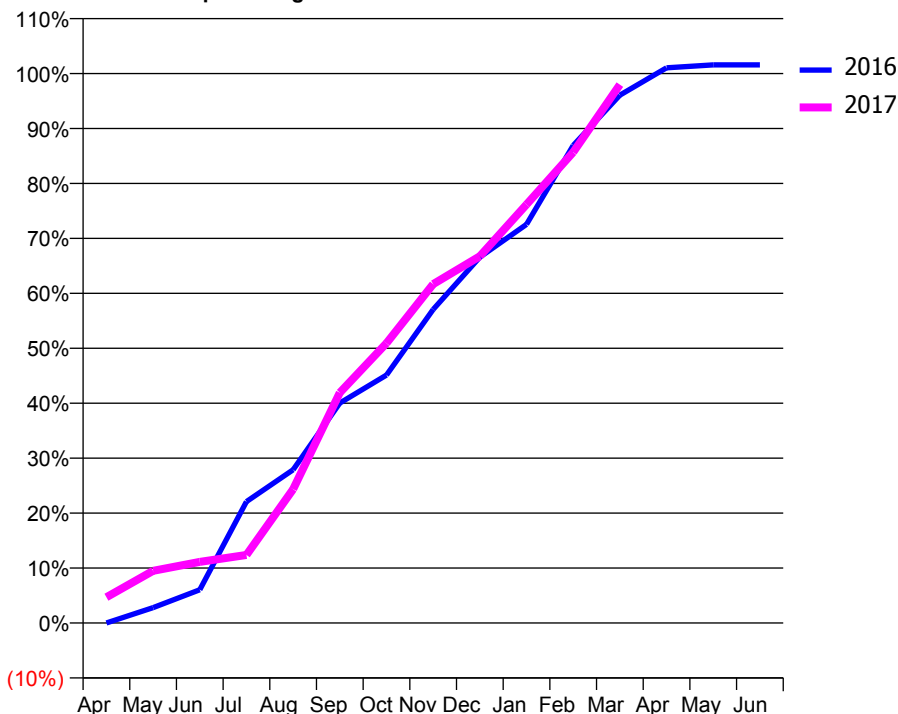
ACCESS*

Patients seen in 24 months	Total	Change since previous quarter
Quarter ending March 2016	358	
Quarter ending June 2016	354	↓
Quarter ending September 2016	385	↑
Quarter ending December 2016	381	↓
Quarter ending March 2017	378	→
Variance since March 2016	5.6%	↑



ACTIVITY

Cumulative percentage of contracted UDA delivered 2016 & 2017



Month	Adjusted Scheduled Activity (UDA)	
	2016	2017
April	0	52
May	31	105
June	67	123
July	244	137
August	308	269
September	442	463
October	499	563
November	631	682
December	736	738
January	802	842
February	960	947
March	1,061	1,083
April	1,116	
May	1,122	
June	1,122	

QUALITY

	Quantity	Base Number	Contract	AT	Region	England
% of FP17s for the same patient ID Re-attending within 3 months - Children	9	161	5.6%	11.4%	13.3%	12.3%
% of FP17s for the same patient ID Re-attending within 3 months - Adults	58	361	16.1%	15.5%	17.3%	16.7%
% of FP17s for the same patient ID Re-attending between 3 & 9 months - Children	89	161	55.3%	59.5%	58.9%	57.6%
% of FP17s for the same patient ID Re-attending between 3 & 9 months - Adults	185	361	51.2%	54.0%	52.2%	50.1%
% of FP17s for Band 1 Urgent Courses	3	508	0.6%	8.8%	9.2%	9.1%
% of FP17s Relating to Free Repair or Replacements	0	508	0.0%	0.9%	1.0%	0.8%
% of FP17s Relating to Continuations	0	508	0.0%	1.3%	1.4%	1.2%
% of Patients satisfied with the dentistry they have received	0	0	N/A	92.4%	93.1%	92.8%
% of Patients satisfied with the time they had to wait for an appointment	0	0	N/A	87.6%	89.5%	88.7%

* This is based on patients treated on this contract for their most recent course of treatment. Figures in italics indicate the base number of FP17s or Patient Questionnaire responses are less than 100. N/A is shown where the base number of responses is less than 10 during the period. % is calculated as Quantity/Base number*100

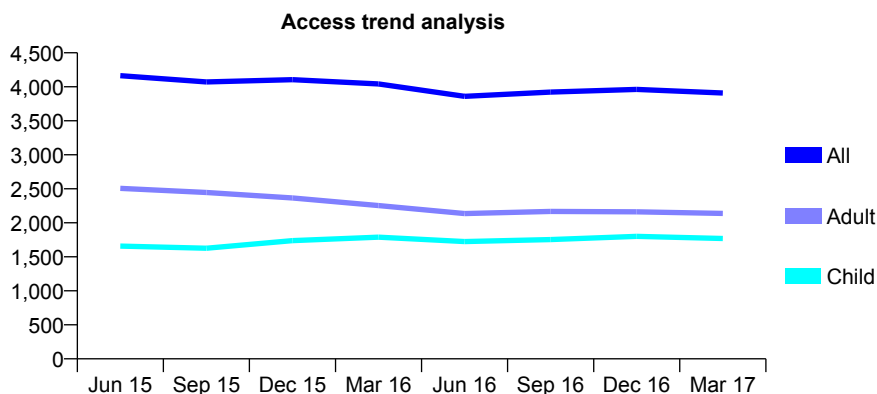
Q52 - Vital Signs At a Glance Contract Report for 934364/0002 - March 2017

Name or company name	MR J LJUSTINA
Contract type name	GDS Contract
Purpose of contract	General
Contract start date	26/07/2010
Contract end date	

16/17 Contracted general activity (UDA)	12,699
Carry forward general activity (UDA)	144
16/17 Contracted orthodontic activity (UOA)	0
Carry forward orthodontic activity (UOA)	0
Baseline contract value	£463,004.26

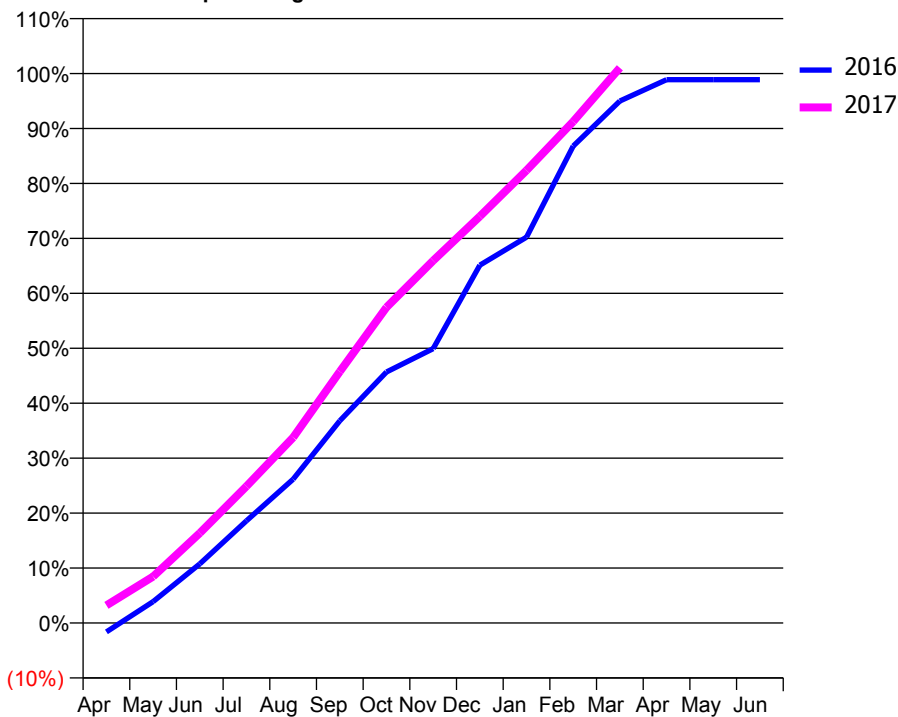
ACCESS*

Patients seen in 24 months	Total	Change since previous quarter
Quarter ending March 2016	4,042	
Quarter ending June 2016	3,860	↓
Quarter ending September 2016	3,922	→
Quarter ending December 2016	3,962	→
Quarter ending March 2017	3,909	↓
Variance since March 2016	(3.3%)	↓



ACTIVITY

Cumulative percentage of contracted UDA delivered 2016 & 2017



Month	Adjusted Scheduled Activity (UDA)	
	2016	2017
April	-209	409
May	496	1,074
June	1,367	2,079
July	2,362	3,161
August	3,323	4,289
September	4,674	5,809
October	5,800	7,295
November	6,340	8,374
December	8,270	9,398
January	8,915	10,462
February	11,021	11,590
March	12,064	12,831
April	12,555	
May	12,555	
June	12,555	

QUALITY

	Quantity	Base Number	Contract	AT	Region	England
% of FP17s for the same patient ID Re-attending within 3 months - Children	108	2,633	4.1%	11.4%	13.3%	12.3%
% of FP17s for the same patient ID Re-attending within 3 months - Adults	311	2,983	10.4%	15.5%	17.3%	16.7%
% of FP17s for the same patient ID Re-attending between 3 & 9 months - Children	1,684	2,633	64.0%	59.5%	58.9%	57.6%
% of FP17s for the same patient ID Re-attending between 3 & 9 months - Adults	1,785	2,983	59.8%	54.0%	52.2%	50.1%
% of FP17s for Band 1 Urgent Courses	278	5,425	5.1%	8.8%	9.2%	9.1%
% of FP17s Relating to Free Repair or Replacements	9	5,425	0.2%	0.9%	1.0%	0.8%
% of FP17s Relating to Continuations	67	5,425	1.2%	1.3%	1.4%	1.2%
% of Patients satisfied with the dentistry they have received	0	0	N/A	92.4%	93.1%	92.8%
% of Patients satisfied with the time they had to wait for an appointment	0	0	N/A	87.6%	89.5%	88.7%

* This is based on patients treated on this contract for their most recent course of treatment. Figures in italics indicate the base number of FP17s or Patient Questionnaire responses are less than 100. N/A is shown where the base number of responses is less than 10 during the period. % is calculated as Quantity/Base number*100

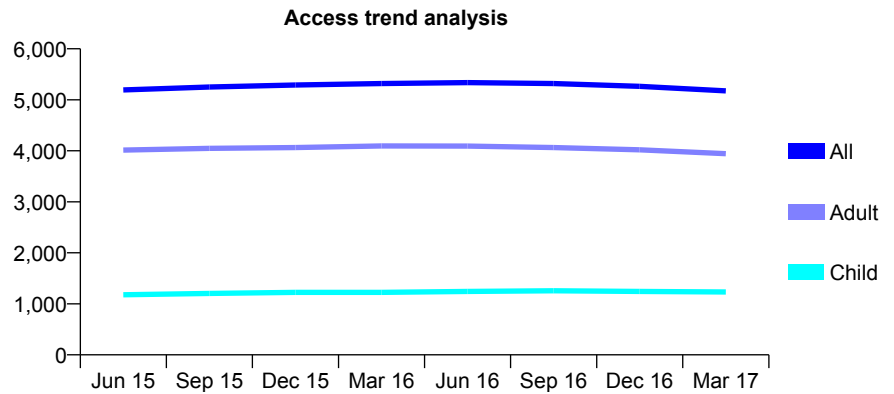
Q52 - Vital Signs At a Glance Contract Report for 941662/0001 - March 2017

Name or company name	Thota and Thota
Contract type name	GDS Contract
Purpose of contract	General
Contract start date	01/04/2006
Contract end date	

16/17 Contracted general activity (UDA)	15,400
Carry forward general activity (UDA)	56
16/17 Contracted orthodontic activity (UOA)	0
Carry forward orthodontic activity (UOA)	0
Baseline contract value	£572,962.79

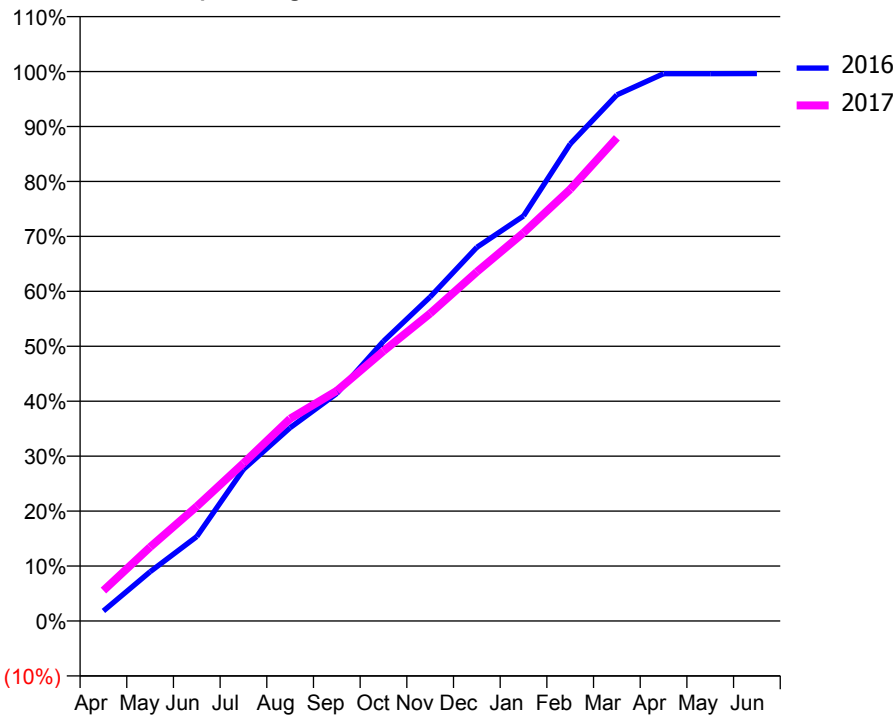
ACCESS*

Patients seen in 24 months	Total	Change since previous quarter
Quarter ending March 2016	5,320	
Quarter ending June 2016	5,337	→
Quarter ending September 2016	5,320	→
Quarter ending December 2016	5,263	↓
Quarter ending March 2017	5,176	↓
Variance since March 2016	(2.7%)	↓



ACTIVITY

Cumulative percentage of contracted UDA delivered 2016 & 2017



QUALITY

	Quantity	Base Number	Contract	AT	Region	England
% of FP17s for the same patient ID Re-attending within 3 months - Children	191	1,959	9.7%	11.4%	13.3%	12.3%
% of FP17s for the same patient ID Re-attending within 3 months - Adults	1,065	6,143	17.3%	15.5%	17.3%	16.7%
% of FP17s for the same patient ID Re-attending between 3 & 9 months - Children	1,272	1,959	64.9%	59.5%	58.9%	57.6%
% of FP17s for the same patient ID Re-attending between 3 & 9 months - Adults	3,831	6,143	62.4%	54.0%	52.2%	50.1%
% of FP17s for Band 1 Urgent Courses	646	7,804	8.3%	8.8%	9.2%	9.1%
% of FP17s Relating to Free Repair or Replacements	182	7,804	2.3%	0.9%	1.0%	0.8%
% of FP17s Relating to Continuations	52	7,804	0.7%	1.3%	1.4%	1.2%
% of Patients satisfied with the dentistry they have received	11	11	100.0%	92.4%	93.1%	92.8%
% of Patients satisfied with the time they had to wait for an appointment	11	11	100.0%	87.6%	89.5%	88.7%

* This is based on patients treated on this contract for their most recent course of treatment. Figures in italics indicate the base number of FP17s or Patient Questionnaire responses are less than 100. N/A is shown where the base number of responses is less than 10 during the period. % is calculated as Quantity/Base number*100

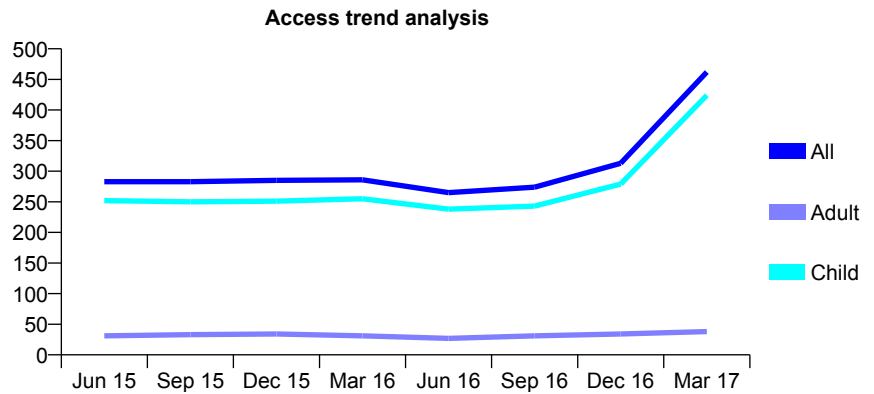
Q52 - Vital Signs At a Glance Contract Report for 941670/0001 - March 2017

Name or company name	MR JA SINCLAIR
Contract type name	GDS Contract
Purpose of contract	General
Contract start date	25/03/2011
Contract end date	

16/17 Contracted general activity (UDA)	886
Carry forward general activity (UDA)	0
16/17 Contracted orthodontic activity (UOA)	0
Carry forward orthodontic activity (UOA)	0
Baseline contract value	£18,456.41

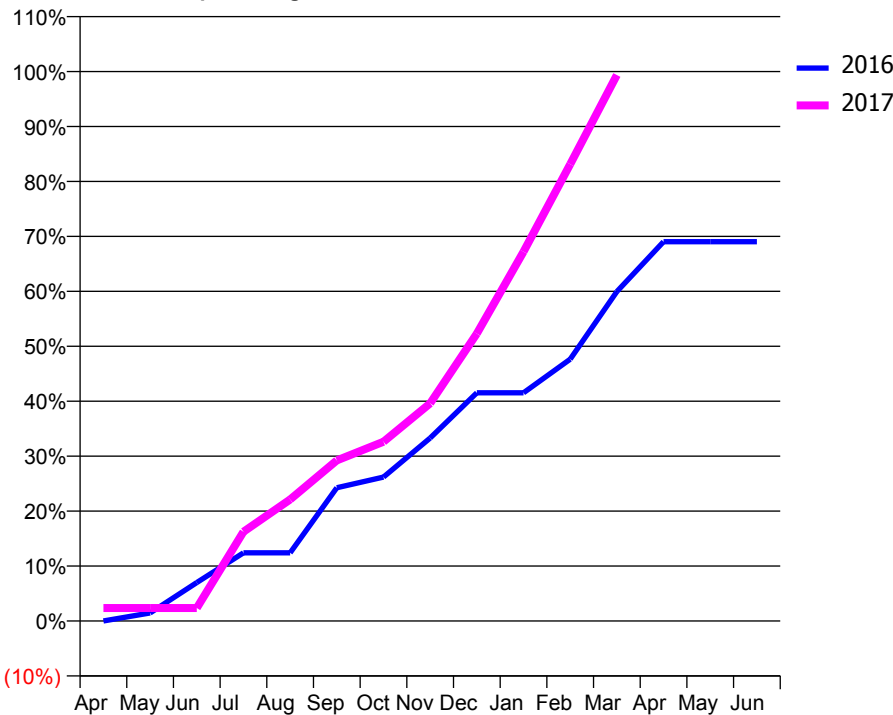
ACCESS*

Patients seen in 24 months	Total	Change since previous quarter
Quarter ending March 2016	286	
Quarter ending June 2016	265	↓
Quarter ending September 2016	274	↑
Quarter ending December 2016	313	↑
Quarter ending March 2017	462	↑
Variance since March 2016	61.5%	↑



ACTIVITY

Cumulative percentage of contracted UDA delivered 2016 & 2017



Month	Adjusted Scheduled Activity (UDA)	
	2016	2017
April	0	21
May	13	21
June	62	21
July	110	144
August	110	196
September	215	259
October	232	289
November	295	351
December	368	463
January	368	595
February	422	736
March	531	880
April	612	
May	612	
June	612	

QUALITY

	Quantity	Base Number	Contract	AT	Region	England
% of FP17s for the same patient ID Re-attending within 3 months - Children	54	680	7.9%	11.4%	13.3%	12.3%
% of FP17s for the same patient ID Re-attending within 3 months - Adults	0	4	0.0%	15.5%	17.3%	16.7%
% of FP17s for the same patient ID Re-attending between 3 & 9 months - Children	279	680	41.0%	59.5%	58.9%	57.6%
% of FP17s for the same patient ID Re-attending between 3 & 9 months - Adults	1	4	25.0%	54.0%	52.2%	50.1%
% of FP17s for Band 1 Urgent Courses	2	633	0.3%	8.8%	9.2%	9.1%
% of FP17s Relating to Free Repair or Replacements	0	633	0.0%	0.9%	1.0%	0.8%
% of FP17s Relating to Continuations	0	633	0.0%	1.3%	1.4%	1.2%
% of Patients satisfied with the dentistry they have received	0	0	N/A	92.4%	93.1%	92.8%
% of Patients satisfied with the time they had to wait for an appointment	0	0	N/A	87.6%	89.5%	88.7%

* This is based on patients treated on this contract for their most recent course of treatment. Figures in italics indicate the base number of FP17s or Patient Questionnaire responses are less than 100. N/A is shown where the base number of responses is less than 10 during the period. % is calculated as Quantity/Base number*100

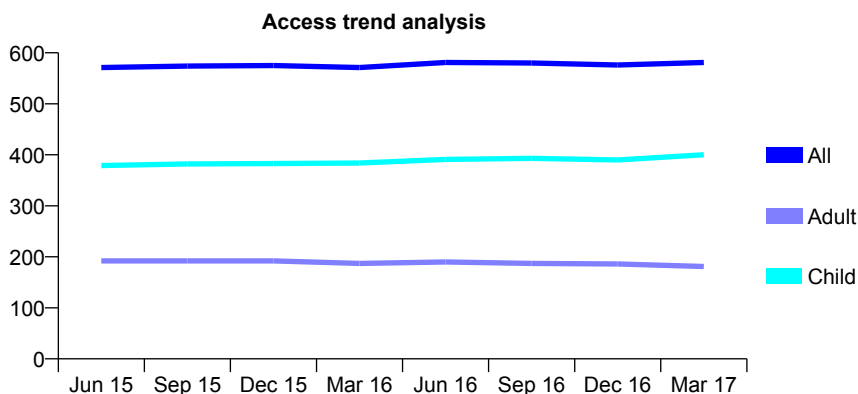
Q52 - Vital Signs At a Glance Contract Report for 964387/0001 - March 2017

Name or company name	MR NP COLE
Contract type name	GDS Contract
Purpose of contract	General
Contract start date	04/10/2010
Contract end date	

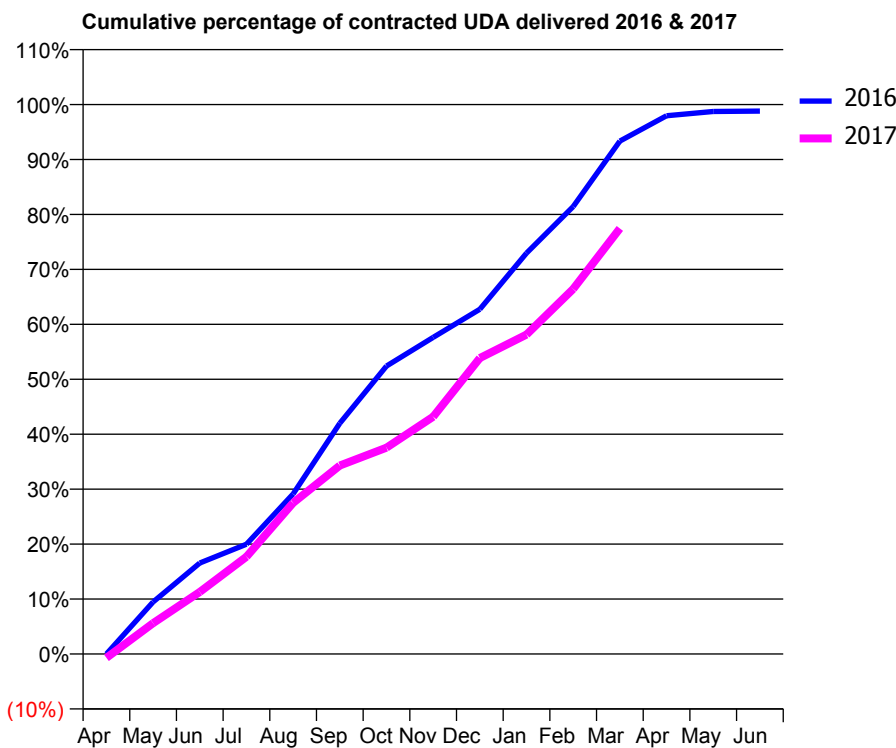
16/17 Contracted general activity (UDA)	1,550
Carry forward general activity (UDA)	19
16/17 Contracted orthodontic activity (UOA)	0
Carry forward orthodontic activity (UOA)	0
Baseline contract value	£45,958.47

ACCESS*

Patients seen in 24 months	Total	Change since previous quarter
Quarter ending March 2016	571	
Quarter ending June 2016	581	→
Quarter ending September 2016	580	→
Quarter ending December 2016	576	→
Quarter ending March 2017	581	→
Variance since March 2016	1.8%	→



ACTIVITY



Month	Adjusted Scheduled Activity (UDA)	
	2016	2017
April	0	-11
May	147	87
June	257	175
July	310	274
August	452	426
September	651	532
October	812	582
November	893	669
December	973	835
January	1,131	901
February	1,262	1,030
March	1,447	1,201
April	1,518	
May	1,530	
June	1,531	

QUALITY

	Quantity	Base Number	Contract	AT	Region	England
% of FP17s for the same patient ID Re-attending within 3 months - Children	40	620	6.5%	11.4%	13.3%	12.3%
% of FP17s for the same patient ID Re-attending within 3 months - Adults	35	210	16.7%	15.5%	17.3%	16.7%
% of FP17s for the same patient ID Re-attending between 3 & 9 months - Children	441	620	71.1%	59.5%	58.9%	57.6%
% of FP17s for the same patient ID Re-attending between 3 & 9 months - Adults	118	210	56.2%	54.0%	52.2%	50.1%
% of FP17s for Band 1 Urgent Courses	33	781	4.2%	8.8%	9.2%	9.1%
% of FP17s Relating to Free Repair or Replacements	1	781	0.1%	0.9%	1.0%	0.8%
% of FP17s Relating to Continuations	1	781	0.1%	1.3%	1.4%	1.2%
% of Patients satisfied with the dentistry they have received	0	0	N/A	92.4%	93.1%	92.8%
% of Patients satisfied with the time they had to wait for an appointment	0	0	N/A	87.6%	89.5%	88.7%

* This is based on patients treated on this contract for their most recent course of treatment. Figures in italics indicate the base number of FP17s or Patient Questionnaire responses are less than 100. N/A is shown where the base number of responses is less than 10 during the period. % is calculated as Quantity/Base number*100

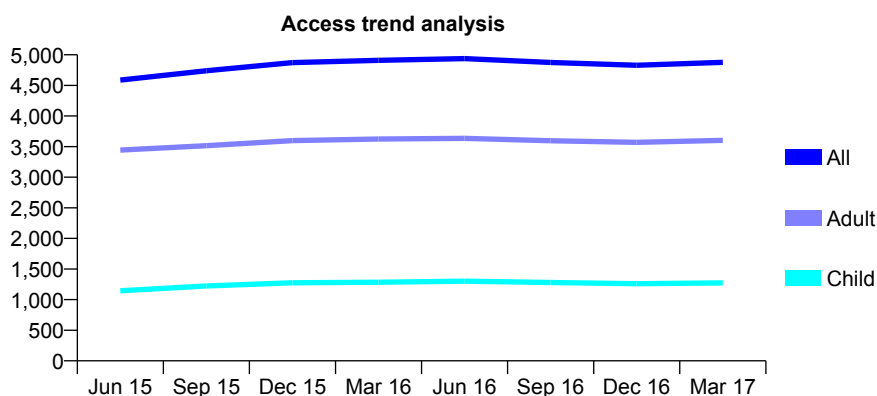
Q52 - Vital Signs At a Glance Contract Report for 973793/0001 - March 2017

Name or company name	MR RB LAD
Contract type name	GDS Contract
Purpose of contract	General
Contract start date	02/08/2010
Contract end date	

16/17 Contracted general activity (UDA)	13,990
Carry forward general activity (UDA)	-141
16/17 Contracted orthodontic activity (UOA)	0
Carry forward orthodontic activity (UOA)	0
Baseline contract value	£434,640.36

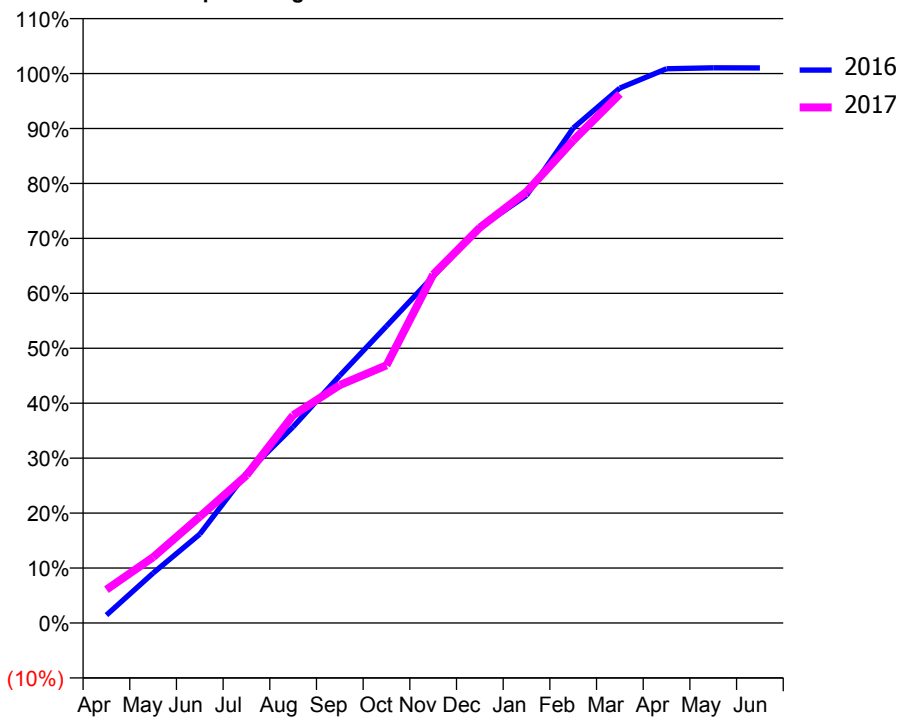
ACCESS*

Patients seen in 24 months	Total	Change since previous quarter
Quarter ending March 2016	4,910	
Quarter ending June 2016	4,937	→
Quarter ending September 2016	4,874	↓
Quarter ending December 2016	4,830	→
Quarter ending March 2017	4,876	→
Variance since March 2016	(0.7%)	→



ACTIVITY

Cumulative percentage of contracted UDA delivered 2016 & 2017



Month	Adjusted Scheduled Activity (UDA)	
	2016	2017
April	201	850
May	1,261	1,676
June	2,243	2,706
July	3,782	3,761
August	4,948	5,290
September	6,241	6,057
October	7,489	6,561
November	8,744	8,871
December	9,978	10,069
January	10,786	10,979
February	12,487	12,285
March	13,495	13,468
April	13,982	
May	14,004	
June	14,003	

QUALITY

	Quantity	Base Number	Contract	AT	Region	England
% of FP17s for the same patient ID Re-attending within 3 months - Children	205	2,009	10.2%	11.4%	13.3%	12.3%
% of FP17s for the same patient ID Re-attending within 3 months - Adults	817	5,479	14.9%	15.5%	17.3%	16.7%
% of FP17s for the same patient ID Re-attending between 3 & 9 months - Children	1,300	2,009	64.7%	59.5%	58.9%	57.6%
% of FP17s for the same patient ID Re-attending between 3 & 9 months - Adults	3,512	5,479	64.1%	54.0%	52.2%	50.1%
% of FP17s for Band 1 Urgent Courses	401	6,657	6.0%	8.8%	9.2%	9.1%
% of FP17s Relating to Free Repair or Replacements	47	6,657	0.7%	0.9%	1.0%	0.8%
% of FP17s Relating to Continuations	61	6,657	0.9%	1.3%	1.4%	1.2%
% of Patients satisfied with the dentistry they have received	3	4	N/A	92.4%	93.1%	92.8%
% of Patients satisfied with the time they had to wait for an appointment	3	4	N/A	87.6%	89.5%	88.7%

* This is based on patients treated on this contract for their most recent course of treatment. Figures in italics indicate the base number of FP17s or Patient Questionnaire responses are less than 100. N/A is shown where the base number of responses is less than 10 during the period. % is calculated as Quantity/Base number*100

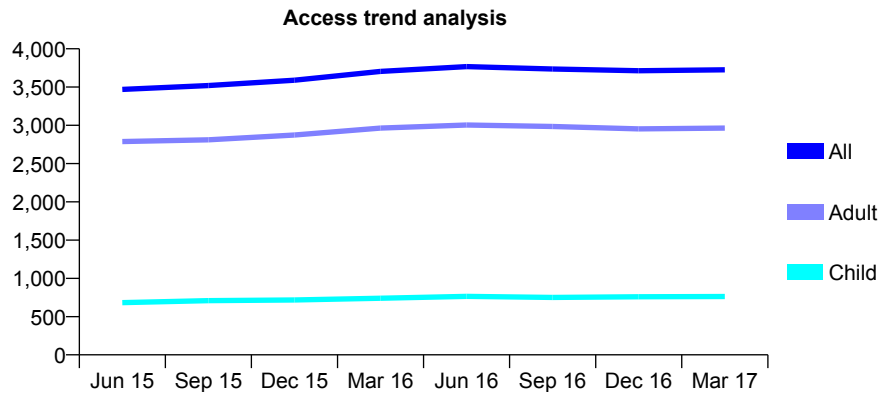
Q52 - Vital Signs At a Glance Contract Report for 999261/0001 - March 2017

Name or company name	MISS AJ EDEN
Contract type name	GDS Contract
Purpose of contract	General
Contract start date	01/04/2006
Contract end date	

16/17 Contracted general activity (UDA)	10,750
Carry forward general activity (UDA)	0
16/17 Contracted orthodontic activity (UOA)	0
Carry forward orthodontic activity (UOA)	0
Baseline contract value	£247,241.52

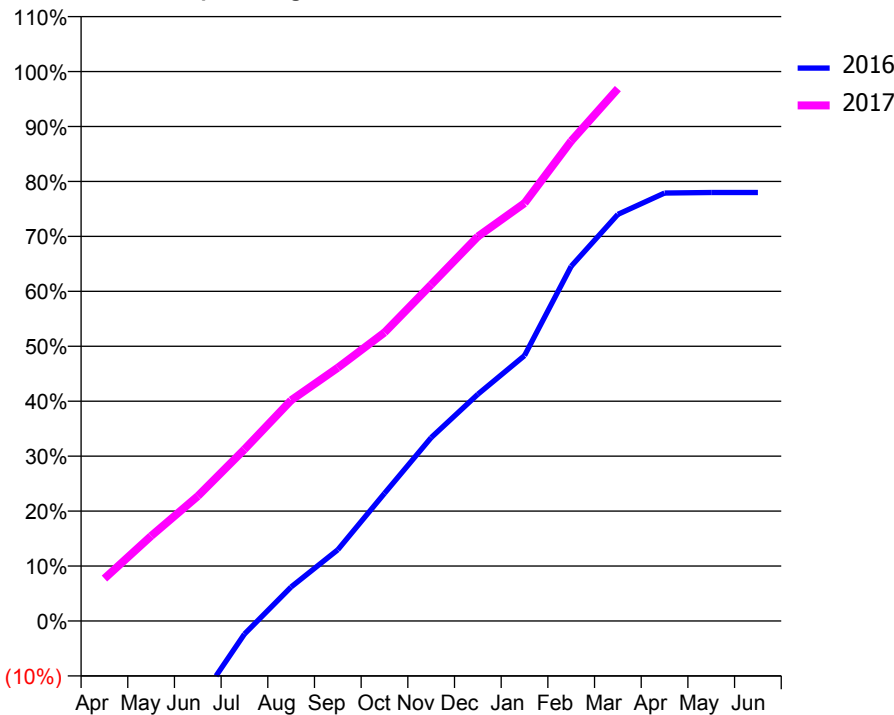
ACCESS*

Patients seen in 24 months	Total	Change since previous quarter
Quarter ending March 2016	3,704	
Quarter ending June 2016	3,768	→
Quarter ending September 2016	3,736	→
Quarter ending December 2016	3,713	→
Quarter ending March 2017	3,726	→
Variance since March 2016	0.6%	→



ACTIVITY

Cumulative percentage of contracted UDA delivered 2016 & 2017



Month	Adjusted Scheduled Activity (UDA)	
	2016	2017
April	-2,688	831
May	-2,280	1,664
June	-1,605	2,443
July	-257	3,360
August	666	4,318
September	1,395	4,955
October	2,497	5,645
November	3,587	6,581
December	4,436	7,522
January	5,192	8,175
February	6,940	9,390
March	7,956	10,414
April	8,373	
May	8,382	
June	8,383	

QUALITY

	Quantity	Base Number	Contract	AT	Region	England
% of FP17s for the same patient ID Re-attending within 3 months - Children	119	1,279	9.3%	11.4%	13.3%	12.3%
% of FP17s for the same patient ID Re-attending within 3 months - Adults	833	4,791	17.4%	15.5%	17.3%	16.7%
% of FP17s for the same patient ID Re-attending between 3 & 9 months - Children	838	1,279	65.5%	59.5%	58.9%	57.6%
% of FP17s for the same patient ID Re-attending between 3 & 9 months - Adults	2,977	4,791	62.1%	54.0%	52.2%	50.1%
% of FP17s for Band 1 Urgent Courses	437	5,893	7.4%	8.8%	9.2%	9.1%
% of FP17s Relating to Free Repair or Replacements	101	5,893	1.7%	0.9%	1.0%	0.8%
% of FP17s Relating to Continuations	110	5,893	1.9%	1.3%	1.4%	1.2%
% of Patients satisfied with the dentistry they have received	6	8	N/A	92.4%	93.1%	92.8%
% of Patients satisfied with the time they had to wait for an appointment	6	8	N/A	87.6%	89.5%	88.7%

* This is based on patients treated on this contract for their most recent course of treatment. Figures in italics indicate the base number of FP17s or Patient Questionnaire responses are less than 100. N/A is shown where the base number of responses is less than 10 during the period. % is calculated as Quantity/Base number*100

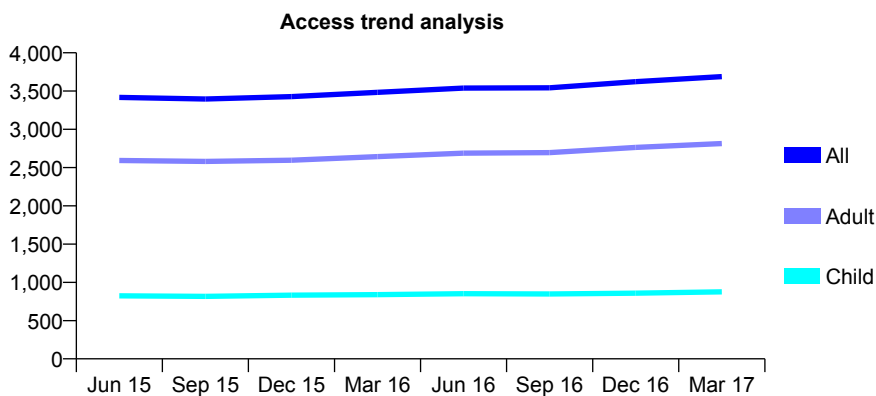
Q52 - Vital Signs At a Glance Contract Report for 999261/0002 - March 2017

Name or company name	MISS AJ EDEN
Contract type name	GDS Contract
Purpose of contract	General
Contract start date	01/04/2006
Contract end date	

16/17 Contracted general activity (UDA)	11,000
Carry forward general activity (UDA)	35
16/17 Contracted orthodontic activity (UOA)	0
Carry forward orthodontic activity (UOA)	0
Baseline contract value	£252,464.23

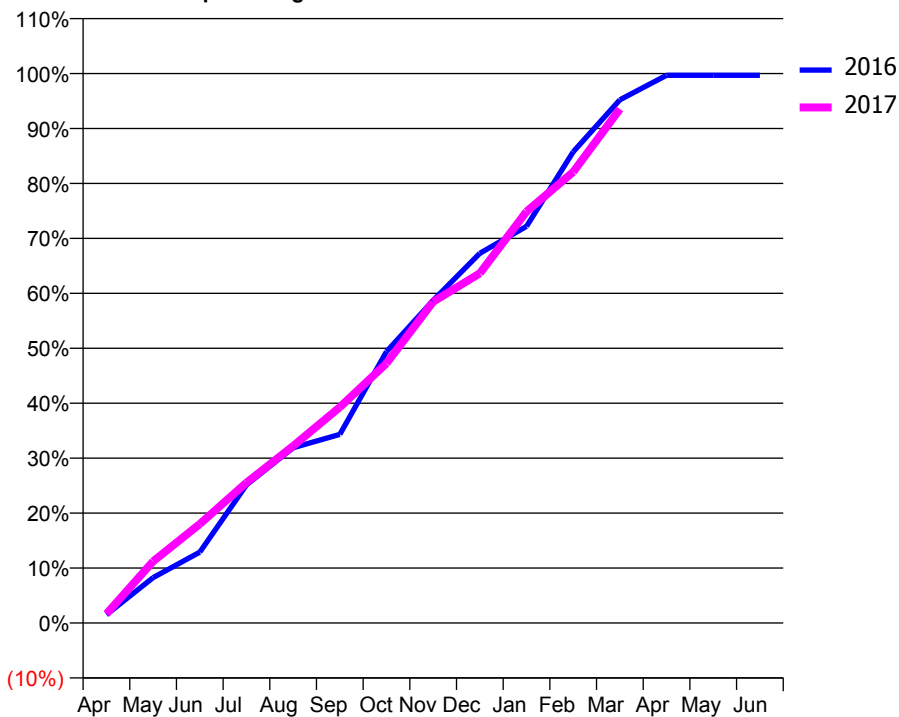
ACCESS*

Patients seen in 24 months	Total	Change since previous quarter
Quarter ending March 2016	3,483	
Quarter ending June 2016	3,539	→
Quarter ending September 2016	3,543	→
Quarter ending December 2016	3,622	↑
Quarter ending March 2017	3,689	→
Variance since March 2016	5.9%	↑



ACTIVITY

Cumulative percentage of contracted UDA delivered 2016 & 2017



Month	Adjusted Scheduled Activity (UDA)	
	2016	2017
April	168	182
May	909	1,236
June	1,418	1,982
July	2,763	2,809
August	3,509	3,543
September	3,777	4,322
October	5,434	5,197
November	6,459	6,432
December	7,401	7,001
January	7,941	8,237
February	9,431	9,029
March	10,473	10,289
April	10,964	
May	10,964	
June	10,965	

QUALITY

	Quantity	Base Number	Contract	AT	Region	England
% of FP17s for the same patient ID Re-attending within 3 months - Children	105	1,444	7.3%	11.4%	13.3%	12.3%
% of FP17s for the same patient ID Re-attending within 3 months - Adults	580	4,497	12.9%	15.5%	17.3%	16.7%
% of FP17s for the same patient ID Re-attending between 3 & 9 months - Children	955	1,444	66.1%	59.5%	58.9%	57.6%
% of FP17s for the same patient ID Re-attending between 3 & 9 months - Adults	2,916	4,497	64.8%	54.0%	52.2%	50.1%
% of FP17s for Band 1 Urgent Courses	310	5,679	5.5%	8.8%	9.2%	9.1%
% of FP17s Relating to Free Repair or Replacements	56	5,679	1.0%	0.9%	1.0%	0.8%
% of FP17s Relating to Continuations	99	5,679	1.7%	1.3%	1.4%	1.2%
% of Patients satisfied with the dentistry they have received	8	8	N/A	92.4%	93.1%	92.8%
% of Patients satisfied with the time they had to wait for an appointment	8	8	N/A	87.6%	89.5%	88.7%

* This is based on patients treated on this contract for their most recent course of treatment. Figures in italics indicate the base number of FP17s or Patient Questionnaire responses are less than 100. N/A is shown where the base number of responses is less than 10 during the period. % is calculated as Quantity/Base number*100

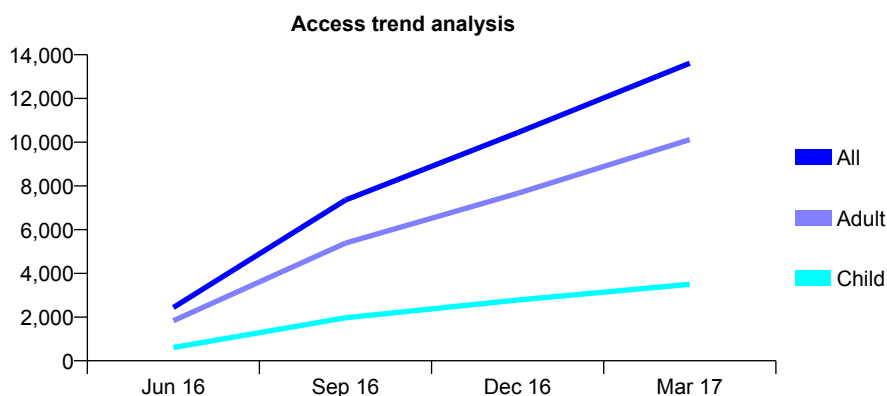
Q53 - Vital Signs At a Glance Contract Report for 100138/0000 - March 2017

Name or company name	Longfellow Road Partnership
Contract type name	GDS Contract
Purpose of contract	General
Contract start date	01/05/2016
Contract end date	

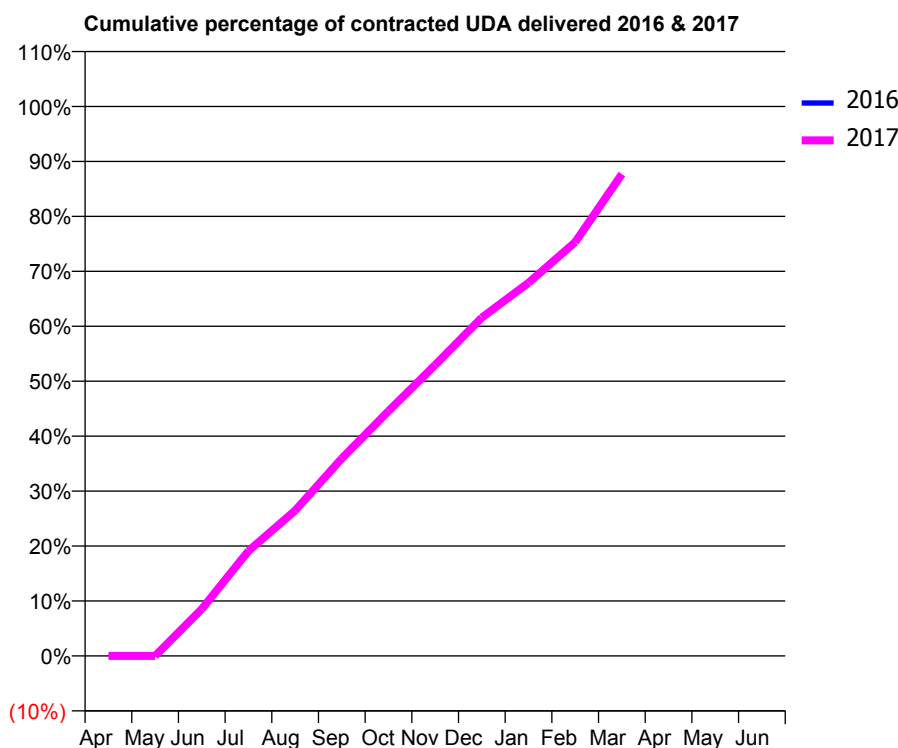
16/17 Contracted general activity (UDA)	45,281
Carry forward general activity (UDA)	0
16/17 Contracted orthodontic activity (UOA)	0
Carry forward orthodontic activity (UOA)	0
Baseline contract value	£1,076,296.28

ACCESS*

Patients seen in 24 months	Total	Change since previous quarter
Quarter ending March 2016	0	
Quarter ending June 2016	2,440	↑
Quarter ending September 2016	7,355	↑
Quarter ending December 2016	10,437	↑
Quarter ending March 2017	13,612	↑
Variance since March 2016	N/A	



ACTIVITY



Month	Adjusted Scheduled Activity (UDA)	
	2016	2017
April	0	0
May	0	0
June	0	3,876
July	0	8,651
August	0	11,979
September	0	16,283
October	0	20,185
November	0	23,977
December	0	27,887
January	0	30,756
February	0	34,101
March	0	39,704
April	0	
May	0	
June	0	

QUALITY

	Quantity	Base Number	Contract	AT	Region	England
% of FP17s for the same patient ID Re-attending within 3 months - Children	266	4,877	5.5%	9.9%	12.0%	12.3%
% of FP17s for the same patient ID Re-attending within 3 months - Adults	1,429	13,973	10.2%	13.6%	16.0%	16.7%
% of FP17s for the same patient ID Re-attending between 3 & 9 months - Children	1,109	4,877	22.7%	58.5%	58.8%	57.6%
% of FP17s for the same patient ID Re-attending between 3 & 9 months - Adults	2,927	13,973	20.9%	49.0%	51.2%	50.1%
% of FP17s for Band 1 Urgent Courses	965	18,850	5.1%	6.9%	8.0%	9.1%
% of FP17s Relating to Free Repair or Replacements	134	18,850	0.7%	0.8%	0.8%	0.8%
% of FP17s Relating to Continuations	63	18,850	0.3%	1.3%	1.2%	1.2%
% of Patients satisfied with the dentistry they have received	34	39	87.2%	92.7%	92.7%	92.8%
% of Patients satisfied with the time they had to wait for an appointment	35	39	89.7%	91.7%	89.1%	88.7%

* This is based on patients treated on this contract for their most recent course of treatment. Figures in italics indicate the base number of FP17s or Patient Questionnaire responses are less than 100. N/A is shown where the base number of responses is less than 10 during the period. % is calculated as Quantity/Base number*100

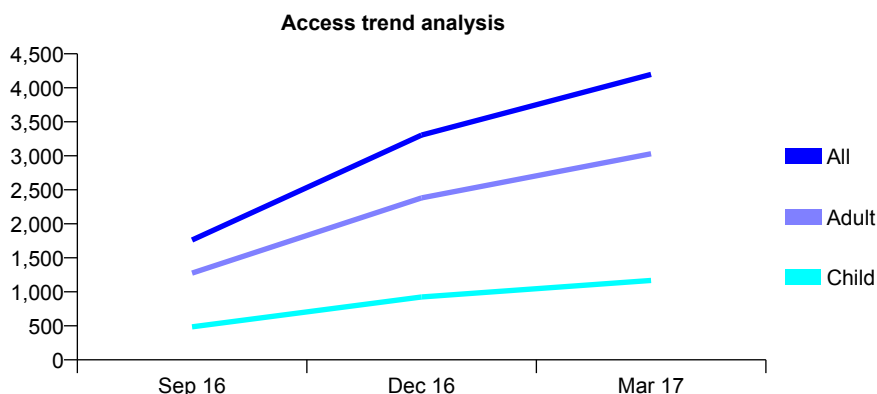
Q53 - Vital Signs At a Glance Contract Report for 100188/0000 - March 2017

Name or company name	High Street Dental Practice
Contract type name	GDS Contract
Purpose of contract	General
Contract start date	01/07/2016
Contract end date	

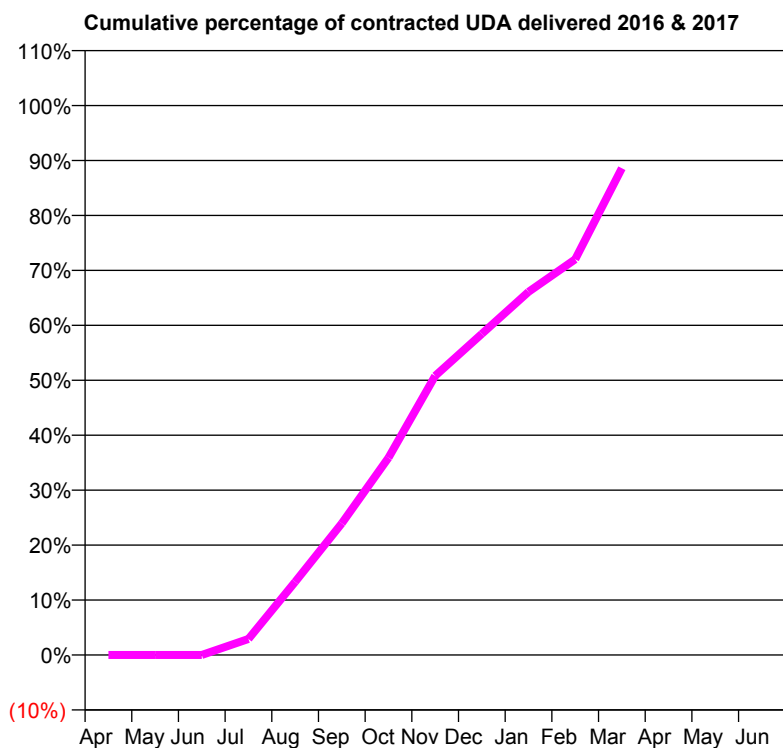
16/17 Contracted general activity (UDA)	10,677
Carry forward general activity (UDA)	0
16/17 Contracted orthodontic activity (UOA)	0
Carry forward orthodontic activity (UOA)	0
Baseline contract value	£227,848.51

ACCESS*

Patients seen in 24 months	Total	Change since previous quarter
Quarter ending March 2016	0	
Quarter ending June 2016	0	
Quarter ending September 2016	1,762	↑
Quarter ending December 2016	3,305	↑
Quarter ending March 2017	4,197	↑
Variance since March 2016	N/A	



ACTIVITY



Month	Adjusted Scheduled Activity (UDA)	
	2016	2017
April	0	0
May	0	0
June	0	0
July	0	311
August	0	1,420
September	0	2,557
October	0	3,834
November	0	5,424
December	0	6,240
January	0	7,057
February	0	7,689
March	0	9,459
April	0	
May	0	
June	0	

QUALITY

	Quantity	Base Number	Contract	AT	Region	England
% of FP17s for the same patient ID Re-attending within 3 months - Children	67	1,507	4.4%	9.9%	12.0%	12.3%
% of FP17s for the same patient ID Re-attending within 3 months - Adults	456	4,030	11.3%	13.6%	16.0%	16.7%
% of FP17s for the same patient ID Re-attending between 3 & 9 months - Children	242	1,507	16.1%	58.5%	58.8%	57.6%
% of FP17s for the same patient ID Re-attending between 3 & 9 months - Adults	591	4,030	14.7%	49.0%	51.2%	50.1%
% of FP17s for Band 1 Urgent Courses	176	5,537	3.2%	6.9%	8.0%	9.1%
% of FP17s Relating to Free Repair or Replacements	12	5,537	0.2%	0.8%	0.8%	0.8%
% of FP17s Relating to Continuations	161	5,537	2.9%	1.3%	1.2%	1.2%
% of Patients satisfied with the dentistry they have received	11	12	91.7%	92.7%	92.7%	92.8%
% of Patients satisfied with the time they had to wait for an appointment	12	12	100.0%	91.7%	89.1%	88.7%

* This is based on patients treated on this contract for their most recent course of treatment. Figures in italics indicate the base number of FP17s or Patient Questionnaire responses are less than 100. N/A is shown where the base number of responses is less than 10 during the period. % is calculated as Quantity/Base number*100

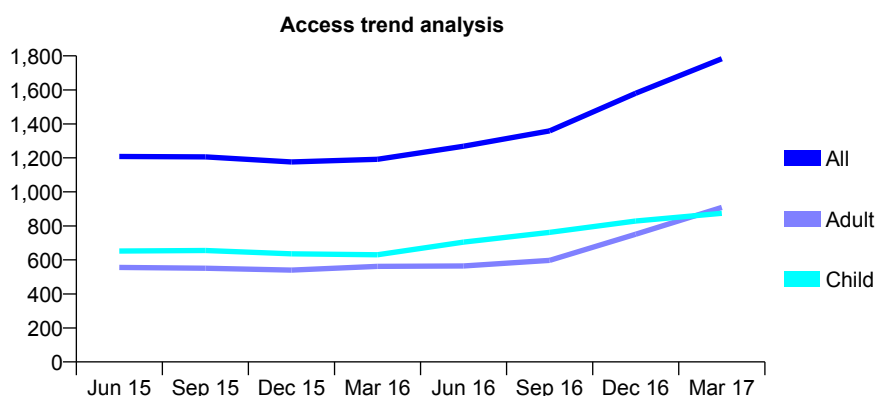
Q53 - Vital Signs At a Glance Contract Report for 101281/0108 - March 2017

Name or company name	OASIS DENTAL CARE LTD
Contract type name	GDS Contract
Purpose of contract	General
Contract start date	01/04/2006
Contract end date	

16/17 Contracted general activity (UDA)	4,000
Carry forward general activity (UDA)	0
16/17 Contracted orthodontic activity (UOA)	0
Carry forward orthodontic activity (UOA)	0
Baseline contract value	£93,814.26

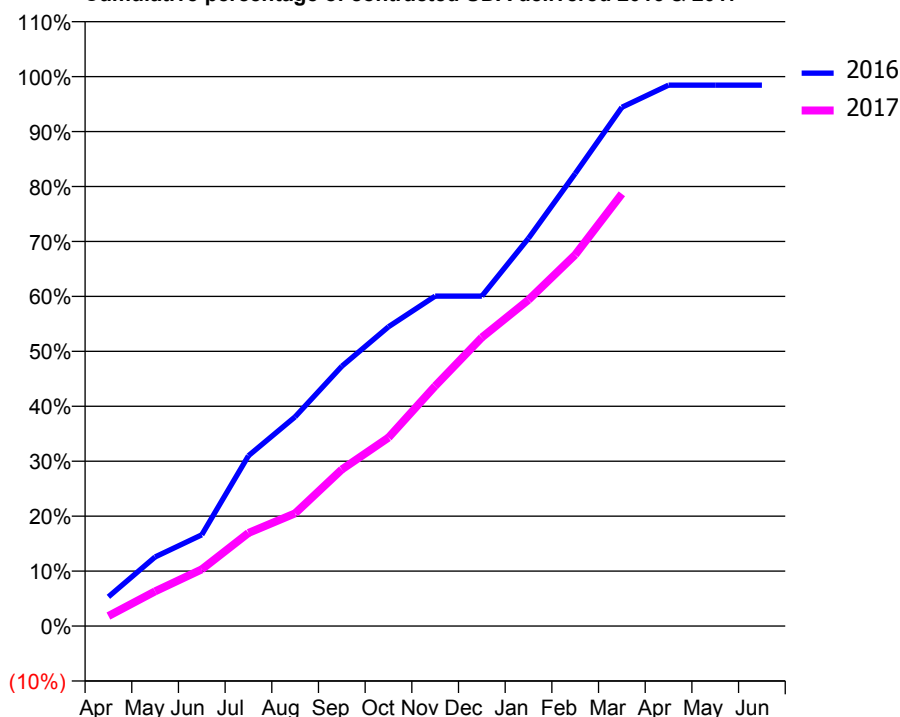
ACCESS*

Patients seen in 24 months	Total	Change since previous quarter
Quarter ending March 2016	1,192	
Quarter ending June 2016	1,269	↑
Quarter ending September 2016	1,359	↑
Quarter ending December 2016	1,580	↑
Quarter ending March 2017	1,783	↑
Variance since March 2016	49.6%	↑



ACTIVITY

Cumulative percentage of contracted UDA delivered 2016 & 2017



Adjusted Scheduled Activity (UDA)

Month	2016	2017
April	133	73
May	315	252
June	415	413
July	775	678
August	952	821
September	1,182	1,140
October	1,361	1,372
November	1,501	1,747
December	1,501	2,101
January	1,765	2,374
February	2,059	2,703
March	2,360	3,147
April	2,461	
May	2,461	
June	2,461	

QUALITY

	Quantity	Base Number	Contract	AT	Region	England
% of FP17s for the same patient ID Re-attending within 3 months - Children	78	1,297	6.0%	9.9%	12.0%	12.3%
% of FP17s for the same patient ID Re-attending within 3 months - Adults	106	998	10.6%	13.6%	16.0%	16.7%
% of FP17s for the same patient ID Re-attending between 3 & 9 months - Children	659	1,297	50.8%	58.5%	58.8%	57.6%
% of FP17s for the same patient ID Re-attending between 3 & 9 months - Adults	352	998	35.3%	49.0%	51.2%	50.1%
% of FP17s for Band 1 Urgent Courses	94	2,223	4.2%	6.9%	8.0%	9.1%
% of FP17s Relating to Free Repair or Replacements	6	2,223	0.3%	0.8%	0.8%	0.8%
% of FP17s Relating to Continuations	37	2,223	1.7%	1.3%	1.2%	1.2%
% of Patients satisfied with the dentistry they have received	5	6	N/A	92.7%	92.7%	92.8%
% of Patients satisfied with the time they had to wait for an appointment	5	6	N/A	91.7%	89.1%	88.7%

* This is based on patients treated on this contract for their most recent course of treatment. Figures in italics indicate the base number of FP17s or Patient Questionnaire responses are less than 100. N/A is shown where the base number of responses is less than 10 during the period. % is calculated as Quantity/Base number*100

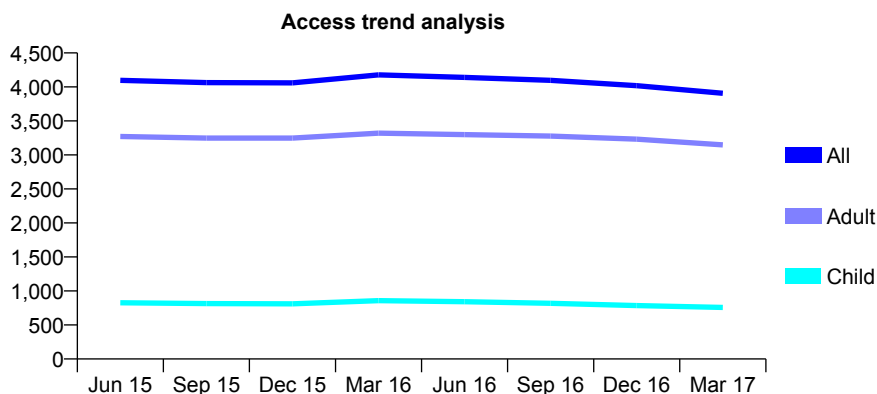
Q53 - Vital Signs At a Glance Contract Report for 101281/0134 - March 2017

Name or company name	OASIS DENTAL CARE LTD
Contract type name	GDS Contract
Purpose of contract	General
Contract start date	01/04/2006
Contract end date	

16/17 Contracted general activity (UDA)	12,151
Carry forward general activity (UDA)	-243
16/17 Contracted orthodontic activity (UOA)	0
Carry forward orthodontic activity (UOA)	0
Baseline contract value	£264,285.01

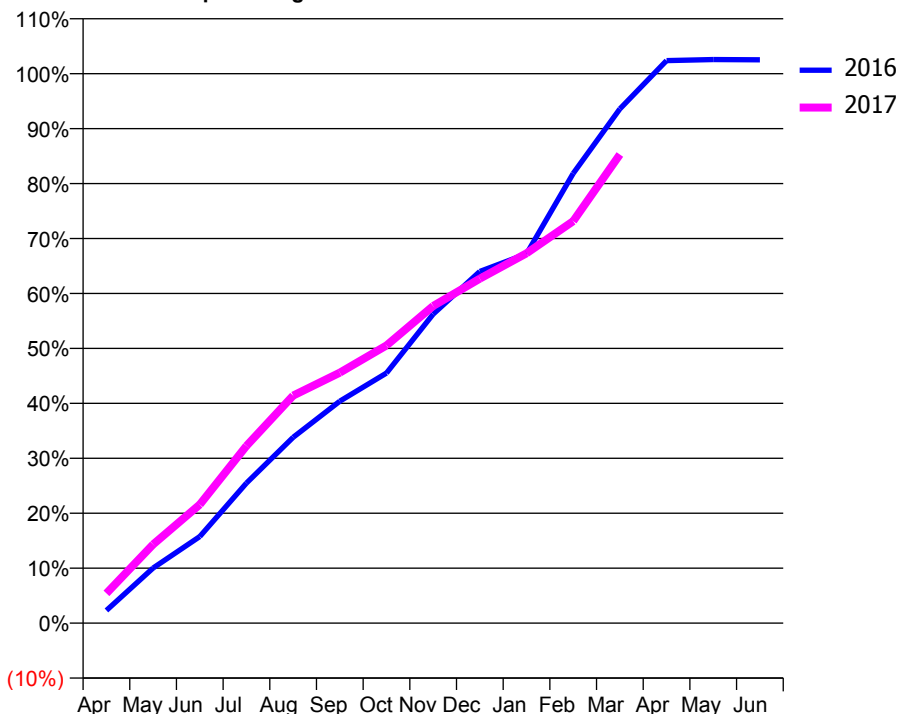
ACCESS*

Patients seen in 24 months	Total	Change since previous quarter
Quarter ending March 2016	4,177	
Quarter ending June 2016	4,141	→
Quarter ending September 2016	4,097	↓
Quarter ending December 2016	4,019	↓
Quarter ending March 2017	3,907	↓
Variance since March 2016	(6.5%)	↓



ACTIVITY

Cumulative percentage of contracted UDA delivered 2016 & 2017



Month	Adjusted Scheduled Activity (UDA)	
	2016	2017
April	281	660
May	1,219	1,742
June	1,914	2,622
July	3,097	3,920
August	4,109	5,033
September	4,907	5,540
October	5,529	6,141
November	6,835	7,013
December	7,778	7,618
January	8,165	8,179
February	9,943	8,890
March	11,372	10,362
April	12,440	
May	12,464	
June	12,457	

QUALITY

	Quantity	Base Number	Contract	AT	Region	England
% of FP17s for the same patient ID Re-attending within 3 months - Children	78	1,246	6.3%	9.9%	12.0%	12.3%
% of FP17s for the same patient ID Re-attending within 3 months - Adults	625	4,706	13.3%	13.6%	16.0%	16.7%
% of FP17s for the same patient ID Re-attending between 3 & 9 months - Children	885	1,246	71.0%	58.5%	58.8%	57.6%
% of FP17s for the same patient ID Re-attending between 3 & 9 months - Adults	3,237	4,706	68.8%	49.0%	51.2%	50.1%
% of FP17s for Band 1 Urgent Courses	383	5,613	6.8%	6.9%	8.0%	9.1%
% of FP17s Relating to Free Repair or Replacements	102	5,613	1.8%	0.8%	0.8%	0.8%
% of FP17s Relating to Continuations	35	5,613	0.6%	1.3%	1.2%	1.2%
% of Patients satisfied with the dentistry they have received	8	9	N/A	92.7%	92.7%	92.8%
% of Patients satisfied with the time they had to wait for an appointment	8	9	N/A	91.7%	89.1%	88.7%

* This is based on patients treated on this contract for their most recent course of treatment. Figures in italics indicate the base number of FP17s or Patient Questionnaire responses are less than 100. N/A is shown where the base number of responses is less than 10 during the period. % is calculated as Quantity/Base number*100

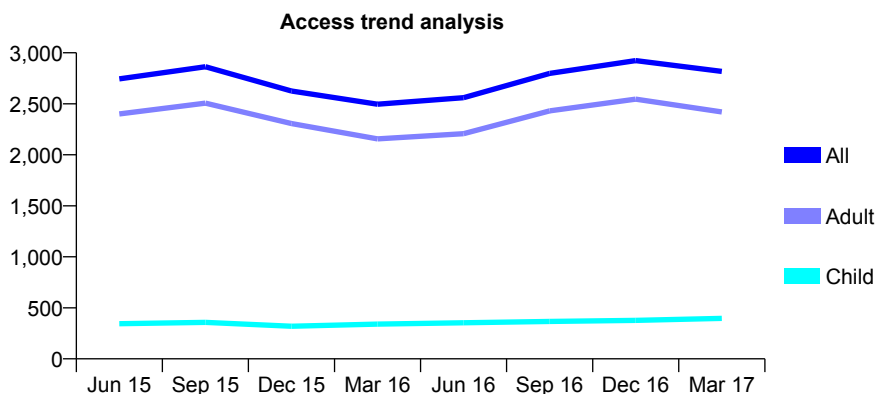
Q53 - Vital Signs At a Glance Contract Report for 101281/0149 - March 2017

Name or company name	OASIS DENTAL CARE LTD
Contract type name	GDS Contract
Purpose of contract	General
Contract start date	01/04/2006
Contract end date	

16/17 Contracted general activity (UDA)	7,534
Carry forward general activity (UDA)	-151
16/17 Contracted orthodontic activity (UOA)	0
Carry forward orthodontic activity (UOA)	0
Baseline contract value	£183,269.27

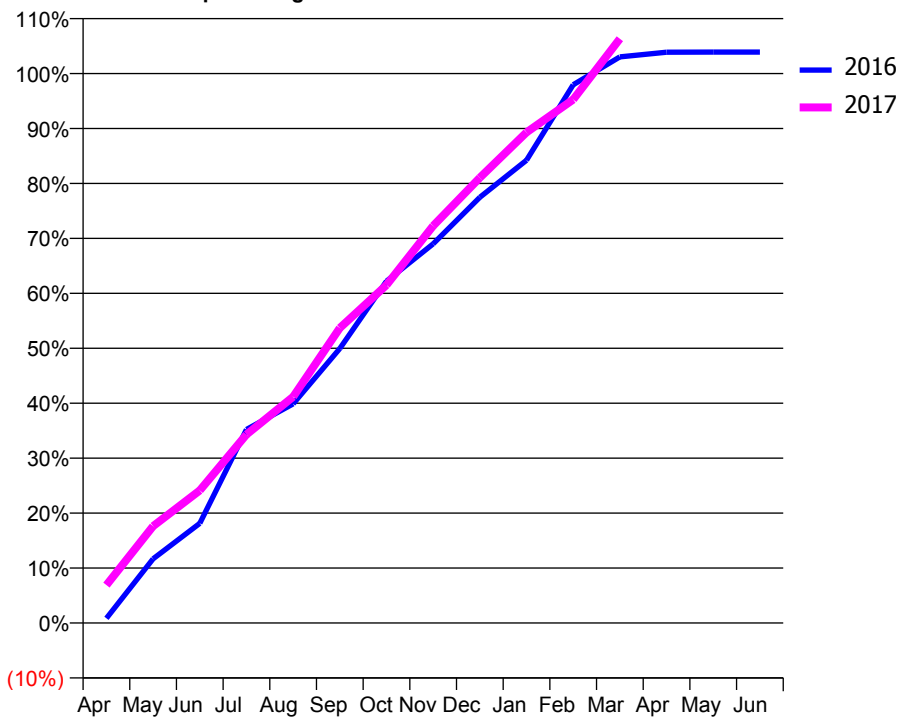
ACCESS*

Patients seen in 24 months	Total	Change since previous quarter
Quarter ending March 2016	2,496	
Quarter ending June 2016	2,560	↑
Quarter ending September 2016	2,798	↑
Quarter ending December 2016	2,923	↑
Quarter ending March 2017	2,817	↓
Variance since March 2016	12.9%	↑



ACTIVITY

Cumulative percentage of contracted UDA delivered 2016 & 2017



Month	Adjusted Scheduled Activity (UDA)	
	2016	2017
April	64	520
May	881	1,328
June	1,367	1,818
July	2,654	2,583
August	3,005	3,101
September	3,764	4,045
October	4,687	4,634
November	5,199	5,445
December	5,837	6,105
January	6,346	6,727
February	7,379	7,177
March	7,761	8,010
April	7,826	
May	7,828	
June	7,828	

QUALITY

	Quantity	Base Number	Contract	AT	Region	England
% of FP17s for the same patient ID Re-attending within 3 months - Children	42	619	6.8%	9.9%	12.0%	12.3%
% of FP17s for the same patient ID Re-attending within 3 months - Adults	317	3,768	8.4%	13.6%	16.0%	16.7%
% of FP17s for the same patient ID Re-attending between 3 & 9 months - Children	234	619	37.8%	58.5%	58.8%	57.6%
% of FP17s for the same patient ID Re-attending between 3 & 9 months - Adults	1,518	3,768	40.3%	49.0%	51.2%	50.1%
% of FP17s for Band 1 Urgent Courses	397	4,363	9.1%	6.9%	8.0%	9.1%
% of FP17s Relating to Free Repair or Replacements	52	4,363	1.2%	0.8%	0.8%	0.8%
% of FP17s Relating to Continuations	16	4,363	0.4%	1.3%	1.2%	1.2%
% of Patients satisfied with the dentistry they have received	4	4	N/A	92.7%	92.7%	92.8%
% of Patients satisfied with the time they had to wait for an appointment	3	4	N/A	91.7%	89.1%	88.7%

* This is based on patients treated on this contract for their most recent course of treatment. Figures in italics indicate the base number of FP17s or Patient Questionnaire responses are less than 100. N/A is shown where the base number of responses is less than 10 during the period. % is calculated as Quantity/Base number*100

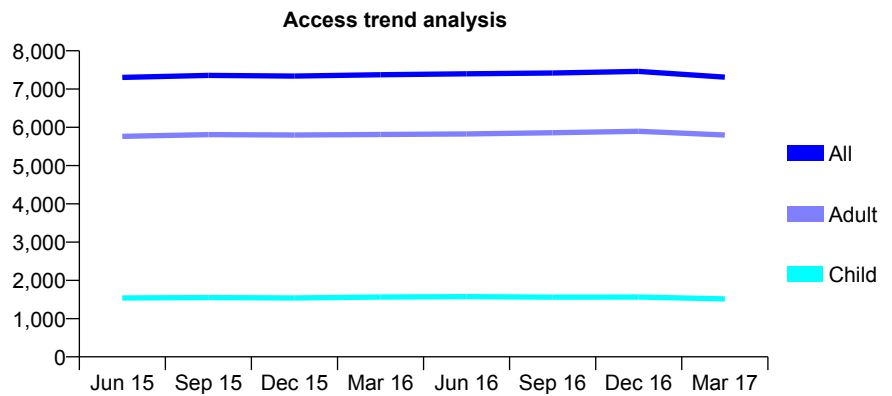
Q53 - Vital Signs At a Glance Contract Report for 101281/0164 - March 2017

Name or company name	OASIS DENTAL CARE LTD
Contract type name	GDS Contract
Purpose of contract	General
Contract start date	01/02/2007
Contract end date	

16/17 Contracted general activity (UDA)	21,454
Carry forward general activity (UDA)	-239
16/17 Contracted orthodontic activity (UOA)	0
Carry forward orthodontic activity (UOA)	0
Baseline contract value	£437,873.48

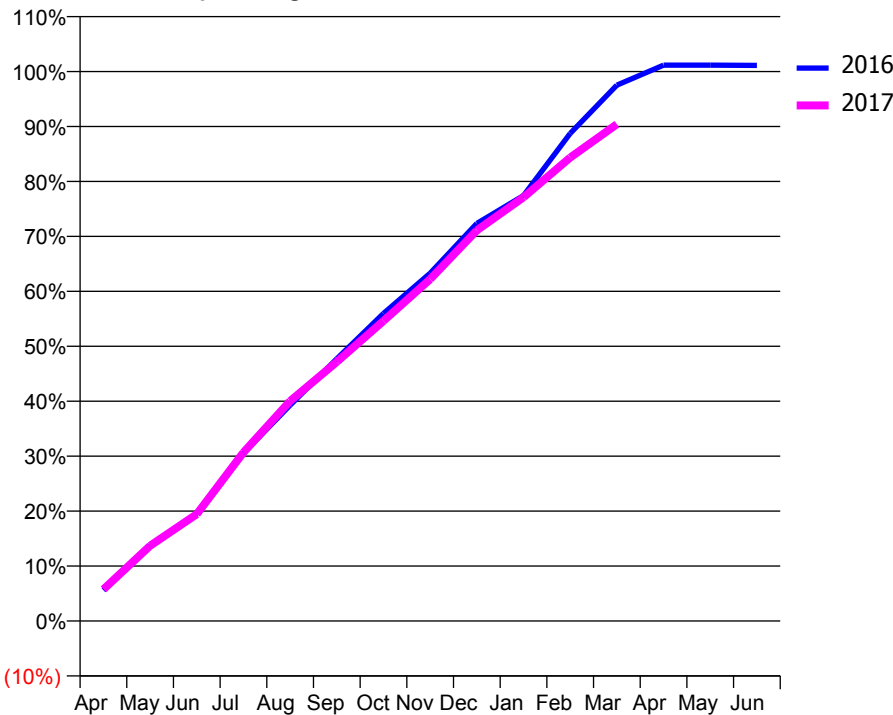
ACCESS*

Patients seen in 24 months	Total	Change since previous quarter
Quarter ending March 2016	7,373	
Quarter ending June 2016	7,400	→
Quarter ending September 2016	7,418	→
Quarter ending December 2016	7,460	→
Quarter ending March 2017	7,313	↓
Variance since March 2016	(0.8%)	→



ACTIVITY

Cumulative percentage of contracted UDA delivered 2016 & 2017



Month	Adjusted Scheduled Activity (UDA)	
	2016	2017
April	1,198	1,238
May	2,947	2,939
June	4,188	4,172
July	6,554	6,583
August	8,426	8,588
September	10,239	10,116
October	12,011	11,719
November	13,580	13,347
December	15,520	15,254
January	16,611	16,541
February	19,039	18,094
March	20,924	19,397
April	21,703	
May	21,705	
June	21,693	

QUALITY

	Quantity	Base Number	Contract	AT	Region	England
% of FP17s for the same patient ID Re-attending within 3 months - Children	264	2,467	10.7%	9.9%	12.0%	12.3%
% of FP17s for the same patient ID Re-attending within 3 months - Adults	1,485	8,463	17.5%	13.6%	16.0%	16.7%
% of FP17s for the same patient ID Re-attending between 3 & 9 months - Children	1,581	2,467	64.1%	58.5%	58.8%	57.6%
% of FP17s for the same patient ID Re-attending between 3 & 9 months - Adults	4,672	8,463	55.2%	49.0%	51.2%	50.1%
% of FP17s for Band 1 Urgent Courses	725	10,567	6.9%	6.9%	8.0%	9.1%
% of FP17s Relating to Free Repair or Replacements	172	10,567	1.6%	0.8%	0.8%	0.8%
% of FP17s Relating to Continuations	433	10,567	4.1%	1.3%	1.2%	1.2%
% of Patients satisfied with the dentistry they have received	9	10	90.0%	92.7%	92.7%	92.8%
% of Patients satisfied with the time they had to wait for an appointment	10	10	100.0%	91.7%	89.1%	88.7%

* This is based on patients treated on this contract for their most recent course of treatment. Figures in italics indicate the base number of FP17s or Patient Questionnaire responses are less than 100. N/A is shown where the base number of responses is less than 10 during the period. % is calculated as Quantity/Base number*100

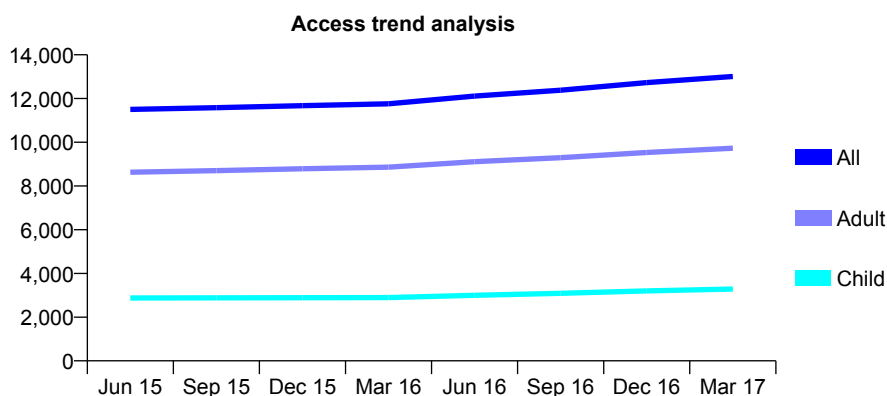
Q53 - Vital Signs At a Glance Contract Report for 101281/0166 - March 2017

Name or company name	OASIS DENTAL CARE LTD
Contract type name	GDS Contract
Purpose of contract	General
Contract start date	27/04/2007
Contract end date	

16/17 Contracted general activity (UDA)	36,300
Carry forward general activity (UDA)	0
16/17 Contracted orthodontic activity (UOA)	0
Carry forward orthodontic activity (UOA)	0
Baseline contract value	£744,013.68

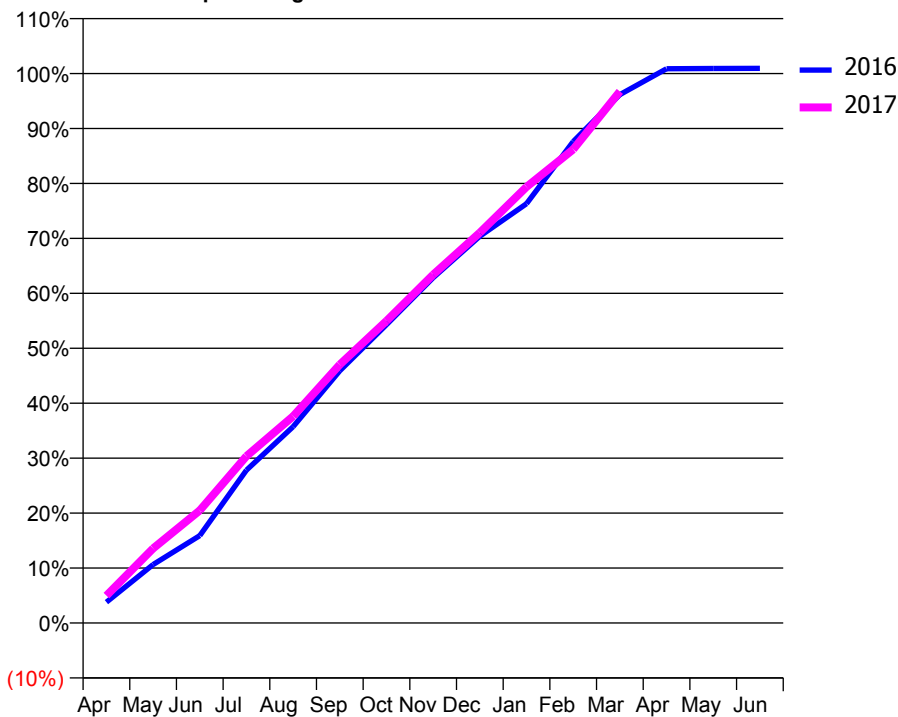
ACCESS*

Patients seen in 24 months	Total	Change since previous quarter
Quarter ending March 2016	11,756	
Quarter ending June 2016	12,110	↑
Quarter ending September 2016	12,382	↑
Quarter ending December 2016	12,731	↑
Quarter ending March 2017	13,011	↑
Variance since March 2016	10.7%	↑



ACTIVITY

Cumulative percentage of contracted UDA delivered 2016 & 2017



Month	Adjusted Scheduled Activity (UDA)	
	2016	2017
April	1,322	1,809
May	3,702	4,931
June	5,533	7,435
July	9,686	11,027
August	12,432	13,655
September	15,973	17,073
October	18,894	19,953
November	21,868	23,014
December	24,492	25,786
January	26,556	28,813
February	30,486	31,289
March	33,467	35,116
April	35,099	
May	35,118	
June	35,124	

QUALITY

	Quantity	Base Number	Contract	AT	Region	England
% of FP17s for the same patient ID Re-attending within 3 months - Children	387	5,211	7.4%	9.9%	12.0%	12.3%
% of FP17s for the same patient ID Re-attending within 3 months - Adults	2,258	14,649	15.4%	13.6%	16.0%	16.7%
% of FP17s for the same patient ID Re-attending between 3 & 9 months - Children	3,269	5,211	62.7%	58.5%	58.8%	57.6%
% of FP17s for the same patient ID Re-attending between 3 & 9 months - Adults	8,172	14,649	55.8%	49.0%	51.2%	50.1%
% of FP17s for Band 1 Urgent Courses	1,467	19,068	7.7%	6.9%	8.0%	9.1%
% of FP17s Relating to Free Repair or Replacements	329	19,068	1.7%	0.8%	0.8%	0.8%
% of FP17s Relating to Continuations	396	19,068	2.1%	1.3%	1.2%	1.2%
% of Patients satisfied with the dentistry they have received	25	29	86.2%	92.7%	92.7%	92.8%
% of Patients satisfied with the time they had to wait for an appointment	28	29	96.6%	91.7%	89.1%	88.7%

* This is based on patients treated on this contract for their most recent course of treatment. Figures in italics indicate the base number of FP17s or Patient Questionnaire responses are less than 100. N/A is shown where the base number of responses is less than 10 during the period. % is calculated as Quantity/Base number*100

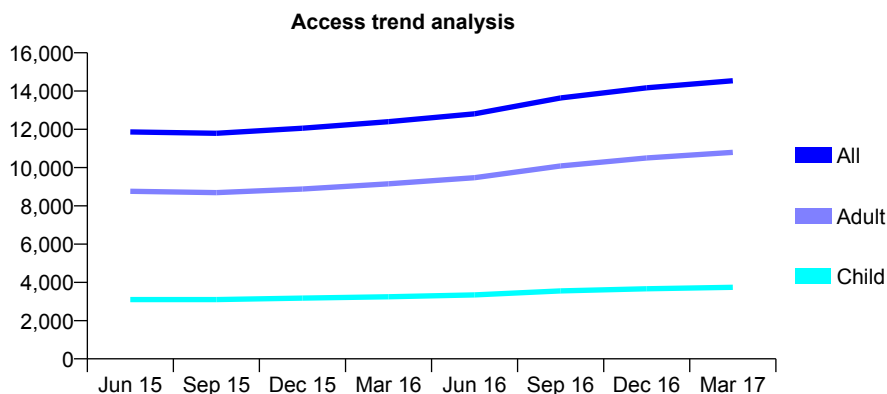
Q53 - Vital Signs At a Glance Contract Report for 101281/0172 - March 2017

Name or company name	OASIS DENTAL CARE LTD
Contract type name	GDS Contract
Purpose of contract	General
Contract start date	01/11/2007
Contract end date	

16/17 Contracted general activity (UDA)	40,086
Carry forward general activity (UDA)	0
16/17 Contracted orthodontic activity (UOA)	0
Carry forward orthodontic activity (UOA)	0
Baseline contract value	£1,061,381.55

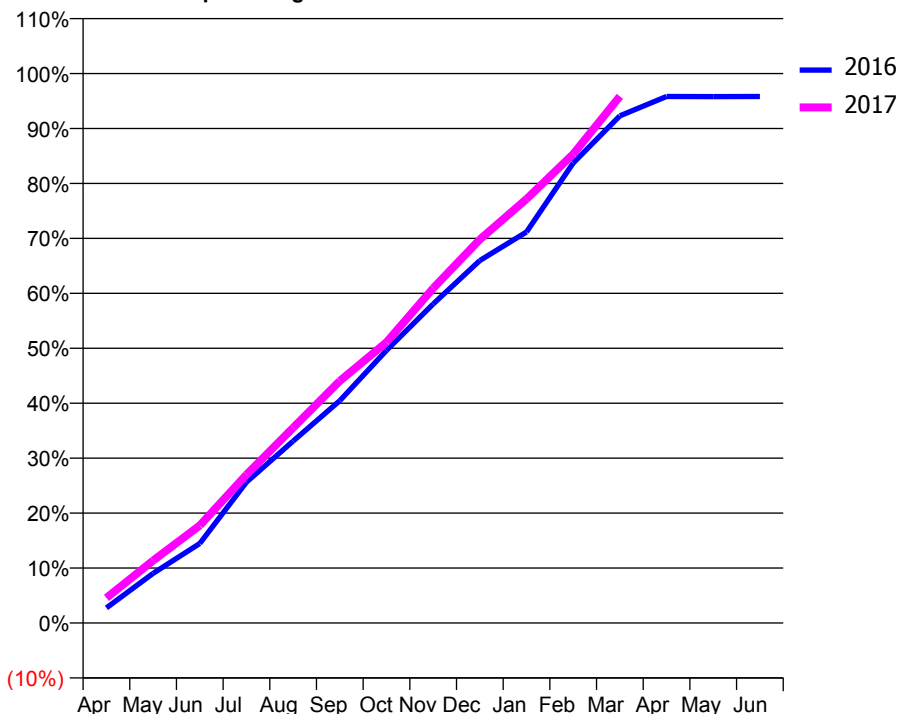
ACCESS*

Patients seen in 24 months	Total	Change since previous quarter
Quarter ending March 2016	12,398	
Quarter ending June 2016	12,812	↑
Quarter ending September 2016	13,640	↑
Quarter ending December 2016	14,172	↑
Quarter ending March 2017	14,539	↑
Variance since March 2016	17.3%	↑



ACTIVITY

Cumulative percentage of contracted UDA delivered 2016 & 2017



Month	Adjusted Scheduled Activity (UDA)	
	2016	2017
April	1,106	1,830
May	3,624	4,554
June	5,806	7,118
July	10,277	10,821
August	13,275	14,247
September	16,218	17,661
October	19,886	20,480
November	23,272	24,422
December	26,449	27,980
January	28,522	30,924
February	33,557	34,202
March	37,004	38,417
April	38,409	
May	38,398	
June	38,412	

QUALITY

	Quantity	Base Number	Contract	AT	Region	England
% of FP17s for the same patient ID Re-attending within 3 months - Children	1,104	6,719	16.4%	9.9%	12.0%	12.3%
% of FP17s for the same patient ID Re-attending within 3 months - Adults	1,806	14,761	12.2%	13.6%	16.0%	16.7%
% of FP17s for the same patient ID Re-attending between 3 & 9 months - Children	3,682	6,719	54.8%	58.5%	58.8%	57.6%
% of FP17s for the same patient ID Re-attending between 3 & 9 months - Adults	7,530	14,761	51.0%	49.0%	51.2%	50.1%
% of FP17s for Band 1 Urgent Courses	1,726	20,663	8.4%	6.9%	8.0%	9.1%
% of FP17s Relating to Free Repair or Replacements	106	20,663	0.5%	0.8%	0.8%	0.8%
% of FP17s Relating to Continuations	286	20,663	1.4%	1.3%	1.2%	1.2%
% of Patients satisfied with the dentistry they have received	20	26	76.9%	92.7%	92.7%	92.8%
% of Patients satisfied with the time they had to wait for an appointment	23	26	88.5%	91.7%	89.1%	88.7%

* This is based on patients treated on this contract for their most recent course of treatment. Figures in italics indicate the base number of FP17s or Patient Questionnaire responses are less than 100. N/A is shown where the base number of responses is less than 10 during the period. % is calculated as Quantity/Base number*100

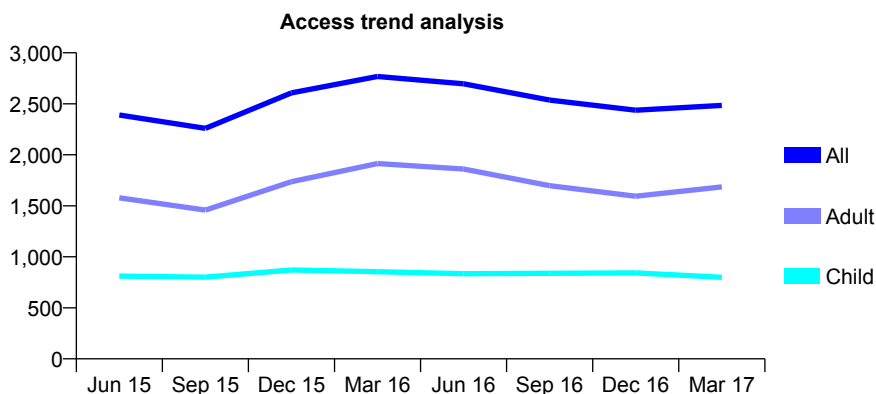
Q53 - Vital Signs At a Glance Contract Report for 101281/0219 - March 2017

Name or company name	OASIS DENTAL CARE LTD
Contract type name	PDS Plus Contract
Purpose of contract	General
Contract start date	01/10/2010
Contract end date	31/03/2017

16/17 Contracted general activity (UDA)	6,000
Carry forward general activity (UDA)	-120
16/17 Contracted orthodontic activity (UOA)	0
Carry forward orthodontic activity (UOA)	0
Baseline contract value	£87,572.25

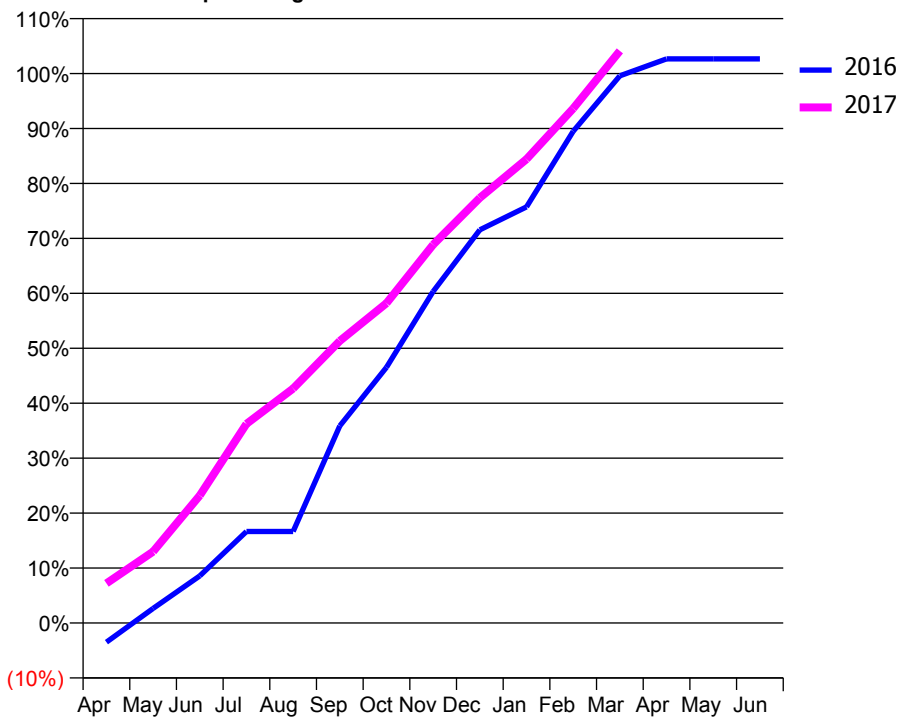
ACCESS*

Patients seen in 24 months	Total	Change since previous quarter
Quarter ending March 2016	2,768	
Quarter ending June 2016	2,696	↓
Quarter ending September 2016	2,536	↓
Quarter ending December 2016	2,437	↓
Quarter ending March 2017	2,484	→
Variance since March 2016	(10.3%)	↓



ACTIVITY

Cumulative percentage of contracted UDA delivered 2016 & 2017



Month	Adjusted Scheduled Activity (UDA)	
	2016	2017
April	-210	433
May	159	780
June	515	1,392
July	999	2,175
August	999	2,560
September	2,152	3,081
October	2,792	3,492
November	3,621	4,132
December	4,293	4,642
January	4,543	5,064
February	5,369	5,618
March	5,974	6,247
April	6,159	
May	6,159	
June	6,159	

QUALITY

	Quantity	Base Number	Contract	AT	Region	England
% of FP17s for the same patient ID Re-attending within 3 months - Children	47	1,318	3.6%	9.9%	12.0%	12.3%
% of FP17s for the same patient ID Re-attending within 3 months - Adults	128	2,551	5.0%	13.6%	16.0%	16.7%
% of FP17s for the same patient ID Re-attending between 3 & 9 months - Children	840	1,318	63.7%	58.5%	58.8%	57.6%
% of FP17s for the same patient ID Re-attending between 3 & 9 months - Adults	1,001	2,551	39.2%	49.0%	51.2%	50.1%
% of FP17s for Band 1 Urgent Courses	202	3,770	5.4%	6.9%	8.0%	9.1%
% of FP17s Relating to Free Repair or Replacements	20	3,770	0.5%	0.8%	0.8%	0.8%
% of FP17s Relating to Continuations	18	3,770	0.5%	1.3%	1.2%	1.2%
% of Patients satisfied with the dentistry they have received	6	6	N/A	92.7%	92.7%	92.8%
% of Patients satisfied with the time they had to wait for an appointment	6	6	N/A	91.7%	89.1%	88.7%

* This is based on patients treated on this contract for their most recent course of treatment. Figures in italics indicate the base number of FP17s or Patient Questionnaire responses are less than 100. N/A is shown where the base number of responses is less than 10 during the period. % is calculated as Quantity/Base number*100

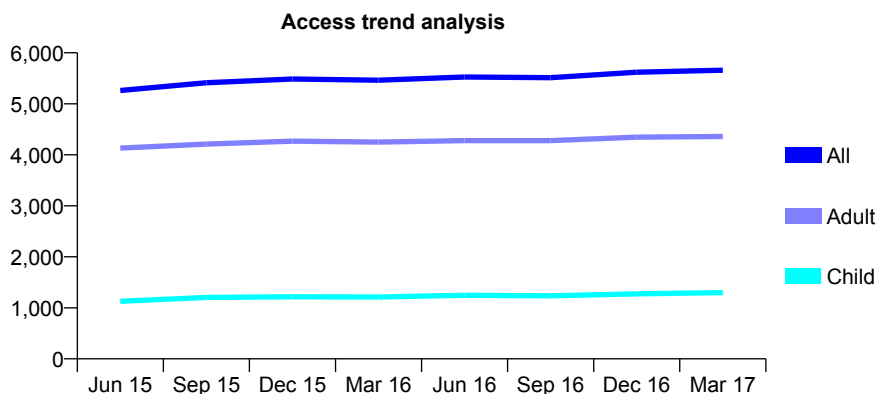
Q53 - Vital Signs At a Glance Contract Report for 101281/0225 - March 2017

Name or company name	OASIS DENTAL CARE LTD
Contract type name	PDS Plus Contract
Purpose of contract	General
Contract start date	01/09/2010
Contract end date	31/03/2017

16/17 Contracted general activity (UDA)	16,078
Carry forward general activity (UDA)	541
16/17 Contracted orthodontic activity (UOA)	0
Carry forward orthodontic activity (UOA)	0
Baseline contract value	£183,030.62

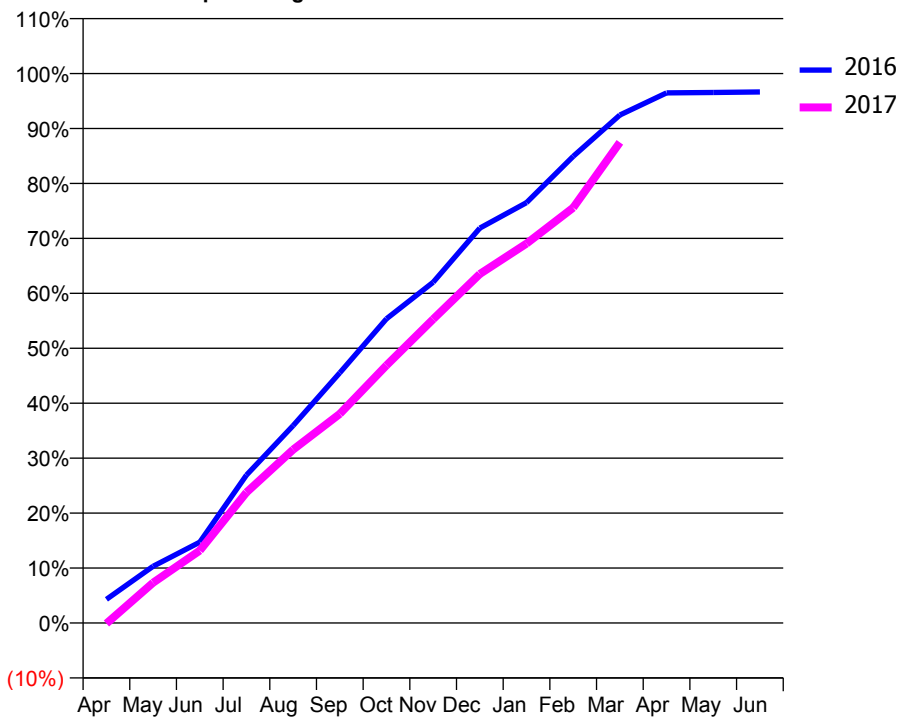
ACCESS*

Patients seen in 24 months	Total	Change since previous quarter
Quarter ending March 2016	5,462	
Quarter ending June 2016	5,525	→
Quarter ending September 2016	5,513	→
Quarter ending December 2016	5,620	→
Quarter ending March 2017	5,658	→
Variance since March 2016	3.6%	↑



ACTIVITY

Cumulative percentage of contracted UDA delivered 2016 & 2017



Month	Adjusted Scheduled Activity (UDA)	
	2016	2017
April	693	-18
May	1,659	1,181
June	2,368	2,122
July	4,330	3,821
August	5,776	5,075
September	7,320	6,121
October	8,903	7,538
November	9,972	8,892
December	11,554	10,213
January	12,299	11,103
February	13,654	12,152
March	14,864	14,063
April	15,512	
May	15,523	
June	15,537	

QUALITY

	Quantity	Base Number	Contract	AT	Region	England
% of FP17s for the same patient ID Re-attending within 3 months - Children	100	1,906	5.2%	9.9%	12.0%	12.3%
% of FP17s for the same patient ID Re-attending within 3 months - Adults	740	5,491	13.5%	13.6%	16.0%	16.7%
% of FP17s for the same patient ID Re-attending between 3 & 9 months - Children	1,203	1,906	63.1%	58.5%	58.8%	57.6%
% of FP17s for the same patient ID Re-attending between 3 & 9 months - Adults	2,318	5,491	42.2%	49.0%	51.2%	50.1%
% of FP17s for Band 1 Urgent Courses	843	7,111	11.9%	6.9%	8.0%	9.1%
% of FP17s Relating to Free Repair or Replacements	54	7,111	0.8%	0.8%	0.8%	0.8%
% of FP17s Relating to Continuations	9	7,111	0.1%	1.3%	1.2%	1.2%
% of Patients satisfied with the dentistry they have received	18	20	90.0%	92.7%	92.7%	92.8%
% of Patients satisfied with the time they had to wait for an appointment	20	20	100.0%	91.7%	89.1%	88.7%

* This is based on patients treated on this contract for their most recent course of treatment. Figures in italics indicate the base number of FP17s or Patient Questionnaire responses are less than 100. N/A is shown where the base number of responses is less than 10 during the period. % is calculated as Quantity/Base number*100

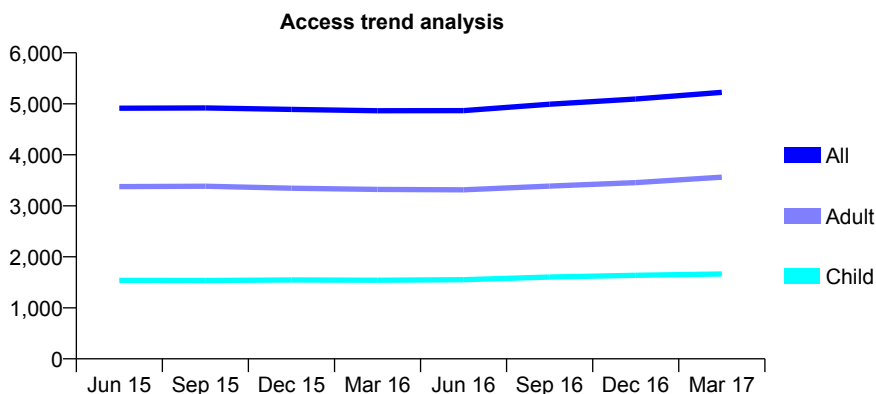
Q53 - Vital Signs At a Glance Contract Report for 101362/0005 - March 2017

Name or company name	Rodericks Dental Limited
Contract type name	GDS Contract
Purpose of contract	General
Contract start date	01/04/2008
Contract end date	

16/17 Contracted general activity (UDA)	14,000
Carry forward general activity (UDA)	-266
16/17 Contracted orthodontic activity (UOA)	0
Carry forward orthodontic activity (UOA)	0
Baseline contract value	£326,717.79

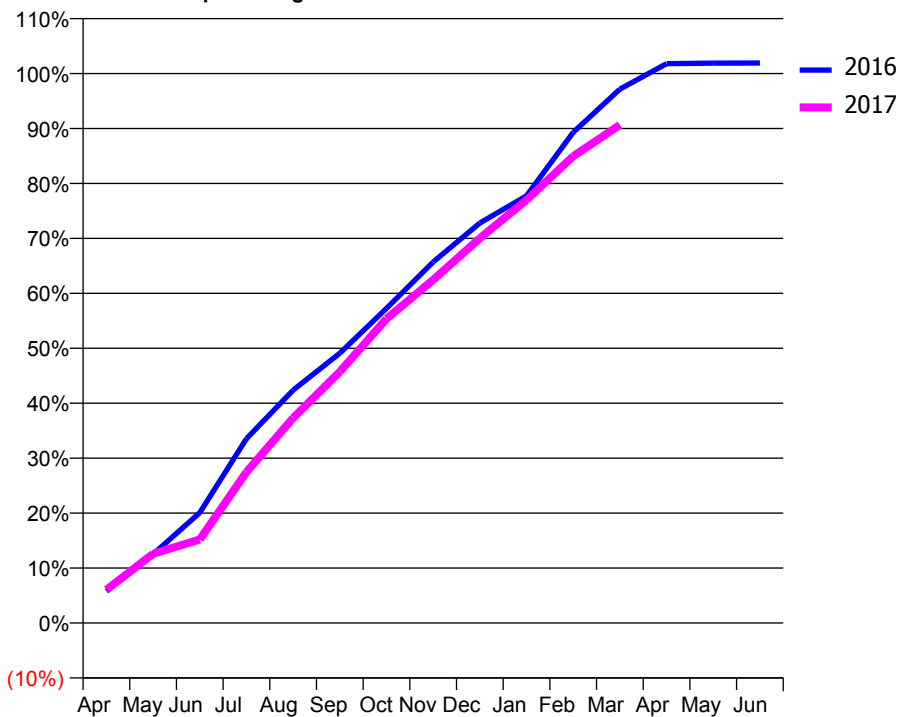
ACCESS*

Patients seen in 24 months	Total	Change since previous quarter
Quarter ending March 2016	4,863	
Quarter ending June 2016	4,867	→
Quarter ending September 2016	4,991	↑
Quarter ending December 2016	5,093	↑
Quarter ending March 2017	5,224	↑
Variance since March 2016	7.4%	↑



ACTIVITY

Cumulative percentage of contracted UDA delivered 2016 & 2017



Month	Adjusted Scheduled Activity (UDA)	
	2016	2017
April	812	846
May	1,756	1,766
June	2,813	2,130
July	4,696	3,849
August	5,933	5,222
September	6,875	6,403
October	8,018	7,752
November	9,199	8,743
December	10,192	9,802
January	10,885	10,777
February	12,502	11,892
March	13,601	12,689
April	14,249	
May	14,264	
June	14,266	

QUALITY

	Quantity	Base Number	Contract	AT	Region	England
% of FP17s for the same patient ID Re-attending within 3 months - Children	126	2,083	6.0%	9.9%	12.0%	12.3%
% of FP17s for the same patient ID Re-attending within 3 months - Adults	390	4,097	9.5%	13.6%	16.0%	16.7%
% of FP17s for the same patient ID Re-attending between 3 & 9 months - Children	1,036	2,083	49.7%	58.5%	58.8%	57.6%
% of FP17s for the same patient ID Re-attending between 3 & 9 months - Adults	1,970	4,097	48.1%	49.0%	51.2%	50.1%
% of FP17s for Band 1 Urgent Courses	236	5,590	4.2%	6.9%	8.0%	9.1%
% of FP17s Relating to Free Repair or Replacements	21	5,590	0.4%	0.8%	0.8%	0.8%
% of FP17s Relating to Continuations	28	5,590	0.5%	1.3%	1.2%	1.2%
% of Patients satisfied with the dentistry they have received	6	6	N/A	92.7%	92.7%	92.8%
% of Patients satisfied with the time they had to wait for an appointment	5	6	N/A	91.7%	89.1%	88.7%

* This is based on patients treated on this contract for their most recent course of treatment. Figures in italics indicate the base number of FP17s or Patient Questionnaire responses are less than 100. N/A is shown where the base number of responses is less than 10 during the period. % is calculated as Quantity/Base number*100

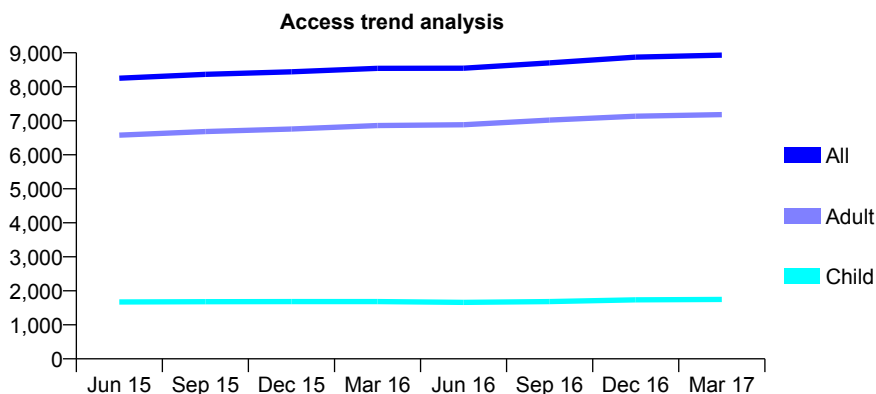
Q53 - Vital Signs At a Glance Contract Report for 101435/0091 - March 2017

Name or company name	IDH Limited
Contract type name	GDS Contract
Purpose of contract	General
Contract start date	01/03/2008
Contract end date	

16/17 Contracted general activity (UDA)	23,435
Carry forward general activity (UDA)	0
16/17 Contracted orthodontic activity (UOA)	0
Carry forward orthodontic activity (UOA)	0
Baseline contract value	£573,409.14

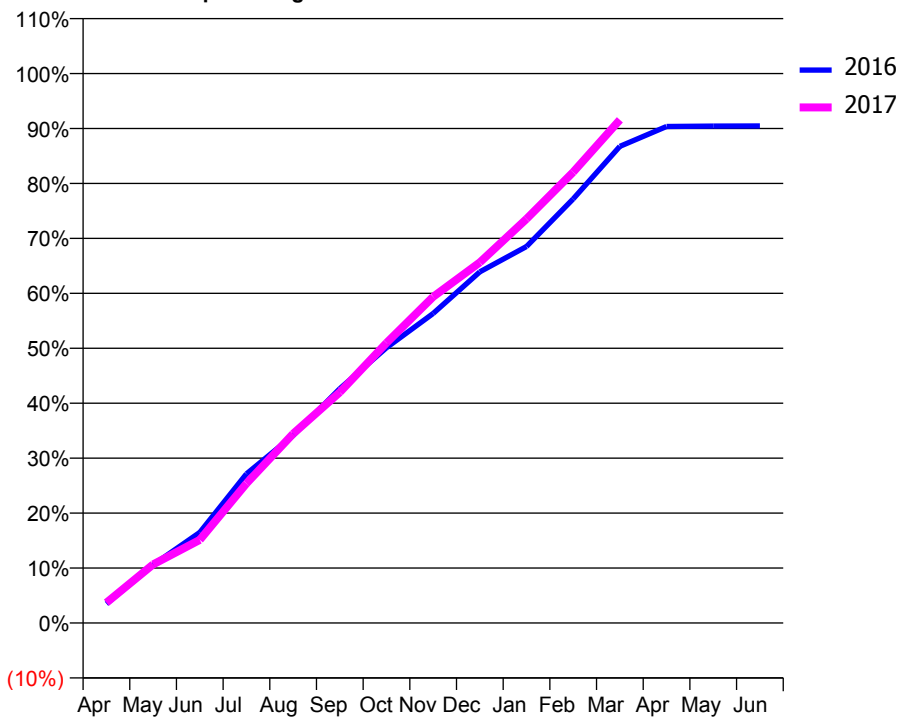
ACCESS*

Patients seen in 24 months	Total	Change since previous quarter
Quarter ending March 2016	8,545	
Quarter ending June 2016	8,547	→
Quarter ending September 2016	8,704	→
Quarter ending December 2016	8,872	→
Quarter ending March 2017	8,930	→
Variance since March 2016	4.5%	↑



ACTIVITY

Cumulative percentage of contracted UDA delivered 2016 & 2017



Month	Adjusted Scheduled Activity (UDA)	
	2016	2017
April	819	869
May	2,480	2,499
June	3,866	3,546
July	6,359	5,954
August	7,998	8,072
September	9,994	9,841
October	11,743	11,947
November	13,204	13,912
December	14,975	15,381
January	16,059	17,235
February	18,090	19,228
March	20,327	21,459
April	21,178	
May	21,190	
June	21,199	

QUALITY

	Quantity	Base Number	Contract	AT	Region	England
% of FP17s for the same patient ID Re-attending within 3 months - Children	123	2,488	4.9%	9.9%	12.0%	12.3%
% of FP17s for the same patient ID Re-attending within 3 months - Adults	1,106	9,276	11.9%	13.6%	16.0%	16.7%
% of FP17s for the same patient ID Re-attending between 3 & 9 months - Children	1,408	2,488	56.6%	58.5%	58.8%	57.6%
% of FP17s for the same patient ID Re-attending between 3 & 9 months - Adults	4,442	9,276	47.9%	49.0%	51.2%	50.1%
% of FP17s for Band 1 Urgent Courses	738	11,303	6.5%	6.9%	8.0%	9.1%
% of FP17s Relating to Free Repair or Replacements	40	11,303	0.4%	0.8%	0.8%	0.8%
% of FP17s Relating to Continuations	208	11,303	1.8%	1.3%	1.2%	1.2%
% of Patients satisfied with the dentistry they have received	19	19	100.0%	92.7%	92.7%	92.8%
% of Patients satisfied with the time they had to wait for an appointment	17	19	89.5%	91.7%	89.1%	88.7%

* This is based on patients treated on this contract for their most recent course of treatment. Figures in italics indicate the base number of FP17s or Patient Questionnaire responses are less than 100. N/A is shown where the base number of responses is less than 10 during the period. % is calculated as Quantity/Base number*100

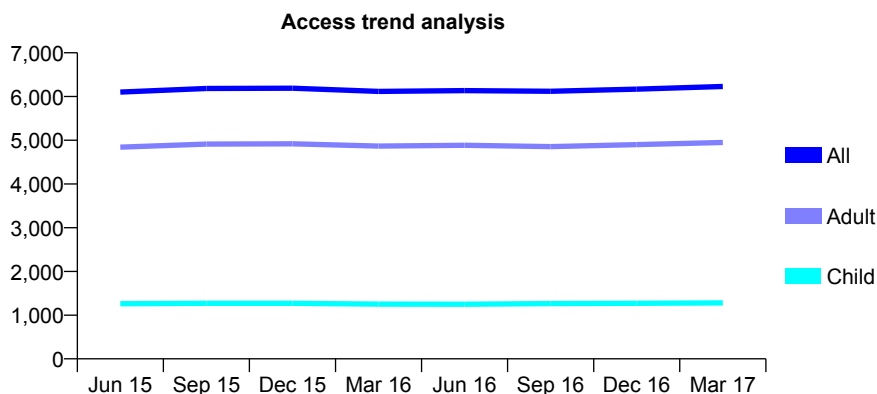
Q53 - Vital Signs At a Glance Contract Report for 101435/0098 - March 2017

Name or company name	IDH Limited
Contract type name	GDS Contract
Purpose of contract	General
Contract start date	01/05/2008
Contract end date	

16/17 Contracted general activity (UDA)	17,250
Carry forward general activity (UDA)	646
16/17 Contracted orthodontic activity (UOA)	0
Carry forward orthodontic activity (UOA)	0
Baseline contract value	£403,149.33

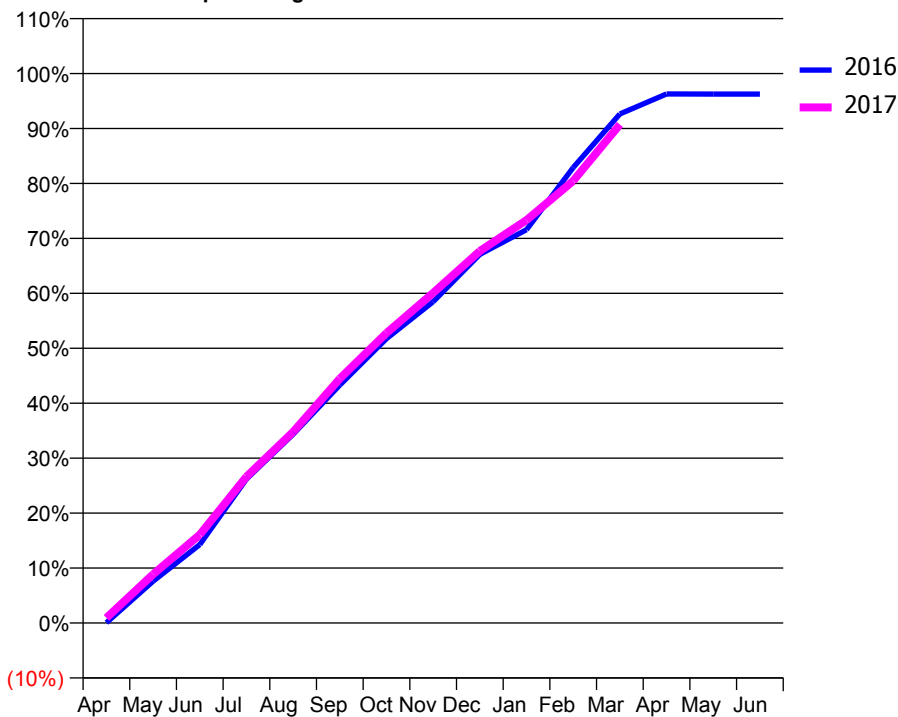
ACCESS*

Patients seen in 24 months	Total	Change since previous quarter
Quarter ending March 2016	6,118	
Quarter ending June 2016	6,134	→
Quarter ending September 2016	6,119	→
Quarter ending December 2016	6,168	→
Quarter ending March 2017	6,229	→
Variance since March 2016	1.8%	→



ACTIVITY

Cumulative percentage of contracted UDA delivered 2016 & 2017



Month	Adjusted Scheduled Activity (UDA)	
	2016	2017
April	10	162
May	1,314	1,529
June	2,463	2,773
July	4,518	4,595
August	5,927	6,001
September	7,471	7,672
October	8,925	9,103
November	10,086	10,364
December	11,571	11,677
January	12,348	12,648
February	14,296	13,878
March	15,979	15,648
April	16,608	
May	16,604	
June	16,604	

QUALITY

	Quantity	Base Number	Contract	AT	Region	England
% of FP17s for the same patient ID Re-attending within 3 months - Children	76	1,578	4.8%	9.9%	12.0%	12.3%
% of FP17s for the same patient ID Re-attending within 3 months - Adults	460	5,204	8.8%	13.6%	16.0%	16.7%
% of FP17s for the same patient ID Re-attending between 3 & 9 months - Children	666	1,578	42.2%	58.5%	58.8%	57.6%
% of FP17s for the same patient ID Re-attending between 3 & 9 months - Adults	2,005	5,204	38.5%	49.0%	51.2%	50.1%
% of FP17s for Band 1 Urgent Courses	249	6,530	3.8%	6.9%	8.0%	9.1%
% of FP17s Relating to Free Repair or Replacements	28	6,530	0.4%	0.8%	0.8%	0.8%
% of FP17s Relating to Continuations	117	6,530	1.8%	1.3%	1.2%	1.2%
% of Patients satisfied with the dentistry they have received	18	21	85.7%	92.7%	92.7%	92.8%
% of Patients satisfied with the time they had to wait for an appointment	18	21	85.7%	91.7%	89.1%	88.7%

* This is based on patients treated on this contract for their most recent course of treatment. Figures in italics indicate the base number of FP17s or Patient Questionnaire responses are less than 100. N/A is shown where the base number of responses is less than 10 during the period. % is calculated as Quantity/Base number*100

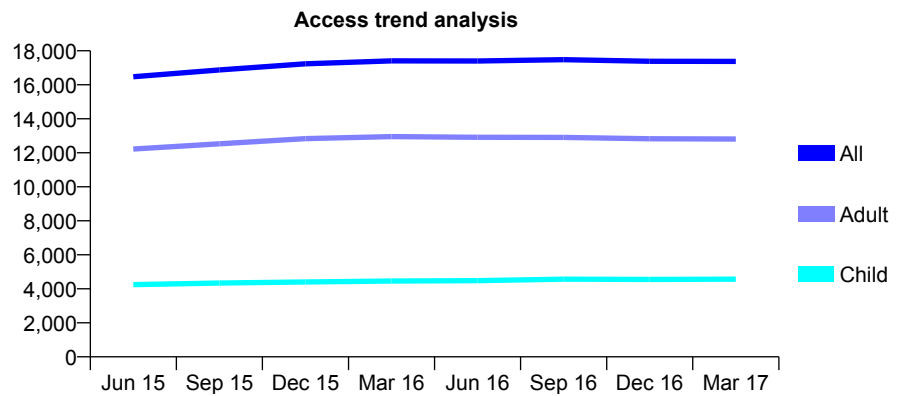
Q53 - Vital Signs At a Glance Contract Report for 101435/0102 - March 2017

Name or company name	IDH Limited
Contract type name	GDS Contract
Purpose of contract	General
Contract start date	01/06/2008
Contract end date	

16/17 Contracted general activity (UDA)	54,777
Carry forward general activity (UDA)	0
16/17 Contracted orthodontic activity (UOA)	0
Carry forward orthodontic activity (UOA)	0
Baseline contract value	£1,434,679.70

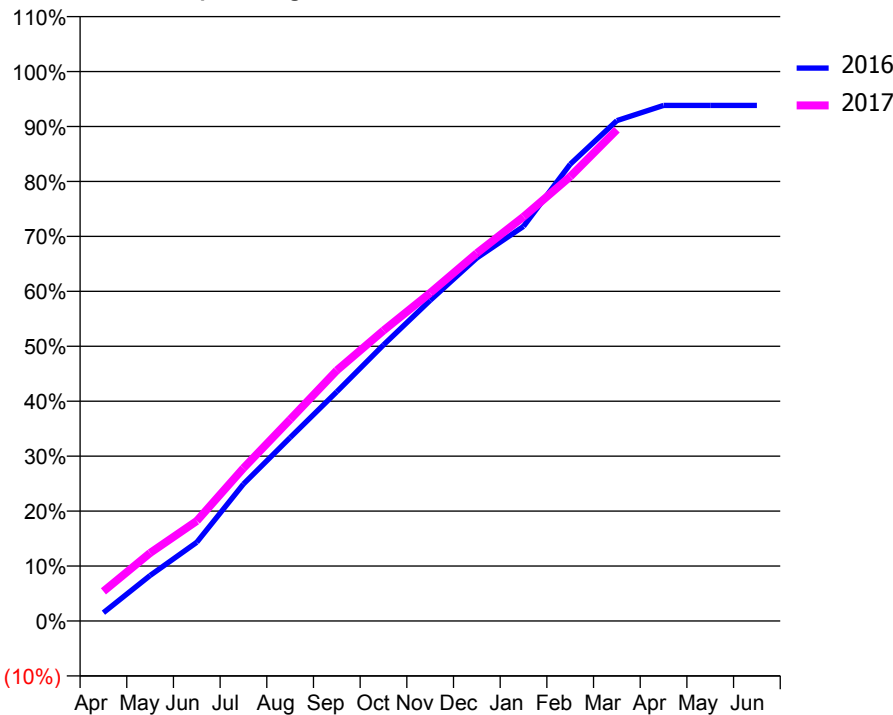
ACCESS*

Patients seen in 24 months	Total	Change since previous quarter
Quarter ending March 2016	17,407	
Quarter ending June 2016	17,399	→
Quarter ending September 2016	17,481	→
Quarter ending December 2016	17,383	→
Quarter ending March 2017	17,376	→
Variance since March 2016	(0.2%)	→



ACTIVITY

Cumulative percentage of contracted UDA delivered 2016 & 2017



Month	Adjusted Scheduled Activity (UDA)	
	2016	2017
April	824	2,952
May	4,540	6,785
June	7,849	9,972
July	13,656	15,238
August	18,289	20,089
September	22,857	24,978
October	27,527	28,954
November	31,956	32,713
December	36,191	36,673
January	39,345	40,295
February	45,537	44,295
March	49,879	48,975
April	51,396	
May	51,394	
June	51,391	

QUALITY

	Quantity	Base Number	Contract	AT	Region	England
% of FP17s for the same patient ID Re-attending within 3 months - Children	417	6,654	6.3%	9.9%	12.0%	12.3%
% of FP17s for the same patient ID Re-attending within 3 months - Adults	2,299	17,092	13.5%	13.6%	16.0%	16.7%
% of FP17s for the same patient ID Re-attending between 3 & 9 months - Children	4,057	6,654	61.0%	58.5%	58.8%	57.6%
% of FP17s for the same patient ID Re-attending between 3 & 9 months - Adults	9,647	17,092	56.4%	49.0%	51.2%	50.1%
% of FP17s for Band 1 Urgent Courses	1,121	23,018	4.9%	6.9%	8.0%	9.1%
% of FP17s Relating to Free Repair or Replacements	294	23,018	1.3%	0.8%	0.8%	0.8%
% of FP17s Relating to Continuations	567	23,018	2.5%	1.3%	1.2%	1.2%
% of Patients satisfied with the dentistry they have received	28	31	90.3%	92.7%	92.7%	92.8%
% of Patients satisfied with the time they had to wait for an appointment	29	31	93.5%	91.7%	89.1%	88.7%

* This is based on patients treated on this contract for their most recent course of treatment. Figures in italics indicate the base number of FP17s or Patient Questionnaire responses are less than 100. N/A is shown where the base number of responses is less than 10 during the period. % is calculated as Quantity/Base number*100

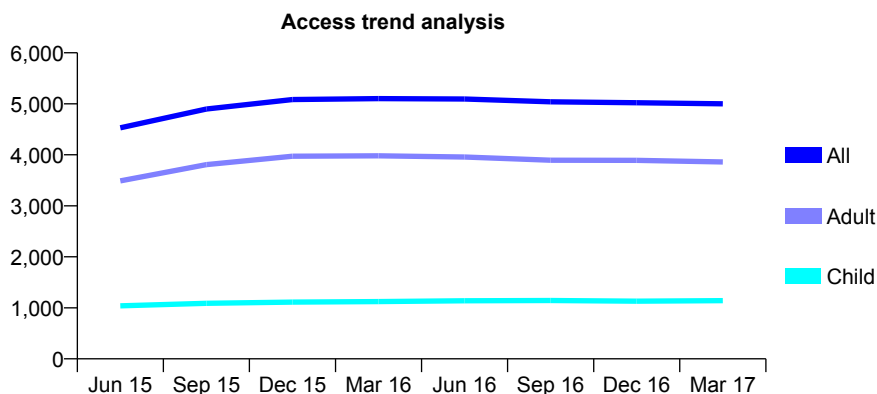
Q53 - Vital Signs At a Glance Contract Report for 101796/0001 - March 2017

Name or company name	Villimaitis/Vilimaitiene
Contract type name	GDS Contract
Purpose of contract	General
Contract start date	01/12/2013
Contract end date	

16/17 Contracted general activity (UDA)	11,200
Carry forward general activity (UDA)	-144
16/17 Contracted orthodontic activity (UOA)	0
Carry forward orthodontic activity (UOA)	0
Baseline contract value	£320,495.30

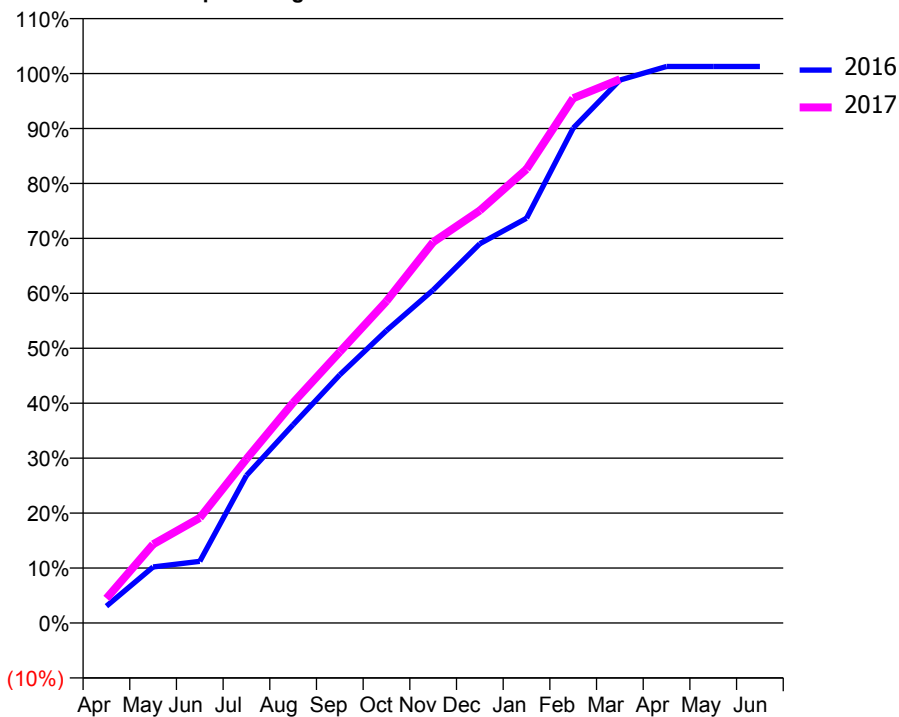
ACCESS*

Patients seen in 24 months	Total	Change since previous quarter
Quarter ending March 2016	5,103	
Quarter ending June 2016	5,095	→
Quarter ending September 2016	5,040	↓
Quarter ending December 2016	5,021	→
Quarter ending March 2017	5,001	→
Variance since March 2016	(2.0%)	↓



ACTIVITY

Cumulative percentage of contracted UDA delivered 2016 & 2017



Month	Adjusted Scheduled Activity (UDA)	
	2016	2017
April	344	500
May	1,143	1,605
June	1,257	2,142
July	3,007	3,345
August	4,042	4,492
September	5,058	5,528
October	5,963	6,559
November	6,789	7,764
December	7,730	8,408
January	8,249	9,250
February	10,086	10,695
March	11,067	11,081
April	11,344	
May	11,344	
June	11,344	

QUALITY

	Quantity	Base Number	Contract	AT	Region	England
% of FP17s for the same patient ID Re-attending within 3 months - Children	130	1,730	7.5%	9.9%	12.0%	12.3%
% of FP17s for the same patient ID Re-attending within 3 months - Adults	280	3,648	7.7%	13.6%	16.0%	16.7%
% of FP17s for the same patient ID Re-attending between 3 & 9 months - Children	1,146	1,730	66.2%	58.5%	58.8%	57.6%
% of FP17s for the same patient ID Re-attending between 3 & 9 months - Adults	1,249	3,648	34.2%	49.0%	51.2%	50.1%
% of FP17s for Band 1 Urgent Courses	380	5,219	7.3%	6.9%	8.0%	9.1%
% of FP17s Relating to Free Repair or Replacements	49	5,219	0.9%	0.8%	0.8%	0.8%
% of FP17s Relating to Continuations	37	5,219	0.7%	1.3%	1.2%	1.2%
% of Patients satisfied with the dentistry they have received	13	13	100.0%	92.7%	92.7%	92.8%
% of Patients satisfied with the time they had to wait for an appointment	12	13	92.3%	91.7%	89.1%	88.7%

* This is based on patients treated on this contract for their most recent course of treatment. Figures in italics indicate the base number of FP17s or Patient Questionnaire responses are less than 100. N/A is shown where the base number of responses is less than 10 during the period. % is calculated as Quantity/Base number*100

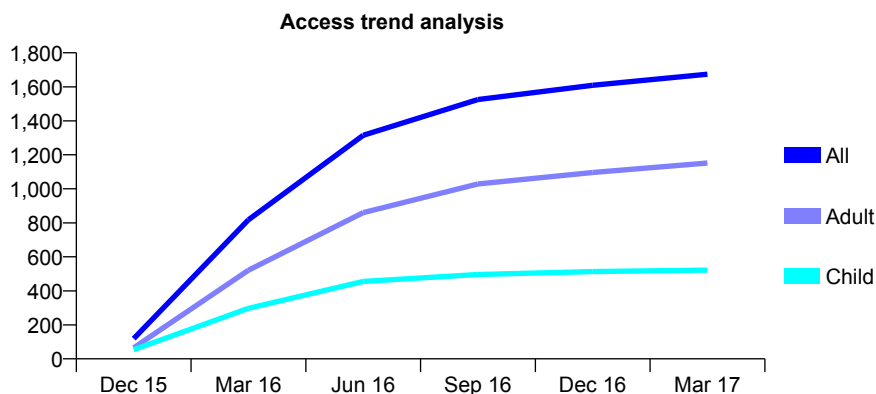
Q53 - Vital Signs At a Glance Contract Report for 103063/0001 - March 2017

Name or company name	MR KS RATRA
Contract type name	GDS Contract
Purpose of contract	General
Contract start date	01/12/2015
Contract end date	

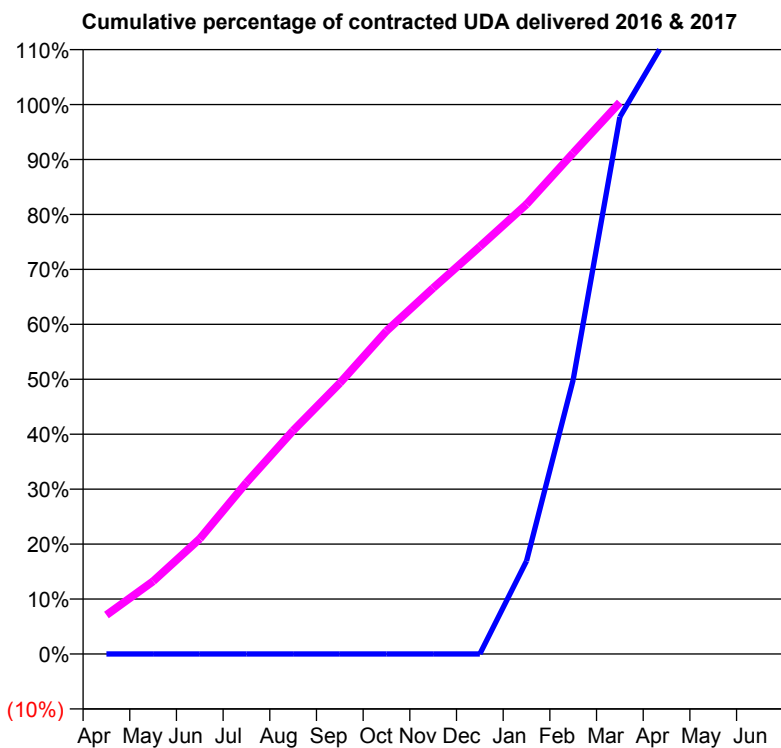
16/17 Contracted general activity (UDA)	4,910
Carry forward general activity (UDA)	-82
16/17 Contracted orthodontic activity (UOA)	0
Carry forward orthodontic activity (UOA)	0
Baseline contract value	£129,062.47

ACCESS*

Patients seen in 24 months	Total	Change since previous quarter
Quarter ending March 2016	818	
Quarter ending June 2016	1,315	↑
Quarter ending September 2016	1,525	↑
Quarter ending December 2016	1,609	↑
Quarter ending March 2017	1,674	↑
Variance since March 2016	104.6%	↑



ACTIVITY



Month	Adjusted Scheduled Activity (UDA)	
	2016	2017
April	0	348
May	0	650
June	0	1,031
July	0	1,532
August	0	1,996
September	0	2,420
October	0	2,887
November	0	3,270
December	0	3,640
January	231	4,019
February	683	4,477
March	1,336	4,929
April	1,533	
May	1,535	
June	1,548	

QUALITY

	Quantity	Base Number	Contract	AT	Region	England
% of FP17s for the same patient ID Re-attending within 3 months - Children	106	980	10.8%	9.9%	12.0%	12.3%
% of FP17s for the same patient ID Re-attending within 3 months - Adults	303	1,919	15.8%	13.6%	16.0%	16.7%
% of FP17s for the same patient ID Re-attending between 3 & 9 months - Children	514	980	52.4%	58.5%	58.8%	57.6%
% of FP17s for the same patient ID Re-attending between 3 & 9 months - Adults	912	1,919	47.5%	49.0%	51.2%	50.1%
% of FP17s for Band 1 Urgent Courses	92	2,773	3.3%	6.9%	8.0%	9.1%
% of FP17s Relating to Free Repair or Replacements	42	2,773	1.5%	0.8%	0.8%	0.8%
% of FP17s Relating to Continuations	22	2,773	0.8%	1.3%	1.2%	1.2%
% of Patients satisfied with the dentistry they have received	6	7	N/A	92.7%	92.7%	92.8%
% of Patients satisfied with the time they had to wait for an appointment	7	7	N/A	91.7%	89.1%	88.7%

* This is based on patients treated on this contract for their most recent course of treatment. Figures in italics indicate the base number of FP17s or Patient Questionnaire responses are less than 100. N/A is shown where the base number of responses is less than 10 during the period. % is calculated as Quantity/Base number*100

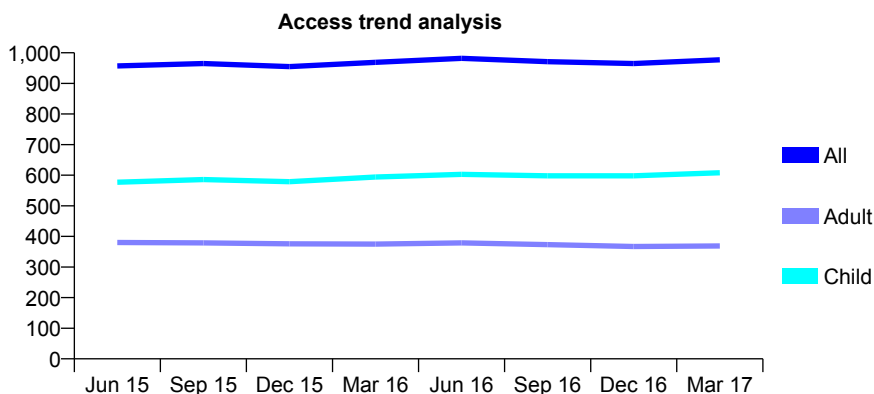
Q53 - Vital Signs At a Glance Contract Report for 105341/0001 - March 2017

Name or company name	Rossmamor Limited
Contract type name	GDS Contract
Purpose of contract	General
Contract start date	01/04/2010
Contract end date	

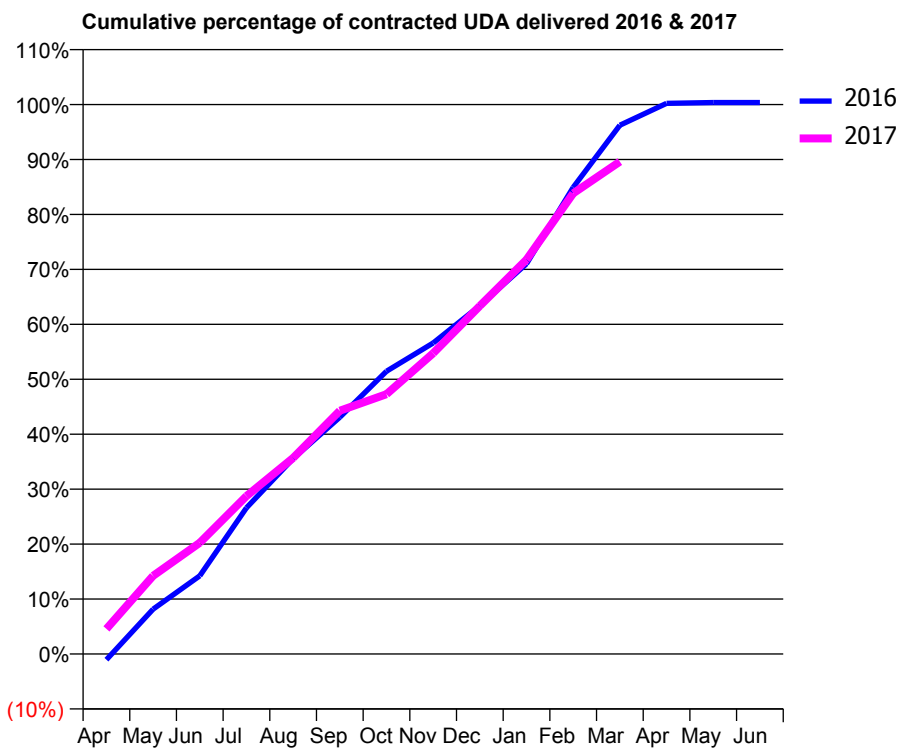
16/17 Contracted general activity (UDA)	2,800
Carry forward general activity (UDA)	-10
16/17 Contracted orthodontic activity (UOA)	0
Carry forward orthodontic activity (UOA)	0
Baseline contract value	£81,937.23

ACCESS*

Patients seen in 24 months	Total	Change since previous quarter
Quarter ending March 2016	969	
Quarter ending June 2016	982	→
Quarter ending September 2016	971	↓
Quarter ending December 2016	965	→
Quarter ending March 2017	977	→
Variance since March 2016	0.8%	→



ACTIVITY



Month	Adjusted Scheduled Activity (UDA)	
	2016	2017
April	-30	128
May	229	398
June	398	567
July	745	805
August	996	999
September	1,207	1,239
October	1,441	1,324
November	1,585	1,532
December	1,775	1,774
January	1,988	2,010
February	2,378	2,347
March	2,695	2,509
April	2,806	
May	2,810	
June	2,810	

QUALITY

	Quantity	Base Number	Contract	AT	Region	England
% of FP17s for the same patient ID Re-attending within 3 months - Children	92	939	9.8%	9.9%	12.0%	12.3%
% of FP17s for the same patient ID Re-attending within 3 months - Adults	112	520	21.5%	13.6%	16.0%	16.7%
% of FP17s for the same patient ID Re-attending between 3 & 9 months - Children	591	939	62.9%	58.5%	58.8%	57.6%
% of FP17s for the same patient ID Re-attending between 3 & 9 months - Adults	303	520	58.3%	49.0%	51.2%	50.1%
% of FP17s for Band 1 Urgent Courses	76	1,390	5.5%	6.9%	8.0%	9.1%
% of FP17s Relating to Free Repair or Replacements	0	1,390	0.0%	0.8%	0.8%	0.8%
% of FP17s Relating to Continuations	0	1,390	0.0%	1.3%	1.2%	1.2%
% of Patients satisfied with the dentistry they have received	2	2	N/A	92.7%	92.7%	92.8%
% of Patients satisfied with the time they had to wait for an appointment	2	2	N/A	91.7%	89.1%	88.7%

* This is based on patients treated on this contract for their most recent course of treatment. Figures in italics indicate the base number of FP17s or Patient Questionnaire responses are less than 100. N/A is shown where the base number of responses is less than 10 during the period. % is calculated as Quantity/Base number*100

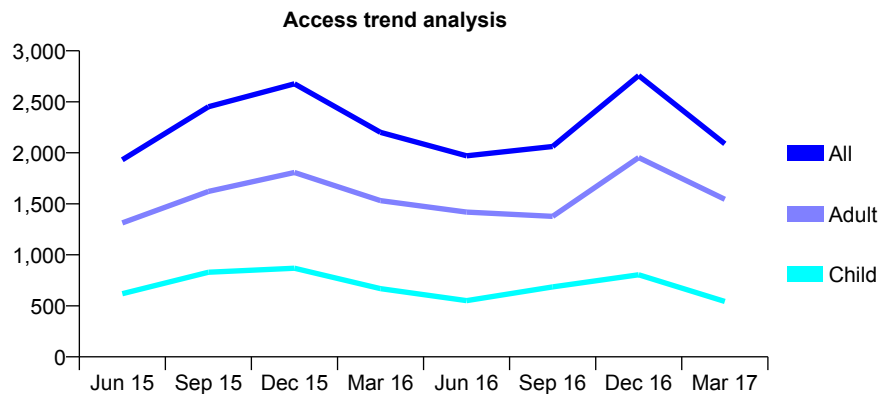
Q53 - Vital Signs At a Glance Contract Report for 109789/0001 - March 2017

Name or company name	Dental Surgery, 60 Long Street
Contract type name	GDS Contract
Purpose of contract	General
Contract start date	01/04/2014
Contract end date	

16/17 Contracted general activity (UDA)	6,414
Carry forward general activity (UDA)	-128
16/17 Contracted orthodontic activity (UOA)	0
Carry forward orthodontic activity (UOA)	0
Baseline contract value	£146,712.77

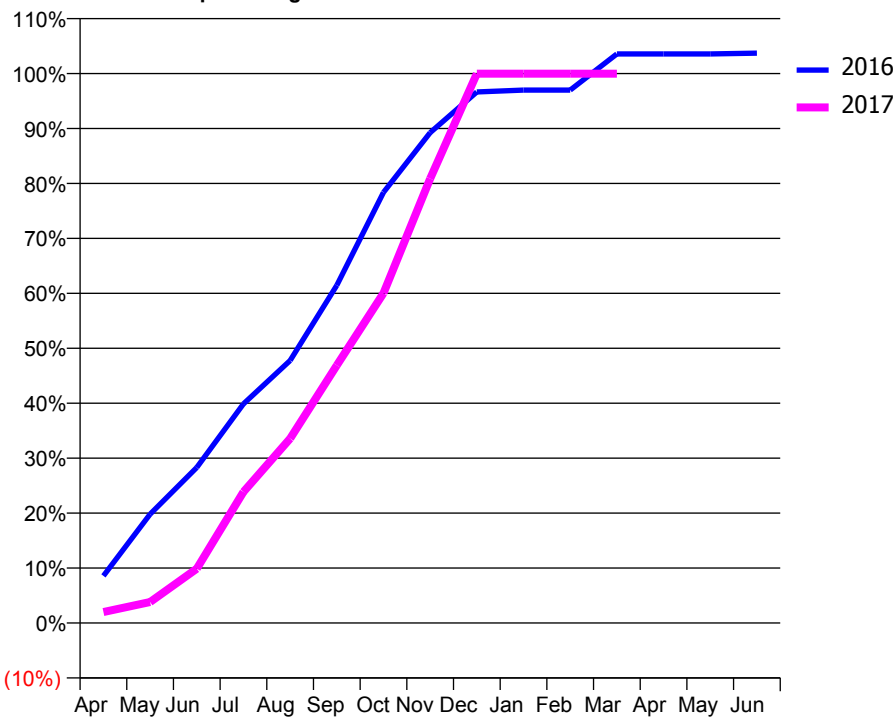
ACCESS*

Patients seen in 24 months	Total	Change since previous quarter
Quarter ending March 2016	2,200	
Quarter ending June 2016	1,970	↓
Quarter ending September 2016	2,062	↑
Quarter ending December 2016	2,758	↑
Quarter ending March 2017	2,088	↓
Variance since March 2016	(5.1%)	↓



ACTIVITY

Cumulative percentage of contracted UDA delivered 2016 & 2017



Month	Adjusted Scheduled Activity (UDA)	
	2016	2017
April	550	128
May	1,270	244
June	1,816	635
July	2,559	1,531
August	3,064	2,154
September	3,942	3,008
October	5,026	3,851
November	5,724	5,187
December	6,199	6,411
January	6,221	6,411
February	6,221	6,411
March	6,642	6,411
April	6,642	
May	6,642	
June	6,652	

QUALITY

	Quantity	Base Number	Contract	AT	Region	England
% of FP17s for the same patient ID Re-attending within 3 months - Children	40	775	5.2%	9.9%	12.0%	12.3%
% of FP17s for the same patient ID Re-attending within 3 months - Adults	161	1,725	9.3%	13.6%	16.0%	16.7%
% of FP17s for the same patient ID Re-attending between 3 & 9 months - Children	133	775	17.2%	58.5%	58.8%	57.6%
% of FP17s for the same patient ID Re-attending between 3 & 9 months - Adults	167	1,725	9.7%	49.0%	51.2%	50.1%
% of FP17s for Band 1 Urgent Courses	241	2,494	9.7%	6.9%	8.0%	9.1%
% of FP17s Relating to Free Repair or Replacements	13	2,494	0.5%	0.8%	0.8%	0.8%
% of FP17s Relating to Continuations	22	2,494	0.9%	1.3%	1.2%	1.2%
% of Patients satisfied with the dentistry they have received	3	4	N/A	92.7%	92.7%	92.8%
% of Patients satisfied with the time they had to wait for an appointment	4	4	N/A	91.7%	89.1%	88.7%

* This is based on patients treated on this contract for their most recent course of treatment. Figures in italics indicate the base number of FP17s or Patient Questionnaire responses are less than 100. N/A is shown where the base number of responses is less than 10 during the period. % is calculated as Quantity/Base number*100

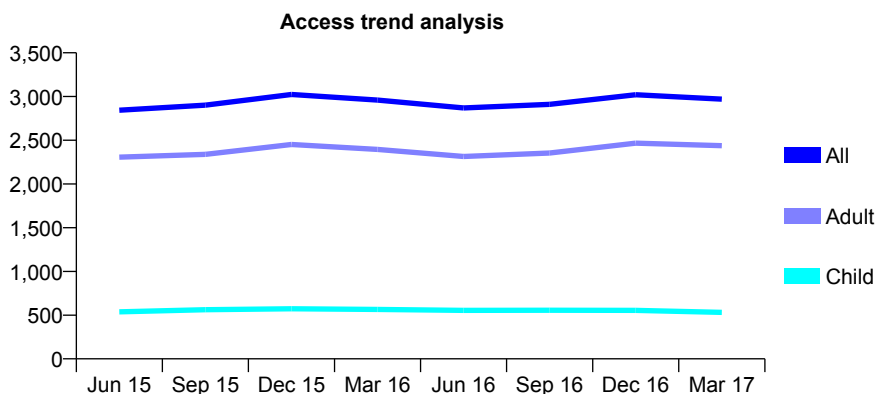
Q53 - Vital Signs At a Glance Contract Report for 109975/0001 - March 2017

Name or company name	165 Long Street, Atherstone
Contract type name	GDS Contract
Purpose of contract	General
Contract start date	01/03/2011
Contract end date	

16/17 Contracted general activity (UDA)	7,887
Carry forward general activity (UDA)	-98
16/17 Contracted orthodontic activity (UOA)	0
Carry forward orthodontic activity (UOA)	0
Baseline contract value	£169,174.65

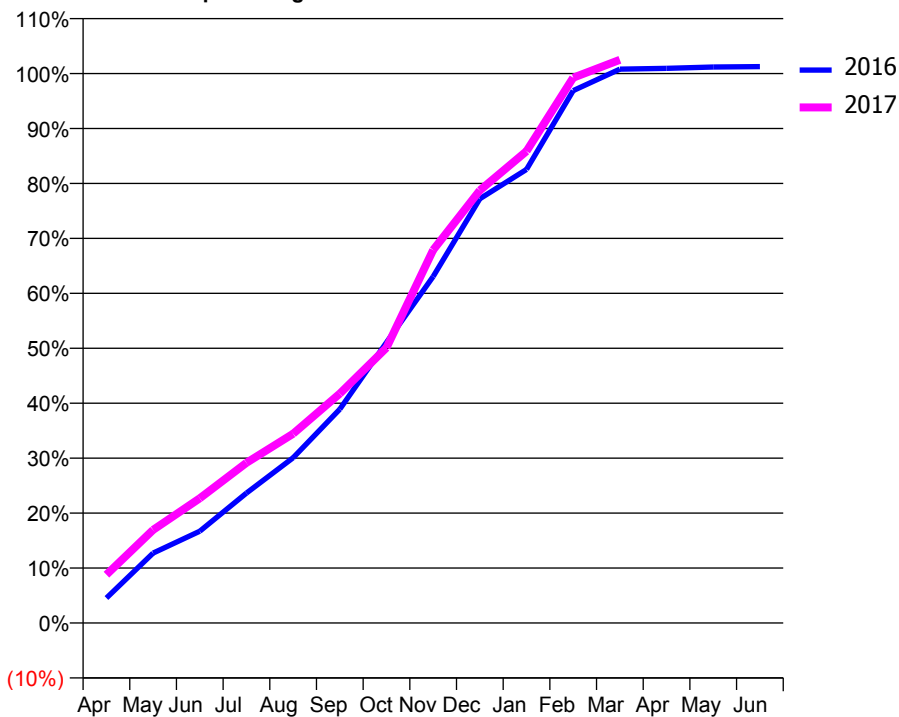
ACCESS*

Patients seen in 24 months	Total	Change since previous quarter
Quarter ending March 2016	2,960	
Quarter ending June 2016	2,870	↓
Quarter ending September 2016	2,910	→
Quarter ending December 2016	3,021	↑
Quarter ending March 2017	2,970	↓
Variance since March 2016	0.3%	→



ACTIVITY

Cumulative percentage of contracted UDA delivered 2016 & 2017



Month	Adjusted Scheduled Activity (UDA)	
	2016	2017
April	358	693
May	1,005	1,336
June	1,318	1,790
July	1,865	2,299
August	2,371	2,717
September	3,070	3,292
October	4,028	3,950
November	4,973	5,354
December	6,088	6,210
January	6,510	6,773
February	7,641	7,826
March	7,950	8,083
April	7,961	
May	7,979	
June	7,985	

QUALITY

	Quantity	Base Number	Contract	AT	Region	England
% of FP17s for the same patient ID Re-attending within 3 months - Children	67	862	7.8%	9.9%	12.0%	12.3%
% of FP17s for the same patient ID Re-attending within 3 months - Adults	340	2,376	14.3%	13.6%	16.0%	16.7%
% of FP17s for the same patient ID Re-attending between 3 & 9 months - Children	557	862	64.6%	58.5%	58.8%	57.6%
% of FP17s for the same patient ID Re-attending between 3 & 9 months - Adults	632	2,376	26.6%	49.0%	51.2%	50.1%
% of FP17s for Band 1 Urgent Courses	257	3,195	8.0%	6.9%	8.0%	9.1%
% of FP17s Relating to Free Repair or Replacements	31	3,195	1.0%	0.8%	0.8%	0.8%
% of FP17s Relating to Continuations	51	3,195	1.6%	1.3%	1.2%	1.2%
% of Patients satisfied with the dentistry they have received	7	9	N/A	92.7%	92.7%	92.8%
% of Patients satisfied with the time they had to wait for an appointment	9	9	N/A	91.7%	89.1%	88.7%

* This is based on patients treated on this contract for their most recent course of treatment. Figures in italics indicate the base number of FP17s or Patient Questionnaire responses are less than 100. N/A is shown where the base number of responses is less than 10 during the period. % is calculated as Quantity/Base number*100

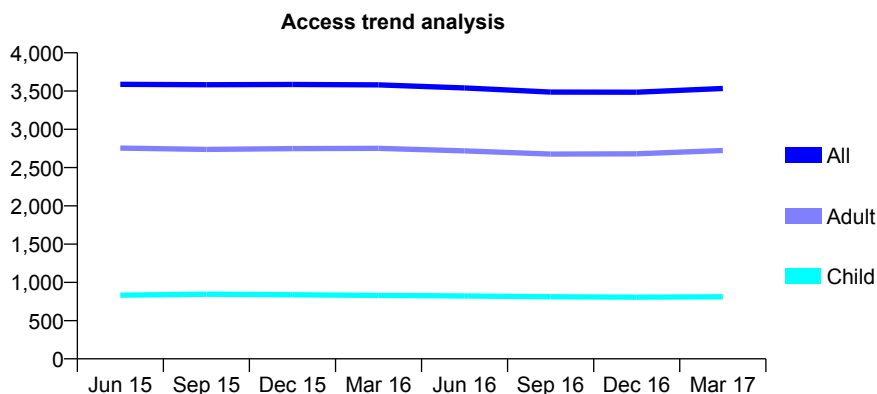
Q53 - Vital Signs At a Glance Contract Report for 113131/0001 - March 2017

Name or company name	76Dental
Contract type name	GDS Contract
Purpose of contract	General
Contract start date	01/04/2011
Contract end date	

16/17 Contracted general activity (UDA)	11,219
Carry forward general activity (UDA)	45
16/17 Contracted orthodontic activity (UOA)	0
Carry forward orthodontic activity (UOA)	0
Baseline contract value	£317,505.86

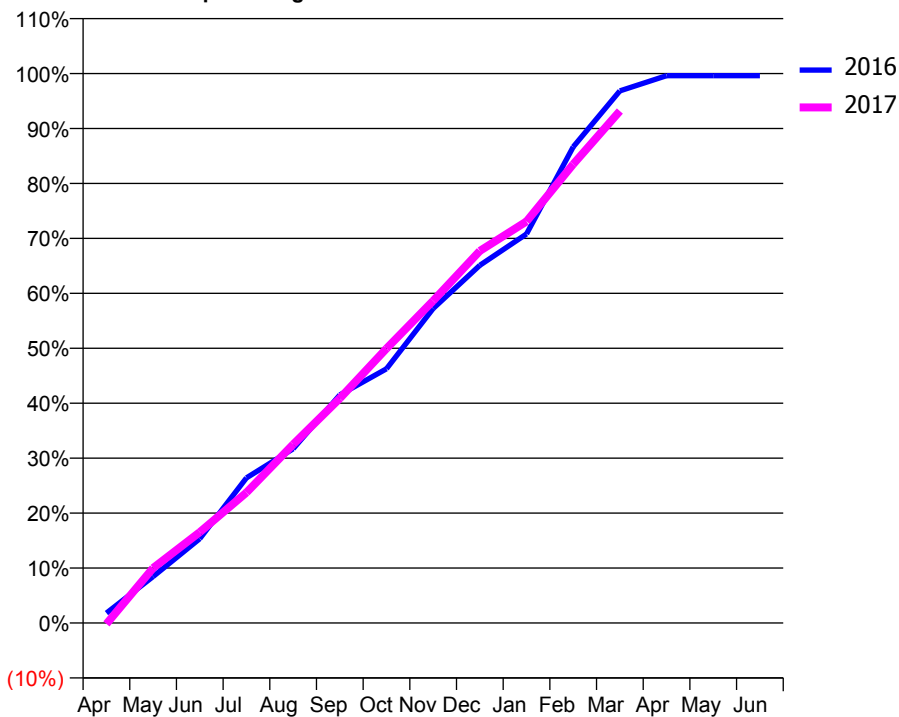
ACCESS*

Patients seen in 24 months	Total	Change since previous quarter
Quarter ending March 2016	3,580	
Quarter ending June 2016	3,540	↓
Quarter ending September 2016	3,487	↓
Quarter ending December 2016	3,485	→
Quarter ending March 2017	3,534	→
Variance since March 2016	(1.3%)	↓



ACTIVITY

Cumulative percentage of contracted UDA delivered 2016 & 2017



Month	Adjusted Scheduled Activity (UDA)	
	2016	2017
April	202	-21
May	948	1,123
June	1,722	1,854
July	2,964	2,664
August	3,557	3,647
September	4,656	4,587
October	5,190	5,604
November	6,421	6,578
December	7,302	7,598
January	7,942	8,199
February	9,722	9,366
March	10,865	10,454
April	11,174	
May	11,174	
June	11,174	

QUALITY

	Quantity	Base Number	Contract	AT	Region	England
% of FP17s for the same patient ID Re-attending within 3 months - Children	69	1,155	6.0%	9.9%	12.0%	12.3%
% of FP17s for the same patient ID Re-attending within 3 months - Adults	448	3,688	12.1%	13.6%	16.0%	16.7%
% of FP17s for the same patient ID Re-attending between 3 & 9 months - Children	741	1,155	64.2%	58.5%	58.8%	57.6%
% of FP17s for the same patient ID Re-attending between 3 & 9 months - Adults	2,235	3,688	60.6%	49.0%	51.2%	50.1%
% of FP17s for Band 1 Urgent Courses	240	4,715	5.1%	6.9%	8.0%	9.1%
% of FP17s Relating to Free Repair or Replacements	30	4,715	0.6%	0.8%	0.8%	0.8%
% of FP17s Relating to Continuations	49	4,715	1.0%	1.3%	1.2%	1.2%
% of Patients satisfied with the dentistry they have received	8	8	N/A	92.7%	92.7%	92.8%
% of Patients satisfied with the time they had to wait for an appointment	7	8	N/A	91.7%	89.1%	88.7%

* This is based on patients treated on this contract for their most recent course of treatment. Figures in italics indicate the base number of FP17s or Patient Questionnaire responses are less than 100. N/A is shown where the base number of responses is less than 10 during the period. % is calculated as Quantity/Base number*100

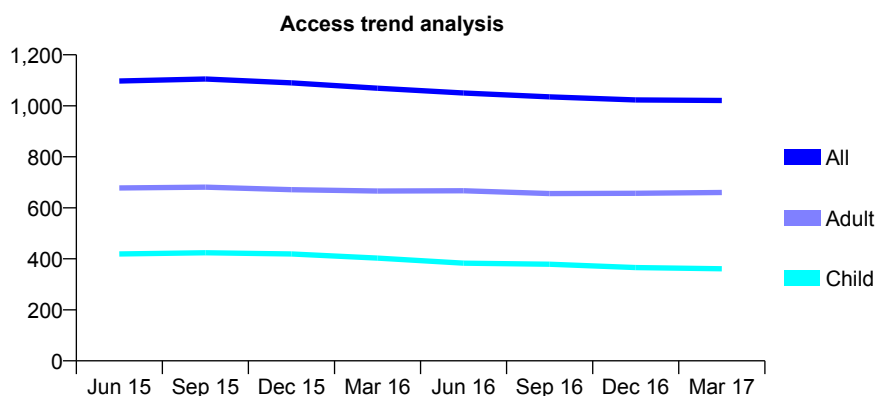
Q53 - Vital Signs At a Glance Contract Report for 115010/0001 - March 2017

Name or company name	Salmon And Light Dental Practice
Contract type name	GDS Contract
Purpose of contract	General
Contract start date	01/04/2012
Contract end date	

16/17 Contracted general activity (UDA)	3,171
Carry forward general activity (UDA)	0
16/17 Contracted orthodontic activity (UOA)	0
Carry forward orthodontic activity (UOA)	0
Baseline contract value	£74,167.51

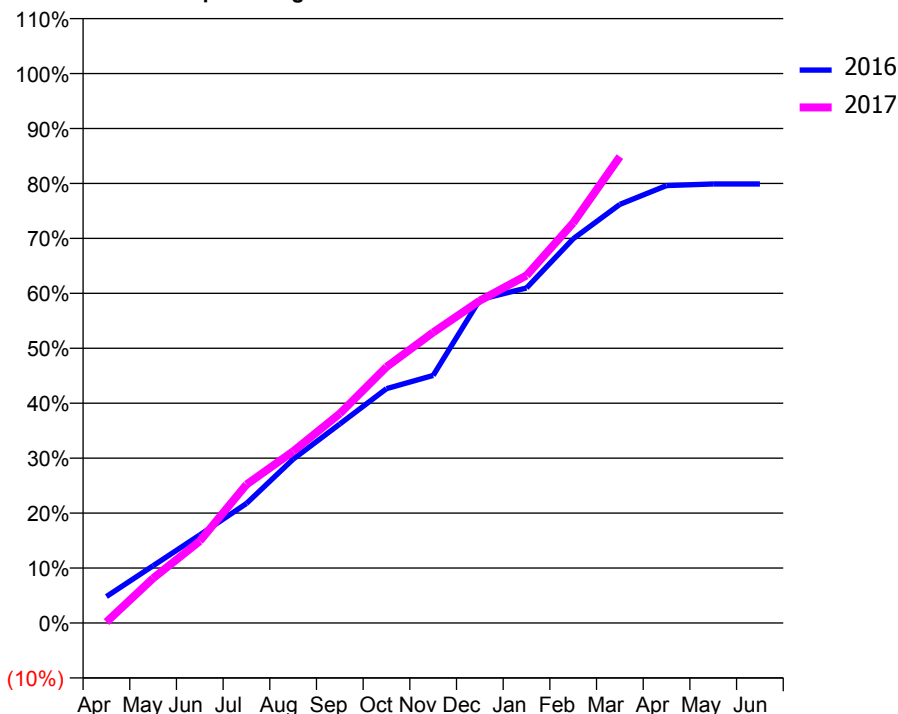
ACCESS*

Patients seen in 24 months	Total	Change since previous quarter
Quarter ending March 2016	1,069	
Quarter ending June 2016	1,050	↓
Quarter ending September 2016	1,035	↓
Quarter ending December 2016	1,023	↓
Quarter ending March 2017	1,021	→
Variance since March 2016	(4.5%)	↓



ACTIVITY

Cumulative percentage of contracted UDA delivered 2016 & 2017



Month	Adjusted Scheduled Activity (UDA)	
	2016	2017
April	172	6
May	372	258
June	572	473
July	777	799
August	1,065	991
September	1,294	1,208
October	1,523	1,478
November	1,608	1,677
December	2,102	1,860
January	2,178	2,006
February	2,497	2,309
March	2,721	2,691
April	2,843	
May	2,853	
June	2,853	

QUALITY

	Quantity	Base Number	Contract	AT	Region	England
% of FP17s for the same patient ID Re-attending within 3 months - Children	54	664	8.1%	9.9%	12.0%	12.3%
% of FP17s for the same patient ID Re-attending within 3 months - Adults	159	1,002	15.9%	13.6%	16.0%	16.7%
% of FP17s for the same patient ID Re-attending between 3 & 9 months - Children	488	664	73.5%	58.5%	58.8%	57.6%
% of FP17s for the same patient ID Re-attending between 3 & 9 months - Adults	608	1,002	60.7%	49.0%	51.2%	50.1%
% of FP17s for Band 1 Urgent Courses	131	1,606	8.2%	6.9%	8.0%	9.1%
% of FP17s Relating to Free Repair or Replacements	0	1,606	0.0%	0.8%	0.8%	0.8%
% of FP17s Relating to Continuations	3	1,606	0.2%	1.3%	1.2%	1.2%
% of Patients satisfied with the dentistry they have received	3	3	N/A	92.7%	92.7%	92.8%
% of Patients satisfied with the time they had to wait for an appointment	3	3	N/A	91.7%	89.1%	88.7%

* This is based on patients treated on this contract for their most recent course of treatment. Figures in italics indicate the base number of FP17s or Patient Questionnaire responses are less than 100. N/A is shown where the base number of responses is less than 10 during the period. % is calculated as Quantity/Base number*100

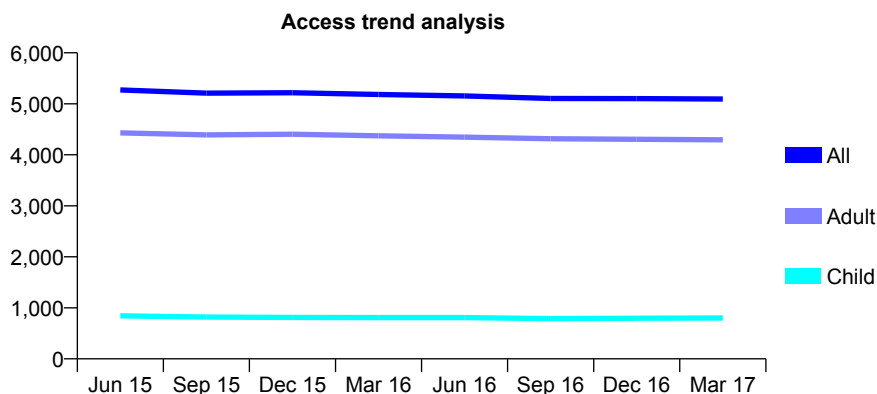
Q53 - Vital Signs At a Glance Contract Report for 116548/0001 - March 2017

Name or company name	Weobley Dental Surgery
Contract type name	GDS Contract
Purpose of contract	General
Contract start date	01/04/2006
Contract end date	

16/17 Contracted general activity (UDA)	17,977
Carry forward general activity (UDA)	0
16/17 Contracted orthodontic activity (UOA)	0
Carry forward orthodontic activity (UOA)	0
Baseline contract value	£499,071.06

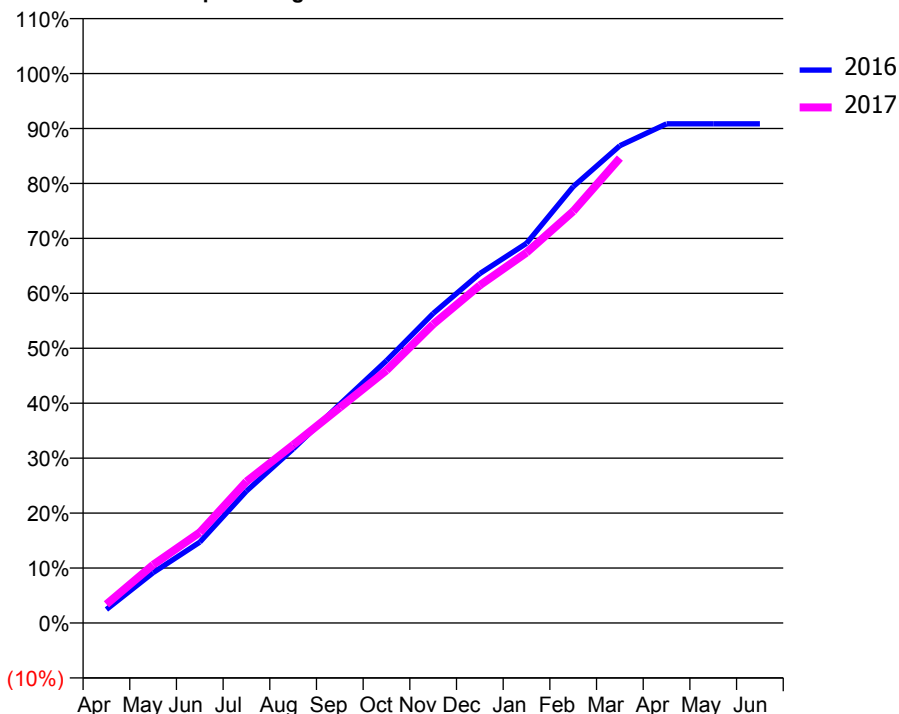
ACCESS*

Patients seen in 24 months	Total	Change since previous quarter
Quarter ending March 2016	5,183	
Quarter ending June 2016	5,155	→
Quarter ending September 2016	5,105	→
Quarter ending December 2016	5,101	→
Quarter ending March 2017	5,094	→
Variance since March 2016	(1.7%)	↓



ACTIVITY

Cumulative percentage of contracted UDA delivered 2016 & 2017



Month	Adjusted Scheduled Activity (UDA)	
	2016	2017
April	444	611
May	1,648	1,904
June	2,645	2,965
July	4,319	4,631
August	5,693	5,825
September	7,159	7,046
October	8,583	8,263
November	10,127	9,776
December	11,433	11,048
January	12,424	12,117
February	14,277	13,469
March	15,616	15,209
April	16,330	
May	16,330	
June	16,330	

QUALITY

	Quantity	Base Number	Contract	AT	Region	England
% of FP17s for the same patient ID Re-attending within 3 months - Children	99	1,306	7.6%	9.9%	12.0%	12.3%
% of FP17s for the same patient ID Re-attending within 3 months - Adults	1,622	7,659	21.2%	13.6%	16.0%	16.7%
% of FP17s for the same patient ID Re-attending between 3 & 9 months - Children	764	1,306	58.5%	58.5%	58.8%	57.6%
% of FP17s for the same patient ID Re-attending between 3 & 9 months - Adults	3,862	7,659	50.4%	49.0%	51.2%	50.1%
% of FP17s for Band 1 Urgent Courses	783	8,602	9.1%	6.9%	8.0%	9.1%
% of FP17s Relating to Free Repair or Replacements	162	8,602	1.9%	0.8%	0.8%	0.8%
% of FP17s Relating to Continuations	300	8,602	3.5%	1.3%	1.2%	1.2%
% of Patients satisfied with the dentistry they have received	42	45	93.3%	92.7%	92.7%	92.8%
% of Patients satisfied with the time they had to wait for an appointment	44	45	97.8%	91.7%	89.1%	88.7%

* This is based on patients treated on this contract for their most recent course of treatment. Figures in italics indicate the base number of FP17s or Patient Questionnaire responses are less than 100. N/A is shown where the base number of responses is less than 10 during the period. % is calculated as Quantity/Base number*100

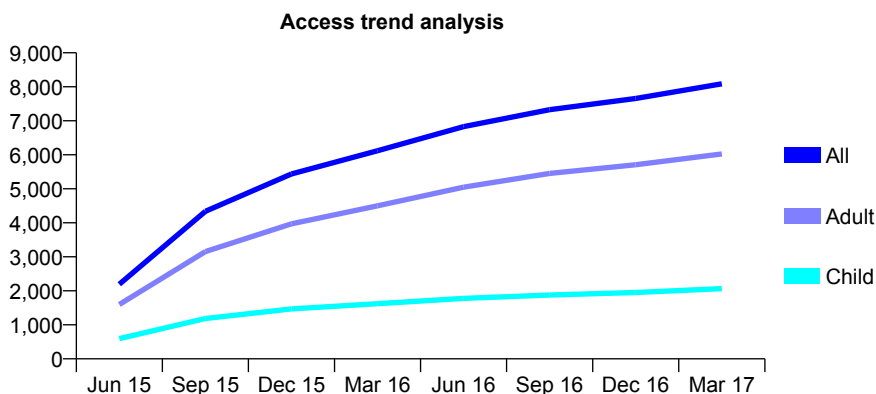
Q53 - Vital Signs At a Glance Contract Report for 124192/0001 - March 2017

Name or company name	Mr David R Pulsford & Ms Lucy Noon
Contract type name	GDS Contract
Purpose of contract	General
Contract start date	01/04/2015
Contract end date	

16/17 Contracted general activity (UDA)	22,537
Carry forward general activity (UDA)	676
16/17 Contracted orthodontic activity (UOA)	0
Carry forward orthodontic activity (UOA)	0
Baseline contract value	£667,745.74

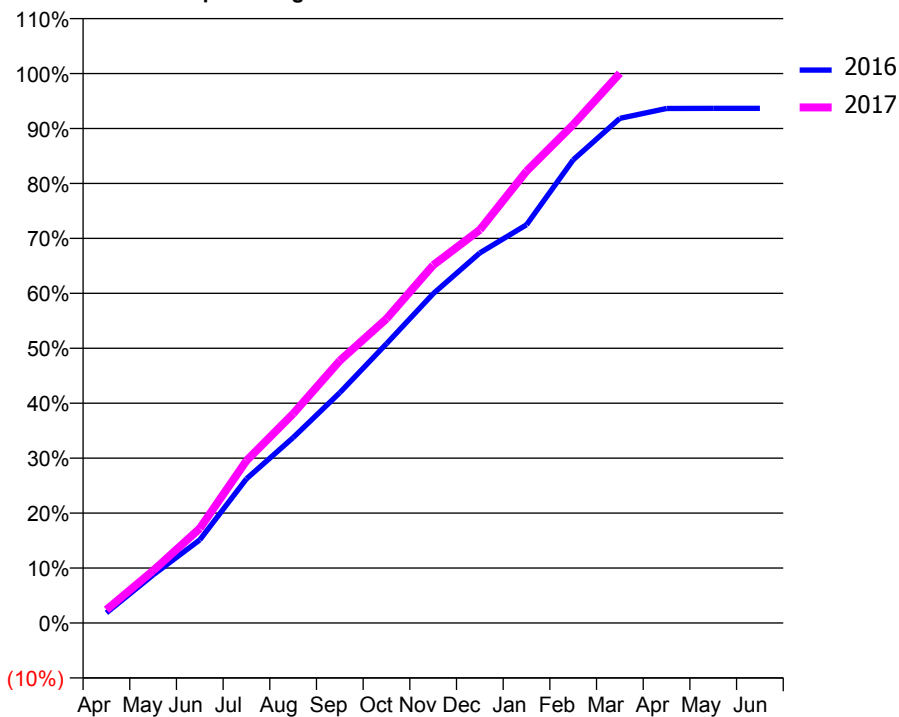
ACCESS*

Patients seen in 24 months	Total	Change since previous quarter
Quarter ending March 2016	6,120	
Quarter ending June 2016	6,829	↑
Quarter ending September 2016	7,329	↑
Quarter ending December 2016	7,658	↑
Quarter ending March 2017	8,090	↑
Variance since March 2016	32.2%	↑



ACTIVITY

Cumulative percentage of contracted UDA delivered 2016 & 2017



Month	Adjusted Scheduled Activity (UDA)	
	2016	2017
April	427	544
May	2,004	2,149
June	3,466	3,879
July	6,007	6,657
August	7,724	8,581
September	9,597	10,758
October	11,634	12,478
November	13,716	14,678
December	15,420	16,126
January	16,593	18,532
February	19,296	20,442
March	21,026	22,547
April	21,434	
May	21,441	
June	21,442	

QUALITY

	Quantity	Base Number	Contract	AT	Region	England
% of FP17s for the same patient ID Re-attending within 3 months - Children	143	2,953	4.8%	9.9%	12.0%	12.3%
% of FP17s for the same patient ID Re-attending within 3 months - Adults	898	7,978	11.3%	13.6%	16.0%	16.7%
% of FP17s for the same patient ID Re-attending between 3 & 9 months - Children	1,703	2,953	57.7%	58.5%	58.8%	57.6%
% of FP17s for the same patient ID Re-attending between 3 & 9 months - Adults	4,402	7,978	55.2%	49.0%	51.2%	50.1%
% of FP17s for Band 1 Urgent Courses	593	10,521	5.6%	6.9%	8.0%	9.1%
% of FP17s Relating to Free Repair or Replacements	5	10,521	0.0%	0.8%	0.8%	0.8%
% of FP17s Relating to Continuations	160	10,521	1.5%	1.3%	1.2%	1.2%
% of Patients satisfied with the dentistry they have received	13	13	100.0%	92.7%	92.7%	92.8%
% of Patients satisfied with the time they had to wait for an appointment	13	13	100.0%	91.7%	89.1%	88.7%

* This is based on patients treated on this contract for their most recent course of treatment. Figures in italics indicate the base number of FP17s or Patient Questionnaire responses are less than 100. N/A is shown where the base number of responses is less than 10 during the period. % is calculated as Quantity/Base number*100

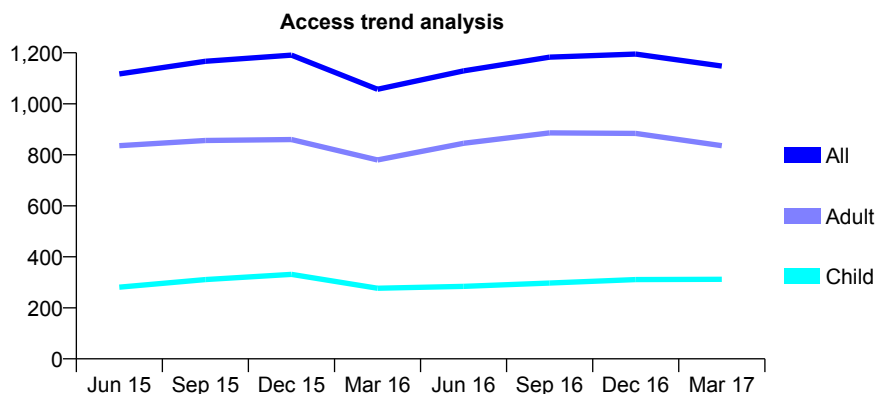
Q53 - Vital Signs At a Glance Contract Report for 129216/0001 - March 2017

Name or company name	Acacia Dental Practice Limited
Contract type name	GDS Contract
Purpose of contract	General
Contract start date	01/11/2012
Contract end date	

16/17 Contracted general activity (UDA)	3,760
Carry forward general activity (UDA)	50
16/17 Contracted orthodontic activity (UOA)	0
Carry forward orthodontic activity (UOA)	0
Baseline contract value	£95,140.59

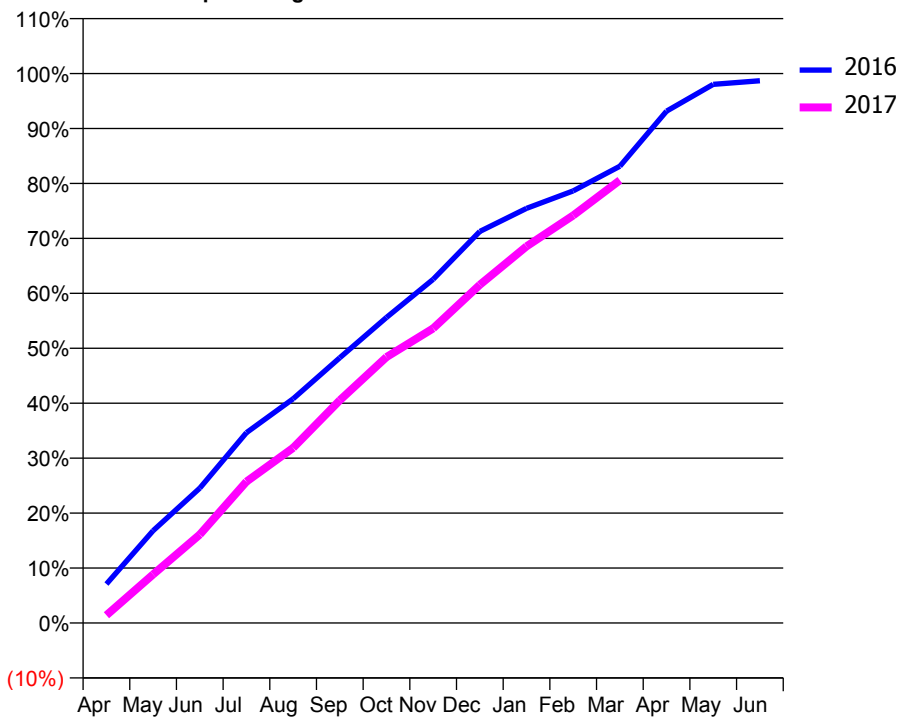
ACCESS*

Patients seen in 24 months	Total	Change since previous quarter
Quarter ending March 2016	1,057	
Quarter ending June 2016	1,129	↑
Quarter ending September 2016	1,183	↑
Quarter ending December 2016	1,195	→
Quarter ending March 2017	1,148	↓
Variance since March 2016	8.6%	↑



ACTIVITY

Cumulative percentage of contracted UDA delivered 2016 & 2017



Month	Adjusted Scheduled Activity (UDA)	
	2016	2017
April	267	53
May	632	333
June	923	606
July	1,302	967
August	1,534	1,199
September	1,815	1,524
October	2,091	1,819
November	2,352	2,016
December	2,679	2,315
January	2,837	2,577
February	2,957	2,789
March	3,125	3,030
April	3,502	
May	3,686	
June	3,710	

QUALITY

	Quantity	Base Number	Contract	AT	Region	England
% of FP17s for the same patient ID Re-attending within 3 months - Children	30	473	6.3%	9.9%	12.0%	12.3%
% of FP17s for the same patient ID Re-attending within 3 months - Adults	155	1,300	11.9%	13.6%	16.0%	16.7%
% of FP17s for the same patient ID Re-attending between 3 & 9 months - Children	206	473	43.6%	58.5%	58.8%	57.6%
% of FP17s for the same patient ID Re-attending between 3 & 9 months - Adults	563	1,300	43.3%	49.0%	51.2%	50.1%
% of FP17s for Band 1 Urgent Courses	89	1,577	5.6%	6.9%	8.0%	9.1%
% of FP17s Relating to Free Repair or Replacements	14	1,577	0.9%	0.8%	0.8%	0.8%
% of FP17s Relating to Continuations	31	1,577	2.0%	1.3%	1.2%	1.2%
% of Patients satisfied with the dentistry they have received	1	1	N/A	92.7%	92.7%	92.8%
% of Patients satisfied with the time they had to wait for an appointment	1	1	N/A	91.7%	89.1%	88.7%

* This is based on patients treated on this contract for their most recent course of treatment. Figures in italics indicate the base number of FP17s or Patient Questionnaire responses are less than 100. N/A is shown where the base number of responses is less than 10 during the period. % is calculated as Quantity/Base number*100

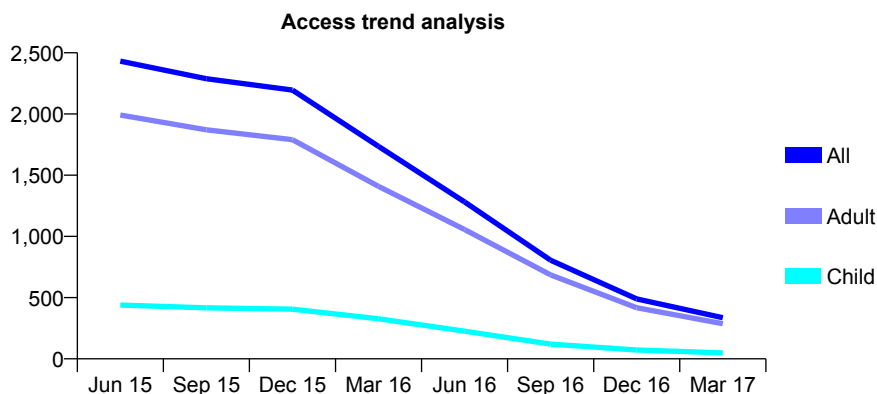
Q53 - Vital Signs At a Glance Contract Report for 129577/0002 - March 2017

Name or company name	Richmond Dental Practice Ltd.
Contract type name	PDS Plus Contract
Purpose of contract	General
Contract start date	01/11/2012
Contract end date	31/03/2017

16/17 Contracted general activity (UDA)	3,650
Carry forward general activity (UDA)	0
16/17 Contracted orthodontic activity (UOA)	0
Carry forward orthodontic activity (UOA)	0
Baseline contract value	£71,416.84

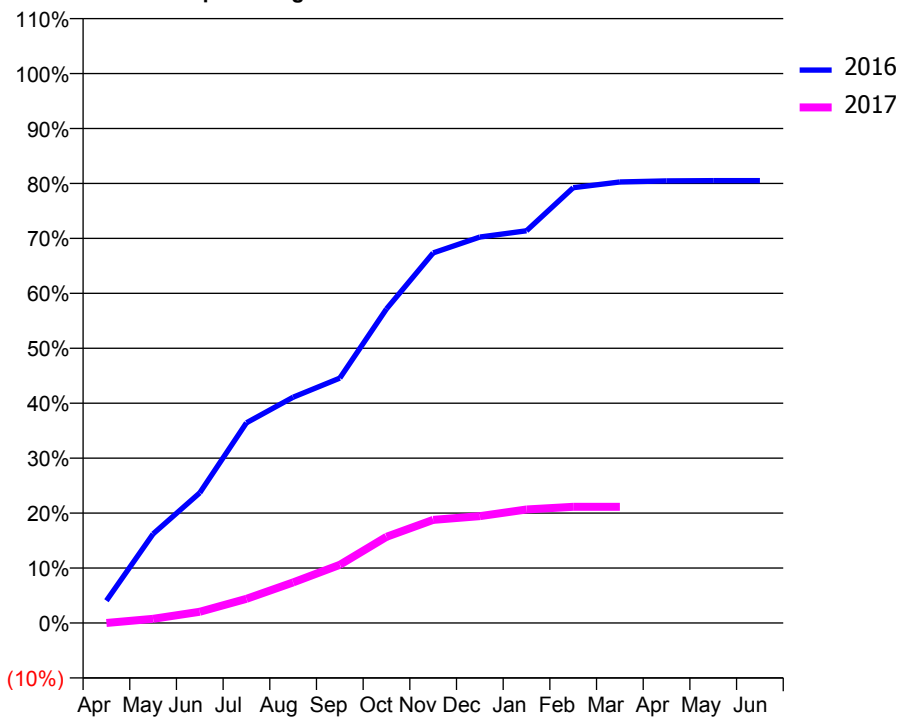
ACCESS*

Patients seen in 24 months	Total	Change since previous quarter
Quarter ending March 2016	1,736	
Quarter ending June 2016	1,282	↓
Quarter ending September 2016	806	↓
Quarter ending December 2016	490	↓
Quarter ending March 2017	336	↓
Variance since March 2016	(80.6%)	↓



ACTIVITY

Cumulative percentage of contracted UDA delivered 2016 & 2017



Month	Adjusted Scheduled Activity (UDA)	
	2016	2017
April	148	0
May	592	28
June	865	75
July	1,330	161
August	1,500	270
September	1,627	386
October	2,086	573
November	2,458	685
December	2,564	710
January	2,605	754
February	2,891	772
March	2,929	772
April	2,936	
May	2,938	
June	2,938	

QUALITY

	Quantity	Base Number	Contract	AT	Region	England
% of FP17s for the same patient ID Re-attending within 3 months - Children	0	18	0.0%	9.9%	12.0%	12.3%
% of FP17s for the same patient ID Re-attending within 3 months - Adults	9	155	5.8%	13.6%	16.0%	16.7%
% of FP17s for the same patient ID Re-attending between 3 & 9 months - Children	0	18	0.0%	58.5%	58.8%	57.6%
% of FP17s for the same patient ID Re-attending between 3 & 9 months - Adults	2	155	1.3%	49.0%	51.2%	50.1%
% of FP17s for Band 1 Urgent Courses	20	167	12.0%	6.9%	8.0%	9.1%
% of FP17s Relating to Free Repair or Replacements	2	167	1.2%	0.8%	0.8%	0.8%
% of FP17s Relating to Continuations	4	167	2.4%	1.3%	1.2%	1.2%
% of Patients satisfied with the dentistry they have received	0	1	N/A	92.7%	92.7%	92.8%
% of Patients satisfied with the time they had to wait for an appointment	1	1	N/A	91.7%	89.1%	88.7%

* This is based on patients treated on this contract for their most recent course of treatment. Figures in italics indicate the base number of FP17s or Patient Questionnaire responses are less than 100. N/A is shown where the base number of responses is less than 10 during the period. % is calculated as Quantity/Base number*100

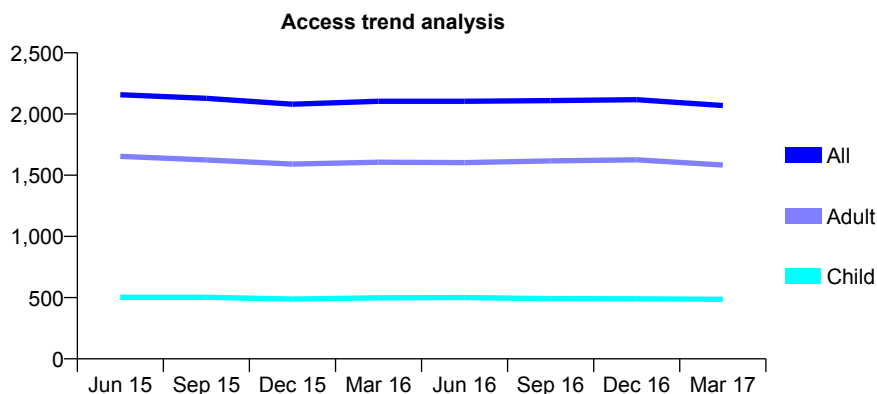
Q53 - Vital Signs At a Glance Contract Report for 130346/0001 - March 2017

Name or company name	Kingsbury Dental Practice
Contract type name	GDS Contract
Purpose of contract	General
Contract start date	01/04/2011
Contract end date	

16/17 Contracted general activity (UDA)	5,800
Carry forward general activity (UDA)	50
16/17 Contracted orthodontic activity (UOA)	0
Carry forward orthodontic activity (UOA)	0
Baseline contract value	£182,857.45

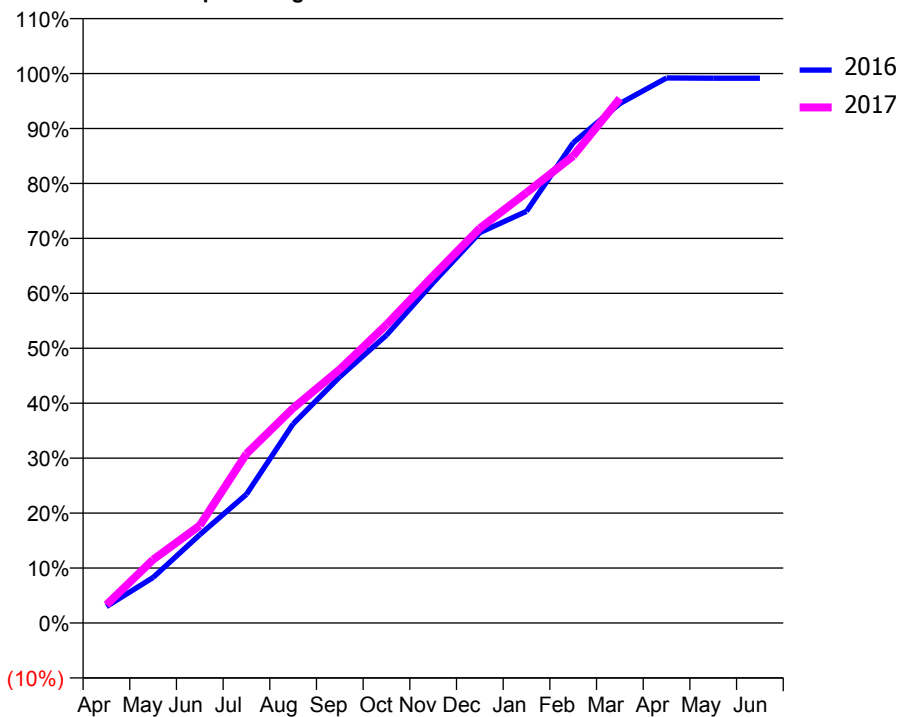
ACCESS*

Patients seen in 24 months	Total	Change since previous quarter
Quarter ending March 2016	2,104	
Quarter ending June 2016	2,104	→
Quarter ending September 2016	2,109	→
Quarter ending December 2016	2,117	→
Quarter ending March 2017	2,069	↓
Variance since March 2016	(1.7%)	↓



ACTIVITY

Cumulative percentage of contracted UDA delivered 2016 & 2017



Month	Adjusted Scheduled Activity (UDA)	
	2016	2017
April	174	192
May	481	670
June	932	1,030
July	1,359	1,786
August	2,103	2,269
September	2,600	2,677
October	3,038	3,149
November	3,592	3,666
December	4,121	4,166
January	4,345	4,542
February	5,069	4,930
March	5,483	5,537
April	5,753	
May	5,750	
June	5,750	

QUALITY

	Quantity	Base Number	Contract	AT	Region	England
% of FP17s for the same patient ID Re-attending within 3 months - Children	19	501	3.8%	9.9%	12.0%	12.3%
% of FP17s for the same patient ID Re-attending within 3 months - Adults	253	1,750	14.5%	13.6%	16.0%	16.7%
% of FP17s for the same patient ID Re-attending between 3 & 9 months - Children	185	501	36.9%	58.5%	58.8%	57.6%
% of FP17s for the same patient ID Re-attending between 3 & 9 months - Adults	672	1,750	38.4%	49.0%	51.2%	50.1%
% of FP17s for Band 1 Urgent Courses	54	2,167	2.5%	6.9%	8.0%	9.1%
% of FP17s Relating to Free Repair or Replacements	28	2,167	1.3%	0.8%	0.8%	0.8%
% of FP17s Relating to Continuations	23	2,167	1.1%	1.3%	1.2%	1.2%
% of Patients satisfied with the dentistry they have received	3	3	N/A	92.7%	92.7%	92.8%
% of Patients satisfied with the time they had to wait for an appointment	3	3	N/A	91.7%	89.1%	88.7%

* This is based on patients treated on this contract for their most recent course of treatment. Figures in italics indicate the base number of FP17s or Patient Questionnaire responses are less than 100. N/A is shown where the base number of responses is less than 10 during the period. % is calculated as Quantity/Base number*100

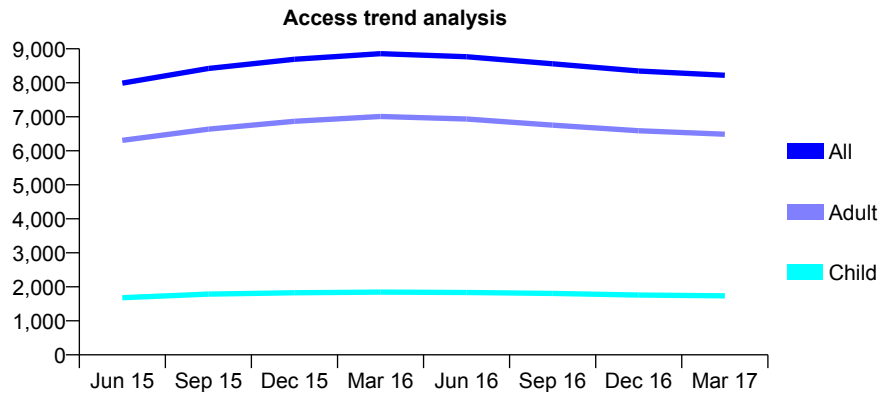
Q53 - Vital Signs At a Glance Contract Report for 134996/0001 - March 2017

Name or company name	Marden House Dental Practice Partnership
Contract type name	GDS Contract
Purpose of contract	General
Contract start date	17/01/2014
Contract end date	

16/17 Contracted general activity (UDA)	18,625
Carry forward general activity (UDA)	126
16/17 Contracted orthodontic activity (UOA)	0
Carry forward orthodontic activity (UOA)	0
Baseline contract value	£570,143.84

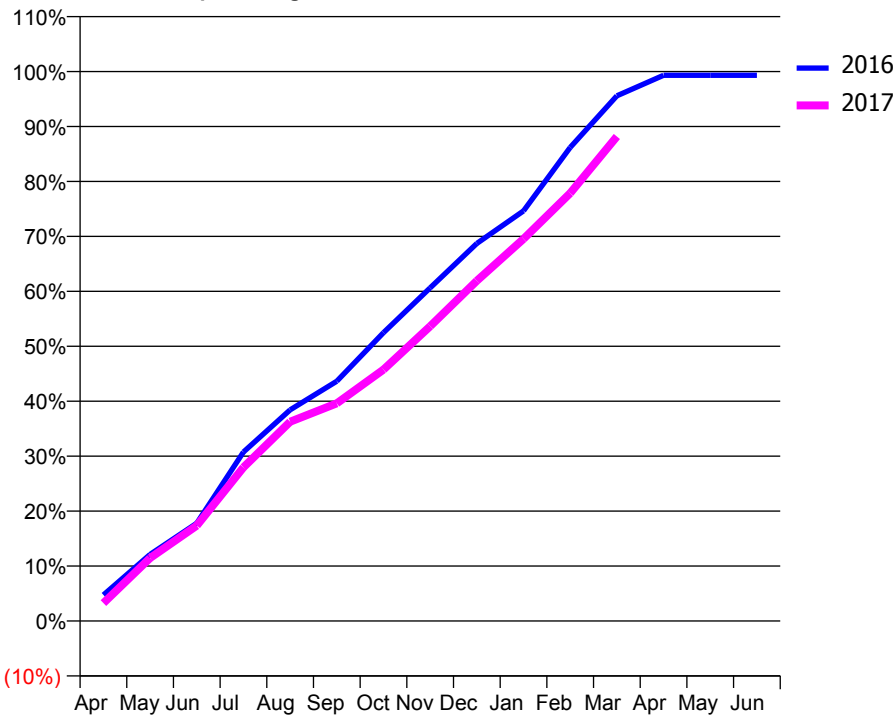
ACCESS*

Patients seen in 24 months	Total	Change since previous quarter
Quarter ending March 2016	8,858	
Quarter ending June 2016	8,768	↓
Quarter ending September 2016	8,559	↓
Quarter ending December 2016	8,349	↓
Quarter ending March 2017	8,222	↓
Variance since March 2016	(7.2%)	↓



ACTIVITY

Cumulative percentage of contracted UDA delivered 2016 & 2017



Month	Adjusted Scheduled Activity (UDA)	
	2016	2017
April	881	606
May	2,260	2,135
June	3,313	3,234
July	5,730	5,211
August	7,158	6,753
September	8,128	7,380
October	9,774	8,521
November	11,291	9,992
December	12,795	11,531
January	13,902	12,950
February	16,053	14,503
March	17,801	16,422
April	18,498	
May	18,498	
June	18,499	

QUALITY

	Quantity	Base Number	Contract	AT	Region	England
% of FP17s for the same patient ID Re-attending within 3 months - Children	102	1,977	5.2%	9.9%	12.0%	12.3%
% of FP17s for the same patient ID Re-attending within 3 months - Adults	918	7,586	12.1%	13.6%	16.0%	16.7%
% of FP17s for the same patient ID Re-attending between 3 & 9 months - Children	452	1,977	22.9%	58.5%	58.8%	57.6%
% of FP17s for the same patient ID Re-attending between 3 & 9 months - Adults	2,031	7,586	26.8%	49.0%	51.2%	50.1%
% of FP17s for Band 1 Urgent Courses	1,158	9,232	12.5%	6.9%	8.0%	9.1%
% of FP17s Relating to Free Repair or Replacements	51	9,232	0.6%	0.8%	0.8%	0.8%
% of FP17s Relating to Continuations	87	9,232	0.9%	1.3%	1.2%	1.2%
% of Patients satisfied with the dentistry they have received	15	21	71.4%	92.7%	92.7%	92.8%
% of Patients satisfied with the time they had to wait for an appointment	13	21	61.9%	91.7%	89.1%	88.7%

* This is based on patients treated on this contract for their most recent course of treatment. Figures in italics indicate the base number of FP17s or Patient Questionnaire responses are less than 100. N/A is shown where the base number of responses is less than 10 during the period. % is calculated as Quantity/Base number*100

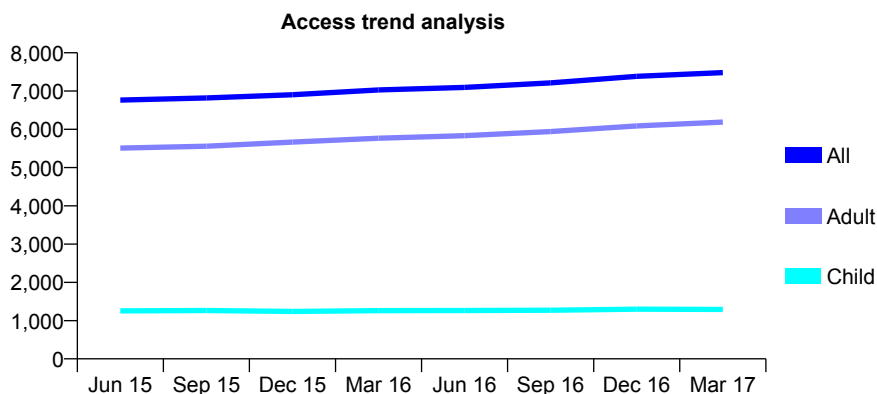
Q53 - Vital Signs At a Glance Contract Report for 135194/0001 - March 2017

Name or company name	S.R. Williams Ltd
Contract type name	GDS Contract
Purpose of contract	General
Contract start date	01/04/2009
Contract end date	

16/17 Contracted general activity (UDA)	18,067
Carry forward general activity (UDA)	-21
16/17 Contracted orthodontic activity (UOA)	0
Carry forward orthodontic activity (UOA)	0
Baseline contract value	£526,754.63

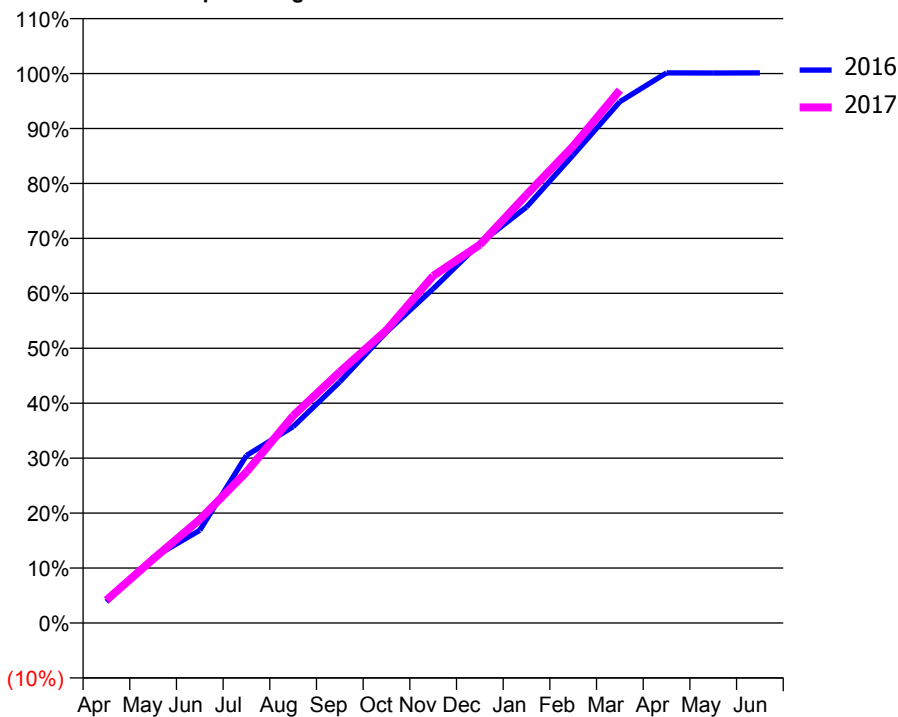
ACCESS*

Patients seen in 24 months	Total	Change since previous quarter
Quarter ending March 2016	7,028	
Quarter ending June 2016	7,095	→
Quarter ending September 2016	7,213	→
Quarter ending December 2016	7,385	↑
Quarter ending March 2017	7,483	→
Variance since March 2016	6.5%	↑



ACTIVITY

Cumulative percentage of contracted UDA delivered 2016 & 2017



Month	Adjusted Scheduled Activity (UDA)	
	2016	2017
April	701	753
May	2,150	2,101
June	3,050	3,405
July	5,511	4,963
August	6,456	6,814
September	7,929	8,257
October	9,570	9,632
November	10,991	11,415
December	12,483	12,435
January	13,677	14,080
February	15,388	15,681
March	17,142	17,524
April	18,086	
May	18,083	
June	18,088	

QUALITY

	Quantity	Base Number	Contract	AT	Region	England
% of FP17s for the same patient ID Re-attending within 3 months - Children	176	2,157	8.2%	9.9%	12.0%	12.3%
% of FP17s for the same patient ID Re-attending within 3 months - Adults	1,081	7,687	14.1%	13.6%	16.0%	16.7%
% of FP17s for the same patient ID Re-attending between 3 & 9 months - Children	1,377	2,157	63.8%	58.5%	58.8%	57.6%
% of FP17s for the same patient ID Re-attending between 3 & 9 months - Adults	2,481	7,687	32.3%	49.0%	51.2%	50.1%
% of FP17s for Band 1 Urgent Courses	665	9,365	7.1%	6.9%	8.0%	9.1%
% of FP17s Relating to Free Repair or Replacements	64	9,365	0.7%	0.8%	0.8%	0.8%
% of FP17s Relating to Continuations	192	9,365	2.1%	1.3%	1.2%	1.2%
% of Patients satisfied with the dentistry they have received	68	71	95.8%	92.7%	92.7%	92.8%
% of Patients satisfied with the time they had to wait for an appointment	65	71	91.5%	91.7%	89.1%	88.7%

* This is based on patients treated on this contract for their most recent course of treatment. Figures in italics indicate the base number of FP17s or Patient Questionnaire responses are less than 100. N/A is shown where the base number of responses is less than 10 during the period. % is calculated as Quantity/Base number*100

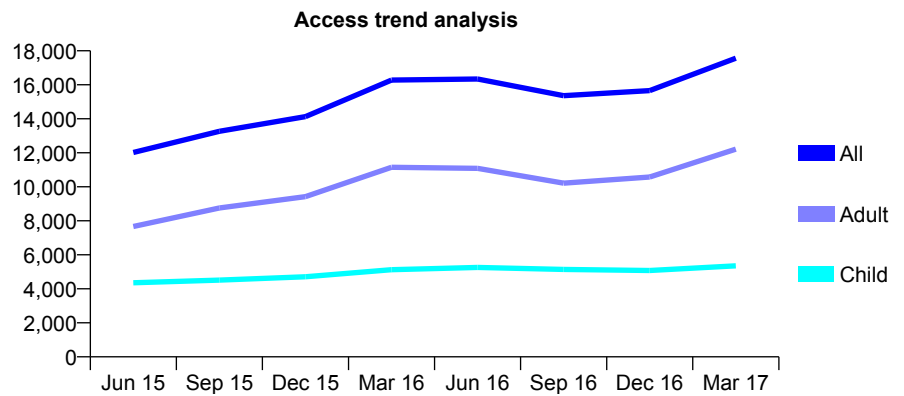
Q53 - Vital Signs At a Glance Contract Report for 137243/0001 - March 2017

Name or company name	Camphill Dental Practice
Contract type name	GDS Contract
Purpose of contract	General
Contract start date	01/04/2014
Contract end date	

16/17 Contracted general activity (UDA)	41,852
Carry forward general activity (UDA)	-178
16/17 Contracted orthodontic activity (UOA)	0
Carry forward orthodontic activity (UOA)	0
Baseline contract value	£934,435.04

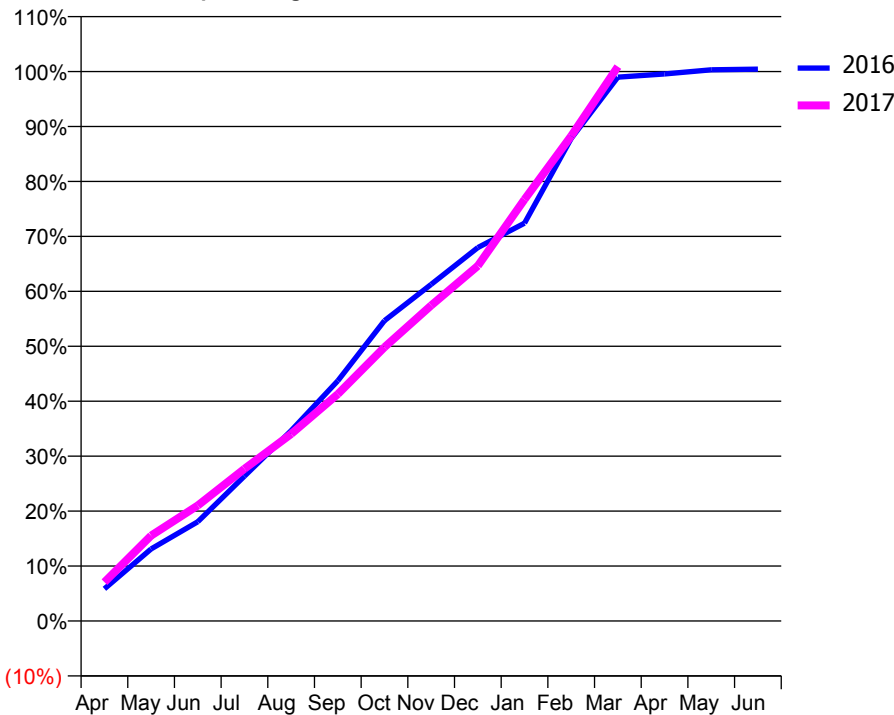
ACCESS*

Patients seen in 24 months	Total	Change since previous quarter
Quarter ending March 2016	16,275	
Quarter ending June 2016	16,345	→
Quarter ending September 2016	15,358	↓
Quarter ending December 2016	15,657	→
Quarter ending March 2017	17,564	↑
Variance since March 2016	7.9%	↑



ACTIVITY

Cumulative percentage of contracted UDA delivered 2016 & 2017



Month	Adjusted Scheduled Activity (UDA)	
	2016	2017
April	2,450	2,960
May	5,488	6,504
June	7,566	8,801
July	11,039	11,596
August	14,493	14,242
September	18,293	17,281
October	22,875	20,851
November	25,635	24,037
December	28,441	27,049
January	30,302	32,107
February	36,754	36,941
March	41,418	42,224
April	41,662	
May	41,981	
June	42,030	

QUALITY

	Quantity	Base Number	Contract	AT	Region	England
% of FP17s for the same patient ID Re-attending within 3 months - Children	612	7,554	8.1%	9.9%	12.0%	12.3%
% of FP17s for the same patient ID Re-attending within 3 months - Adults	1,570	13,140	11.9%	13.6%	16.0%	16.7%
% of FP17s for the same patient ID Re-attending between 3 & 9 months - Children	3,922	7,554	51.9%	58.5%	58.8%	57.6%
% of FP17s for the same patient ID Re-attending between 3 & 9 months - Adults	3,928	13,140	29.9%	49.0%	51.2%	50.1%
% of FP17s for Band 1 Urgent Courses	1,642	20,390	8.1%	6.9%	8.0%	9.1%
% of FP17s Relating to Free Repair or Replacements	81	20,390	0.4%	0.8%	0.8%	0.8%
% of FP17s Relating to Continuations	309	20,390	1.5%	1.3%	1.2%	1.2%
% of Patients satisfied with the dentistry they have received	19	24	79.2%	92.7%	92.7%	92.8%
% of Patients satisfied with the time they had to wait for an appointment	22	24	91.7%	91.7%	89.1%	88.7%

* This is based on patients treated on this contract for their most recent course of treatment. Figures in italics indicate the base number of FP17s or Patient Questionnaire responses are less than 100. N/A is shown where the base number of responses is less than 10 during the period. % is calculated as Quantity/Base number*100

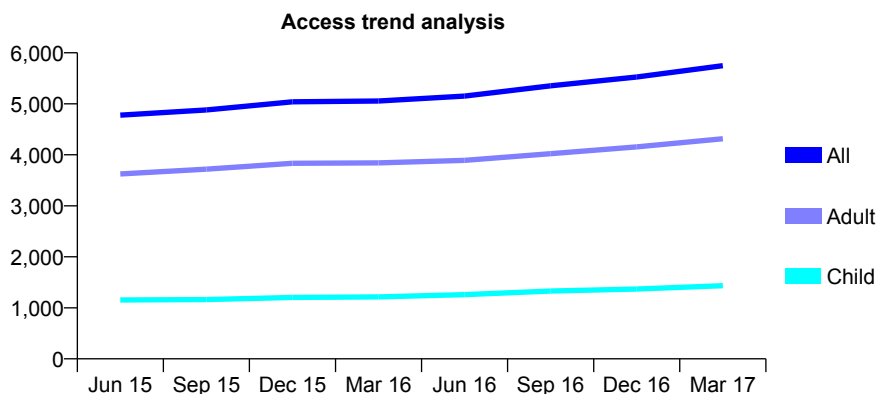
Q53 - Vital Signs At a Glance Contract Report for 138606/0001 - March 2017

Name or company name	Gentle Dental Care (DROITWICH)LTD
Contract type name	PDS Plus Contract
Purpose of contract	General
Contract start date	01/04/2012
Contract end date	31/03/2017

16/17 Contracted general activity (UDA)	13,850
Carry forward general activity (UDA)	-277
16/17 Contracted orthodontic activity (UOA)	0
Carry forward orthodontic activity (UOA)	0
Baseline contract value	£164,353.45

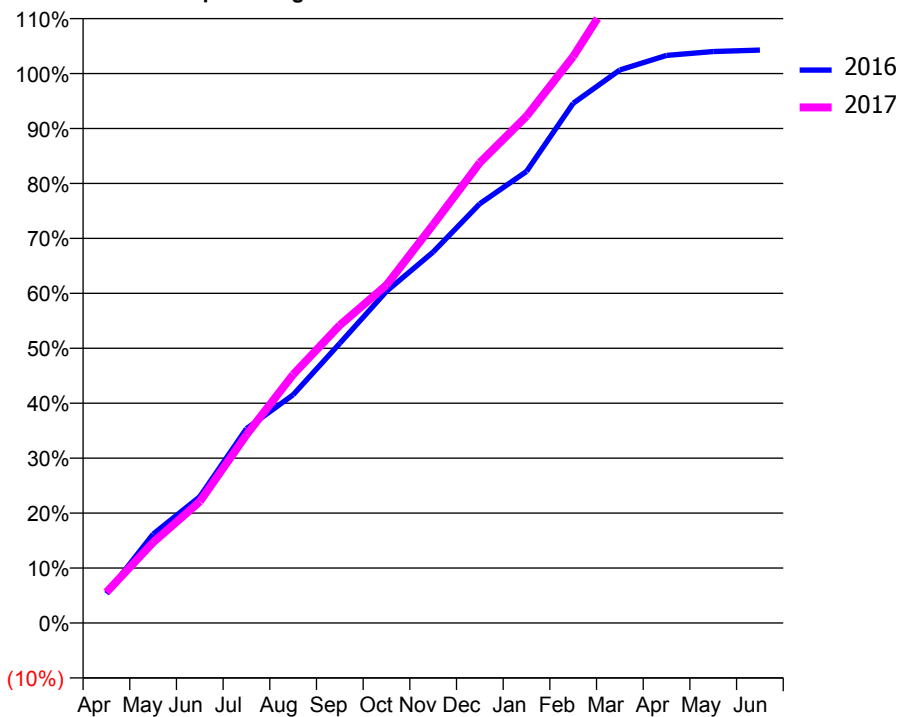
ACCESS*

Patients seen in 24 months	Total	Change since previous quarter
Quarter ending March 2016	5,055	
Quarter ending June 2016	5,151	→
Quarter ending September 2016	5,352	↑
Quarter ending December 2016	5,525	↑
Quarter ending March 2017	5,748	↑
Variance since March 2016	13.7%	↑



ACTIVITY

Cumulative percentage of contracted UDA delivered 2016 & 2017



Month	Adjusted Scheduled Activity (UDA)	
	2016	2017
April	741	776
May	2,240	2,032
June	3,186	3,060
July	4,900	4,744
August	5,752	6,263
September	7,048	7,507
October	8,360	8,520
November	9,353	10,042
December	10,569	11,603
January	11,384	12,773
February	13,100	14,278
March	13,941	16,118
April	14,307	
May	14,405	
June	14,440	

QUALITY

	Quantity	Base Number	Contract	AT	Region	England
% of FP17s for the same patient ID Re-attending within 3 months - Children	138	1,850	7.5%	9.9%	12.0%	12.3%
% of FP17s for the same patient ID Re-attending within 3 months - Adults	730	5,532	13.2%	13.6%	16.0%	16.7%
% of FP17s for the same patient ID Re-attending between 3 & 9 months - Children	831	1,850	44.9%	58.5%	58.8%	57.6%
% of FP17s for the same patient ID Re-attending between 3 & 9 months - Adults	2,319	5,532	41.9%	49.0%	51.2%	50.1%
% of FP17s for Band 1 Urgent Courses	625	7,184	8.7%	6.9%	8.0%	9.1%
% of FP17s Relating to Free Repair or Replacements	130	7,184	1.8%	0.8%	0.8%	0.8%
% of FP17s Relating to Continuations	66	7,184	0.9%	1.3%	1.2%	1.2%
% of Patients satisfied with the dentistry they have received	7	9	N/A	92.7%	92.7%	92.8%
% of Patients satisfied with the time they had to wait for an appointment	8	9	N/A	91.7%	89.1%	88.7%

* This is based on patients treated on this contract for their most recent course of treatment. Figures in italics indicate the base number of FP17s or Patient Questionnaire responses are less than 100. N/A is shown where the base number of responses is less than 10 during the period. % is calculated as Quantity/Base number*100

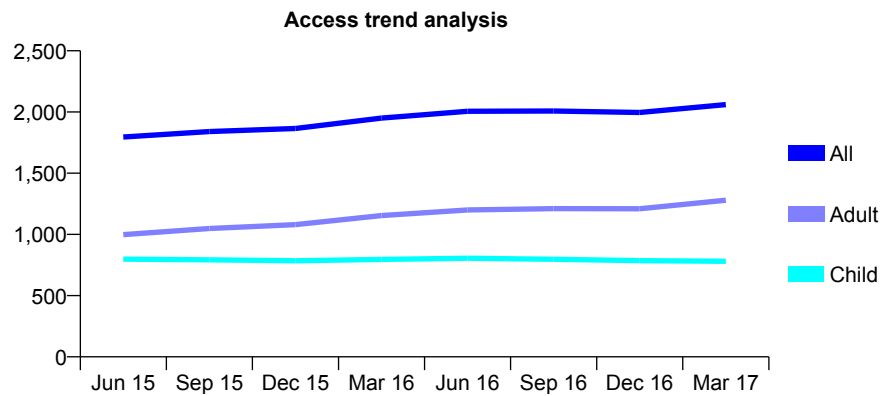
Q53 - Vital Signs At a Glance Contract Report for 141224/0001 - March 2017

Name or company name	Abbey Cottage Dental Practice Ltd
Contract type name	GDS Contract
Purpose of contract	General and Orthodontic
Contract start date	01/04/2009
Contract end date	

16/17 Contracted general activity (UDA)	5,526
Carry forward general activity (UDA)	0
16/17 Contracted orthodontic activity (UOA)	3
Carry forward orthodontic activity (UOA)	0
Baseline contract value	£134,599.50

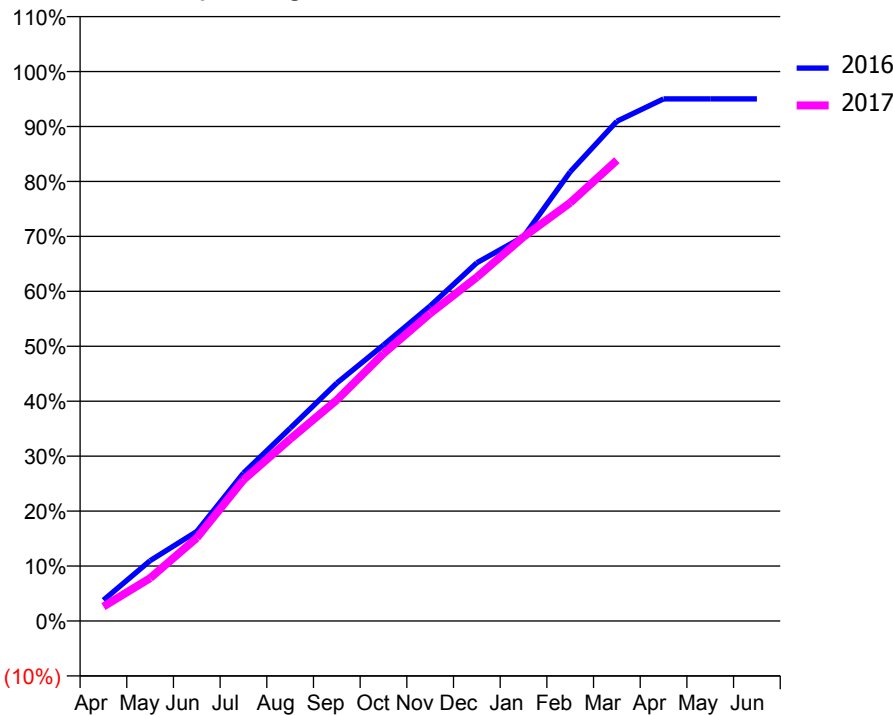
ACCESS*

Patients seen in 24 months	Total	Change since previous quarter
Quarter ending March 2016	1,950	
Quarter ending June 2016	2,006	↑
Quarter ending September 2016	2,008	→
Quarter ending December 2016	1,996	→
Quarter ending March 2017	2,060	↑
Variance since March 2016	5.6%	↑



ACTIVITY

Cumulative percentage of contracted UDA delivered 2016 & 2017



Month	Adjusted Scheduled Activity (UDA)	
	2016	2017
April	210	146
May	607	431
June	901	836
July	1,488	1,419
August	1,938	1,829
September	2,394	2,223
October	2,775	2,690
November	3,168	3,094
December	3,602	3,458
January	3,865	3,863
February	4,517	4,206
March	5,026	4,634
April	5,250	
May	5,250	
June	5,250	

QUALITY

	Quantity	Base Number	Contract	AT	Region	England
% of FP17s for the same patient ID Re-attending within 3 months - Children	76	1,234	6.2%	9.9%	12.0%	12.3%
% of FP17s for the same patient ID Re-attending within 3 months - Adults	226	1,663	13.6%	13.6%	16.0%	16.7%
% of FP17s for the same patient ID Re-attending between 3 & 9 months - Children	761	1,234	61.7%	58.5%	58.8%	57.6%
% of FP17s for the same patient ID Re-attending between 3 & 9 months - Adults	894	1,663	53.8%	49.0%	51.2%	50.1%
% of FP17s for Band 1 Urgent Courses	204	2,757	7.4%	6.9%	8.0%	9.1%
% of FP17s Relating to Free Repair or Replacements	6	2,757	0.2%	0.8%	0.8%	0.8%
% of FP17s Relating to Continuations	16	2,757	0.6%	1.3%	1.2%	1.2%
% of Patients satisfied with the dentistry they have received	2	2	N/A	92.7%	92.7%	92.8%
% of Patients satisfied with the time they had to wait for an appointment	2	2	N/A	91.7%	89.1%	88.7%

* This is based on patients treated on this contract for their most recent course of treatment. Figures in italics indicate the base number of FP17s or Patient Questionnaire responses are less than 100. N/A is shown where the base number of responses is less than 10 during the period. % is calculated as Quantity/Base number*100

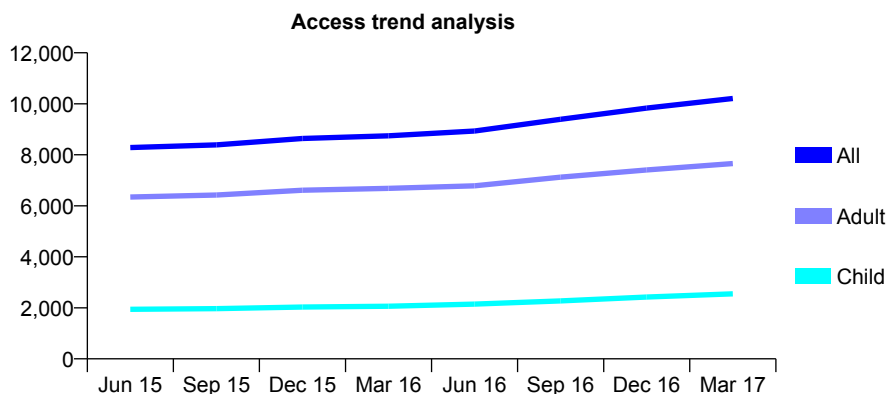
Q53 - Vital Signs At a Glance Contract Report for 141453/0001 - March 2017

Name or company name	Gentle Dental Care (WORCESTER)LTD
Contract type name	PDS Plus Contract
Purpose of contract	General
Contract start date	01/04/2012
Contract end date	31/03/2017

16/17 Contracted general activity (UDA)	30,500
Carry forward general activity (UDA)	0
16/17 Contracted orthodontic activity (UOA)	0
Carry forward orthodontic activity (UOA)	0
Baseline contract value	£360,149.30

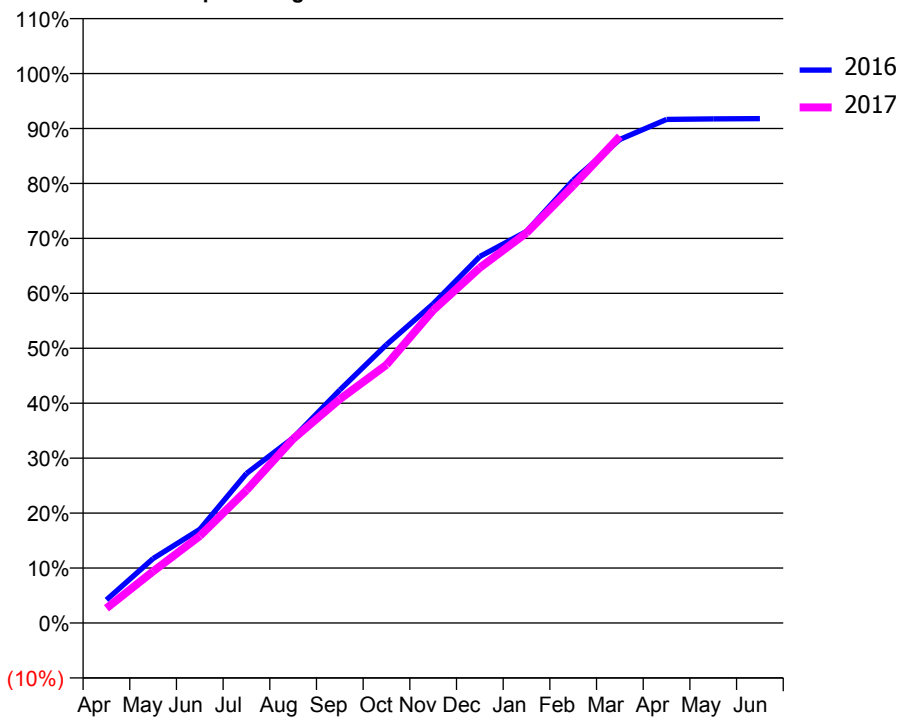
ACCESS*

Patients seen in 24 months	Total	Change since previous quarter
Quarter ending March 2016	8,747	
Quarter ending June 2016	8,931	↑
Quarter ending September 2016	9,394	↑
Quarter ending December 2016	9,832	↑
Quarter ending March 2017	10,210	↑
Variance since March 2016	16.7%	↑



ACTIVITY

Cumulative percentage of contracted UDA delivered 2016 & 2017



Month	Adjusted Scheduled Activity (UDA)	
	2016	2017
April	1,261	819
May	3,516	2,865
June	5,117	4,832
July	8,162	7,366
August	10,111	10,216
September	12,724	12,421
October	15,199	14,332
November	17,423	17,362
December	20,012	19,718
January	21,376	21,653
February	24,174	24,279
March	26,403	27,011
April	27,494	
May	27,522	
June	27,536	

QUALITY

	Quantity	Base Number	Contract	AT	Region	England
% of FP17s for the same patient ID Re-attending within 3 months - Children	269	3,158	8.5%	9.9%	12.0%	12.3%
% of FP17s for the same patient ID Re-attending within 3 months - Adults	1,634	9,144	17.9%	13.6%	16.0%	16.7%
% of FP17s for the same patient ID Re-attending between 3 & 9 months - Children	1,322	3,158	41.9%	58.5%	58.8%	57.6%
% of FP17s for the same patient ID Re-attending between 3 & 9 months - Adults	3,304	9,144	36.1%	49.0%	51.2%	50.1%
% of FP17s for Band 1 Urgent Courses	1,437	11,822	12.2%	6.9%	8.0%	9.1%
% of FP17s Relating to Free Repair or Replacements	164	11,822	1.4%	0.8%	0.8%	0.8%
% of FP17s Relating to Continuations	120	11,822	1.0%	1.3%	1.2%	1.2%
% of Patients satisfied with the dentistry they have received	14	14	100.0%	92.7%	92.7%	92.8%
% of Patients satisfied with the time they had to wait for an appointment	14	14	100.0%	91.7%	89.1%	88.7%

* This is based on patients treated on this contract for their most recent course of treatment. Figures in italics indicate the base number of FP17s or Patient Questionnaire responses are less than 100. N/A is shown where the base number of responses is less than 10 during the period. % is calculated as Quantity/Base number*100

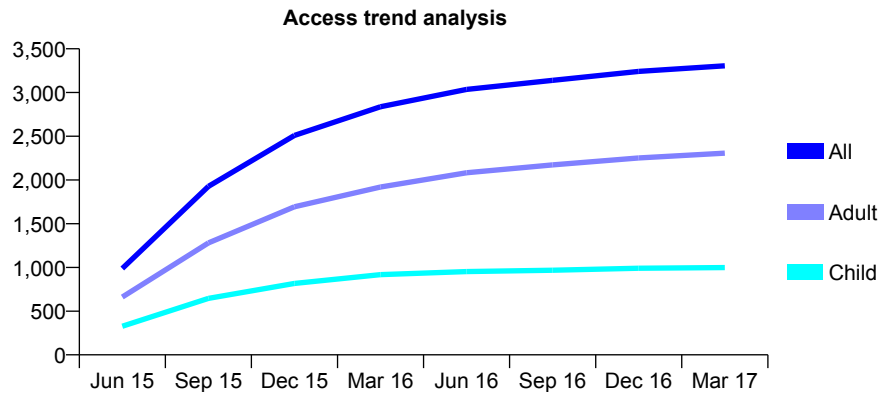
Q53 - Vital Signs At a Glance Contract Report for 142735/0001 - March 2017

Name or company name	Allesley Park Dental Practice
Contract type name	GDS Contract
Purpose of contract	General
Contract start date	01/04/2015
Contract end date	

16/17 Contracted general activity (UDA)	7,784
Carry forward general activity (UDA)	0
16/17 Contracted orthodontic activity (UOA)	0
Carry forward orthodontic activity (UOA)	0
Baseline contract value	£172,426.82

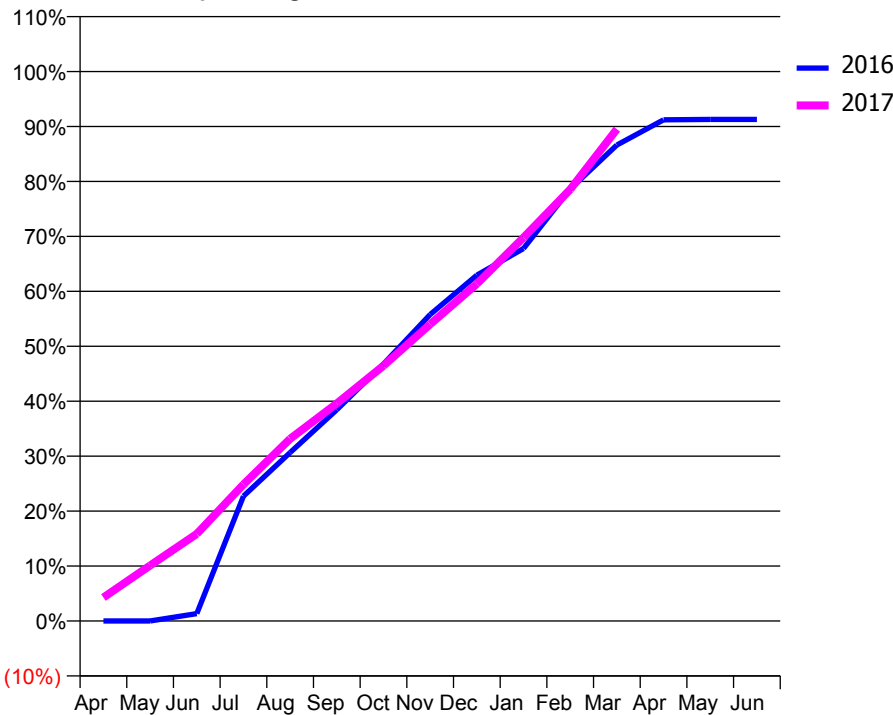
ACCESS*

Patients seen in 24 months	Total	Change since previous quarter
Quarter ending March 2016	2,837	
Quarter ending June 2016	3,036	↑
Quarter ending September 2016	3,140	↑
Quarter ending December 2016	3,241	↑
Quarter ending March 2017	3,305	→
Variance since March 2016	16.5%	↑



ACTIVITY

Cumulative percentage of contracted UDA delivered 2016 & 2017



Month	Adjusted Scheduled Activity (UDA)	
	2016	2017
April	0	334
May	0	787
June	107	1,235
July	1,800	1,935
August	2,430	2,581
September	3,047	3,082
October	3,707	3,617
November	4,420	4,204
December	4,988	4,776
January	5,373	5,431
February	6,230	6,113
March	6,865	6,968
April	7,229	
May	7,234	
June	7,234	

QUALITY

	Quantity	Base Number	Contract	AT	Region	England
% of FP17s for the same patient ID Re-attending within 3 months - Children	91	1,576	5.8%	9.9%	12.0%	12.3%
% of FP17s for the same patient ID Re-attending within 3 months - Adults	473	3,164	14.9%	13.6%	16.0%	16.7%
% of FP17s for the same patient ID Re-attending between 3 & 9 months - Children	960	1,576	60.9%	58.5%	58.8%	57.6%
% of FP17s for the same patient ID Re-attending between 3 & 9 months - Adults	1,772	3,164	56.0%	49.0%	51.2%	50.1%
% of FP17s for Band 1 Urgent Courses	206	3,757	5.5%	6.9%	8.0%	9.1%
% of FP17s Relating to Free Repair or Replacements	20	3,757	0.5%	0.8%	0.8%	0.8%
% of FP17s Relating to Continuations	49	3,757	1.3%	1.3%	1.2%	1.2%
% of Patients satisfied with the dentistry they have received	8	8	N/A	92.7%	92.7%	92.8%
% of Patients satisfied with the time they had to wait for an appointment	8	8	N/A	91.7%	89.1%	88.7%

* This is based on patients treated on this contract for their most recent course of treatment. Figures in italics indicate the base number of FP17s or Patient Questionnaire responses are less than 100. N/A is shown where the base number of responses is less than 10 during the period. % is calculated as Quantity/Base number*100

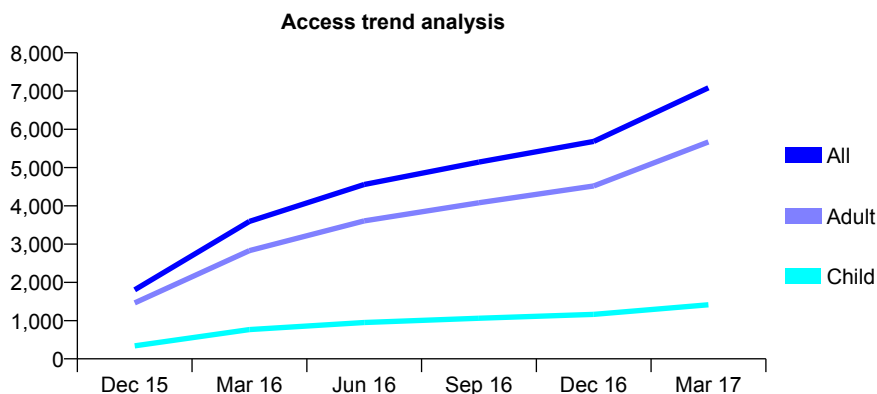
Q53 - Vital Signs At a Glance Contract Report for 143502/0001 - March 2017

Name or company name	Light Lane Dental Practice
Contract type name	GDS Contract
Purpose of contract	General and Orthodontic
Contract start date	01/10/2015
Contract end date	

16/17 Contracted general activity (UDA)	22,006
Carry forward general activity (UDA)	0
16/17 Contracted orthodontic activity (UOA)	290
Carry forward orthodontic activity (UOA)	-6
Baseline contract value	£609,958.63

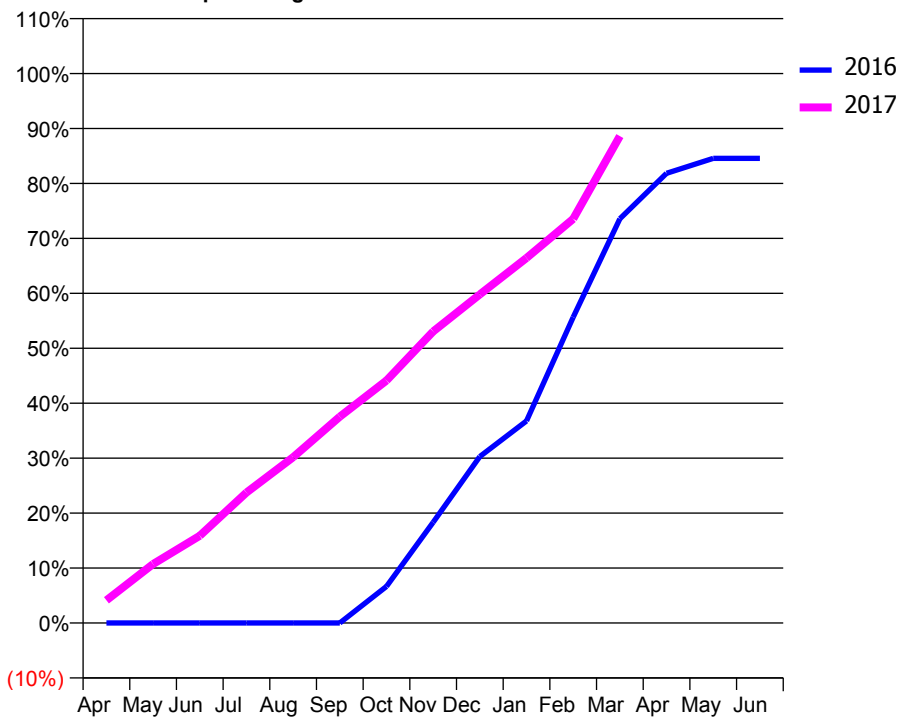
ACCESS*

Patients seen in 24 months	Total	Change since previous quarter
Quarter ending March 2016	3,592	
Quarter ending June 2016	4,558	↑
Quarter ending September 2016	5,142	↑
Quarter ending December 2016	5,684	↑
Quarter ending March 2017	7,085	↑
Variance since March 2016	97.2%	↑



ACTIVITY

Cumulative percentage of contracted UDA delivered 2016 & 2017



Month	Adjusted Scheduled Activity (UDA)	
	2016	2017
April	0	912
May	0	2,365
June	0	3,494
July	0	5,227
August	0	6,638
September	0	8,264
October	733	9,711
November	2,017	11,677
December	3,334	13,160
January	4,046	14,619
February	6,125	16,184
March	8,096	19,500
April	9,004	
May	9,303	
June	9,303	

QUALITY

	Quantity	Base Number	Contract	AT	Region	England
% of FP17s for the same patient ID Re-attending within 3 months - Children	51	1,866	2.7%	9.9%	12.0%	12.3%
% of FP17s for the same patient ID Re-attending within 3 months - Adults	1,209	7,879	15.3%	13.6%	16.0%	16.7%
% of FP17s for the same patient ID Re-attending between 3 & 9 months - Children	894	1,866	47.9%	58.5%	58.8%	57.6%
% of FP17s for the same patient ID Re-attending between 3 & 9 months - Adults	3,436	7,879	43.6%	49.0%	51.2%	50.1%
% of FP17s for Band 1 Urgent Courses	307	9,239	3.3%	6.9%	8.0%	9.1%
% of FP17s Relating to Free Repair or Replacements	30	9,239	0.3%	0.8%	0.8%	0.8%
% of FP17s Relating to Continuations	25	9,239	0.3%	1.3%	1.2%	1.2%
% of Patients satisfied with the dentistry they have received	13	16	81.3%	92.7%	92.7%	92.8%
% of Patients satisfied with the time they had to wait for an appointment	15	16	93.8%	91.7%	89.1%	88.7%

* This is based on patients treated on this contract for their most recent course of treatment. Figures in italics indicate the base number of FP17s or Patient Questionnaire responses are less than 100. N/A is shown where the base number of responses is less than 10 during the period. % is calculated as Quantity/Base number*100

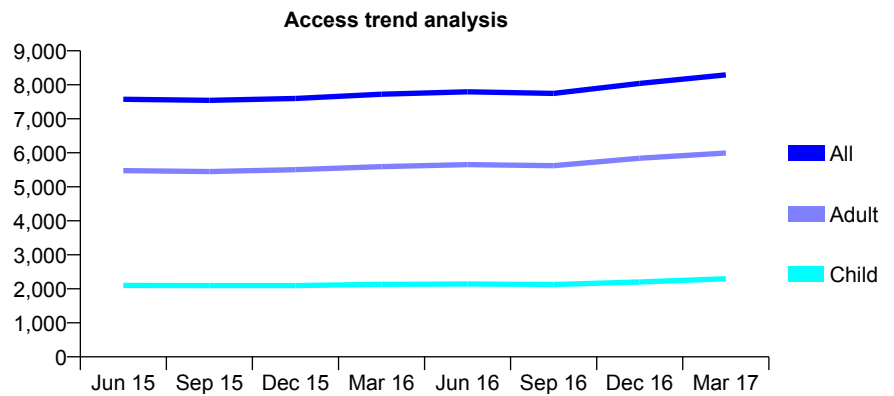
Q53 - Vital Signs At a Glance Contract Report for 143561/0001 - March 2017

Name or company name	New Road Dental Practice
Contract type name	GDS Contract
Purpose of contract	General
Contract start date	01/06/2008
Contract end date	

16/17 Contracted general activity (UDA)	21,350
Carry forward general activity (UDA)	773
16/17 Contracted orthodontic activity (UOA)	0
Carry forward orthodontic activity (UOA)	0
Baseline contract value	£474,121.71

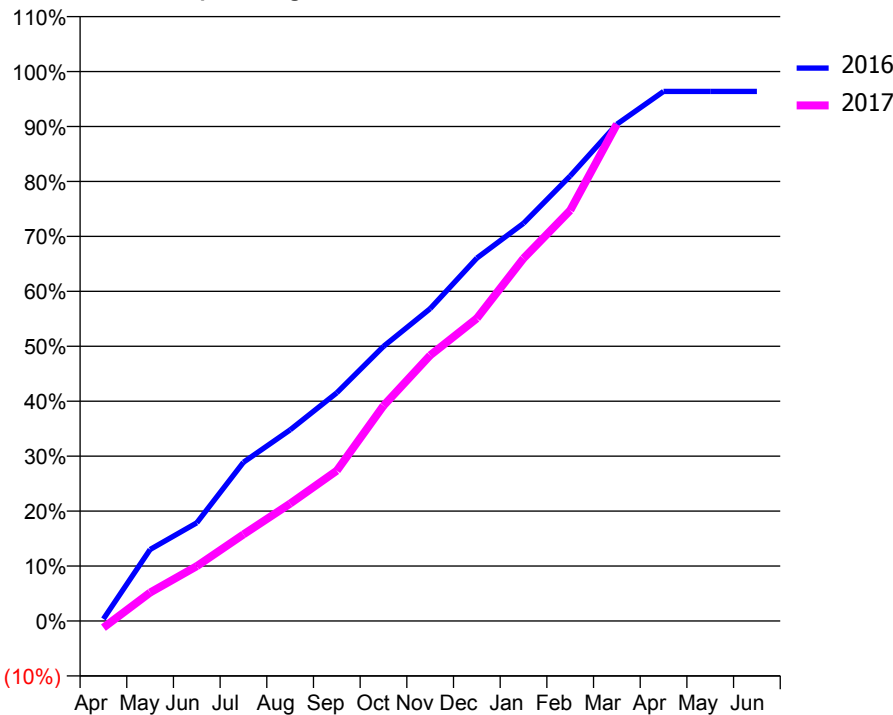
ACCESS*

Patients seen in 24 months	Total	Change since previous quarter
Quarter ending March 2016	7,725	
Quarter ending June 2016	7,794	→
Quarter ending September 2016	7,749	→
Quarter ending December 2016	8,041	↑
Quarter ending March 2017	8,294	↑
Variance since March 2016	7.4%	↑



ACTIVITY

Cumulative percentage of contracted UDA delivered 2016 & 2017



Month	Adjusted Scheduled Activity (UDA)	
	2016	2017
April	79	-261
May	2,782	1,107
June	3,818	2,131
July	6,170	3,367
August	7,429	4,561
September	8,868	5,839
October	10,668	8,365
November	12,134	10,324
December	14,100	11,757
January	15,451	14,090
February	17,291	15,955
March	19,302	19,304
April	20,575	
May	20,576	
June	20,577	

QUALITY

	Quantity	Base Number	Contract	AT	Region	England
% of FP17s for the same patient ID Re-attending within 3 months - Children	246	4,031	6.1%	9.9%	12.0%	12.3%
% of FP17s for the same patient ID Re-attending within 3 months - Adults	922	7,988	11.5%	13.6%	16.0%	16.7%
% of FP17s for the same patient ID Re-attending between 3 & 9 months - Children	2,689	4,031	66.7%	58.5%	58.8%	57.6%
% of FP17s for the same patient ID Re-attending between 3 & 9 months - Adults	4,616	7,988	57.8%	49.0%	51.2%	50.1%
% of FP17s for Band 1 Urgent Courses	571	10,332	5.5%	6.9%	8.0%	9.1%
% of FP17s Relating to Free Repair or Replacements	79	10,332	0.8%	0.8%	0.8%	0.8%
% of FP17s Relating to Continuations	168	10,332	1.6%	1.3%	1.2%	1.2%
% of Patients satisfied with the dentistry they have received	29	32	90.6%	92.7%	92.7%	92.8%
% of Patients satisfied with the time they had to wait for an appointment	30	32	93.8%	91.7%	89.1%	88.7%

* This is based on patients treated on this contract for their most recent course of treatment. Figures in italics indicate the base number of FP17s or Patient Questionnaire responses are less than 100. N/A is shown where the base number of responses is less than 10 during the period. % is calculated as Quantity/Base number*100

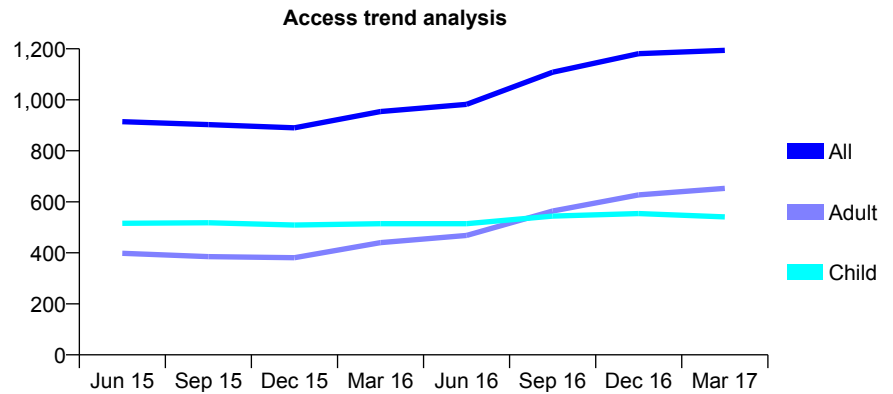
Q53 - Vital Signs At a Glance Contract Report for 147222/0001 - March 2017

Name or company name	Hudson & Mileson
Contract type name	GDS Contract
Purpose of contract	General
Contract start date	01/04/2006
Contract end date	

16/17 Contracted general activity (UDA)	2,600
Carry forward general activity (UDA)	0
16/17 Contracted orthodontic activity (UOA)	0
Carry forward orthodontic activity (UOA)	0
Baseline contract value	£77,523.93

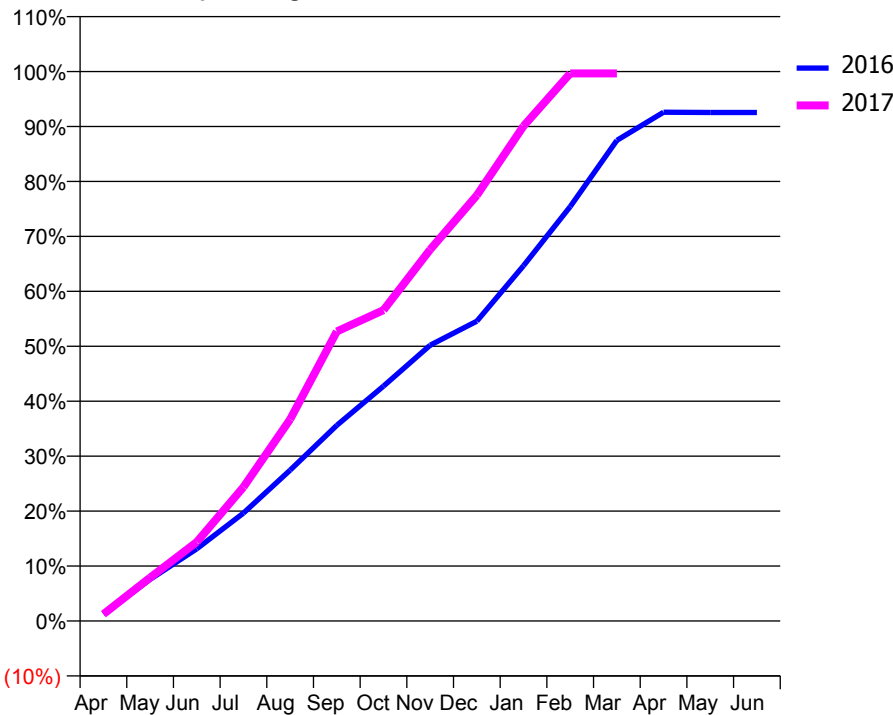
ACCESS*

Patients seen in 24 months	Total	Change since previous quarter
Quarter ending March 2016	954	
Quarter ending June 2016	982	↑
Quarter ending September 2016	1,108	↑
Quarter ending December 2016	1,181	↑
Quarter ending March 2017	1,194	→
Variance since March 2016	25.2%	↑



ACTIVITY

Cumulative percentage of contracted UDA delivered 2016 & 2017



Month	Adjusted Scheduled Activity (UDA)	
	2016	2017
April	32	32
May	197	205
June	342	374
July	511	634
August	714	954
September	926	1,370
October	1,112	1,471
November	1,305	1,757
December	1,419	2,014
January	1,681	2,342
February	1,961	2,591
March	2,274	2,591
April	2,407	
May	2,406	
June	2,406	

QUALITY

	Quantity	Base Number	Contract	AT	Region	England
% of FP17s for the same patient ID Re-attending within 3 months - Children	69	852	8.1%	9.9%	12.0%	12.3%
% of FP17s for the same patient ID Re-attending within 3 months - Adults	97	841	11.5%	13.6%	16.0%	16.7%
% of FP17s for the same patient ID Re-attending between 3 & 9 months - Children	543	852	63.7%	58.5%	58.8%	57.6%
% of FP17s for the same patient ID Re-attending between 3 & 9 months - Adults	359	841	42.7%	49.0%	51.2%	50.1%
% of FP17s for Band 1 Urgent Courses	61	1,620	3.8%	6.9%	8.0%	9.1%
% of FP17s Relating to Free Repair or Replacements	0	1,620	0.0%	0.8%	0.8%	0.8%
% of FP17s Relating to Continuations	24	1,620	1.5%	1.3%	1.2%	1.2%
% of Patients satisfied with the dentistry they have received	0	0	N/A	92.7%	92.7%	92.8%
% of Patients satisfied with the time they had to wait for an appointment	0	0	N/A	91.7%	89.1%	88.7%

* This is based on patients treated on this contract for their most recent course of treatment. Figures in italics indicate the base number of FP17s or Patient Questionnaire responses are less than 100. N/A is shown where the base number of responses is less than 10 during the period. % is calculated as Quantity/Base number*100

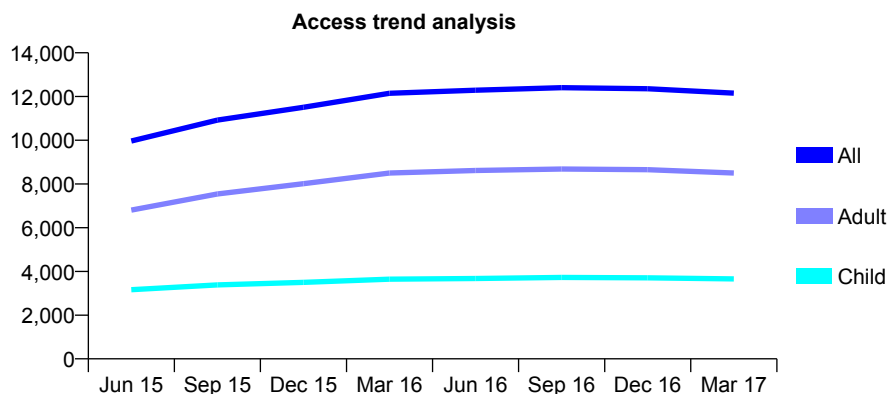
Q53 - Vital Signs At a Glance Contract Report for 148571/0001 - March 2017

Name or company name	Lyppard Dental Centre
Contract type name	GDS Contract
Purpose of contract	General
Contract start date	01/04/2014
Contract end date	

16/17 Contracted general activity (UDA)	26,414
Carry forward general activity (UDA)	-296
16/17 Contracted orthodontic activity (UOA)	0
Carry forward orthodontic activity (UOA)	0
Baseline contract value	£826,667.75

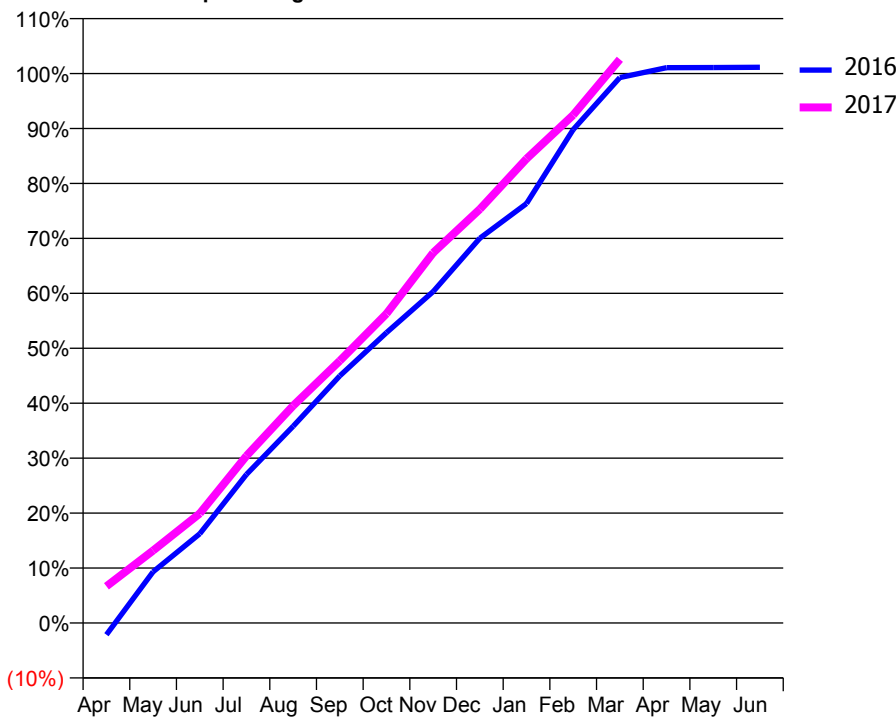
ACCESS*

Patients seen in 24 months	Total	Change since previous quarter
Quarter ending March 2016	12,146	
Quarter ending June 2016	12,290	→
Quarter ending September 2016	12,407	→
Quarter ending December 2016	12,359	→
Quarter ending March 2017	12,155	↓
Variance since March 2016	0.1%	→



ACTIVITY

Cumulative percentage of contracted UDA delivered 2016 & 2017



Month	Adjusted Scheduled Activity (UDA)	
	2016	2017
April	-564	1,765
May	2,462	3,483
June	4,295	5,266
July	7,142	8,033
August	9,455	10,443
September	11,883	12,605
October	13,958	14,866
November	15,931	17,794
December	18,499	19,895
January	20,161	22,313
February	23,721	24,415
March	26,216	27,097
April	26,696	
May	26,697	
June	26,710	

QUALITY

	Quantity	Base Number	Contract	AT	Region	England
% of FP17s for the same patient ID Re-attending within 3 months - Children	292	4,865	6.0%	9.9%	12.0%	12.3%
% of FP17s for the same patient ID Re-attending within 3 months - Adults	993	8,831	11.2%	13.6%	16.0%	16.7%
% of FP17s for the same patient ID Re-attending between 3 & 9 months - Children	2,108	4,865	43.3%	58.5%	58.8%	57.6%
% of FP17s for the same patient ID Re-attending between 3 & 9 months - Adults	2,598	8,831	29.4%	49.0%	51.2%	50.1%
% of FP17s for Band 1 Urgent Courses	883	13,436	6.6%	6.9%	8.0%	9.1%
% of FP17s Relating to Free Repair or Replacements	92	13,436	0.7%	0.8%	0.8%	0.8%
% of FP17s Relating to Continuations	184	13,436	1.4%	1.3%	1.2%	1.2%
% of Patients satisfied with the dentistry they have received	25	26	96.2%	92.7%	92.7%	92.8%
% of Patients satisfied with the time they had to wait for an appointment	25	26	96.2%	91.7%	89.1%	88.7%

* This is based on patients treated on this contract for their most recent course of treatment. Figures in italics indicate the base number of FP17s or Patient Questionnaire responses are less than 100. N/A is shown where the base number of responses is less than 10 during the period. % is calculated as Quantity/Base number*100

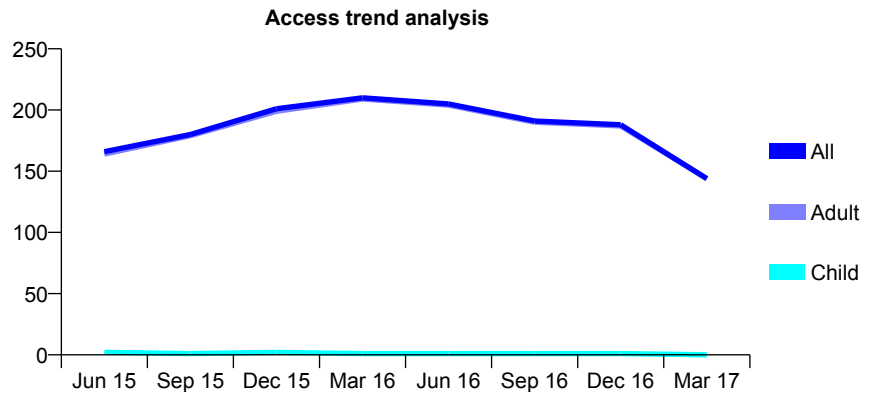
Q53 - Vital Signs At a Glance Contract Report for 148571/0002 - March 2017

Name or company name	Lyppard Dental Centre
Contract type name	GDS Contract
Purpose of contract	General
Contract start date	01/04/2014
Contract end date	

16/17 Contracted general activity (UDA)	750
Carry forward general activity (UDA)	-5
16/17 Contracted orthodontic activity (UOA)	0
Carry forward orthodontic activity (UOA)	0
Baseline contract value	£275,353.14

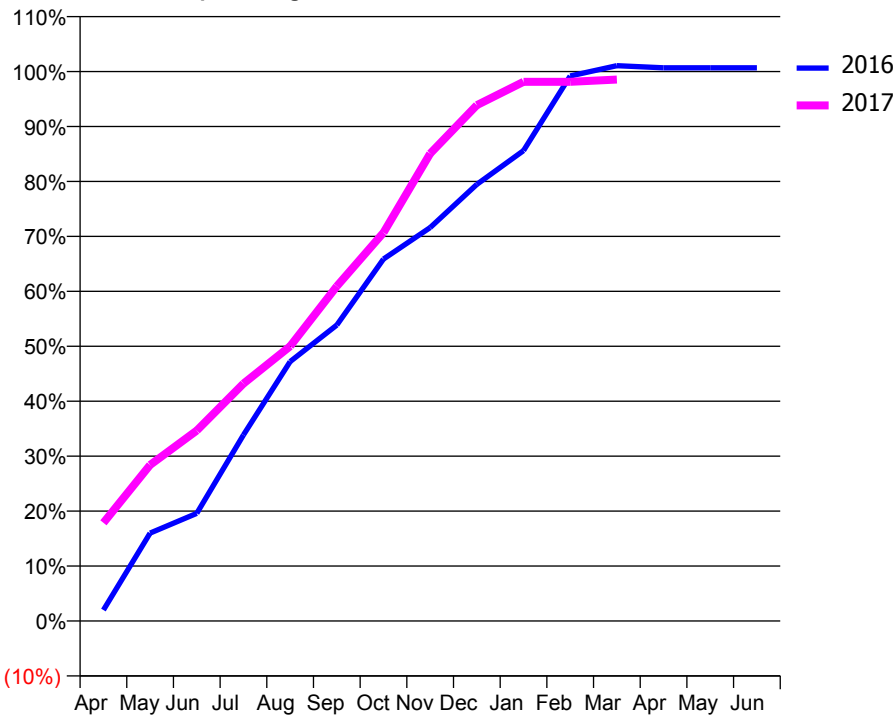
ACCESS*

Patients seen in 24 months	Total	Change since previous quarter
Quarter ending March 2016	210	
Quarter ending June 2016	205	↓
Quarter ending September 2016	191	↓
Quarter ending December 2016	188	↓
Quarter ending March 2017	144	↓
Variance since March 2016	(31.4%)	↓



ACTIVITY

Cumulative percentage of contracted UDA delivered 2016 & 2017



Month	Adjusted Scheduled Activity (UDA)	
	2016	2017
April	15	134
May	120	213
June	147	260
July	254	324
August	354	375
September	404	457
October	494	530
November	537	638
December	596	704
January	642	736
February	744	736
March	758	739
April	755	
May	755	
June	755	

QUALITY

	Quantity	Base Number	Contract	AT	Region	England
% of FP17s for the same patient ID Re-attending within 3 months - Children	0	0	N/A	9.9%	12.0%	12.3%
% of FP17s for the same patient ID Re-attending within 3 months - Adults	10	253	4.0%	13.6%	16.0%	16.7%
% of FP17s for the same patient ID Re-attending between 3 & 9 months - Children	0	0	N/A	58.5%	58.8%	57.6%
% of FP17s for the same patient ID Re-attending between 3 & 9 months - Adults	8	253	3.2%	49.0%	51.2%	50.1%
% of FP17s for Band 1 Urgent Courses	0	256	0.0%	6.9%	8.0%	9.1%
% of FP17s Relating to Free Repair or Replacements	0	256	0.0%	0.8%	0.8%	0.8%
% of FP17s Relating to Continuations	6	256	2.3%	1.3%	1.2%	1.2%
% of Patients satisfied with the dentistry they have received	0	0	N/A	92.7%	92.7%	92.8%
% of Patients satisfied with the time they had to wait for an appointment	0	0	N/A	91.7%	89.1%	88.7%

* This is based on patients treated on this contract for their most recent course of treatment. Figures in italics indicate the base number of FP17s or Patient Questionnaire responses are less than 100. N/A is shown where the base number of responses is less than 10 during the period. % is calculated as Quantity/Base number*100

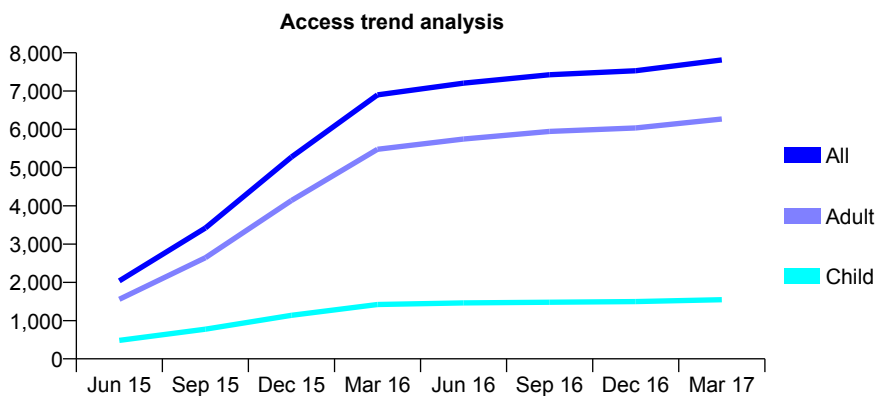
Q53 - Vital Signs At a Glance Contract Report for 150312/0001 - March 2017

Name or company name	Dorset House Dental
Contract type name	GDS Contract
Purpose of contract	General and Orthodontic
Contract start date	01/04/2015
Contract end date	

16/17 Contracted general activity (UDA)	21,588
Carry forward general activity (UDA)	121
16/17 Contracted orthodontic activity (UOA)	628
Carry forward orthodontic activity (UOA)	-13
Baseline contract value	£689,694.44

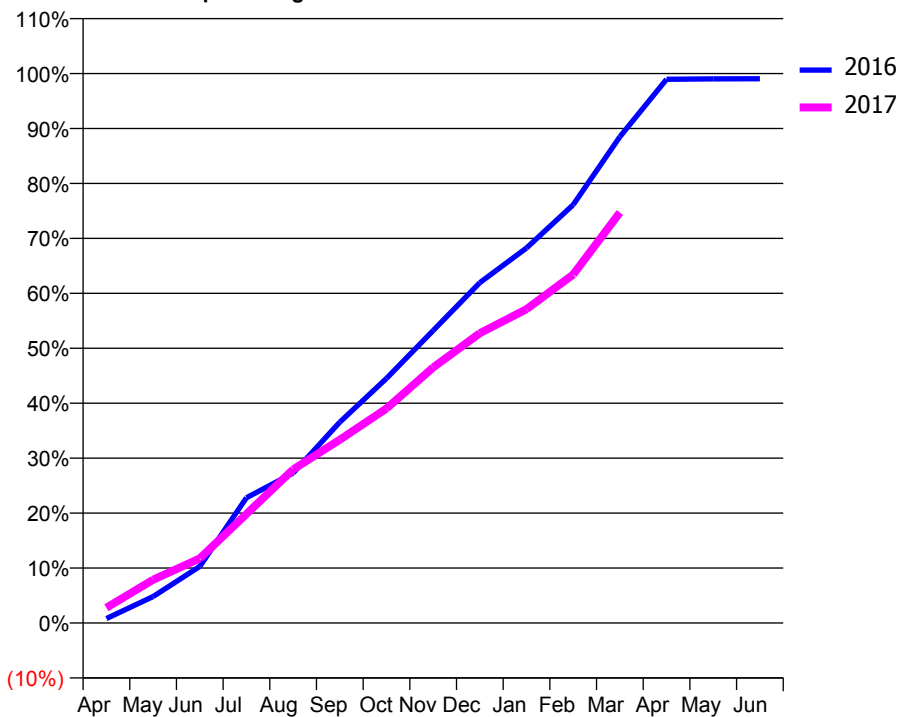
ACCESS*

Patients seen in 24 months	Total	Change since previous quarter
Quarter ending March 2016	6,899	
Quarter ending June 2016	7,208	↑
Quarter ending September 2016	7,425	↑
Quarter ending December 2016	7,531	→
Quarter ending March 2017	7,815	↑
Variance since March 2016	13.3%	↑



ACTIVITY

Cumulative percentage of contracted UDA delivered 2016 & 2017



Month	Adjusted Scheduled Activity (UDA)	
	2016	2017
April	176	601
May	1,042	1,699
June	2,223	2,540
July	4,923	4,282
August	5,890	6,030
September	7,890	7,203
October	9,610	8,427
November	11,489	10,042
December	13,374	11,386
January	14,731	12,327
February	16,429	13,693
March	19,105	16,130
April	21,364	
May	21,375	
June	21,381	

QUALITY

	Quantity	Base Number	Contract	AT	Region	England
% of FP17s for the same patient ID Re-attending within 3 months - Children	127	2,244	5.7%	9.9%	12.0%	12.3%
% of FP17s for the same patient ID Re-attending within 3 months - Adults	814	7,398	11.0%	13.6%	16.0%	16.7%
% of FP17s for the same patient ID Re-attending between 3 & 9 months - Children	1,163	2,244	51.8%	58.5%	58.8%	57.6%
% of FP17s for the same patient ID Re-attending between 3 & 9 months - Adults	2,905	7,398	39.3%	49.0%	51.2%	50.1%
% of FP17s for Band 1 Urgent Courses	261	8,511	3.1%	6.9%	8.0%	9.1%
% of FP17s Relating to Free Repair or Replacements	83	8,511	1.0%	0.8%	0.8%	0.8%
% of FP17s Relating to Continuations	236	8,511	2.8%	1.3%	1.2%	1.2%
% of Patients satisfied with the dentistry they have received	22	24	91.7%	92.7%	92.7%	92.8%
% of Patients satisfied with the time they had to wait for an appointment	21	24	87.5%	91.7%	89.1%	88.7%

* This is based on patients treated on this contract for their most recent course of treatment. Figures in italics indicate the base number of FP17s or Patient Questionnaire responses are less than 100. N/A is shown where the base number of responses is less than 10 during the period. % is calculated as Quantity/Base number*100

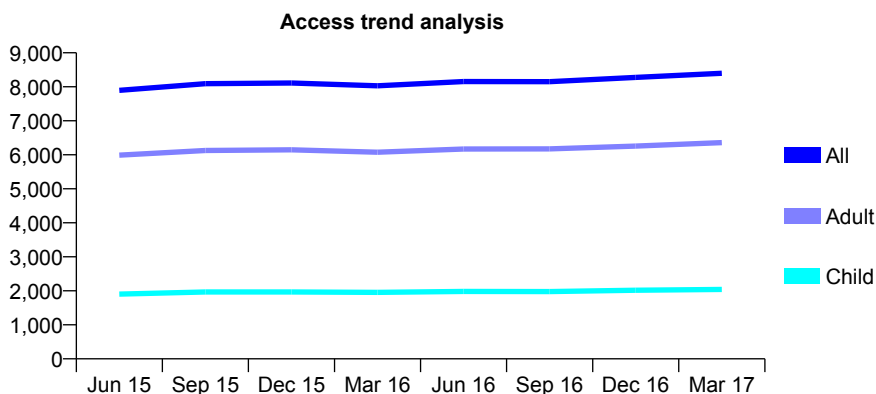
Q53 - Vital Signs At a Glance Contract Report for 152358/0001 - March 2017

Name or company name	Ombersley Road Dental Practice
Contract type name	GDS Contract
Purpose of contract	General
Contract start date	22/03/2011
Contract end date	

16/17 Contracted general activity (UDA)	25,610
Carry forward general activity (UDA)	0
16/17 Contracted orthodontic activity (UOA)	0
Carry forward orthodontic activity (UOA)	0
Baseline contract value	£635,226.26

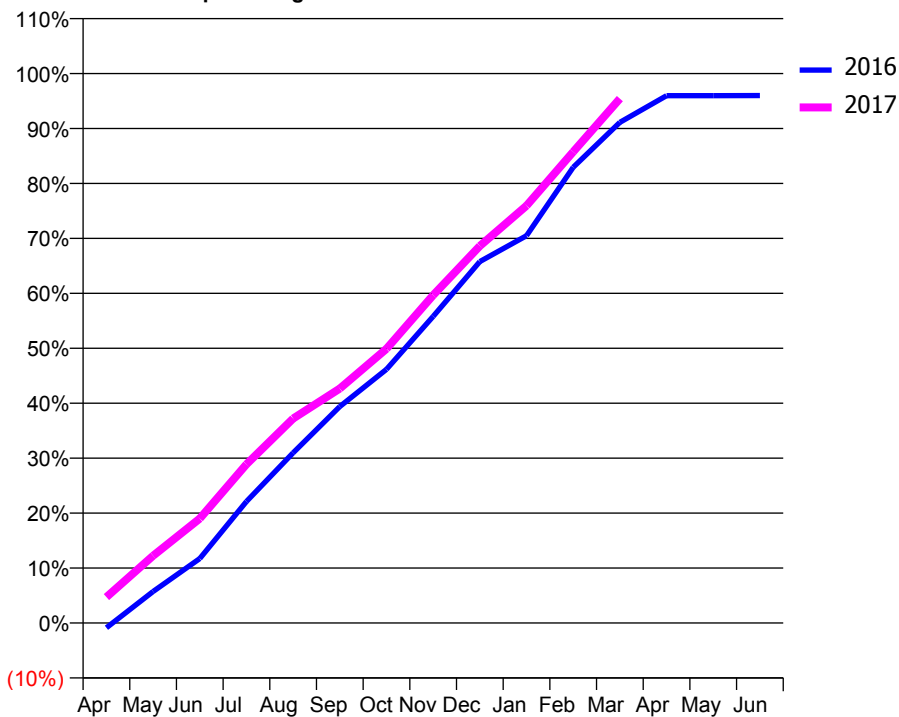
ACCESS*

Patients seen in 24 months	Total	Change since previous quarter
Quarter ending March 2016	8,031	
Quarter ending June 2016	8,153	→
Quarter ending September 2016	8,150	→
Quarter ending December 2016	8,275	→
Quarter ending March 2017	8,399	→
Variance since March 2016	4.6%	↑



ACTIVITY

Cumulative percentage of contracted UDA delivered 2016 & 2017



Month	Adjusted Scheduled Activity (UDA)	
	2016	2017
April	-229	1,206
May	1,470	3,135
June	3,002	4,871
July	5,662	7,400
August	7,931	9,533
September	10,089	10,930
October	11,825	12,779
November	14,290	15,278
December	16,846	17,574
January	18,049	19,449
February	21,242	21,961
March	23,331	24,439
April	24,574	
May	24,575	
June	24,584	

QUALITY

	Quantity	Base Number	Contract	AT	Region	England
% of FP17s for the same patient ID Re-attending within 3 months - Children	80	2,873	2.8%	9.9%	12.0%	12.3%
% of FP17s for the same patient ID Re-attending within 3 months - Adults	427	8,252	5.2%	13.6%	16.0%	16.7%
% of FP17s for the same patient ID Re-attending between 3 & 9 months - Children	1,876	2,873	65.3%	58.5%	58.8%	57.6%
% of FP17s for the same patient ID Re-attending between 3 & 9 months - Adults	5,368	8,252	65.1%	49.0%	51.2%	50.1%
% of FP17s for Band 1 Urgent Courses	261	10,652	2.5%	6.9%	8.0%	9.1%
% of FP17s Relating to Free Repair or Replacements	63	10,652	0.6%	0.8%	0.8%	0.8%
% of FP17s Relating to Continuations	22	10,652	0.2%	1.3%	1.2%	1.2%
% of Patients satisfied with the dentistry they have received	25	25	100.0%	92.7%	92.7%	92.8%
% of Patients satisfied with the time they had to wait for an appointment	24	25	96.0%	91.7%	89.1%	88.7%

* This is based on patients treated on this contract for their most recent course of treatment. Figures in italics indicate the base number of FP17s or Patient Questionnaire responses are less than 100. N/A is shown where the base number of responses is less than 10 during the period. % is calculated as Quantity/Base number*100

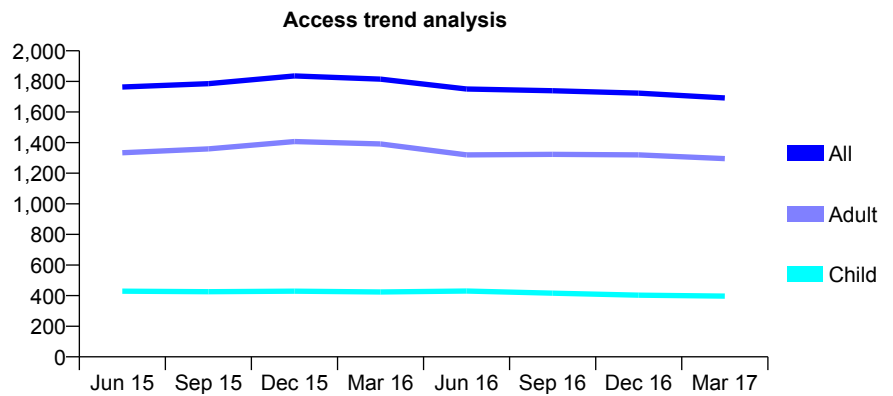
Q53 - Vital Signs At a Glance Contract Report for 152366/0001 - March 2017

Name or company name	Damani Dental Practice.
Contract type name	GDS Contract
Purpose of contract	General
Contract start date	08/12/2010
Contract end date	

16/17 Contracted general activity (UDA)	5,961
Carry forward general activity (UDA)	-40
16/17 Contracted orthodontic activity (UOA)	0
Carry forward orthodontic activity (UOA)	0
Baseline contract value	£151,584.22

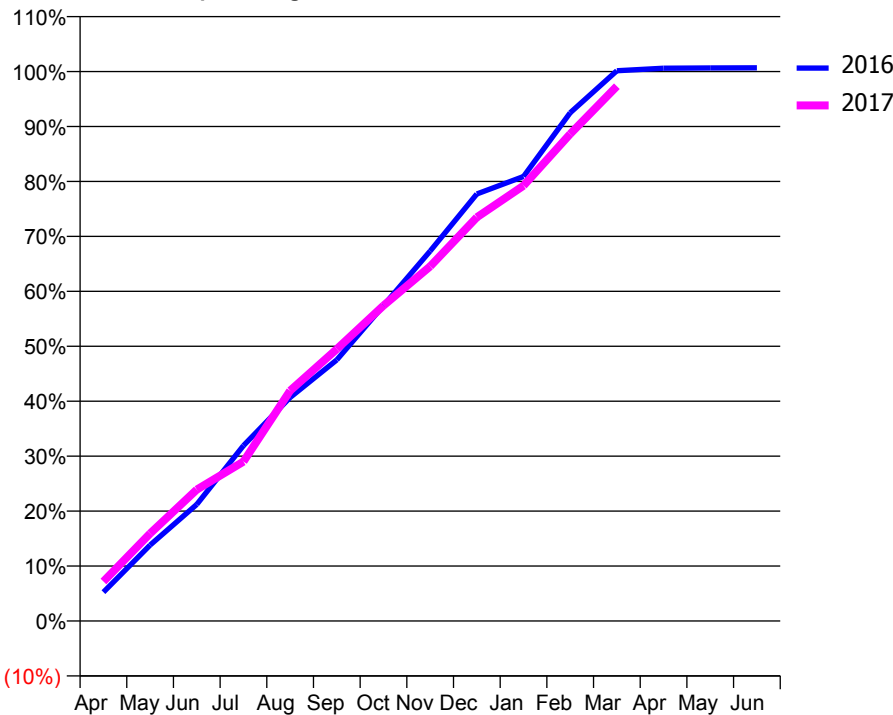
ACCESS*

Patients seen in 24 months	Total	Change since previous quarter
Quarter ending March 2016	1,815	
Quarter ending June 2016	1,750	↓
Quarter ending September 2016	1,739	→
Quarter ending December 2016	1,723	→
Quarter ending March 2017	1,692	↓
Variance since March 2016	(6.8%)	↓



ACTIVITY

Cumulative percentage of contracted UDA delivered 2016 & 2017



Month	2016	2017
April	313	429
May	824	949
June	1,265	1,426
July	1,902	1,730
August	2,426	2,499
September	2,833	2,951
October	3,422	3,422
November	4,014	3,847
December	4,633	4,380
January	4,822	4,722
February	5,513	5,283
March	5,970	5,801
April	5,997	
May	6,000	
June	6,001	

QUALITY

	Quantity	Base Number	Contract	AT	Region	England
% of FP17s for the same patient ID Re-attending within 3 months - Children	42	689	6.1%	9.9%	12.0%	12.3%
% of FP17s for the same patient ID Re-attending within 3 months - Adults	247	2,055	12.0%	13.6%	16.0%	16.7%
% of FP17s for the same patient ID Re-attending between 3 & 9 months - Children	465	689	67.5%	58.5%	58.8%	57.6%
% of FP17s for the same patient ID Re-attending between 3 & 9 months - Adults	1,328	2,055	64.6%	49.0%	51.2%	50.1%
% of FP17s for Band 1 Urgent Courses	160	2,731	5.9%	6.9%	8.0%	9.1%
% of FP17s Relating to Free Repair or Replacements	51	2,731	1.9%	0.8%	0.8%	0.8%
% of FP17s Relating to Continuations	37	2,731	1.4%	1.3%	1.2%	1.2%
% of Patients satisfied with the dentistry they have received	7	7	N/A	92.7%	92.7%	92.8%
% of Patients satisfied with the time they had to wait for an appointment	7	7	N/A	91.7%	89.1%	88.7%

* This is based on patients treated on this contract for their most recent course of treatment. Figures in italics indicate the base number of FP17s or Patient Questionnaire responses are less than 100. N/A is shown where the base number of responses is less than 10 during the period. % is calculated as Quantity/Base number*100

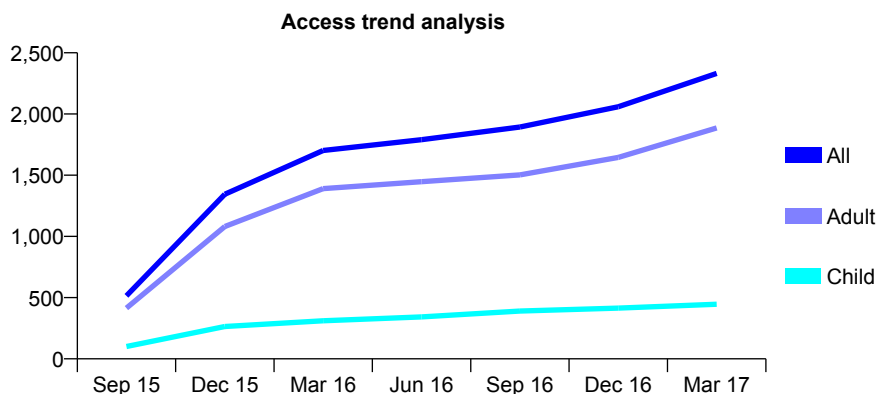
Q53 - Vital Signs At a Glance Contract Report for 152854/0001 - March 2017

Name or company name	Cottage Dental Practice
Contract type name	GDS Contract
Purpose of contract	General
Contract start date	01/07/2015
Contract end date	

16/17 Contracted general activity (UDA)	6,331
Carry forward general activity (UDA)	-115
16/17 Contracted orthodontic activity (UOA)	0
Carry forward orthodontic activity (UOA)	0
Baseline contract value	£178,000.96

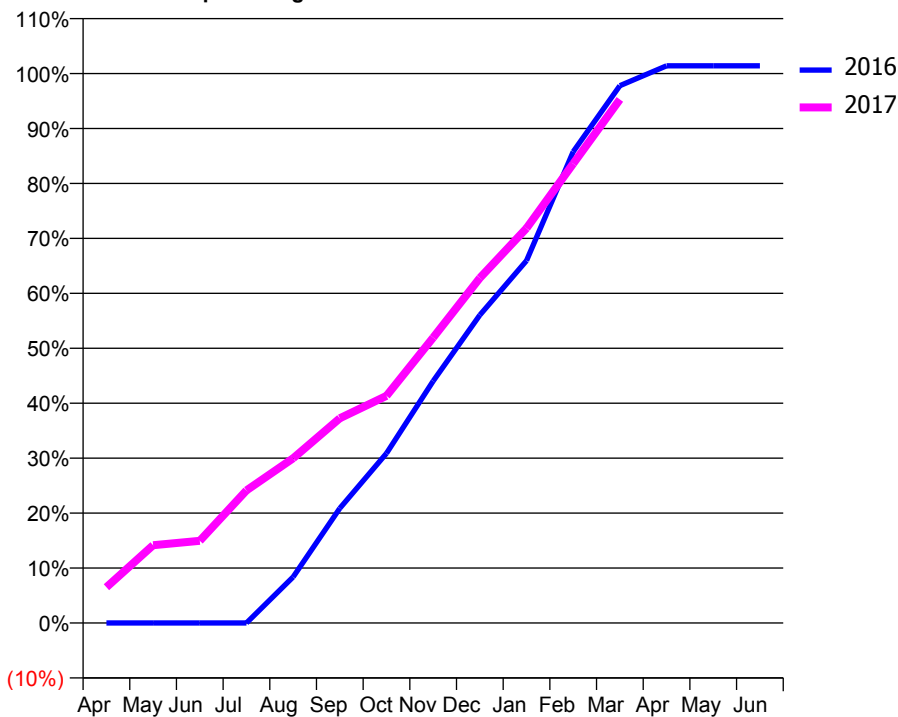
ACCESS*

Patients seen in 24 months	Total	Change since previous quarter
Quarter ending March 2016	1,702	
Quarter ending June 2016	1,790	↑
Quarter ending September 2016	1,894	↑
Quarter ending December 2016	2,059	↑
Quarter ending March 2017	2,332	↑
Variance since March 2016	37.0%	↑



ACTIVITY

Cumulative percentage of contracted UDA delivered 2016 & 2017



Month	Adjusted Scheduled Activity (UDA)	
	2016	2017
April	0	413
May	0	897
June	0	947
July	0	1,528
August	401	1,897
September	999	2,359
October	1,478	2,618
November	2,107	3,288
December	2,682	3,975
January	3,156	4,548
February	4,106	5,292
March	4,680	6,032
April	4,853	
May	4,853	
June	4,853	

QUALITY

	Quantity	Base Number	Contract	AT	Region	England
% of FP17s for the same patient ID Re-attending within 3 months - Children	35	640	5.5%	9.9%	12.0%	12.3%
% of FP17s for the same patient ID Re-attending within 3 months - Adults	127	1,565	8.1%	13.6%	16.0%	16.7%
% of FP17s for the same patient ID Re-attending between 3 & 9 months - Children	370	640	57.8%	58.5%	58.8%	57.6%
% of FP17s for the same patient ID Re-attending between 3 & 9 months - Adults	457	1,565	29.2%	49.0%	51.2%	50.1%
% of FP17s for Band 1 Urgent Courses	54	2,145	2.5%	6.9%	8.0%	9.1%
% of FP17s Relating to Free Repair or Replacements	7	2,145	0.3%	0.8%	0.8%	0.8%
% of FP17s Relating to Continuations	9	2,145	0.4%	1.3%	1.2%	1.2%
% of Patients satisfied with the dentistry they have received	9	10	90.0%	92.7%	92.7%	92.8%
% of Patients satisfied with the time they had to wait for an appointment	8	10	80.0%	91.7%	89.1%	88.7%

* This is based on patients treated on this contract for their most recent course of treatment. Figures in italics indicate the base number of FP17s or Patient Questionnaire responses are less than 100. N/A is shown where the base number of responses is less than 10 during the period. % is calculated as Quantity/Base number*100

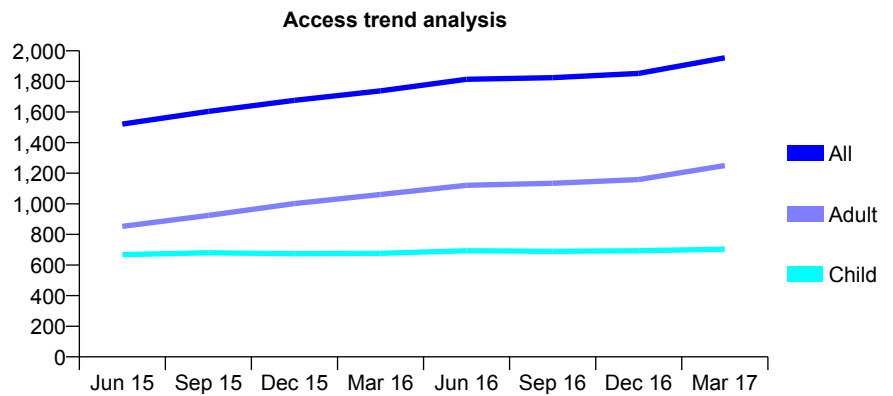
Q53 - Vital Signs At a Glance Contract Report for 153486/0001 - March 2017

Name or company name	Gosford Lodge Dental Surgery
Contract type name	GDS Contract
Purpose of contract	General
Contract start date	21/04/2012
Contract end date	

16/17 Contracted general activity (UDA)	5,515
Carry forward general activity (UDA)	-2
16/17 Contracted orthodontic activity (UOA)	0
Carry forward orthodontic activity (UOA)	0
Baseline contract value	£149,167.34

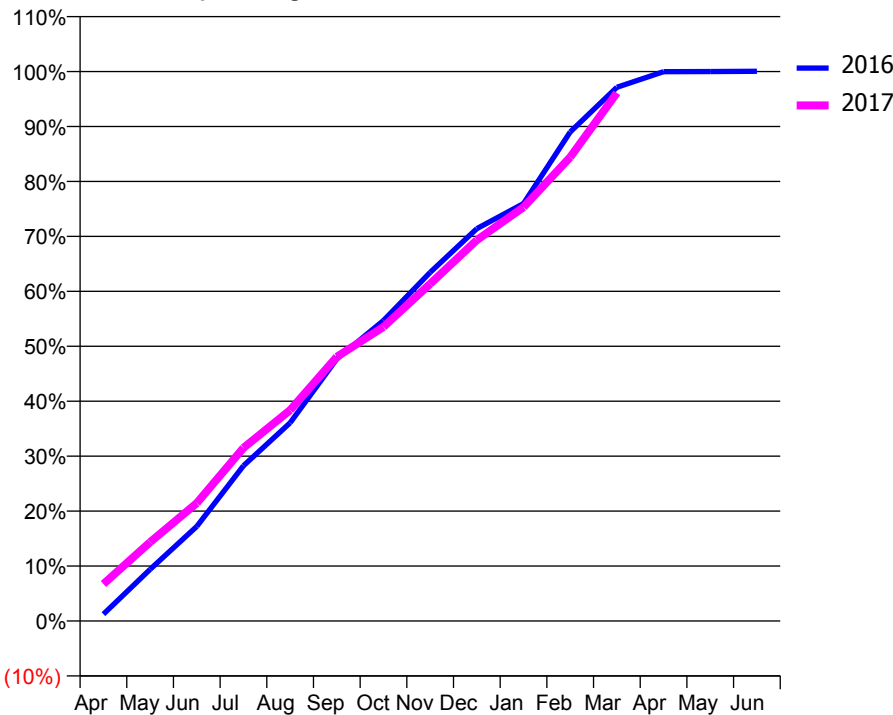
ACCESS*

Patients seen in 24 months	Total	Change since previous quarter
Quarter ending March 2016	1,738	
Quarter ending June 2016	1,814	↑
Quarter ending September 2016	1,824	→
Quarter ending December 2016	1,852	→
Quarter ending March 2017	1,954	↑
Variance since March 2016	12.4%	↑



ACTIVITY

Cumulative percentage of contracted UDA delivered 2016 & 2017



Month	Adjusted Scheduled Activity (UDA)	
	2016	2017
April	69	372
May	518	792
June	950	1,183
July	1,559	1,738
August	1,990	2,116
September	2,630	2,652
October	3,016	2,951
November	3,500	3,384
December	3,938	3,822
January	4,190	4,153
February	4,908	4,655
March	5,356	5,301
April	5,514	
May	5,515	
June	5,517	

QUALITY

	Quantity	Base Number	Contract	AT	Region	England
% of FP17s for the same patient ID Re-attending within 3 months - Children	55	913	6.0%	9.9%	12.0%	12.3%
% of FP17s for the same patient ID Re-attending within 3 months - Adults	249	1,408	17.7%	13.6%	16.0%	16.7%
% of FP17s for the same patient ID Re-attending between 3 & 9 months - Children	465	913	50.9%	58.5%	58.8%	57.6%
% of FP17s for the same patient ID Re-attending between 3 & 9 months - Adults	466	1,408	33.1%	49.0%	51.2%	50.1%
% of FP17s for Band 1 Urgent Courses	208	2,238	9.3%	6.9%	8.0%	9.1%
% of FP17s Relating to Free Repair or Replacements	8	2,238	0.4%	0.8%	0.8%	0.8%
% of FP17s Relating to Continuations	16	2,238	0.7%	1.3%	1.2%	1.2%
% of Patients satisfied with the dentistry they have received	5	5	N/A	92.7%	92.7%	92.8%
% of Patients satisfied with the time they had to wait for an appointment	5	5	N/A	91.7%	89.1%	88.7%

* This is based on patients treated on this contract for their most recent course of treatment. Figures in italics indicate the base number of FP17s or Patient Questionnaire responses are less than 100. N/A is shown where the base number of responses is less than 10 during the period. % is calculated as Quantity/Base number*100

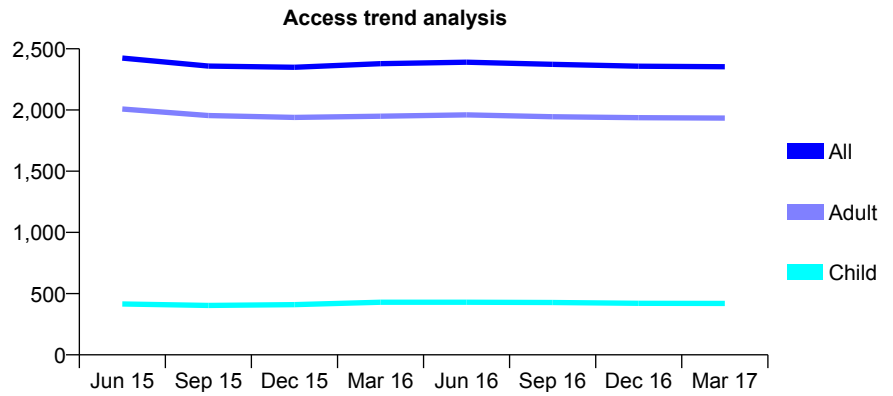
Q53 - Vital Signs At a Glance Contract Report for 158380/0001 - March 2017

Name or company name	Callowbrook Dental Surgery
Contract type name	GDS Contract
Purpose of contract	General
Contract start date	06/12/2010
Contract end date	

16/17 Contracted general activity (UDA)	7,424
Carry forward general activity (UDA)	-148
16/17 Contracted orthodontic activity (UOA)	0
Carry forward orthodontic activity (UOA)	0
Baseline contract value	£171,040.69

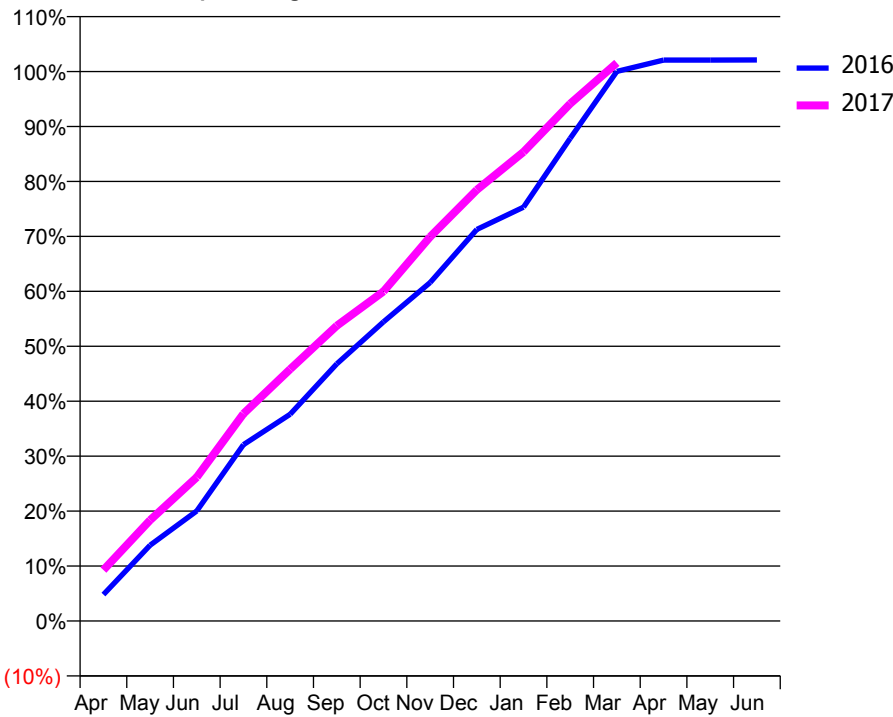
ACCESS*

Patients seen in 24 months	Total	Change since previous quarter
Quarter ending March 2016	2,379	
Quarter ending June 2016	2,390	→
Quarter ending September 2016	2,373	→
Quarter ending December 2016	2,358	→
Quarter ending March 2017	2,354	→
Variance since March 2016	(1.1%)	↓



ACTIVITY

Cumulative percentage of contracted UDA delivered 2016 & 2017



Month	Adjusted Scheduled Activity (UDA)	
	2016	2017
April	358	689
May	1,024	1,363
June	1,487	1,943
July	2,383	2,800
August	2,793	3,403
September	3,474	3,990
October	4,041	4,452
November	4,574	5,191
December	5,291	5,825
January	5,592	6,337
February	6,521	6,989
March	7,425	7,540
April	7,578	
May	7,578	
June	7,581	

QUALITY

	Quantity	Base Number	Contract	AT	Region	England
% of FP17s for the same patient ID Re-attending within 3 months - Children	39	680	5.7%	9.9%	12.0%	12.3%
% of FP17s for the same patient ID Re-attending within 3 months - Adults	653	3,276	19.9%	13.6%	16.0%	16.7%
% of FP17s for the same patient ID Re-attending between 3 & 9 months - Children	473	680	69.6%	58.5%	58.8%	57.6%
% of FP17s for the same patient ID Re-attending between 3 & 9 months - Adults	1,974	3,276	60.3%	49.0%	51.2%	50.1%
% of FP17s for Band 1 Urgent Courses	214	3,863	5.5%	6.9%	8.0%	9.1%
% of FP17s Relating to Free Repair or Replacements	103	3,863	2.7%	0.8%	0.8%	0.8%
% of FP17s Relating to Continuations	160	3,863	4.1%	1.3%	1.2%	1.2%
% of Patients satisfied with the dentistry they have received	3	3	N/A	92.7%	92.7%	92.8%
% of Patients satisfied with the time they had to wait for an appointment	3	3	N/A	91.7%	89.1%	88.7%

* This is based on patients treated on this contract for their most recent course of treatment. Figures in italics indicate the base number of FP17s or Patient Questionnaire responses are less than 100. N/A is shown where the base number of responses is less than 10 during the period. % is calculated as Quantity/Base number*100

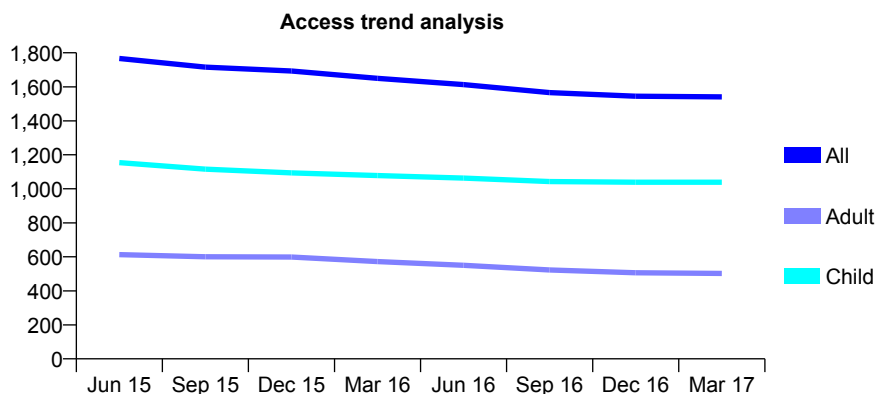
Q53 - Vital Signs At a Glance Contract Report for 159344/0001 - March 2017

Name or company name	Whitehouse Partners and Associates
Contract type name	GDS Contract
Purpose of contract	General
Contract start date	03/03/2011
Contract end date	

16/17 Contracted general activity (UDA)	3,200
Carry forward general activity (UDA)	112
16/17 Contracted orthodontic activity (UOA)	0
Carry forward orthodontic activity (UOA)	0
Baseline contract value	£80,668.27

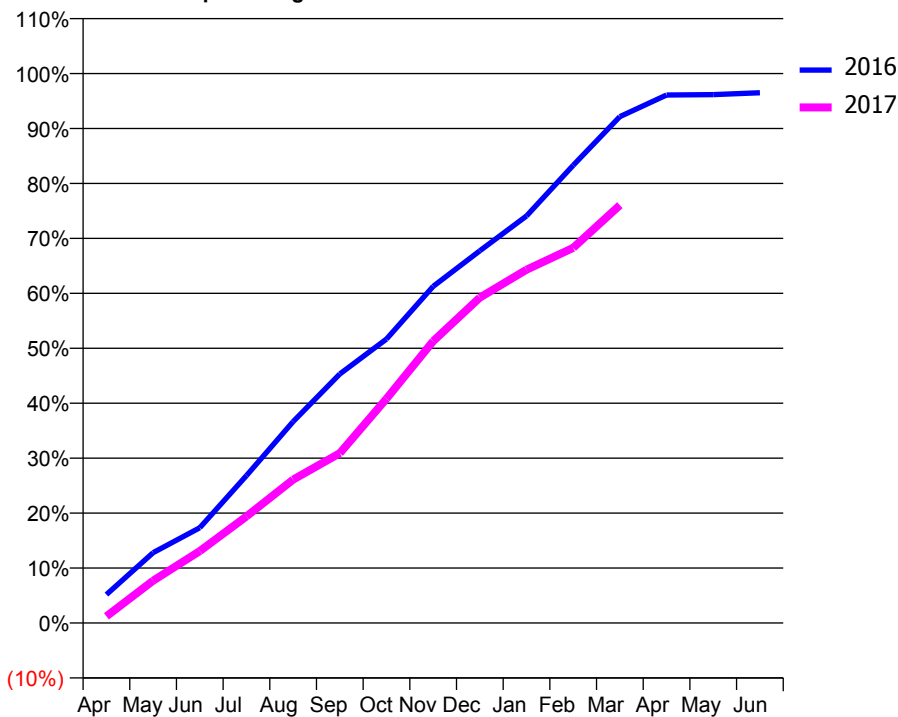
ACCESS*

Patients seen in 24 months	Total	Change since previous quarter
Quarter ending March 2016	1,650	
Quarter ending June 2016	1,613	↓
Quarter ending September 2016	1,566	↓
Quarter ending December 2016	1,545	↓
Quarter ending March 2017	1,541	→
Variance since March 2016	(6.6%)	↓



ACTIVITY

Cumulative percentage of contracted UDA delivered 2016 & 2017



Adjusted Scheduled Activity (UDA)

Month	2016	2017
April	166	39
May	410	247
June	555	419
July	858	621
August	1,173	835
September	1,450	989
October	1,654	1,306
November	1,961	1,641
December	2,168	1,895
January	2,371	2,058
February	2,666	2,185
March	2,949	2,434
April	3,075	
May	3,077	
June	3,088	

QUALITY

	Quantity	Base Number	Contract	AT	Region	England
% of FP17s for the same patient ID Re-attending within 3 months - Children	64	1,384	4.6%	9.9%	12.0%	12.3%
% of FP17s for the same patient ID Re-attending within 3 months - Adults	31	476	6.5%	13.6%	16.0%	16.7%
% of FP17s for the same patient ID Re-attending between 3 & 9 months - Children	701	1,384	50.7%	58.5%	58.8%	57.6%
% of FP17s for the same patient ID Re-attending between 3 & 9 months - Adults	257	476	54.0%	49.0%	51.2%	50.1%
% of FP17s for Band 1 Urgent Courses	38	1,752	2.2%	6.9%	8.0%	9.1%
% of FP17s Relating to Free Repair or Replacements	1	1,752	0.1%	0.8%	0.8%	0.8%
% of FP17s Relating to Continuations	2	1,752	0.1%	1.3%	1.2%	1.2%
% of Patients satisfied with the dentistry they have received	2	2	N/A	92.7%	92.7%	92.8%
% of Patients satisfied with the time they had to wait for an appointment	2	2	N/A	91.7%	89.1%	88.7%

* This is based on patients treated on this contract for their most recent course of treatment. Figures in italics indicate the base number of FP17s or Patient Questionnaire responses are less than 100. N/A is shown where the base number of responses is less than 10 during the period. % is calculated as Quantity/Base number*100

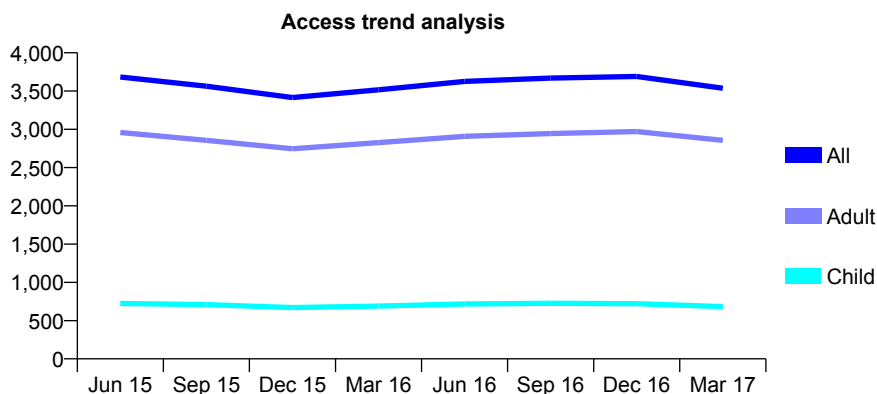
Q53 - Vital Signs At a Glance Contract Report for 161748/0001 - March 2017

Name or company name	The Cottage Dental Surgery
Contract type name	GDS Contract
Purpose of contract	General
Contract start date	04/01/2011
Contract end date	

16/17 Contracted general activity (UDA)	10,195
Carry forward general activity (UDA)	-152
16/17 Contracted orthodontic activity (UOA)	0
Carry forward orthodontic activity (UOA)	0
Baseline contract value	£216,896.19

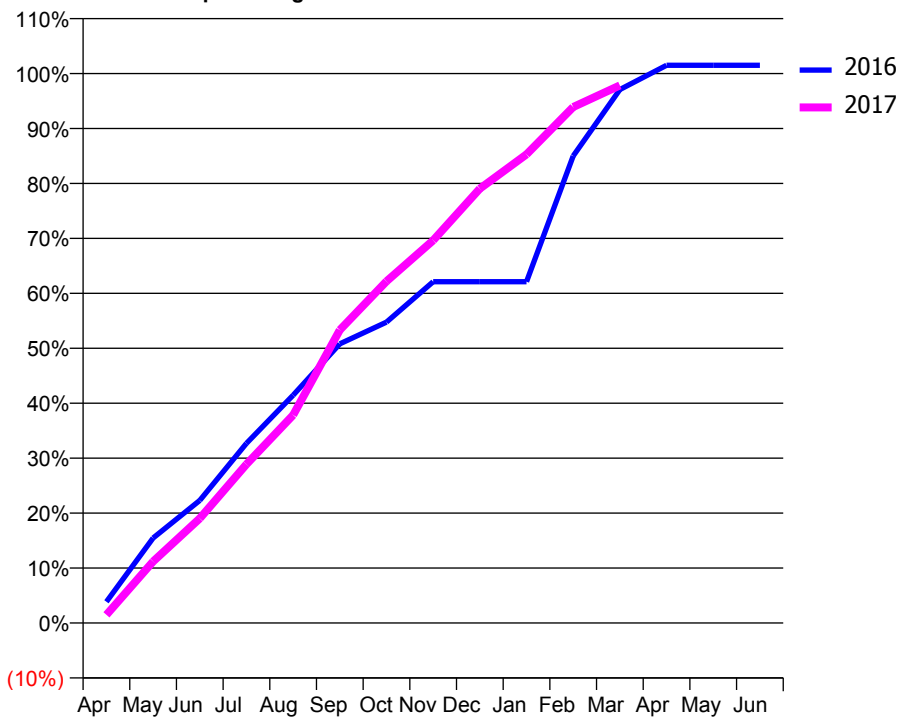
ACCESS*

Patients seen in 24 months	Total	Change since previous quarter
Quarter ending March 2016	3,517	
Quarter ending June 2016	3,626	↑
Quarter ending September 2016	3,670	→
Quarter ending December 2016	3,690	→
Quarter ending March 2017	3,538	↓
Variance since March 2016	0.6%	→



ACTIVITY

Cumulative percentage of contracted UDA delivered 2016 & 2017



Month	Adjusted Scheduled Activity (UDA)	
	2016	2017
April	395	152
May	1,578	1,141
June	2,276	1,940
July	3,333	2,945
August	4,226	3,858
September	5,179	5,437
October	5,583	6,341
November	6,333	7,100
December	6,333	8,058
January	6,333	8,696
February	8,666	9,574
March	9,897	9,973
April	10,347	
May	10,347	
June	10,347	

QUALITY

	Quantity	Base Number	Contract	AT	Region	England
% of FP17s for the same patient ID Re-attending within 3 months - Children	44	840	5.2%	9.9%	12.0%	12.3%
% of FP17s for the same patient ID Re-attending within 3 months - Adults	656	3,874	16.9%	13.6%	16.0%	16.7%
% of FP17s for the same patient ID Re-attending between 3 & 9 months - Children	458	840	54.5%	58.5%	58.8%	57.6%
% of FP17s for the same patient ID Re-attending between 3 & 9 months - Adults	1,750	3,874	45.2%	49.0%	51.2%	50.1%
% of FP17s for Band 1 Urgent Courses	504	4,544	11.1%	6.9%	8.0%	9.1%
% of FP17s Relating to Free Repair or Replacements	182	4,544	4.0%	0.8%	0.8%	0.8%
% of FP17s Relating to Continuations	34	4,544	0.7%	1.3%	1.2%	1.2%
% of Patients satisfied with the dentistry they have received	15	17	88.2%	92.7%	92.7%	92.8%
% of Patients satisfied with the time they had to wait for an appointment	14	17	82.4%	91.7%	89.1%	88.7%

* This is based on patients treated on this contract for their most recent course of treatment. Figures in italics indicate the base number of FP17s or Patient Questionnaire responses are less than 100. N/A is shown where the base number of responses is less than 10 during the period. % is calculated as Quantity/Base number*100

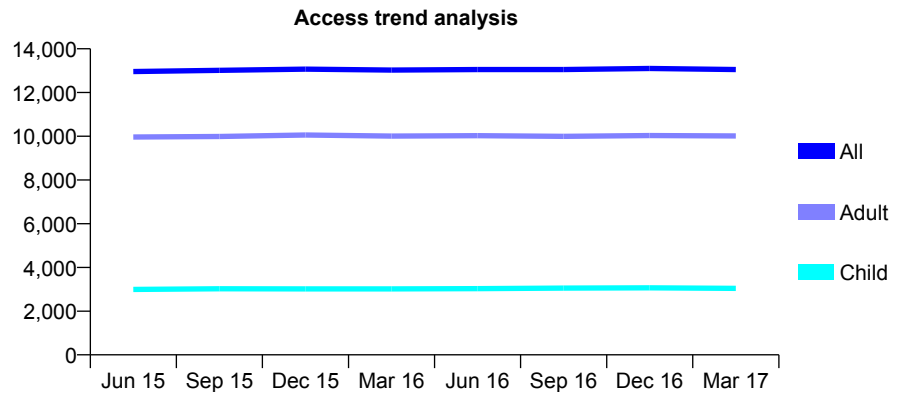
Q53 - Vital Signs At a Glance Contract Report for 164062/0001 - March 2017

Name or company name	Integrated Dental Holdings Limited (IDH 47)
Contract type name	GDS Contract
Purpose of contract	General
Contract start date	18/01/2011
Contract end date	

16/17 Contracted general activity (UDA)	42,352
Carry forward general activity (UDA)	0
16/17 Contracted orthodontic activity (UOA)	0
Carry forward orthodontic activity (UOA)	0
Baseline contract value	£911,383.54

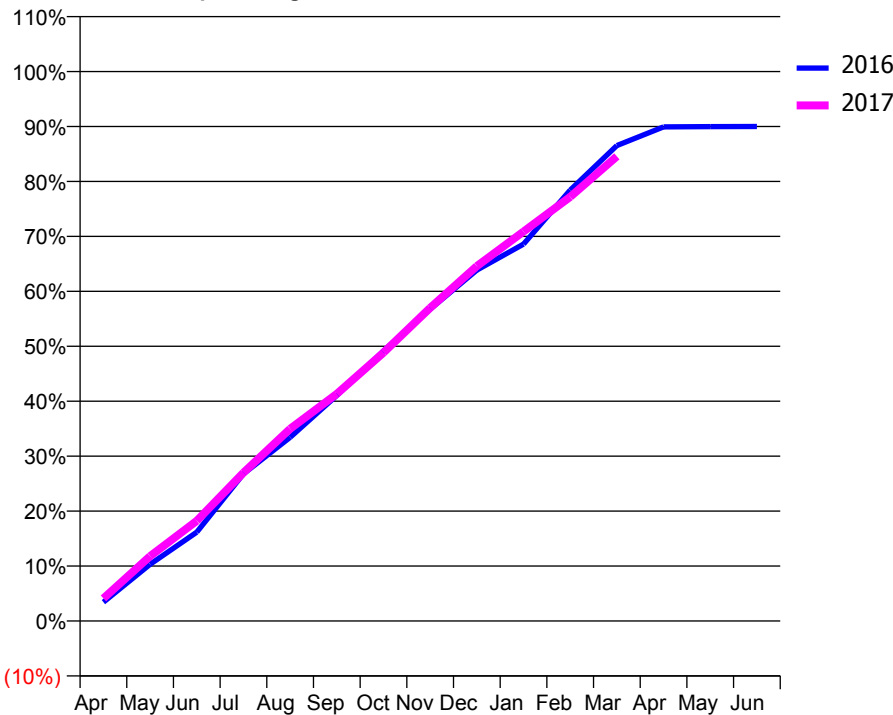
ACCESS*

Patients seen in 24 months	Total	Change since previous quarter
Quarter ending March 2016	13,024	
Quarter ending June 2016	13,049	→
Quarter ending September 2016	13,049	→
Quarter ending December 2016	13,098	→
Quarter ending March 2017	13,049	→
Variance since March 2016	0.2%	→



ACTIVITY

Cumulative percentage of contracted UDA delivered 2016 & 2017



Month	Adjusted Scheduled Activity (UDA)	
	2016	2017
April	1,528	1,743
May	4,601	5,000
June	7,214	7,724
July	11,942	11,439
August	14,908	14,816
September	18,305	17,510
October	21,925	20,682
November	25,308	24,139
December	28,485	27,352
January	30,592	30,018
February	34,982	32,690
March	38,590	35,817
April	40,111	
May	40,124	
June	40,142	

QUALITY

	Quantity	Base Number	Contract	AT	Region	England
% of FP17s for the same patient ID Re-attending within 3 months - Children	252	4,699	5.4%	9.9%	12.0%	12.3%
% of FP17s for the same patient ID Re-attending within 3 months - Adults	1,649	13,610	12.1%	13.6%	16.0%	16.7%
% of FP17s for the same patient ID Re-attending between 3 & 9 months - Children	3,188	4,699	67.8%	58.5%	58.8%	57.6%
% of FP17s for the same patient ID Re-attending between 3 & 9 months - Adults	7,293	13,610	53.6%	49.0%	51.2%	50.1%
% of FP17s for Band 1 Urgent Courses	1,140	17,628	6.5%	6.9%	8.0%	9.1%
% of FP17s Relating to Free Repair or Replacements	87	17,628	0.5%	0.8%	0.8%	0.8%
% of FP17s Relating to Continuations	274	17,628	1.6%	1.3%	1.2%	1.2%
% of Patients satisfied with the dentistry they have received	26	29	89.7%	92.7%	92.7%	92.8%
% of Patients satisfied with the time they had to wait for an appointment	27	29	93.1%	91.7%	89.1%	88.7%

* This is based on patients treated on this contract for their most recent course of treatment. Figures in italics indicate the base number of FP17s or Patient Questionnaire responses are less than 100. N/A is shown where the base number of responses is less than 10 during the period. % is calculated as Quantity/Base number*100

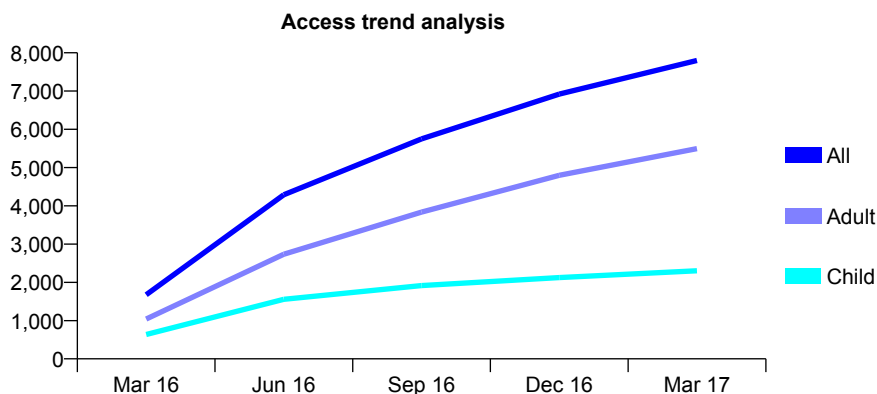
Q53 - Vital Signs At a Glance Contract Report for 165182/0001 - March 2017

Name or company name	Dentist at Redhouse Ltd
Contract type name	GDS Contract
Purpose of contract	General
Contract start date	01/02/2016
Contract end date	

16/17 Contracted general activity (UDA)	21,849
Carry forward general activity (UDA)	-279
16/17 Contracted orthodontic activity (UOA)	0
Carry forward orthodontic activity (UOA)	0
Baseline contract value	£700,641.15

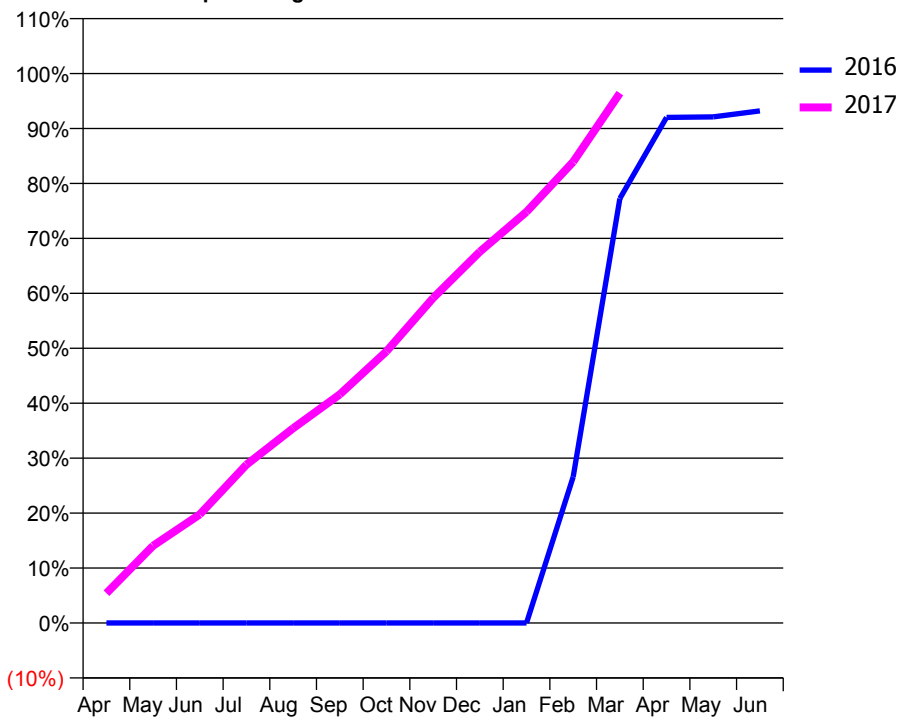
ACCESS*

Patients seen in 24 months	Total	Change since previous quarter
Quarter ending March 2016	1,676	
Quarter ending June 2016	4,291	↑
Quarter ending September 2016	5,751	↑
Quarter ending December 2016	6,922	↑
Quarter ending March 2017	7,798	↑
Variance since March 2016	365.3%	↑



ACTIVITY

Cumulative percentage of contracted UDA delivered 2016 & 2017



Adjusted Scheduled Activity (UDA)

Month	2016	2017
April	0	1,184
May	0	3,073
June	0	4,317
July	0	6,299
August	0	7,744
September	0	9,090
October	0	10,801
November	0	12,921
December	0	14,765
January	0	16,351
February	969	18,337
March	2,814	21,070
April	3,351	
May	3,355	
June	3,395	

QUALITY

	Quantity	Base Number	Contract	AT	Region	England
% of FP17s for the same patient ID Re-attending within 3 months - Children	221	4,010	5.5%	9.9%	12.0%	12.3%
% of FP17s for the same patient ID Re-attending within 3 months - Adults	756	7,984	9.5%	13.6%	16.0%	16.7%
% of FP17s for the same patient ID Re-attending between 3 & 9 months - Children	1,663	4,010	41.5%	58.5%	58.8%	57.6%
% of FP17s for the same patient ID Re-attending between 3 & 9 months - Adults	2,044	7,984	25.6%	49.0%	51.2%	50.1%
% of FP17s for Band 1 Urgent Courses	506	10,242	4.9%	6.9%	8.0%	9.1%
% of FP17s Relating to Free Repair or Replacements	74	10,242	0.7%	0.8%	0.8%	0.8%
% of FP17s Relating to Continuations	32	10,242	0.3%	1.3%	1.2%	1.2%
% of Patients satisfied with the dentistry they have received	13	13	100.0%	92.7%	92.7%	92.8%
% of Patients satisfied with the time they had to wait for an appointment	13	13	100.0%	91.7%	89.1%	88.7%

* This is based on patients treated on this contract for their most recent course of treatment. Figures in italics indicate the base number of FP17s or Patient Questionnaire responses are less than 100. N/A is shown where the base number of responses is less than 10 during the period. % is calculated as Quantity/Base number*100

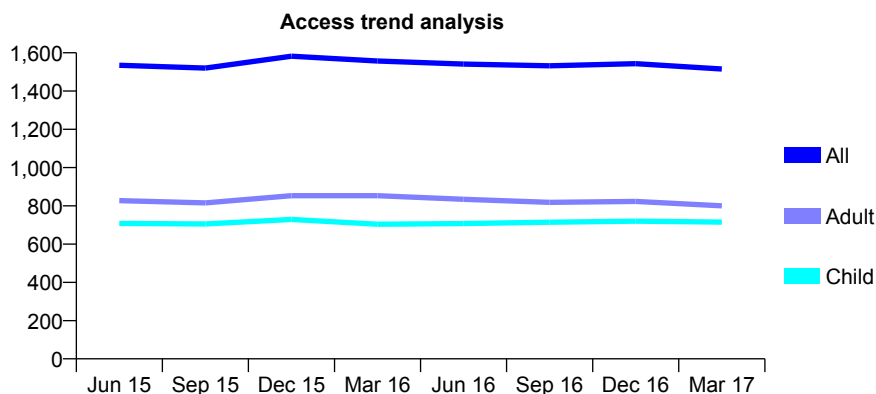
Q53 - Vital Signs At a Glance Contract Report for 166170/0001 - March 2017

Name or company name	Rubery Dental Surgery Limited
Contract type name	GDS Contract
Purpose of contract	General
Contract start date	01/11/2007
Contract end date	

16/17 Contracted general activity (UDA)	7,372
Carry forward general activity (UDA)	-84
16/17 Contracted orthodontic activity (UOA)	0
Carry forward orthodontic activity (UOA)	0
Baseline contract value	£174,475.03

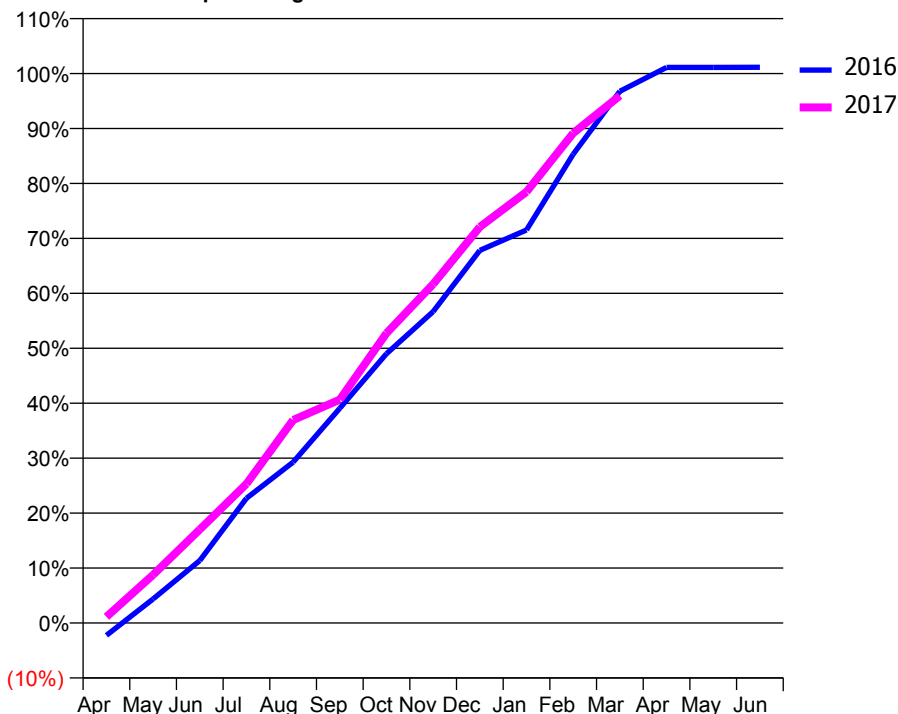
ACCESS*

Patients seen in 24 months	Total	Change since previous quarter
Quarter ending March 2016	1,557	
Quarter ending June 2016	1,541	↓
Quarter ending September 2016	1,532	→
Quarter ending December 2016	1,543	→
Quarter ending March 2017	1,515	↓
Variance since March 2016	(2.7%)	↓



ACTIVITY

Cumulative percentage of contracted UDA delivered 2016 & 2017



Month	Adjusted Scheduled Activity (UDA)	
	2016	2017
April	-168	84
May	323	647
June	839	1,256
July	1,673	1,867
August	2,158	2,724
September	2,881	2,998
October	3,612	3,888
November	4,178	4,547
December	5,000	5,314
January	5,274	5,784
February	6,289	6,573
March	7,133	7,074
April	7,453	
May	7,453	
June	7,456	

QUALITY

	Quantity	Base Number	Contract	AT	Region	England
% of FP17s for the same patient ID Re-attending within 3 months - Children	22	968	2.3%	9.9%	12.0%	12.3%
% of FP17s for the same patient ID Re-attending within 3 months - Adults	83	1,190	7.0%	13.6%	16.0%	16.7%
% of FP17s for the same patient ID Re-attending between 3 & 9 months - Children	518	968	53.5%	58.5%	58.8%	57.6%
% of FP17s for the same patient ID Re-attending between 3 & 9 months - Adults	797	1,190	67.0%	49.0%	51.2%	50.1%
% of FP17s for Band 1 Urgent Courses	131	2,033	6.4%	6.9%	8.0%	9.1%
% of FP17s Relating to Free Repair or Replacements	0	2,033	0.0%	0.8%	0.8%	0.8%
% of FP17s Relating to Continuations	0	2,033	0.0%	1.3%	1.2%	1.2%
% of Patients satisfied with the dentistry they have received	5	5	N/A	92.7%	92.7%	92.8%
% of Patients satisfied with the time they had to wait for an appointment	5	5	N/A	91.7%	89.1%	88.7%

* This is based on patients treated on this contract for their most recent course of treatment. Figures in italics indicate the base number of FP17s or Patient Questionnaire responses are less than 100. N/A is shown where the base number of responses is less than 10 during the period. % is calculated as Quantity/Base number*100

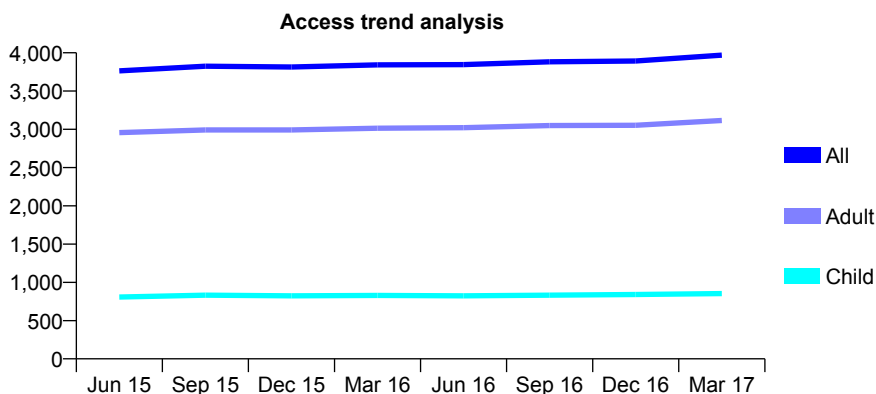
Q53 - Vital Signs At a Glance Contract Report for 167444/0001 - March 2017

Name or company name	Eachway Dental Practice
Contract type name	GDS Contract
Purpose of contract	General
Contract start date	01/04/2012
Contract end date	

16/17 Contracted general activity (UDA)	9,534
Carry forward general activity (UDA)	-191
16/17 Contracted orthodontic activity (UOA)	0
Carry forward orthodontic activity (UOA)	0
Baseline contract value	£216,945.75

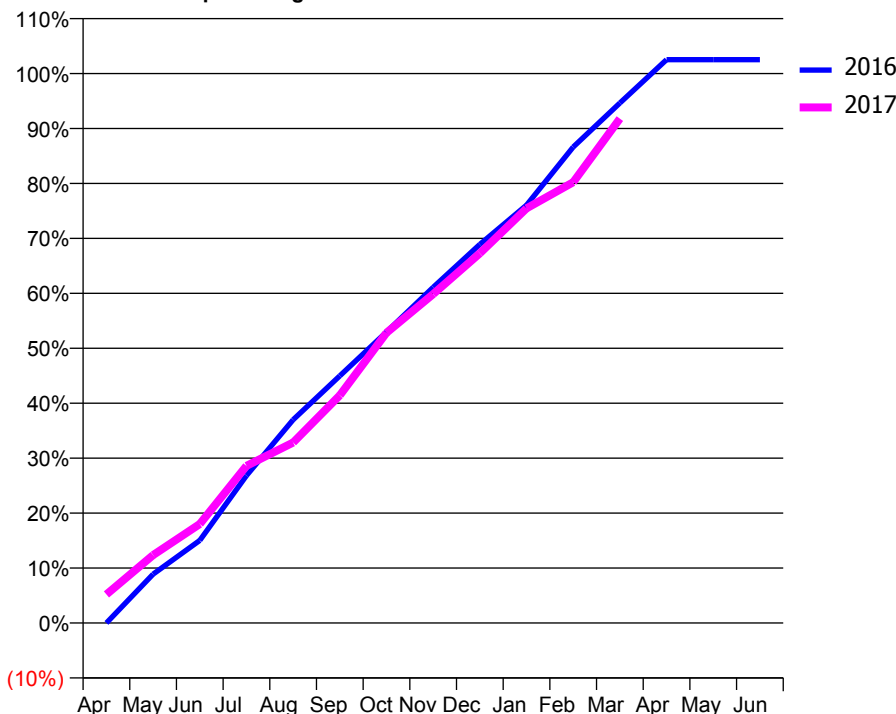
ACCESS*

Patients seen in 24 months	Total	Change since previous quarter
Quarter ending March 2016	3,843	
Quarter ending June 2016	3,845	→
Quarter ending September 2016	3,883	→
Quarter ending December 2016	3,893	→
Quarter ending March 2017	3,969	→
Variance since March 2016	3.3%	↑



ACTIVITY

Cumulative percentage of contracted UDA delivered 2016 & 2017



Month	Adjusted Scheduled Activity (UDA)	
	2016	2017
April	0	496
May	848	1,178
June	1,433	1,717
July	2,559	2,726
August	3,528	3,133
September	4,288	3,951
October	5,049	5,035
November	5,824	5,708
December	6,569	6,415
January	7,249	7,194
February	8,259	7,647
March	9,022	8,751
April	9,773	
May	9,773	
June	9,773	

QUALITY

	Quantity	Base Number	Contract	AT	Region	England
% of FP17s for the same patient ID Re-attending within 3 months - Children	35	1,260	2.8%	9.9%	12.0%	12.3%
% of FP17s for the same patient ID Re-attending within 3 months - Adults	341	4,283	8.0%	13.6%	16.0%	16.7%
% of FP17s for the same patient ID Re-attending between 3 & 9 months - Children	792	1,260	62.9%	58.5%	58.8%	57.6%
% of FP17s for the same patient ID Re-attending between 3 & 9 months - Adults	2,392	4,283	55.8%	49.0%	51.2%	50.1%
% of FP17s for Band 1 Urgent Courses	285	5,138	5.5%	6.9%	8.0%	9.1%
% of FP17s Relating to Free Repair or Replacements	37	5,138	0.7%	0.8%	0.8%	0.8%
% of FP17s Relating to Continuations	19	5,138	0.4%	1.3%	1.2%	1.2%
% of Patients satisfied with the dentistry they have received	11	11	100.0%	92.7%	92.7%	92.8%
% of Patients satisfied with the time they had to wait for an appointment	11	11	100.0%	91.7%	89.1%	88.7%

* This is based on patients treated on this contract for their most recent course of treatment. Figures in italics indicate the base number of FP17s or Patient Questionnaire responses are less than 100. N/A is shown where the base number of responses is less than 10 during the period. % is calculated as Quantity/Base number*100

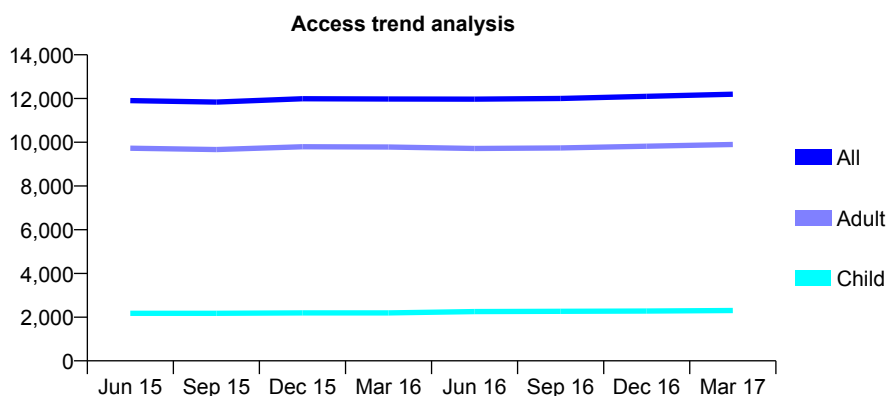
Q53 - Vital Signs At a Glance Contract Report for 167797/0002 - March 2017

Name or company name	Grafton House Dental Practice
Contract type name	PDS Plus Contract
Purpose of contract	General
Contract start date	01/04/2011
Contract end date	31/03/2017

16/17 Contracted general activity (UDA)	32,084
Carry forward general activity (UDA)	-201
16/17 Contracted orthodontic activity (UOA)	0
Carry forward orthodontic activity (UOA)	0
Baseline contract value	£670,180.51

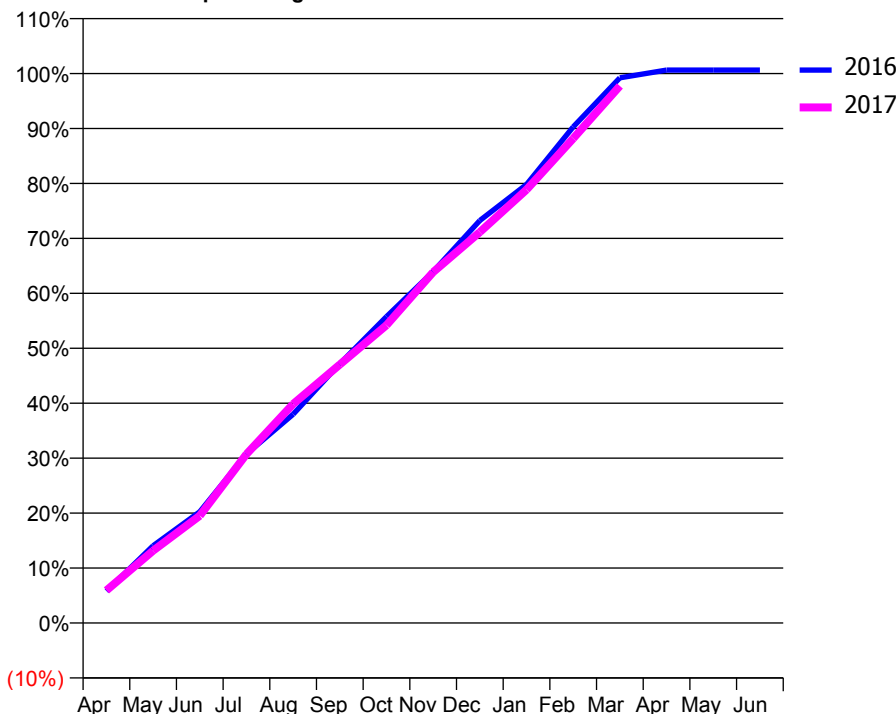
ACCESS*

Patients seen in 24 months	Total	Change since previous quarter
Quarter ending March 2016	11,976	
Quarter ending June 2016	11,969	→
Quarter ending September 2016	12,002	→
Quarter ending December 2016	12,099	→
Quarter ending March 2017	12,196	→
Variance since March 2016	1.8%	→



ACTIVITY

Cumulative percentage of contracted UDA delivered 2016 & 2017



Month	Adjusted Scheduled Activity (UDA)	
	2016	2017
April	1,864	1,904
May	4,515	4,222
June	6,499	6,265
July	9,871	9,864
August	12,186	12,788
September	15,141	15,092
October	17,888	17,393
November	20,516	20,485
December	23,499	22,826
January	25,606	25,302
February	28,968	28,289
March	31,831	31,358
April	32,285	
May	32,285	
June	32,285	

QUALITY

	Quantity	Base Number	Contract	AT	Region	England
% of FP17s for the same patient ID Re-attending within 3 months - Children	160	3,499	4.6%	9.9%	12.0%	12.3%
% of FP17s for the same patient ID Re-attending within 3 months - Adults	951	13,493	7.0%	13.6%	16.0%	16.7%
% of FP17s for the same patient ID Re-attending between 3 & 9 months - Children	2,123	3,499	60.7%	58.5%	58.8%	57.6%
% of FP17s for the same patient ID Re-attending between 3 & 9 months - Adults	8,449	13,493	62.6%	49.0%	51.2%	50.1%
% of FP17s for Band 1 Urgent Courses	671	16,736	4.0%	6.9%	8.0%	9.1%
% of FP17s Relating to Free Repair or Replacements	43	16,736	0.3%	0.8%	0.8%	0.8%
% of FP17s Relating to Continuations	88	16,736	0.5%	1.3%	1.2%	1.2%
% of Patients satisfied with the dentistry they have received	30	31	96.8%	92.7%	92.7%	92.8%
% of Patients satisfied with the time they had to wait for an appointment	31	31	100.0%	91.7%	89.1%	88.7%

* This is based on patients treated on this contract for their most recent course of treatment. Figures in italics indicate the base number of FP17s or Patient Questionnaire responses are less than 100. N/A is shown where the base number of responses is less than 10 during the period. % is calculated as Quantity/Base number*100

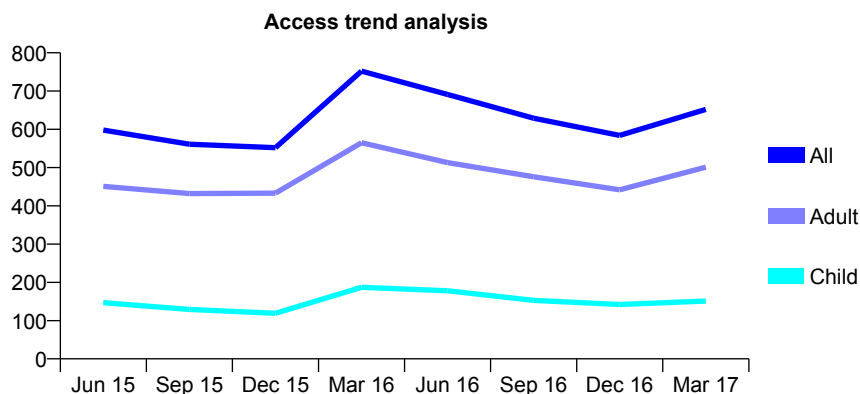
Q53 - Vital Signs At a Glance Contract Report for 169536/0001 - March 2017

Name or company name	Mrs Tait and Mr Parsons
Contract type name	GDS Contract
Purpose of contract	General
Contract start date	01/11/2012
Contract end date	

16/17 Contracted general activity (UDA)	1,878
Carry forward general activity (UDA)	41
16/17 Contracted orthodontic activity (UOA)	0
Carry forward orthodontic activity (UOA)	0
Baseline contract value	£46,418.77

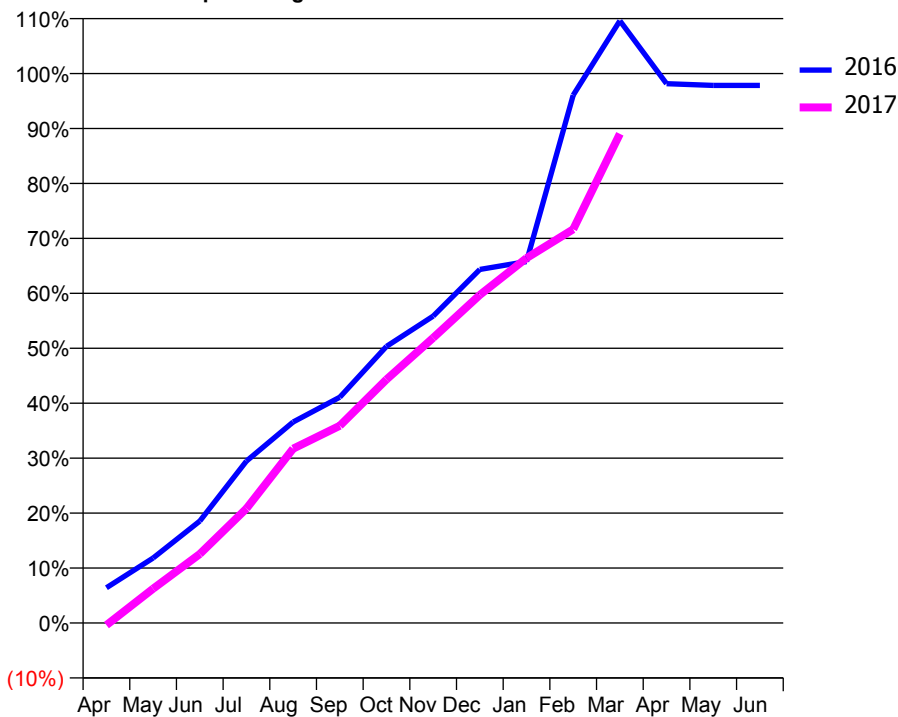
ACCESS*

Patients seen in 24 months	Total	Change since previous quarter
Quarter ending March 2016	752	
Quarter ending June 2016	691	↓
Quarter ending September 2016	629	↓
Quarter ending December 2016	584	↓
Quarter ending March 2017	652	↑
Variance since March 2016	(13.3%)	↓



ACTIVITY

Cumulative percentage of contracted UDA delivered 2016 & 2017



Adjusted Scheduled Activity (UDA)

Month	2016	2017
April	121	-7
May	222	117
June	348	236
July	554	391
August	687	596
September	772	674
October	946	833
November	1,049	975
December	1,208	1,121
January	1,235	1,247
February	1,804	1,346
March	2,058	1,672
April	1,843	
May	1,837	
June	1,837	

QUALITY

	Quantity	Base Number	Contract	AT	Region	England
% of FP17s for the same patient ID Re-attending within 3 months - Children	7	217	3.2%	9.9%	12.0%	12.3%
% of FP17s for the same patient ID Re-attending within 3 months - Adults	106	749	14.2%	13.6%	16.0%	16.7%
% of FP17s for the same patient ID Re-attending between 3 & 9 months - Children	114	217	52.5%	58.5%	58.8%	57.6%
% of FP17s for the same patient ID Re-attending between 3 & 9 months - Adults	413	749	55.1%	49.0%	51.2%	50.1%
% of FP17s for Band 1 Urgent Courses	80	1,020	7.8%	6.9%	8.0%	9.1%
% of FP17s Relating to Free Repair or Replacements	10	1,020	1.0%	0.8%	0.8%	0.8%
% of FP17s Relating to Continuations	21	1,020	2.1%	1.3%	1.2%	1.2%
% of Patients satisfied with the dentistry they have received	0	0	N/A	92.7%	92.7%	92.8%
% of Patients satisfied with the time they had to wait for an appointment	0	0	N/A	91.7%	89.1%	88.7%

* This is based on patients treated on this contract for their most recent course of treatment. Figures in italics indicate the base number of FP17s or Patient Questionnaire responses are less than 100. N/A is shown where the base number of responses is less than 10 during the period. % is calculated as Quantity/Base number*100

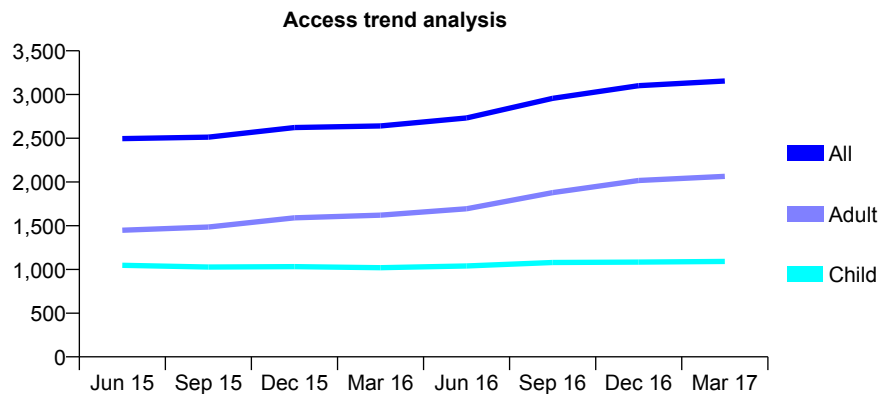
Q53 - Vital Signs At a Glance Contract Report for 169994/0002 - March 2017

Name or company name	Abbotsbury Court Dental Practice
Contract type name	GDS Contract
Purpose of contract	General
Contract start date	02/09/2012
Contract end date	

16/17 Contracted general activity (UDA)	7,527
Carry forward general activity (UDA)	49
16/17 Contracted orthodontic activity (UOA)	0
Carry forward orthodontic activity (UOA)	0
Baseline contract value	£190,250.20

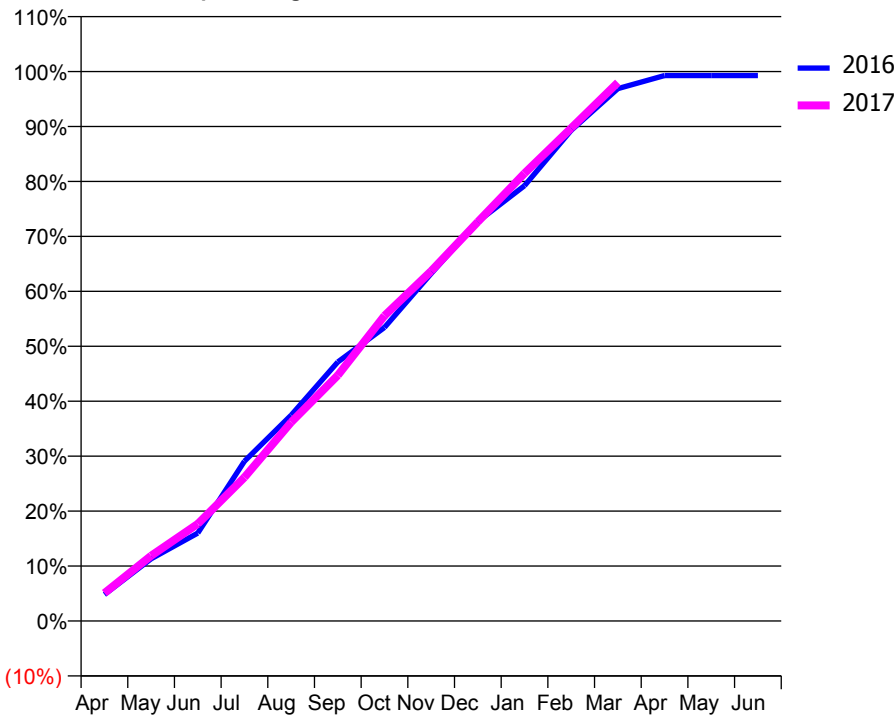
ACCESS*

Patients seen in 24 months	Total	Change since previous quarter
Quarter ending March 2016	2,640	
Quarter ending June 2016	2,732	↑
Quarter ending September 2016	2,957	↑
Quarter ending December 2016	3,101	↑
Quarter ending March 2017	3,155	→
Variance since March 2016	19.5%	↑



ACTIVITY

Cumulative percentage of contracted UDA delivered 2016 & 2017



Month	Adjusted Scheduled Activity (UDA)	
	2016	2017
April	314	382
May	739	895
June	1,044	1,330
July	1,899	1,967
August	2,444	2,722
September	3,077	3,365
October	3,487	4,182
November	4,127	4,793
December	4,744	5,468
January	5,170	6,132
February	5,829	6,752
March	6,323	7,377
April	6,478	
May	6,478	
June	6,478	

QUALITY

	Quantity	Base Number	Contract	AT	Region	England
% of FP17s for the same patient ID Re-attending within 3 months - Children	140	1,822	7.7%	9.9%	12.0%	12.3%
% of FP17s for the same patient ID Re-attending within 3 months - Adults	492	2,831	17.4%	13.6%	16.0%	16.7%
% of FP17s for the same patient ID Re-attending between 3 & 9 months - Children	1,083	1,822	59.4%	58.5%	58.8%	57.6%
% of FP17s for the same patient ID Re-attending between 3 & 9 months - Adults	1,106	2,831	39.1%	49.0%	51.2%	50.1%
% of FP17s for Band 1 Urgent Courses	393	4,560	8.6%	6.9%	8.0%	9.1%
% of FP17s Relating to Free Repair or Replacements	42	4,560	0.9%	0.8%	0.8%	0.8%
% of FP17s Relating to Continuations	35	4,560	0.8%	1.3%	1.2%	1.2%
% of Patients satisfied with the dentistry they have received	5	5	N/A	92.7%	92.7%	92.8%
% of Patients satisfied with the time they had to wait for an appointment	4	5	N/A	91.7%	89.1%	88.7%

* This is based on patients treated on this contract for their most recent course of treatment. Figures in italics indicate the base number of FP17s or Patient Questionnaire responses are less than 100. N/A is shown where the base number of responses is less than 10 during the period. % is calculated as Quantity/Base number*100

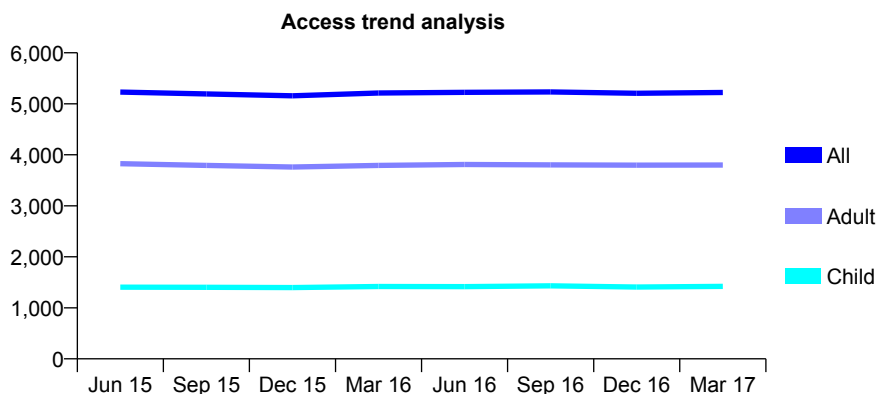
Q53 - Vital Signs At a Glance Contract Report for 174009/0001 - March 2017

Name or company name	Droitwich Spa Dental Practice
Contract type name	GDS Contract
Purpose of contract	General
Contract start date	01/03/2012
Contract end date	

16/17 Contracted general activity (UDA)	17,772
Carry forward general activity (UDA)	-288
16/17 Contracted orthodontic activity (UOA)	0
Carry forward orthodontic activity (UOA)	0
Baseline contract value	£495,829.33

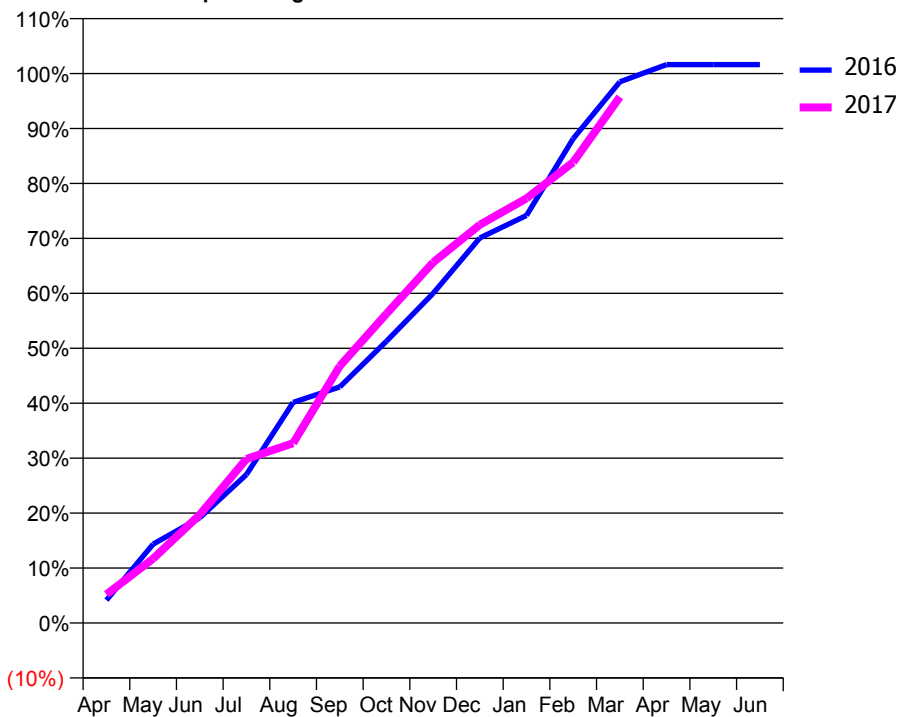
ACCESS*

Patients seen in 24 months	Total	Change since previous quarter
Quarter ending March 2016	5,212	
Quarter ending June 2016	5,226	→
Quarter ending September 2016	5,233	→
Quarter ending December 2016	5,206	→
Quarter ending March 2017	5,221	→
Variance since March 2016	0.2%	→



ACTIVITY

Cumulative percentage of contracted UDA delivered 2016 & 2017



Month	Adjusted Scheduled Activity (UDA)	
	2016	2017
April	741	927
May	2,550	2,080
June	3,404	3,505
July	4,801	5,306
August	7,136	5,815
September	7,635	8,314
October	9,113	10,005
November	10,665	11,664
December	12,453	12,881
January	13,183	13,736
February	15,666	14,903
March	17,504	17,015
April	18,059	
May	18,059	
June	18,060	

QUALITY

	Quantity	Base Number	Contract	AT	Region	England
% of FP17s for the same patient ID Re-attending within 3 months - Children	134	2,218	6.0%	9.9%	12.0%	12.3%
% of FP17s for the same patient ID Re-attending within 3 months - Adults	872	5,775	15.1%	13.6%	16.0%	16.7%
% of FP17s for the same patient ID Re-attending between 3 & 9 months - Children	1,486	2,218	67.0%	58.5%	58.8%	57.6%
% of FP17s for the same patient ID Re-attending between 3 & 9 months - Adults	3,541	5,775	61.3%	49.0%	51.2%	50.1%
% of FP17s for Band 1 Urgent Courses	542	6,918	7.8%	6.9%	8.0%	9.1%
% of FP17s Relating to Free Repair or Replacements	67	6,918	1.0%	0.8%	0.8%	0.8%
% of FP17s Relating to Continuations	80	6,918	1.2%	1.3%	1.2%	1.2%
% of Patients satisfied with the dentistry they have received	13	14	92.9%	92.7%	92.7%	92.8%
% of Patients satisfied with the time they had to wait for an appointment	13	14	92.9%	91.7%	89.1%	88.7%

* This is based on patients treated on this contract for their most recent course of treatment. Figures in italics indicate the base number of FP17s or Patient Questionnaire responses are less than 100. N/A is shown where the base number of responses is less than 10 during the period. % is calculated as Quantity/Base number*100

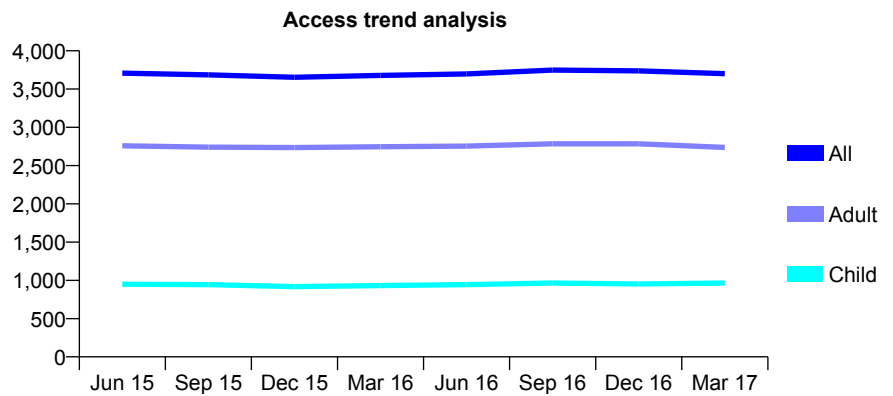
Q53 - Vital Signs At a Glance Contract Report for 174203/0001 - March 2017

Name or company name	Brighton Villa Dental Practice
Contract type name	GDS Contract
Purpose of contract	General
Contract start date	01/04/2006
Contract end date	

16/17 Contracted general activity (UDA)	11,754
Carry forward general activity (UDA)	462
16/17 Contracted orthodontic activity (UOA)	0
Carry forward orthodontic activity (UOA)	0
Baseline contract value	£285,839.00

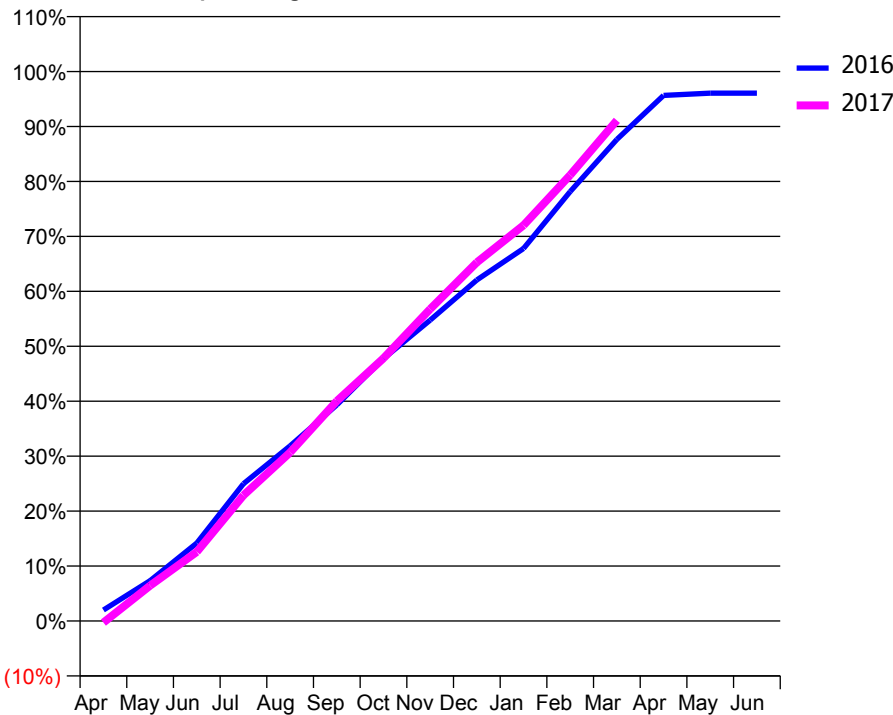
ACCESS*

Patients seen in 24 months	Total	Change since previous quarter
Quarter ending March 2016	3,678	
Quarter ending June 2016	3,698	→
Quarter ending September 2016	3,749	→
Quarter ending December 2016	3,737	→
Quarter ending March 2017	3,701	→
Variance since March 2016	0.6%	→



ACTIVITY

Cumulative percentage of contracted UDA delivered 2016 & 2017



Month	Adjusted Scheduled Activity (UDA)	
	2016	2017
April	234	-37
May	863	756
June	1,667	1,480
July	2,935	2,688
August	3,747	3,608
September	4,623	4,704
October	5,612	5,620
November	6,437	6,673
December	7,296	7,671
January	7,969	8,465
February	9,187	9,539
March	10,303	10,708
April	11,243	
May	11,292	
June	11,292	

QUALITY

	Quantity	Base Number	Contract	AT	Region	England
% of FP17s for the same patient ID Re-attending within 3 months - Children	190	1,770	10.7%	9.9%	12.0%	12.3%
% of FP17s for the same patient ID Re-attending within 3 months - Adults	774	4,732	16.4%	13.6%	16.0%	16.7%
% of FP17s for the same patient ID Re-attending between 3 & 9 months - Children	1,151	1,770	65.0%	58.5%	58.8%	57.6%
% of FP17s for the same patient ID Re-attending between 3 & 9 months - Adults	2,939	4,732	62.1%	49.0%	51.2%	50.1%
% of FP17s for Band 1 Urgent Courses	525	6,132	8.6%	6.9%	8.0%	9.1%
% of FP17s Relating to Free Repair or Replacements	59	6,132	1.0%	0.8%	0.8%	0.8%
% of FP17s Relating to Continuations	108	6,132	1.8%	1.3%	1.2%	1.2%
% of Patients satisfied with the dentistry they have received	11	12	91.7%	92.7%	92.7%	92.8%
% of Patients satisfied with the time they had to wait for an appointment	12	12	100.0%	91.7%	89.1%	88.7%

* This is based on patients treated on this contract for their most recent course of treatment. Figures in italics indicate the base number of FP17s or Patient Questionnaire responses are less than 100. N/A is shown where the base number of responses is less than 10 during the period. % is calculated as Quantity/Base number*100

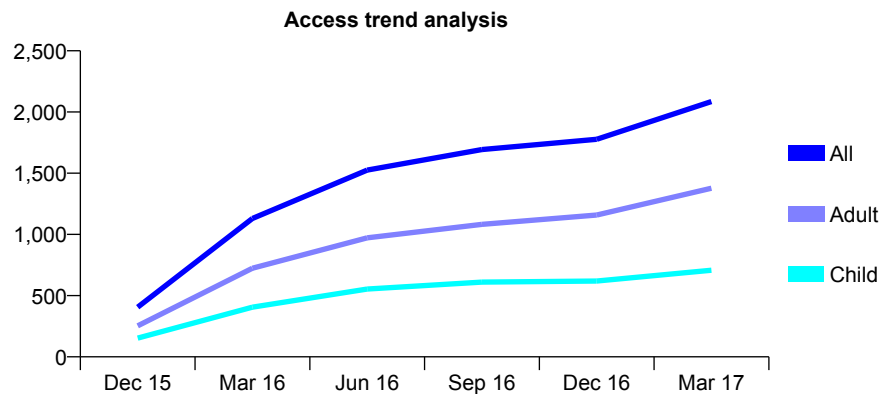
Q53 - Vital Signs At a Glance Contract Report for 175668/0001 - March 2017

Name or company name	Jai Arhi and Christopher Tulacz
Contract type name	GDS Contract
Purpose of contract	General
Contract start date	01/11/2015
Contract end date	

16/17 Contracted general activity (UDA)	7,993
Carry forward general activity (UDA)	0
16/17 Contracted orthodontic activity (UOA)	0
Carry forward orthodontic activity (UOA)	0
Baseline contract value	£196,633.94

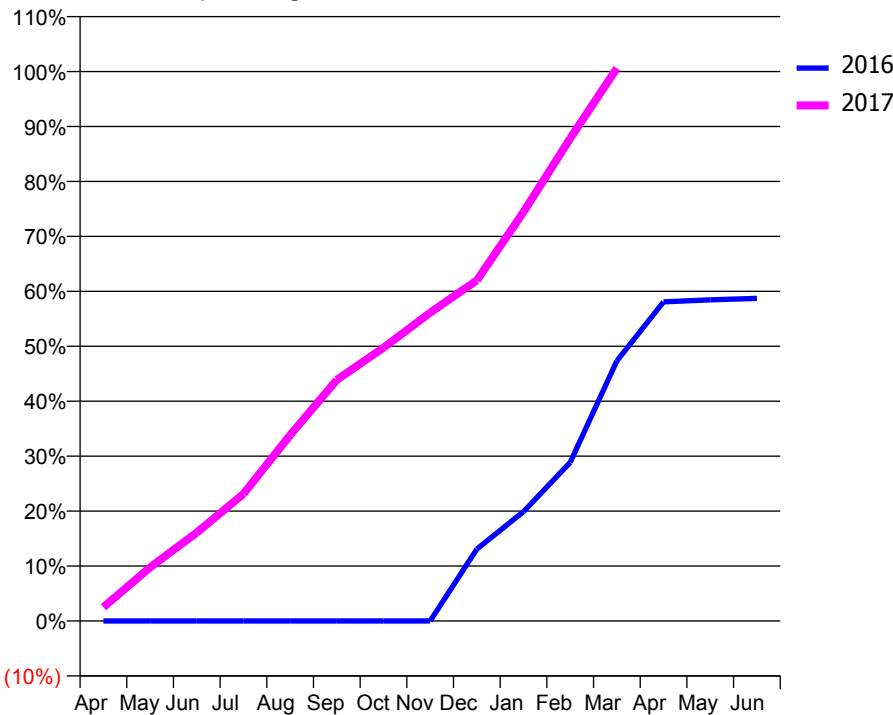
ACCESS*

Patients seen in 24 months	Total	Change since previous quarter
Quarter ending March 2016	1,130	
Quarter ending June 2016	1,526	↑
Quarter ending September 2016	1,693	↑
Quarter ending December 2016	1,777	↑
Quarter ending March 2017	2,085	↑
Variance since March 2016	84.5%	↑



ACTIVITY

Cumulative percentage of contracted UDA delivered 2016 & 2017



Month	Adjusted Scheduled Activity (UDA)	
	2016	2017
April	0	201
May	0	780
June	0	1,286
July	0	1,850
August	0	2,705
September	0	3,508
October	0	3,975
November	0	4,486
December	610	4,955
January	928	5,950
February	1,346	7,021
March	2,208	8,042
April	2,709	
May	2,726	
June	2,738	

QUALITY

	Quantity	Base Number	Contract	AT	Region	England
% of FP17s for the same patient ID Re-attending within 3 months - Children	93	1,224	7.6%	9.9%	12.0%	12.3%
% of FP17s for the same patient ID Re-attending within 3 months - Adults	336	2,320	14.5%	13.6%	16.0%	16.7%
% of FP17s for the same patient ID Re-attending between 3 & 9 months - Children	636	1,224	52.0%	58.5%	58.8%	57.6%
% of FP17s for the same patient ID Re-attending between 3 & 9 months - Adults	1,145	2,320	49.4%	49.0%	51.2%	50.1%
% of FP17s for Band 1 Urgent Courses	189	3,379	5.6%	6.9%	8.0%	9.1%
% of FP17s Relating to Free Repair or Replacements	31	3,379	0.9%	0.8%	0.8%	0.8%
% of FP17s Relating to Continuations	52	3,379	1.5%	1.3%	1.2%	1.2%
% of Patients satisfied with the dentistry they have received	5	6	N/A	92.7%	92.7%	92.8%
% of Patients satisfied with the time they had to wait for an appointment	5	6	N/A	91.7%	89.1%	88.7%

* This is based on patients treated on this contract for their most recent course of treatment. Figures in italics indicate the base number of FP17s or Patient Questionnaire responses are less than 100. N/A is shown where the base number of responses is less than 10 during the period. % is calculated as Quantity/Base number*100

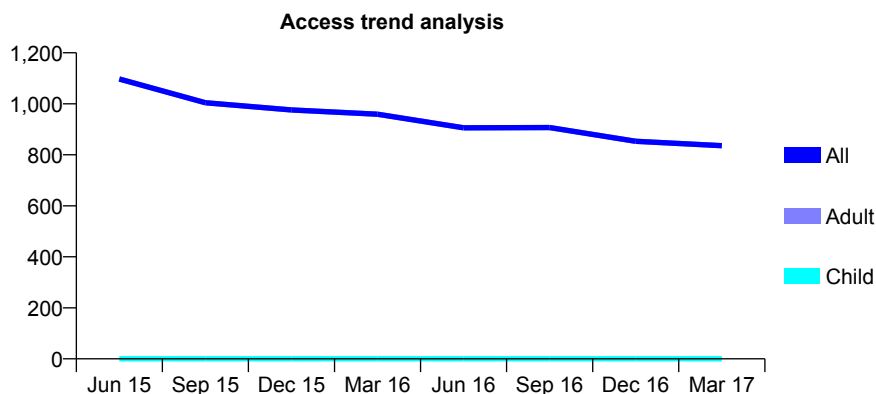
Q53 - Vital Signs At a Glance Contract Report for 175951/0001 - March 2017

Name or company name	Gentle Dental Care (WORCESTER)LTD. C
Contract type name	PDS Plus Contract
Purpose of contract	General
Contract start date	01/04/2012
Contract end date	31/03/2017

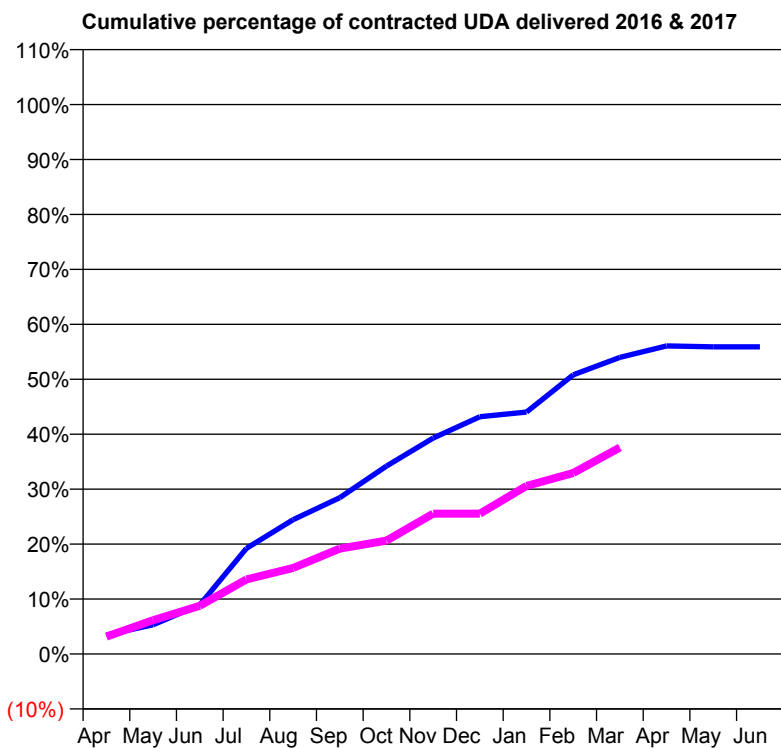
16/17 Contracted general activity (UDA)	6,000
Carry forward general activity (UDA)	0
16/17 Contracted orthodontic activity (UOA)	0
Carry forward orthodontic activity (UOA)	0
Baseline contract value	£94,323.88

ACCESS*

Patients seen in 24 months	Total	Change since previous quarter
Quarter ending March 2016	959	
Quarter ending June 2016	906	↓
Quarter ending September 2016	907	→
Quarter ending December 2016	853	↓
Quarter ending March 2017	836	↓
Variance since March 2016	(12.8%)	↓



ACTIVITY



Month	Adjusted Scheduled Activity (UDA)	
	2016	2017
April	208	190
May	319	369
June	536	526
July	1,153	814
August	1,467	940
September	1,707	1,151
October	2,052	1,238
November	2,357	1,533
December	2,591	1,533
January	2,643	1,835
February	3,048	1,977
March	3,238	2,255
April	3,364	
May	3,353	
June	3,354	

QUALITY

	Quantity	Base Number	Contract	AT	Region	England
% of FP17s for the same patient ID Re-attending within 3 months - Children	0	0	N/A	9.9%	12.0%	12.3%
% of FP17s for the same patient ID Re-attending within 3 months - Adults	77	533	14.4%	13.6%	16.0%	16.7%
% of FP17s for the same patient ID Re-attending between 3 & 9 months - Children	0	0	N/A	58.5%	58.8%	57.6%
% of FP17s for the same patient ID Re-attending between 3 & 9 months - Adults	66	533	12.4%	49.0%	51.2%	50.1%
% of FP17s for Band 1 Urgent Courses	10	506	2.0%	6.9%	8.0%	9.1%
% of FP17s Relating to Free Repair or Replacements	2	506	0.4%	0.8%	0.8%	0.8%
% of FP17s Relating to Continuations	5	506	1.0%	1.3%	1.2%	1.2%
% of Patients satisfied with the dentistry they have received	1	1	N/A	92.7%	92.7%	92.8%
% of Patients satisfied with the time they had to wait for an appointment	1	1	N/A	91.7%	89.1%	88.7%

* This is based on patients treated on this contract for their most recent course of treatment. Figures in italics indicate the base number of FP17s or Patient Questionnaire responses are less than 100. N/A is shown where the base number of responses is less than 10 during the period. % is calculated as Quantity/Base number*100

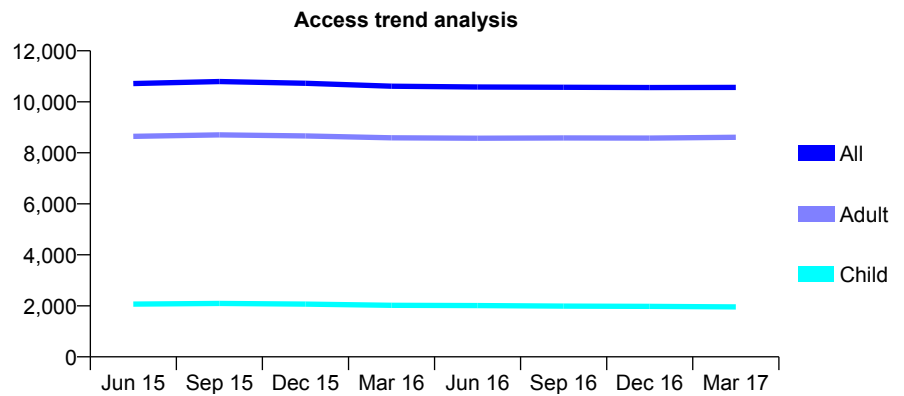
Q53 - Vital Signs At a Glance Contract Report for 176370/0001 - March 2017

Name or company name	Kyrle Street Dental Practice
Contract type name	GDS Contract
Purpose of contract	General
Contract start date	01/04/2006
Contract end date	

16/17 Contracted general activity (UDA)	29,000
Carry forward general activity (UDA)	0
16/17 Contracted orthodontic activity (UOA)	0
Carry forward orthodontic activity (UOA)	0
Baseline contract value	£750,609.69

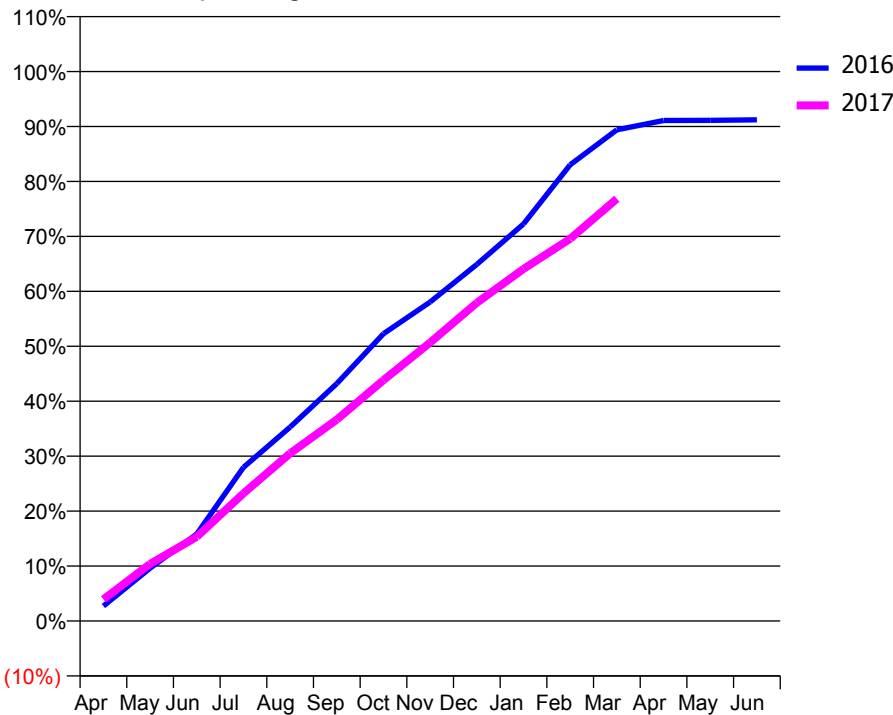
ACCESS*

Patients seen in 24 months	Total	Change since previous quarter
Quarter ending March 2016	10,612	
Quarter ending June 2016	10,583	→
Quarter ending September 2016	10,571	→
Quarter ending December 2016	10,558	→
Quarter ending March 2017	10,566	→
Variance since March 2016	(0.4%)	→



ACTIVITY

Cumulative percentage of contracted UDA delivered 2016 & 2017



Month	2016	2017
April	788	1,142
May	2,788	3,014
June	4,590	4,444
July	8,113	6,738
August	10,233	8,849
September	12,531	10,627
October	15,160	12,714
November	16,835	14,694
December	18,819	16,793
January	20,957	18,582
February	24,082	20,172
March	25,919	22,281
April	26,415	
May	26,421	
June	26,450	

QUALITY

	Quantity	Base Number	Contract	AT	Region	England
% of FP17s for the same patient ID Re-attending within 3 months - Children	141	2,318	6.1%	9.9%	12.0%	12.3%
% of FP17s for the same patient ID Re-attending within 3 months - Adults	1,449	9,674	15.0%	13.6%	16.0%	16.7%
% of FP17s for the same patient ID Re-attending between 3 & 9 months - Children	983	2,318	42.4%	58.5%	58.8%	57.6%
% of FP17s for the same patient ID Re-attending between 3 & 9 months - Adults	3,181	9,674	32.9%	49.0%	51.2%	50.1%
% of FP17s for Band 1 Urgent Courses	1,629	11,651	14.0%	6.9%	8.0%	9.1%
% of FP17s Relating to Free Repair or Replacements	47	11,651	0.4%	0.8%	0.8%	0.8%
% of FP17s Relating to Continuations	34	11,651	0.3%	1.3%	1.2%	1.2%
% of Patients satisfied with the dentistry they have received	34	34	100.0%	92.7%	92.7%	92.8%
% of Patients satisfied with the time they had to wait for an appointment	31	34	91.2%	91.7%	89.1%	88.7%

* This is based on patients treated on this contract for their most recent course of treatment. Figures in italics indicate the base number of FP17s or Patient Questionnaire responses are less than 100. N/A is shown where the base number of responses is less than 10 during the period. % is calculated as Quantity/Base number*100

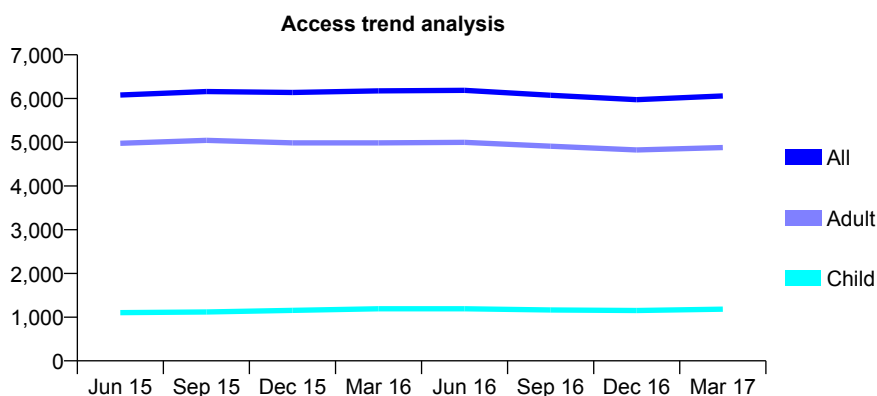
Q53 - Vital Signs At a Glance Contract Report for 176834/0001 - March 2017

Name or company name	Bewdley Dental Partnership
Contract type name	GDS Contract
Purpose of contract	General
Contract start date	01/02/2009
Contract end date	

16/17 Contracted general activity (UDA)	20,370
Carry forward general activity (UDA)	646
16/17 Contracted orthodontic activity (UOA)	0
Carry forward orthodontic activity (UOA)	0
Baseline contract value	£661,943.98

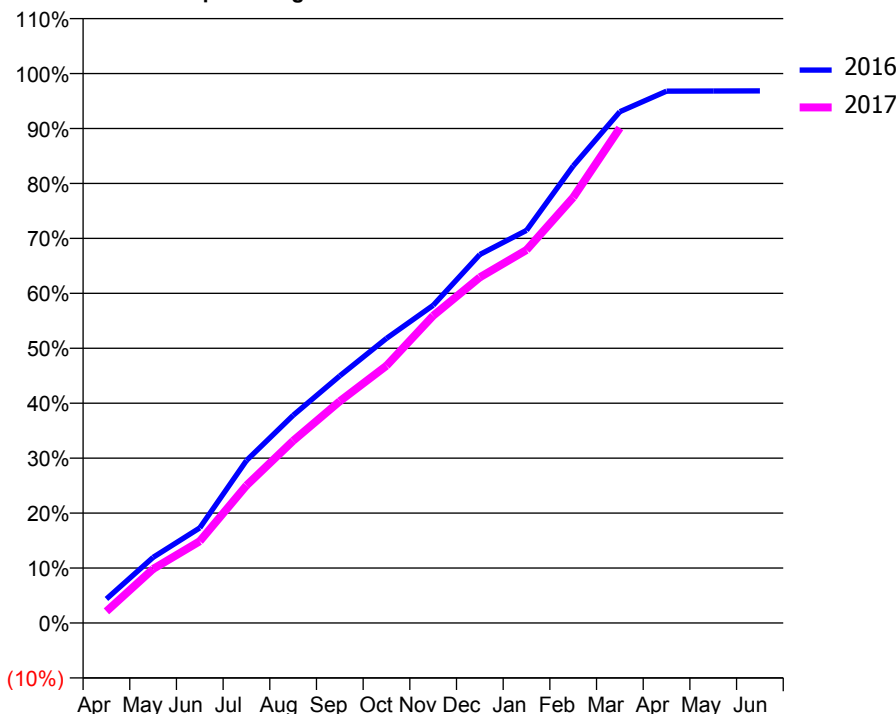
ACCESS*

Patients seen in 24 months	Total	Change since previous quarter
Quarter ending March 2016	6,176	
Quarter ending June 2016	6,188	→
Quarter ending September 2016	6,074	↓
Quarter ending December 2016	5,974	↓
Quarter ending March 2017	6,060	→
Variance since March 2016	(1.9%)	↓



ACTIVITY

Cumulative percentage of contracted UDA delivered 2016 & 2017



Month	Adjusted Scheduled Activity (UDA)	
	2016	2017
April	894	433
May	2,437	2,006
June	3,526	3,031
July	6,023	5,099
August	7,699	6,755
September	9,161	8,225
October	10,550	9,537
November	11,779	11,391
December	13,663	12,813
January	14,555	13,831
February	16,943	15,777
March	18,956	18,353
April	19,718	
May	19,723	
June	19,724	

QUALITY

	Quantity	Base Number	Contract	AT	Region	England
% of FP17s for the same patient ID Re-attending within 3 months - Children	98	1,705	5.7%	9.9%	12.0%	12.3%
% of FP17s for the same patient ID Re-attending within 3 months - Adults	694	5,702	12.2%	13.6%	16.0%	16.7%
% of FP17s for the same patient ID Re-attending between 3 & 9 months - Children	1,084	1,705	63.6%	58.5%	58.8%	57.6%
% of FP17s for the same patient ID Re-attending between 3 & 9 months - Adults	2,611	5,702	45.8%	49.0%	51.2%	50.1%
% of FP17s for Band 1 Urgent Courses	126	7,064	1.8%	6.9%	8.0%	9.1%
% of FP17s Relating to Free Repair or Replacements	176	7,064	2.5%	0.8%	0.8%	0.8%
% of FP17s Relating to Continuations	119	7,064	1.7%	1.3%	1.2%	1.2%
% of Patients satisfied with the dentistry they have received	15	15	100.0%	92.7%	92.7%	92.8%
% of Patients satisfied with the time they had to wait for an appointment	14	15	93.3%	91.7%	89.1%	88.7%

* This is based on patients treated on this contract for their most recent course of treatment. Figures in italics indicate the base number of FP17s or Patient Questionnaire responses are less than 100. N/A is shown where the base number of responses is less than 10 during the period. % is calculated as Quantity/Base number*100

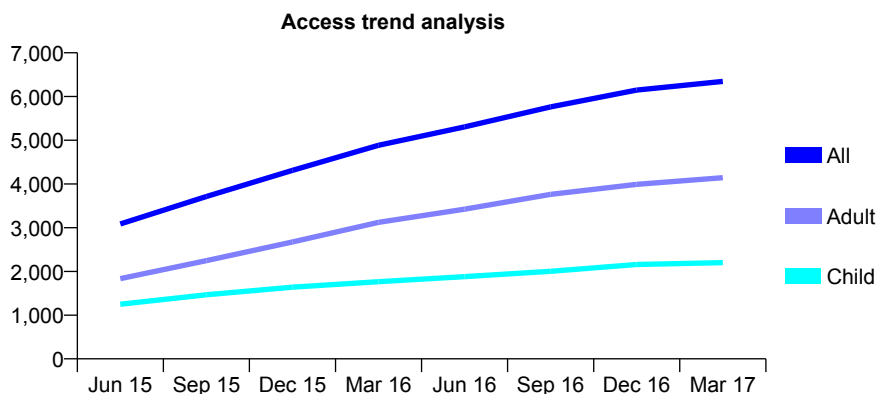
Q53 - Vital Signs At a Glance Contract Report for 177040/0001 - March 2017

Name or company name	Mr S B Ahmed Mulgund and Mrs S S Mulgund
Contract type name	GDS Contract
Purpose of contract	General
Contract start date	01/12/2014
Contract end date	

16/17 Contracted general activity (UDA)	14,774
Carry forward general activity (UDA)	448
16/17 Contracted orthodontic activity (UOA)	0
Carry forward orthodontic activity (UOA)	0
Baseline contract value	£383,711.86

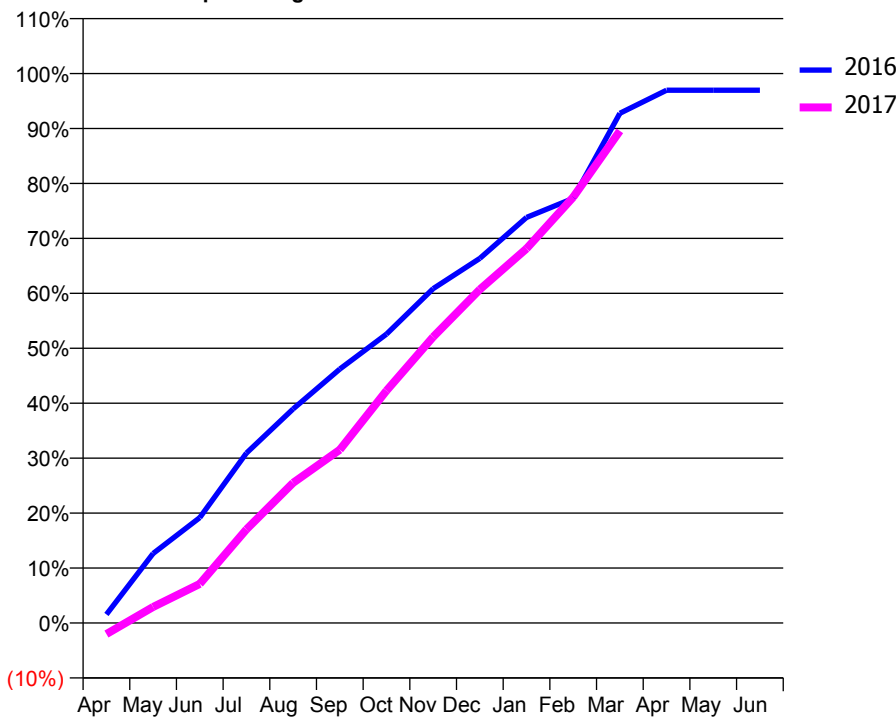
ACCESS*

Patients seen in 24 months	Total	Change since previous quarter
Quarter ending March 2016	4,884	
Quarter ending June 2016	5,306	↑
Quarter ending September 2016	5,764	↑
Quarter ending December 2016	6,147	↑
Quarter ending March 2017	6,346	↑
Variance since March 2016	29.9%	↑



ACTIVITY

Cumulative percentage of contracted UDA delivered 2016 & 2017



Month	Adjusted Scheduled Activity (UDA)	
	2016	2017
April	232	-301
May	1,869	433
June	2,836	1,051
July	4,568	2,519
August	5,756	3,770
September	6,828	4,660
October	7,769	6,246
November	8,990	7,694
December	9,802	8,970
January	10,903	10,065
February	11,416	11,450
March	13,706	13,232
April	14,323	
May	14,326	
June	14,326	

QUALITY

	Quantity	Base Number	Contract	AT	Region	England
% of FP17s for the same patient ID Re-attending within 3 months - Children	109	2,669	4.1%	9.9%	12.0%	12.3%
% of FP17s for the same patient ID Re-attending within 3 months - Adults	336	4,371	7.7%	13.6%	16.0%	16.7%
% of FP17s for the same patient ID Re-attending between 3 & 9 months - Children	1,278	2,669	47.9%	58.5%	58.8%	57.6%
% of FP17s for the same patient ID Re-attending between 3 & 9 months - Adults	1,809	4,371	41.4%	49.0%	51.2%	50.1%
% of FP17s for Band 1 Urgent Courses	13	5,757	0.2%	6.9%	8.0%	9.1%
% of FP17s Relating to Free Repair or Replacements	6	5,757	0.1%	0.8%	0.8%	0.8%
% of FP17s Relating to Continuations	13	5,757	0.2%	1.3%	1.2%	1.2%
% of Patients satisfied with the dentistry they have received	5	7	N/A	92.7%	92.7%	92.8%
% of Patients satisfied with the time they had to wait for an appointment	5	7	N/A	91.7%	89.1%	88.7%

* This is based on patients treated on this contract for their most recent course of treatment. Figures in italics indicate the base number of FP17s or Patient Questionnaire responses are less than 100. N/A is shown where the base number of responses is less than 10 during the period. % is calculated as Quantity/Base number*100

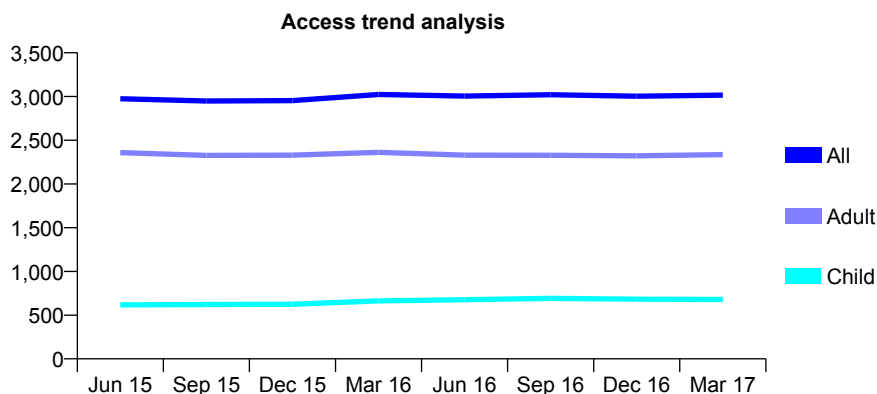
Q53 - Vital Signs At a Glance Contract Report for 177407/0002 - March 2017

Name or company name	BST Partnership
Contract type name	PDS Plus Contract
Purpose of contract	General
Contract start date	01/01/2011
Contract end date	31/03/2017

16/17 Contracted general activity (UDA)	8,000
Carry forward general activity (UDA)	0
16/17 Contracted orthodontic activity (UOA)	0
Carry forward orthodontic activity (UOA)	0
Baseline contract value	£129,885.07

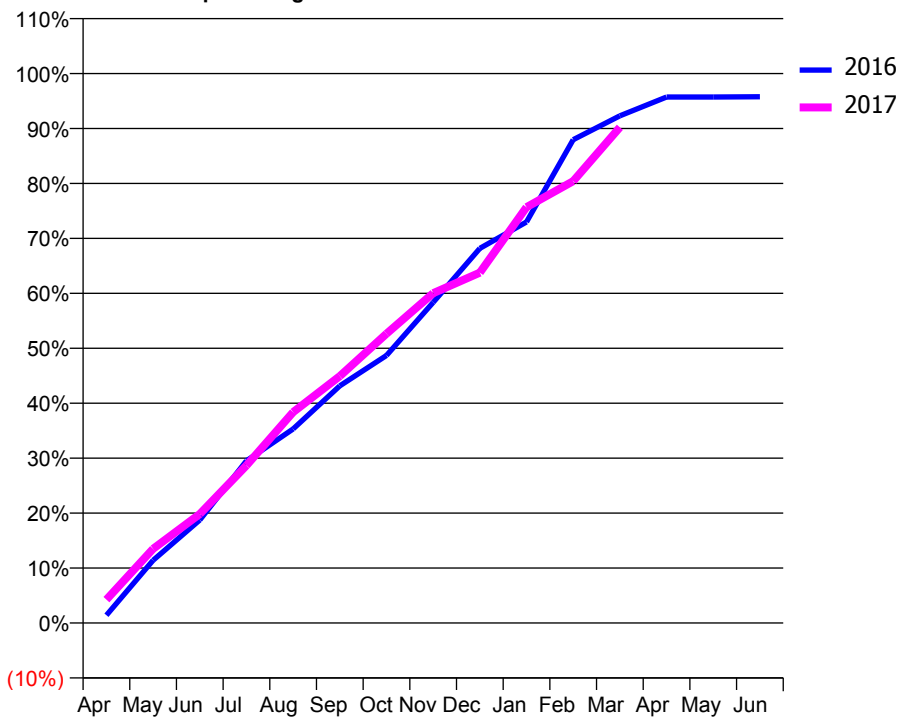
ACCESS*

Patients seen in 24 months	Total	Change since previous quarter
Quarter ending March 2016	3,024	
Quarter ending June 2016	3,005	→
Quarter ending September 2016	3,020	→
Quarter ending December 2016	3,004	→
Quarter ending March 2017	3,016	→
Variance since March 2016	(0.3%)	→



ACTIVITY

Cumulative percentage of contracted UDA delivered 2016 & 2017



Month	Adjusted Scheduled Activity (UDA)	
	2016	2017
April	114	341
May	913	1,080
June	1,499	1,587
July	2,361	2,293
August	2,825	3,070
September	3,453	3,595
October	3,896	4,212
November	4,669	4,802
December	5,454	5,101
January	5,838	6,055
February	7,036	6,433
March	7,383	7,217
April	7,659	
May	7,659	
June	7,661	

QUALITY

	Quantity	Base Number	Contract	AT	Region	England
% of FP17s for the same patient ID Re-attending within 3 months - Children	51	936	5.4%	9.9%	12.0%	12.3%
% of FP17s for the same patient ID Re-attending within 3 months - Adults	433	2,904	14.9%	13.6%	16.0%	16.7%
% of FP17s for the same patient ID Re-attending between 3 & 9 months - Children	548	936	58.5%	58.5%	58.8%	57.6%
% of FP17s for the same patient ID Re-attending between 3 & 9 months - Adults	1,320	2,904	45.5%	49.0%	51.2%	50.1%
% of FP17s for Band 1 Urgent Courses	303	3,688	8.2%	6.9%	8.0%	9.1%
% of FP17s Relating to Free Repair or Replacements	19	3,688	0.5%	0.8%	0.8%	0.8%
% of FP17s Relating to Continuations	43	3,688	1.2%	1.3%	1.2%	1.2%
% of Patients satisfied with the dentistry they have received	5	6	N/A	92.7%	92.7%	92.8%
% of Patients satisfied with the time they had to wait for an appointment	5	6	N/A	91.7%	89.1%	88.7%

* This is based on patients treated on this contract for their most recent course of treatment. Figures in italics indicate the base number of FP17s or Patient Questionnaire responses are less than 100. N/A is shown where the base number of responses is less than 10 during the period. % is calculated as Quantity/Base number*100

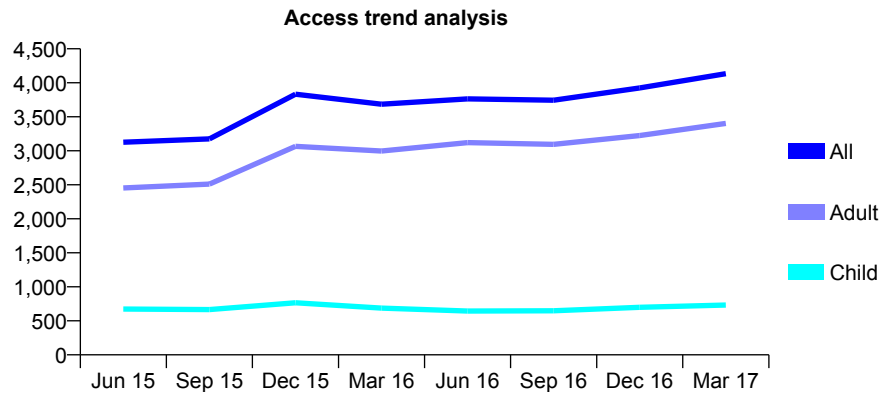
Q53 - Vital Signs At a Glance Contract Report for 179213/0001 - March 2017

Name or company name	Gentle Dental Care (EVESHAM)LTD
Contract type name	PDS Plus Contract
Purpose of contract	General
Contract start date	01/04/2012
Contract end date	31/03/2017

16/17 Contracted general activity (UDA)	17,200
Carry forward general activity (UDA)	0
16/17 Contracted orthodontic activity (UOA)	0
Carry forward orthodontic activity (UOA)	0
Baseline contract value	£205,127.34

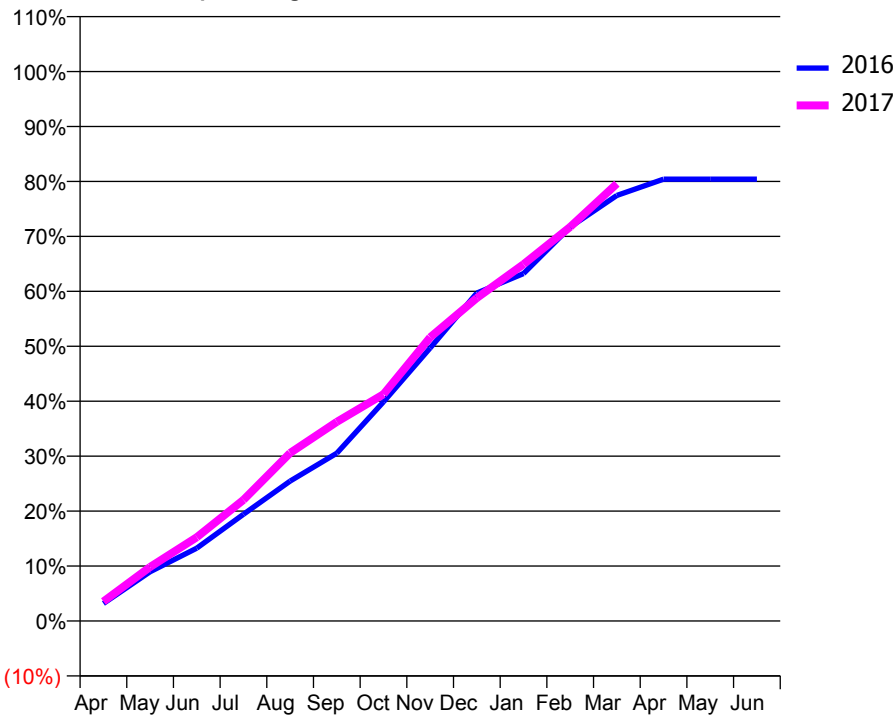
ACCESS*

Patients seen in 24 months	Total	Change since previous quarter
Quarter ending March 2016	3,685	
Quarter ending June 2016	3,764	↑
Quarter ending September 2016	3,744	→
Quarter ending December 2016	3,924	↑
Quarter ending March 2017	4,135	↑
Variance since March 2016	12.2%	↑



ACTIVITY

Cumulative percentage of contracted UDA delivered 2016 & 2017



Month	Adjusted Scheduled Activity (UDA)	
	2016	2017
April	548	613
May	1,543	1,694
June	2,280	2,624
July	3,340	3,792
August	4,381	5,261
September	5,253	6,234
October	6,858	7,098
November	8,546	8,879
December	10,264	10,109
January	10,875	11,166
February	12,332	12,335
March	13,322	13,688
April	13,829	
May	13,829	
June	13,832	

QUALITY

	Quantity	Base Number	Contract	AT	Region	England
% of FP17s for the same patient ID Re-attending within 3 months - Children	21	890	2.4%	9.9%	12.0%	12.3%
% of FP17s for the same patient ID Re-attending within 3 months - Adults	346	4,110	8.4%	13.6%	16.0%	16.7%
% of FP17s for the same patient ID Re-attending between 3 & 9 months - Children	113	890	12.7%	58.5%	58.8%	57.6%
% of FP17s for the same patient ID Re-attending between 3 & 9 months - Adults	764	4,110	18.6%	49.0%	51.2%	50.1%
% of FP17s for Band 1 Urgent Courses	497	4,836	10.3%	6.9%	8.0%	9.1%
% of FP17s Relating to Free Repair or Replacements	52	4,836	1.1%	0.8%	0.8%	0.8%
% of FP17s Relating to Continuations	77	4,836	1.6%	1.3%	1.2%	1.2%
% of Patients satisfied with the dentistry they have received	11	12	91.7%	92.7%	92.7%	92.8%
% of Patients satisfied with the time they had to wait for an appointment	11	12	91.7%	91.7%	89.1%	88.7%

* This is based on patients treated on this contract for their most recent course of treatment. Figures in italics indicate the base number of FP17s or Patient Questionnaire responses are less than 100. N/A is shown where the base number of responses is less than 10 during the period. % is calculated as Quantity/Base number*100

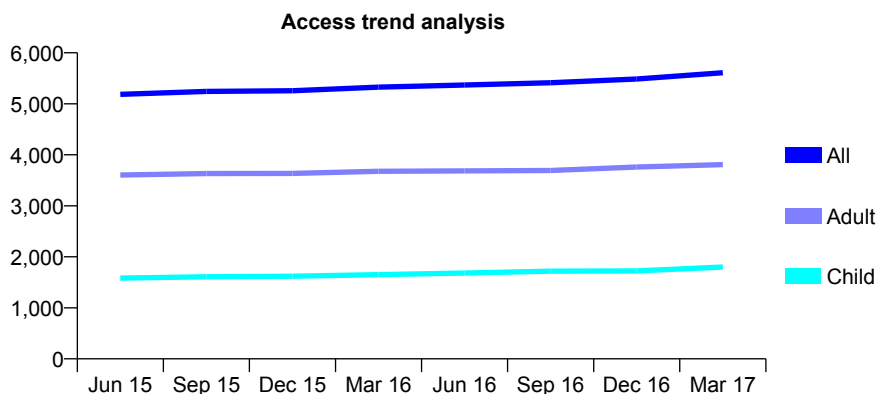
Q53 - Vital Signs At a Glance Contract Report for 179531/0001 - March 2017

Name or company name	Mr & Mrs Parvis
Contract type name	GDS Contract
Purpose of contract	General and Orthodontic
Contract start date	01/07/2013
Contract end date	

16/17 Contracted general activity (UDA)	14,510
Carry forward general activity (UDA)	-53
16/17 Contracted orthodontic activity (UOA)	106
Carry forward orthodontic activity (UOA)	-1
Baseline contract value	£361,644.60

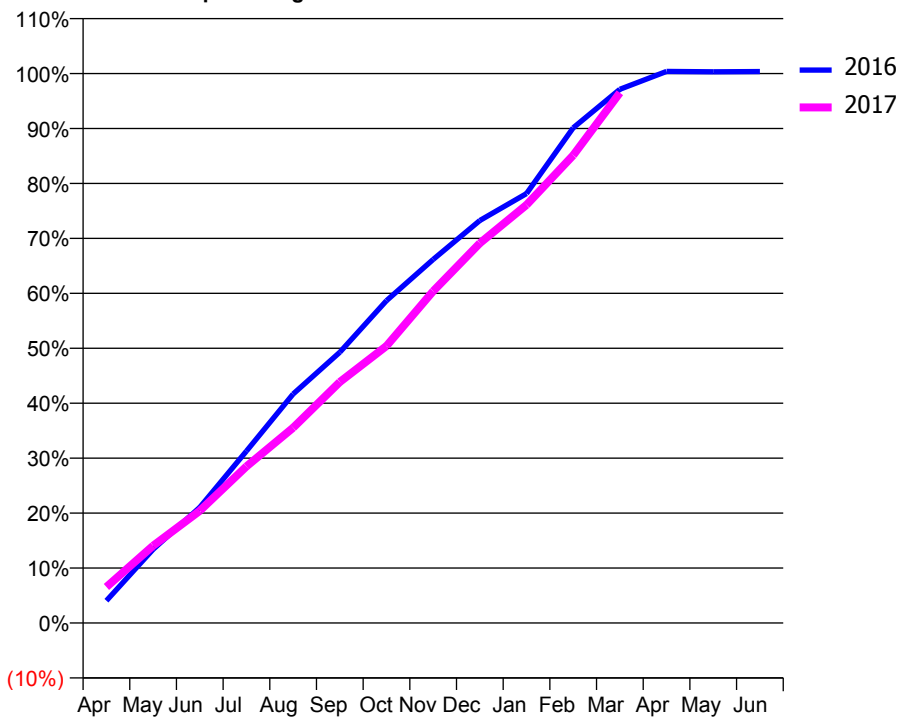
ACCESS*

Patients seen in 24 months	Total	Change since previous quarter
Quarter ending March 2016	5,328	
Quarter ending June 2016	5,368	→
Quarter ending September 2016	5,413	→
Quarter ending December 2016	5,486	→
Quarter ending March 2017	5,608	↑
Variance since March 2016	5.3%	↑



ACTIVITY

Cumulative percentage of contracted UDA delivered 2016 & 2017



Month	Adjusted Scheduled Activity (UDA)	
	2016	2017
April	591	952
May	1,946	2,042
June	3,056	2,964
July	4,540	4,136
August	6,048	5,155
September	7,151	6,365
October	8,514	7,316
November	9,599	8,762
December	10,629	10,030
January	11,340	11,041
February	13,076	12,351
March	14,094	14,002
April	14,564	
May	14,554	
June	14,563	

QUALITY

	Quantity	Base Number	Contract	AT	Region	England
% of FP17s for the same patient ID Re-attending within 3 months - Children	163	2,702	6.0%	9.9%	12.0%	12.3%
% of FP17s for the same patient ID Re-attending within 3 months - Adults	504	4,559	11.1%	13.6%	16.0%	16.7%
% of FP17s for the same patient ID Re-attending between 3 & 9 months - Children	1,714	2,702	63.4%	58.5%	58.8%	57.6%
% of FP17s for the same patient ID Re-attending between 3 & 9 months - Adults	2,174	4,559	47.7%	49.0%	51.2%	50.1%
% of FP17s for Band 1 Urgent Courses	163	7,017	2.3%	6.9%	8.0%	9.1%
% of FP17s Relating to Free Repair or Replacements	47	7,017	0.7%	0.8%	0.8%	0.8%
% of FP17s Relating to Continuations	20	7,017	0.3%	1.3%	1.2%	1.2%
% of Patients satisfied with the dentistry they have received	16	19	84.2%	92.7%	92.7%	92.8%
% of Patients satisfied with the time they had to wait for an appointment	18	19	94.7%	91.7%	89.1%	88.7%

* This is based on patients treated on this contract for their most recent course of treatment. Figures in italics indicate the base number of FP17s or Patient Questionnaire responses are less than 100. N/A is shown where the base number of responses is less than 10 during the period. % is calculated as Quantity/Base number*100

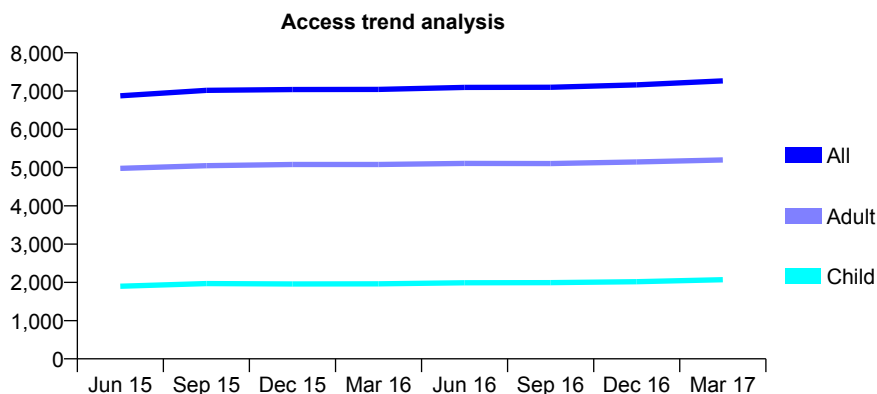
Q53 - Vital Signs At a Glance Contract Report for 179531/0002 - March 2017

Name or company name	Mr & Mrs Parvis
Contract type name	GDS Contract
Purpose of contract	General and Orthodontic
Contract start date	01/07/2013
Contract end date	

16/17 Contracted general activity (UDA)	16,334
Carry forward general activity (UDA)	-291
16/17 Contracted orthodontic activity (UOA)	264
Carry forward orthodontic activity (UOA)	2
Baseline contract value	£428,316.79

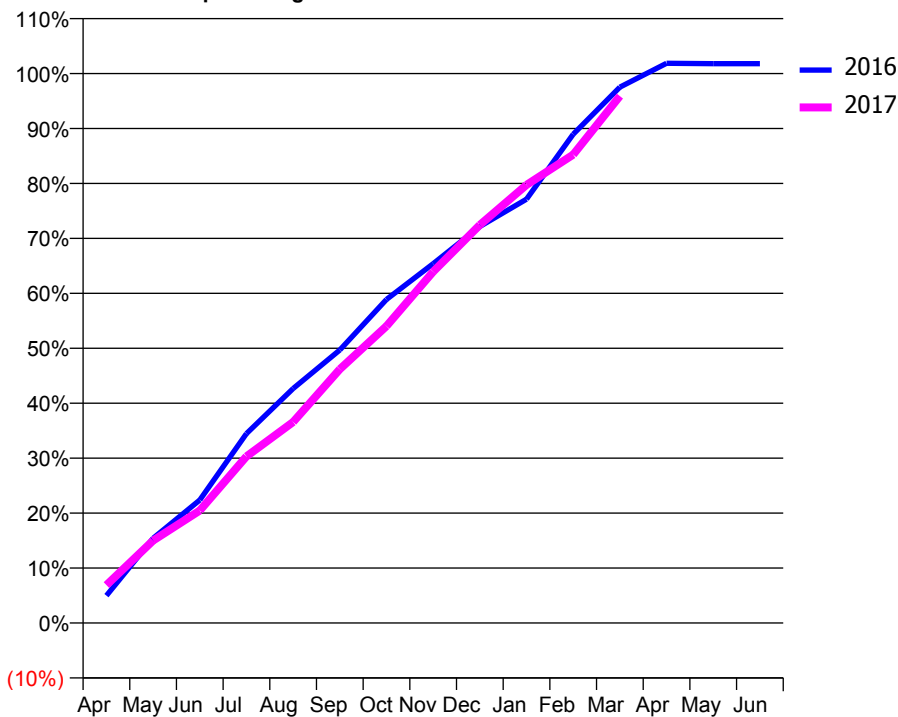
ACCESS*

Patients seen in 24 months	Total	Change since previous quarter
Quarter ending March 2016	7,042	
Quarter ending June 2016	7,096	→
Quarter ending September 2016	7,098	→
Quarter ending December 2016	7,162	→
Quarter ending March 2017	7,267	→
Variance since March 2016	3.2%	↑



ACTIVITY

Cumulative percentage of contracted UDA delivered 2016 & 2017



Month	Adjusted Scheduled Activity (UDA)	
	2016	2017
April	814	1,127
May	2,520	2,450
June	3,655	3,342
July	5,629	4,951
August	6,970	5,975
September	8,116	7,547
October	9,619	8,825
November	10,682	10,443
December	11,788	11,832
January	12,597	13,024
February	14,531	13,924
March	15,929	15,662
April	16,636	
May	16,626	
June	16,625	

QUALITY

	Quantity	Base Number	Contract	AT	Region	England
% of FP17s for the same patient ID Re-attending within 3 months - Children	212	3,226	6.6%	9.9%	12.0%	12.3%
% of FP17s for the same patient ID Re-attending within 3 months - Adults	736	6,548	11.2%	13.6%	16.0%	16.7%
% of FP17s for the same patient ID Re-attending between 3 & 9 months - Children	2,069	3,226	64.1%	58.5%	58.8%	57.6%
% of FP17s for the same patient ID Re-attending between 3 & 9 months - Adults	3,460	6,548	52.8%	49.0%	51.2%	50.1%
% of FP17s for Band 1 Urgent Courses	279	8,600	3.2%	6.9%	8.0%	9.1%
% of FP17s Relating to Free Repair or Replacements	51	8,600	0.6%	0.8%	0.8%	0.8%
% of FP17s Relating to Continuations	22	8,600	0.3%	1.3%	1.2%	1.2%
% of Patients satisfied with the dentistry they have received	32	33	97.0%	92.7%	92.7%	92.8%
% of Patients satisfied with the time they had to wait for an appointment	31	33	93.9%	91.7%	89.1%	88.7%

* This is based on patients treated on this contract for their most recent course of treatment. Figures in italics indicate the base number of FP17s or Patient Questionnaire responses are less than 100. N/A is shown where the base number of responses is less than 10 during the period. % is calculated as Quantity/Base number*100

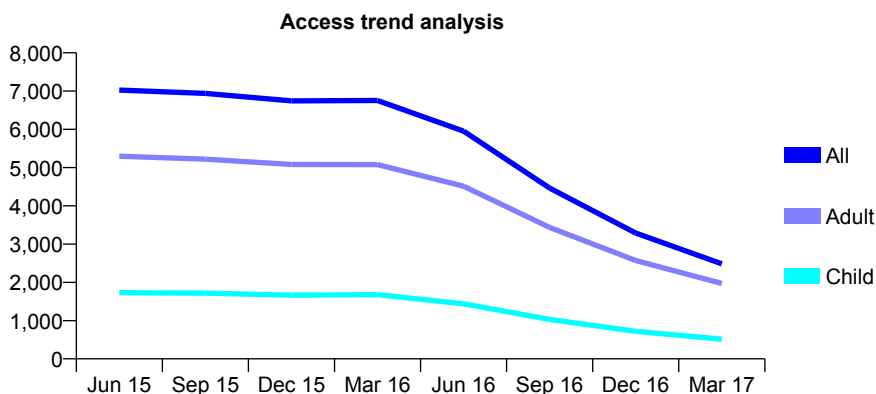
Q53 - Vital Signs At a Glance Contract Report for 179590/0001 - March 2017

Name or company name	Primecare Oral Health Services
Contract type name	PDS Plus Contract
Purpose of contract	General
Contract start date	01/02/2011
Contract end date	27/05/2016

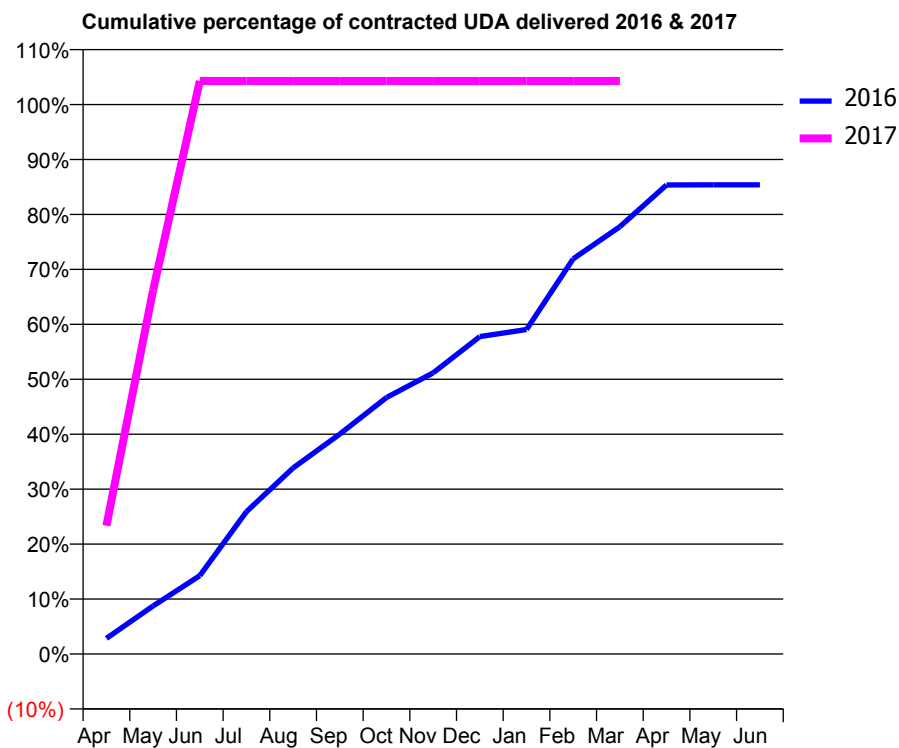
16/17 Contracted general activity (UDA)	3,454
Carry forward general activity (UDA)	0
16/17 Contracted orthodontic activity (UOA)	0
Carry forward orthodontic activity (UOA)	0
Baseline contract value	£42,016.30

ACCESS*

Patients seen in 24 months	Total	Change since previous quarter
Quarter ending March 2016	6,755	
Quarter ending June 2016	5,953	↓
Quarter ending September 2016	4,465	↓
Quarter ending December 2016	3,290	↓
Quarter ending March 2017	2,485	↓
Variance since March 2016	(63.2%)	↓



ACTIVITY



Month	Adjusted Scheduled Activity (UDA)	
	2016	2017
April	634	806
May	1,939	2,287
June	3,156	3,602
July	5,735	3,602
August	7,501	3,602
September	8,864	3,602
October	10,340	3,602
November	11,334	3,602
December	12,793	3,602
January	13,081	3,602
February	15,931	3,602
March	17,226	3,602
April	18,908	
May	18,913	
June	18,913	

QUALITY

	Quantity	Base Number	Contract	AT	Region	England
% of FP17s for the same patient ID Re-attending within 3 months - Children	53	514	10.3%	9.9%	12.0%	12.3%
% of FP17s for the same patient ID Re-attending within 3 months - Adults	255	1,656	15.4%	13.6%	16.0%	16.7%
% of FP17s for the same patient ID Re-attending between 3 & 9 months - Children	239	514	46.5%	58.5%	58.8%	57.6%
% of FP17s for the same patient ID Re-attending between 3 & 9 months - Adults	751	1,656	45.4%	49.0%	51.2%	50.1%
% of FP17s for Band 1 Urgent Courses	55	1,331	4.1%	6.9%	8.0%	9.1%
% of FP17s Relating to Free Repair or Replacements	35	1,331	2.6%	0.8%	0.8%	0.8%
% of FP17s Relating to Continuations	57	1,331	4.3%	1.3%	1.2%	1.2%
% of Patients satisfied with the dentistry they have received	9	9	N/A	92.7%	92.7%	92.8%
% of Patients satisfied with the time they had to wait for an appointment	9	9	N/A	91.7%	89.1%	88.7%

* This is based on patients treated on this contract for their most recent course of treatment. Figures in italics indicate the base number of FP17s or Patient Questionnaire responses are less than 100. N/A is shown where the base number of responses is less than 10 during the period. % is calculated as Quantity/Base number*100

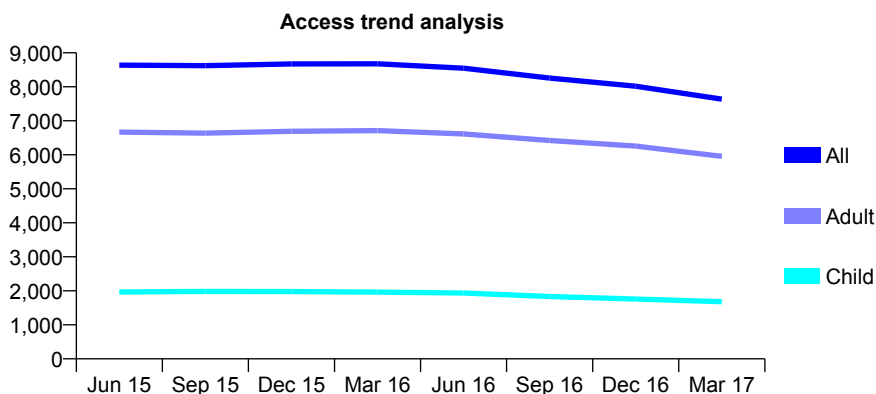
Q53 - Vital Signs At a Glance Contract Report for 180122/0002 - March 2017

Name or company name	IDH Limited
Contract type name	GDS Contract
Purpose of contract	General
Contract start date	01/09/2008
Contract end date	

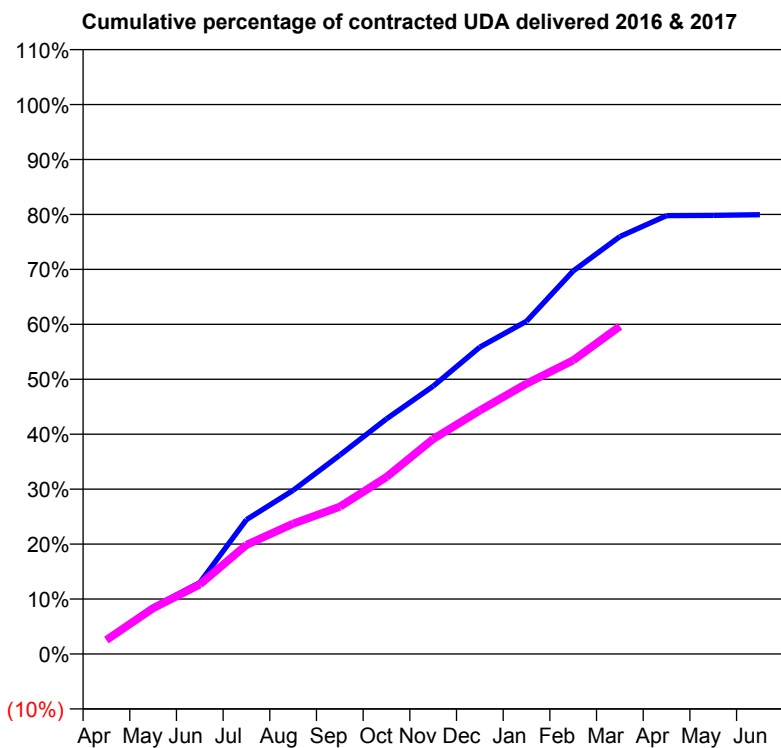
16/17 Contracted general activity (UDA)	24,615
Carry forward general activity (UDA)	0
16/17 Contracted orthodontic activity (UOA)	0
Carry forward orthodontic activity (UOA)	0
Baseline contract value	£714,558.84

ACCESS*

Patients seen in 24 months	Total	Change since previous quarter
Quarter ending March 2016	8,677	
Quarter ending June 2016	8,549	↓
Quarter ending September 2016	8,256	↓
Quarter ending December 2016	8,016	↓
Quarter ending March 2017	7,637	↓
Variance since March 2016	(12.0%)	↓



ACTIVITY



Month	Adjusted Scheduled Activity (UDA)	
	2016	2017
April	641	632
May	2,100	2,054
June	3,200	3,115
July	6,017	4,892
August	7,333	5,841
September	8,907	6,596
October	10,536	7,928
November	12,000	9,634
December	13,745	10,909
January	14,908	12,113
February	17,161	13,156
March	18,700	14,677
April	19,638	
May	19,651	
June	19,677	

QUALITY

	Quantity	Base Number	Contract	AT	Region	England
% of FP17s for the same patient ID Re-attending within 3 months - Children	158	1,997	7.9%	9.9%	12.0%	12.3%
% of FP17s for the same patient ID Re-attending within 3 months - Adults	984	6,707	14.7%	13.6%	16.0%	16.7%
% of FP17s for the same patient ID Re-attending between 3 & 9 months - Children	1,059	1,997	53.0%	58.5%	58.8%	57.6%
% of FP17s for the same patient ID Re-attending between 3 & 9 months - Adults	2,831	6,707	42.2%	49.0%	51.2%	50.1%
% of FP17s for Band 1 Urgent Courses	864	8,237	10.5%	6.9%	8.0%	9.1%
% of FP17s Relating to Free Repair or Replacements	58	8,237	0.7%	0.8%	0.8%	0.8%
% of FP17s Relating to Continuations	185	8,237	2.2%	1.3%	1.2%	1.2%
% of Patients satisfied with the dentistry they have received	14	16	87.5%	92.7%	92.7%	92.8%
% of Patients satisfied with the time they had to wait for an appointment	9	16	56.3%	91.7%	89.1%	88.7%

* This is based on patients treated on this contract for their most recent course of treatment. Figures in italics indicate the base number of FP17s or Patient Questionnaire responses are less than 100. N/A is shown where the base number of responses is less than 10 during the period. % is calculated as Quantity/Base number*100

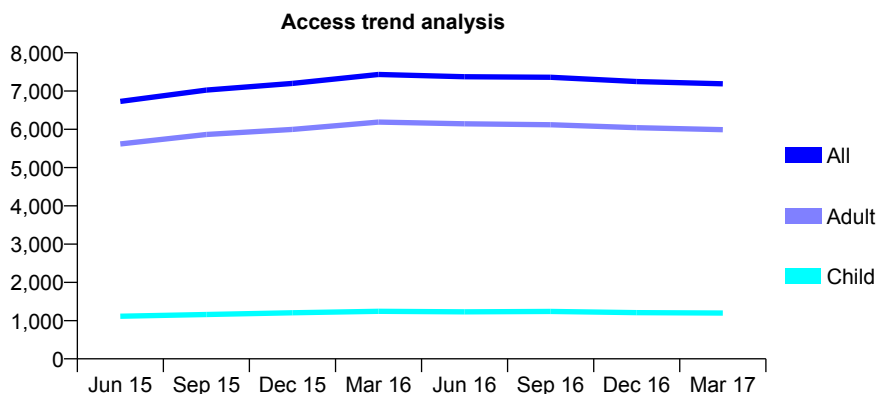
Q53 - Vital Signs At a Glance Contract Report for 180793/0001 - March 2017

Name or company name	Colehill Smile Care Limited
Contract type name	GDS Contract
Purpose of contract	General
Contract start date	01/04/2014
Contract end date	

16/17 Contracted general activity (UDA)	20,993
Carry forward general activity (UDA)	0
16/17 Contracted orthodontic activity (UOA)	0
Carry forward orthodontic activity (UOA)	0
Baseline contract value	£600,786.21

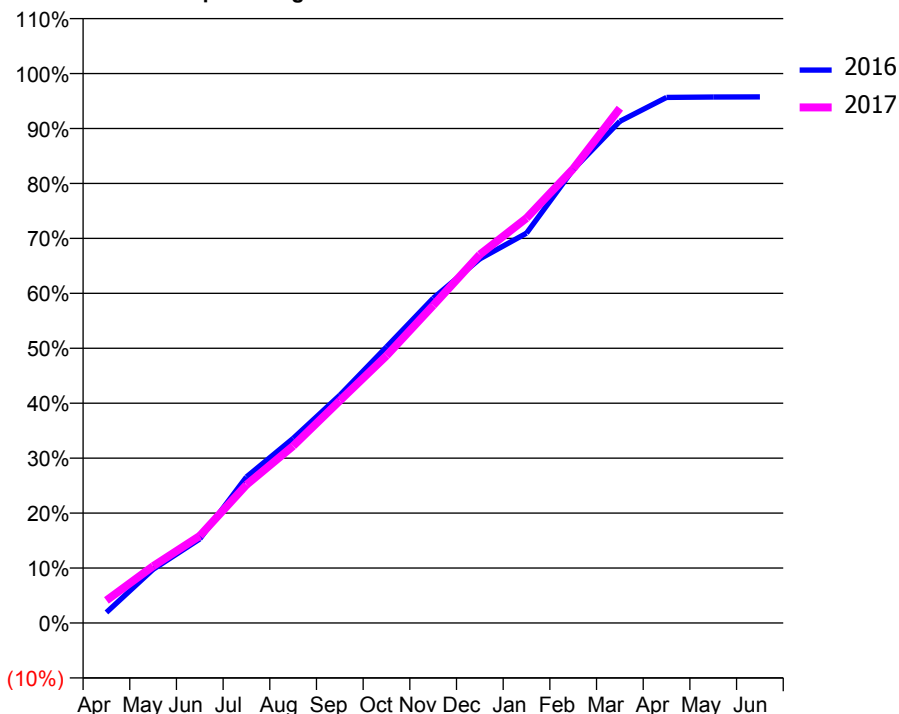
ACCESS*

Patients seen in 24 months	Total	Change since previous quarter
Quarter ending March 2016	7,434	
Quarter ending June 2016	7,373	→
Quarter ending September 2016	7,359	→
Quarter ending December 2016	7,248	↓
Quarter ending March 2017	7,189	→
Variance since March 2016	(3.3%)	↓



ACTIVITY

Cumulative percentage of contracted UDA delivered 2016 & 2017



Month	Adjusted Scheduled Activity (UDA)	
	2016	2017
April	406	865
May	2,052	2,175
June	3,210	3,329
July	5,583	5,278
August	7,055	6,762
September	8,703	8,493
October	10,547	10,213
November	12,407	12,135
December	13,910	14,078
January	14,893	15,469
February	17,325	17,353
March	19,165	19,669
April	20,080	
May	20,092	
June	20,099	

QUALITY

	Quantity	Base Number	Contract	AT	Region	England
% of FP17s for the same patient ID Re-attending within 3 months - Children	112	1,772	6.3%	9.9%	12.0%	12.3%
% of FP17s for the same patient ID Re-attending within 3 months - Adults	1,428	8,980	15.9%	13.6%	16.0%	16.7%
% of FP17s for the same patient ID Re-attending between 3 & 9 months - Children	999	1,772	56.4%	58.5%	58.8%	57.6%
% of FP17s for the same patient ID Re-attending between 3 & 9 months - Adults	5,044	8,980	56.2%	49.0%	51.2%	50.1%
% of FP17s for Band 1 Urgent Courses	1,010	10,262	9.8%	6.9%	8.0%	9.1%
% of FP17s Relating to Free Repair or Replacements	181	10,262	1.8%	0.8%	0.8%	0.8%
% of FP17s Relating to Continuations	125	10,262	1.2%	1.3%	1.2%	1.2%
% of Patients satisfied with the dentistry they have received	16	16	100.0%	92.7%	92.7%	92.8%
% of Patients satisfied with the time they had to wait for an appointment	14	16	87.5%	91.7%	89.1%	88.7%

* This is based on patients treated on this contract for their most recent course of treatment. Figures in italics indicate the base number of FP17s or Patient Questionnaire responses are less than 100. N/A is shown where the base number of responses is less than 10 during the period. % is calculated as Quantity/Base number*100

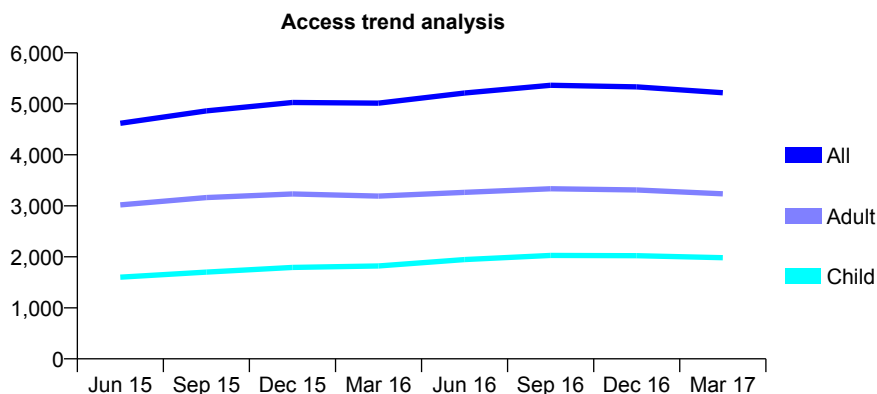
Q53 - Vital Signs At a Glance Contract Report for 181307/0001 - March 2017

Name or company name	Willenhall Dental Care
Contract type name	GDS Contract
Purpose of contract	General
Contract start date	01/09/2011
Contract end date	

16/17 Contracted general activity (UDA)	12,679
Carry forward general activity (UDA)	0
16/17 Contracted orthodontic activity (UOA)	0
Carry forward orthodontic activity (UOA)	0
Baseline contract value	£316,952.92

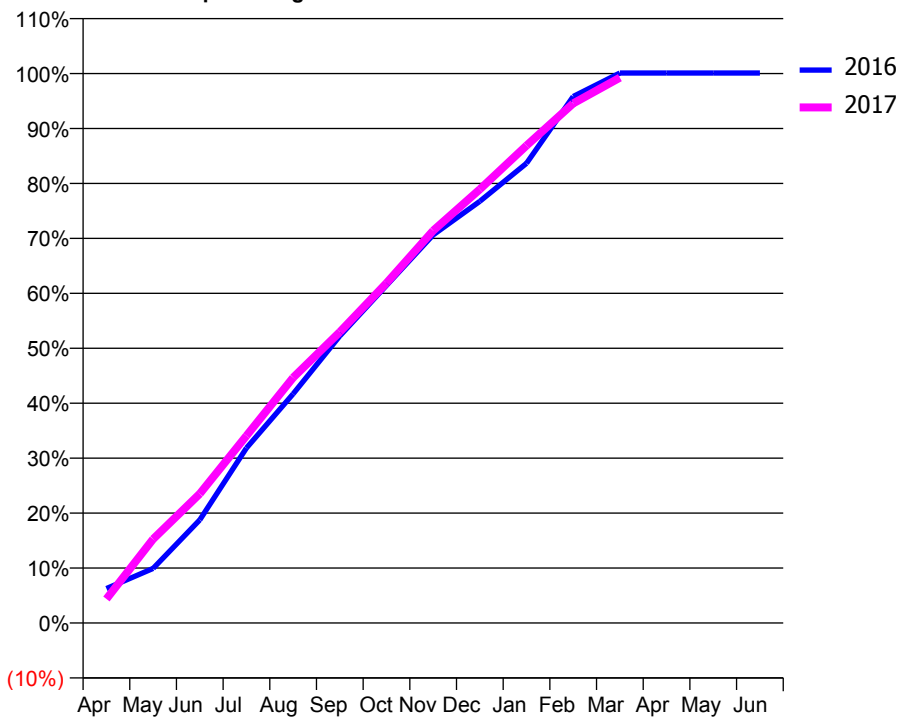
ACCESS*

Patients seen in 24 months	Total	Change since previous quarter
Quarter ending March 2016	5,013	
Quarter ending June 2016	5,211	↑
Quarter ending September 2016	5,363	↑
Quarter ending December 2016	5,333	→
Quarter ending March 2017	5,217	↓
Variance since March 2016	4.1%	↑



ACTIVITY

Cumulative percentage of contracted UDA delivered 2016 & 2017



Month	Adjusted Scheduled Activity (UDA)	
	2016	2017
April	796	555
May	1,261	1,936
June	2,379	2,982
July	4,037	4,322
August	5,288	5,664
September	6,624	6,714
October	7,790	7,844
November	8,955	9,054
December	9,731	10,006
January	10,606	11,016
February	12,148	11,989
March	12,691	12,582
April	12,691	
May	12,691	
June	12,691	

QUALITY

	Quantity	Base Number	Contract	AT	Region	England
% of FP17s for the same patient ID Re-attending within 3 months - Children	11	2,477	0.4%	9.9%	12.0%	12.3%
% of FP17s for the same patient ID Re-attending within 3 months - Adults	27	3,420	0.8%	13.6%	16.0%	16.7%
% of FP17s for the same patient ID Re-attending between 3 & 9 months - Children	1,408	2,477	56.8%	58.5%	58.8%	57.6%
% of FP17s for the same patient ID Re-attending between 3 & 9 months - Adults	1,711	3,420	50.0%	49.0%	51.2%	50.1%
% of FP17s for Band 1 Urgent Courses	6	5,897	0.1%	6.9%	8.0%	9.1%
% of FP17s Relating to Free Repair or Replacements	1	5,897	0.0%	0.8%	0.8%	0.8%
% of FP17s Relating to Continuations	2	5,897	0.0%	1.3%	1.2%	1.2%
% of Patients satisfied with the dentistry they have received	4	4	N/A	92.7%	92.7%	92.8%
% of Patients satisfied with the time they had to wait for an appointment	4	4	N/A	91.7%	89.1%	88.7%

* This is based on patients treated on this contract for their most recent course of treatment. Figures in italics indicate the base number of FP17s or Patient Questionnaire responses are less than 100. N/A is shown where the base number of responses is less than 10 during the period. % is calculated as Quantity/Base number*100

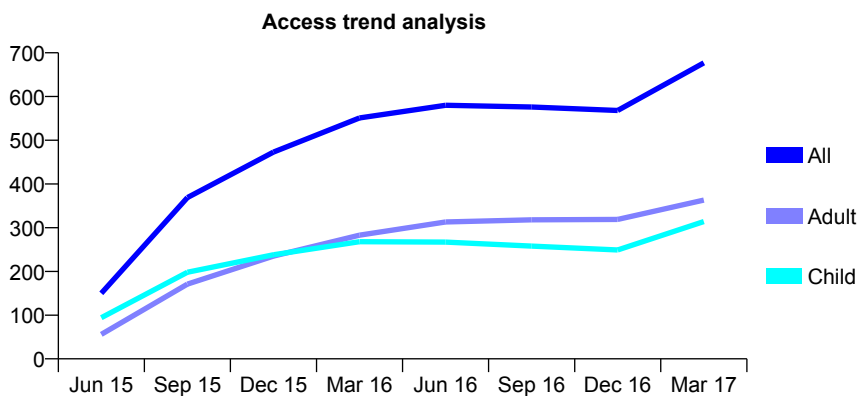
Q53 - Vital Signs At a Glance Contract Report for 182109/0001 - March 2017

Name or company name	Evesham Place Limited
Contract type name	GDS Contract
Purpose of contract	General
Contract start date	01/04/2015
Contract end date	

16/17 Contracted general activity (UDA)	1,452
Carry forward general activity (UDA)	-1
16/17 Contracted orthodontic activity (UOA)	0
Carry forward orthodontic activity (UOA)	0
Baseline contract value	£35,418.91

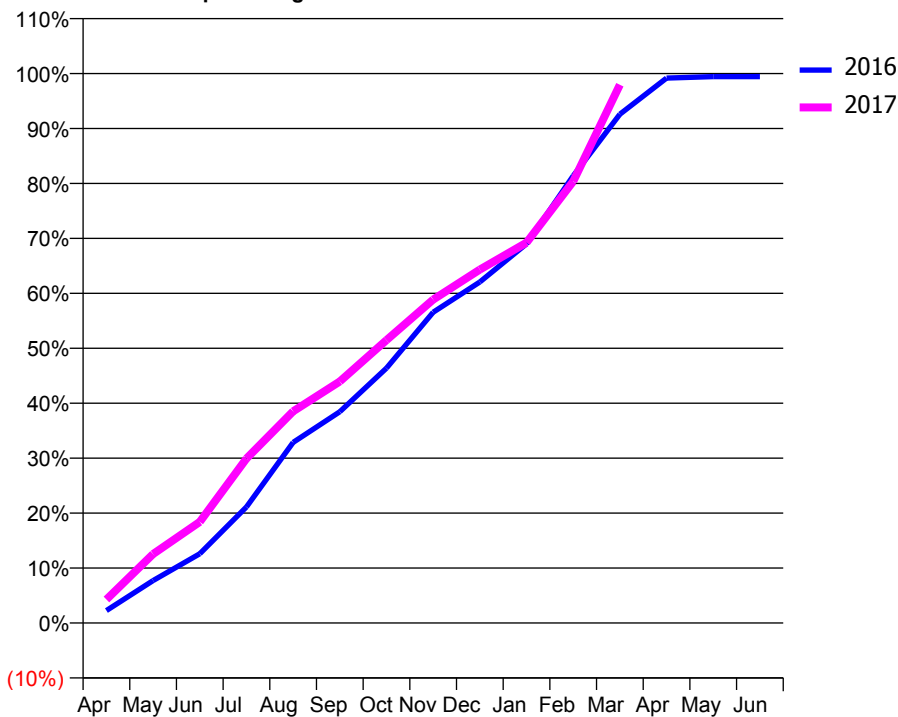
ACCESS*

Patients seen in 24 months	Total	Change since previous quarter
Quarter ending March 2016	551	
Quarter ending June 2016	580	↑
Quarter ending September 2016	576	→
Quarter ending December 2016	568	↓
Quarter ending March 2017	677	↑
Variance since March 2016	22.9%	↑



ACTIVITY

Cumulative percentage of contracted UDA delivered 2016 & 2017



Month	Adjusted Scheduled Activity (UDA)	
	2016	2017
April	33	62
May	112	182
June	183	267
July	307	435
August	477	559
September	558	638
October	674	748
November	821	855
December	901	934
January	1,002	1,005
February	1,182	1,167
March	1,344	1,422
April	1,440	
May	1,444	
June	1,444	

QUALITY

	Quantity	Base Number	Contract	AT	Region	England
% of FP17s for the same patient ID Re-attending within 3 months - Children	33	507	6.5%	9.9%	12.0%	12.3%
% of FP17s for the same patient ID Re-attending within 3 months - Adults	47	439	10.7%	13.6%	16.0%	16.7%
% of FP17s for the same patient ID Re-attending between 3 & 9 months - Children	277	507	54.6%	58.5%	58.8%	57.6%
% of FP17s for the same patient ID Re-attending between 3 & 9 months - Adults	179	439	40.8%	49.0%	51.2%	50.1%
% of FP17s for Band 1 Urgent Courses	27	880	3.1%	6.9%	8.0%	9.1%
% of FP17s Relating to Free Repair or Replacements	4	880	0.5%	0.8%	0.8%	0.8%
% of FP17s Relating to Continuations	17	880	1.9%	1.3%	1.2%	1.2%
% of Patients satisfied with the dentistry they have received	0	0	N/A	92.7%	92.7%	92.8%
% of Patients satisfied with the time they had to wait for an appointment	0	0	N/A	91.7%	89.1%	88.7%

* This is based on patients treated on this contract for their most recent course of treatment. Figures in italics indicate the base number of FP17s or Patient Questionnaire responses are less than 100. N/A is shown where the base number of responses is less than 10 during the period. % is calculated as Quantity/Base number*100

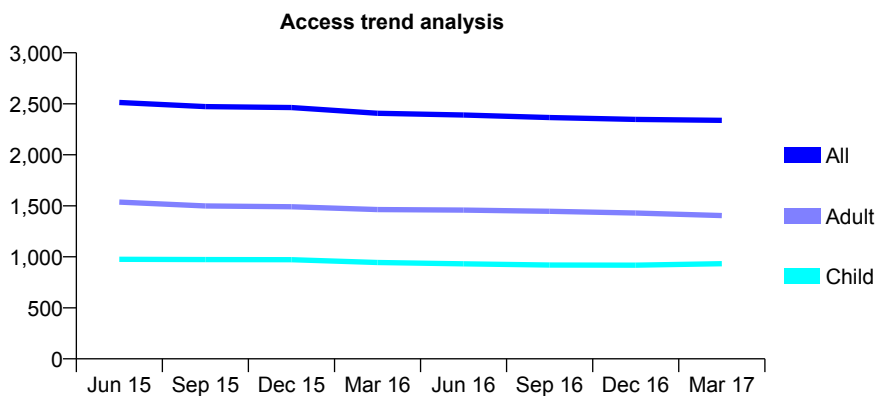
Q53 - Vital Signs At a Glance Contract Report for 187860/0001 - March 2017

Name or company name	Collins House Dental Surgery
Contract type name	GDS Contract
Purpose of contract	General
Contract start date	01/04/2006
Contract end date	

16/17 Contracted general activity (UDA)	7,900
Carry forward general activity (UDA)	0
16/17 Contracted orthodontic activity (UOA)	0
Carry forward orthodontic activity (UOA)	0
Baseline contract value	£233,428.49

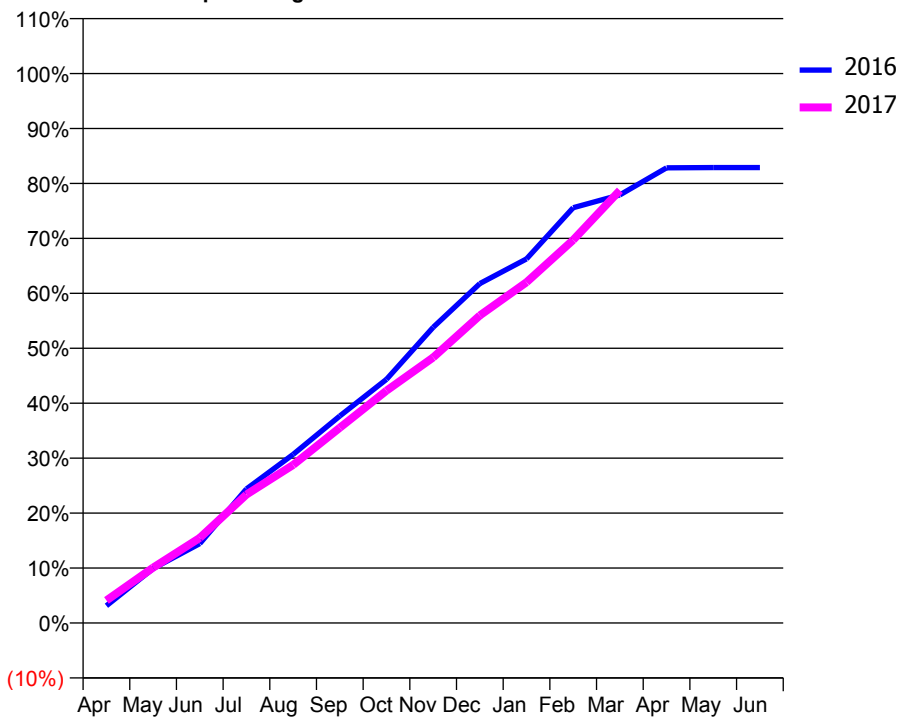
ACCESS*

Patients seen in 24 months	Total	Change since previous quarter
Quarter ending March 2016	2,407	
Quarter ending June 2016	2,390	→
Quarter ending September 2016	2,366	↓
Quarter ending December 2016	2,347	→
Quarter ending March 2017	2,338	→
Variance since March 2016	(2.9%)	↓



ACTIVITY

Cumulative percentage of contracted UDA delivered 2016 & 2017



Month	Adjusted Scheduled Activity (UDA)	
	2016	2017
April	249	324
May	782	796
June	1,141	1,225
July	1,928	1,847
August	2,424	2,273
September	2,977	2,808
October	3,503	3,340
November	4,250	3,817
December	4,879	4,421
January	5,235	4,900
February	5,971	5,507
March	6,155	6,219
April	6,543	
May	6,547	
June	6,547	

QUALITY

	Quantity	Base Number	Contract	AT	Region	England
% of FP17s for the same patient ID Re-attending within 3 months - Children	90	1,785	5.0%	9.9%	12.0%	12.3%
% of FP17s for the same patient ID Re-attending within 3 months - Adults	272	2,388	11.4%	13.6%	16.0%	16.7%
% of FP17s for the same patient ID Re-attending between 3 & 9 months - Children	1,366	1,785	76.5%	58.5%	58.8%	57.6%
% of FP17s for the same patient ID Re-attending between 3 & 9 months - Adults	1,747	2,388	73.2%	49.0%	51.2%	50.1%
% of FP17s for Band 1 Urgent Courses	177	3,859	4.6%	6.9%	8.0%	9.1%
% of FP17s Relating to Free Repair or Replacements	0	3,859	0.0%	0.8%	0.8%	0.8%
% of FP17s Relating to Continuations	29	3,859	0.8%	1.3%	1.2%	1.2%
% of Patients satisfied with the dentistry they have received	5	6	N/A	92.7%	92.7%	92.8%
% of Patients satisfied with the time they had to wait for an appointment	5	6	N/A	91.7%	89.1%	88.7%

* This is based on patients treated on this contract for their most recent course of treatment. Figures in italics indicate the base number of FP17s or Patient Questionnaire responses are less than 100. N/A is shown where the base number of responses is less than 10 during the period. % is calculated as Quantity/Base number*100

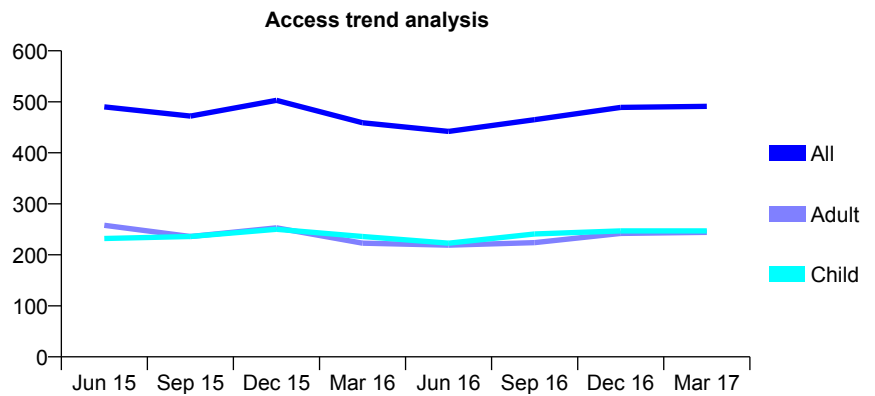
Q53 - Vital Signs At a Glance Contract Report for 189863/0001 - March 2017

Name or company name	David Holloman Dentistry Ltd
Contract type name	GDS Contract
Purpose of contract	General
Contract start date	01/04/2012
Contract end date	

16/17 Contracted general activity (UDA)	1,678
Carry forward general activity (UDA)	-34
16/17 Contracted orthodontic activity (UOA)	0
Carry forward orthodontic activity (UOA)	0
Baseline contract value	£40,818.39

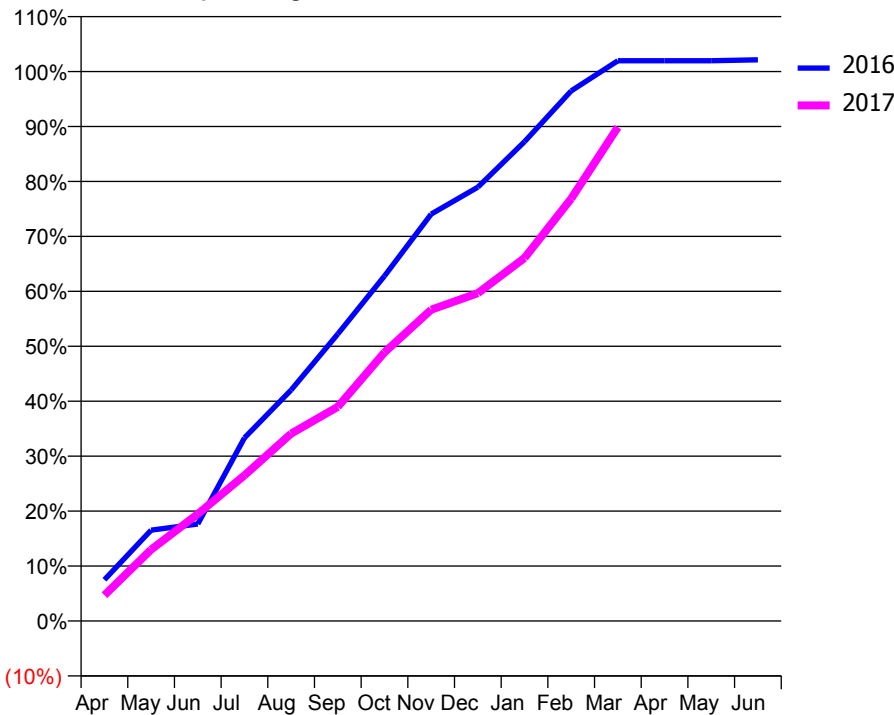
ACCESS*

Patients seen in 24 months	Total	Change since previous quarter
Quarter ending March 2016	459	
Quarter ending June 2016	442	↓
Quarter ending September 2016	465	↑
Quarter ending December 2016	489	↑
Quarter ending March 2017	491	→
Variance since March 2016	7.0%	↑



ACTIVITY

Cumulative percentage of contracted UDA delivered 2016 & 2017



Month	Adjusted Scheduled Activity (UDA)	
	2016	2017
April	126	79
May	277	218
June	296	327
July	559	445
August	706	572
September	876	654
October	1,054	820
November	1,242	951
December	1,325	1,001
January	1,464	1,109
February	1,619	1,290
March	1,711	1,508
April	1,711	
May	1,711	
June	1,714	

QUALITY

	Quantity	Base Number	Contract	AT	Region	England
% of FP17s for the same patient ID Re-attending within 3 months - Children	46	446	10.3%	9.9%	12.0%	12.3%
% of FP17s for the same patient ID Re-attending within 3 months - Adults	79	374	21.1%	13.6%	16.0%	16.7%
% of FP17s for the same patient ID Re-attending between 3 & 9 months - Children	255	446	57.2%	58.5%	58.8%	57.6%
% of FP17s for the same patient ID Re-attending between 3 & 9 months - Adults	171	374	45.7%	49.0%	51.2%	50.1%
% of FP17s for Band 1 Urgent Courses	71	817	8.7%	6.9%	8.0%	9.1%
% of FP17s Relating to Free Repair or Replacements	0	817	0.0%	0.8%	0.8%	0.8%
% of FP17s Relating to Continuations	1	817	0.1%	1.3%	1.2%	1.2%
% of Patients satisfied with the dentistry they have received	0	0	N/A	92.7%	92.7%	92.8%
% of Patients satisfied with the time they had to wait for an appointment	0	0	N/A	91.7%	89.1%	88.7%

* This is based on patients treated on this contract for their most recent course of treatment. Figures in italics indicate the base number of FP17s or Patient Questionnaire responses are less than 100. N/A is shown where the base number of responses is less than 10 during the period. % is calculated as Quantity/Base number*100

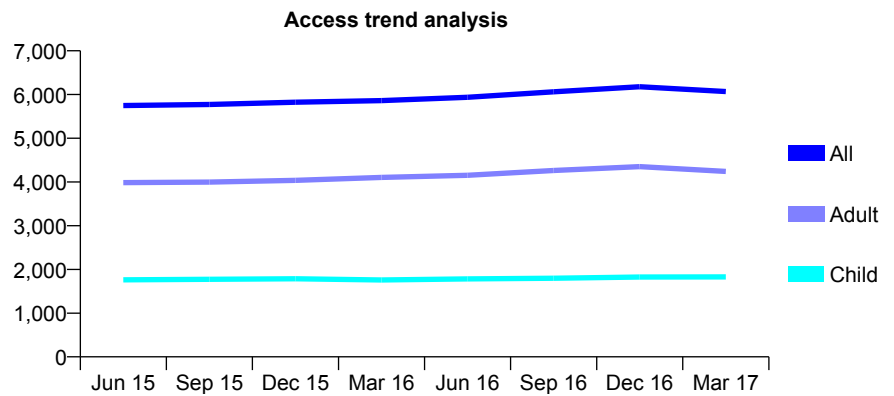
Q53 - Vital Signs At a Glance Contract Report for 190454/0001 - March 2017

Name or company name	Malvern Hills Dental Care
Contract type name	GDS Contract
Purpose of contract	General
Contract start date	01/11/2012
Contract end date	

16/17 Contracted general activity (UDA)	18,773
Carry forward general activity (UDA)	131
16/17 Contracted orthodontic activity (UOA)	0
Carry forward orthodontic activity (UOA)	0
Baseline contract value	£418,012.11

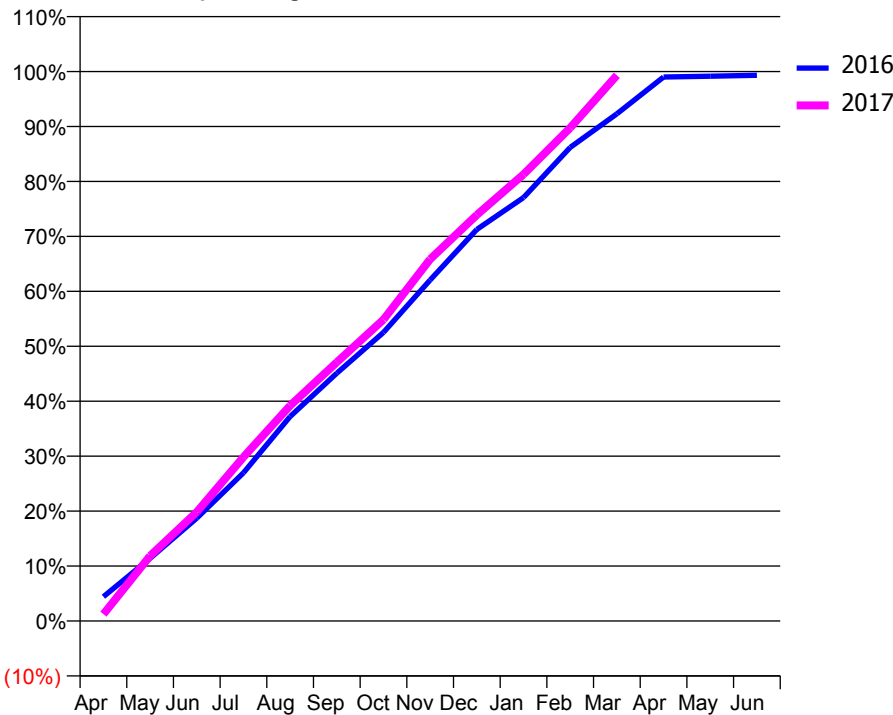
ACCESS*

Patients seen in 24 months	Total	Change since previous quarter
Quarter ending March 2016	5,860	
Quarter ending June 2016	5,936	→
Quarter ending September 2016	6,062	↑
Quarter ending December 2016	6,178	→
Quarter ending March 2017	6,068	↓
Variance since March 2016	3.5%	↑



ACTIVITY

Cumulative percentage of contracted UDA delivered 2016 & 2017



Month	Adjusted Scheduled Activity (UDA)	
	2016	2017
April	833	235
May	2,141	2,227
June	3,514	3,726
July	5,062	5,601
August	6,986	7,360
September	8,466	8,839
October	9,862	10,296
November	11,651	12,363
December	13,376	13,875
January	14,464	15,260
February	16,180	16,851
March	17,326	18,645
April	18,583	
May	18,612	
June	18,642	

QUALITY

	Quantity	Base Number	Contract	AT	Region	England
% of FP17s for the same patient ID Re-attending within 3 months - Children	267	2,970	9.0%	9.9%	12.0%	12.3%
% of FP17s for the same patient ID Re-attending within 3 months - Adults	927	4,900	18.9%	13.6%	16.0%	16.7%
% of FP17s for the same patient ID Re-attending between 3 & 9 months - Children	1,713	2,970	57.7%	58.5%	58.8%	57.6%
% of FP17s for the same patient ID Re-attending between 3 & 9 months - Adults	1,888	4,900	38.5%	49.0%	51.2%	50.1%
% of FP17s for Band 1 Urgent Courses	383	7,326	5.2%	6.9%	8.0%	9.1%
% of FP17s Relating to Free Repair or Replacements	141	7,326	1.9%	0.8%	0.8%	0.8%
% of FP17s Relating to Continuations	146	7,326	2.0%	1.3%	1.2%	1.2%
% of Patients satisfied with the dentistry they have received	19	20	95.0%	92.7%	92.7%	92.8%
% of Patients satisfied with the time they had to wait for an appointment	19	20	95.0%	91.7%	89.1%	88.7%

* This is based on patients treated on this contract for their most recent course of treatment. Figures in italics indicate the base number of FP17s or Patient Questionnaire responses are less than 100. N/A is shown where the base number of responses is less than 10 during the period. % is calculated as Quantity/Base number*100

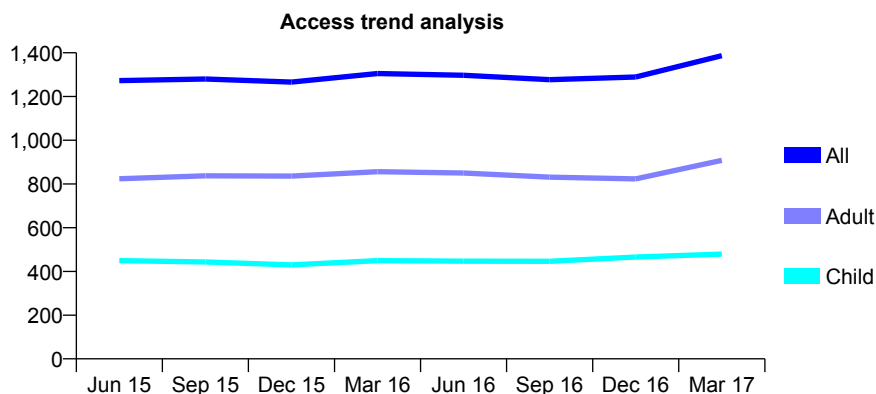
Q53 - Vital Signs At a Glance Contract Report for 190594/0002 - March 2017

Name or company name	Mercian House Dental Practice
Contract type name	GDS Contract
Purpose of contract	General
Contract start date	01/06/2012
Contract end date	

16/17 Contracted general activity (UDA)	3,374
Carry forward general activity (UDA)	-41
16/17 Contracted orthodontic activity (UOA)	0
Carry forward orthodontic activity (UOA)	0
Baseline contract value	£133,155.82

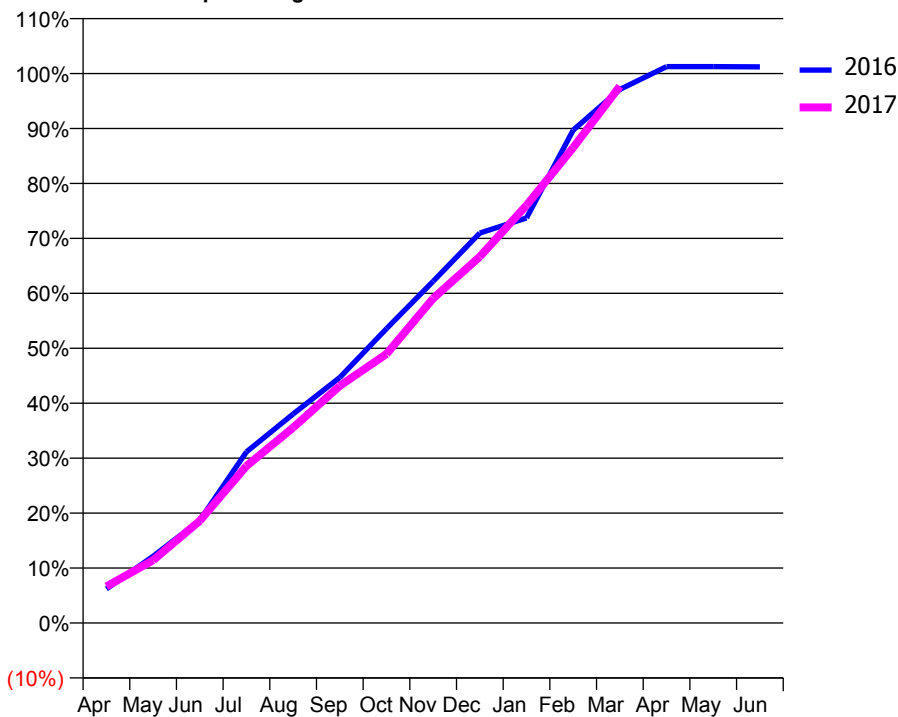
ACCESS*

Patients seen in 24 months	Total	Change since previous quarter
Quarter ending March 2016	1,305	
Quarter ending June 2016	1,297	→
Quarter ending September 2016	1,277	↓
Quarter ending December 2016	1,289	→
Quarter ending March 2017	1,387	↑
Variance since March 2016	6.3%	↑



ACTIVITY

Cumulative percentage of contracted UDA delivered 2016 & 2017



Month	Adjusted Scheduled Activity (UDA)	
	2016	2017
April	209	225
May	410	386
June	631	627
July	1,051	964
August	1,284	1,200
September	1,508	1,456
October	1,807	1,652
November	2,098	1,993
December	2,394	2,250
January	2,487	2,564
February	3,026	2,920
March	3,276	3,296
April	3,416	
May	3,416	
June	3,415	

QUALITY

	Quantity	Base Number	Contract	AT	Region	England
% of FP17s for the same patient ID Re-attending within 3 months - Children	38	742	5.1%	9.9%	12.0%	12.3%
% of FP17s for the same patient ID Re-attending within 3 months - Adults	120	1,225	9.8%	13.6%	16.0%	16.7%
% of FP17s for the same patient ID Re-attending between 3 & 9 months - Children	521	742	70.2%	58.5%	58.8%	57.6%
% of FP17s for the same patient ID Re-attending between 3 & 9 months - Adults	723	1,225	59.0%	49.0%	51.2%	50.1%
% of FP17s for Band 1 Urgent Courses	101	1,900	5.3%	6.9%	8.0%	9.1%
% of FP17s Relating to Free Repair or Replacements	14	1,900	0.7%	0.8%	0.8%	0.8%
% of FP17s Relating to Continuations	0	1,900	0.0%	1.3%	1.2%	1.2%
% of Patients satisfied with the dentistry they have received	1	2	N/A	92.7%	92.7%	92.8%
% of Patients satisfied with the time they had to wait for an appointment	1	2	N/A	91.7%	89.1%	88.7%

* This is based on patients treated on this contract for their most recent course of treatment. Figures in italics indicate the base number of FP17s or Patient Questionnaire responses are less than 100. N/A is shown where the base number of responses is less than 10 during the period. % is calculated as Quantity/Base number*100

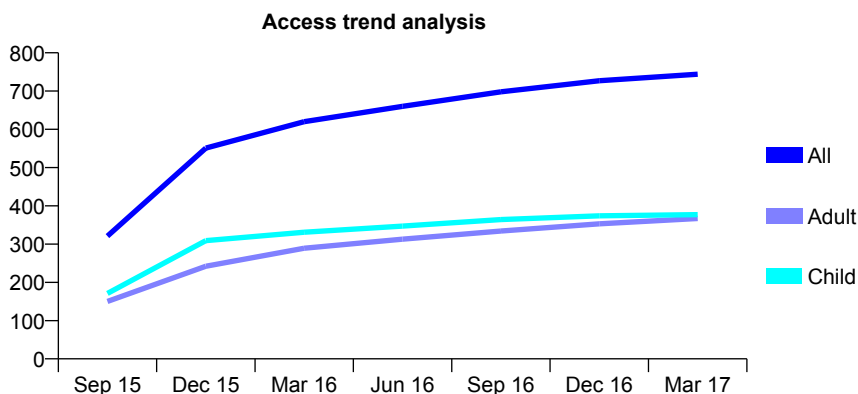
Q53 - Vital Signs At a Glance Contract Report for 192120/0001 - March 2017

Name or company name	Parkside Bromsgrove Ltd
Contract type name	GDS Contract
Purpose of contract	General
Contract start date	01/06/2015
Contract end date	

16/17 Contracted general activity (UDA)	1,866
Carry forward general activity (UDA)	-22
16/17 Contracted orthodontic activity (UOA)	0
Carry forward orthodontic activity (UOA)	0
Baseline contract value	£41,069.25

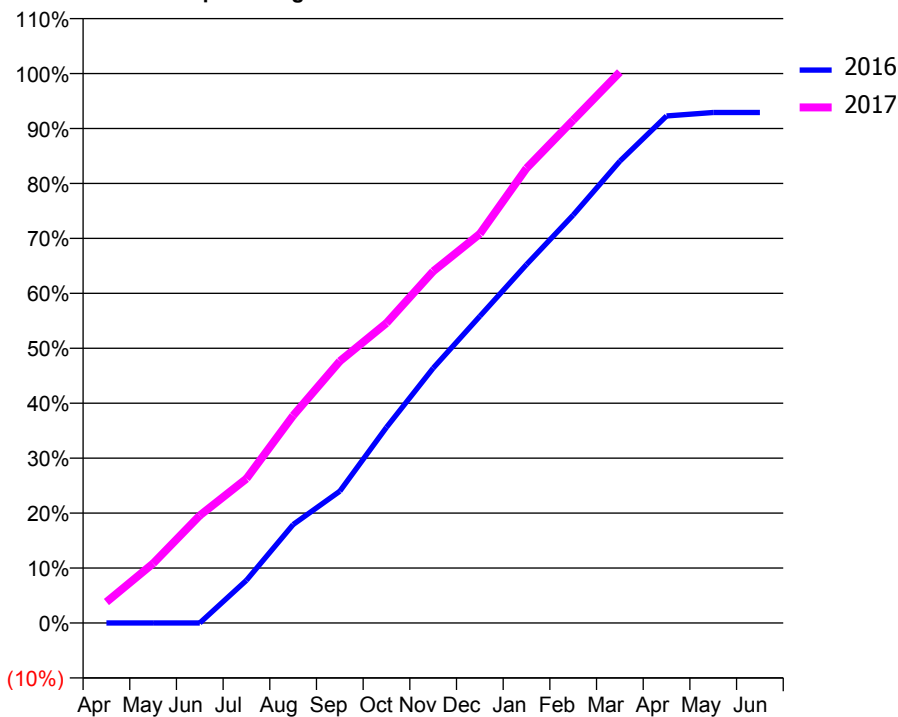
ACCESS*

Patients seen in 24 months	Total	Change since previous quarter
Quarter ending March 2016	620	
Quarter ending June 2016	660	↑
Quarter ending September 2016	698	↑
Quarter ending December 2016	727	↑
Quarter ending March 2017	744	↑
Variance since March 2016	20.0%	↑



ACTIVITY

Cumulative percentage of contracted UDA delivered 2016 & 2017



Adjusted Scheduled Activity (UDA)

Month	2016	2017
April	0	71
May	0	202
June	0	365
July	121	490
August	279	704
September	373	889
October	554	1,019
November	721	1,194
December	868	1,322
January	1,015	1,544
February	1,155	1,708
March	1,307	1,871
April	1,435	
May	1,445	
June	1,445	

QUALITY

	Quantity	Base Number	Contract	AT	Region	England
% of FP17s for the same patient ID Re-attending within 3 months - Children	32	679	4.7%	9.9%	12.0%	12.3%
% of FP17s for the same patient ID Re-attending within 3 months - Adults	102	610	16.7%	13.6%	16.0%	16.7%
% of FP17s for the same patient ID Re-attending between 3 & 9 months - Children	492	679	72.5%	58.5%	58.8%	57.6%
% of FP17s for the same patient ID Re-attending between 3 & 9 months - Adults	393	610	64.4%	49.0%	51.2%	50.1%
% of FP17s for Band 1 Urgent Courses	54	1,190	4.5%	6.9%	8.0%	9.1%
% of FP17s Relating to Free Repair or Replacements	3	1,190	0.3%	0.8%	0.8%	0.8%
% of FP17s Relating to Continuations	1	1,190	0.1%	1.3%	1.2%	1.2%
% of Patients satisfied with the dentistry they have received	2	2	N/A	92.7%	92.7%	92.8%
% of Patients satisfied with the time they had to wait for an appointment	2	2	N/A	91.7%	89.1%	88.7%

* This is based on patients treated on this contract for their most recent course of treatment. Figures in italics indicate the base number of FP17s or Patient Questionnaire responses are less than 100. N/A is shown where the base number of responses is less than 10 during the period. % is calculated as Quantity/Base number*100

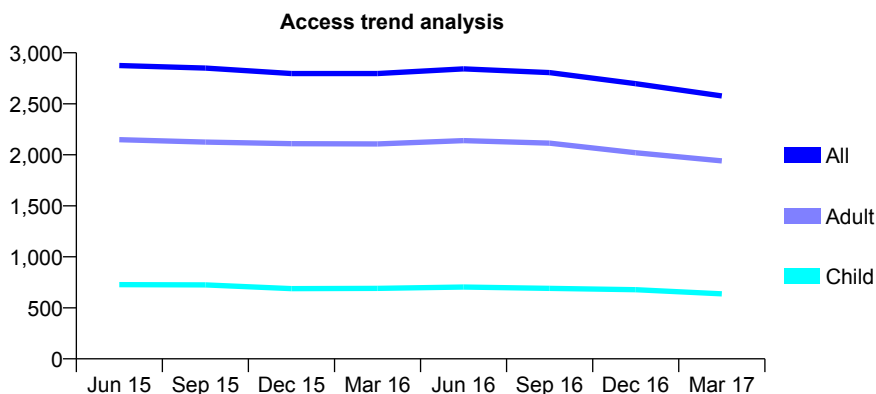
Q53 - Vital Signs At a Glance Contract Report for 198773/0001 - March 2017

Name or company name	Crabbs Cross Dental Surgery
Contract type name	GDS Contract
Purpose of contract	General
Contract start date	01/11/2012
Contract end date	

16/17 Contracted general activity (UDA)	9,300
Carry forward general activity (UDA)	-1
16/17 Contracted orthodontic activity (UOA)	0
Carry forward orthodontic activity (UOA)	0
Baseline contract value	£203,284.71

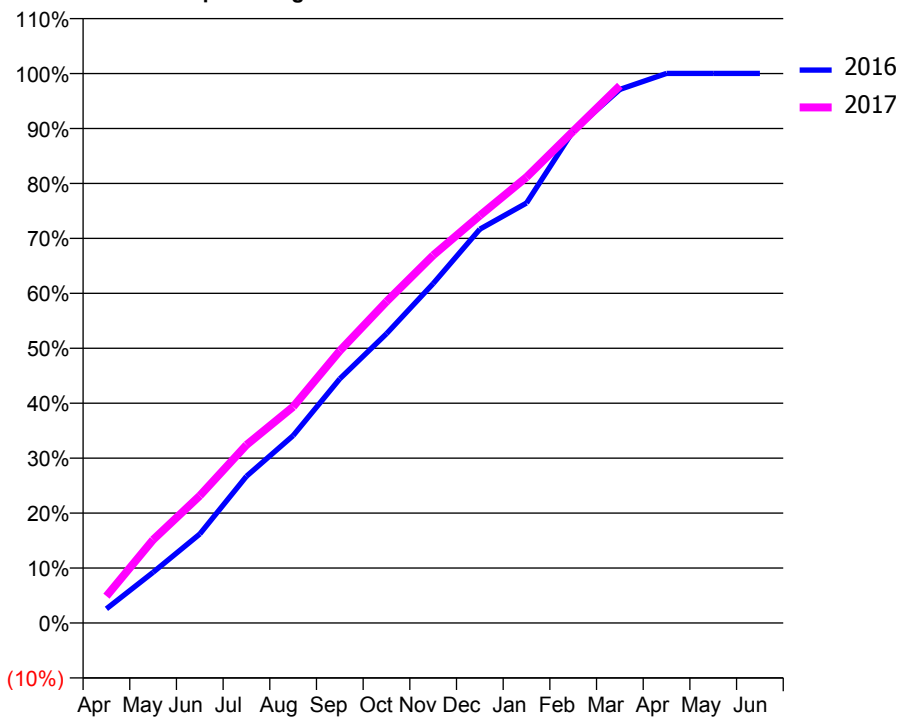
ACCESS*

Patients seen in 24 months	Total	Change since previous quarter
Quarter ending March 2016	2,797	
Quarter ending June 2016	2,843	→
Quarter ending September 2016	2,806	↓
Quarter ending December 2016	2,698	↓
Quarter ending March 2017	2,577	↓
Variance since March 2016	(7.9%)	↓



ACTIVITY

Cumulative percentage of contracted UDA delivered 2016 & 2017



Month	Adjusted Scheduled Activity (UDA)	
	2016	2017
April	240	456
May	860	1,409
June	1,505	2,155
July	2,484	3,014
August	3,171	3,658
September	4,133	4,607
October	4,897	5,441
November	5,745	6,224
December	6,665	6,897
January	7,108	7,546
February	8,329	8,325
March	9,031	9,095
April	9,301	
May	9,301	
June	9,301	

QUALITY

	Quantity	Base Number	Contract	AT	Region	England
% of FP17s for the same patient ID Re-attending within 3 months - Children	63	1,090	5.8%	9.9%	12.0%	12.3%
% of FP17s for the same patient ID Re-attending within 3 months - Adults	469	3,265	14.4%	13.6%	16.0%	16.7%
% of FP17s for the same patient ID Re-attending between 3 & 9 months - Children	761	1,090	69.8%	58.5%	58.8%	57.6%
% of FP17s for the same patient ID Re-attending between 3 & 9 months - Adults	2,106	3,265	64.5%	49.0%	51.2%	50.1%
% of FP17s for Band 1 Urgent Courses	226	4,209	5.4%	6.9%	8.0%	9.1%
% of FP17s Relating to Free Repair or Replacements	37	4,209	0.9%	0.8%	0.8%	0.8%
% of FP17s Relating to Continuations	30	4,209	0.7%	1.3%	1.2%	1.2%
% of Patients satisfied with the dentistry they have received	17	20	85.0%	92.7%	92.7%	92.8%
% of Patients satisfied with the time they had to wait for an appointment	19	20	95.0%	91.7%	89.1%	88.7%

* This is based on patients treated on this contract for their most recent course of treatment. Figures in italics indicate the base number of FP17s or Patient Questionnaire responses are less than 100. N/A is shown where the base number of responses is less than 10 during the period. % is calculated as Quantity/Base number*100

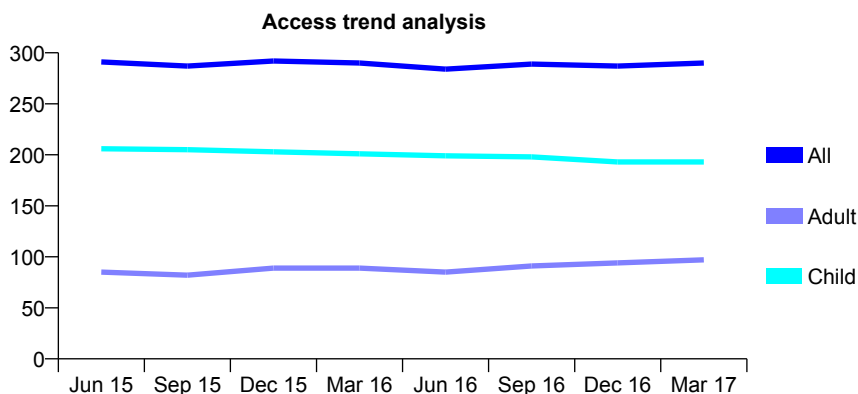
Q53 - Vital Signs At a Glance Contract Report for 205826/0002 - March 2017

Name or company name	MR RA NORMAN
Contract type name	GDS Contract
Purpose of contract	General
Contract start date	21/10/2010
Contract end date	

16/17 Contracted general activity (UDA)	500
Carry forward general activity (UDA)	7
16/17 Contracted orthodontic activity (UOA)	0
Carry forward orthodontic activity (UOA)	0
Baseline contract value	£12,001.88

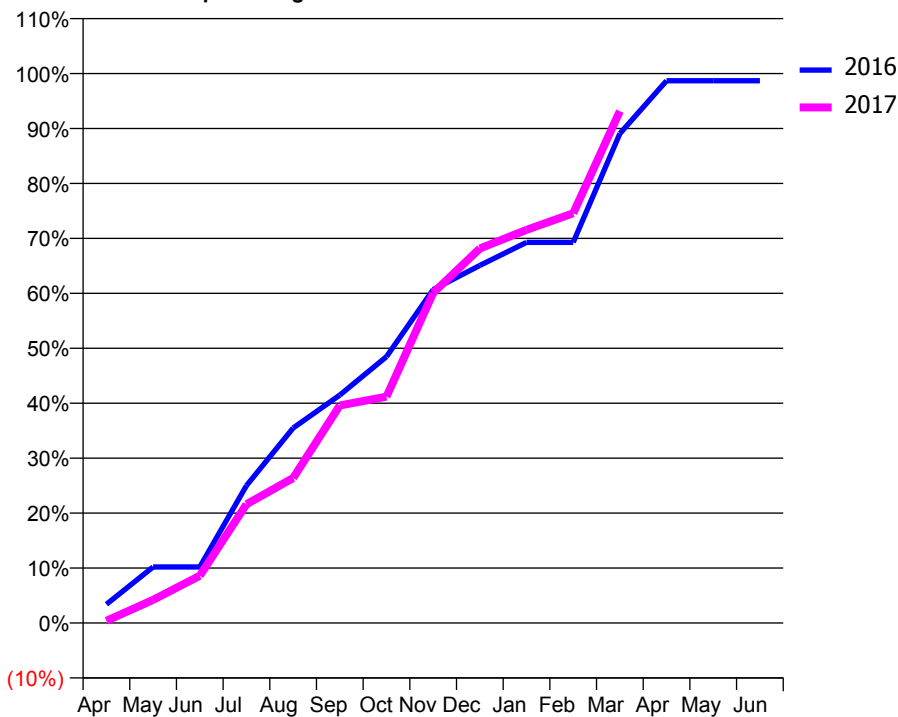
ACCESS*

Patients seen in 24 months	Total	Change since previous quarter
Quarter ending March 2016	290	
Quarter ending June 2016	284	↓
Quarter ending September 2016	289	→
Quarter ending December 2016	287	→
Quarter ending March 2017	290	→
Variance since March 2016	0.0%	→



ACTIVITY

Cumulative percentage of contracted UDA delivered 2016 & 2017



Month	Adjusted Scheduled Activity (UDA)	
	2016	2017
April	17	2
May	51	21
June	51	43
July	125	108
August	177	132
September	207	198
October	242	206
November	303	300
December	325	341
January	346	358
February	346	373
March	445	466
April	493	
May	493	
June	493	

QUALITY

	Quantity	Base Number	Contract	AT	Region	England
% of FP17s for the same patient ID Re-attending within 3 months - Children	19	335	5.7%	9.9%	12.0%	12.3%
% of FP17s for the same patient ID Re-attending within 3 months - Adults	3	77	3.9%	13.6%	16.0%	16.7%
% of FP17s for the same patient ID Re-attending between 3 & 9 months - Children	228	335	68.1%	58.5%	58.8%	57.6%
% of FP17s for the same patient ID Re-attending between 3 & 9 months - Adults	48	77	62.3%	49.0%	51.2%	50.1%
% of FP17s for Band 1 Urgent Courses	4	377	1.1%	6.9%	8.0%	9.1%
% of FP17s Relating to Free Repair or Replacements	0	377	0.0%	0.8%	0.8%	0.8%
% of FP17s Relating to Continuations	0	377	0.0%	1.3%	1.2%	1.2%
% of Patients satisfied with the dentistry they have received	0	0	N/A	92.7%	92.7%	92.8%
% of Patients satisfied with the time they had to wait for an appointment	0	0	N/A	91.7%	89.1%	88.7%

* This is based on patients treated on this contract for their most recent course of treatment. Figures in italics indicate the base number of FP17s or Patient Questionnaire responses are less than 100. N/A is shown where the base number of responses is less than 10 during the period. % is calculated as Quantity/Base number*100

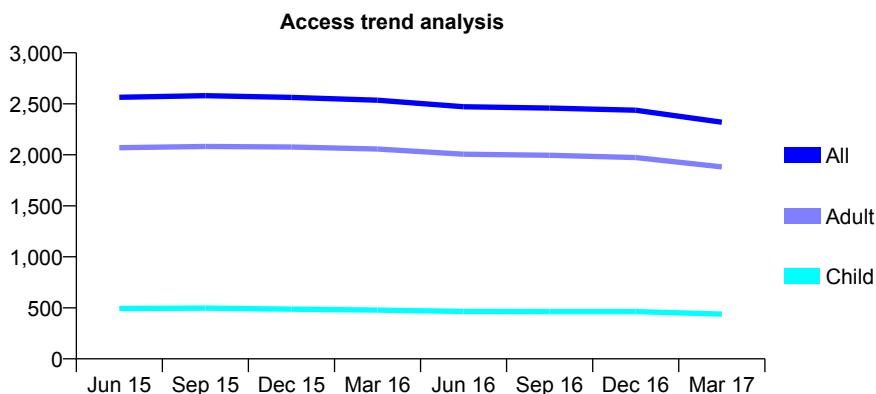
Q53 - Vital Signs At a Glance Contract Report for 208825/0001 - March 2017

Name or company name	Polesworth Dental Centre
Contract type name	GDS Contract
Purpose of contract	General
Contract start date	01/04/2006
Contract end date	

16/17 Contracted general activity (UDA)	6,782
Carry forward general activity (UDA)	0
16/17 Contracted orthodontic activity (UOA)	0
Carry forward orthodontic activity (UOA)	0
Baseline contract value	£151,002.28

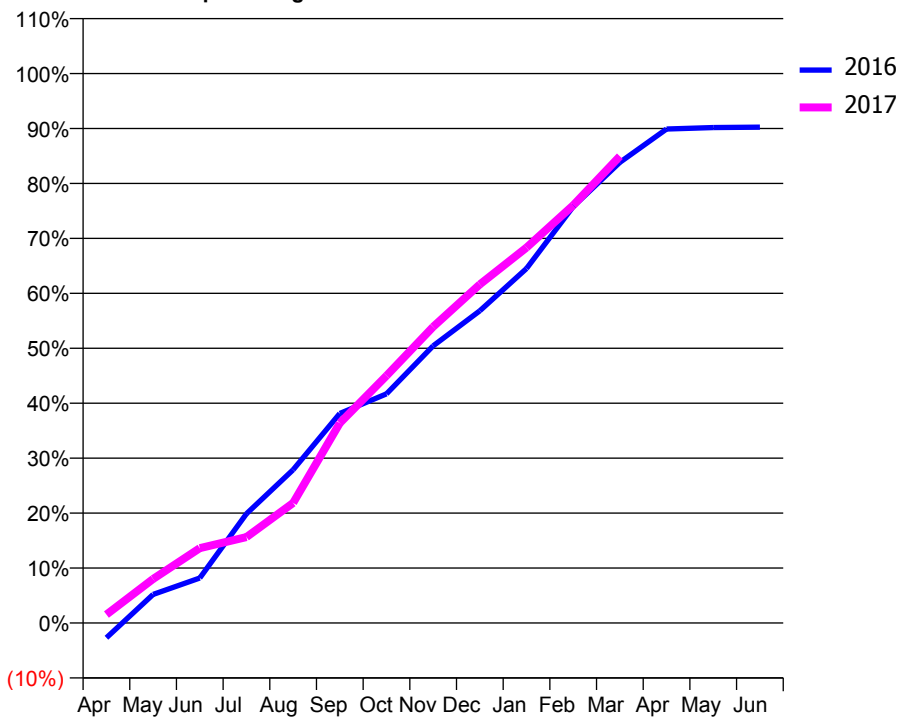
ACCESS*

Patients seen in 24 months	Total	Change since previous quarter
Quarter ending March 2016	2,535	
Quarter ending June 2016	2,471	↓
Quarter ending September 2016	2,458	→
Quarter ending December 2016	2,437	→
Quarter ending March 2017	2,320	↓
Variance since March 2016	(8.5%)	↓



ACTIVITY

Cumulative percentage of contracted UDA delivered 2016 & 2017



Month	Adjusted Scheduled Activity (UDA)	
	2016	2017
April	-183	104
May	353	544
June	555	925
July	1,349	1,060
August	1,892	1,482
September	2,586	2,468
October	2,828	3,052
November	3,421	3,657
December	3,854	4,179
January	4,375	4,634
February	5,139	5,155
March	5,686	5,761
April	6,097	
May	6,115	
June	6,119	

QUALITY

	Quantity	Base Number	Contract	AT	Region	England
% of FP17s for the same patient ID Re-attending within 3 months - Children	33	479	6.9%	9.9%	12.0%	12.3%
% of FP17s for the same patient ID Re-attending within 3 months - Adults	492	2,373	20.7%	13.6%	16.0%	16.7%
% of FP17s for the same patient ID Re-attending between 3 & 9 months - Children	200	479	41.8%	58.5%	58.8%	57.6%
% of FP17s for the same patient ID Re-attending between 3 & 9 months - Adults	753	2,373	31.7%	49.0%	51.2%	50.1%
% of FP17s for Band 1 Urgent Courses	494	2,682	18.4%	6.9%	8.0%	9.1%
% of FP17s Relating to Free Repair or Replacements	43	2,682	1.6%	0.8%	0.8%	0.8%
% of FP17s Relating to Continuations	40	2,682	1.5%	1.3%	1.2%	1.2%
% of Patients satisfied with the dentistry they have received	10	11	90.9%	92.7%	92.7%	92.8%
% of Patients satisfied with the time they had to wait for an appointment	11	11	100.0%	91.7%	89.1%	88.7%

* This is based on patients treated on this contract for their most recent course of treatment. Figures in italics indicate the base number of FP17s or Patient Questionnaire responses are less than 100. N/A is shown where the base number of responses is less than 10 during the period. % is calculated as Quantity/Base number*100

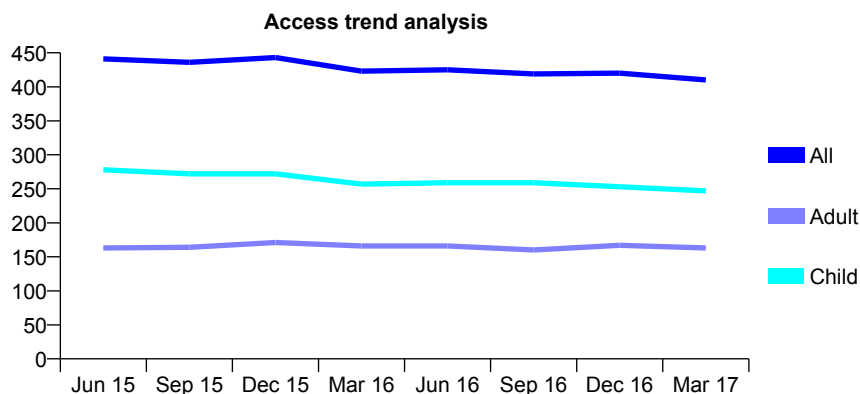
Q53 - Vital Signs At a Glance Contract Report for 224472/0001 - March 2017

Name or company name	MRS AC HADDON
Contract type name	GDS Contract
Purpose of contract	General
Contract start date	21/09/2011
Contract end date	

16/17 Contracted general activity (UDA)	1,240
Carry forward general activity (UDA)	-17
16/17 Contracted orthodontic activity (UOA)	0
Carry forward orthodontic activity (UOA)	0
Baseline contract value	£28,746.17

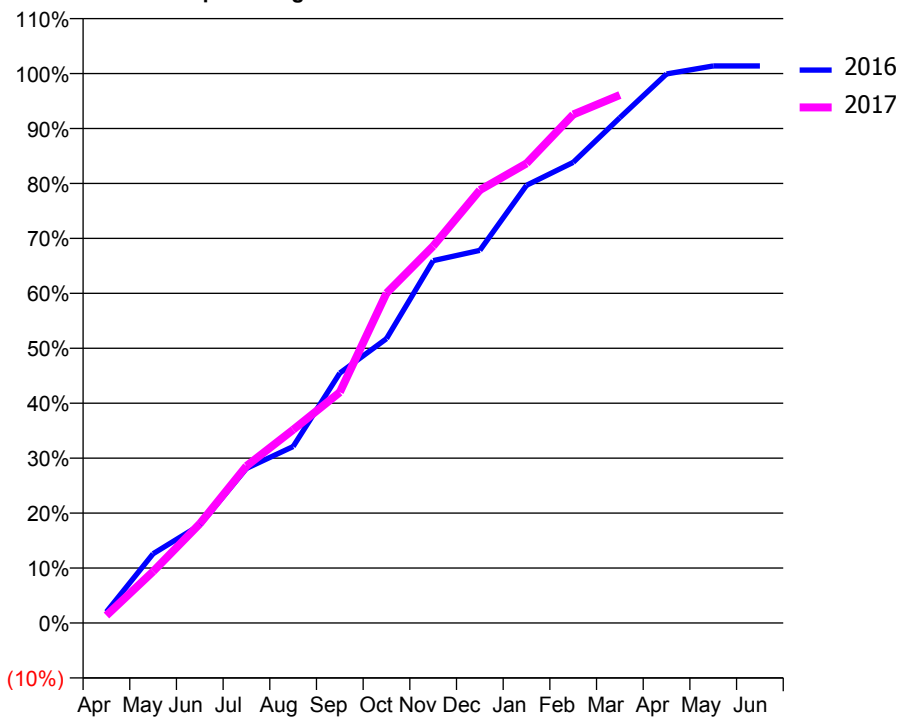
ACCESS*

Patients seen in 24 months	Total	Change since previous quarter
Quarter ending March 2016	423	
Quarter ending June 2016	425	→
Quarter ending September 2016	419	↓
Quarter ending December 2016	420	→
Quarter ending March 2017	410	↓
Variance since March 2016	(3.1%)	↓



ACTIVITY

Cumulative percentage of contracted UDA delivered 2016 & 2017



Month	Adjusted Scheduled Activity (UDA)	
	2016	2017
April	25	17
May	156	116
June	221	224
July	349	354
August	398	436
September	564	521
October	642	744
November	818	850
December	841	977
January	988	1,037
February	1,040	1,147
March	1,140	1,191
April	1,239	
May	1,257	
June	1,257	

QUALITY

	Quantity	Base Number	Contract	AT	Region	England
% of FP17s for the same patient ID Re-attending within 3 months - Children	74	451	16.4%	9.9%	12.0%	12.3%
% of FP17s for the same patient ID Re-attending within 3 months - Adults	53	213	24.9%	13.6%	16.0%	16.7%
% of FP17s for the same patient ID Re-attending between 3 & 9 months - Children	255	451	56.5%	58.5%	58.8%	57.6%
% of FP17s for the same patient ID Re-attending between 3 & 9 months - Adults	91	213	42.7%	49.0%	51.2%	50.1%
% of FP17s for Band 1 Urgent Courses	27	603	4.5%	6.9%	8.0%	9.1%
% of FP17s Relating to Free Repair or Replacements	3	603	0.5%	0.8%	0.8%	0.8%
% of FP17s Relating to Continuations	9	603	1.5%	1.3%	1.2%	1.2%
% of Patients satisfied with the dentistry they have received	1	1	N/A	92.7%	92.7%	92.8%
% of Patients satisfied with the time they had to wait for an appointment	1	1	N/A	91.7%	89.1%	88.7%

* This is based on patients treated on this contract for their most recent course of treatment. Figures in italics indicate the base number of FP17s or Patient Questionnaire responses are less than 100. N/A is shown where the base number of responses is less than 10 during the period. % is calculated as Quantity/Base number*100

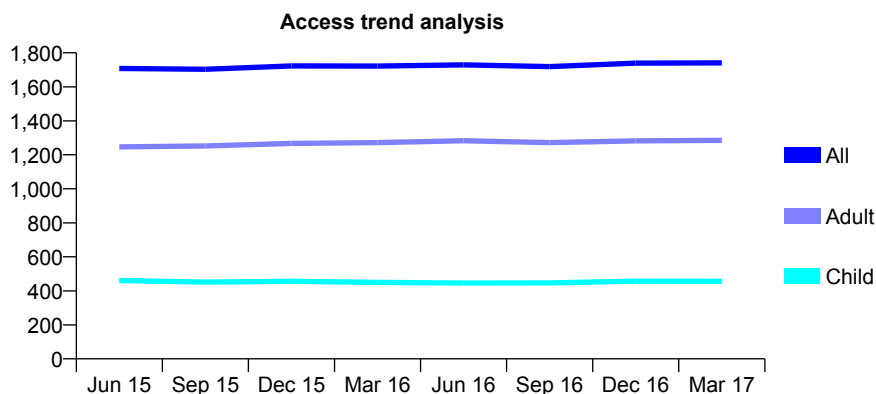
Q53 - Vital Signs At a Glance Contract Report for 232424/0001 - March 2017

Name or company name	MRS SL RAGSDALE
Contract type name	GDS Contract
Purpose of contract	General
Contract start date	01/04/2006
Contract end date	

16/17 Contracted general activity (UDA)	4,503
Carry forward general activity (UDA)	0
16/17 Contracted orthodontic activity (UOA)	0
Carry forward orthodontic activity (UOA)	0
Baseline contract value	£117,690.18

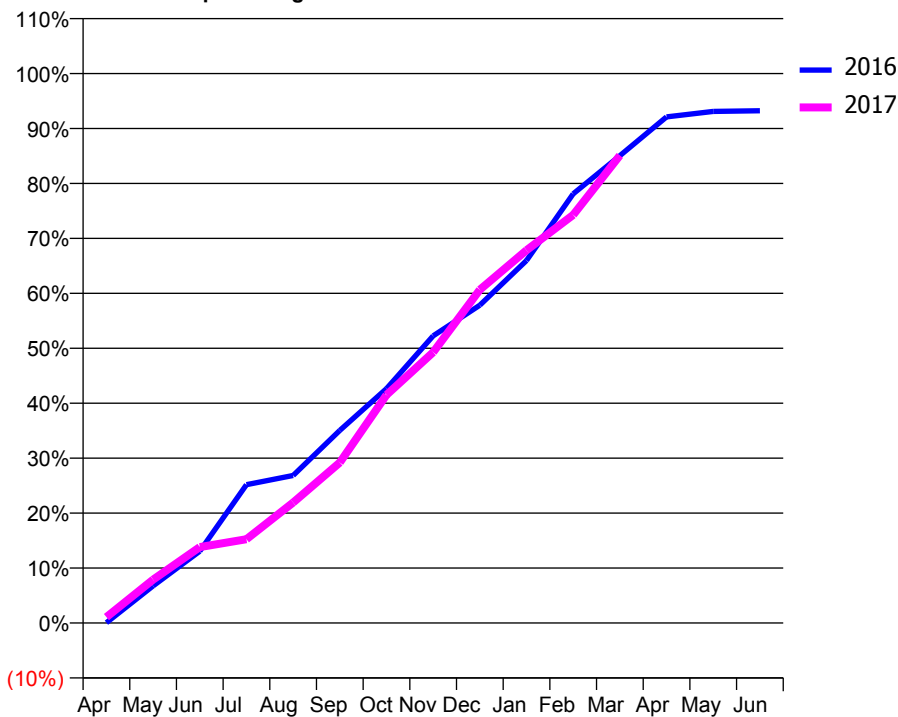
ACCESS*

Patients seen in 24 months	Total	Change since previous quarter
Quarter ending March 2016	1,722	
Quarter ending June 2016	1,729	→
Quarter ending September 2016	1,719	→
Quarter ending December 2016	1,739	→
Quarter ending March 2017	1,741	→
Variance since March 2016	1.1%	→



ACTIVITY

Cumulative percentage of contracted UDA delivered 2016 & 2017



Month	Adjusted Scheduled Activity (UDA)	
	2016	2017
April	3	48
May	305	355
June	589	623
July	1,134	687
August	1,209	988
September	1,579	1,315
October	1,920	1,869
November	2,353	2,219
December	2,605	2,731
January	2,971	3,055
February	3,517	3,344
March	3,830	3,832
April	4,148	
May	4,193	
June	4,198	

QUALITY

	Quantity	Base Number	Contract	AT	Region	England
% of FP17s for the same patient ID Re-attending within 3 months - Children	54	660	8.2%	9.9%	12.0%	12.3%
% of FP17s for the same patient ID Re-attending within 3 months - Adults	312	1,881	16.6%	13.6%	16.0%	16.7%
% of FP17s for the same patient ID Re-attending between 3 & 9 months - Children	350	660	53.0%	58.5%	58.8%	57.6%
% of FP17s for the same patient ID Re-attending between 3 & 9 months - Adults	912	1,881	48.5%	49.0%	51.2%	50.1%
% of FP17s for Band 1 Urgent Courses	275	2,364	11.6%	6.9%	8.0%	9.1%
% of FP17s Relating to Free Repair or Replacements	23	2,364	1.0%	0.8%	0.8%	0.8%
% of FP17s Relating to Continuations	19	2,364	0.8%	1.3%	1.2%	1.2%
% of Patients satisfied with the dentistry they have received	1	1	N/A	92.7%	92.7%	92.8%
% of Patients satisfied with the time they had to wait for an appointment	1	1	N/A	91.7%	89.1%	88.7%

* This is based on patients treated on this contract for their most recent course of treatment. Figures in italics indicate the base number of FP17s or Patient Questionnaire responses are less than 100. N/A is shown where the base number of responses is less than 10 during the period. % is calculated as Quantity/Base number*100

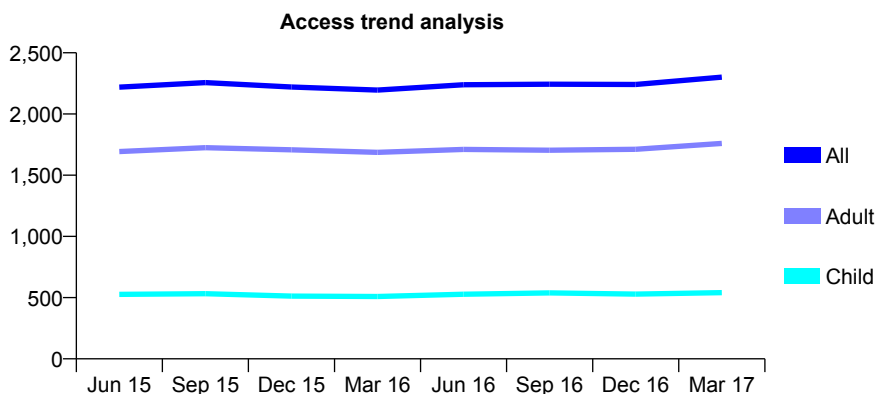
Q53 - Vital Signs At a Glance Contract Report for 234753/0001 - March 2017

Name or company name	MRS F SMART
Contract type name	GDS Contract
Purpose of contract	General
Contract start date	01/04/2006
Contract end date	

16/17 Contracted general activity (UDA)	6,000
Carry forward general activity (UDA)	4
16/17 Contracted orthodontic activity (UOA)	0
Carry forward orthodontic activity (UOA)	0
Baseline contract value	£176,844.75

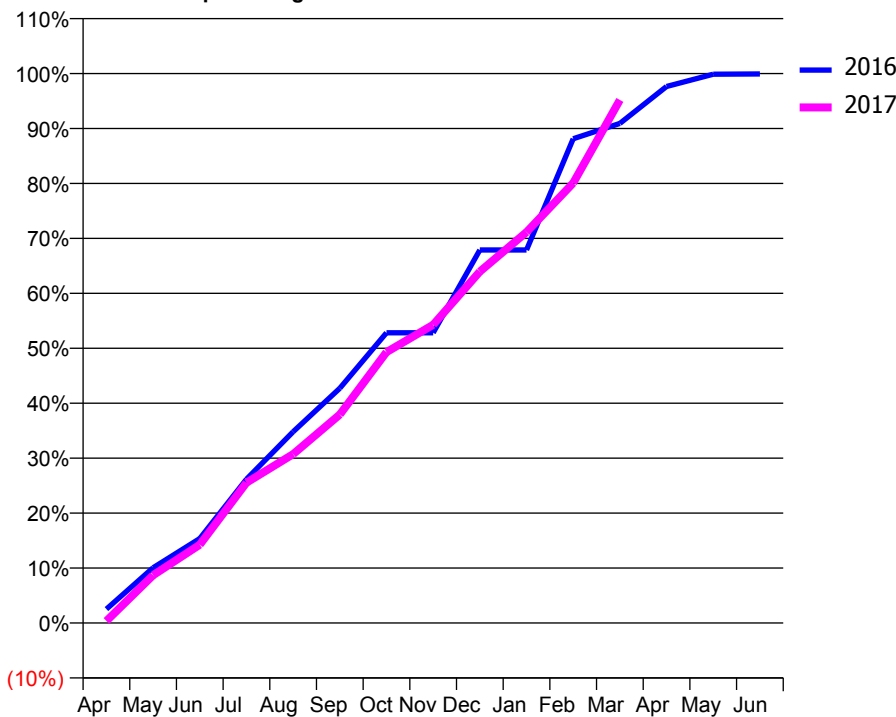
ACCESS*

Patients seen in 24 months	Total	Change since previous quarter
Quarter ending March 2016	2,196	
Quarter ending June 2016	2,239	→
Quarter ending September 2016	2,243	→
Quarter ending December 2016	2,241	→
Quarter ending March 2017	2,301	↑
Variance since March 2016	4.8%	↑



ACTIVITY

Cumulative percentage of contracted UDA delivered 2016 & 2017



Month	Adjusted Scheduled Activity (UDA)	
	2016	2017
April	153	22
May	603	522
June	923	856
July	1,570	1,532
August	2,089	1,844
September	2,564	2,277
October	3,169	2,959
November	3,169	3,256
December	4,073	3,837
January	4,073	4,268
February	5,287	4,804
March	5,454	5,712
April	5,859	
May	5,992	
June	5,996	

QUALITY

	Quantity	Base Number	Contract	AT	Region	England
% of FP17s for the same patient ID Re-attending within 3 months - Children	58	939	6.2%	9.9%	12.0%	12.3%
% of FP17s for the same patient ID Re-attending within 3 months - Adults	351	2,545	13.8%	13.6%	16.0%	16.7%
% of FP17s for the same patient ID Re-attending between 3 & 9 months - Children	633	939	67.4%	58.5%	58.8%	57.6%
% of FP17s for the same patient ID Re-attending between 3 & 9 months - Adults	1,189	2,545	46.7%	49.0%	51.2%	50.1%
% of FP17s for Band 1 Urgent Courses	182	3,208	5.7%	6.9%	8.0%	9.1%
% of FP17s Relating to Free Repair or Replacements	19	3,208	0.6%	0.8%	0.8%	0.8%
% of FP17s Relating to Continuations	35	3,208	1.1%	1.3%	1.2%	1.2%
% of Patients satisfied with the dentistry they have received	18	19	94.7%	92.7%	92.7%	92.8%
% of Patients satisfied with the time they had to wait for an appointment	17	19	89.5%	91.7%	89.1%	88.7%

* This is based on patients treated on this contract for their most recent course of treatment. Figures in italics indicate the base number of FP17s or Patient Questionnaire responses are less than 100. N/A is shown where the base number of responses is less than 10 during the period. % is calculated as Quantity/Base number*100

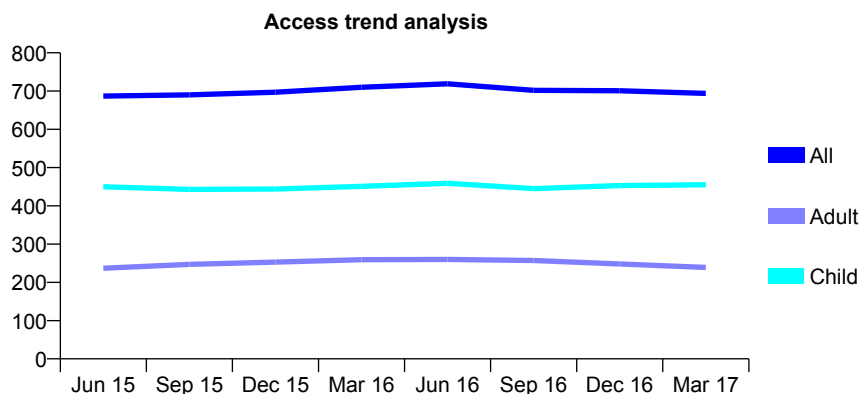
Q53 - Vital Signs At a Glance Contract Report for 250554/0001 - March 2017

Name or company name	MRS CJ PRINT
Contract type name	GDS Contract
Purpose of contract	General
Contract start date	01/04/2006
Contract end date	

16/17 Contracted general activity (UDA)	1,790
Carry forward general activity (UDA)	26
16/17 Contracted orthodontic activity (UOA)	0
Carry forward orthodontic activity (UOA)	0
Baseline contract value	£40,381.89

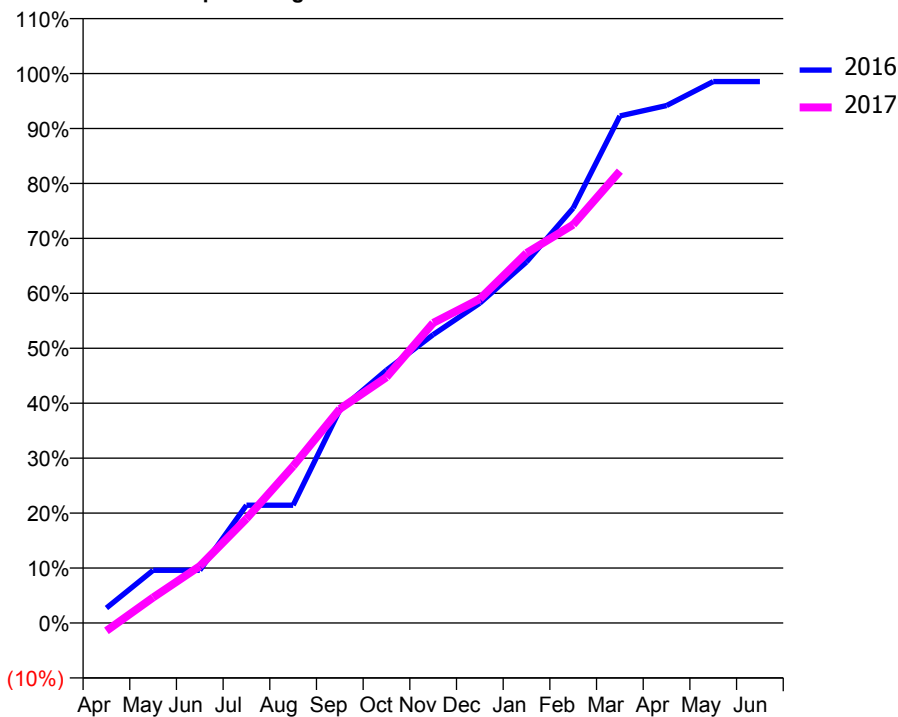
ACCESS*

Patients seen in 24 months	Total	Change since previous quarter
Quarter ending March 2016	710	
Quarter ending June 2016	719	→
Quarter ending September 2016	702	↓
Quarter ending December 2016	701	→
Quarter ending March 2017	694	→
Variance since March 2016	(2.3%)	↓



ACTIVITY

Cumulative percentage of contracted UDA delivered 2016 & 2017



Month	Adjusted Scheduled Activity (UDA)	
	2016	2017
April	49	-26
May	172	83
June	172	185
July	384	340
August	384	511
September	694	698
October	824	801
November	939	978
December	1,042	1,056
January	1,176	1,205
February	1,352	1,298
March	1,652	1,472
April	1,686	
May	1,764	
June	1,764	

QUALITY

	Quantity	Base Number	Contract	AT	Region	England
% of FP17s for the same patient ID Re-attending within 3 months - Children	82	811	10.1%	9.9%	12.0%	12.3%
% of FP17s for the same patient ID Re-attending within 3 months - Adults	18	205	8.8%	13.6%	16.0%	16.7%
% of FP17s for the same patient ID Re-attending between 3 & 9 months - Children	551	811	67.9%	58.5%	58.8%	57.6%
% of FP17s for the same patient ID Re-attending between 3 & 9 months - Adults	111	205	54.1%	49.0%	51.2%	50.1%
% of FP17s for Band 1 Urgent Courses	20	946	2.1%	6.9%	8.0%	9.1%
% of FP17s Relating to Free Repair or Replacements	0	946	0.0%	0.8%	0.8%	0.8%
% of FP17s Relating to Continuations	0	946	0.0%	1.3%	1.2%	1.2%
% of Patients satisfied with the dentistry they have received	0	0	N/A	92.7%	92.7%	92.8%
% of Patients satisfied with the time they had to wait for an appointment	0	0	N/A	91.7%	89.1%	88.7%

* This is based on patients treated on this contract for their most recent course of treatment. Figures in italics indicate the base number of FP17s or Patient Questionnaire responses are less than 100. N/A is shown where the base number of responses is less than 10 during the period. % is calculated as Quantity/Base number*100

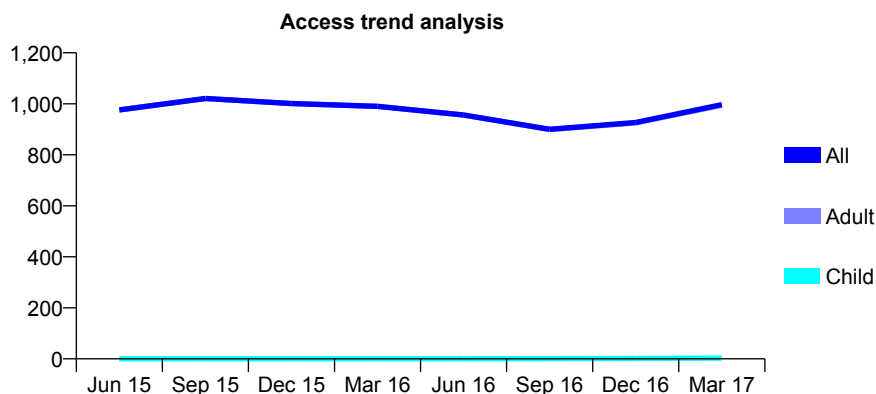
Q53 - Vital Signs At a Glance Contract Report for 250554/0002 - March 2017

Name or company name	MRS CJ PRINT
Contract type name	GDS Contract
Purpose of contract	General
Contract start date	01/06/2009
Contract end date	

16/17 Contracted general activity (UDA)	3,000
Carry forward general activity (UDA)	100
16/17 Contracted orthodontic activity (UOA)	0
Carry forward orthodontic activity (UOA)	0
Baseline contract value	£85,442.05

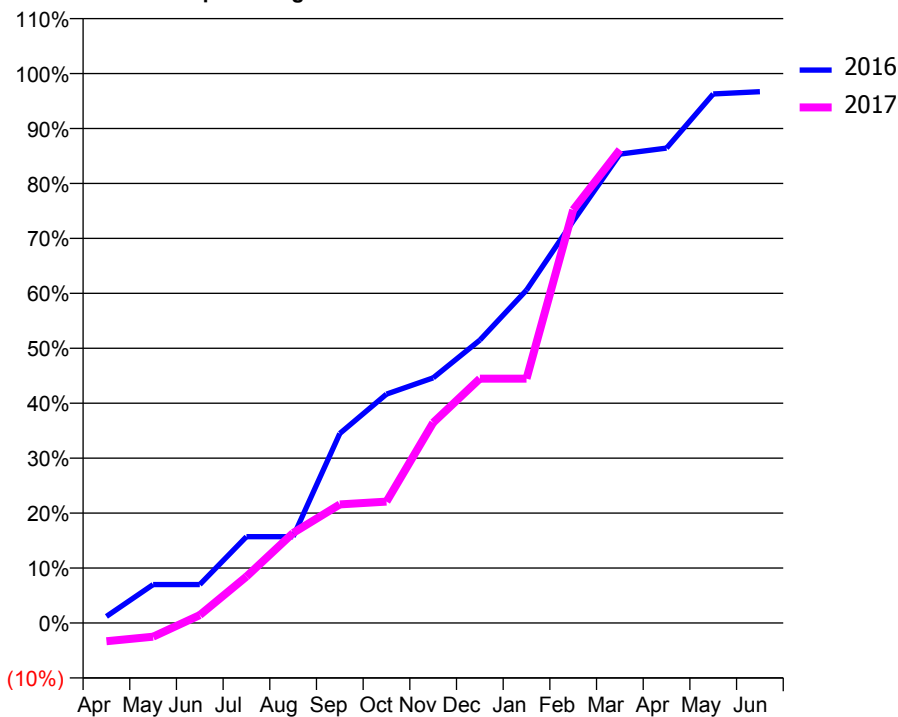
ACCESS*

Patients seen in 24 months	Total	Change since previous quarter
Quarter ending March 2016	990	
Quarter ending June 2016	956	↓
Quarter ending September 2016	900	↓
Quarter ending December 2016	927	↑
Quarter ending March 2017	997	↑
Variance since March 2016	0.7%	→



ACTIVITY

Cumulative percentage of contracted UDA delivered 2016 & 2017



Month	Adjusted Scheduled Activity (UDA)	
	2016	2017
April	36	-100
May	210	-76
June	210	43
July	472	254
August	472	492
September	1,035	647
October	1,249	663
November	1,339	1,094
December	1,544	1,334
January	1,817	1,334
February	2,195	2,255
March	2,560	2,584
April	2,593	
May	2,888	
June	2,900	

QUALITY

	Quantity	Base Number	Contract	AT	Region	England
% of FP17s for the same patient ID Re-attending within 3 months - Children	0	3	0.0%	9.9%	12.0%	12.3%
% of FP17s for the same patient ID Re-attending within 3 months - Adults	81	1,096	7.4%	13.6%	16.0%	16.7%
% of FP17s for the same patient ID Re-attending between 3 & 9 months - Children	0	3	0.0%	58.5%	58.8%	57.6%
% of FP17s for the same patient ID Re-attending between 3 & 9 months - Adults	519	1,096	47.4%	49.0%	51.2%	50.1%
% of FP17s for Band 1 Urgent Courses	40	941	4.3%	6.9%	8.0%	9.1%
% of FP17s Relating to Free Repair or Replacements	0	941	0.0%	0.8%	0.8%	0.8%
% of FP17s Relating to Continuations	5	941	0.5%	1.3%	1.2%	1.2%
% of Patients satisfied with the dentistry they have received	1	1	N/A	92.7%	92.7%	92.8%
% of Patients satisfied with the time they had to wait for an appointment	1	1	N/A	91.7%	89.1%	88.7%

* This is based on patients treated on this contract for their most recent course of treatment. Figures in italics indicate the base number of FP17s or Patient Questionnaire responses are less than 100. N/A is shown where the base number of responses is less than 10 during the period. % is calculated as Quantity/Base number*100

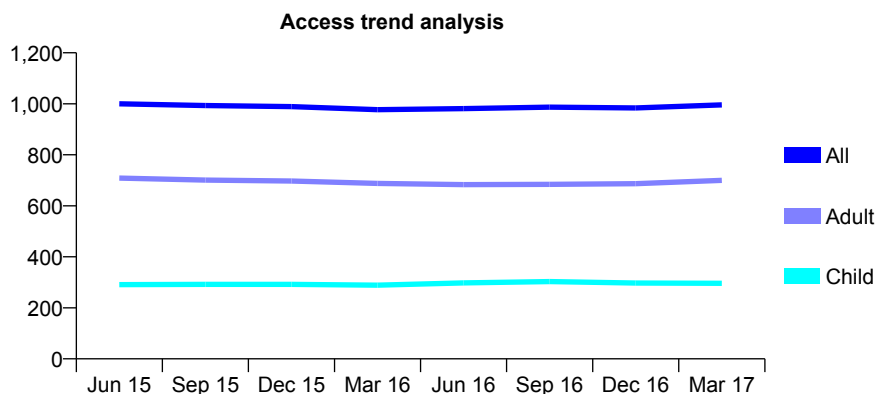
Q53 - Vital Signs At a Glance Contract Report for 254649/0001 - March 2017

Name or company name	MR MD JONES
Contract type name	GDS Contract
Purpose of contract	General
Contract start date	06/04/2009
Contract end date	

16/17 Contracted general activity (UDA)	3,000
Carry forward general activity (UDA)	117
16/17 Contracted orthodontic activity (UOA)	0
Carry forward orthodontic activity (UOA)	0
Baseline contract value	£80,605.71

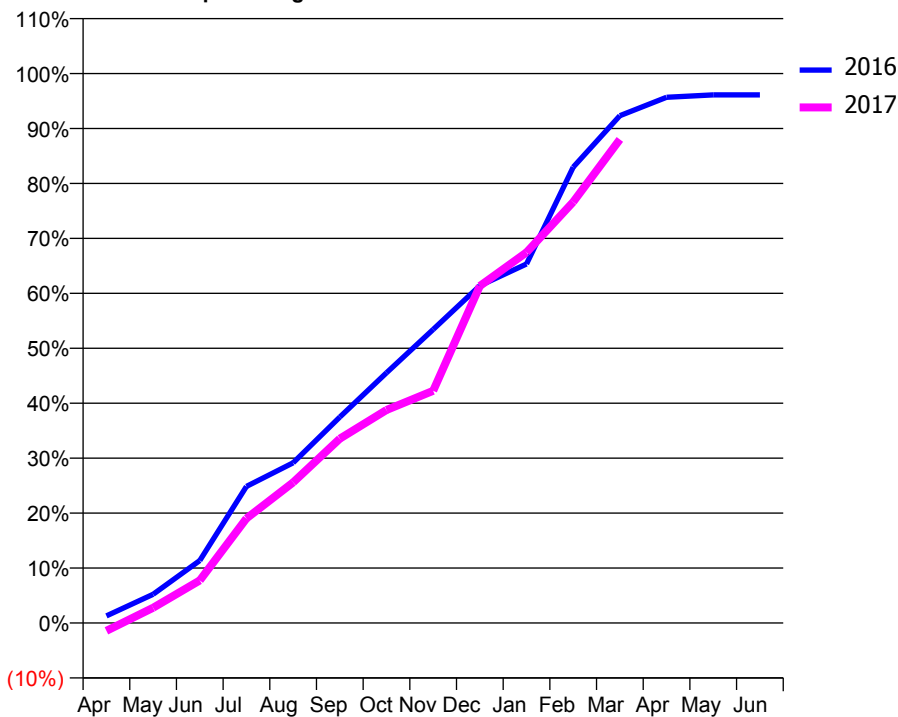
ACCESS*

Patients seen in 24 months	Total	Change since previous quarter
Quarter ending March 2016	977	
Quarter ending June 2016	981	→
Quarter ending September 2016	987	→
Quarter ending December 2016	984	→
Quarter ending March 2017	996	→
Variance since March 2016	1.9%	→



ACTIVITY

Cumulative percentage of contracted UDA delivered 2016 & 2017



Month	Adjusted Scheduled Activity (UDA)	
	2016	2017
April	39	-44
May	157	83
June	341	232
July	746	571
August	875	768
September	1,125	1,007
October	1,366	1,163
November	1,603	1,268
December	1,841	1,840
January	1,960	2,023
February	2,489	2,298
March	2,770	2,640
April	2,870	
May	2,883	
June	2,883	

QUALITY

	Quantity	Base Number	Contract	AT	Region	England
% of FP17s for the same patient ID Re-attending within 3 months - Children	24	446	5.4%	9.9%	12.0%	12.3%
% of FP17s for the same patient ID Re-attending within 3 months - Adults	150	1,057	14.2%	13.6%	16.0%	16.7%
% of FP17s for the same patient ID Re-attending between 3 & 9 months - Children	305	446	68.4%	58.5%	58.8%	57.6%
% of FP17s for the same patient ID Re-attending between 3 & 9 months - Adults	677	1,057	64.0%	49.0%	51.2%	50.1%
% of FP17s for Band 1 Urgent Courses	39	1,445	2.7%	6.9%	8.0%	9.1%
% of FP17s Relating to Free Repair or Replacements	5	1,445	0.3%	0.8%	0.8%	0.8%
% of FP17s Relating to Continuations	40	1,445	2.8%	1.3%	1.2%	1.2%
% of Patients satisfied with the dentistry they have received	5	5	N/A	92.7%	92.7%	92.8%
% of Patients satisfied with the time they had to wait for an appointment	4	5	N/A	91.7%	89.1%	88.7%

* This is based on patients treated on this contract for their most recent course of treatment. Figures in italics indicate the base number of FP17s or Patient Questionnaire responses are less than 100. N/A is shown where the base number of responses is less than 10 during the period. % is calculated as Quantity/Base number*100

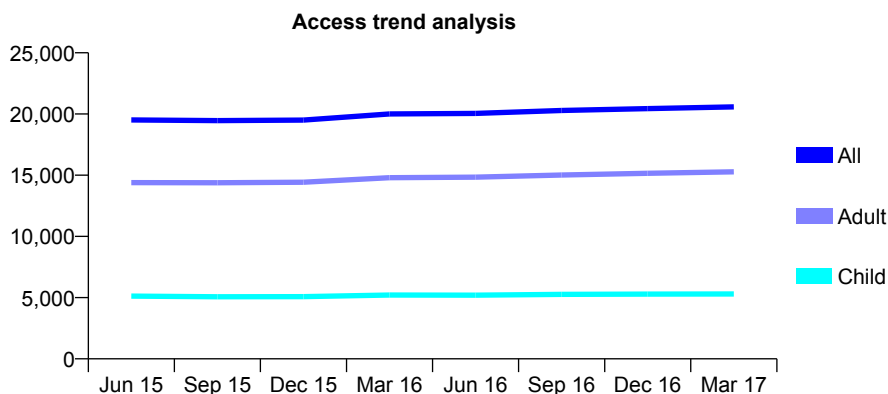
Q53 - Vital Signs At a Glance Contract Report for 256781/0001 - March 2017

Name or company name	MR AS DEOL
Contract type name	GDS Contract
Purpose of contract	General
Contract start date	01/04/2006
Contract end date	

16/17 Contracted general activity (UDA)	51,974
Carry forward general activity (UDA)	-995
16/17 Contracted orthodontic activity (UOA)	0
Carry forward orthodontic activity (UOA)	0
Baseline contract value	£1,432,638.77

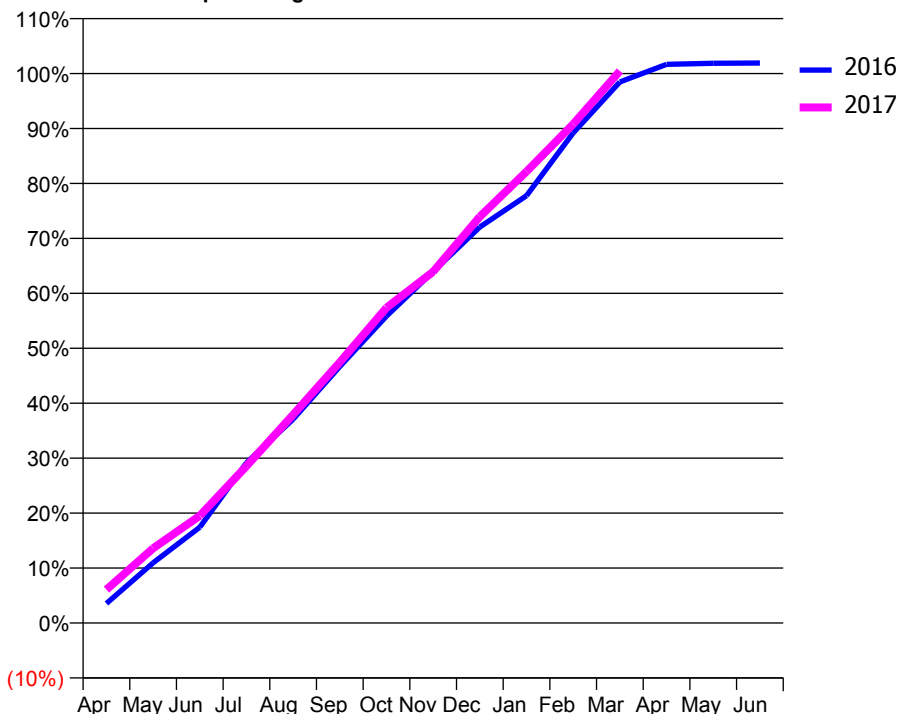
ACCESS*

Patients seen in 24 months	Total	Change since previous quarter
Quarter ending March 2016	20,008	
Quarter ending June 2016	20,050	→
Quarter ending September 2016	20,288	→
Quarter ending December 2016	20,438	→
Quarter ending March 2017	20,583	→
Variance since March 2016	2.9%	↑



ACTIVITY

Cumulative percentage of contracted UDA delivered 2016 & 2017



Month	Adjusted Scheduled Activity (UDA)	
	2016	2017
April	1,843	3,165
May	5,700	7,069
June	9,064	10,150
July	15,154	14,841
August	19,272	19,702
September	24,258	24,665
October	29,022	29,817
November	33,242	33,233
December	37,451	38,433
January	40,413	42,697
February	46,356	47,190
March	51,172	52,205
April	52,846	
May	52,935	
June	52,969	

QUALITY

	Quantity	Base Number	Contract	AT	Region	England
% of FP17s for the same patient ID Re-attending within 3 months - Children	326	7,194	4.5%	9.9%	12.0%	12.3%
% of FP17s for the same patient ID Re-attending within 3 months - Adults	1,428	19,830	7.2%	13.6%	16.0%	16.7%
% of FP17s for the same patient ID Re-attending between 3 & 9 months - Children	4,202	7,194	58.4%	58.5%	58.8%	57.6%
% of FP17s for the same patient ID Re-attending between 3 & 9 months - Adults	11,868	19,830	59.8%	49.0%	51.2%	50.1%
% of FP17s for Band 1 Urgent Courses	1,027	25,442	4.0%	6.9%	8.0%	9.1%
% of FP17s Relating to Free Repair or Replacements	136	25,442	0.5%	0.8%	0.8%	0.8%
% of FP17s Relating to Continuations	89	25,442	0.3%	1.3%	1.2%	1.2%
% of Patients satisfied with the dentistry they have received	20	22	90.9%	92.7%	92.7%	92.8%
% of Patients satisfied with the time they had to wait for an appointment	18	22	81.8%	91.7%	89.1%	88.7%

* This is based on patients treated on this contract for their most recent course of treatment. Figures in italics indicate the base number of FP17s or Patient Questionnaire responses are less than 100. N/A is shown where the base number of responses is less than 10 during the period. % is calculated as Quantity/Base number*100

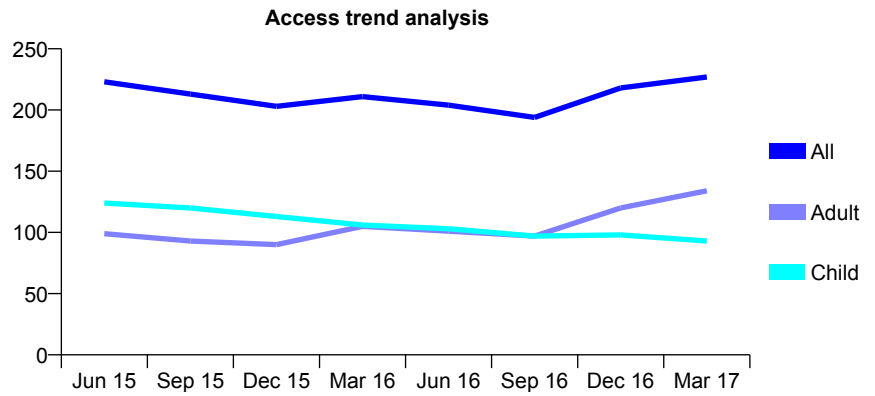
Q53 - Vital Signs At a Glance Contract Report for 261785/0002 - March 2017

Name or company name	MR P SABHARWAL
Contract type name	GDS Contract
Purpose of contract	General
Contract start date	01/05/2013
Contract end date	

16/17 Contracted general activity (UDA)	812
Carry forward general activity (UDA)	-13
16/17 Contracted orthodontic activity (UOA)	0
Carry forward orthodontic activity (UOA)	0
Baseline contract value	£19,264.06

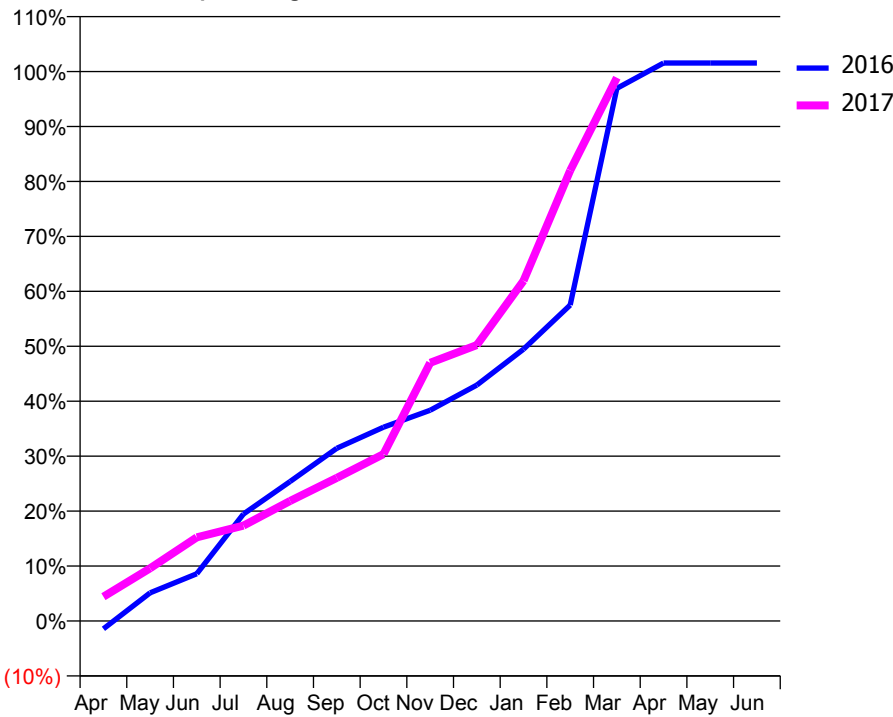
ACCESS*

Patients seen in 24 months	Total	Change since previous quarter
Quarter ending March 2016	211	
Quarter ending June 2016	204	↓
Quarter ending September 2016	194	↓
Quarter ending December 2016	218	↑
Quarter ending March 2017	227	↑
Variance since March 2016	7.6%	↑



ACTIVITY

Cumulative percentage of contracted UDA delivered 2016 & 2017



Month	Adjusted Scheduled Activity (UDA)	
	2016	2017
April	-12	36
May	42	78
June	70	124
July	158	141
August	206	177
September	255	212
October	286	247
November	311	382
December	349	408
January	402	503
February	467	666
March	787	803
April	825	
May	825	
June	825	

QUALITY

	Quantity	Base Number	Contract	AT	Region	England
% of FP17s for the same patient ID Re-attending within 3 months - Children	2	138	1.4%	9.9%	12.0%	12.3%
% of FP17s for the same patient ID Re-attending within 3 months - Adults	4	105	3.8%	13.6%	16.0%	16.7%
% of FP17s for the same patient ID Re-attending between 3 & 9 months - Children	93	138	67.4%	58.5%	58.8%	57.6%
% of FP17s for the same patient ID Re-attending between 3 & 9 months - Adults	29	105	27.6%	49.0%	51.2%	50.1%
% of FP17s for Band 1 Urgent Courses	9	230	3.9%	6.9%	8.0%	9.1%
% of FP17s Relating to Free Repair or Replacements	0	230	0.0%	0.8%	0.8%	0.8%
% of FP17s Relating to Continuations	0	230	0.0%	1.3%	1.2%	1.2%
% of Patients satisfied with the dentistry they have received	1	1	N/A	92.7%	92.7%	92.8%
% of Patients satisfied with the time they had to wait for an appointment	1	1	N/A	91.7%	89.1%	88.7%

* This is based on patients treated on this contract for their most recent course of treatment. Figures in italics indicate the base number of FP17s or Patient Questionnaire responses are less than 100. N/A is shown where the base number of responses is less than 10 during the period. % is calculated as Quantity/Base number*100

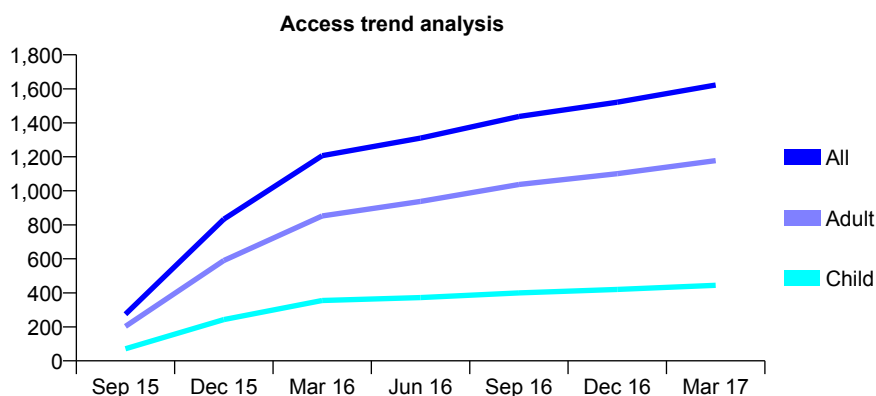
Q53 - Vital Signs At a Glance Contract Report for 262307/0001 - March 2017

Name or company name	MR PA MOYO
Contract type name	GDS Contract
Purpose of contract	General
Contract start date	01/08/2015
Contract end date	

16/17 Contracted general activity (UDA)	4,577
Carry forward general activity (UDA)	10
16/17 Contracted orthodontic activity (UOA)	0
Carry forward orthodontic activity (UOA)	0
Baseline contract value	£135,473.67

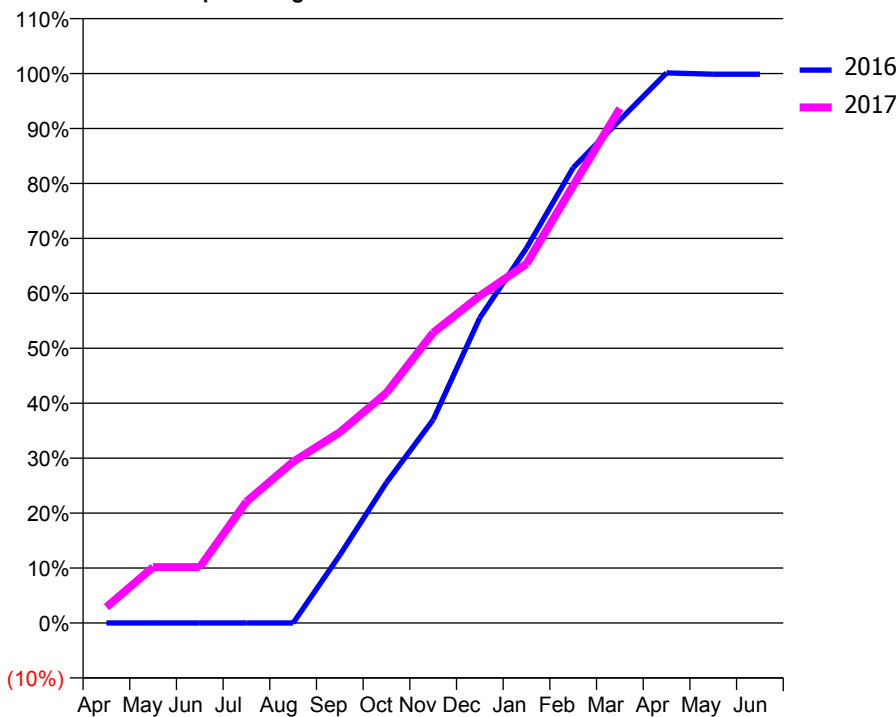
ACCESS*

Patients seen in 24 months	Total	Change since previous quarter
Quarter ending March 2016	1,207	
Quarter ending June 2016	1,310	↑
Quarter ending September 2016	1,437	↑
Quarter ending December 2016	1,521	↑
Quarter ending March 2017	1,622	↑
Variance since March 2016	34.4%	↑



ACTIVITY

Cumulative percentage of contracted UDA delivered 2016 & 2017



Adjusted Scheduled Activity (UDA)

Month	2016	2017
April	0	133
May	0	466
June	0	466
July	0	1,012
August	0	1,344
September	377	1,588
October	780	1,917
November	1,129	2,419
December	1,695	2,725
January	2,082	2,991
February	2,528	3,644
March	2,793	4,286
April	3,054	
May	3,047	
June	3,047	

QUALITY

	Quantity	Base Number	Contract	AT	Region	England
% of FP17s for the same patient ID Re-attending within 3 months - Children	24	618	3.9%	9.9%	12.0%	12.3%
% of FP17s for the same patient ID Re-attending within 3 months - Adults	150	1,571	9.5%	13.6%	16.0%	16.7%
% of FP17s for the same patient ID Re-attending between 3 & 9 months - Children	290	618	46.9%	58.5%	58.8%	57.6%
% of FP17s for the same patient ID Re-attending between 3 & 9 months - Adults	781	1,571	49.7%	49.0%	51.2%	50.1%
% of FP17s for Band 1 Urgent Courses	54	2,055	2.6%	6.9%	8.0%	9.1%
% of FP17s Relating to Free Repair or Replacements	23	2,055	1.1%	0.8%	0.8%	0.8%
% of FP17s Relating to Continuations	1	2,055	0.0%	1.3%	1.2%	1.2%
% of Patients satisfied with the dentistry they have received	8	8	N/A	92.7%	92.7%	92.8%
% of Patients satisfied with the time they had to wait for an appointment	8	8	N/A	91.7%	89.1%	88.7%

* This is based on patients treated on this contract for their most recent course of treatment. Figures in italics indicate the base number of FP17s or Patient Questionnaire responses are less than 100. N/A is shown where the base number of responses is less than 10 during the period. % is calculated as Quantity/Base number*100

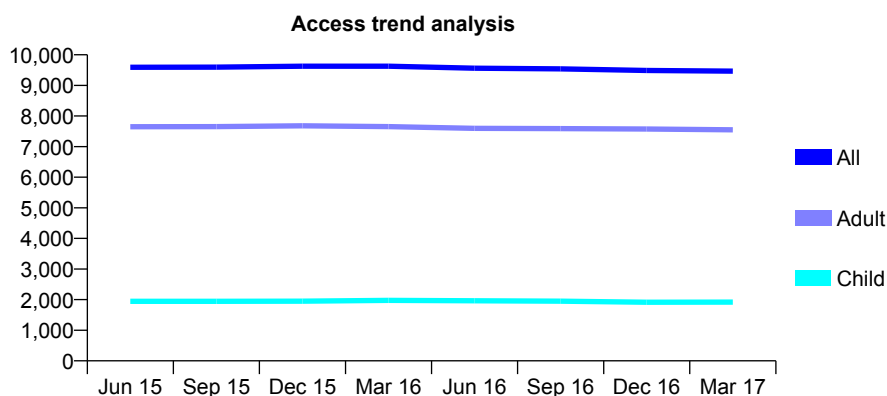
Q53 - Vital Signs At a Glance Contract Report for 262919/0001 - March 2017

Name or company name	MR TS GIDDA
Contract type name	GDS Contract
Purpose of contract	General
Contract start date	01/04/2006
Contract end date	

16/17 Contracted general activity (UDA)	37,353
Carry forward general activity (UDA)	-132
16/17 Contracted orthodontic activity (UOA)	0
Carry forward orthodontic activity (UOA)	0
Baseline contract value	£932,700.33

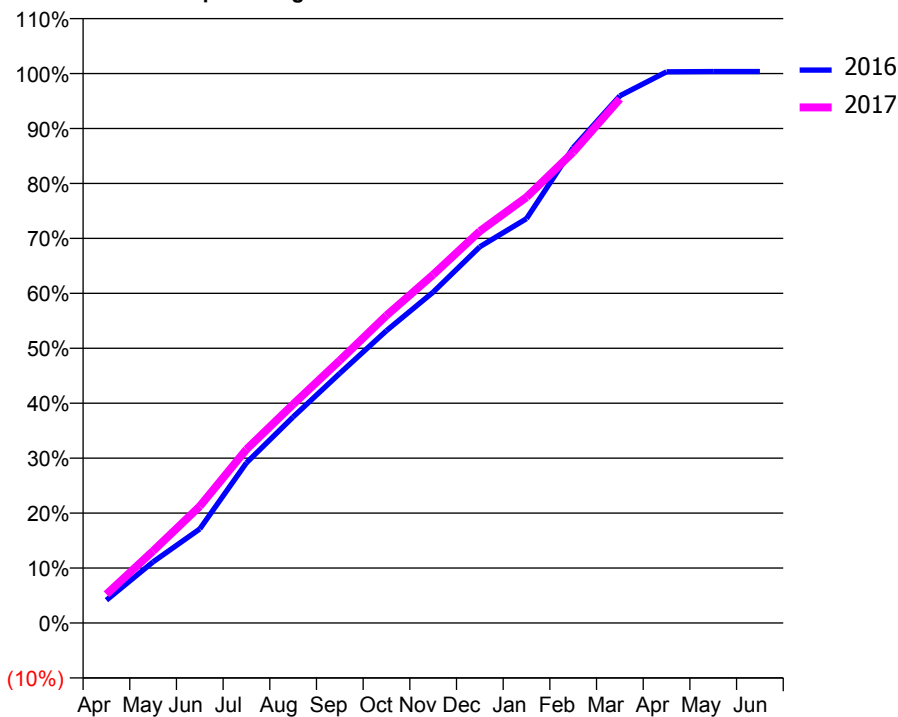
ACCESS*

Patients seen in 24 months	Total	Change since previous quarter
Quarter ending March 2016	9,627	
Quarter ending June 2016	9,563	→
Quarter ending September 2016	9,541	→
Quarter ending December 2016	9,489	→
Quarter ending March 2017	9,468	→
Variance since March 2016	(1.7%)	↓



ACTIVITY

Cumulative percentage of contracted UDA delivered 2016 & 2017



QUALITY

	Quantity	Base Number	Contract	AT	Region	England
% of FP17s for the same patient ID Re-attending within 3 months - Children	200	3,173	6.3%	9.9%	12.0%	12.3%
% of FP17s for the same patient ID Re-attending within 3 months - Adults	2,065	13,184	15.7%	13.6%	16.0%	16.7%
% of FP17s for the same patient ID Re-attending between 3 & 9 months - Children	2,088	3,173	65.8%	58.5%	58.8%	57.6%
% of FP17s for the same patient ID Re-attending between 3 & 9 months - Adults	8,781	13,184	66.6%	49.0%	51.2%	50.1%
% of FP17s for Band 1 Urgent Courses	534	15,734	3.4%	6.9%	8.0%	9.1%
% of FP17s Relating to Free Repair or Replacements	234	15,734	1.5%	0.8%	0.8%	0.8%
% of FP17s Relating to Continuations	538	15,734	3.4%	1.3%	1.2%	1.2%
% of Patients satisfied with the dentistry they have received	32	35	91.4%	92.7%	92.7%	92.8%
% of Patients satisfied with the time they had to wait for an appointment	32	35	91.4%	91.7%	89.1%	88.7%

* This is based on patients treated on this contract for their most recent course of treatment. Figures in italics indicate the base number of FP17s or Patient Questionnaire responses are less than 100. N/A is shown where the base number of responses is less than 10 during the period. % is calculated as Quantity/Base number*100

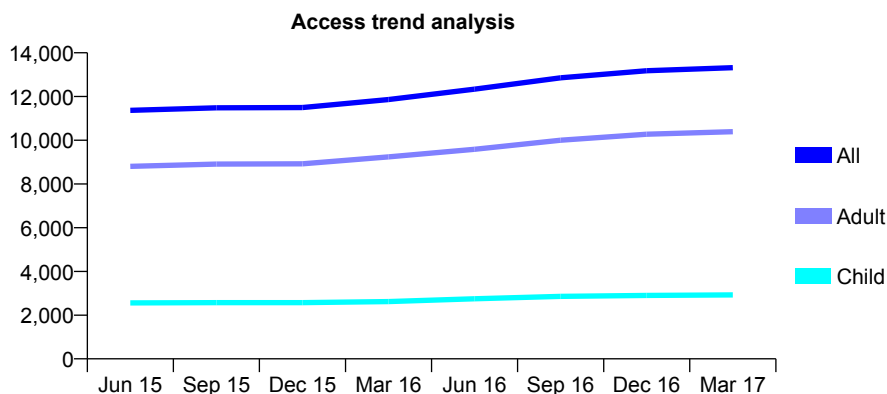
Q53 - Vital Signs At a Glance Contract Report for 269654/0001 - March 2017

Name or company name	MR H SANGHERA
Contract type name	GDS Contract
Purpose of contract	General
Contract start date	01/04/2006
Contract end date	

16/17 Contracted general activity (UDA)	36,773
Carry forward general activity (UDA)	0
16/17 Contracted orthodontic activity (UOA)	0
Carry forward orthodontic activity (UOA)	0
Baseline contract value	£1,020,278.39

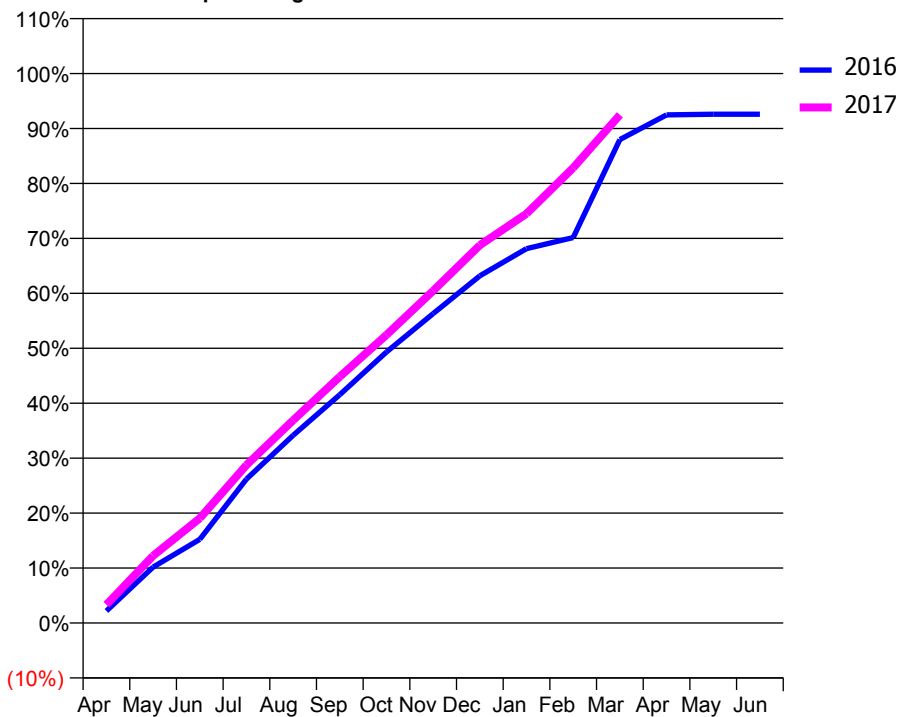
ACCESS*

Patients seen in 24 months	Total	Change since previous quarter
Quarter ending March 2016	11,864	
Quarter ending June 2016	12,335	↑
Quarter ending September 2016	12,859	↑
Quarter ending December 2016	13,179	↑
Quarter ending March 2017	13,317	→
Variance since March 2016	12.2%	↑



ACTIVITY

Cumulative percentage of contracted UDA delivered 2016 & 2017



Month	Adjusted Scheduled Activity (UDA)	
	2016	2017
April	811	1,223
May	3,742	4,499
June	5,600	7,010
July	9,630	10,574
August	12,558	13,572
September	15,283	16,485
October	18,138	19,278
November	20,705	22,236
December	23,236	25,289
January	25,052	27,394
February	25,794	30,457
March	32,356	34,006
April	34,006	
May	34,049	
June	34,049	

QUALITY

	Quantity	Base Number	Contract	AT	Region	England
% of FP17s for the same patient ID Re-attending within 3 months - Children	203	3,483	5.8%	9.9%	12.0%	12.3%
% of FP17s for the same patient ID Re-attending within 3 months - Adults	940	10,684	8.8%	13.6%	16.0%	16.7%
% of FP17s for the same patient ID Re-attending between 3 & 9 months - Children	1,141	3,483	32.8%	58.5%	58.8%	57.6%
% of FP17s for the same patient ID Re-attending between 3 & 9 months - Adults	2,525	10,684	23.6%	49.0%	51.2%	50.1%
% of FP17s for Band 1 Urgent Courses	305	13,625	2.2%	6.9%	8.0%	9.1%
% of FP17s Relating to Free Repair or Replacements	75	13,625	0.6%	0.8%	0.8%	0.8%
% of FP17s Relating to Continuations	324	13,625	2.4%	1.3%	1.2%	1.2%
% of Patients satisfied with the dentistry they have received	30	31	96.8%	92.7%	92.7%	92.8%
% of Patients satisfied with the time they had to wait for an appointment	29	31	93.5%	91.7%	89.1%	88.7%

* This is based on patients treated on this contract for their most recent course of treatment. Figures in italics indicate the base number of FP17s or Patient Questionnaire responses are less than 100. N/A is shown where the base number of responses is less than 10 during the period. % is calculated as Quantity/Base number*100

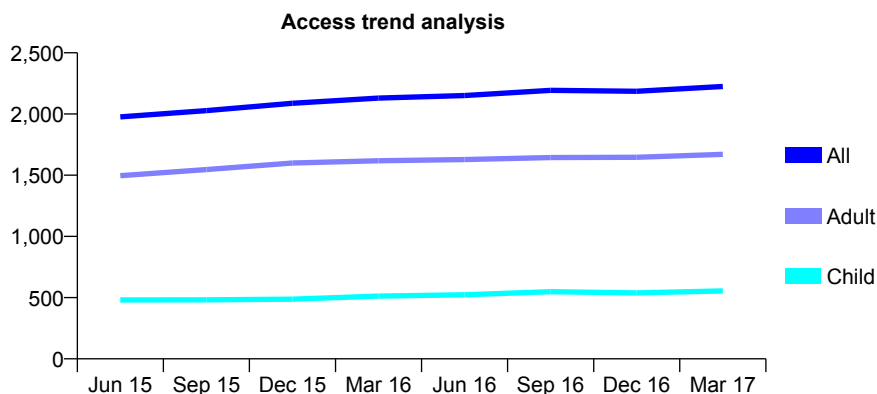
Q53 - Vital Signs At a Glance Contract Report for 273600/0003 - March 2017

Name or company name	MISS H ANJAM
Contract type name	GDS Contract
Purpose of contract	General
Contract start date	01/04/2007
Contract end date	

16/17 Contracted general activity (UDA)	6,434
Carry forward general activity (UDA)	0
16/17 Contracted orthodontic activity (UOA)	0
Carry forward orthodontic activity (UOA)	0
Baseline contract value	£143,911.54

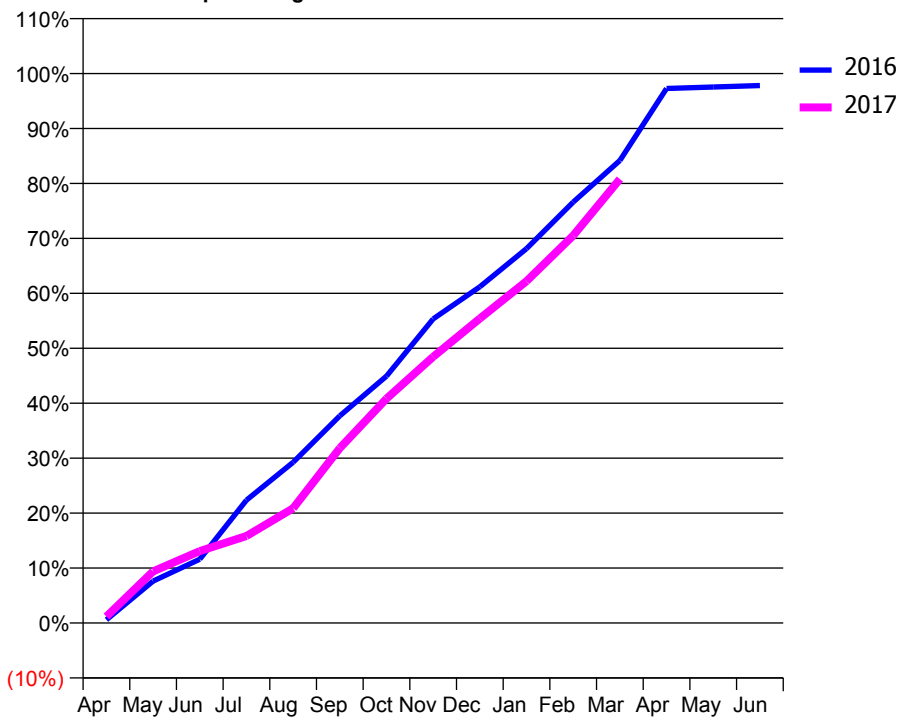
ACCESS*

Patients seen in 24 months	Total	Change since previous quarter
Quarter ending March 2016	2,130	
Quarter ending June 2016	2,151	→
Quarter ending September 2016	2,193	→
Quarter ending December 2016	2,186	→
Quarter ending March 2017	2,225	→
Variance since March 2016	4.5%	↑



ACTIVITY

Cumulative percentage of contracted UDA delivered 2016 & 2017



Month	Adjusted Scheduled Activity (UDA)	
	2016	2017
April	38	76
May	491	606
June	747	843
July	1,438	1,019
August	1,883	1,344
September	2,425	2,048
October	2,891	2,627
November	3,561	3,117
December	3,937	3,565
January	4,384	4,003
February	4,928	4,537
March	5,416	5,198
April	6,259	
May	6,276	
June	6,292	

QUALITY

	Quantity	Base Number	Contract	AT	Region	England
% of FP17s for the same patient ID Re-attending within 3 months - Children	27	631	4.3%	9.9%	12.0%	12.3%
% of FP17s for the same patient ID Re-attending within 3 months - Adults	231	1,893	12.2%	13.6%	16.0%	16.7%
% of FP17s for the same patient ID Re-attending between 3 & 9 months - Children	245	631	38.8%	58.5%	58.8%	57.6%
% of FP17s for the same patient ID Re-attending between 3 & 9 months - Adults	799	1,893	42.2%	49.0%	51.2%	50.1%
% of FP17s for Band 1 Urgent Courses	162	2,220	7.3%	6.9%	8.0%	9.1%
% of FP17s Relating to Free Repair or Replacements	18	2,220	0.8%	0.8%	0.8%	0.8%
% of FP17s Relating to Continuations	46	2,220	2.1%	1.3%	1.2%	1.2%
% of Patients satisfied with the dentistry they have received	7	9	N/A	92.7%	92.7%	92.8%
% of Patients satisfied with the time they had to wait for an appointment	6	9	N/A	91.7%	89.1%	88.7%

* This is based on patients treated on this contract for their most recent course of treatment. Figures in italics indicate the base number of FP17s or Patient Questionnaire responses are less than 100. N/A is shown where the base number of responses is less than 10 during the period. % is calculated as Quantity/Base number*100

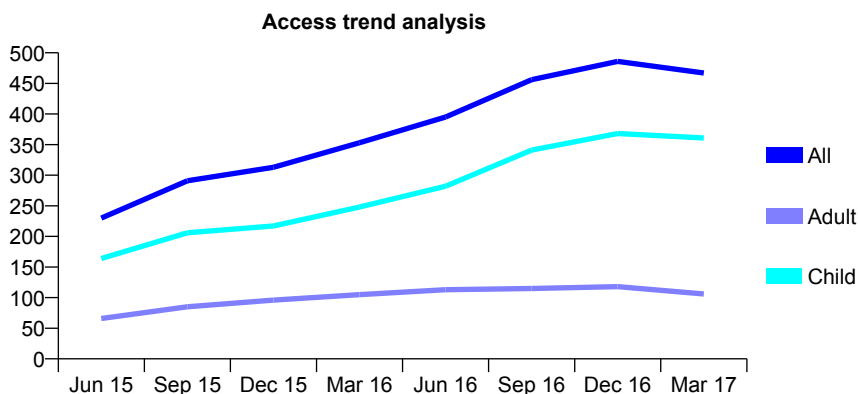
Q53 - Vital Signs At a Glance Contract Report for 296163/0001 - March 2017

Name or company name	MR S DHANDA
Contract type name	GDS Contract
Purpose of contract	General
Contract start date	01/01/2015
Contract end date	

16/17 Contracted general activity (UDA)	1,021
Carry forward general activity (UDA)	-4
16/17 Contracted orthodontic activity (UOA)	0
Carry forward orthodontic activity (UOA)	0
Baseline contract value	£23,445.56

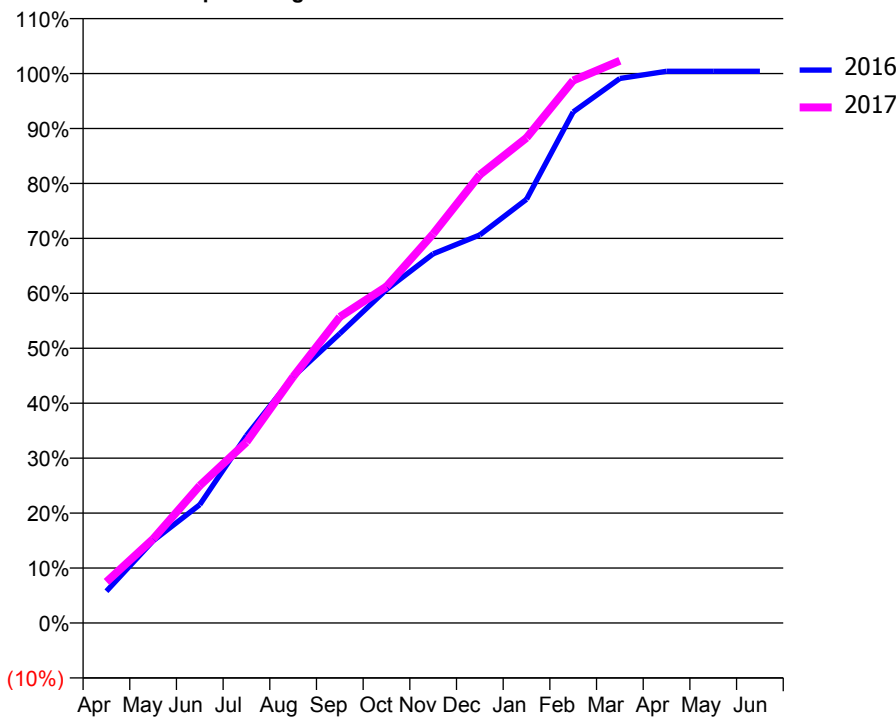
ACCESS*

Patients seen in 24 months	Total	Change since previous quarter
Quarter ending March 2016	353	
Quarter ending June 2016	395	↑
Quarter ending September 2016	456	↑
Quarter ending December 2016	486	↑
Quarter ending March 2017	467	↓
Variance since March 2016	32.3%	↑



ACTIVITY

Cumulative percentage of contracted UDA delivered 2016 & 2017



Month	Adjusted Scheduled Activity (UDA)	
	2016	2017
April	59	76
May	153	156
June	220	255
July	348	336
August	457	457
September	538	569
October	620	625
November	686	723
December	721	833
January	787	901
February	950	1,008
March	1,012	1,045
April	1,025	
May	1,025	
June	1,025	

QUALITY

	Quantity	Base Number	Contract	AT	Region	England
% of FP17s for the same patient ID Re-attending within 3 months - Children	46	562	8.2%	9.9%	12.0%	12.3%
% of FP17s for the same patient ID Re-attending within 3 months - Adults	19	133	14.3%	13.6%	16.0%	16.7%
% of FP17s for the same patient ID Re-attending between 3 & 9 months - Children	299	562	53.2%	58.5%	58.8%	57.6%
% of FP17s for the same patient ID Re-attending between 3 & 9 months - Adults	96	133	72.2%	49.0%	51.2%	50.1%
% of FP17s for Band 1 Urgent Courses	44	686	6.4%	6.9%	8.0%	9.1%
% of FP17s Relating to Free Repair or Replacements	3	686	0.4%	0.8%	0.8%	0.8%
% of FP17s Relating to Continuations	3	686	0.4%	1.3%	1.2%	1.2%
% of Patients satisfied with the dentistry they have received	0	0	N/A	92.7%	92.7%	92.8%
% of Patients satisfied with the time they had to wait for an appointment	0	0	N/A	91.7%	89.1%	88.7%

* This is based on patients treated on this contract for their most recent course of treatment. Figures in italics indicate the base number of FP17s or Patient Questionnaire responses are less than 100. N/A is shown where the base number of responses is less than 10 during the period. % is calculated as Quantity/Base number*100

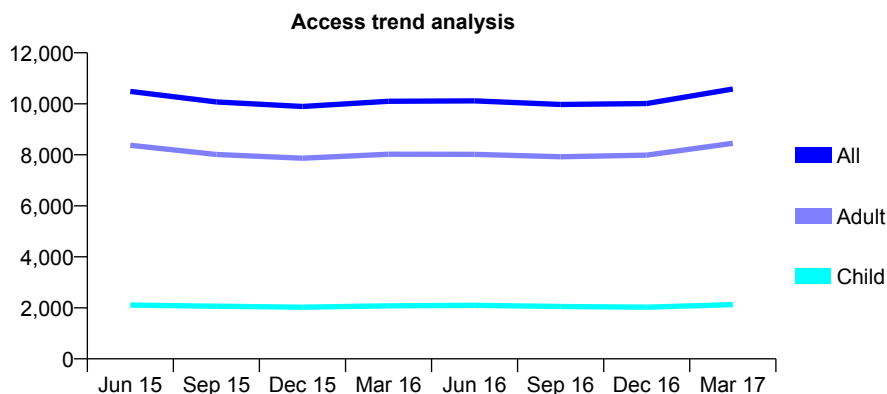
Q53 - Vital Signs At a Glance Contract Report for 309699/0001 - March 2017

Name or company name	MR DJ LANGMAN
Contract type name	GDS Contract
Purpose of contract	General
Contract start date	01/04/2006
Contract end date	

16/17 Contracted general activity (UDA)	29,745
Carry forward general activity (UDA)	427
16/17 Contracted orthodontic activity (UOA)	0
Carry forward orthodontic activity (UOA)	0
Baseline contract value	£946,847.04

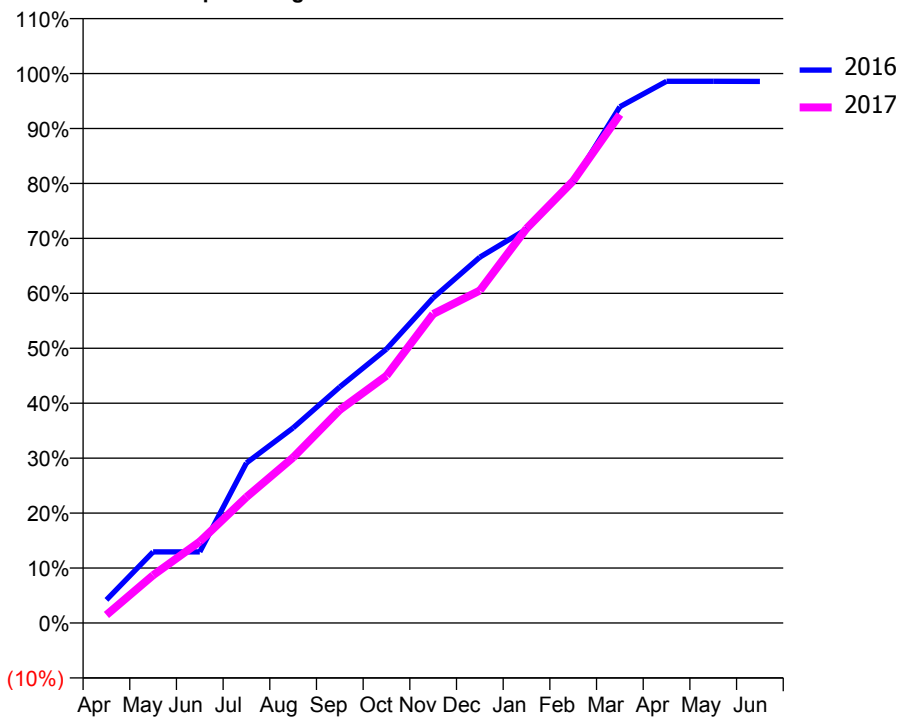
ACCESS*

Patients seen in 24 months	Total	Change since previous quarter
Quarter ending March 2016	10,098	
Quarter ending June 2016	10,114	→
Quarter ending September 2016	9,972	↓
Quarter ending December 2016	10,013	→
Quarter ending March 2017	10,581	↑
Variance since March 2016	4.8%	↑



ACTIVITY

Cumulative percentage of contracted UDA delivered 2016 & 2017



Month	Adjusted Scheduled Activity (UDA)	
	2016	2017
April	1,255	438
May	3,849	2,587
June	3,849	4,407
July	8,666	6,818
August	10,566	8,958
September	12,781	11,537
October	14,829	13,389
November	17,605	16,732
December	19,802	17,998
January	21,316	21,353
February	23,871	23,934
March	27,945	27,526
April	29,323	
May	29,322	
June	29,318	

QUALITY

	Quantity	Base Number	Contract	AT	Region	England
% of FP17s for the same patient ID Re-attending within 3 months - Children	317	3,519	9.0%	9.9%	12.0%	12.3%
% of FP17s for the same patient ID Re-attending within 3 months - Adults	1,919	12,049	15.9%	13.6%	16.0%	16.7%
% of FP17s for the same patient ID Re-attending between 3 & 9 months - Children	2,211	3,519	62.8%	58.5%	58.8%	57.6%
% of FP17s for the same patient ID Re-attending between 3 & 9 months - Adults	4,936	12,049	41.0%	49.0%	51.2%	50.1%
% of FP17s for Band 1 Urgent Courses	1,096	14,847	7.4%	6.9%	8.0%	9.1%
% of FP17s Relating to Free Repair or Replacements	178	14,847	1.2%	0.8%	0.8%	0.8%
% of FP17s Relating to Continuations	172	14,847	1.2%	1.3%	1.2%	1.2%
% of Patients satisfied with the dentistry they have received	18	18	100.0%	92.7%	92.7%	92.8%
% of Patients satisfied with the time they had to wait for an appointment	17	18	94.4%	91.7%	89.1%	88.7%

* This is based on patients treated on this contract for their most recent course of treatment. Figures in italics indicate the base number of FP17s or Patient Questionnaire responses are less than 100. N/A is shown where the base number of responses is less than 10 during the period. % is calculated as Quantity/Base number*100

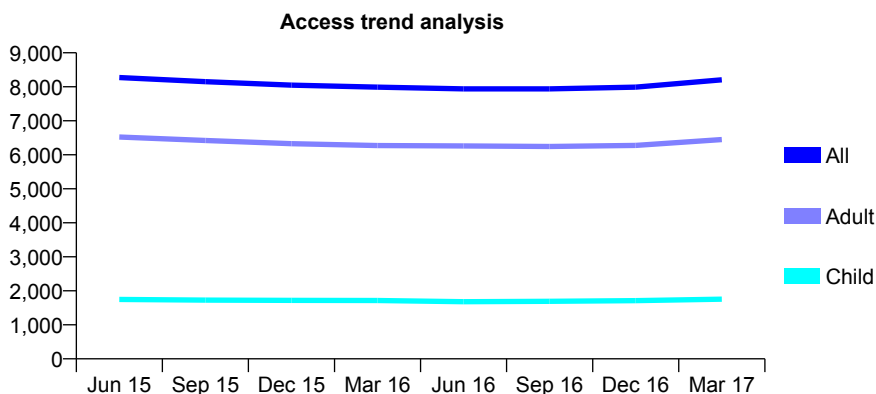
Q53 - Vital Signs At a Glance Contract Report for 309699/0002 - March 2017

Name or company name	MR DJ LANGMAN
Contract type name	GDS Contract
Purpose of contract	General
Contract start date	01/04/2006
Contract end date	

16/17 Contracted general activity (UDA)	22,500
Carry forward general activity (UDA)	476
16/17 Contracted orthodontic activity (UOA)	0
Carry forward orthodontic activity (UOA)	0
Baseline contract value	£716,223.18

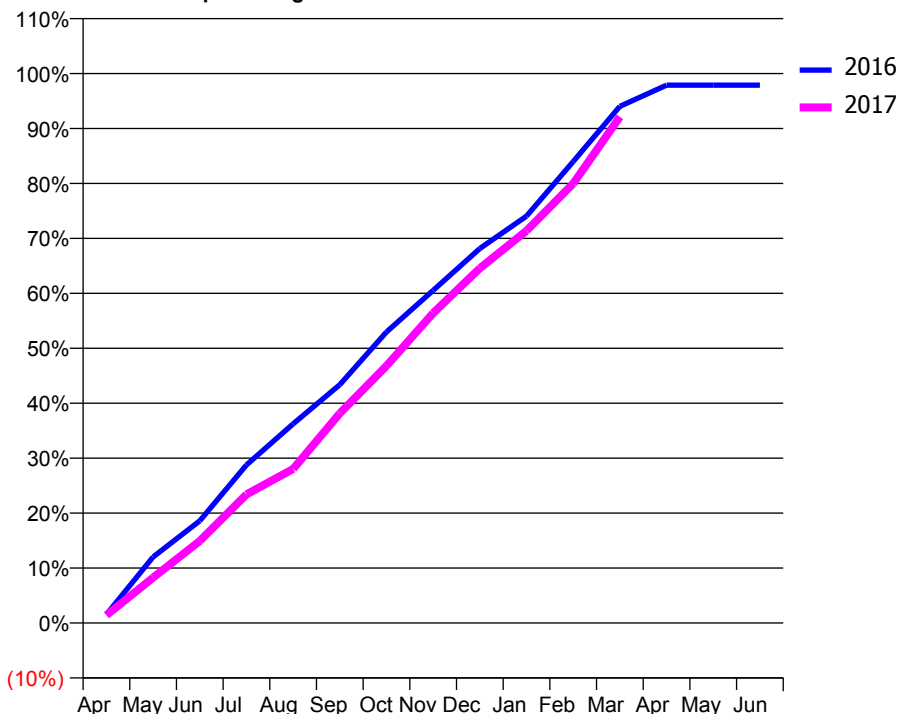
ACCESS*

Patients seen in 24 months	Total	Change since previous quarter
Quarter ending March 2016	7,990	
Quarter ending June 2016	7,941	→
Quarter ending September 2016	7,939	→
Quarter ending December 2016	7,991	→
Quarter ending March 2017	8,204	↑
Variance since March 2016	2.7%	↑



ACTIVITY

Cumulative percentage of contracted UDA delivered 2016 & 2017



Month	Adjusted Scheduled Activity (UDA)	
	2016	2017
April	354	319
May	2,704	1,860
June	4,183	3,363
July	6,470	5,264
August	8,153	6,310
September	9,762	8,588
October	11,915	10,530
November	13,620	12,693
December	15,333	14,529
January	16,662	16,061
February	18,892	17,991
March	21,152	20,726
April	22,026	
May	22,024	
June	22,024	

QUALITY

	Quantity	Base Number	Contract	AT	Region	England
% of FP17s for the same patient ID Re-attending within 3 months - Children	232	2,943	7.9%	9.9%	12.0%	12.3%
% of FP17s for the same patient ID Re-attending within 3 months - Adults	1,428	9,798	14.6%	13.6%	16.0%	16.7%
% of FP17s for the same patient ID Re-attending between 3 & 9 months - Children	2,013	2,943	68.4%	58.5%	58.8%	57.6%
% of FP17s for the same patient ID Re-attending between 3 & 9 months - Adults	5,527	9,798	56.4%	49.0%	51.2%	50.1%
% of FP17s for Band 1 Urgent Courses	667	12,212	5.5%	6.9%	8.0%	9.1%
% of FP17s Relating to Free Repair or Replacements	200	12,212	1.6%	0.8%	0.8%	0.8%
% of FP17s Relating to Continuations	197	12,212	1.6%	1.3%	1.2%	1.2%
% of Patients satisfied with the dentistry they have received	28	28	100.0%	92.7%	92.7%	92.8%
% of Patients satisfied with the time they had to wait for an appointment	26	28	92.9%	91.7%	89.1%	88.7%

* This is based on patients treated on this contract for their most recent course of treatment. Figures in italics indicate the base number of FP17s or Patient Questionnaire responses are less than 100. N/A is shown where the base number of responses is less than 10 during the period. % is calculated as Quantity/Base number*100

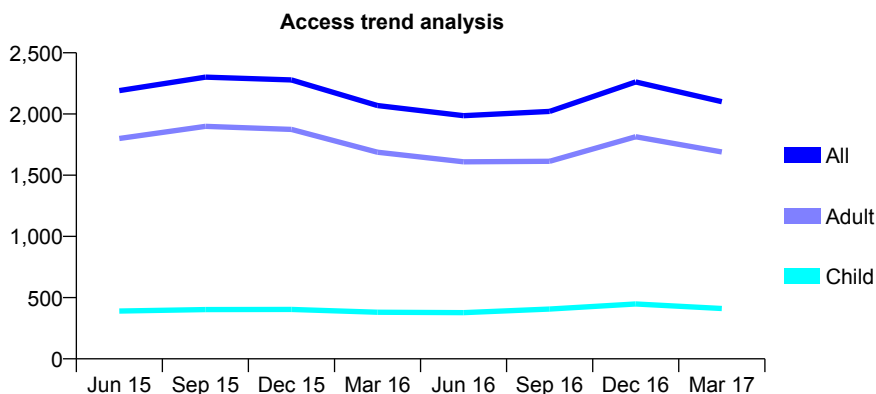
Q53 - Vital Signs At a Glance Contract Report for 309699/0003 - March 2017

Name or company name	MR DJ LANGMAN
Contract type name	PDS Plus Contract
Purpose of contract	General
Contract start date	01/01/2011
Contract end date	31/03/2017

16/17 Contracted general activity (UDA)	5,000
Carry forward general activity (UDA)	48
16/17 Contracted orthodontic activity (UOA)	0
Carry forward orthodontic activity (UOA)	0
Baseline contract value	£80,603.66

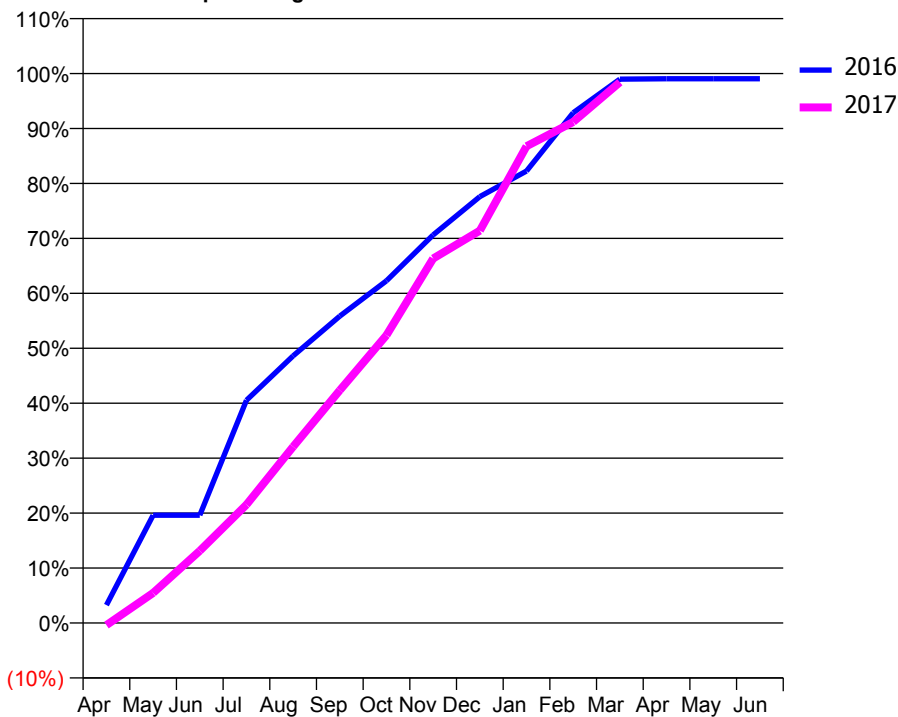
ACCESS*

Patients seen in 24 months	Total	Change since previous quarter
Quarter ending March 2016	2,069	
Quarter ending June 2016	1,986	↓
Quarter ending September 2016	2,021	→
Quarter ending December 2016	2,262	↑
Quarter ending March 2017	2,101	↓
Variance since March 2016	1.5%	→



ACTIVITY

Cumulative percentage of contracted UDA delivered 2016 & 2017



Adjusted Scheduled Activity (UDA)

Month	2016	2017
April	163	-20
May	981	273
June	981	657
July	2,027	1,077
August	2,431	1,605
September	2,792	2,118
October	3,114	2,619
November	3,531	3,317
December	3,880	3,570
January	4,112	4,338
February	4,643	4,560
March	4,949	4,921
April	4,952	
May	4,952	
June	4,952	

QUALITY

	Quantity	Base Number	Contract	AT	Region	England
% of FP17s for the same patient ID Re-attending within 3 months - Children	36	681	5.3%	9.9%	12.0%	12.3%
% of FP17s for the same patient ID Re-attending within 3 months - Adults	207	2,437	8.5%	13.6%	16.0%	16.7%
% of FP17s for the same patient ID Re-attending between 3 & 9 months - Children	376	681	55.2%	58.5%	58.8%	57.6%
% of FP17s for the same patient ID Re-attending between 3 & 9 months - Adults	756	2,437	31.0%	49.0%	51.2%	50.1%
% of FP17s for Band 1 Urgent Courses	186	3,117	6.0%	6.9%	8.0%	9.1%
% of FP17s Relating to Free Repair or Replacements	21	3,117	0.7%	0.8%	0.8%	0.8%
% of FP17s Relating to Continuations	25	3,117	0.8%	1.3%	1.2%	1.2%
% of Patients satisfied with the dentistry they have received	10	10	100.0%	92.7%	92.7%	92.8%
% of Patients satisfied with the time they had to wait for an appointment	10	10	100.0%	91.7%	89.1%	88.7%

* This is based on patients treated on this contract for their most recent course of treatment. Figures in italics indicate the base number of FP17s or Patient Questionnaire responses are less than 100. N/A is shown where the base number of responses is less than 10 during the period. % is calculated as Quantity/Base number*100

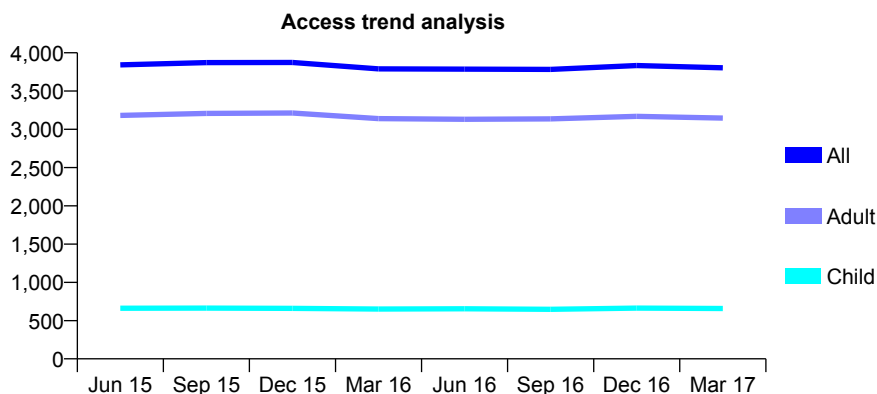
Q53 - Vital Signs At a Glance Contract Report for 324531/0001 - March 2017

Name or company name	MISS AH DAVEY
Contract type name	GDS Contract
Purpose of contract	General
Contract start date	01/04/2006
Contract end date	

16/17 Contracted general activity (UDA)	10,389
Carry forward general activity (UDA)	0
16/17 Contracted orthodontic activity (UOA)	0
Carry forward orthodontic activity (UOA)	0
Baseline contract value	£222,699.40

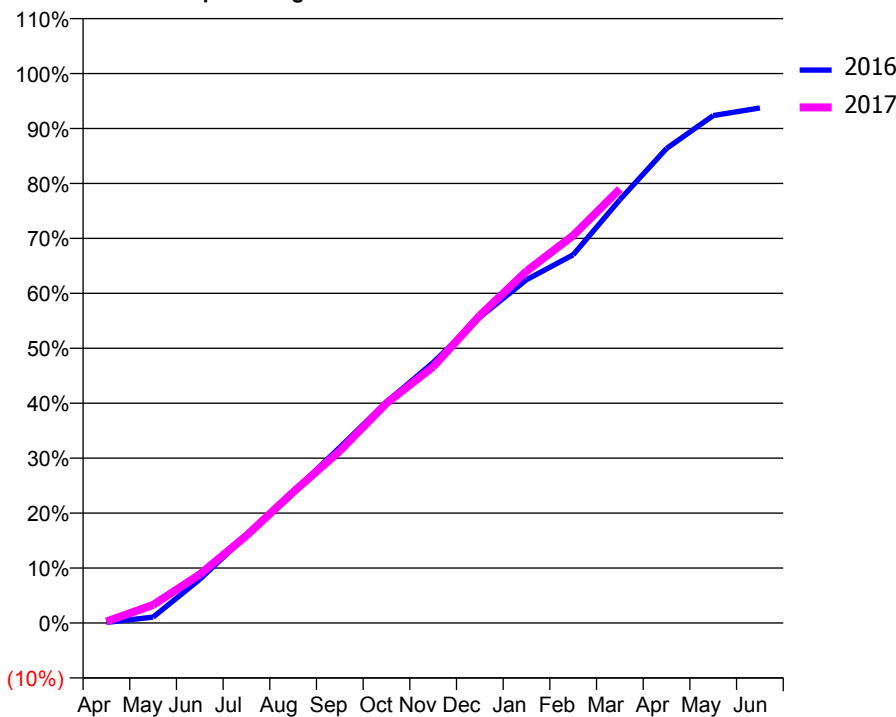
ACCESS*

Patients seen in 24 months	Total	Change since previous quarter
Quarter ending March 2016	3,790	
Quarter ending June 2016	3,787	→
Quarter ending September 2016	3,783	→
Quarter ending December 2016	3,834	→
Quarter ending March 2017	3,804	→
Variance since March 2016	0.4%	→



ACTIVITY

Cumulative percentage of contracted UDA delivered 2016 & 2017



Month	Adjusted Scheduled Activity (UDA)	
	2016	2017
April	12	30
May	112	341
June	826	918
July	1,656	1,652
August	2,478	2,475
September	3,322	3,253
October	4,179	4,156
November	4,925	4,845
December	5,783	5,816
January	6,490	6,653
February	6,961	7,327
March	8,003	8,206
April	8,972	
May	9,593	
June	9,737	

QUALITY

	Quantity	Base Number	Contract	AT	Region	England
% of FP17s for the same patient ID Re-attending within 3 months - Children	67	1,012	6.6%	9.9%	12.0%	12.3%
% of FP17s for the same patient ID Re-attending within 3 months - Adults	581	4,260	13.6%	13.6%	16.0%	16.7%
% of FP17s for the same patient ID Re-attending between 3 & 9 months - Children	561	1,012	55.4%	58.5%	58.8%	57.6%
% of FP17s for the same patient ID Re-attending between 3 & 9 months - Adults	1,783	4,260	41.9%	49.0%	51.2%	50.1%
% of FP17s for Band 1 Urgent Courses	275	4,288	6.4%	6.9%	8.0%	9.1%
% of FP17s Relating to Free Repair or Replacements	55	4,288	1.3%	0.8%	0.8%	0.8%
% of FP17s Relating to Continuations	71	4,288	1.7%	1.3%	1.2%	1.2%
% of Patients satisfied with the dentistry they have received	12	12	100.0%	92.7%	92.7%	92.8%
% of Patients satisfied with the time they had to wait for an appointment	11	12	91.7%	91.7%	89.1%	88.7%

* This is based on patients treated on this contract for their most recent course of treatment. Figures in italics indicate the base number of FP17s or Patient Questionnaire responses are less than 100. N/A is shown where the base number of responses is less than 10 during the period. % is calculated as Quantity/Base number*100

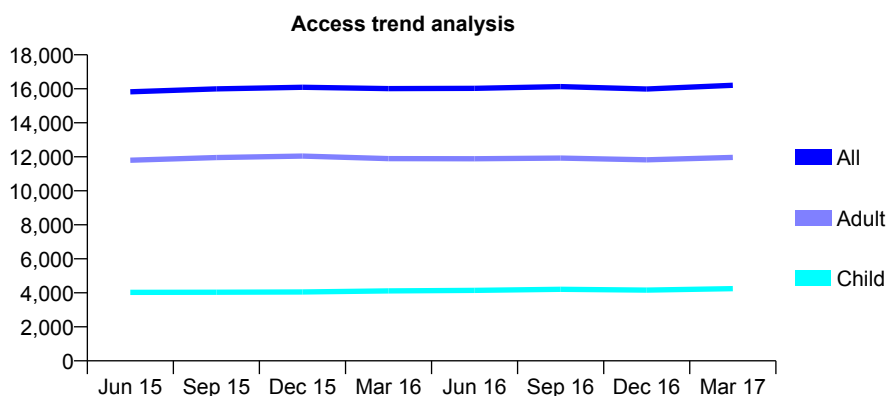
Q53 - Vital Signs At a Glance Contract Report for 324574/0008 - March 2017

Name or company name	MRS CM OWEN
Contract type name	PDS Contract
Purpose of contract	General
Contract start date	28/04/2008
Contract end date	27/04/2018

16/17 Contracted general activity (UDA)	75,120
Carry forward general activity (UDA)	0
16/17 Contracted orthodontic activity (UOA)	0
Carry forward orthodontic activity (UOA)	0
Baseline contract value	£0.00

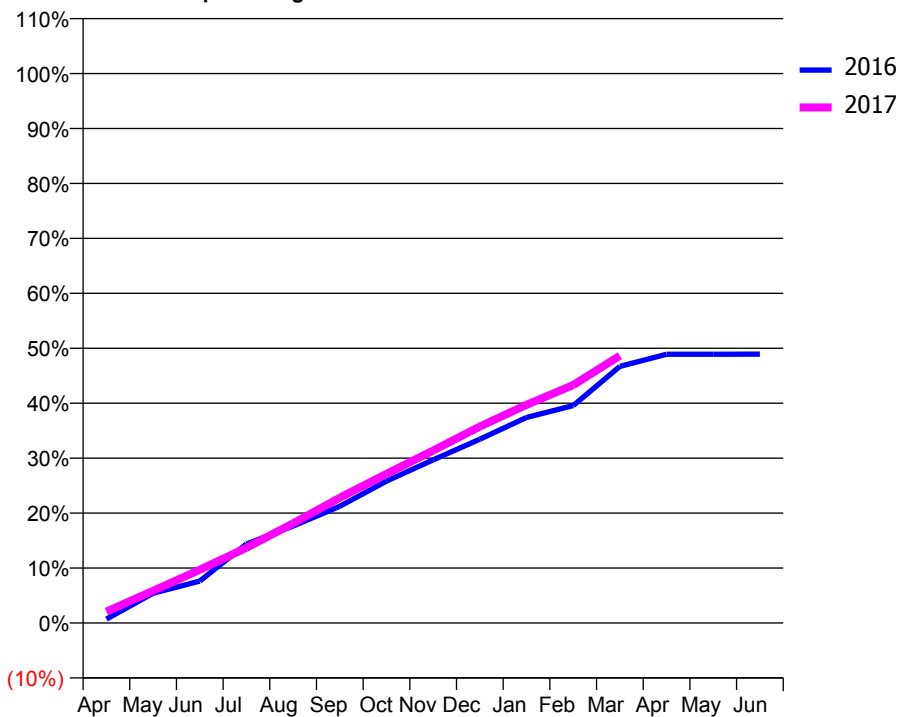
ACCESS*

Patients seen in 24 months	Total	Change since previous quarter
Quarter ending March 2016	16,010	
Quarter ending June 2016	16,030	→
Quarter ending September 2016	16,131	→
Quarter ending December 2016	15,986	→
Quarter ending March 2017	16,206	→
Variance since March 2016	1.2%	→



ACTIVITY

Cumulative percentage of contracted UDA delivered 2016 & 2017



Month	Adjusted Scheduled Activity (UDA)	
	2016	2017
April	542	1,566
May	4,069	4,406
June	5,733	7,283
July	10,792	10,289
August	13,267	13,630
September	15,962	17,132
October	19,398	20,396
November	22,295	23,588
December	25,125	26,858
January	28,095	29,827
February	29,717	32,539
March	35,085	36,547
April	36,734	
May	36,745	
June	36,757	

QUALITY

	Quantity	Base Number	Contract	AT	Region	England
% of FP17s for the same patient ID Re-attending within 3 months - Children	1,038	6,639	15.6%	9.9%	12.0%	12.3%
% of FP17s for the same patient ID Re-attending within 3 months - Adults	3,612	14,552	24.8%	13.6%	16.0%	16.7%
% of FP17s for the same patient ID Re-attending between 3 & 9 months - Children	3,099	6,639	46.7%	58.5%	58.8%	57.6%
% of FP17s for the same patient ID Re-attending between 3 & 9 months - Adults	2,711	14,552	18.6%	49.0%	51.2%	50.1%
% of FP17s for Band 1 Urgent Courses	9,916	20,200	49.1%	6.9%	8.0%	9.1%
% of FP17s Relating to Free Repair or Replacements	0	20,200	0.0%	0.8%	0.8%	0.8%
% of FP17s Relating to Continuations	281	20,200	1.4%	1.3%	1.2%	1.2%
% of Patients satisfied with the dentistry they have received	22	23	95.7%	92.7%	92.7%	92.8%
% of Patients satisfied with the time they had to wait for an appointment	17	23	73.9%	91.7%	89.1%	88.7%

* This is based on patients treated on this contract for their most recent course of treatment. Figures in italics indicate the base number of FP17s or Patient Questionnaire responses are less than 100. N/A is shown where the base number of responses is less than 10 during the period. % is calculated as Quantity/Base number*100

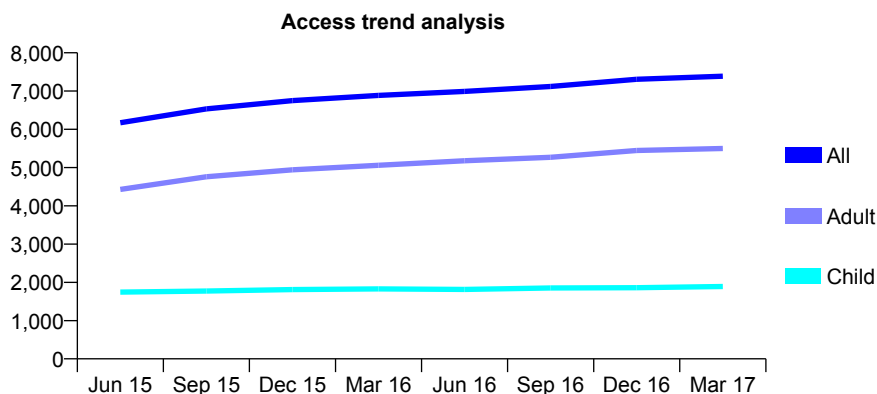
Q53 - Vital Signs At a Glance Contract Report for 325708/0006 - March 2017

Name or company name	Balbir S Bhandal, Amrik S Bhandal & Baljit
Contract type name	GDS Contract
Purpose of contract	General and Orthodontic
Contract start date	01/04/2006
Contract end date	

16/17 Contracted general activity (UDA)	23,158
Carry forward general activity (UDA)	-13
16/17 Contracted orthodontic activity (UOA)	203
Carry forward orthodontic activity (UOA)	-4
Baseline contract value	£549,156.26

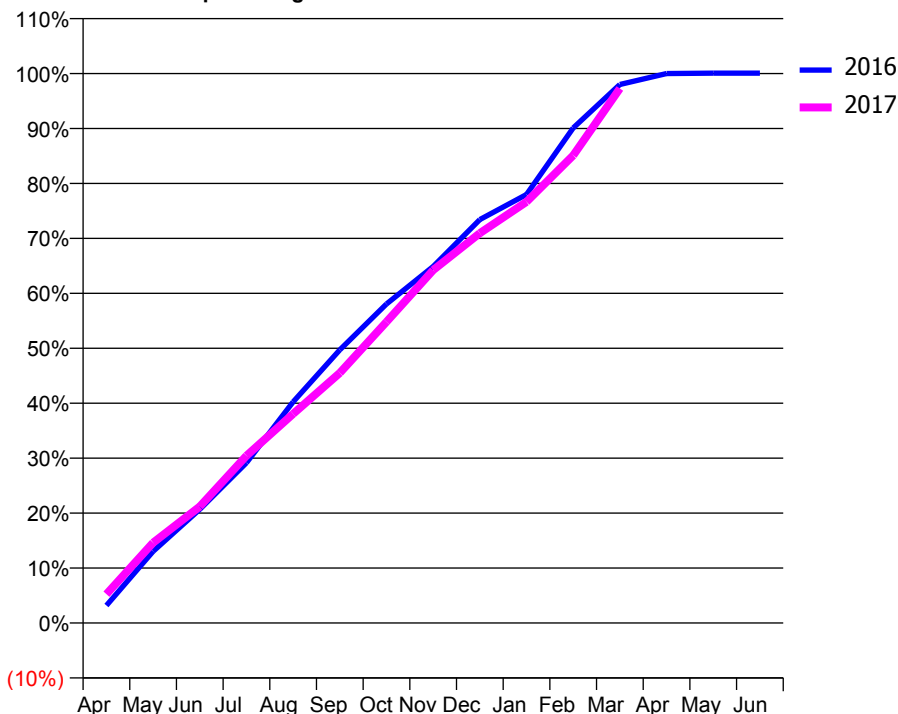
ACCESS*

Patients seen in 24 months	Total	Change since previous quarter
Quarter ending March 2016	6,886	
Quarter ending June 2016	6,992	→
Quarter ending September 2016	7,120	→
Quarter ending December 2016	7,309	↑
Quarter ending March 2017	7,389	→
Variance since March 2016	7.3%	↑



ACTIVITY

Cumulative percentage of contracted UDA delivered 2016 & 2017



Month	Adjusted Scheduled Activity (UDA)	
	2016	2017
April	739	1,218
May	3,023	3,388
June	4,794	4,910
July	6,752	7,052
August	9,319	8,817
September	11,510	10,540
October	13,446	12,693
November	15,023	14,875
December	17,004	16,429
January	18,062	17,747
February	20,861	19,704
March	22,698	22,526
April	23,156	
May	23,171	
June	23,171	

QUALITY

	Quantity	Base Number	Contract	AT	Region	England
% of FP17s for the same patient ID Re-attending within 3 months - Children	131	2,683	4.9%	9.9%	12.0%	12.3%
% of FP17s for the same patient ID Re-attending within 3 months - Adults	1,031	7,887	13.1%	13.6%	16.0%	16.7%
% of FP17s for the same patient ID Re-attending between 3 & 9 months - Children	1,575	2,683	58.7%	58.5%	58.8%	57.6%
% of FP17s for the same patient ID Re-attending between 3 & 9 months - Adults	4,413	7,887	56.0%	49.0%	51.2%	50.1%
% of FP17s for Band 1 Urgent Courses	496	9,678	5.1%	6.9%	8.0%	9.1%
% of FP17s Relating to Free Repair or Replacements	110	9,678	1.1%	0.8%	0.8%	0.8%
% of FP17s Relating to Continuations	110	9,678	1.1%	1.3%	1.2%	1.2%
% of Patients satisfied with the dentistry they have received	14	15	93.3%	92.7%	92.7%	92.8%
% of Patients satisfied with the time they had to wait for an appointment	13	15	86.7%	91.7%	89.1%	88.7%

* This is based on patients treated on this contract for their most recent course of treatment. Figures in italics indicate the base number of FP17s or Patient Questionnaire responses are less than 100. N/A is shown where the base number of responses is less than 10 during the period. % is calculated as Quantity/Base number*100

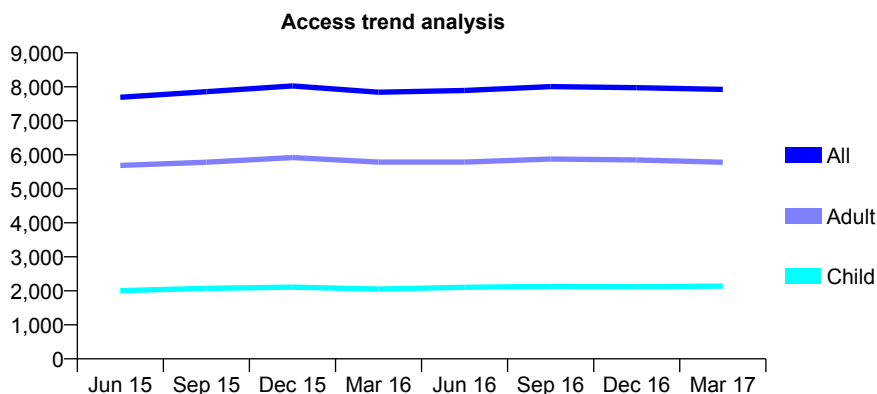
Q53 - Vital Signs At a Glance Contract Report for 331805/0002 - March 2017

Name or company name	MR JS SHERGILL
Contract type name	GDS Contract
Purpose of contract	General
Contract start date	01/04/2006
Contract end date	

16/17 Contracted general activity (UDA)	19,165
Carry forward general activity (UDA)	-383
16/17 Contracted orthodontic activity (UOA)	0
Carry forward orthodontic activity (UOA)	0
Baseline contract value	£475,532.62

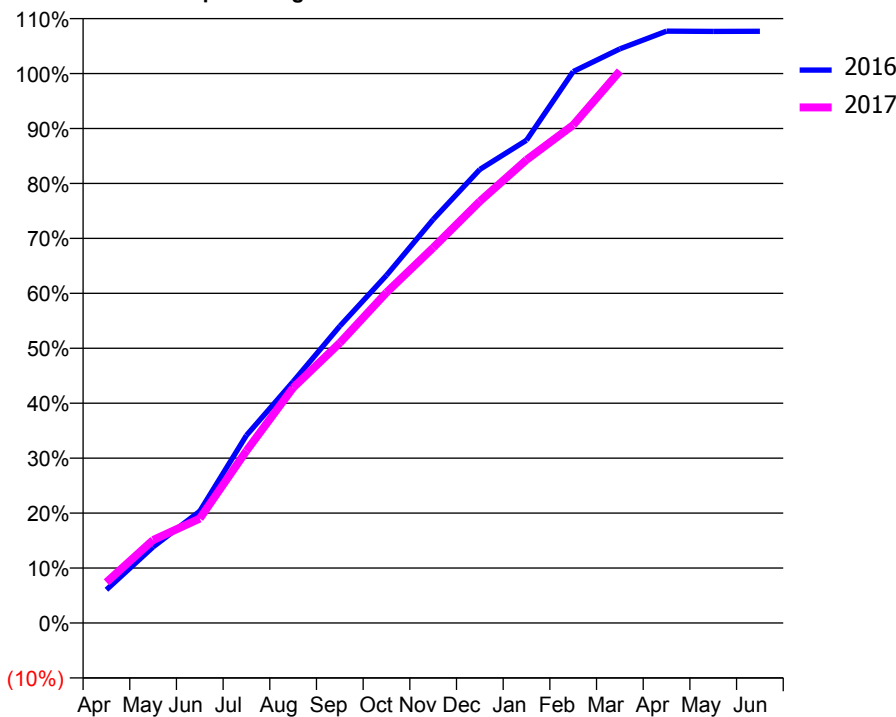
ACCESS*

Patients seen in 24 months	Total	Change since previous quarter
Quarter ending March 2016	7,842	
Quarter ending June 2016	7,893	→
Quarter ending September 2016	8,007	→
Quarter ending December 2016	7,973	→
Quarter ending March 2017	7,923	→
Variance since March 2016	1.0%	→



ACTIVITY

Cumulative percentage of contracted UDA delivered 2016 & 2017



Month	Adjusted Scheduled Activity (UDA)	
	2016	2017
April	1,160	1,420
May	2,654	2,896
June	3,898	3,642
July	6,547	6,005
August	8,421	8,204
September	10,357	9,769
October	12,127	11,525
November	14,078	13,092
December	15,822	14,706
January	16,837	16,156
February	19,234	17,366
March	20,023	19,250
April	20,641	
May	20,632	
June	20,636	

QUALITY

	Quantity	Base Number	Contract	AT	Region	England
% of FP17s for the same patient ID Re-attending within 3 months - Children	197	3,134	6.3%	9.9%	12.0%	12.3%
% of FP17s for the same patient ID Re-attending within 3 months - Adults	669	7,075	9.5%	13.6%	16.0%	16.7%
% of FP17s for the same patient ID Re-attending between 3 & 9 months - Children	1,851	3,134	59.1%	58.5%	58.8%	57.6%
% of FP17s for the same patient ID Re-attending between 3 & 9 months - Adults	3,617	7,075	51.1%	49.0%	51.2%	50.1%
% of FP17s for Band 1 Urgent Courses	549	9,937	5.5%	6.9%	8.0%	9.1%
% of FP17s Relating to Free Repair or Replacements	92	9,937	0.9%	0.8%	0.8%	0.8%
% of FP17s Relating to Continuations	96	9,937	1.0%	1.3%	1.2%	1.2%
% of Patients satisfied with the dentistry they have received	9	9	N/A	92.7%	92.7%	92.8%
% of Patients satisfied with the time they had to wait for an appointment	9	9	N/A	91.7%	89.1%	88.7%

* This is based on patients treated on this contract for their most recent course of treatment. Figures in italics indicate the base number of FP17s or Patient Questionnaire responses are less than 100. N/A is shown where the base number of responses is less than 10 during the period. % is calculated as Quantity/Base number*100

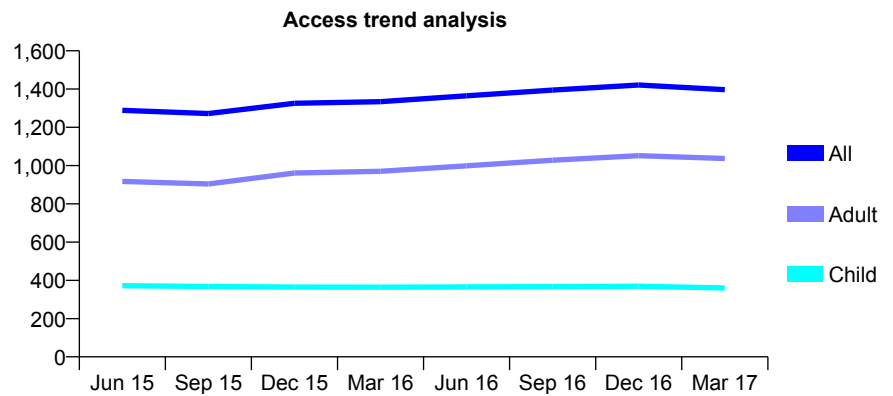
Q53 - Vital Signs At a Glance Contract Report for 331805/0003 - March 2017

Name or company name	MR JS SHERGILL
Contract type name	GDS Contract
Purpose of contract	General
Contract start date	01/04/2006
Contract end date	

16/17 Contracted general activity (UDA)	3,550
Carry forward general activity (UDA)	0
16/17 Contracted orthodontic activity (UOA)	0
Carry forward orthodontic activity (UOA)	0
Baseline contract value	£89,032.00

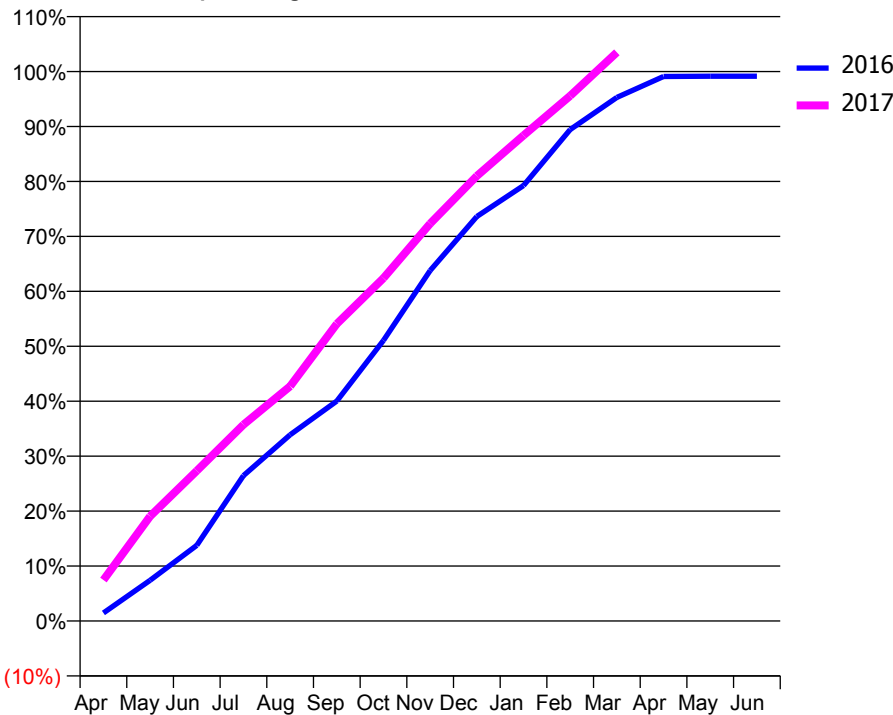
ACCESS*

Patients seen in 24 months	Total	Change since previous quarter
Quarter ending March 2016	1,334	
Quarter ending June 2016	1,365	↑
Quarter ending September 2016	1,395	↑
Quarter ending December 2016	1,421	→
Quarter ending March 2017	1,397	↓
Variance since March 2016	4.7%	↑



ACTIVITY

Cumulative percentage of contracted UDA delivered 2016 & 2017



Month	Adjusted Scheduled Activity (UDA)	
	2016	2017
April	52	265
May	263	677
June	489	971
July	939	1,269
August	1,203	1,517
September	1,421	1,920
October	1,813	2,215
November	2,264	2,567
December	2,613	2,875
January	2,813	3,137
February	3,175	3,393
March	3,383	3,674
April	3,518	
May	3,520	
June	3,520	

QUALITY

	Quantity	Base Number	Contract	AT	Region	England
% of FP17s for the same patient ID Re-attending within 3 months - Children	35	543	6.4%	9.9%	12.0%	12.3%
% of FP17s for the same patient ID Re-attending within 3 months - Adults	215	1,392	15.4%	13.6%	16.0%	16.7%
% of FP17s for the same patient ID Re-attending between 3 & 9 months - Children	320	543	58.9%	58.5%	58.8%	57.6%
% of FP17s for the same patient ID Re-attending between 3 & 9 months - Adults	684	1,392	49.1%	49.0%	51.2%	50.1%
% of FP17s for Band 1 Urgent Courses	160	1,837	8.7%	6.9%	8.0%	9.1%
% of FP17s Relating to Free Repair or Replacements	15	1,837	0.8%	0.8%	0.8%	0.8%
% of FP17s Relating to Continuations	15	1,837	0.8%	1.3%	1.2%	1.2%
% of Patients satisfied with the dentistry they have received	2	2	N/A	92.7%	92.7%	92.8%
% of Patients satisfied with the time they had to wait for an appointment	2	2	N/A	91.7%	89.1%	88.7%

* This is based on patients treated on this contract for their most recent course of treatment. Figures in italics indicate the base number of FP17s or Patient Questionnaire responses are less than 100. N/A is shown where the base number of responses is less than 10 during the period. % is calculated as Quantity/Base number*100

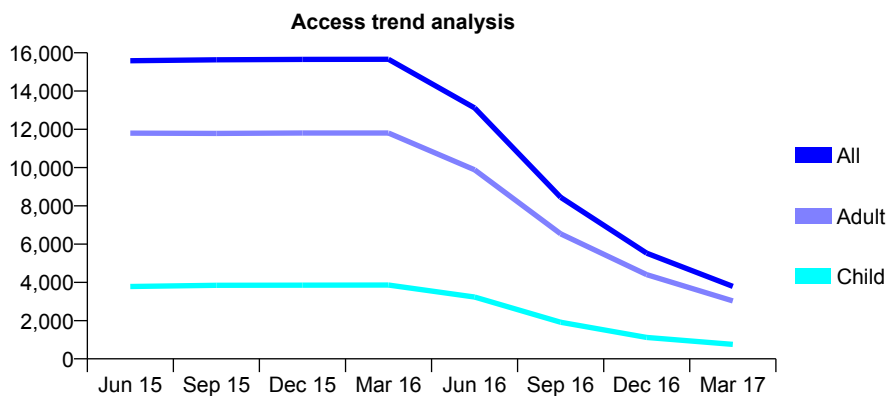
Q53 - Vital Signs At a Glance Contract Report for 331805/0004 - March 2017

Name or company name	MR JS SHERGILL
Contract type name	GDS Contract
Purpose of contract	General
Contract start date	01/04/2006
Contract end date	30/04/2016

16/17 Contracted general activity (UDA)	4,116
Carry forward general activity (UDA)	0
16/17 Contracted orthodontic activity (UOA)	0
Carry forward orthodontic activity (UOA)	0
Baseline contract value	£97,845.12

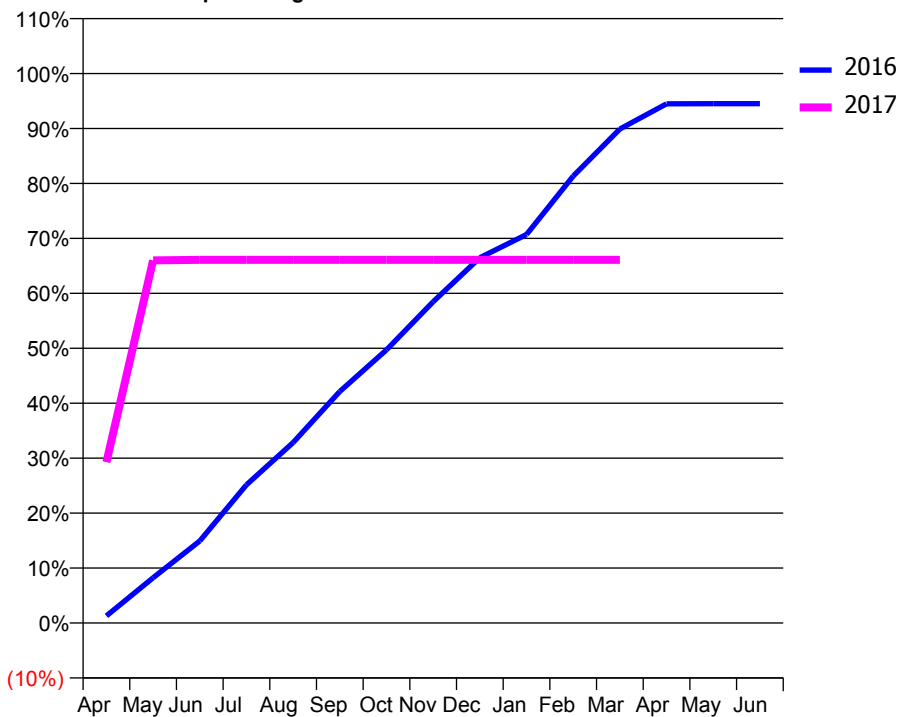
ACCESS*

Patients seen in 24 months	Total	Change since previous quarter
Quarter ending March 2016	15,665	
Quarter ending June 2016	13,117	↓
Quarter ending September 2016	8,448	↓
Quarter ending December 2016	5,525	↓
Quarter ending March 2017	3,788	↓
Variance since March 2016	(75.8%)	↓



ACTIVITY

Cumulative percentage of contracted UDA delivered 2016 & 2017



QUALITY

	Quantity	Base Number	Contract	AT	Region	England
% of FP17s for the same patient ID Re-attending within 3 months - Children	58	592	9.8%	9.9%	12.0%	12.3%
% of FP17s for the same patient ID Re-attending within 3 months - Adults	320	1,829	17.5%	13.6%	16.0%	16.7%
% of FP17s for the same patient ID Re-attending between 3 & 9 months - Children	336	592	56.8%	58.5%	58.8%	57.6%
% of FP17s for the same patient ID Re-attending between 3 & 9 months - Adults	934	1,829	51.1%	49.0%	51.2%	50.1%
% of FP17s for Band 1 Urgent Courses	102	1,489	6.9%	6.9%	8.0%	9.1%
% of FP17s Relating to Free Repair or Replacements	26	1,489	1.7%	0.8%	0.8%	0.8%
% of FP17s Relating to Continuations	22	1,489	1.5%	1.3%	1.2%	1.2%
% of Patients satisfied with the dentistry they have received	1	1	N/A	92.7%	92.7%	92.8%
% of Patients satisfied with the time they had to wait for an appointment	1	1	N/A	91.7%	89.1%	88.7%

* This is based on patients treated on this contract for their most recent course of treatment. Figures in italics indicate the base number of FP17s or Patient Questionnaire responses are less than 100. N/A is shown where the base number of responses is less than 10 during the period. % is calculated as Quantity/Base number*100

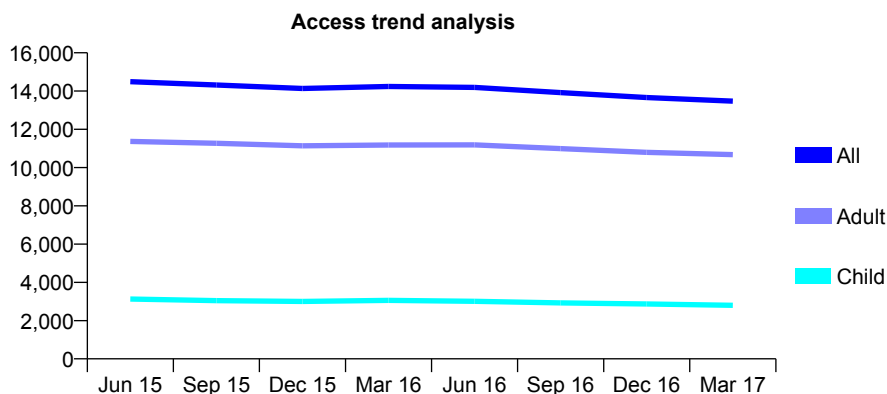
Q53 - Vital Signs At a Glance Contract Report for 334820/0001 - March 2017

Name or company name	MR AS DULKU
Contract type name	GDS Contract
Purpose of contract	General
Contract start date	01/04/2006
Contract end date	

16/17 Contracted general activity (UDA)	44,202
Carry forward general activity (UDA)	-477
16/17 Contracted orthodontic activity (UOA)	0
Carry forward orthodontic activity (UOA)	0
Baseline contract value	£1,329,685.22

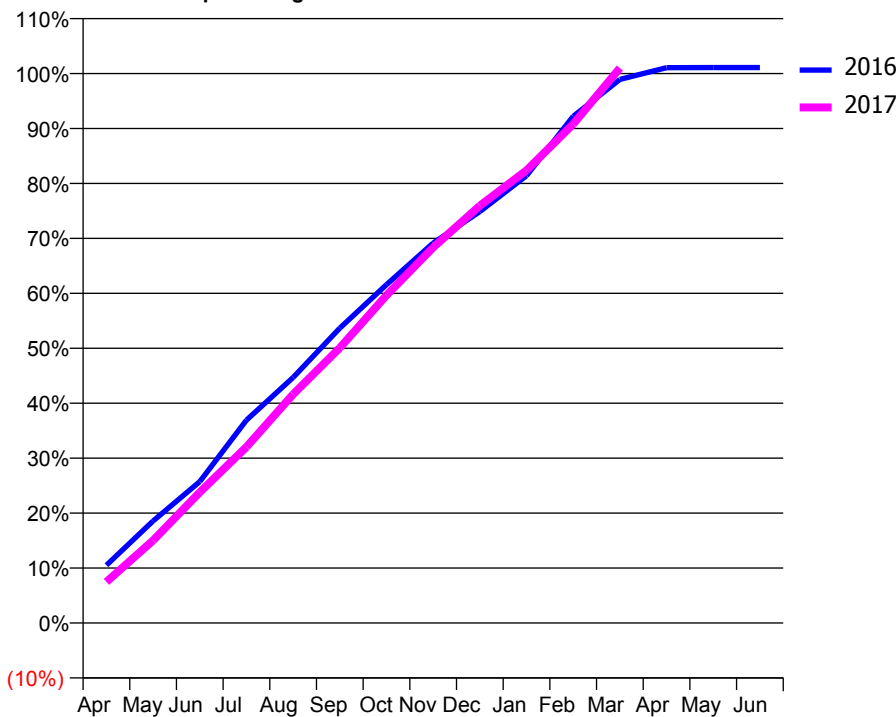
ACCESS*

Patients seen in 24 months	Total	Change since previous quarter
Quarter ending March 2016	14,238	
Quarter ending June 2016	14,189	→
Quarter ending September 2016	13,918	↓
Quarter ending December 2016	13,664	↓
Quarter ending March 2017	13,472	↓
Variance since March 2016	(5.4%)	↓



ACTIVITY

Cumulative percentage of contracted UDA delivered 2016 & 2017



Month	Adjusted Scheduled Activity (UDA)	
	2016	2017
April	4,648	3,309
May	8,215	6,649
June	11,378	10,515
July	16,323	14,159
August	19,757	18,404
September	23,719	22,131
October	27,216	26,355
November	30,565	30,207
December	33,092	33,564
January	35,981	36,412
February	40,754	40,129
March	43,729	44,639
April	44,671	
May	44,679	
June	44,679	

QUALITY

	Quantity	Base Number	Contract	AT	Region	England
% of FP17s for the same patient ID Re-attending within 3 months - Children	209	4,770	4.4%	9.9%	12.0%	12.3%
% of FP17s for the same patient ID Re-attending within 3 months - Adults	2,124	19,692	10.8%	13.6%	16.0%	16.7%
% of FP17s for the same patient ID Re-attending between 3 & 9 months - Children	3,471	4,770	72.8%	58.5%	58.8%	57.6%
% of FP17s for the same patient ID Re-attending between 3 & 9 months - Adults	13,046	19,692	66.3%	49.0%	51.2%	50.1%
% of FP17s for Band 1 Urgent Courses	441	23,852	1.8%	6.9%	8.0%	9.1%
% of FP17s Relating to Free Repair or Replacements	190	23,852	0.8%	0.8%	0.8%	0.8%
% of FP17s Relating to Continuations	536	23,852	2.2%	1.3%	1.2%	1.2%
% of Patients satisfied with the dentistry they have received	51	51	100.0%	92.7%	92.7%	92.8%
% of Patients satisfied with the time they had to wait for an appointment	51	51	100.0%	91.7%	89.1%	88.7%

* This is based on patients treated on this contract for their most recent course of treatment. Figures in italics indicate the base number of FP17s or Patient Questionnaire responses are less than 100. N/A is shown where the base number of responses is less than 10 during the period. % is calculated as Quantity/Base number*100

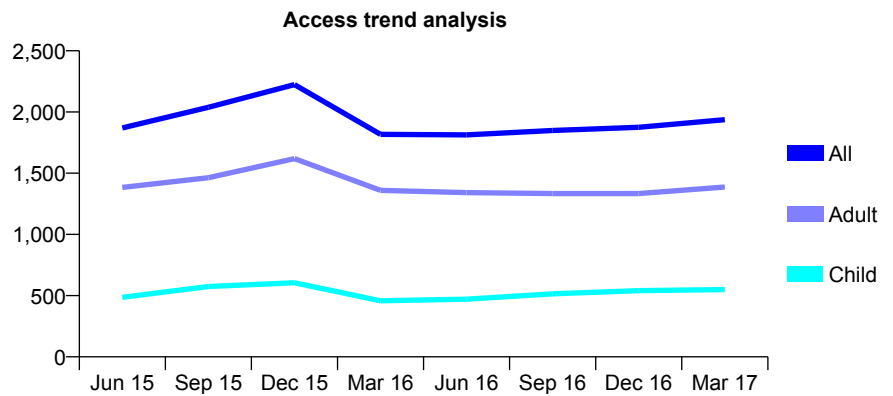
Q53 - Vital Signs At a Glance Contract Report for 334820/0002 - March 2017

Name or company name	MR AS DULKU
Contract type name	PDS Plus Contract
Purpose of contract	General
Contract start date	01/11/2010
Contract end date	31/03/2017

16/17 Contracted general activity (UDA)	5,000
Carry forward general activity (UDA)	-100
16/17 Contracted orthodontic activity (UOA)	0
Carry forward orthodontic activity (UOA)	0
Baseline contract value	£67,761.41

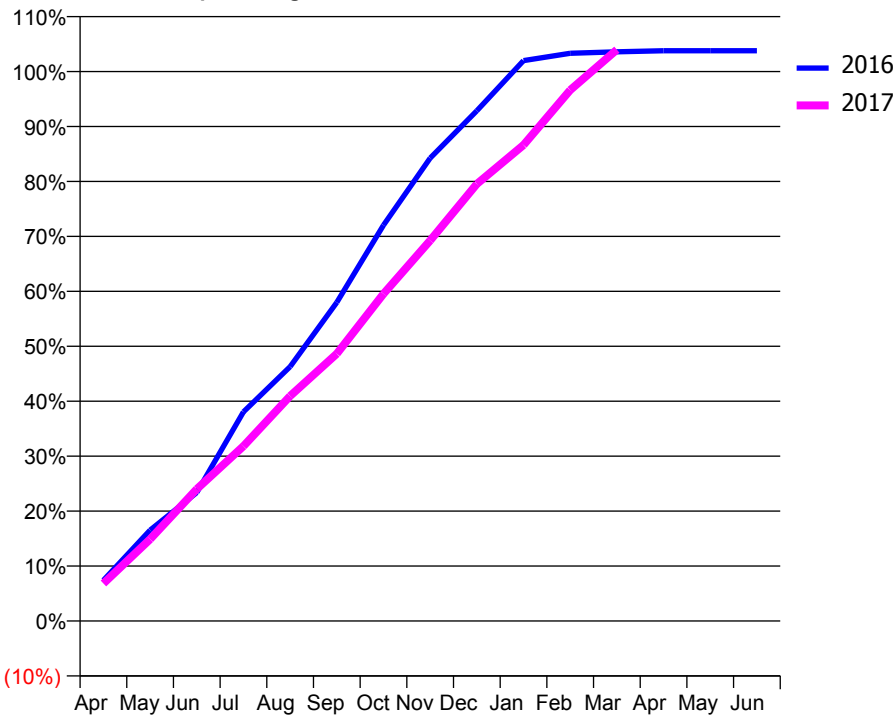
ACCESS*

Patients seen in 24 months	Total	Change since previous quarter
Quarter ending March 2016	1,818	
Quarter ending June 2016	1,813	→
Quarter ending September 2016	1,849	→
Quarter ending December 2016	1,875	→
Quarter ending March 2017	1,937	↑
Variance since March 2016	6.5%	↑



ACTIVITY

Cumulative percentage of contracted UDA delivered 2016 & 2017



Month	Adjusted Scheduled Activity (UDA)	
	2016	2017
April	371	341
May	827	744
June	1,169	1,201
July	1,904	1,591
August	2,314	2,048
September	2,899	2,433
October	3,602	2,977
November	4,212	3,463
December	4,643	3,977
January	5,100	4,331
February	5,166	4,831
March	5,179	5,198
April	5,189	
May	5,189	
June	5,189	

QUALITY

	Quantity	Base Number	Contract	AT	Region	England
% of FP17s for the same patient ID Re-attending within 3 months - Children	8	715	1.1%	9.9%	12.0%	12.3%
% of FP17s for the same patient ID Re-attending within 3 months - Adults	74	1,673	4.4%	13.6%	16.0%	16.7%
% of FP17s for the same patient ID Re-attending between 3 & 9 months - Children	266	715	37.2%	58.5%	58.8%	57.6%
% of FP17s for the same patient ID Re-attending between 3 & 9 months - Adults	629	1,673	37.6%	49.0%	51.2%	50.1%
% of FP17s for Band 1 Urgent Courses	21	2,380	0.9%	6.9%	8.0%	9.1%
% of FP17s Relating to Free Repair or Replacements	24	2,380	1.0%	0.8%	0.8%	0.8%
% of FP17s Relating to Continuations	17	2,380	0.7%	1.3%	1.2%	1.2%
% of Patients satisfied with the dentistry they have received	0	0	N/A	92.7%	92.7%	92.8%
% of Patients satisfied with the time they had to wait for an appointment	0	0	N/A	91.7%	89.1%	88.7%

* This is based on patients treated on this contract for their most recent course of treatment. Figures in italics indicate the base number of FP17s or Patient Questionnaire responses are less than 100. N/A is shown where the base number of responses is less than 10 during the period. % is calculated as Quantity/Base number*100

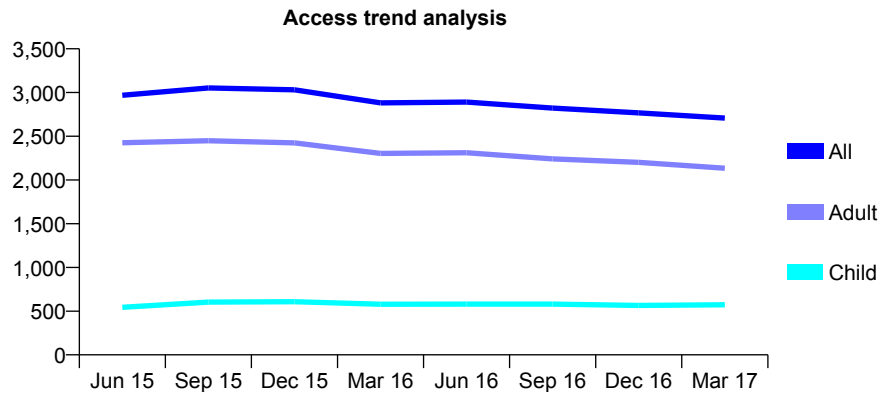
Q53 - Vital Signs At a Glance Contract Report for 339202/0001 - March 2017

Name or company name	MR M FIAZ
Contract type name	GDS Contract
Purpose of contract	General
Contract start date	01/04/2006
Contract end date	

16/17 Contracted general activity (UDA)	13,109
Carry forward general activity (UDA)	0
16/17 Contracted orthodontic activity (UOA)	0
Carry forward orthodontic activity (UOA)	0
Baseline contract value	£362,542.76

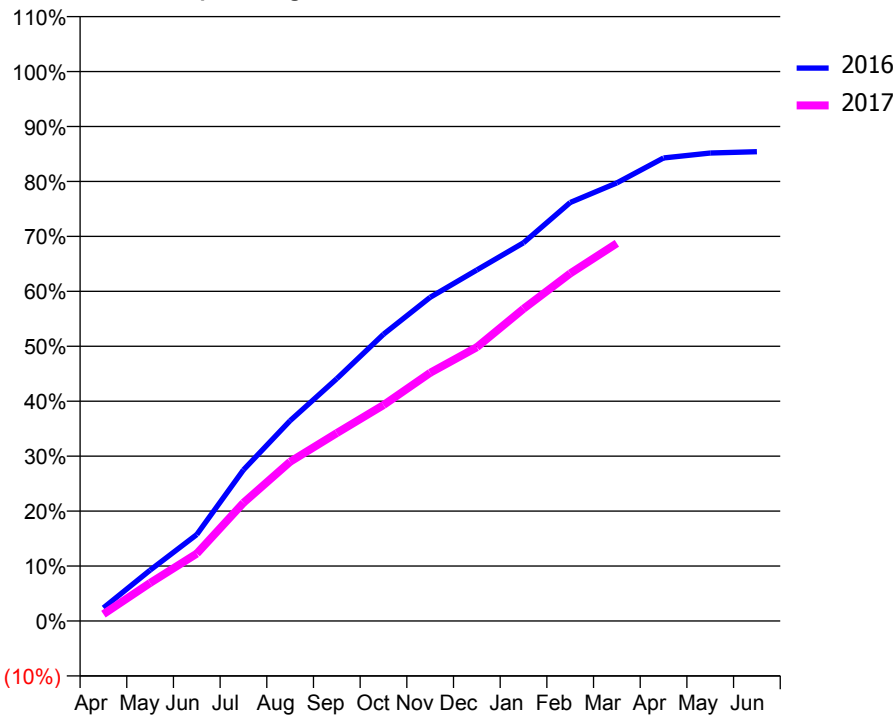
ACCESS*

Patients seen in 24 months	Total	Change since previous quarter
Quarter ending March 2016	2,881	
Quarter ending June 2016	2,891	→
Quarter ending September 2016	2,822	↓
Quarter ending December 2016	2,767	↓
Quarter ending March 2017	2,708	↓
Variance since March 2016	(6.0%)	↓



ACTIVITY

Cumulative percentage of contracted UDA delivered 2016 & 2017



Month	Adjusted Scheduled Activity (UDA)	
	2016	2017
April	313	163
May	1,213	908
June	2,062	1,609
July	3,605	2,820
August	4,781	3,799
September	5,781	4,483
October	6,842	5,150
November	7,723	5,922
December	8,374	6,533
January	9,023	7,447
February	9,985	8,293
March	10,451	9,012
April	11,047	
May	11,165	
June	11,196	

QUALITY

	Quantity	Base Number	Contract	AT	Region	England
% of FP17s for the same patient ID Re-attending within 3 months - Children	23	487	4.7%	9.9%	12.0%	12.3%
% of FP17s for the same patient ID Re-attending within 3 months - Adults	307	2,015	15.2%	13.6%	16.0%	16.7%
% of FP17s for the same patient ID Re-attending between 3 & 9 months - Children	113	487	23.2%	58.5%	58.8%	57.6%
% of FP17s for the same patient ID Re-attending between 3 & 9 months - Adults	457	2,015	22.7%	49.0%	51.2%	50.1%
% of FP17s for Band 1 Urgent Courses	90	2,251	4.0%	6.9%	8.0%	9.1%
% of FP17s Relating to Free Repair or Replacements	32	2,251	1.4%	0.8%	0.8%	0.8%
% of FP17s Relating to Continuations	55	2,251	2.4%	1.3%	1.2%	1.2%
% of Patients satisfied with the dentistry they have received	8	8	N/A	92.7%	92.7%	92.8%
% of Patients satisfied with the time they had to wait for an appointment	8	8	N/A	91.7%	89.1%	88.7%

* This is based on patients treated on this contract for their most recent course of treatment. Figures in italics indicate the base number of FP17s or Patient Questionnaire responses are less than 100. N/A is shown where the base number of responses is less than 10 during the period. % is calculated as Quantity/Base number*100

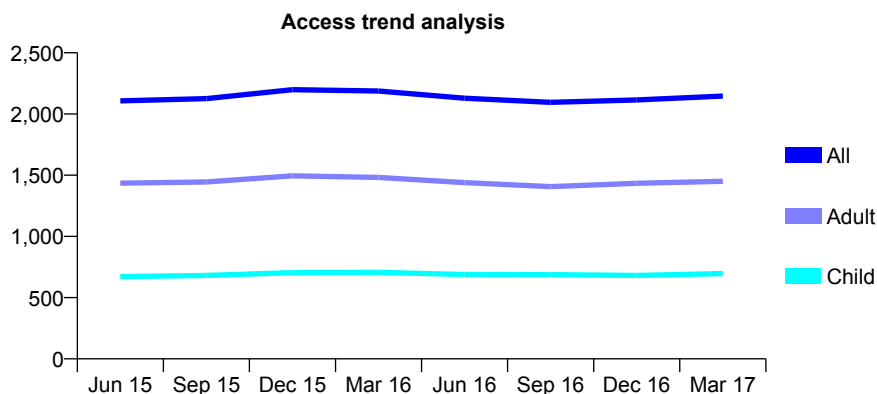
Q53 - Vital Signs At a Glance Contract Report for 339245/0001 - March 2017

Name or company name	MR SS TIWANA
Contract type name	GDS Contract
Purpose of contract	General
Contract start date	01/04/2006
Contract end date	

16/17 Contracted general activity (UDA)	6,915
Carry forward general activity (UDA)	0
16/17 Contracted orthodontic activity (UOA)	0
Carry forward orthodontic activity (UOA)	0
Baseline contract value	£198,752.00

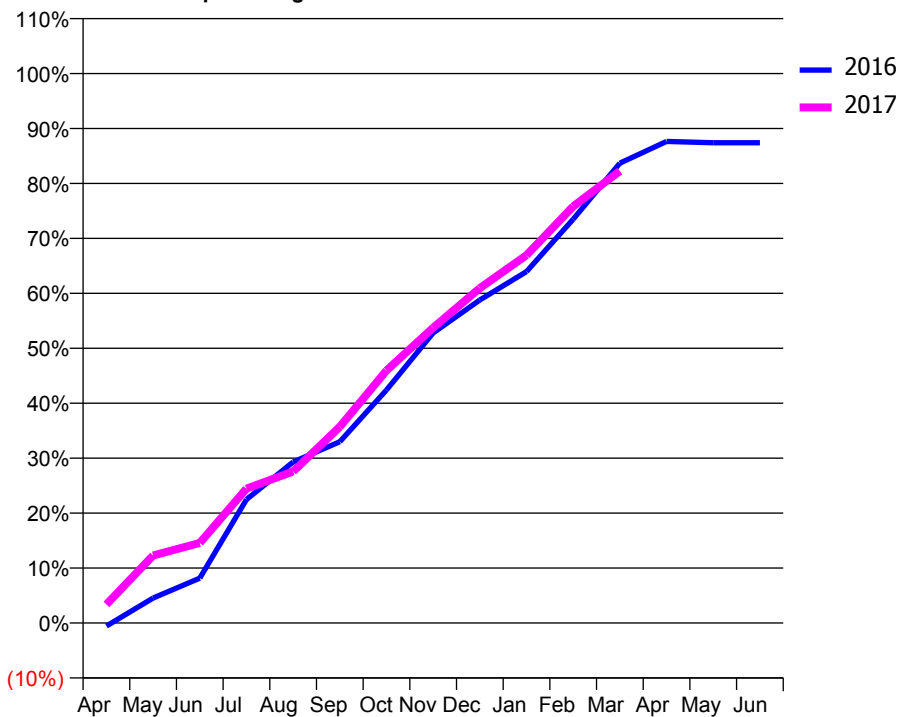
ACCESS*

Patients seen in 24 months	Total	Change since previous quarter
Quarter ending March 2016	2,188	
Quarter ending June 2016	2,129	↓
Quarter ending September 2016	2,095	↓
Quarter ending December 2016	2,115	→
Quarter ending March 2017	2,147	→
Variance since March 2016	(1.9%)	↓



ACTIVITY

Cumulative percentage of contracted UDA delivered 2016 & 2017



Month	Adjusted Scheduled Activity (UDA)	
	2016	2017
April	-39	234
May	315	850
June	565	1,007
July	1,554	1,691
August	2,026	1,907
September	2,281	2,469
October	2,933	3,177
November	3,651	3,716
December	4,066	4,215
January	4,423	4,628
February	5,082	5,243
March	5,787	5,688
April	6,060	
May	6,043	
June	6,043	

QUALITY

	Quantity	Base Number	Contract	AT	Region	England
% of FP17s for the same patient ID Re-attending within 3 months - Children	54	854	6.3%	9.9%	12.0%	12.3%
% of FP17s for the same patient ID Re-attending within 3 months - Adults	168	1,656	10.1%	13.6%	16.0%	16.7%
% of FP17s for the same patient ID Re-attending between 3 & 9 months - Children	510	854	59.7%	58.5%	58.8%	57.6%
% of FP17s for the same patient ID Re-attending between 3 & 9 months - Adults	902	1,656	54.5%	49.0%	51.2%	50.1%
% of FP17s for Band 1 Urgent Courses	81	2,410	3.4%	6.9%	8.0%	9.1%
% of FP17s Relating to Free Repair or Replacements	8	2,410	0.3%	0.8%	0.8%	0.8%
% of FP17s Relating to Continuations	43	2,410	1.8%	1.3%	1.2%	1.2%
% of Patients satisfied with the dentistry they have received	5	7	N/A	92.7%	92.7%	92.8%
% of Patients satisfied with the time they had to wait for an appointment	6	7	N/A	91.7%	89.1%	88.7%

* This is based on patients treated on this contract for their most recent course of treatment. Figures in italics indicate the base number of FP17s or Patient Questionnaire responses are less than 100. N/A is shown where the base number of responses is less than 10 during the period. % is calculated as Quantity/Base number*100

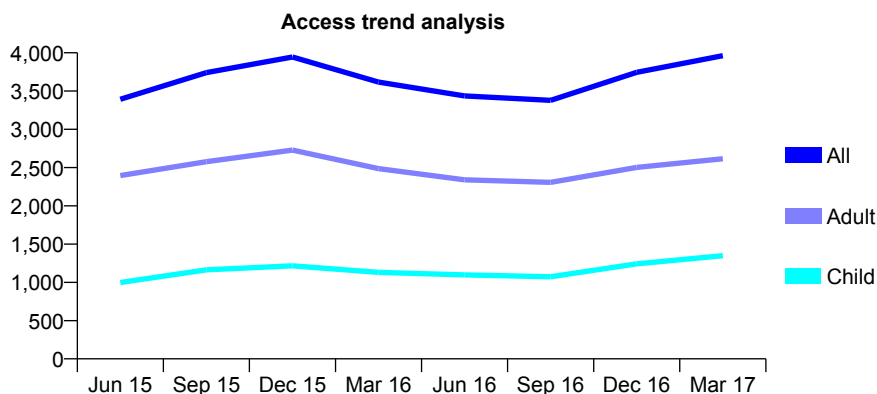
Q53 - Vital Signs At a Glance Contract Report for 339830/0001 - March 2017

Name or company name	MR D KAVANAGH
Contract type name	GDS Contract
Purpose of contract	General
Contract start date	01/04/2006
Contract end date	

16/17 Contracted general activity (UDA)	10,525
Carry forward general activity (UDA)	-210
16/17 Contracted orthodontic activity (UOA)	0
Carry forward orthodontic activity (UOA)	0
Baseline contract value	£247,252.51

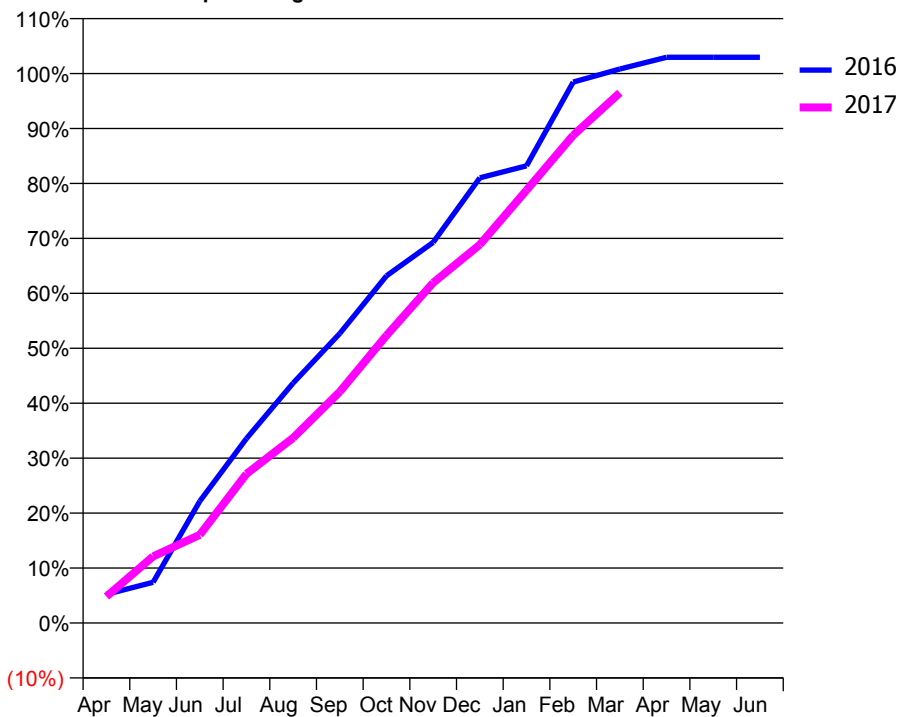
ACCESS*

Patients seen in 24 months	Total	Change since previous quarter
Quarter ending March 2016	3,617	
Quarter ending June 2016	3,437	↓
Quarter ending September 2016	3,378	↓
Quarter ending December 2016	3,744	↑
Quarter ending March 2017	3,963	↑
Variance since March 2016	9.6%	↑



ACTIVITY

Cumulative percentage of contracted UDA delivered 2016 & 2017



Month	Adjusted Scheduled Activity (UDA)	
	2016	2017
April	550	507
May	779	1,275
June	2,333	1,689
July	3,534	2,857
August	4,597	3,546
September	5,547	4,430
October	6,650	5,507
November	7,292	6,518
December	8,526	7,246
January	8,757	8,290
February	10,362	9,340
March	10,611	10,155
April	10,835	
May	10,835	
June	10,835	

QUALITY

	Quantity	Base Number	Contract	AT	Region	England
% of FP17s for the same patient ID Re-attending within 3 months - Children	98	1,852	5.3%	9.9%	12.0%	12.3%
% of FP17s for the same patient ID Re-attending within 3 months - Adults	328	2,965	11.1%	13.6%	16.0%	16.7%
% of FP17s for the same patient ID Re-attending between 3 & 9 months - Children	708	1,852	38.2%	58.5%	58.8%	57.6%
% of FP17s for the same patient ID Re-attending between 3 & 9 months - Adults	1,153	2,965	38.9%	49.0%	51.2%	50.1%
% of FP17s for Band 1 Urgent Courses	156	4,678	3.3%	6.9%	8.0%	9.1%
% of FP17s Relating to Free Repair or Replacements	29	4,678	0.6%	0.8%	0.8%	0.8%
% of FP17s Relating to Continuations	123	4,678	2.6%	1.3%	1.2%	1.2%
% of Patients satisfied with the dentistry they have received	10	11	90.9%	92.7%	92.7%	92.8%
% of Patients satisfied with the time they had to wait for an appointment	11	11	100.0%	91.7%	89.1%	88.7%

* This is based on patients treated on this contract for their most recent course of treatment. Figures in italics indicate the base number of FP17s or Patient Questionnaire responses are less than 100. N/A is shown where the base number of responses is less than 10 during the period. % is calculated as Quantity/Base number*100

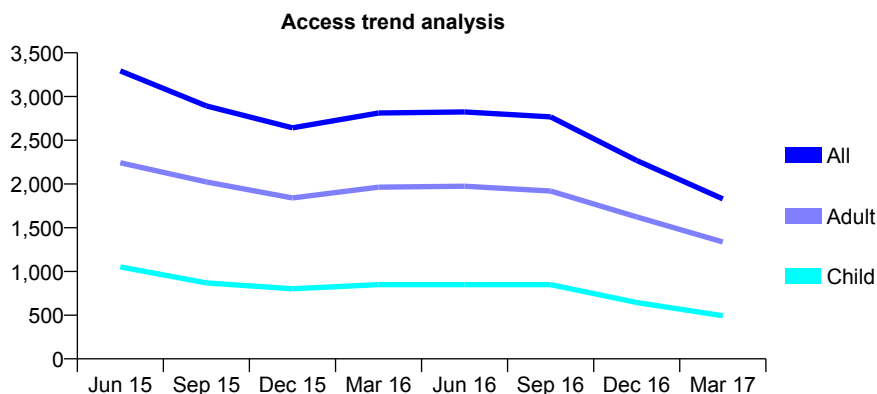
Q53 - Vital Signs At a Glance Contract Report for 339830/0002 - March 2017

Name or company name	MR D KAVANAGH
Contract type name	PDS Plus Contract
Purpose of contract	General
Contract start date	01/10/2010
Contract end date	31/03/2017

16/17 Contracted general activity (UDA)	7,700
Carry forward general activity (UDA)	-144
16/17 Contracted orthodontic activity (UOA)	0
Carry forward orthodontic activity (UOA)	0
Baseline contract value	£96,004.37

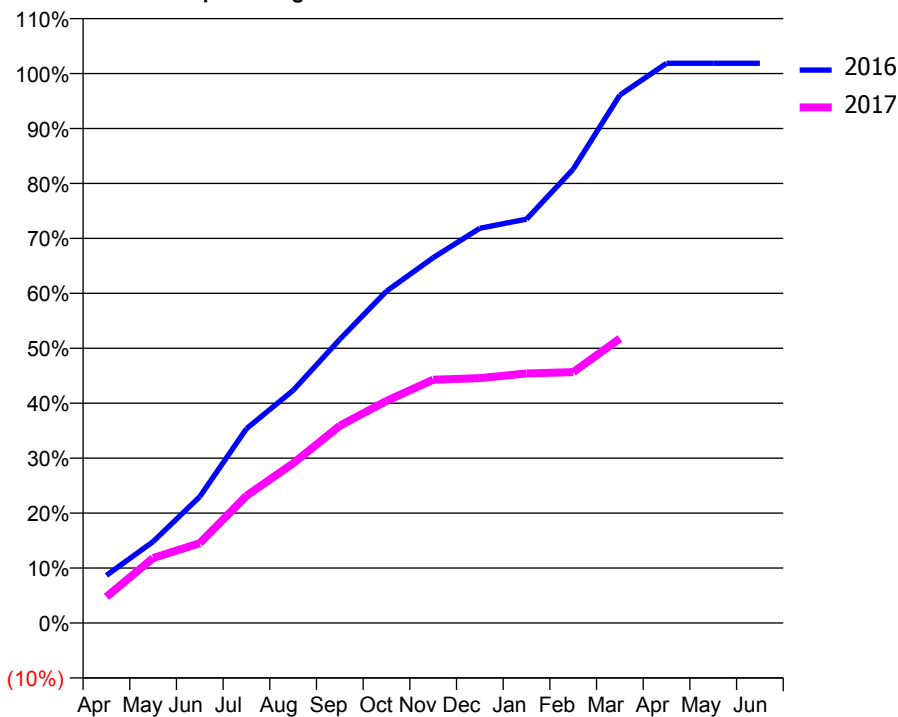
ACCESS*

Patients seen in 24 months	Total	Change since previous quarter
Quarter ending March 2016	2,812	
Quarter ending June 2016	2,823	→
Quarter ending September 2016	2,767	↓
Quarter ending December 2016	2,268	↓
Quarter ending March 2017	1,829	↓
Variance since March 2016	(35.0%)	↓



ACTIVITY

Cumulative percentage of contracted UDA delivered 2016 & 2017



Adjusted Scheduled Activity (UDA)

Month	2016	2017
April	668	367
May	1,141	910
June	1,770	1,119
July	2,724	1,783
August	3,259	2,237
September	3,976	2,765
October	4,650	3,112
November	5,119	3,410
December	5,531	3,432
January	5,660	3,497
February	6,359	3,516
March	7,398	3,986
April	7,844	
May	7,844	
June	7,844	

QUALITY

	Quantity	Base Number	Contract	AT	Region	England
% of FP17s for the same patient ID Re-attending within 3 months - Children	28	706	4.0%	9.9%	12.0%	12.3%
% of FP17s for the same patient ID Re-attending within 3 months - Adults	96	1,377	7.0%	13.6%	16.0%	16.7%
% of FP17s for the same patient ID Re-attending between 3 & 9 months - Children	231	706	32.7%	58.5%	58.8%	57.6%
% of FP17s for the same patient ID Re-attending between 3 & 9 months - Adults	521	1,377	37.8%	49.0%	51.2%	50.1%
% of FP17s for Band 1 Urgent Courses	61	1,845	3.3%	6.9%	8.0%	9.1%
% of FP17s Relating to Free Repair or Replacements	7	1,845	0.4%	0.8%	0.8%	0.8%
% of FP17s Relating to Continuations	28	1,845	1.5%	1.3%	1.2%	1.2%
% of Patients satisfied with the dentistry they have received	1	1	N/A	92.7%	92.7%	92.8%
% of Patients satisfied with the time they had to wait for an appointment	1	1	N/A	91.7%	89.1%	88.7%

* This is based on patients treated on this contract for their most recent course of treatment. Figures in italics indicate the base number of FP17s or Patient Questionnaire responses are less than 100. N/A is shown where the base number of responses is less than 10 during the period. % is calculated as Quantity/Base number*100

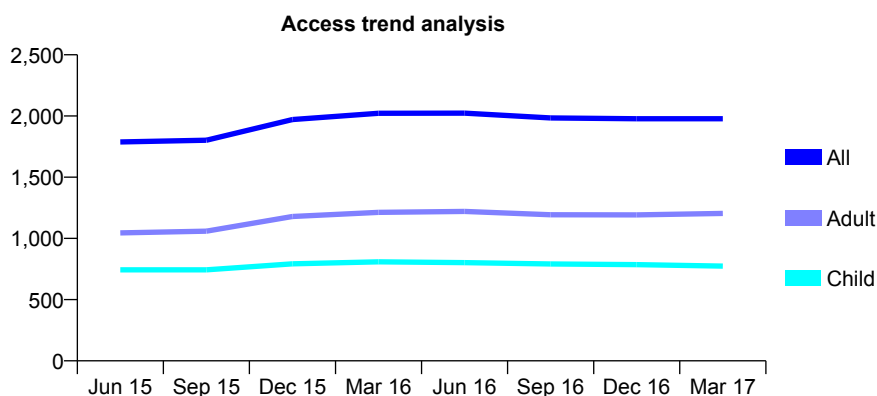
Q53 - Vital Signs At a Glance Contract Report for 340936/0001 - March 2017

Name or company name	MRS S RAHIMI
Contract type name	GDS Contract
Purpose of contract	General
Contract start date	01/04/2006
Contract end date	

16/17 Contracted general activity (UDA)	5,948
Carry forward general activity (UDA)	-118
16/17 Contracted orthodontic activity (UOA)	0
Carry forward orthodontic activity (UOA)	0
Baseline contract value	£174,229.79

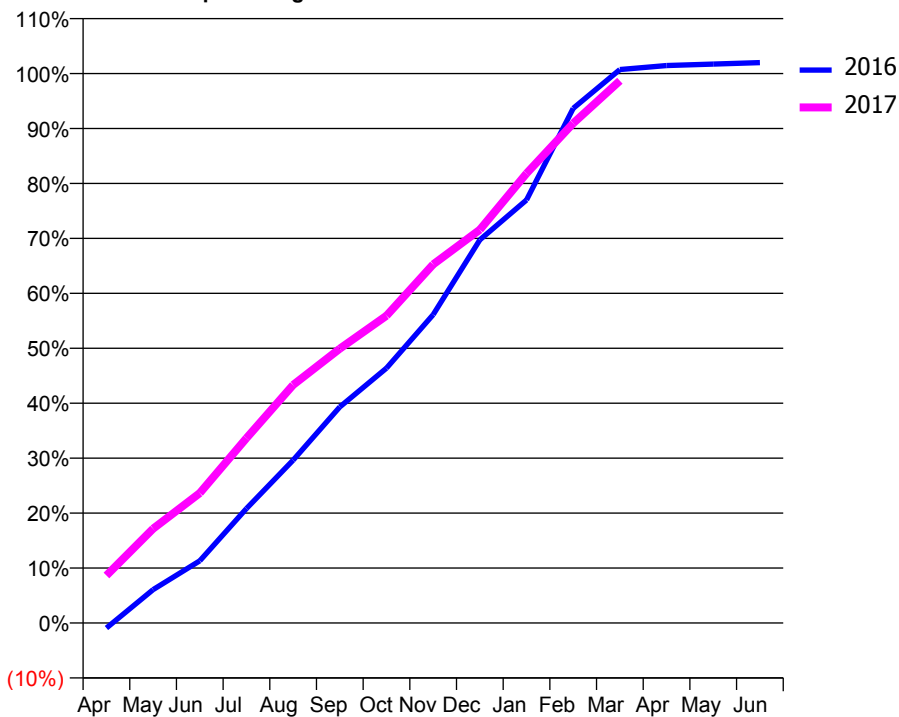
ACCESS*

Patients seen in 24 months	Total	Change since previous quarter
Quarter ending March 2016	2,022	
Quarter ending June 2016	2,023	→
Quarter ending September 2016	1,984	↓
Quarter ending December 2016	1,978	→
Quarter ending March 2017	1,978	→
Variance since March 2016	(2.2%)	↓



ACTIVITY

Cumulative percentage of contracted UDA delivered 2016 & 2017



Month	Adjusted Scheduled Activity (UDA)	
	2016	2017
April	-55	514
May	362	1,021
June	673	1,407
July	1,239	2,002
August	1,763	2,577
September	2,339	2,970
October	2,758	3,327
November	3,338	3,882
December	4,148	4,258
January	4,579	4,867
February	5,571	5,409
March	5,991	5,870
April	6,034	
May	6,050	
June	6,066	

QUALITY

	Quantity	Base Number	Contract	AT	Region	England
% of FP17s for the same patient ID Re-attending within 3 months - Children	103	1,238	8.3%	9.9%	12.0%	12.3%
% of FP17s for the same patient ID Re-attending within 3 months - Adults	288	1,696	17.0%	13.6%	16.0%	16.7%
% of FP17s for the same patient ID Re-attending between 3 & 9 months - Children	803	1,238	64.9%	58.5%	58.8%	57.6%
% of FP17s for the same patient ID Re-attending between 3 & 9 months - Adults	1,035	1,696	61.0%	49.0%	51.2%	50.1%
% of FP17s for Band 1 Urgent Courses	236	2,889	8.2%	6.9%	8.0%	9.1%
% of FP17s Relating to Free Repair or Replacements	33	2,889	1.1%	0.8%	0.8%	0.8%
% of FP17s Relating to Continuations	8	2,889	0.3%	1.3%	1.2%	1.2%
% of Patients satisfied with the dentistry they have received	3	3	N/A	92.7%	92.7%	92.8%
% of Patients satisfied with the time they had to wait for an appointment	3	3	N/A	91.7%	89.1%	88.7%

* This is based on patients treated on this contract for their most recent course of treatment. Figures in italics indicate the base number of FP17s or Patient Questionnaire responses are less than 100. N/A is shown where the base number of responses is less than 10 during the period. % is calculated as Quantity/Base number*100

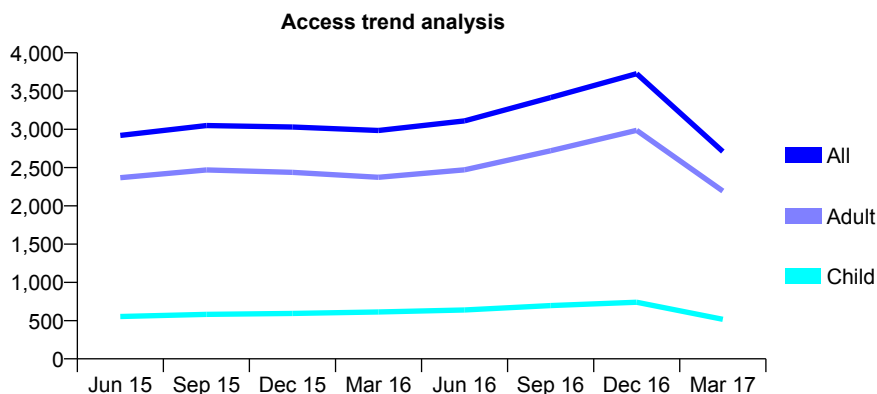
Q53 - Vital Signs At a Glance Contract Report for 342807/0001 - March 2017

Name or company name	MR HM MOSTAFA
Contract type name	GDS Contract
Purpose of contract	General
Contract start date	21/08/2006
Contract end date	

16/17 Contracted general activity (UDA)	8,075
Carry forward general activity (UDA)	-161
16/17 Contracted orthodontic activity (UOA)	0
Carry forward orthodontic activity (UOA)	0
Baseline contract value	£200,763.65

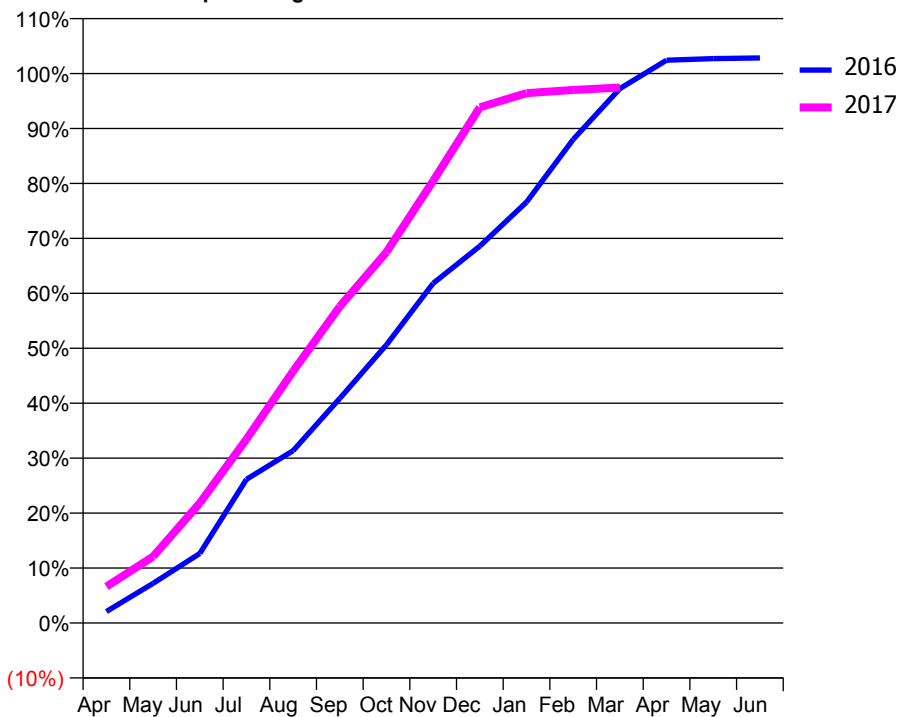
ACCESS*

Patients seen in 24 months	Total	Change since previous quarter
Quarter ending March 2016	2,985	
Quarter ending June 2016	3,110	↑
Quarter ending September 2016	3,416	↑
Quarter ending December 2016	3,727	↑
Quarter ending March 2017	2,710	↓
Variance since March 2016	(9.2%)	↓



ACTIVITY

Cumulative percentage of contracted UDA delivered 2016 & 2017



Month	Adjusted Scheduled Activity (UDA)	
	2016	2017
April	169	536
May	582	977
June	1,023	1,762
July	2,111	2,702
August	2,532	3,700
September	3,302	4,650
October	4,089	5,451
November	4,992	6,498
December	5,538	7,579
January	6,185	7,786
February	7,107	7,834
March	7,854	7,868
April	8,270	
May	8,293	
June	8,303	

QUALITY

	Quantity	Base Number	Contract	AT	Region	England
% of FP17s for the same patient ID Re-attending within 3 months - Children	58	829	7.0%	9.9%	12.0%	12.3%
% of FP17s for the same patient ID Re-attending within 3 months - Adults	419	2,903	14.4%	13.6%	16.0%	16.7%
% of FP17s for the same patient ID Re-attending between 3 & 9 months - Children	423	829	51.0%	58.5%	58.8%	57.6%
% of FP17s for the same patient ID Re-attending between 3 & 9 months - Adults	929	2,903	32.0%	49.0%	51.2%	50.1%
% of FP17s for Band 1 Urgent Courses	336	3,506	9.6%	6.9%	8.0%	9.1%
% of FP17s Relating to Free Repair or Replacements	49	3,506	1.4%	0.8%	0.8%	0.8%
% of FP17s Relating to Continuations	35	3,506	1.0%	1.3%	1.2%	1.2%
% of Patients satisfied with the dentistry they have received	8	8	N/A	92.7%	92.7%	92.8%
% of Patients satisfied with the time they had to wait for an appointment	6	8	N/A	91.7%	89.1%	88.7%

* This is based on patients treated on this contract for their most recent course of treatment. Figures in italics indicate the base number of FP17s or Patient Questionnaire responses are less than 100. N/A is shown where the base number of responses is less than 10 during the period. % is calculated as Quantity/Base number*100

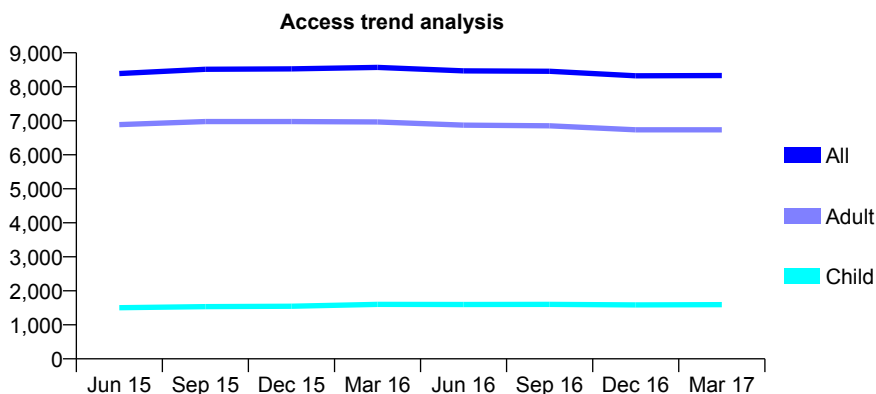
Q53 - Vital Signs At a Glance Contract Report for 343609/0001 - March 2017

Name or company name	MR A SAGHIR
Contract type name	GDS Contract
Purpose of contract	General
Contract start date	01/04/2006
Contract end date	

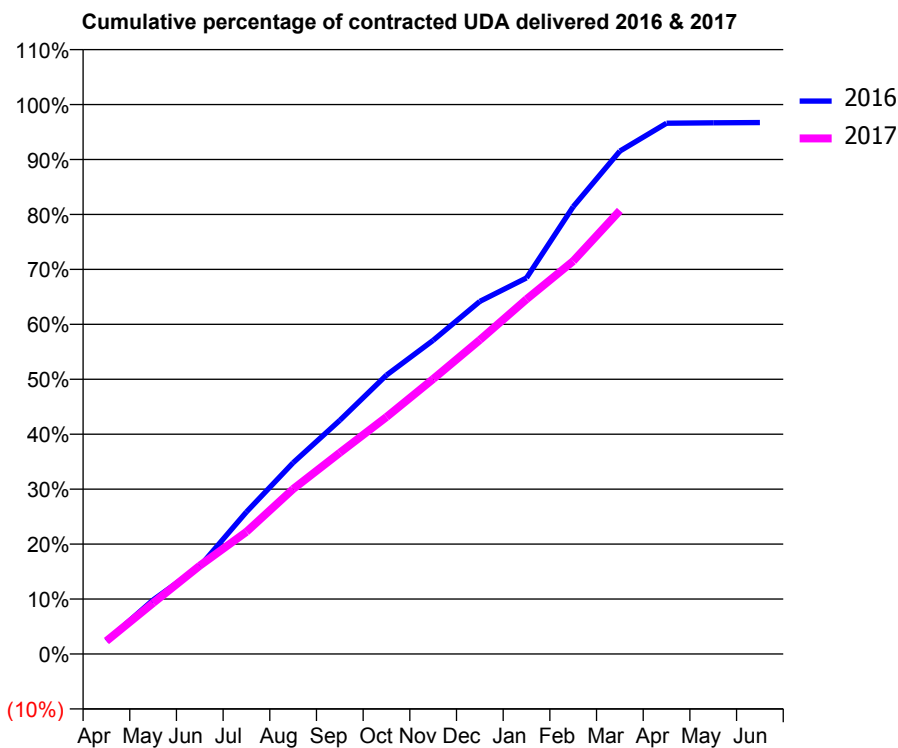
16/17 Contracted general activity (UDA)	22,885
Carry forward general activity (UDA)	0
16/17 Contracted orthodontic activity (UOA)	0
Carry forward orthodontic activity (UOA)	0
Baseline contract value	£635,793.30

ACCESS*

Patients seen in 24 months	Total	Change since previous quarter
Quarter ending March 2016	8,569	
Quarter ending June 2016	8,469	↓
Quarter ending September 2016	8,455	→
Quarter ending December 2016	8,325	↓
Quarter ending March 2017	8,330	→
Variance since March 2016	(2.8%)	↓



ACTIVITY



Month	Adjusted Scheduled Activity (UDA)	
	2016	2017
April	543	540
May	2,254	2,126
June	3,654	3,679
July	5,915	5,091
August	7,968	6,871
September	9,734	8,384
October	11,615	9,871
November	13,063	11,456
December	14,688	13,084
January	15,663	14,775
February	18,627	16,362
March	20,944	18,470
April	22,104	
May	22,125	
June	22,132	

QUALITY

	Quantity	Base Number	Contract	AT	Region	England
% of FP17s for the same patient ID Re-attending within 3 months - Children	110	2,186	5.0%	9.9%	12.0%	12.3%
% of FP17s for the same patient ID Re-attending within 3 months - Adults	1,253	8,470	14.8%	13.6%	16.0%	16.7%
% of FP17s for the same patient ID Re-attending between 3 & 9 months - Children	1,143	2,186	52.3%	58.5%	58.8%	57.6%
% of FP17s for the same patient ID Re-attending between 3 & 9 months - Adults	3,748	8,470	44.3%	49.0%	51.2%	50.1%
% of FP17s for Band 1 Urgent Courses	633	9,441	6.7%	6.9%	8.0%	9.1%
% of FP17s Relating to Free Repair or Replacements	146	9,441	1.5%	0.8%	0.8%	0.8%
% of FP17s Relating to Continuations	71	9,441	0.8%	1.3%	1.2%	1.2%
% of Patients satisfied with the dentistry they have received	15	17	88.2%	92.7%	92.7%	92.8%
% of Patients satisfied with the time they had to wait for an appointment	15	17	88.2%	91.7%	89.1%	88.7%

* This is based on patients treated on this contract for their most recent course of treatment. Figures in italics indicate the base number of FP17s or Patient Questionnaire responses are less than 100. N/A is shown where the base number of responses is less than 10 during the period. % is calculated as Quantity/Base number*100

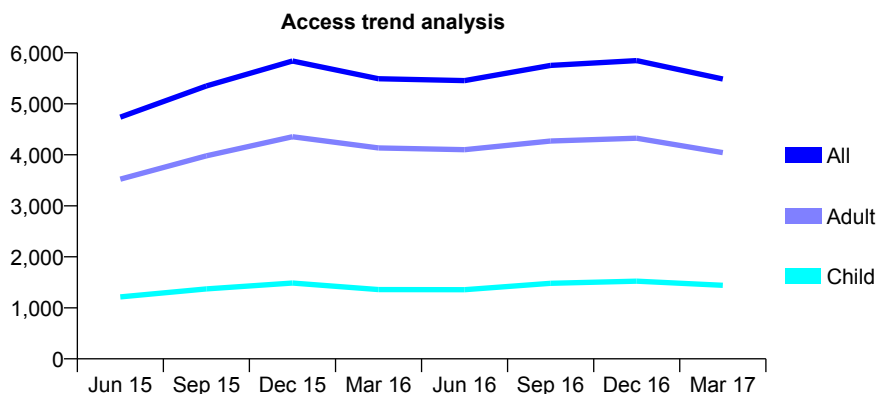
Q53 - Vital Signs At a Glance Contract Report for 345423/0001 - March 2017

Name or company name	MR T MOODLEY
Contract type name	GDS Contract
Purpose of contract	General
Contract start date	01/04/2006
Contract end date	

16/17 Contracted general activity (UDA)	14,129
Carry forward general activity (UDA)	98
16/17 Contracted orthodontic activity (UOA)	0
Carry forward orthodontic activity (UOA)	0
Baseline contract value	£367,563.41

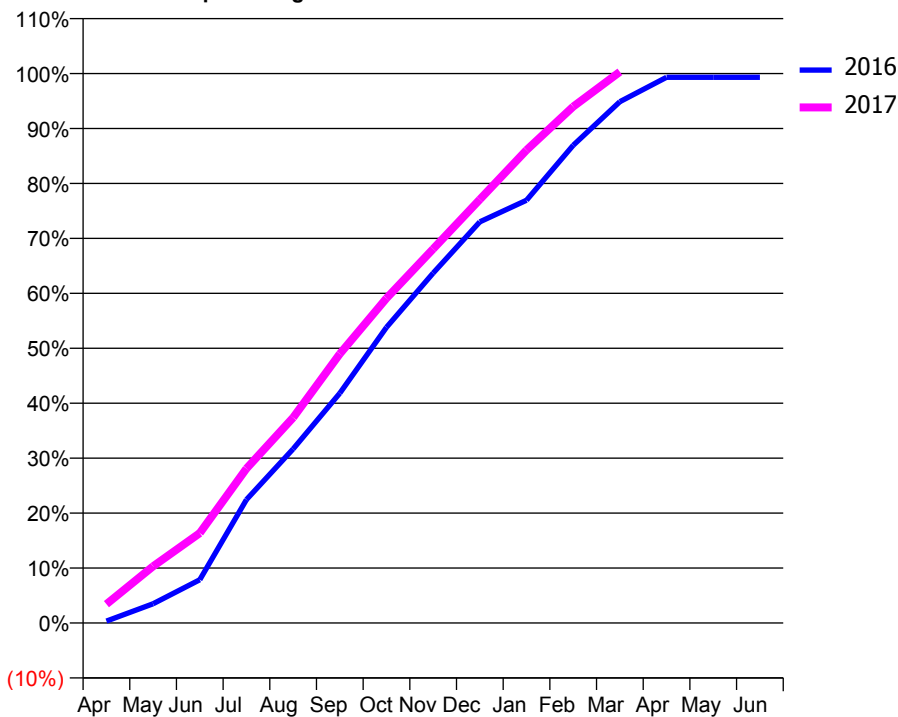
ACCESS*

Patients seen in 24 months	Total	Change since previous quarter
Quarter ending March 2016	5,492	
Quarter ending June 2016	5,455	→
Quarter ending September 2016	5,752	↑
Quarter ending December 2016	5,847	→
Quarter ending March 2017	5,485	↓
Variance since March 2016	(0.1%)	→



ACTIVITY

Cumulative percentage of contracted UDA delivered 2016 & 2017



Month	Adjusted Scheduled Activity (UDA)	
	2016	2017
April	51	486
May	494	1,458
June	1,111	2,311
July	3,172	3,972
August	4,478	5,282
September	5,910	6,919
October	7,602	8,352
November	8,999	9,621
December	10,315	10,892
January	10,870	12,160
February	12,283	13,278
March	13,405	14,173
April	14,030	
May	14,030	
June	14,030	

QUALITY

	Quantity	Base Number	Contract	AT	Region	England
% of FP17s for the same patient ID Re-attending within 3 months - Children	112	2,092	5.4%	9.9%	12.0%	12.3%
% of FP17s for the same patient ID Re-attending within 3 months - Adults	663	5,533	12.0%	13.6%	16.0%	16.7%
% of FP17s for the same patient ID Re-attending between 3 & 9 months - Children	799	2,092	38.2%	58.5%	58.8%	57.6%
% of FP17s for the same patient ID Re-attending between 3 & 9 months - Adults	1,902	5,533	34.4%	49.0%	51.2%	50.1%
% of FP17s for Band 1 Urgent Courses	216	6,538	3.3%	6.9%	8.0%	9.1%
% of FP17s Relating to Free Repair or Replacements	56	6,538	0.9%	0.8%	0.8%	0.8%
% of FP17s Relating to Continuations	218	6,538	3.3%	1.3%	1.2%	1.2%
% of Patients satisfied with the dentistry they have received	6	7	N/A	92.7%	92.7%	92.8%
% of Patients satisfied with the time they had to wait for an appointment	7	7	N/A	91.7%	89.1%	88.7%

* This is based on patients treated on this contract for their most recent course of treatment. Figures in italics indicate the base number of FP17s or Patient Questionnaire responses are less than 100. N/A is shown where the base number of responses is less than 10 during the period. % is calculated as Quantity/Base number*100

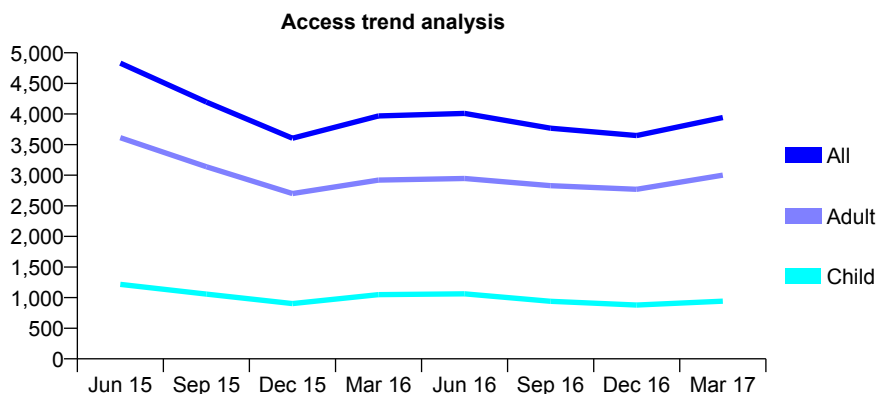
Q53 - Vital Signs At a Glance Contract Report for 345423/0002 - March 2017

Name or company name	MR T MOODLEY
Contract type name	PDS Plus Contract
Purpose of contract	General
Contract start date	01/04/2011
Contract end date	31/03/2017

16/17 Contracted general activity (UDA)	10,000
Carry forward general activity (UDA)	1
16/17 Contracted orthodontic activity (UOA)	0
Carry forward orthodontic activity (UOA)	0
Baseline contract value	£190,374.46

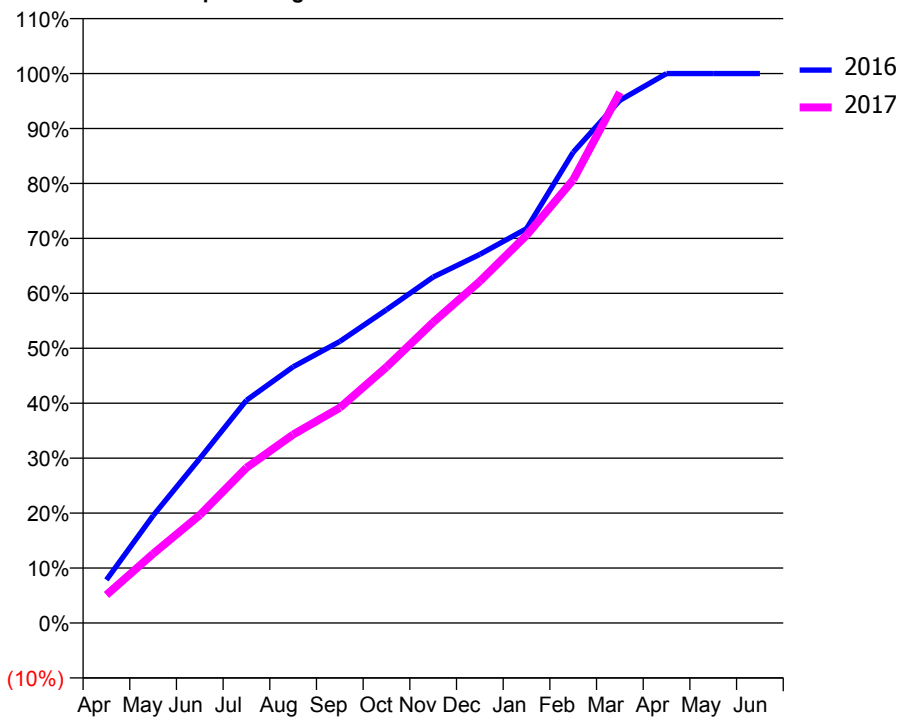
ACCESS*

Patients seen in 24 months	Total	Change since previous quarter
Quarter ending March 2016	3,968	
Quarter ending June 2016	4,009	→
Quarter ending September 2016	3,767	↓
Quarter ending December 2016	3,649	↓
Quarter ending March 2017	3,942	↑
Variance since March 2016	(0.7%)	→



ACTIVITY

Cumulative percentage of contracted UDA delivered 2016 & 2017



Month	Adjusted Scheduled Activity (UDA)	
	2016	2017
April	785	512
May	1,954	1,261
June	2,994	1,963
July	4,054	2,826
August	4,663	3,429
September	5,125	3,918
October	5,701	4,657
November	6,296	5,474
December	6,709	6,217
January	7,176	7,054
February	8,567	8,064
March	9,511	9,656
April	10,000	
May	9,999	
June	9,999	

QUALITY

	Quantity	Base Number	Contract	AT	Region	England
% of FP17s for the same patient ID Re-attending within 3 months - Children	44	1,289	3.4%	9.9%	12.0%	12.3%
% of FP17s for the same patient ID Re-attending within 3 months - Adults	354	3,682	9.6%	13.6%	16.0%	16.7%
% of FP17s for the same patient ID Re-attending between 3 & 9 months - Children	486	1,289	37.7%	58.5%	58.8%	57.6%
% of FP17s for the same patient ID Re-attending between 3 & 9 months - Adults	1,106	3,682	30.0%	49.0%	51.2%	50.1%
% of FP17s for Band 1 Urgent Courses	192	4,768	4.0%	6.9%	8.0%	9.1%
% of FP17s Relating to Free Repair or Replacements	44	4,768	0.9%	0.8%	0.8%	0.8%
% of FP17s Relating to Continuations	57	4,768	1.2%	1.3%	1.2%	1.2%
% of Patients satisfied with the dentistry they have received	5	5	N/A	92.7%	92.7%	92.8%
% of Patients satisfied with the time they had to wait for an appointment	5	5	N/A	91.7%	89.1%	88.7%

* This is based on patients treated on this contract for their most recent course of treatment. Figures in italics indicate the base number of FP17s or Patient Questionnaire responses are less than 100. N/A is shown where the base number of responses is less than 10 during the period. % is calculated as Quantity/Base number*100

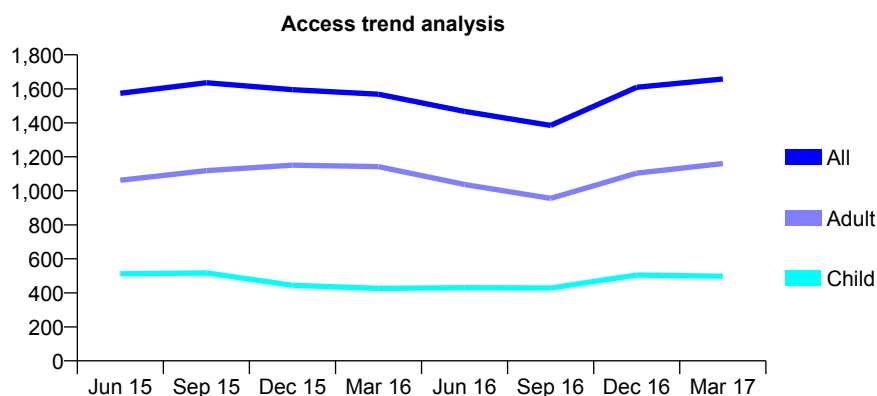
Q53 - Vital Signs At a Glance Contract Report for 358584/0001 - March 2017

Name or company name	MR A PANDEY
Contract type name	GDS Contract
Purpose of contract	General
Contract start date	01/04/2006
Contract end date	

16/17 Contracted general activity (UDA)	7,523
Carry forward general activity (UDA)	10
16/17 Contracted orthodontic activity (UOA)	0
Carry forward orthodontic activity (UOA)	0
Baseline contract value	£274,760.05

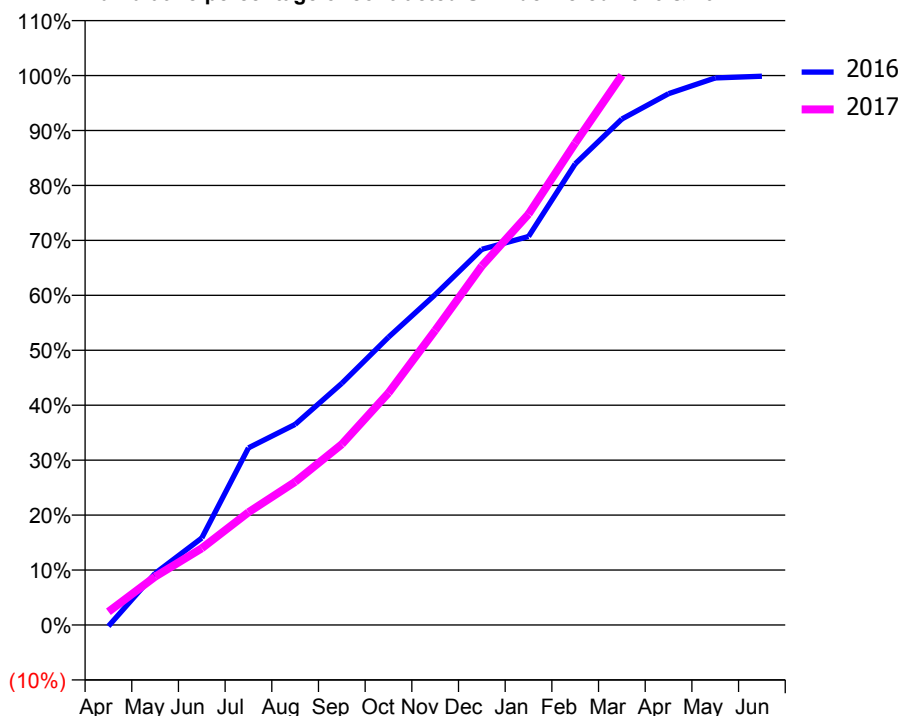
ACCESS*

Patients seen in 24 months	Total	Change since previous quarter
Quarter ending March 2016	1,568	
Quarter ending June 2016	1,467	↓
Quarter ending September 2016	1,385	↓
Quarter ending December 2016	1,609	↑
Quarter ending March 2017	1,658	↑
Variance since March 2016	5.7%	↑



ACTIVITY

Cumulative percentage of contracted UDA delivered 2016 & 2017



Month	Adjusted Scheduled Activity (UDA)	
	2016	2017
April	-18	182
May	707	662
June	1,192	1,050
July	2,424	1,543
August	2,746	1,960
September	3,310	2,475
October	3,941	3,177
November	4,524	4,033
December	5,143	4,915
January	5,319	5,625
February	6,314	6,598
March	6,928	7,526
April	7,274	
May	7,489	
June	7,513	

QUALITY

	Quantity	Base Number	Contract	AT	Region	England
% of FP17s for the same patient ID Re-attending within 3 months - Children	30	646	4.6%	9.9%	12.0%	12.3%
% of FP17s for the same patient ID Re-attending within 3 months - Adults	147	1,479	9.9%	13.6%	16.0%	16.7%
% of FP17s for the same patient ID Re-attending between 3 & 9 months - Children	224	646	34.7%	58.5%	58.8%	57.6%
% of FP17s for the same patient ID Re-attending between 3 & 9 months - Adults	399	1,479	27.0%	49.0%	51.2%	50.1%
% of FP17s for Band 1 Urgent Courses	205	2,005	10.2%	6.9%	8.0%	9.1%
% of FP17s Relating to Free Repair or Replacements	28	2,005	1.4%	0.8%	0.8%	0.8%
% of FP17s Relating to Continuations	24	2,005	1.2%	1.3%	1.2%	1.2%
% of Patients satisfied with the dentistry they have received	2	2	N/A	92.7%	92.7%	92.8%
% of Patients satisfied with the time they had to wait for an appointment	2	2	N/A	91.7%	89.1%	88.7%

* This is based on patients treated on this contract for their most recent course of treatment. Figures in italics indicate the base number of FP17s or Patient Questionnaire responses are less than 100. N/A is shown where the base number of responses is less than 10 during the period. % is calculated as Quantity/Base number*100

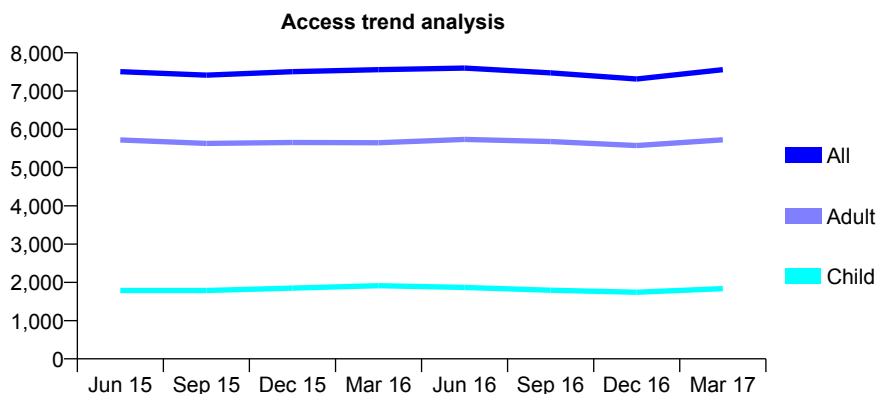
Q53 - Vital Signs At a Glance Contract Report for 358584/0002 - March 2017

Name or company name	MR A PANDEY
Contract type name	PDS Plus Contract
Purpose of contract	General
Contract start date	01/09/2010
Contract end date	31/03/2017

16/17 Contracted general activity (UDA)	26,200
Carry forward general activity (UDA)	0
16/17 Contracted orthodontic activity (UOA)	0
Carry forward orthodontic activity (UOA)	0
Baseline contract value	£312,461.41

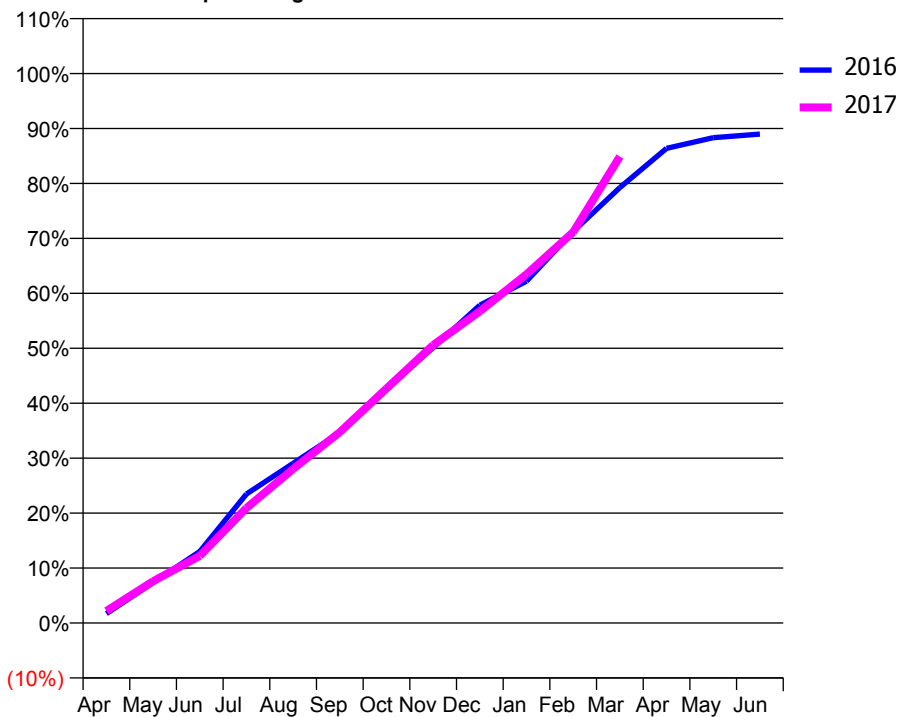
ACCESS*

Patients seen in 24 months	Total	Change since previous quarter
Quarter ending March 2016	7,559	
Quarter ending June 2016	7,600	→
Quarter ending September 2016	7,476	↓
Quarter ending December 2016	7,316	↓
Quarter ending March 2017	7,560	↑
Variance since March 2016	0.0%	→



ACTIVITY

Cumulative percentage of contracted UDA delivered 2016 & 2017



Month	Adjusted Scheduled Activity (UDA)	
	2016	2017
April	449	573
May	1,933	1,993
June	3,411	3,200
July	6,153	5,484
August	7,613	7,347
September	9,083	9,100
October	11,159	11,179
November	13,135	13,250
December	15,157	14,860
January	16,300	16,631
February	18,673	18,639
March	20,764	22,244
April	22,631	
May	23,141	
June	23,312	

QUALITY

	Quantity	Base Number	Contract	AT	Region	England
% of FP17s for the same patient ID Re-attending within 3 months - Children	133	2,363	5.6%	9.9%	12.0%	12.3%
% of FP17s for the same patient ID Re-attending within 3 months - Adults	882	7,170	12.3%	13.6%	16.0%	16.7%
% of FP17s for the same patient ID Re-attending between 3 & 9 months - Children	1,190	2,363	50.4%	58.5%	58.8%	57.6%
% of FP17s for the same patient ID Re-attending between 3 & 9 months - Adults	2,986	7,170	41.6%	49.0%	51.2%	50.1%
% of FP17s for Band 1 Urgent Courses	614	8,895	6.9%	6.9%	8.0%	9.1%
% of FP17s Relating to Free Repair or Replacements	82	8,895	0.9%	0.8%	0.8%	0.8%
% of FP17s Relating to Continuations	187	8,895	2.1%	1.3%	1.2%	1.2%
% of Patients satisfied with the dentistry they have received	21	22	95.5%	92.7%	92.7%	92.8%
% of Patients satisfied with the time they had to wait for an appointment	21	22	95.5%	91.7%	89.1%	88.7%

* This is based on patients treated on this contract for their most recent course of treatment. Figures in italics indicate the base number of FP17s or Patient Questionnaire responses are less than 100. N/A is shown where the base number of responses is less than 10 during the period. % is calculated as Quantity/Base number*100

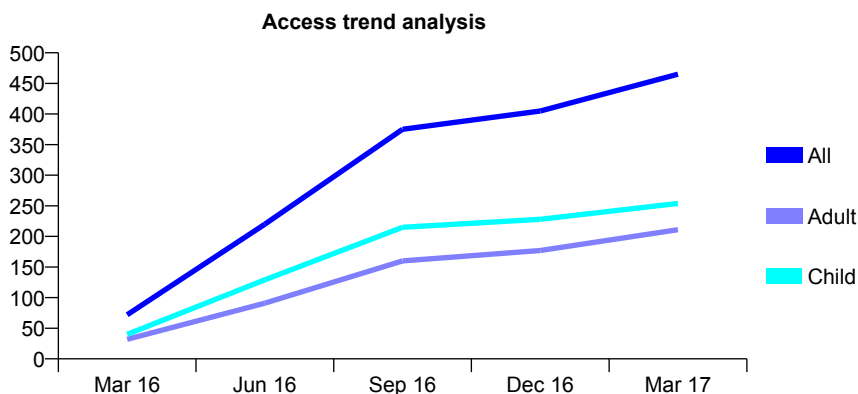
Q53 - Vital Signs At a Glance Contract Report for 499579/0001 - March 2017

Name or company name	MR SR GIBSON-SEXTON
Contract type name	GDS Contract
Purpose of contract	General
Contract start date	01/12/2015
Contract end date	

16/17 Contracted general activity (UDA)	1,192
Carry forward general activity (UDA)	45
16/17 Contracted orthodontic activity (UOA)	0
Carry forward orthodontic activity (UOA)	0
Baseline contract value	£25,568.16

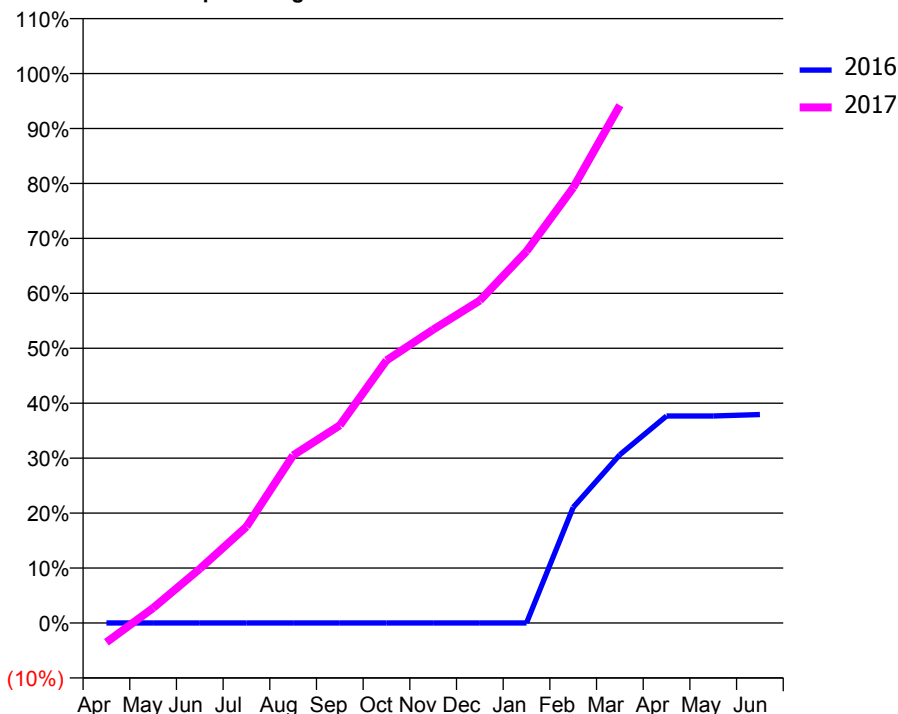
ACCESS*

Patients seen in 24 months	Total	Change since previous quarter
Quarter ending March 2016	72	
Quarter ending June 2016	220	↑
Quarter ending September 2016	375	↑
Quarter ending December 2016	405	↑
Quarter ending March 2017	465	↑
Variance since March 2016	545.8%	↑



ACTIVITY

Cumulative percentage of contracted UDA delivered 2016 & 2017



Month	Adjusted Scheduled Activity (UDA)	
	2016	2017
April	0	-42
May	0	33
June	0	118
July	0	209
August	0	364
September	0	429
October	0	570
November	0	636
December	0	700
January	0	806
February	84	944
March	122	1,123
April	150	
May	150	
June	151	

QUALITY

	Quantity	Base Number	Contract	AT	Region	England
% of FP17s for the same patient ID Re-attending within 3 months - Children	19	435	4.4%	9.9%	12.0%	12.3%
% of FP17s for the same patient ID Re-attending within 3 months - Adults	27	302	8.9%	13.6%	16.0%	16.7%
% of FP17s for the same patient ID Re-attending between 3 & 9 months - Children	163	435	37.5%	58.5%	58.8%	57.6%
% of FP17s for the same patient ID Re-attending between 3 & 9 months - Adults	99	302	32.8%	49.0%	51.2%	50.1%
% of FP17s for Band 1 Urgent Courses	26	731	3.6%	6.9%	8.0%	9.1%
% of FP17s Relating to Free Repair or Replacements	0	731	0.0%	0.8%	0.8%	0.8%
% of FP17s Relating to Continuations	2	731	0.3%	1.3%	1.2%	1.2%
% of Patients satisfied with the dentistry they have received	3	3	N/A	92.7%	92.7%	92.8%
% of Patients satisfied with the time they had to wait for an appointment	3	3	N/A	91.7%	89.1%	88.7%

* This is based on patients treated on this contract for their most recent course of treatment. Figures in italics indicate the base number of FP17s or Patient Questionnaire responses are less than 100. N/A is shown where the base number of responses is less than 10 during the period. % is calculated as Quantity/Base number*100

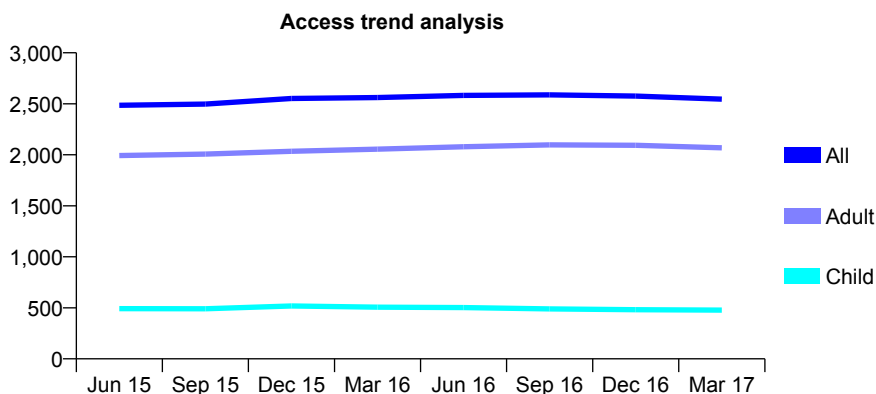
Q53 - Vital Signs At a Glance Contract Report for 564931/0001 - March 2017

Name or company name	MR PC SEE
Contract type name	GDS Contract
Purpose of contract	General
Contract start date	01/04/2006
Contract end date	

16/17 Contracted general activity (UDA)	7,635
Carry forward general activity (UDA)	-152
16/17 Contracted orthodontic activity (UOA)	0
Carry forward orthodontic activity (UOA)	0
Baseline contract value	£186,825.83

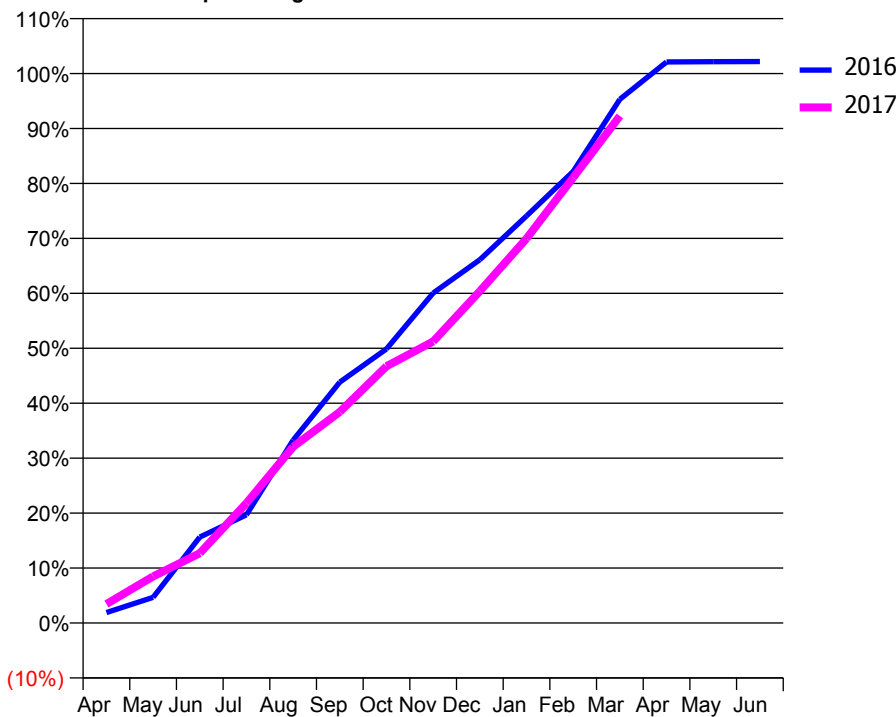
ACCESS*

Patients seen in 24 months	Total	Change since previous quarter
Quarter ending March 2016	2,562	
Quarter ending June 2016	2,582	→
Quarter ending September 2016	2,588	→
Quarter ending December 2016	2,576	→
Quarter ending March 2017	2,546	↓
Variance since March 2016	(0.6%)	→



ACTIVITY

Cumulative percentage of contracted UDA delivered 2016 & 2017



Month	Adjusted Scheduled Activity (UDA)	
	2016	2017
April	145	264
May	356	648
June	1,195	970
July	1,503	1,667
August	2,541	2,449
September	3,347	2,935
October	3,809	3,568
November	4,584	3,912
December	5,048	4,610
January	5,656	5,343
February	6,275	6,189
March	7,277	7,046
April	7,796	
May	7,799	
June	7,801	

QUALITY

	Quantity	Base Number	Contract	AT	Region	England
% of FP17s for the same patient ID Re-attending within 3 months - Children	61	649	9.4%	9.9%	12.0%	12.3%
% of FP17s for the same patient ID Re-attending within 3 months - Adults	727	3,147	23.1%	13.6%	16.0%	16.7%
% of FP17s for the same patient ID Re-attending between 3 & 9 months - Children	336	649	51.8%	58.5%	58.8%	57.6%
% of FP17s for the same patient ID Re-attending between 3 & 9 months - Adults	1,508	3,147	47.9%	49.0%	51.2%	50.1%
% of FP17s for Band 1 Urgent Courses	462	3,551	13.0%	6.9%	8.0%	9.1%
% of FP17s Relating to Free Repair or Replacements	140	3,551	3.9%	0.8%	0.8%	0.8%
% of FP17s Relating to Continuations	103	3,551	2.9%	1.3%	1.2%	1.2%
% of Patients satisfied with the dentistry they have received	9	9	N/A	92.7%	92.7%	92.8%
% of Patients satisfied with the time they had to wait for an appointment	9	9	N/A	91.7%	89.1%	88.7%

* This is based on patients treated on this contract for their most recent course of treatment. Figures in italics indicate the base number of FP17s or Patient Questionnaire responses are less than 100. N/A is shown where the base number of responses is less than 10 during the period. % is calculated as Quantity/Base number*100

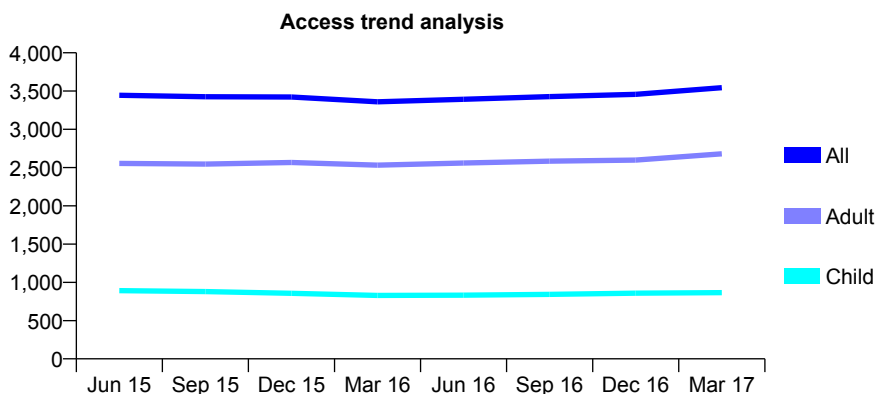
Q53 - Vital Signs At a Glance Contract Report for 569925/0001 - March 2017

Name or company name	MR AR ASHTON
Contract type name	GDS Contract
Purpose of contract	General
Contract start date	01/04/2006
Contract end date	

16/17 Contracted general activity (UDA)	9,986
Carry forward general activity (UDA)	0
16/17 Contracted orthodontic activity (UOA)	0
Carry forward orthodontic activity (UOA)	0
Baseline contract value	£241,476.79

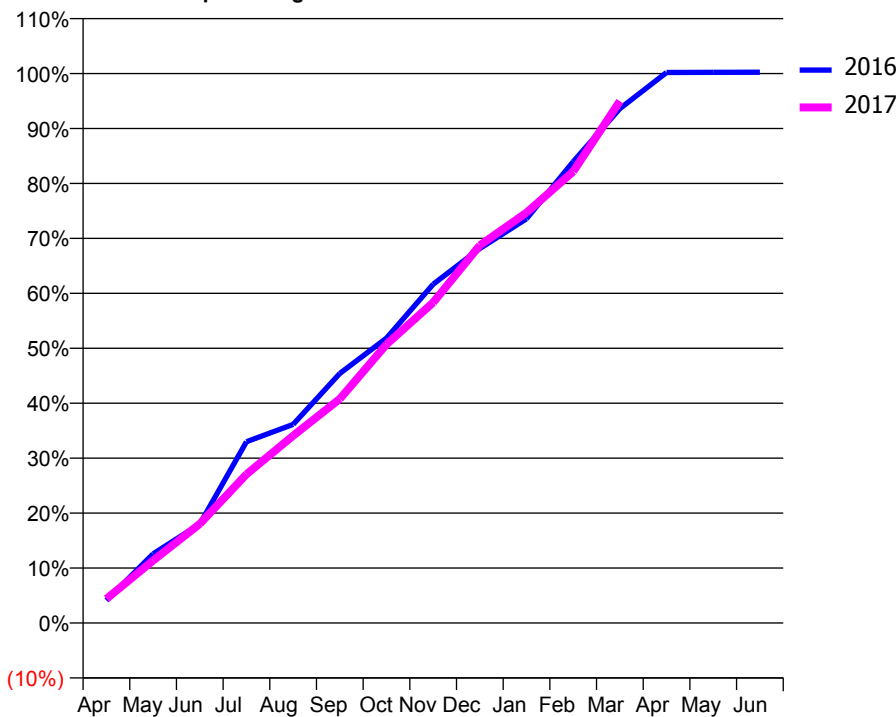
ACCESS*

Patients seen in 24 months	Total	Change since previous quarter
Quarter ending March 2016	3,360	
Quarter ending June 2016	3,392	→
Quarter ending September 2016	3,427	→
Quarter ending December 2016	3,457	→
Quarter ending March 2017	3,544	↑
Variance since March 2016	5.5%	↑



ACTIVITY

Cumulative percentage of contracted UDA delivered 2016 & 2017



Adjusted Scheduled Activity (UDA)

Month	2016	2017
April	411	440
May	1,256	1,135
June	1,800	1,802
July	3,294	2,704
August	3,609	3,404
September	4,534	4,072
October	5,178	5,064
November	6,155	5,825
December	6,805	6,863
January	7,346	7,458
February	8,384	8,204
March	9,348	9,485
April	10,004	
May	10,008	
June	10,009	

QUALITY

	Quantity	Base Number	Contract	AT	Region	England
% of FP17s for the same patient ID Re-attending within 3 months - Children	64	1,078	5.9%	9.9%	12.0%	12.3%
% of FP17s for the same patient ID Re-attending within 3 months - Adults	240	3,395	7.1%	13.6%	16.0%	16.7%
% of FP17s for the same patient ID Re-attending between 3 & 9 months - Children	561	1,078	52.0%	58.5%	58.8%	57.6%
% of FP17s for the same patient ID Re-attending between 3 & 9 months - Adults	1,939	3,395	57.1%	49.0%	51.2%	50.1%
% of FP17s for Band 1 Urgent Courses	188	4,303	4.4%	6.9%	8.0%	9.1%
% of FP17s Relating to Free Repair or Replacements	43	4,303	1.0%	0.8%	0.8%	0.8%
% of FP17s Relating to Continuations	55	4,303	1.3%	1.3%	1.2%	1.2%
% of Patients satisfied with the dentistry they have received	5	5	N/A	92.7%	92.7%	92.8%
% of Patients satisfied with the time they had to wait for an appointment	5	5	N/A	91.7%	89.1%	88.7%

* This is based on patients treated on this contract for their most recent course of treatment. Figures in italics indicate the base number of FP17s or Patient Questionnaire responses are less than 100. N/A is shown where the base number of responses is less than 10 during the period. % is calculated as Quantity/Base number*100

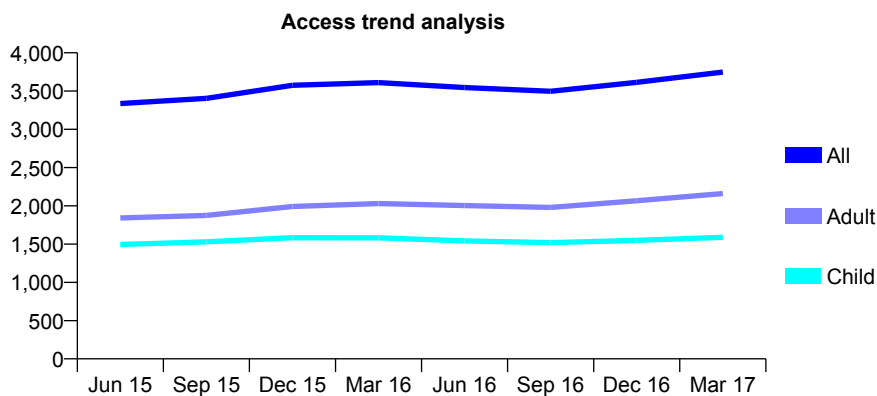
Q53 - Vital Signs At a Glance Contract Report for 574422/0001 - March 2017

Name or company name	MR R OSMAN
Contract type name	GDS Contract
Purpose of contract	General and Orthodontic
Contract start date	01/04/2006
Contract end date	

16/17 Contracted general activity (UDA)	5,528
Carry forward general activity (UDA)	51
16/17 Contracted orthodontic activity (UOA)	1,440
Carry forward orthodontic activity (UOA)	-3
Baseline contract value	£205,878.73

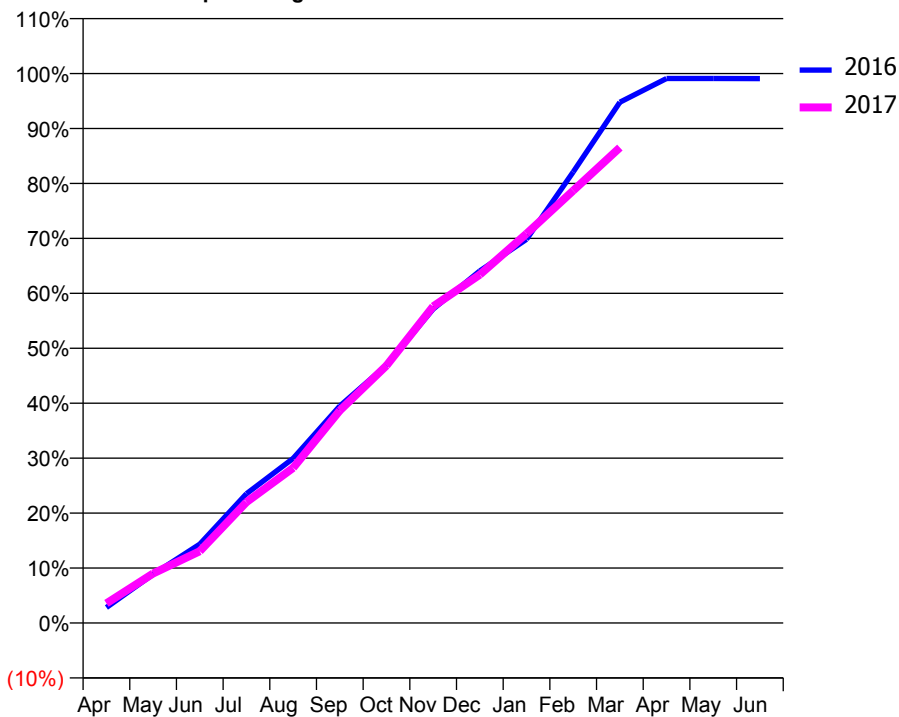
ACCESS*

Patients seen in 24 months	Total	Change since previous quarter
Quarter ending March 2016	3,611	
Quarter ending June 2016	3,546	↓
Quarter ending September 2016	3,498	↓
Quarter ending December 2016	3,614	↑
Quarter ending March 2017	3,749	↑
Variance since March 2016	3.8%	↑



ACTIVITY

Cumulative percentage of contracted UDA delivered 2016 & 2017



Month	Adjusted Scheduled Activity (UDA)	
	2016	2017
April	156	198
May	490	499
June	794	722
July	1,300	1,215
August	1,656	1,561
September	2,183	2,138
October	2,594	2,590
November	3,158	3,185
December	3,542	3,505
January	3,860	3,917
February	4,537	4,350
March	5,239	4,783
April	5,478	
May	5,478	
June	5,477	

QUALITY

	Quantity	Base Number	Contract	AT	Region	England
% of FP17s for the same patient ID Re-attending within 3 months - Children	255	2,344	10.9%	9.9%	12.0%	12.3%
% of FP17s for the same patient ID Re-attending within 3 months - Adults	300	2,586	11.6%	13.6%	16.0%	16.7%
% of FP17s for the same patient ID Re-attending between 3 & 9 months - Children	1,363	2,344	58.1%	58.5%	58.8%	57.6%
% of FP17s for the same patient ID Re-attending between 3 & 9 months - Adults	1,325	2,586	51.2%	49.0%	51.2%	50.1%
% of FP17s for Band 1 Urgent Courses	147	2,744	5.4%	6.9%	8.0%	9.1%
% of FP17s Relating to Free Repair or Replacements	9	2,744	0.3%	0.8%	0.8%	0.8%
% of FP17s Relating to Continuations	29	2,744	1.1%	1.3%	1.2%	1.2%
% of Patients satisfied with the dentistry they have received	16	18	88.9%	92.7%	92.7%	92.8%
% of Patients satisfied with the time they had to wait for an appointment	16	18	88.9%	91.7%	89.1%	88.7%

* This is based on patients treated on this contract for their most recent course of treatment. Figures in italics indicate the base number of FP17s or Patient Questionnaire responses are less than 100. N/A is shown where the base number of responses is less than 10 during the period. % is calculated as Quantity/Base number*100

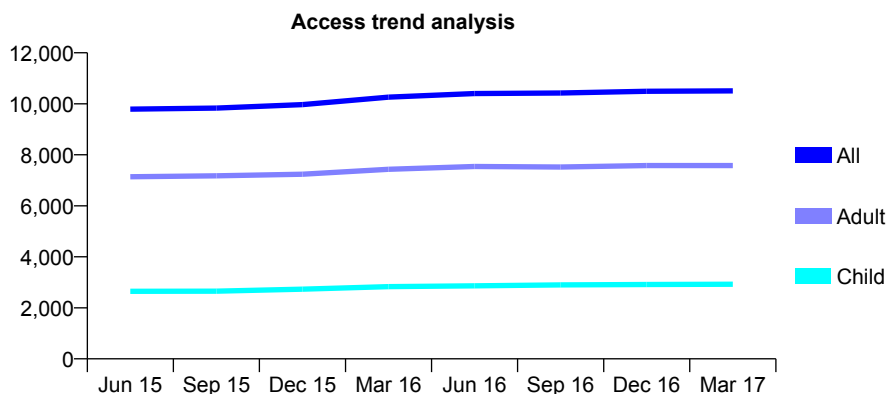
Q53 - Vital Signs At a Glance Contract Report for 574422/0002 - March 2017

Name or company name	MR R OSMAN
Contract type name	GDS Contract
Purpose of contract	General and Orthodontic
Contract start date	01/04/2006
Contract end date	

16/17 Contracted general activity (UDA)	30,693
Carry forward general activity (UDA)	1,179
16/17 Contracted orthodontic activity (UOA)	2,008
Carry forward orthodontic activity (UOA)	-12
Baseline contract value	£888,054.25

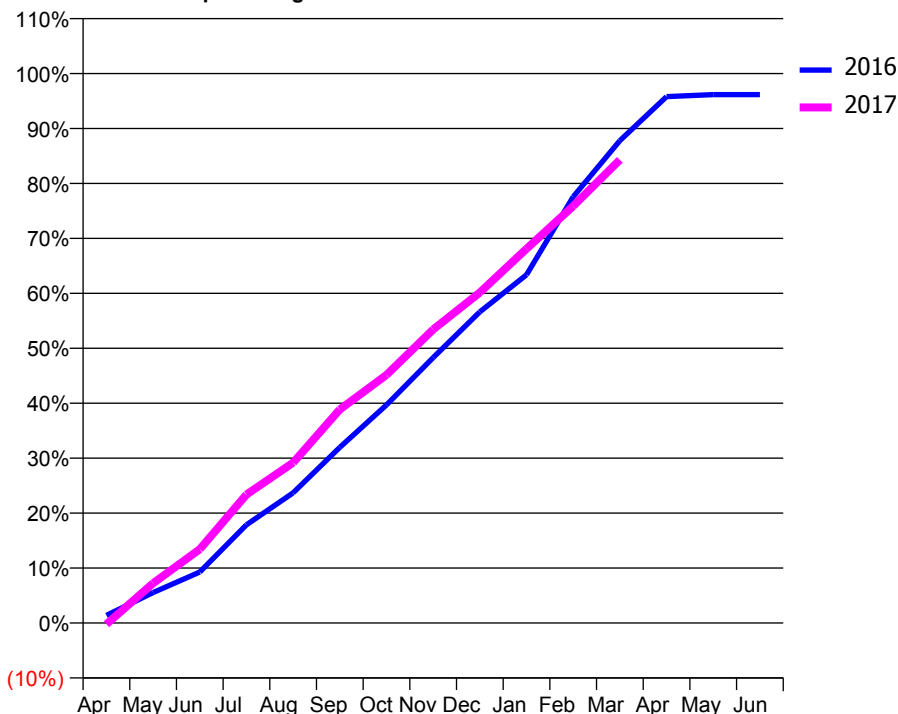
ACCESS*

Patients seen in 24 months	Total	Change since previous quarter
Quarter ending March 2016	10,261	
Quarter ending June 2016	10,405	→
Quarter ending September 2016	10,424	→
Quarter ending December 2016	10,494	→
Quarter ending March 2017	10,505	→
Variance since March 2016	2.4%	↑



ACTIVITY

Cumulative percentage of contracted UDA delivered 2016 & 2017



Month	Adjusted Scheduled Activity (UDA)	
	2016	2017
April	431	-74
May	1,703	2,225
June	2,847	4,124
July	5,486	7,177
August	7,272	8,953
September	9,813	11,925
October	12,185	13,858
November	14,828	16,397
December	17,383	18,464
January	19,451	20,907
February	23,805	23,285
March	26,947	25,869
April	29,403	
May	29,514	
June	29,514	

QUALITY

	Quantity	Base Number	Contract	AT	Region	England
% of FP17s for the same patient ID Re-attending within 3 months - Children	640	4,167	15.4%	9.9%	12.0%	12.3%
% of FP17s for the same patient ID Re-attending within 3 months - Adults	2,048	9,280	22.1%	13.6%	16.0%	16.7%
% of FP17s for the same patient ID Re-attending between 3 & 9 months - Children	2,059	4,167	49.4%	58.5%	58.8%	57.6%
% of FP17s for the same patient ID Re-attending between 3 & 9 months - Adults	3,723	9,280	40.1%	49.0%	51.2%	50.1%
% of FP17s for Band 1 Urgent Courses	1,249	11,693	10.7%	6.9%	8.0%	9.1%
% of FP17s Relating to Free Repair or Replacements	136	11,693	1.2%	0.8%	0.8%	0.8%
% of FP17s Relating to Continuations	256	11,693	2.2%	1.3%	1.2%	1.2%
% of Patients satisfied with the dentistry they have received	52	54	96.3%	92.7%	92.7%	92.8%
% of Patients satisfied with the time they had to wait for an appointment	48	54	88.9%	91.7%	89.1%	88.7%

* This is based on patients treated on this contract for their most recent course of treatment. Figures in italics indicate the base number of FP17s or Patient Questionnaire responses are less than 100. N/A is shown where the base number of responses is less than 10 during the period. % is calculated as Quantity/Base number*100

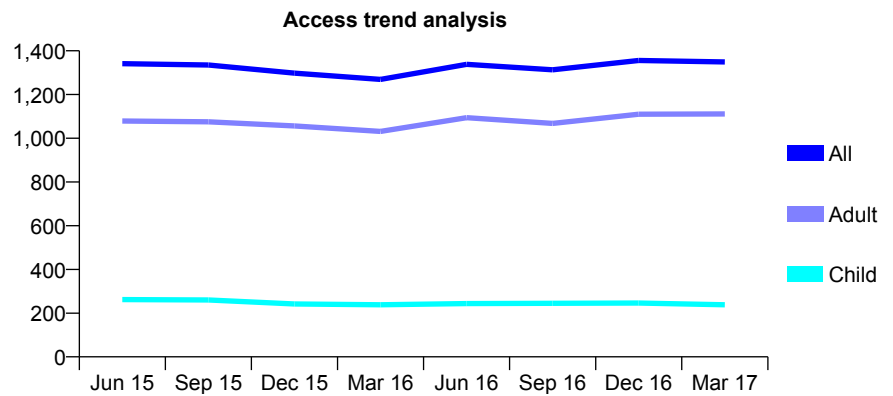
Q53 - Vital Signs At a Glance Contract Report for 574546/0001 - March 2017

Name or company name	MR PS THIARA
Contract type name	GDS Contract
Purpose of contract	General
Contract start date	01/04/2006
Contract end date	

16/17 Contracted general activity (UDA)	3,800
Carry forward general activity (UDA)	0
16/17 Contracted orthodontic activity (UOA)	0
Carry forward orthodontic activity (UOA)	0
Baseline contract value	£94,917.55

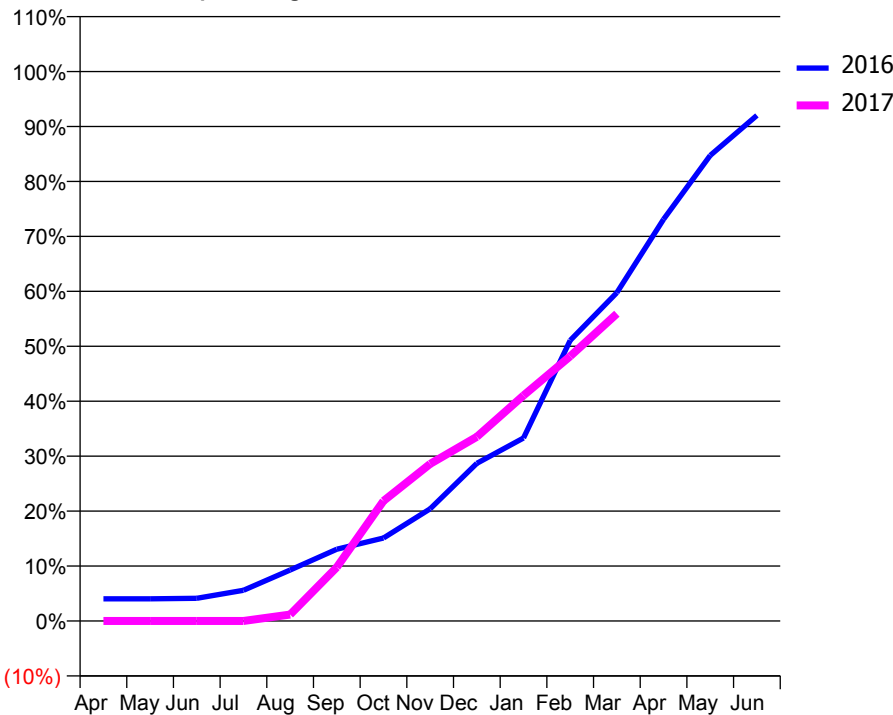
ACCESS*

Patients seen in 24 months	Total	Change since previous quarter
Quarter ending March 2016	1,269	
Quarter ending June 2016	1,338	↑
Quarter ending September 2016	1,313	↓
Quarter ending December 2016	1,356	↑
Quarter ending March 2017	1,349	→
Variance since March 2016	6.3%	↑



ACTIVITY

Cumulative percentage of contracted UDA delivered 2016 & 2017



Month	Adjusted Scheduled Activity (UDA)	
	2016	2017
April	117	0
May	117	0
June	120	0
July	162	0
August	269	45
September	379	372
October	438	830
November	592	1,087
December	832	1,274
January	966	1,560
February	1,481	1,831
March	1,733	2,125
April	2,120	
May	2,457	
June	2,668	

QUALITY

	Quantity	Base Number	Contract	AT	Region	England
% of FP17s for the same patient ID Re-attending within 3 months - Children	2	249	0.8%	9.9%	12.0%	12.3%
% of FP17s for the same patient ID Re-attending within 3 months - Adults	33	1,115	3.0%	13.6%	16.0%	16.7%
% of FP17s for the same patient ID Re-attending between 3 & 9 months - Children	82	249	32.9%	58.5%	58.8%	57.6%
% of FP17s for the same patient ID Re-attending between 3 & 9 months - Adults	336	1,115	30.1%	49.0%	51.2%	50.1%
% of FP17s for Band 1 Urgent Courses	1	960	0.1%	6.9%	8.0%	9.1%
% of FP17s Relating to Free Repair or Replacements	0	960	0.0%	0.8%	0.8%	0.8%
% of FP17s Relating to Continuations	0	960	0.0%	1.3%	1.2%	1.2%
% of Patients satisfied with the dentistry they have received	2	2	N/A	92.7%	92.7%	92.8%
% of Patients satisfied with the time they had to wait for an appointment	1	2	N/A	91.7%	89.1%	88.7%

* This is based on patients treated on this contract for their most recent course of treatment. Figures in italics indicate the base number of FP17s or Patient Questionnaire responses are less than 100. N/A is shown where the base number of responses is less than 10 during the period. % is calculated as Quantity/Base number*100

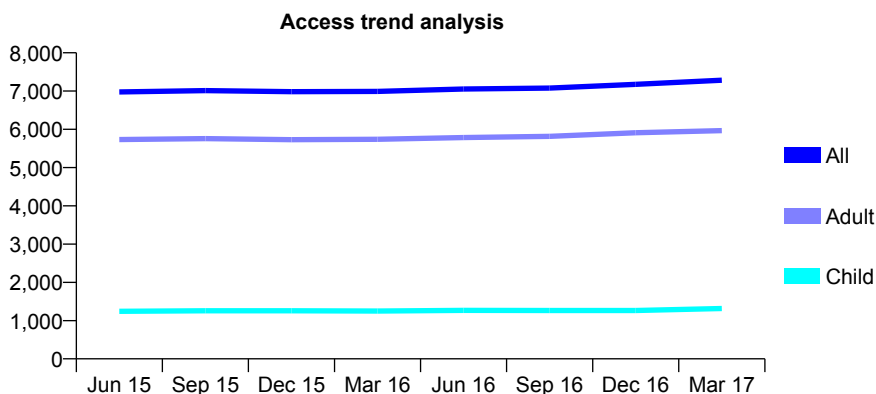
Q53 - Vital Signs At a Glance Contract Report for 575186/0002 - March 2017

Name or company name	MR S OWEN
Contract type name	Pilot Contract
Purpose of contract	General
Contract start date	01/04/2006
Contract end date	

16/17 Contracted general activity (UDA)	23,300
Carry forward general activity (UDA)	0
16/17 Contracted orthodontic activity (UOA)	0
Carry forward orthodontic activity (UOA)	0
Baseline contract value	£682,869.71

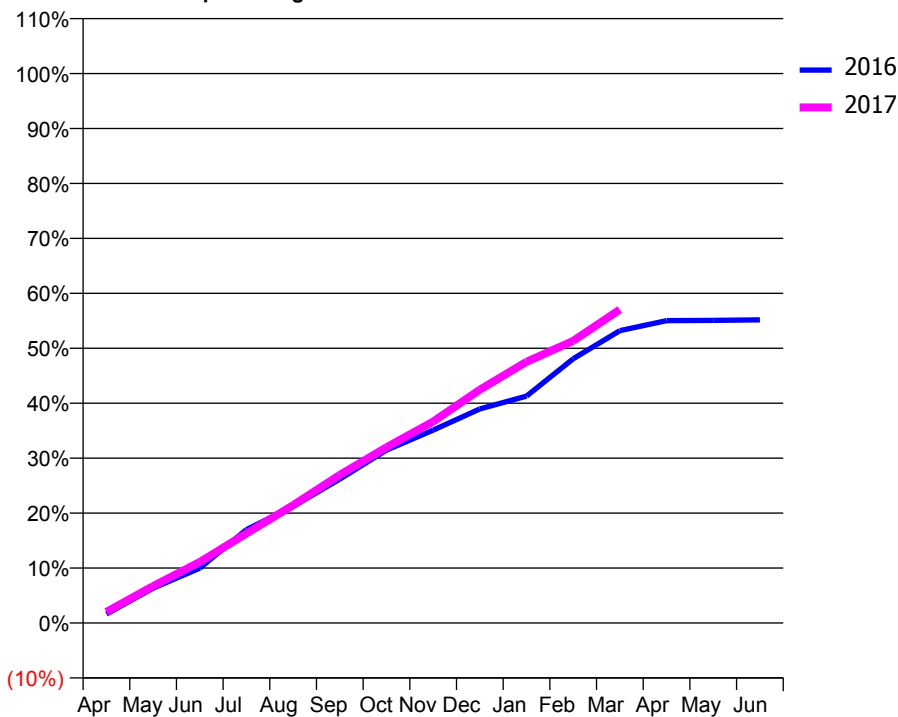
ACCESS*

Patients seen in 24 months	Total	Change since previous quarter
Quarter ending March 2016	6,992	
Quarter ending June 2016	7,053	→
Quarter ending September 2016	7,079	→
Quarter ending December 2016	7,174	→
Quarter ending March 2017	7,282	→
Variance since March 2016	4.1%	↑



ACTIVITY

Cumulative percentage of contracted UDA delivered 2016 & 2017



Month	Adjusted Scheduled Activity (UDA)	
	2016	2017
April	384	470
May	1,476	1,566
June	2,327	2,585
July	3,958	3,795
August	4,943	4,993
September	6,105	6,281
October	7,330	7,449
November	8,180	8,539
December	9,080	9,893
January	9,618	11,076
February	11,202	11,960
March	12,397	13,288
April	12,822	
May	12,833	
June	12,854	

QUALITY

	Quantity	Base Number	Contract	AT	Region	England
% of FP17s for the same patient ID Re-attending within 3 months - Children	43	1,723	2.5%	9.9%	12.0%	12.3%
% of FP17s for the same patient ID Re-attending within 3 months - Adults	385	6,797	5.7%	13.6%	16.0%	16.7%
% of FP17s for the same patient ID Re-attending between 3 & 9 months - Children	837	1,723	48.6%	58.5%	58.8%	57.6%
% of FP17s for the same patient ID Re-attending between 3 & 9 months - Adults	2,352	6,797	34.6%	49.0%	51.2%	50.1%
% of FP17s for Band 1 Urgent Courses	529	8,157	6.5%	6.9%	8.0%	9.1%
% of FP17s Relating to Free Repair or Replacements	11	8,157	0.1%	0.8%	0.8%	0.8%
% of FP17s Relating to Continuations	16	8,157	0.2%	1.3%	1.2%	1.2%
% of Patients satisfied with the dentistry they have received	12	13	92.3%	92.7%	92.7%	92.8%
% of Patients satisfied with the time they had to wait for an appointment	11	13	84.6%	91.7%	89.1%	88.7%

* This is based on patients treated on this contract for their most recent course of treatment. Figures in italics indicate the base number of FP17s or Patient Questionnaire responses are less than 100. N/A is shown where the base number of responses is less than 10 during the period. % is calculated as Quantity/Base number*100

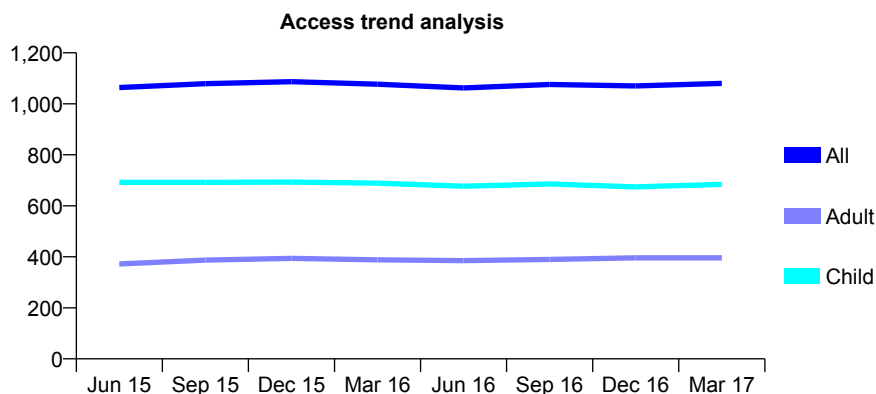
Q53 - Vital Signs At a Glance Contract Report for 575798/0001 - March 2017

Name or company name	MR CJ MEIXNER
Contract type name	GDS Contract
Purpose of contract	General
Contract start date	01/04/2006
Contract end date	

16/17 Contracted general activity (UDA)	2,750
Carry forward general activity (UDA)	-55
16/17 Contracted orthodontic activity (UOA)	0
Carry forward orthodontic activity (UOA)	0
Baseline contract value	£70,725.39

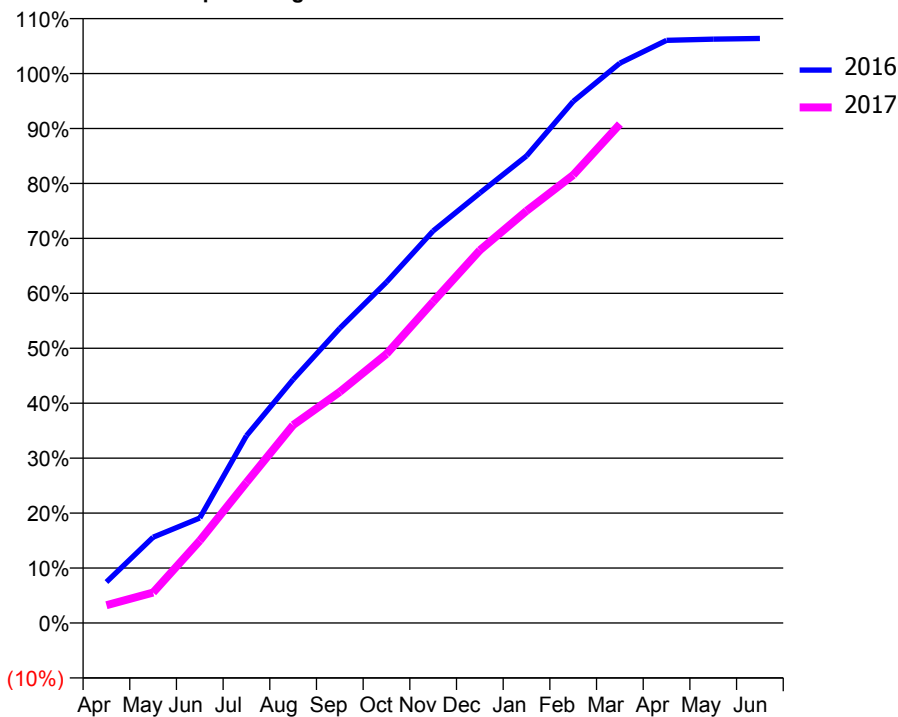
ACCESS*

Patients seen in 24 months	Total	Change since previous quarter
Quarter ending March 2016	1,077	
Quarter ending June 2016	1,062	↓
Quarter ending September 2016	1,076	→
Quarter ending December 2016	1,070	→
Quarter ending March 2017	1,080	→
Variance since March 2016	0.3%	→



ACTIVITY

Cumulative percentage of contracted UDA delivered 2016 & 2017



Adjusted Scheduled Activity (UDA)

Month	2016	2017
April	205	89
May	429	153
June	526	412
July	937	704
August	1,219	991
September	1,475	1,157
October	1,706	1,347
November	1,962	1,608
December	2,152	1,865
January	2,337	2,062
February	2,610	2,242
March	2,802	2,497
April	2,916	
May	2,922	
June	2,925	

QUALITY

	Quantity	Base Number	Contract	AT	Region	England
% of FP17s for the same patient ID Re-attending within 3 months - Children	73	1,086	6.7%	9.9%	12.0%	12.3%
% of FP17s for the same patient ID Re-attending within 3 months - Adults	92	450	20.4%	13.6%	16.0%	16.7%
% of FP17s for the same patient ID Re-attending between 3 & 9 months - Children	736	1,086	67.8%	58.5%	58.8%	57.6%
% of FP17s for the same patient ID Re-attending between 3 & 9 months - Adults	228	450	50.7%	49.0%	51.2%	50.1%
% of FP17s for Band 1 Urgent Courses	85	1,453	5.8%	6.9%	8.0%	9.1%
% of FP17s Relating to Free Repair or Replacements	0	1,453	0.0%	0.8%	0.8%	0.8%
% of FP17s Relating to Continuations	1	1,453	0.1%	1.3%	1.2%	1.2%
% of Patients satisfied with the dentistry they have received	2	2	N/A	92.7%	92.7%	92.8%
% of Patients satisfied with the time they had to wait for an appointment	2	2	N/A	91.7%	89.1%	88.7%

* This is based on patients treated on this contract for their most recent course of treatment. Figures in italics indicate the base number of FP17s or Patient Questionnaire responses are less than 100. N/A is shown where the base number of responses is less than 10 during the period. % is calculated as Quantity/Base number*100

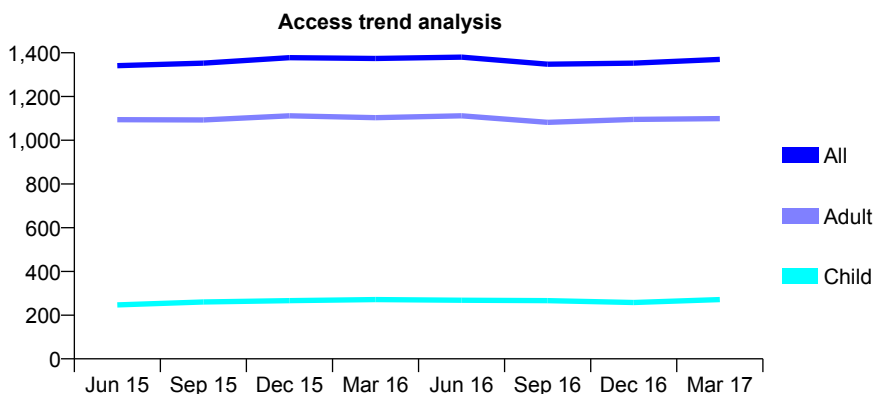
Q53 - Vital Signs At a Glance Contract Report for 619744/0005 - March 2017

Name or company name	MR AM WILLIAMS
Contract type name	GDS Contract
Purpose of contract	General
Contract start date	02/07/2012
Contract end date	

16/17 Contracted general activity (UDA)	3,761
Carry forward general activity (UDA)	122
16/17 Contracted orthodontic activity (UOA)	0
Carry forward orthodontic activity (UOA)	0
Baseline contract value	£76,761.55

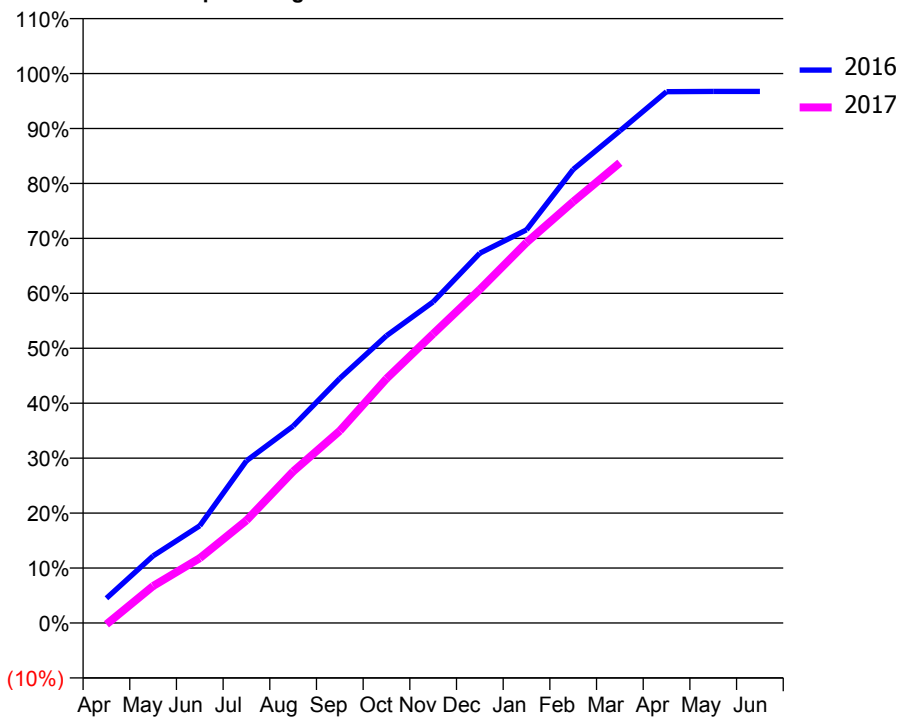
ACCESS*

Patients seen in 24 months	Total	Change since previous quarter
Quarter ending March 2016	1,374	
Quarter ending June 2016	1,380	→
Quarter ending September 2016	1,348	↓
Quarter ending December 2016	1,353	→
Quarter ending March 2017	1,370	→
Variance since March 2016	(0.3%)	→



ACTIVITY

Cumulative percentage of contracted UDA delivered 2016 & 2017



Month	Adjusted Scheduled Activity (UDA)	
	2016	2017
April	170	-10
May	459	253
June	665	444
July	1,110	702
August	1,347	1,037
September	1,675	1,315
October	1,966	1,673
November	2,198	1,979
December	2,531	2,283
January	2,691	2,604
February	3,105	2,883
March	3,368	3,150
April	3,636	
May	3,638	
June	3,638	

QUALITY

	Quantity	Base Number	Contract	AT	Region	England
% of FP17s for the same patient ID Re-attending within 3 months - Children	23	437	5.3%	9.9%	12.0%	12.3%
% of FP17s for the same patient ID Re-attending within 3 months - Adults	190	1,852	10.3%	13.6%	16.0%	16.7%
% of FP17s for the same patient ID Re-attending between 3 & 9 months - Children	265	437	60.6%	58.5%	58.8%	57.6%
% of FP17s for the same patient ID Re-attending between 3 & 9 months - Adults	1,197	1,852	64.6%	49.0%	51.2%	50.1%
% of FP17s for Band 1 Urgent Courses	159	2,146	7.4%	6.9%	8.0%	9.1%
% of FP17s Relating to Free Repair or Replacements	15	2,146	0.7%	0.8%	0.8%	0.8%
% of FP17s Relating to Continuations	27	2,146	1.3%	1.3%	1.2%	1.2%
% of Patients satisfied with the dentistry they have received	13	13	100.0%	92.7%	92.7%	92.8%
% of Patients satisfied with the time they had to wait for an appointment	13	13	100.0%	91.7%	89.1%	88.7%

* This is based on patients treated on this contract for their most recent course of treatment. Figures in italics indicate the base number of FP17s or Patient Questionnaire responses are less than 100. N/A is shown where the base number of responses is less than 10 during the period. % is calculated as Quantity/Base number*100

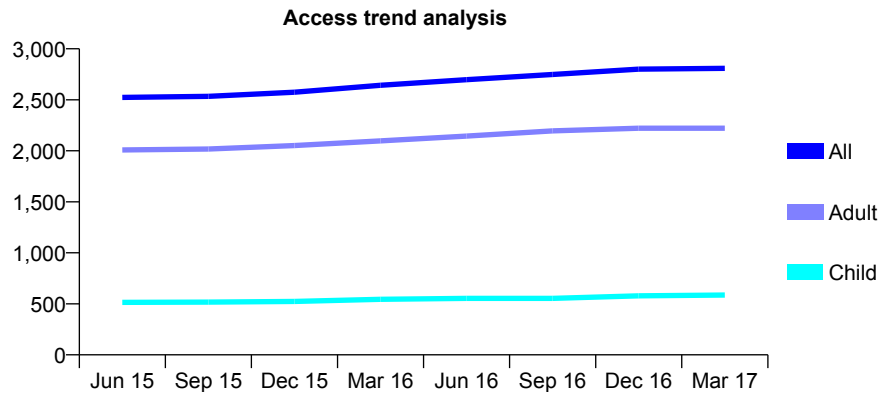
Q53 - Vital Signs At a Glance Contract Report for 619744/0006 - March 2017

Name or company name	MR AM WILLIAMS
Contract type name	GDS Contract
Purpose of contract	General and Orthodontic
Contract start date	02/07/2012
Contract end date	

16/17 Contracted general activity (UDA)	7,452
Carry forward general activity (UDA)	0
16/17 Contracted orthodontic activity (UOA)	409
Carry forward orthodontic activity (UOA)	0
Baseline contract value	£178,614.99

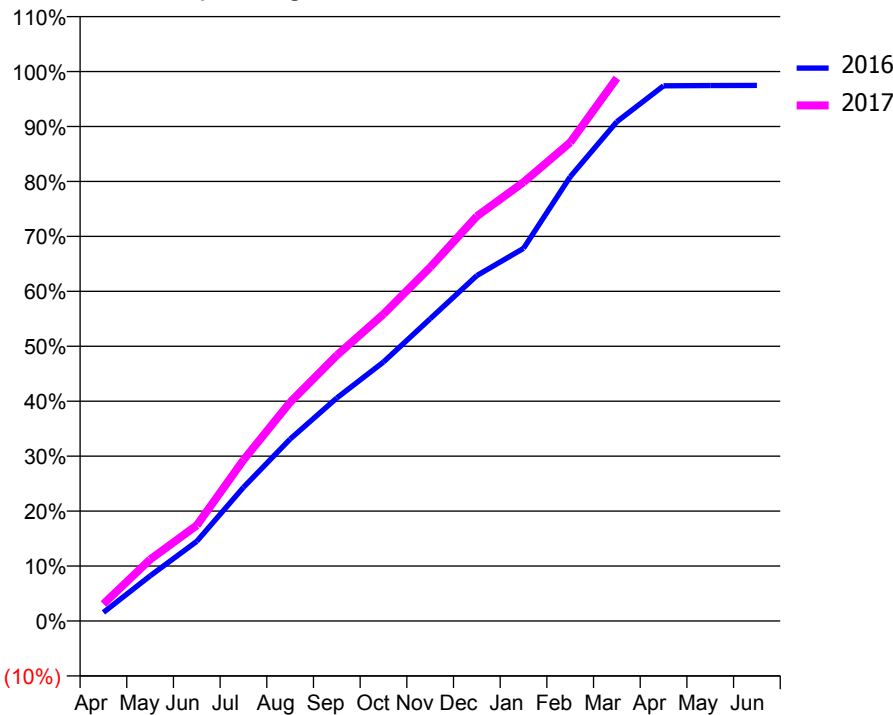
ACCESS*

Patients seen in 24 months	Total	Change since previous quarter
Quarter ending March 2016	2,642	
Quarter ending June 2016	2,698	↑
Quarter ending September 2016	2,748	→
Quarter ending December 2016	2,800	→
Quarter ending March 2017	2,808	→
Variance since March 2016	6.3%	↑



ACTIVITY

Cumulative percentage of contracted UDA delivered 2016 & 2017



Month	Adjusted Scheduled Activity (UDA)	
	2016	2017
April	116	230
May	612	835
June	1,080	1,297
July	1,813	2,183
August	2,468	2,967
September	3,025	3,604
October	3,513	4,161
November	4,099	4,797
December	4,685	5,490
January	5,053	5,950
February	6,024	6,489
March	6,771	7,362
April	7,259	
May	7,262	
June	7,263	

QUALITY

	Quantity	Base Number	Contract	AT	Region	England
% of FP17s for the same patient ID Re-attending within 3 months - Children	70	975	7.2%	9.9%	12.0%	12.3%
% of FP17s for the same patient ID Re-attending within 3 months - Adults	476	3,586	13.3%	13.6%	16.0%	16.7%
% of FP17s for the same patient ID Re-attending between 3 & 9 months - Children	598	975	61.3%	58.5%	58.8%	57.6%
% of FP17s for the same patient ID Re-attending between 3 & 9 months - Adults	2,289	3,586	63.8%	49.0%	51.2%	50.1%
% of FP17s for Band 1 Urgent Courses	361	4,266	8.5%	6.9%	8.0%	9.1%
% of FP17s Relating to Free Repair or Replacements	45	4,266	1.1%	0.8%	0.8%	0.8%
% of FP17s Relating to Continuations	73	4,266	1.7%	1.3%	1.2%	1.2%
% of Patients satisfied with the dentistry they have received	5	5	N/A	92.7%	92.7%	92.8%
% of Patients satisfied with the time they had to wait for an appointment	4	5	N/A	91.7%	89.1%	88.7%

* This is based on patients treated on this contract for their most recent course of treatment. Figures in italics indicate the base number of FP17s or Patient Questionnaire responses are less than 100. N/A is shown where the base number of responses is less than 10 during the period. % is calculated as Quantity/Base number*100

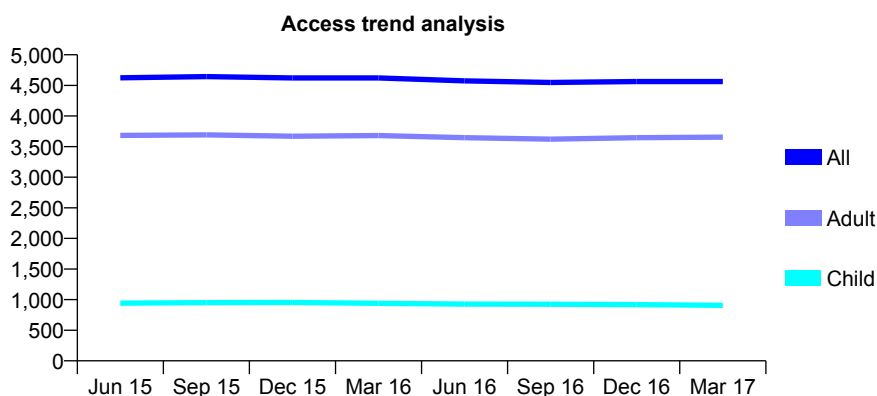
Q53 - Vital Signs At a Glance Contract Report for 626171/0001 - March 2017

Name or company name	MR MG HASSALL
Contract type name	GDS Contract
Purpose of contract	General
Contract start date	01/04/2006
Contract end date	

16/17 Contracted general activity (UDA)	12,950
Carry forward general activity (UDA)	-51
16/17 Contracted orthodontic activity (UOA)	0
Carry forward orthodontic activity (UOA)	0
Baseline contract value	£264,307.89

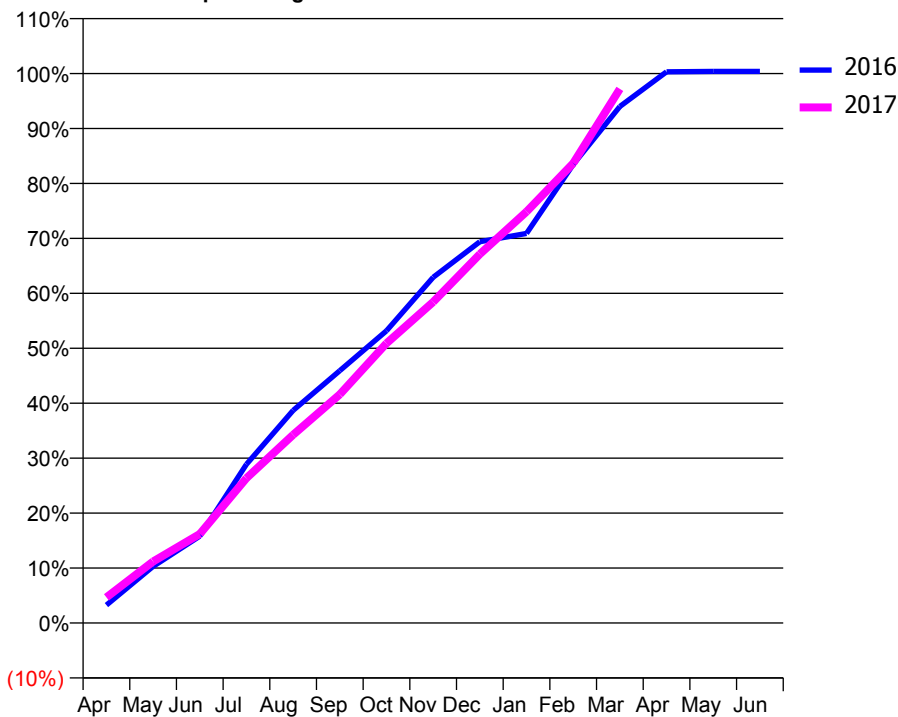
ACCESS*

Patients seen in 24 months	Total	Change since previous quarter
Quarter ending March 2016	4,621	
Quarter ending June 2016	4,573	↓
Quarter ending September 2016	4,547	→
Quarter ending December 2016	4,564	→
Quarter ending March 2017	4,563	→
Variance since March 2016	(1.3%)	↓



ACTIVITY

Cumulative percentage of contracted UDA delivered 2016 & 2017



Month	Adjusted Scheduled Activity (UDA)	
	2016	2017
April	422	605
May	1,335	1,452
June	2,047	2,096
July	3,740	3,414
August	5,011	4,435
September	5,946	5,387
October	6,888	6,591
November	8,148	7,565
December	8,987	8,694
January	9,180	9,694
February	10,805	10,835
March	12,172	12,586
April	12,990	
May	12,998	
June	13,001	

QUALITY

	Quantity	Base Number	Contract	AT	Region	England
% of FP17s for the same patient ID Re-attending within 3 months - Children	104	1,240	8.4%	9.9%	12.0%	12.3%
% of FP17s for the same patient ID Re-attending within 3 months - Adults	750	5,168	14.5%	13.6%	16.0%	16.7%
% of FP17s for the same patient ID Re-attending between 3 & 9 months - Children	426	1,240	34.4%	58.5%	58.8%	57.6%
% of FP17s for the same patient ID Re-attending between 3 & 9 months - Adults	1,833	5,168	35.5%	49.0%	51.2%	50.1%
% of FP17s for Band 1 Urgent Courses	131	6,096	2.1%	6.9%	8.0%	9.1%
% of FP17s Relating to Free Repair or Replacements	73	6,096	1.2%	0.8%	0.8%	0.8%
% of FP17s Relating to Continuations	290	6,096	4.8%	1.3%	1.2%	1.2%
% of Patients satisfied with the dentistry they have received	6	7	N/A	92.7%	92.7%	92.8%
% of Patients satisfied with the time they had to wait for an appointment	7	7	N/A	91.7%	89.1%	88.7%

* This is based on patients treated on this contract for their most recent course of treatment. Figures in italics indicate the base number of FP17s or Patient Questionnaire responses are less than 100. N/A is shown where the base number of responses is less than 10 during the period. % is calculated as Quantity/Base number*100

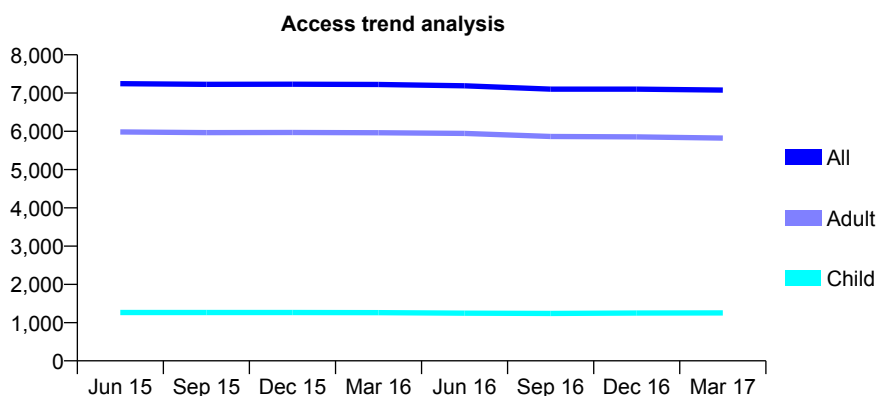
Q53 - Vital Signs At a Glance Contract Report for 630152/0001 - March 2017

Name or company name	MR TJ LEWIN
Contract type name	GDS Contract
Purpose of contract	General
Contract start date	01/04/2006
Contract end date	

16/17 Contracted general activity (UDA)	18,059
Carry forward general activity (UDA)	269
16/17 Contracted orthodontic activity (UOA)	0
Carry forward orthodontic activity (UOA)	0
Baseline contract value	£449,594.71

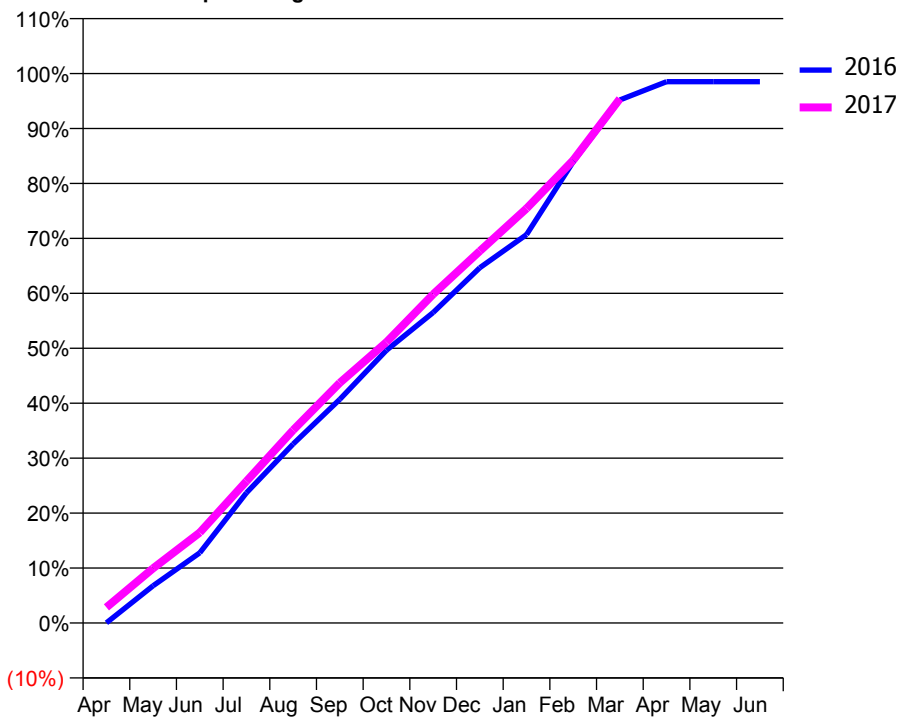
ACCESS*

Patients seen in 24 months	Total	Change since previous quarter
Quarter ending March 2016	7,224	
Quarter ending June 2016	7,190	→
Quarter ending September 2016	7,103	↓
Quarter ending December 2016	7,103	→
Quarter ending March 2017	7,077	→
Variance since March 2016	(2.0%)	↓



ACTIVITY

Cumulative percentage of contracted UDA delivered 2016 & 2017



Month	Adjusted Scheduled Activity (UDA)	
	2016	2017
April	8	515
May	1,223	1,798
June	2,309	2,973
July	4,280	4,659
August	5,883	6,340
September	7,354	7,895
October	8,965	9,232
November	10,204	10,804
December	11,678	12,223
January	12,763	13,624
February	15,155	15,208
March	17,190	17,227
April	17,789	
May	17,790	
June	17,790	

QUALITY

	Quantity	Base Number	Contract	AT	Region	England
% of FP17s for the same patient ID Re-attending within 3 months - Children	85	1,750	4.9%	9.9%	12.0%	12.3%
% of FP17s for the same patient ID Re-attending within 3 months - Adults	1,138	7,742	14.7%	13.6%	16.0%	16.7%
% of FP17s for the same patient ID Re-attending between 3 & 9 months - Children	845	1,750	48.3%	58.5%	58.8%	57.6%
% of FP17s for the same patient ID Re-attending between 3 & 9 months - Adults	2,896	7,742	37.4%	49.0%	51.2%	50.1%
% of FP17s for Band 1 Urgent Courses	660	8,287	8.0%	6.9%	8.0%	9.1%
% of FP17s Relating to Free Repair or Replacements	82	8,287	1.0%	0.8%	0.8%	0.8%
% of FP17s Relating to Continuations	97	8,287	1.2%	1.3%	1.2%	1.2%
% of Patients satisfied with the dentistry they have received	21	22	95.5%	92.7%	92.7%	92.8%
% of Patients satisfied with the time they had to wait for an appointment	22	22	100.0%	91.7%	89.1%	88.7%

* This is based on patients treated on this contract for their most recent course of treatment. Figures in italics indicate the base number of FP17s or Patient Questionnaire responses are less than 100. N/A is shown where the base number of responses is less than 10 during the period. % is calculated as Quantity/Base number*100

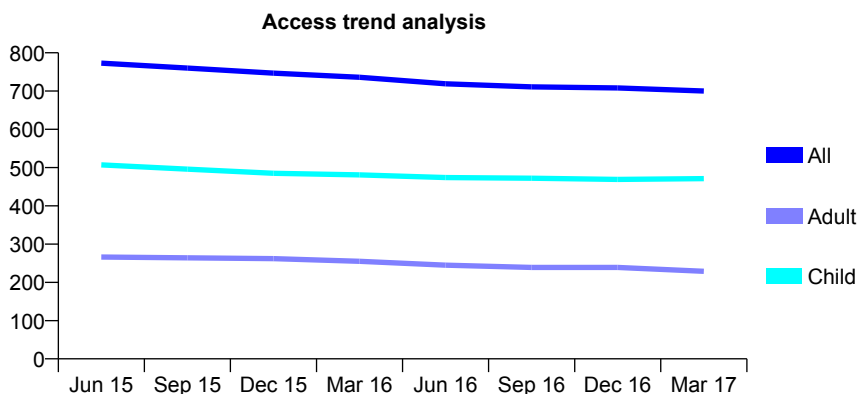
Q53 - Vital Signs At a Glance Contract Report for 630470/0001 - March 2017

Name or company name	MR PW AIRDRIE
Contract type name	GDS Contract
Purpose of contract	General
Contract start date	01/08/2012
Contract end date	

16/17 Contracted general activity (UDA)	1,630
Carry forward general activity (UDA)	0
16/17 Contracted orthodontic activity (UOA)	0
Carry forward orthodontic activity (UOA)	0
Baseline contract value	£36,251.99

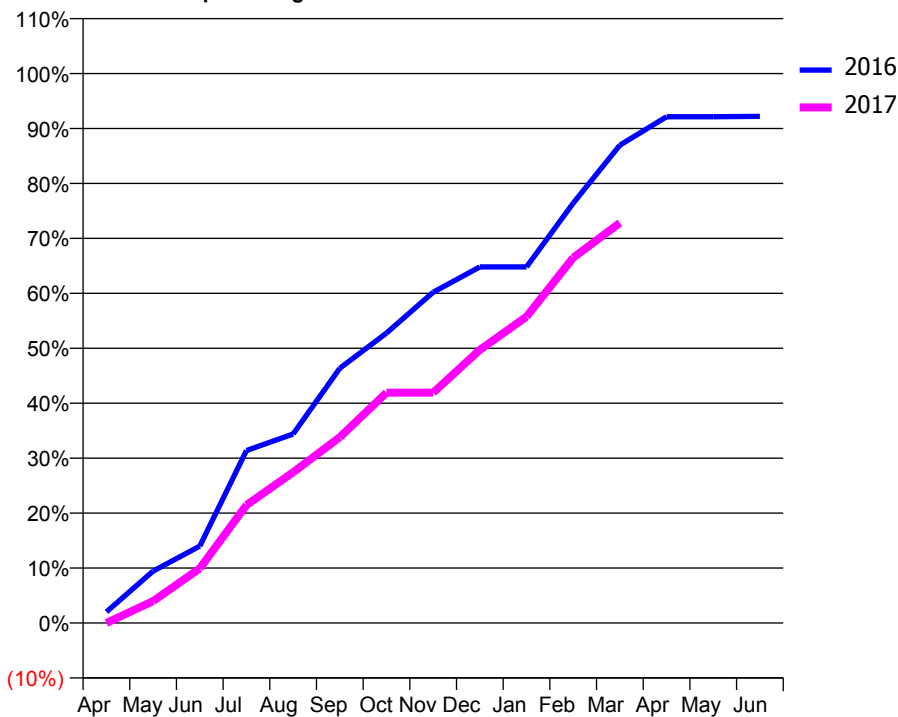
ACCESS*

Patients seen in 24 months	Total	Change since previous quarter
Quarter ending March 2016	736	
Quarter ending June 2016	719	↓
Quarter ending September 2016	711	↓
Quarter ending December 2016	708	→
Quarter ending March 2017	700	↓
Variance since March 2016	(4.9%)	↓



ACTIVITY

Cumulative percentage of contracted UDA delivered 2016 & 2017



Month	Adjusted Scheduled Activity (UDA)	
	2016	2017
April	33	0
May	154	65
June	228	162
July	512	350
August	561	447
September	756	551
October	860	683
November	981	683
December	1,056	810
January	1,056	909
February	1,245	1,084
March	1,418	1,187
April	1,502	
May	1,502	
June	1,503	

QUALITY

	Quantity	Base Number	Contract	AT	Region	England
% of FP17s for the same patient ID Re-attending within 3 months - Children	32	798	4.0%	9.9%	12.0%	12.3%
% of FP17s for the same patient ID Re-attending within 3 months - Adults	27	266	10.2%	13.6%	16.0%	16.7%
% of FP17s for the same patient ID Re-attending between 3 & 9 months - Children	602	798	75.4%	58.5%	58.8%	57.6%
% of FP17s for the same patient ID Re-attending between 3 & 9 months - Adults	189	266	71.1%	49.0%	51.2%	50.1%
% of FP17s for Band 1 Urgent Courses	4	991	0.4%	6.9%	8.0%	9.1%
% of FP17s Relating to Free Repair or Replacements	0	991	0.0%	0.8%	0.8%	0.8%
% of FP17s Relating to Continuations	0	991	0.0%	1.3%	1.2%	1.2%
% of Patients satisfied with the dentistry they have received	2	2	N/A	92.7%	92.7%	92.8%
% of Patients satisfied with the time they had to wait for an appointment	2	2	N/A	91.7%	89.1%	88.7%

* This is based on patients treated on this contract for their most recent course of treatment. Figures in italics indicate the base number of FP17s or Patient Questionnaire responses are less than 100. N/A is shown where the base number of responses is less than 10 during the period. % is calculated as Quantity/Base number*100

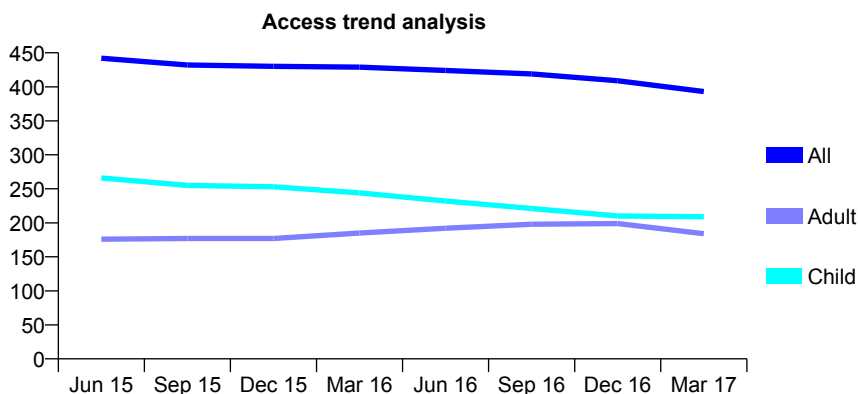
Q53 - Vital Signs At a Glance Contract Report for 634794/0001 - March 2017

Name or company name	MR MA FELLER
Contract type name	GDS Contract
Purpose of contract	General
Contract start date	01/04/2006
Contract end date	

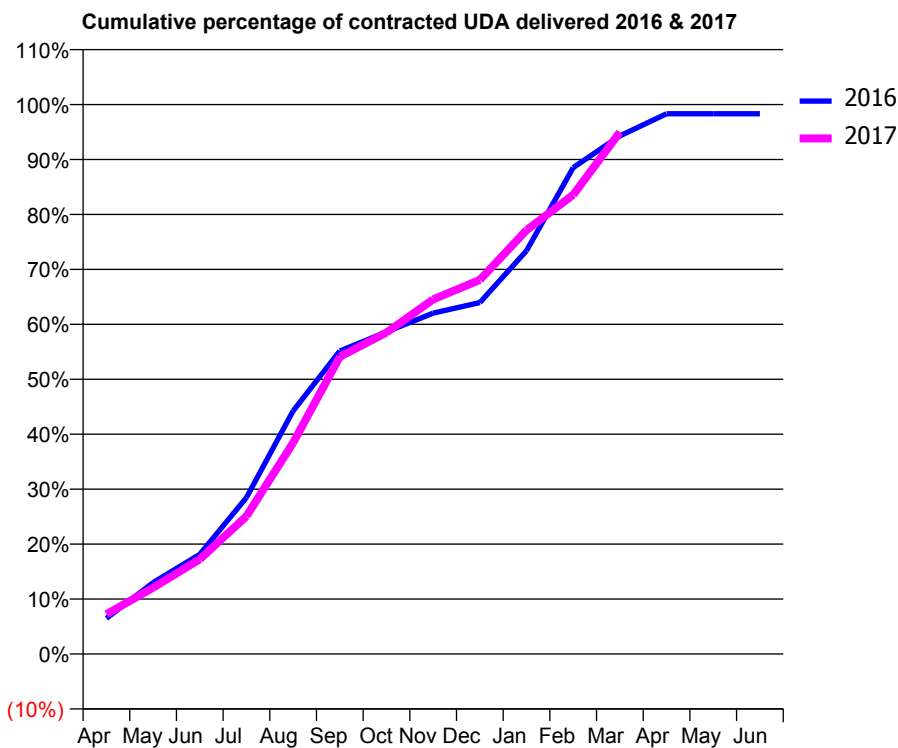
16/17 Contracted general activity (UDA)	1,049
Carry forward general activity (UDA)	17
16/17 Contracted orthodontic activity (UOA)	0
Carry forward orthodontic activity (UOA)	0
Baseline contract value	£26,105.81

ACCESS*

Patients seen in 24 months	Total	Change since previous quarter
Quarter ending March 2016	429	
Quarter ending June 2016	424	↓
Quarter ending September 2016	419	↓
Quarter ending December 2016	409	↓
Quarter ending March 2017	393	↓
Variance since March 2016	(8.4%)	↓



ACTIVITY



Month	Adjusted Scheduled Activity (UDA)	
	2016	2017
April	68	76
May	136	127
June	190	181
July	299	263
August	464	403
September	579	568
October	615	614
November	651	677
December	671	714
January	770	809
February	929	877
March	989	996
April	1,031	
May	1,031	
June	1,031	

QUALITY

	Quantity	Base Number	Contract	AT	Region	England
% of FP17s for the same patient ID Re-attending within 3 months - Children	14	329	4.3%	9.9%	12.0%	12.3%
% of FP17s for the same patient ID Re-attending within 3 months - Adults	9	147	6.1%	13.6%	16.0%	16.7%
% of FP17s for the same patient ID Re-attending between 3 & 9 months - Children	171	329	52.0%	58.5%	58.8%	57.6%
% of FP17s for the same patient ID Re-attending between 3 & 9 months - Adults	34	147	23.1%	49.0%	51.2%	50.1%
% of FP17s for Band 1 Urgent Courses	16	456	3.5%	6.9%	8.0%	9.1%
% of FP17s Relating to Free Repair or Replacements	0	456	0.0%	0.8%	0.8%	0.8%
% of FP17s Relating to Continuations	3	456	0.7%	1.3%	1.2%	1.2%
% of Patients satisfied with the dentistry they have received	0	0	N/A	92.7%	92.7%	92.8%
% of Patients satisfied with the time they had to wait for an appointment	0	0	N/A	91.7%	89.1%	88.7%

* This is based on patients treated on this contract for their most recent course of treatment. Figures in italics indicate the base number of FP17s or Patient Questionnaire responses are less than 100. N/A is shown where the base number of responses is less than 10 during the period. % is calculated as Quantity/Base number*100

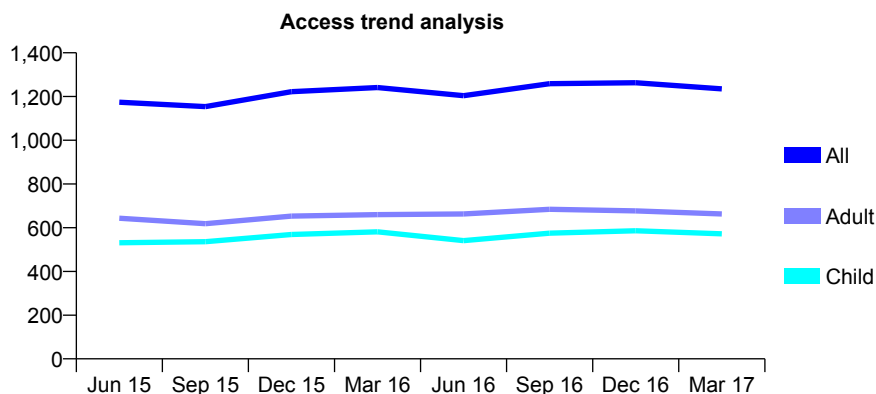
Q53 - Vital Signs At a Glance Contract Report for 635138/0001 - March 2017

Name or company name	MR FM RAHMAN
Contract type name	GDS Contract
Purpose of contract	General
Contract start date	01/04/2006
Contract end date	

16/17 Contracted general activity (UDA)	3,619
Carry forward general activity (UDA)	-40
16/17 Contracted orthodontic activity (UOA)	0
Carry forward orthodontic activity (UOA)	0
Baseline contract value	£106,169.32

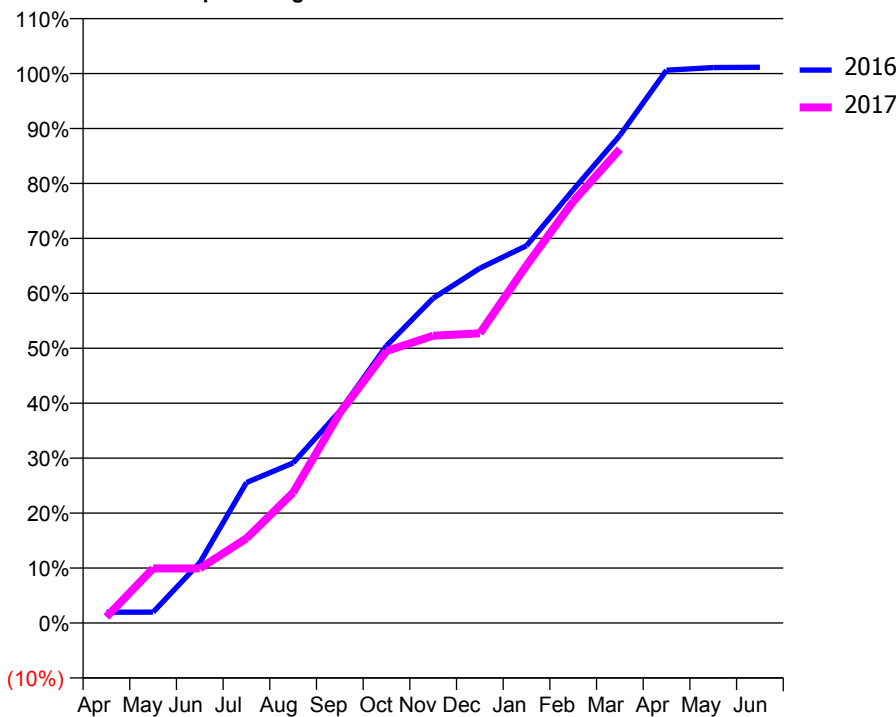
ACCESS*

Patients seen in 24 months	Total	Change since previous quarter
Quarter ending March 2016	1,241	
Quarter ending June 2016	1,204	↓
Quarter ending September 2016	1,259	↑
Quarter ending December 2016	1,263	→
Quarter ending March 2017	1,235	↓
Variance since March 2016	(0.5%)	→



ACTIVITY

Cumulative percentage of contracted UDA delivered 2016 & 2017



Adjusted Scheduled Activity (UDA)

Month	2016	2017
April	72	40
May	72	360
June	397	360
July	925	557
August	1,054	859
September	1,395	1,384
October	1,826	1,791
November	2,139	1,892
December	2,336	1,908
January	2,485	2,355
February	2,853	2,777
March	3,212	3,121
April	3,641	
May	3,659	
June	3,660	

QUALITY

	Quantity	Base Number	Contract	AT	Region	England
% of FP17s for the same patient ID Re-attending within 3 months - Children	25	723	3.5%	9.9%	12.0%	12.3%
% of FP17s for the same patient ID Re-attending within 3 months - Adults	86	665	12.9%	13.6%	16.0%	16.7%
% of FP17s for the same patient ID Re-attending between 3 & 9 months - Children	346	723	47.9%	58.5%	58.8%	57.6%
% of FP17s for the same patient ID Re-attending between 3 & 9 months - Adults	217	665	32.6%	49.0%	51.2%	50.1%
% of FP17s for Band 1 Urgent Courses	109	1,270	8.6%	6.9%	8.0%	9.1%
% of FP17s Relating to Free Repair or Replacements	3	1,270	0.2%	0.8%	0.8%	0.8%
% of FP17s Relating to Continuations	0	1,270	0.0%	1.3%	1.2%	1.2%
% of Patients satisfied with the dentistry they have received	0	1	N/A	92.7%	92.7%	92.8%
% of Patients satisfied with the time they had to wait for an appointment	1	1	N/A	91.7%	89.1%	88.7%

* This is based on patients treated on this contract for their most recent course of treatment. Figures in italics indicate the base number of FP17s or Patient Questionnaire responses are less than 100. N/A is shown where the base number of responses is less than 10 during the period. % is calculated as Quantity/Base number*100

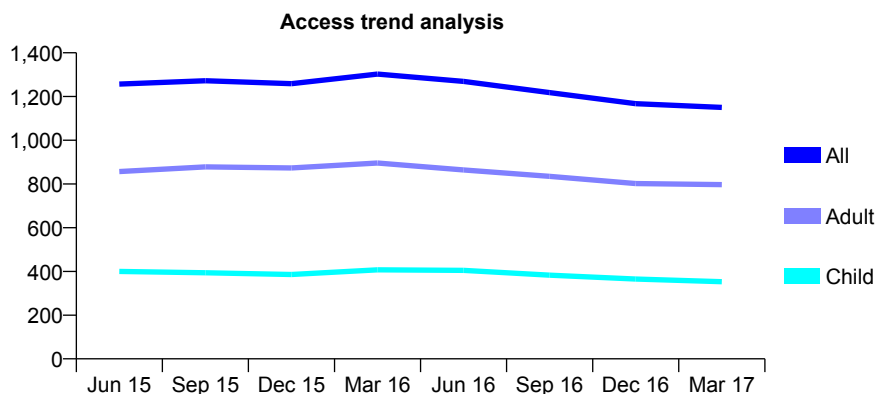
Q53 - Vital Signs At a Glance Contract Report for 641960/0002 - March 2017

Name or company name	MR AJ BROWNE
Contract type name	GDS Contract
Purpose of contract	General
Contract start date	01/01/2014
Contract end date	

16/17 Contracted general activity (UDA)	2,750
Carry forward general activity (UDA)	0
16/17 Contracted orthodontic activity (UOA)	0
Carry forward orthodontic activity (UOA)	0
Baseline contract value	£60,776.65

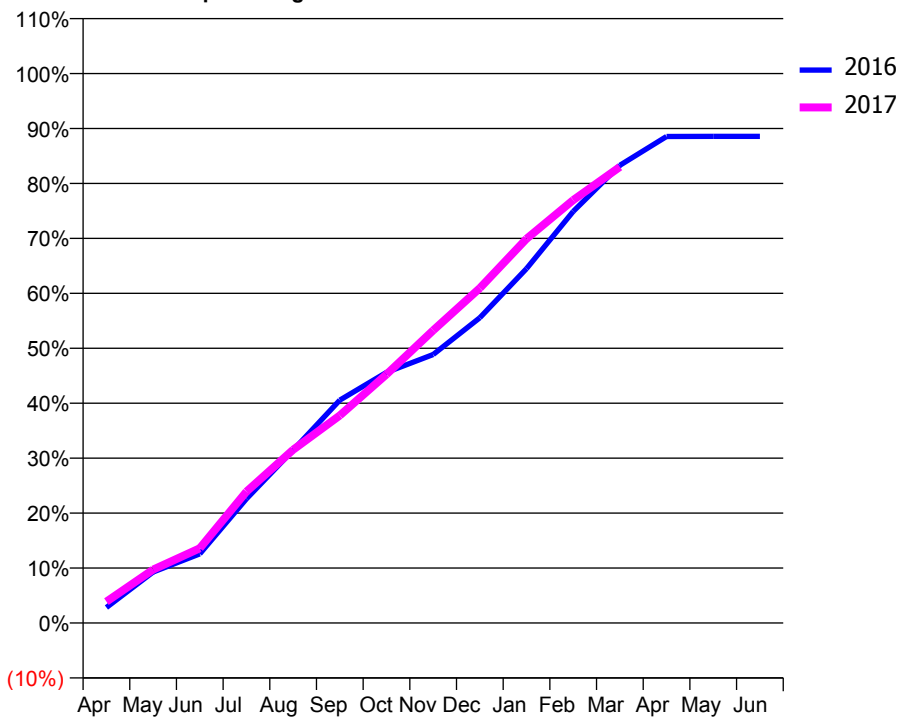
ACCESS*

Patients seen in 24 months	Total	Change since previous quarter
Quarter ending March 2016	1,303	
Quarter ending June 2016	1,269	↓
Quarter ending September 2016	1,218	↓
Quarter ending December 2016	1,167	↓
Quarter ending March 2017	1,150	↓
Variance since March 2016	(11.7%)	↓



ACTIVITY

Cumulative percentage of contracted UDA delivered 2016 & 2017



Month	Adjusted Scheduled Activity (UDA)	
	2016	2017
April	87	107
May	288	267
June	390	374
July	701	657
August	976	867
September	1,258	1,039
October	1,414	1,244
November	1,515	1,465
December	1,722	1,676
January	1,999	1,923
February	2,322	2,117
March	2,582	2,283
April	2,745	
May	2,746	
June	2,746	

QUALITY

	Quantity	Base Number	Contract	AT	Region	England
% of FP17s for the same patient ID Re-attending within 3 months - Children	26	593	4.4%	9.9%	12.0%	12.3%
% of FP17s for the same patient ID Re-attending within 3 months - Adults	76	977	7.8%	13.6%	16.0%	16.7%
% of FP17s for the same patient ID Re-attending between 3 & 9 months - Children	405	593	68.3%	58.5%	58.8%	57.6%
% of FP17s for the same patient ID Re-attending between 3 & 9 months - Adults	509	977	52.1%	49.0%	51.2%	50.1%
% of FP17s for Band 1 Urgent Courses	23	1,475	1.6%	6.9%	8.0%	9.1%
% of FP17s Relating to Free Repair or Replacements	3	1,475	0.2%	0.8%	0.8%	0.8%
% of FP17s Relating to Continuations	34	1,475	2.3%	1.3%	1.2%	1.2%
% of Patients satisfied with the dentistry they have received	0	0	N/A	92.7%	92.7%	92.8%
% of Patients satisfied with the time they had to wait for an appointment	0	0	N/A	91.7%	89.1%	88.7%

* This is based on patients treated on this contract for their most recent course of treatment. Figures in italics indicate the base number of FP17s or Patient Questionnaire responses are less than 100. N/A is shown where the base number of responses is less than 10 during the period. % is calculated as Quantity/Base number*100

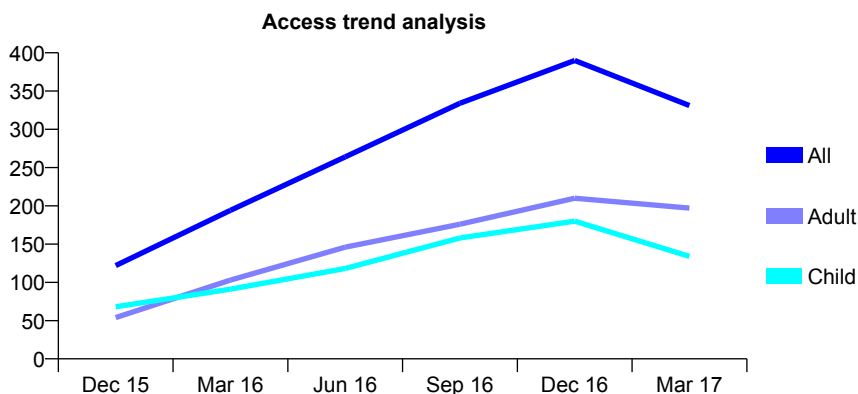
Q53 - Vital Signs At a Glance Contract Report for 641960/0003 - March 2017

Name or company name	MR AJ BROWNE
Contract type name	GDS Contract
Purpose of contract	General
Contract start date	01/09/2015
Contract end date	

16/17 Contracted general activity (UDA)	807
Carry forward general activity (UDA)	3
16/17 Contracted orthodontic activity (UOA)	0
Carry forward orthodontic activity (UOA)	0
Baseline contract value	£19,884.19

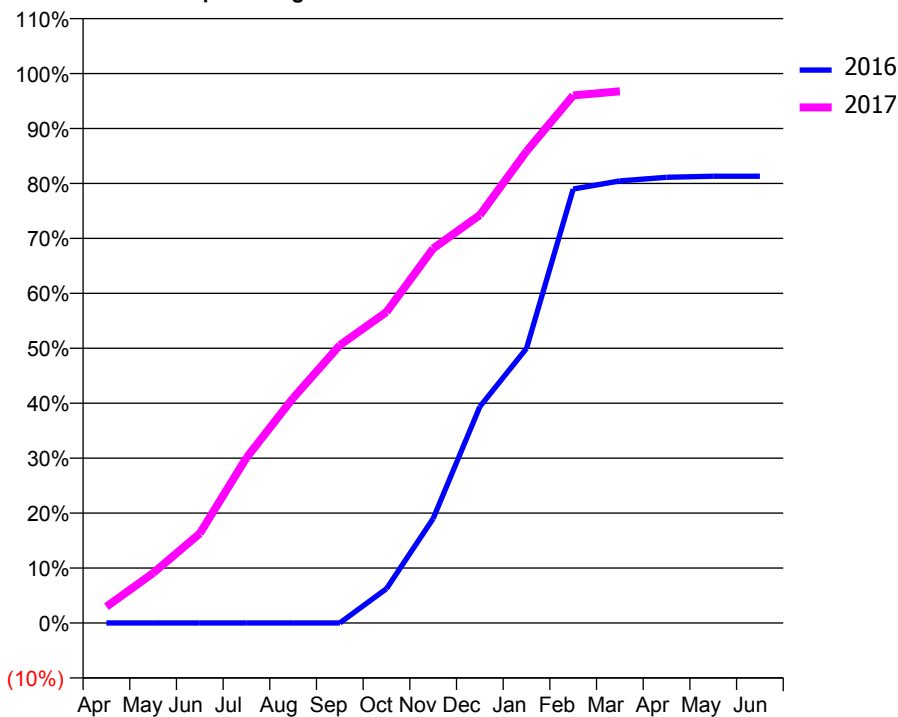
ACCESS*

Patients seen in 24 months	Total	Change since previous quarter
Quarter ending March 2016	194	
Quarter ending June 2016	264	↑
Quarter ending September 2016	334	↑
Quarter ending December 2016	390	↑
Quarter ending March 2017	331	↓
Variance since March 2016	70.6%	↑



ACTIVITY

Cumulative percentage of contracted UDA delivered 2016 & 2017



Adjusted Scheduled Activity (UDA)

Month	2016	2017
April	0	24
May	0	73
June	0	132
July	0	243
August	0	330
September	0	408
October	29	457
November	90	550
December	185	599
January	235	693
February	372	775
March	379	781
April	382	
May	383	
June	383	

QUALITY

	Quantity	Base Number	Contract	AT	Region	England
% of FP17s for the same patient ID Re-attending within 3 months - Children	7	260	2.7%	9.9%	12.0%	12.3%
% of FP17s for the same patient ID Re-attending within 3 months - Adults	21	270	7.8%	13.6%	16.0%	16.7%
% of FP17s for the same patient ID Re-attending between 3 & 9 months - Children	117	260	45.0%	58.5%	58.8%	57.6%
% of FP17s for the same patient ID Re-attending between 3 & 9 months - Adults	95	270	35.2%	49.0%	51.2%	50.1%
% of FP17s for Band 1 Urgent Courses	19	528	3.6%	6.9%	8.0%	9.1%
% of FP17s Relating to Free Repair or Replacements	1	528	0.2%	0.8%	0.8%	0.8%
% of FP17s Relating to Continuations	13	528	2.5%	1.3%	1.2%	1.2%
% of Patients satisfied with the dentistry they have received	0	0	N/A	92.7%	92.7%	92.8%
% of Patients satisfied with the time they had to wait for an appointment	0	0	N/A	91.7%	89.1%	88.7%

* This is based on patients treated on this contract for their most recent course of treatment. Figures in italics indicate the base number of FP17s or Patient Questionnaire responses are less than 100. N/A is shown where the base number of responses is less than 10 during the period. % is calculated as Quantity/Base number*100

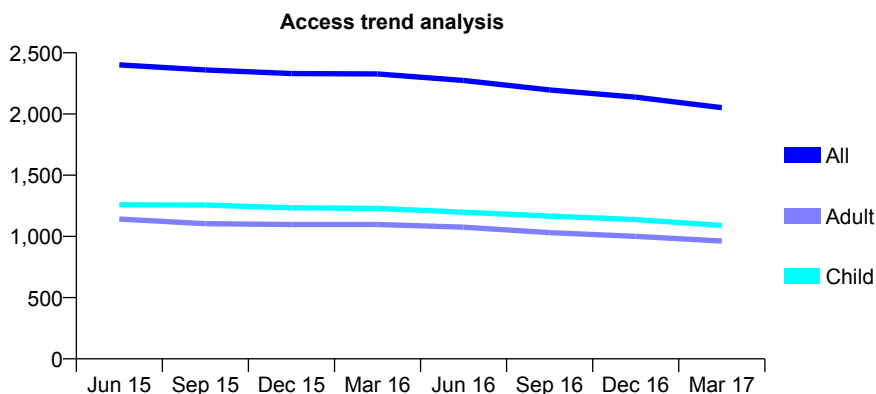
Q53 - Vital Signs At a Glance Contract Report for 650072/0001 - March 2017

Name or company name	MR PR BRADLEY
Contract type name	GDS Contract
Purpose of contract	General
Contract start date	01/04/2006
Contract end date	

16/17 Contracted general activity (UDA)	5,000
Carry forward general activity (UDA)	0
16/17 Contracted orthodontic activity (UOA)	0
Carry forward orthodontic activity (UOA)	0
Baseline contract value	£123,936.93

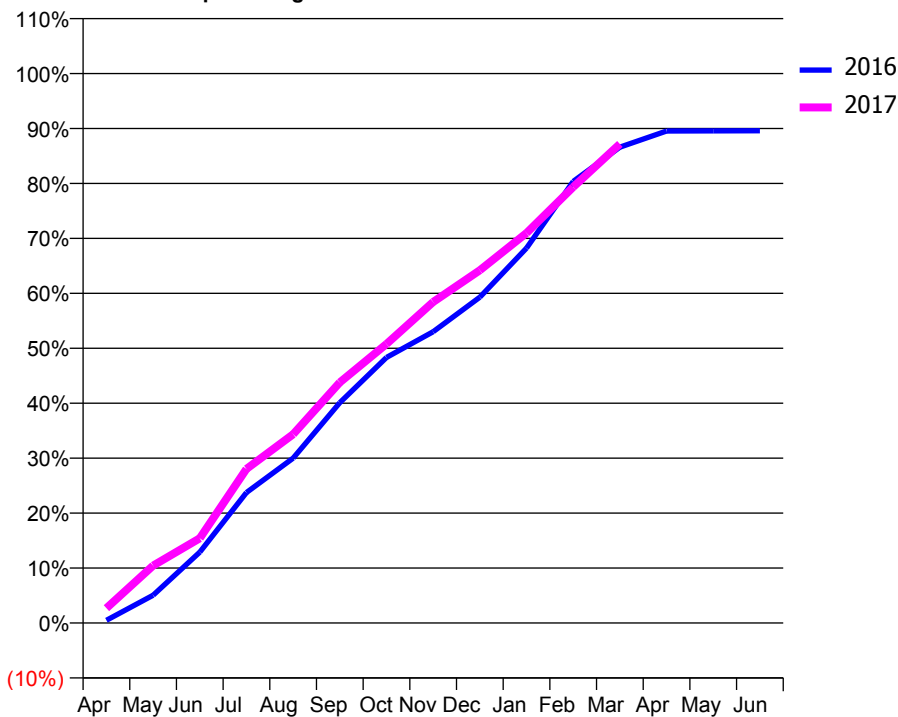
ACCESS*

Patients seen in 24 months	Total	Change since previous quarter
Quarter ending March 2016	2,327	
Quarter ending June 2016	2,274	↓
Quarter ending September 2016	2,197	↓
Quarter ending December 2016	2,138	↓
Quarter ending March 2017	2,052	↓
Variance since March 2016	(11.8%)	↓



ACTIVITY

Cumulative percentage of contracted UDA delivered 2016 & 2017



Month	Adjusted Scheduled Activity (UDA)	
	2016	2017
April	25	136
May	263	522
June	670	771
July	1,234	1,403
August	1,560	1,717
September	2,085	2,189
October	2,513	2,538
November	2,756	2,921
December	3,083	3,210
January	3,547	3,548
February	4,179	3,967
March	4,503	4,359
April	4,655	
May	4,656	
June	4,658	

QUALITY

	Quantity	Base Number	Contract	AT	Region	England
% of FP17s for the same patient ID Re-attending within 3 months - Children	125	1,613	7.7%	9.9%	12.0%	12.3%
% of FP17s for the same patient ID Re-attending within 3 months - Adults	181	1,262	14.3%	13.6%	16.0%	16.7%
% of FP17s for the same patient ID Re-attending between 3 & 9 months - Children	1,064	1,613	66.0%	58.5%	58.8%	57.6%
% of FP17s for the same patient ID Re-attending between 3 & 9 months - Adults	821	1,262	65.1%	49.0%	51.2%	50.1%
% of FP17s for Band 1 Urgent Courses	149	2,776	5.4%	6.9%	8.0%	9.1%
% of FP17s Relating to Free Repair or Replacements	0	2,776	0.0%	0.8%	0.8%	0.8%
% of FP17s Relating to Continuations	5	2,776	0.2%	1.3%	1.2%	1.2%
% of Patients satisfied with the dentistry they have received	3	3	N/A	92.7%	92.7%	92.8%
% of Patients satisfied with the time they had to wait for an appointment	3	3	N/A	91.7%	89.1%	88.7%

* This is based on patients treated on this contract for their most recent course of treatment. Figures in italics indicate the base number of FP17s or Patient Questionnaire responses are less than 100. N/A is shown where the base number of responses is less than 10 during the period. % is calculated as Quantity/Base number*100

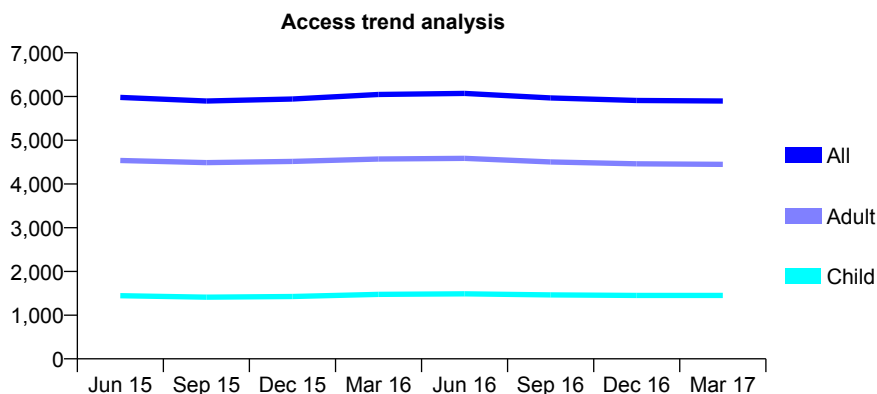
Q53 - Vital Signs At a Glance Contract Report for 650579/0001 - March 2017

Name or company name	MR AW STANLEY
Contract type name	GDS Contract
Purpose of contract	General
Contract start date	01/04/2006
Contract end date	

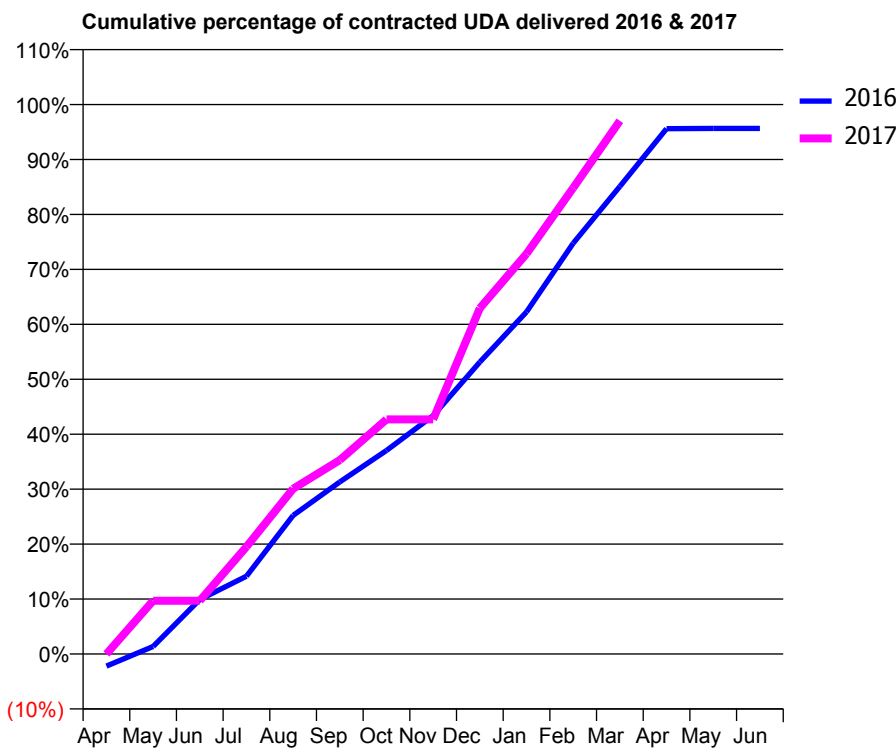
16/17 Contracted general activity (UDA)	17,035
Carry forward general activity (UDA)	0
16/17 Contracted orthodontic activity (UOA)	0
Carry forward orthodontic activity (UOA)	0
Baseline contract value	£576,226.14

ACCESS*

Patients seen in 24 months	Total	Change since previous quarter
Quarter ending March 2016	6,046	
Quarter ending June 2016	6,072	→
Quarter ending September 2016	5,967	↓
Quarter ending December 2016	5,911	→
Quarter ending March 2017	5,898	→
Variance since March 2016	(2.4%)	↓



ACTIVITY



Month	Adjusted Scheduled Activity (UDA)	
	2016	2017
April	-379	1
May	232	1,651
June	1,687	1,651
July	2,411	3,327
August	4,298	5,122
September	5,336	6,011
October	6,312	7,272
November	7,388	7,272
December	9,050	10,723
January	10,605	12,410
February	12,734	14,451
March	14,495	16,530
April	16,285	
May	16,293	
June	16,293	

QUALITY

	Quantity	Base Number	Contract	AT	Region	England
% of FP17s for the same patient ID Re-attending within 3 months - Children	156	2,203	7.1%	9.9%	12.0%	12.3%
% of FP17s for the same patient ID Re-attending within 3 months - Adults	953	6,450	14.8%	13.6%	16.0%	16.7%
% of FP17s for the same patient ID Re-attending between 3 & 9 months - Children	1,339	2,203	60.8%	58.5%	58.8%	57.6%
% of FP17s for the same patient ID Re-attending between 3 & 9 months - Adults	2,608	6,450	40.4%	49.0%	51.2%	50.1%
% of FP17s for Band 1 Urgent Courses	215	7,217	3.0%	6.9%	8.0%	9.1%
% of FP17s Relating to Free Repair or Replacements	0	7,217	0.0%	0.8%	0.8%	0.8%
% of FP17s Relating to Continuations	290	7,217	4.0%	1.3%	1.2%	1.2%
% of Patients satisfied with the dentistry they have received	10	12	83.3%	92.7%	92.7%	92.8%
% of Patients satisfied with the time they had to wait for an appointment	10	12	83.3%	91.7%	89.1%	88.7%

* This is based on patients treated on this contract for their most recent course of treatment. Figures in italics indicate the base number of FP17s or Patient Questionnaire responses are less than 100. N/A is shown where the base number of responses is less than 10 during the period. % is calculated as Quantity/Base number*100

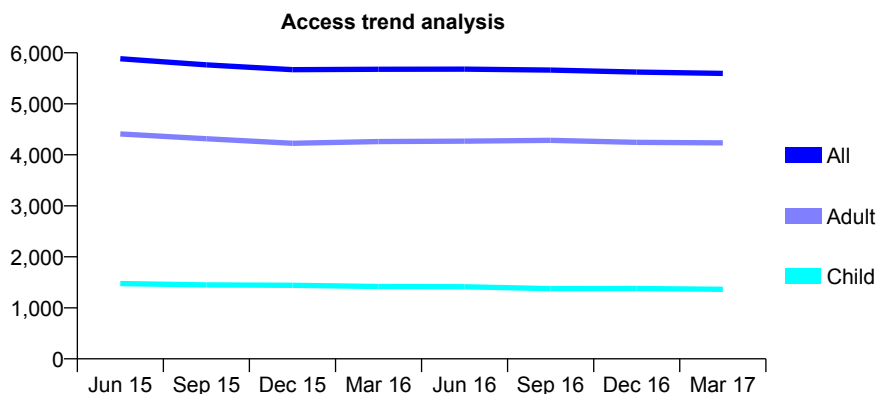
Q53 - Vital Signs At a Glance Contract Report for 653071/0002 - March 2017

Name or company name	MISS SS KHAIRA
Contract type name	GDS Contract
Purpose of contract	General
Contract start date	01/04/2013
Contract end date	

16/17 Contracted general activity (UDA)	16,115
Carry forward general activity (UDA)	-234
16/17 Contracted orthodontic activity (UOA)	0
Carry forward orthodontic activity (UOA)	0
Baseline contract value	£368,903.83

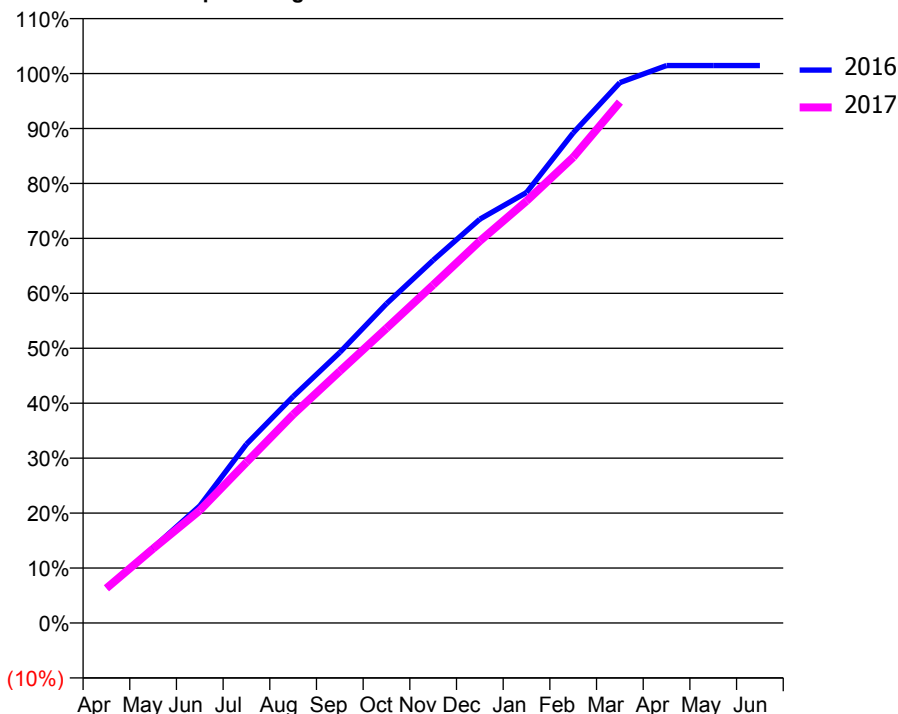
ACCESS*

Patients seen in 24 months	Total	Change since previous quarter
Quarter ending March 2016	5,677	
Quarter ending June 2016	5,680	→
Quarter ending September 2016	5,661	→
Quarter ending December 2016	5,623	→
Quarter ending March 2017	5,597	→
Variance since March 2016	(1.4%)	↓



ACTIVITY

Cumulative percentage of contracted UDA delivered 2016 & 2017



Month	Adjusted Scheduled Activity (UDA)	
	2016	2017
April	1,031	1,020
May	2,207	2,179
June	3,434	3,303
July	5,248	4,716
August	6,642	6,113
September	7,938	7,385
October	9,364	8,643
November	10,638	9,915
December	11,844	11,201
January	12,626	12,377
February	14,375	13,659
March	15,849	15,277
April	16,347	
May	16,350	
June	16,349	

QUALITY

	Quantity	Base Number	Contract	AT	Region	England
% of FP17s for the same patient ID Re-attending within 3 months - Children	122	2,014	6.1%	9.9%	12.0%	12.3%
% of FP17s for the same patient ID Re-attending within 3 months - Adults	797	5,971	13.3%	13.6%	16.0%	16.7%
% of FP17s for the same patient ID Re-attending between 3 & 9 months - Children	1,233	2,014	61.2%	58.5%	58.8%	57.6%
% of FP17s for the same patient ID Re-attending between 3 & 9 months - Adults	3,560	5,971	59.6%	49.0%	51.2%	50.1%
% of FP17s for Band 1 Urgent Courses	463	7,745	6.0%	6.9%	8.0%	9.1%
% of FP17s Relating to Free Repair or Replacements	161	7,745	2.1%	0.8%	0.8%	0.8%
% of FP17s Relating to Continuations	53	7,745	0.7%	1.3%	1.2%	1.2%
% of Patients satisfied with the dentistry they have received	19	19	100.0%	92.7%	92.7%	92.8%
% of Patients satisfied with the time they had to wait for an appointment	17	19	89.5%	91.7%	89.1%	88.7%

* This is based on patients treated on this contract for their most recent course of treatment. Figures in italics indicate the base number of FP17s or Patient Questionnaire responses are less than 100. N/A is shown where the base number of responses is less than 10 during the period. % is calculated as Quantity/Base number*100

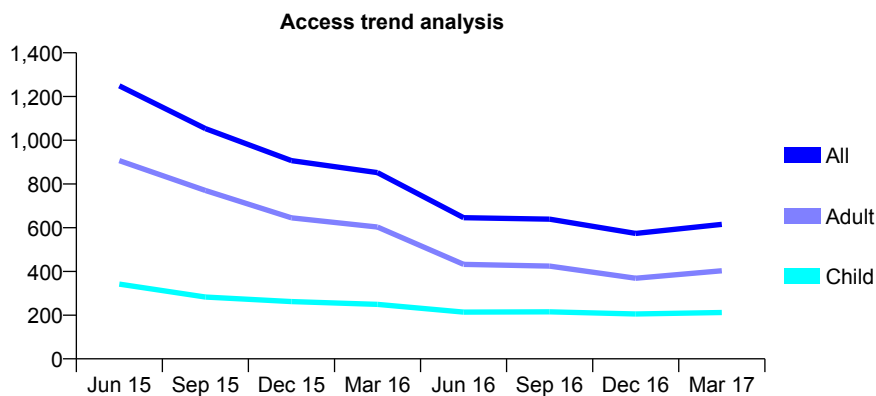
Q53 - Vital Signs At a Glance Contract Report for 654221/0001 - March 2017

Name or company name	MR SP HUNDAL
Contract type name	GDS Contract
Purpose of contract	General
Contract start date	01/04/2006
Contract end date	

16/17 Contracted general activity (UDA)	6,000
Carry forward general activity (UDA)	0
16/17 Contracted orthodontic activity (UOA)	0
Carry forward orthodontic activity (UOA)	0
Baseline contract value	£170,495.15

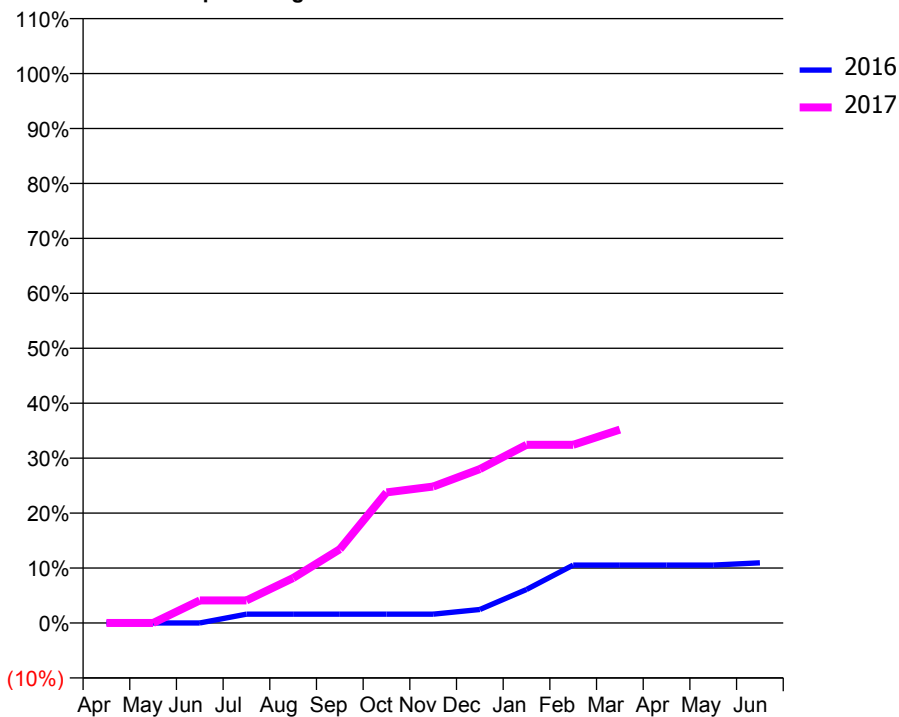
ACCESS*

Patients seen in 24 months	Total	Change since previous quarter
Quarter ending March 2016	852	
Quarter ending June 2016	646	↓
Quarter ending September 2016	639	↓
Quarter ending December 2016	574	↓
Quarter ending March 2017	615	↑
Variance since March 2016	(27.8%)	↓



ACTIVITY

Cumulative percentage of contracted UDA delivered 2016 & 2017



Month	Adjusted Scheduled Activity (UDA)	
	2016	2017
April	0	0
May	0	0
June	0	247
July	97	247
August	97	491
September	97	806
October	97	1,426
November	97	1,490
December	148	1,681
January	366	1,946
February	633	1,946
March	633	2,111
April	633	
May	633	
June	658	

QUALITY

	Quantity	Base Number	Contract	AT	Region	England
% of FP17s for the same patient ID Re-attending within 3 months - Children	6	193	3.1%	9.9%	12.0%	12.3%
% of FP17s for the same patient ID Re-attending within 3 months - Adults	12	340	3.5%	13.6%	16.0%	16.7%
% of FP17s for the same patient ID Re-attending between 3 & 9 months - Children	22	193	11.4%	58.5%	58.8%	57.6%
% of FP17s for the same patient ID Re-attending between 3 & 9 months - Adults	32	340	9.4%	49.0%	51.2%	50.1%
% of FP17s for Band 1 Urgent Courses	2	527	0.4%	6.9%	8.0%	9.1%
% of FP17s Relating to Free Repair or Replacements	1	527	0.2%	0.8%	0.8%	0.8%
% of FP17s Relating to Continuations	2	527	0.4%	1.3%	1.2%	1.2%
% of Patients satisfied with the dentistry they have received	0	0	N/A	92.7%	92.7%	92.8%
% of Patients satisfied with the time they had to wait for an appointment	0	0	N/A	91.7%	89.1%	88.7%

* This is based on patients treated on this contract for their most recent course of treatment. Figures in italics indicate the base number of FP17s or Patient Questionnaire responses are less than 100. N/A is shown where the base number of responses is less than 10 during the period. % is calculated as Quantity/Base number*100

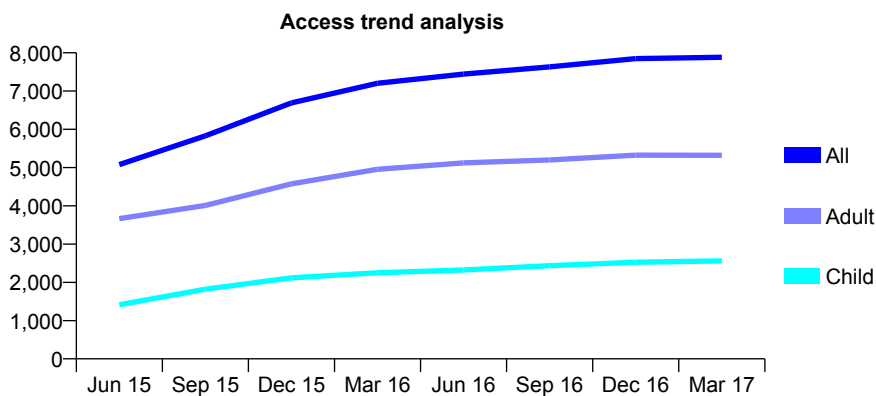
Q53 - Vital Signs At a Glance Contract Report for 658480/0001 - March 2017

Name or company name	MISS TJ WHITMORE
Contract type name	GDS Contract
Purpose of contract	General
Contract start date	01/09/2006
Contract end date	

16/17 Contracted general activity (UDA)	15,317
Carry forward general activity (UDA)	71
16/17 Contracted orthodontic activity (UOA)	0
Carry forward orthodontic activity (UOA)	0
Baseline contract value	£430,212.63

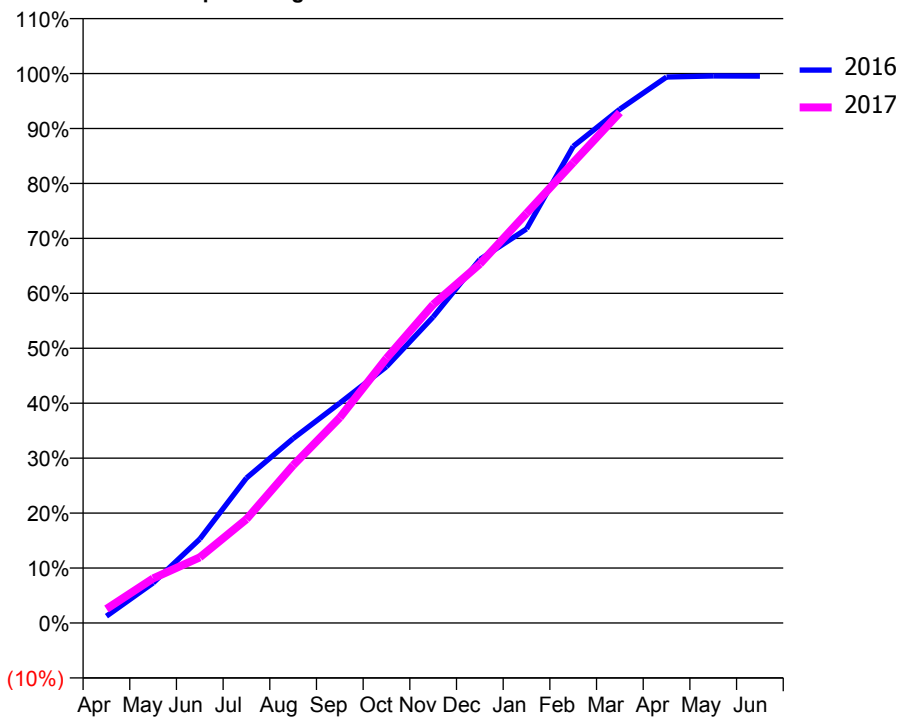
ACCESS*

Patients seen in 24 months	Total	Change since previous quarter
Quarter ending March 2016	7,205	
Quarter ending June 2016	7,445	↑
Quarter ending September 2016	7,633	↑
Quarter ending December 2016	7,850	↑
Quarter ending March 2017	7,883	→
Variance since March 2016	9.4%	↑



ACTIVITY

Cumulative percentage of contracted UDA delivered 2016 & 2017



Month	Adjusted Scheduled Activity (UDA)	
	2016	2017
April	190	394
May	1,116	1,245
June	2,339	1,830
July	4,042	2,894
August	5,143	4,394
September	6,132	5,726
October	7,146	7,380
November	8,533	8,879
December	10,135	10,007
January	10,987	11,419
February	13,287	12,834
March	14,324	14,231
April	15,220	
May	15,248	
June	15,246	

QUALITY

	Quantity	Base Number	Contract	AT	Region	England
% of FP17s for the same patient ID Re-attending within 3 months - Children	158	3,882	4.1%	9.9%	12.0%	12.3%
% of FP17s for the same patient ID Re-attending within 3 months - Adults	257	5,558	4.6%	13.6%	16.0%	16.7%
% of FP17s for the same patient ID Re-attending between 3 & 9 months - Children	2,443	3,882	62.9%	58.5%	58.8%	57.6%
% of FP17s for the same patient ID Re-attending between 3 & 9 months - Adults	1,499	5,558	27.0%	49.0%	51.2%	50.1%
% of FP17s for Band 1 Urgent Courses	294	8,241	3.6%	6.9%	8.0%	9.1%
% of FP17s Relating to Free Repair or Replacements	46	8,241	0.6%	0.8%	0.8%	0.8%
% of FP17s Relating to Continuations	22	8,241	0.3%	1.3%	1.2%	1.2%
% of Patients satisfied with the dentistry they have received	9	9	N/A	92.7%	92.7%	92.8%
% of Patients satisfied with the time they had to wait for an appointment	7	9	N/A	91.7%	89.1%	88.7%

* This is based on patients treated on this contract for their most recent course of treatment. Figures in italics indicate the base number of FP17s or Patient Questionnaire responses are less than 100. N/A is shown where the base number of responses is less than 10 during the period. % is calculated as Quantity/Base number*100

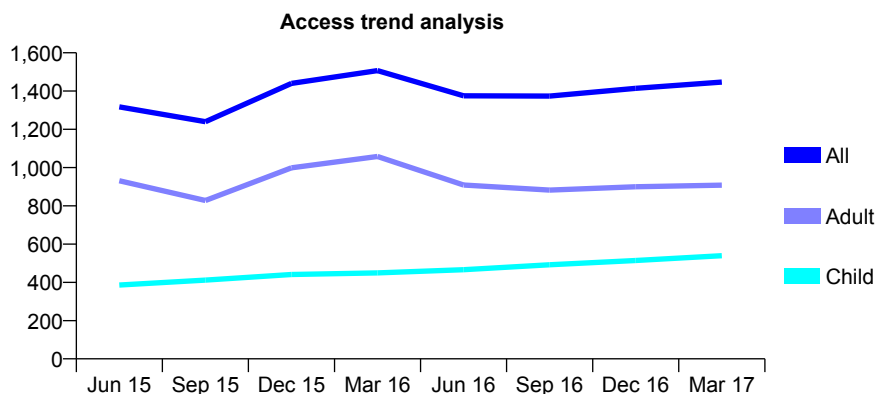
Q53 - Vital Signs At a Glance Contract Report for 658995/0002 - March 2017

Name or company name	MR SR MEHTA
Contract type name	GDS Contract
Purpose of contract	General
Contract start date	03/07/2013
Contract end date	

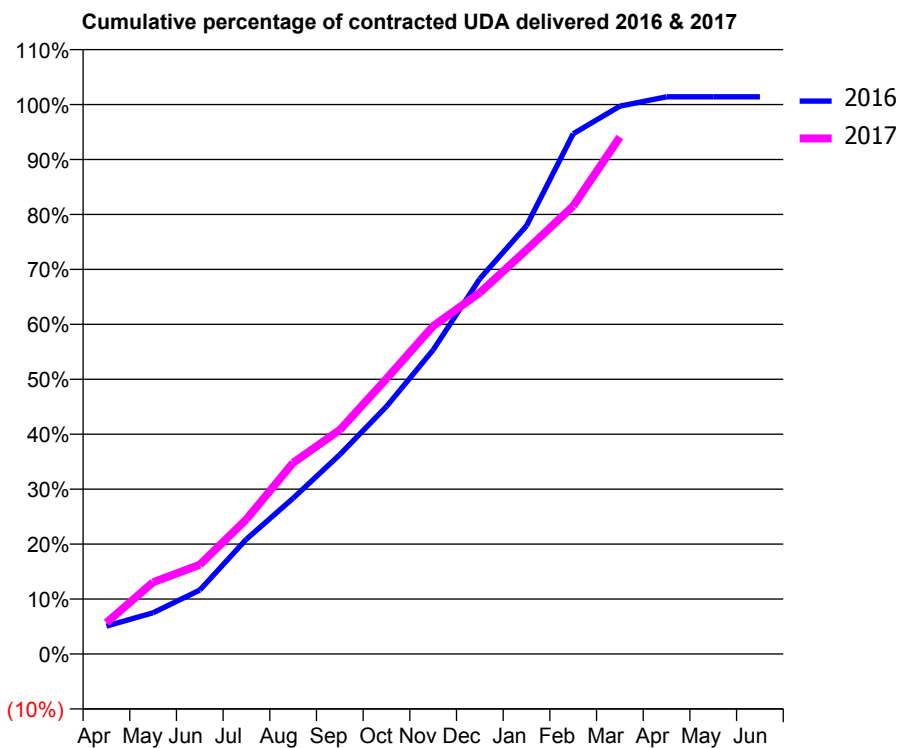
16/17 Contracted general activity (UDA)	4,000
Carry forward general activity (UDA)	-56
16/17 Contracted orthodontic activity (UOA)	0
Carry forward orthodontic activity (UOA)	0
Baseline contract value	£115,227.74

ACCESS*

Patients seen in 24 months	Total	Change since previous quarter
Quarter ending March 2016	1,507	
Quarter ending June 2016	1,375	↓
Quarter ending September 2016	1,374	→
Quarter ending December 2016	1,414	↑
Quarter ending March 2017	1,447	↑
Variance since March 2016	(4.0%)	↓



ACTIVITY



Month	Adjusted Scheduled Activity (UDA)	
	2016	2017
April	203	227
May	301	523
June	465	650
July	836	981
August	1,135	1,392
September	1,452	1,631
October	1,802	2,004
November	2,213	2,387
December	2,732	2,630
January	3,118	2,941
February	3,787	3,261
March	3,988	3,763
April	4,056	
May	4,056	
June	4,056	

QUALITY

	Quantity	Base Number	Contract	AT	Region	England
% of FP17s for the same patient ID Re-attending within 3 months - Children	37	840	4.4%	9.9%	12.0%	12.3%
% of FP17s for the same patient ID Re-attending within 3 months - Adults	68	562	12.1%	13.6%	16.0%	16.7%
% of FP17s for the same patient ID Re-attending between 3 & 9 months - Children	513	840	61.1%	58.5%	58.8%	57.6%
% of FP17s for the same patient ID Re-attending between 3 & 9 months - Adults	239	562	42.5%	49.0%	51.2%	50.1%
% of FP17s for Band 1 Urgent Courses	35	1,358	2.6%	6.9%	8.0%	9.1%
% of FP17s Relating to Free Repair or Replacements	4	1,358	0.3%	0.8%	0.8%	0.8%
% of FP17s Relating to Continuations	4	1,358	0.3%	1.3%	1.2%	1.2%
% of Patients satisfied with the dentistry they have received	3	4	N/A	92.7%	92.7%	92.8%
% of Patients satisfied with the time they had to wait for an appointment	3	4	N/A	91.7%	89.1%	88.7%

* This is based on patients treated on this contract for their most recent course of treatment. Figures in italics indicate the base number of FP17s or Patient Questionnaire responses are less than 100. N/A is shown where the base number of responses is less than 10 during the period. % is calculated as Quantity/Base number*100

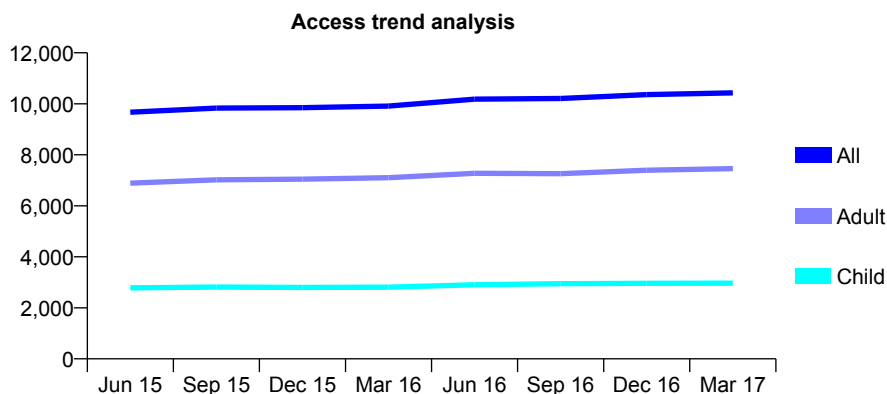
Q53 - Vital Signs At a Glance Contract Report for 676349/0001 - March 2017

Name or company name	MRS MK DEOL
Contract type name	GDS Contract
Purpose of contract	General
Contract start date	01/04/2006
Contract end date	

16/17 Contracted general activity (UDA)	22,272
Carry forward general activity (UDA)	-171
16/17 Contracted orthodontic activity (UOA)	0
Carry forward orthodontic activity (UOA)	0
Baseline contract value	£656,758.99

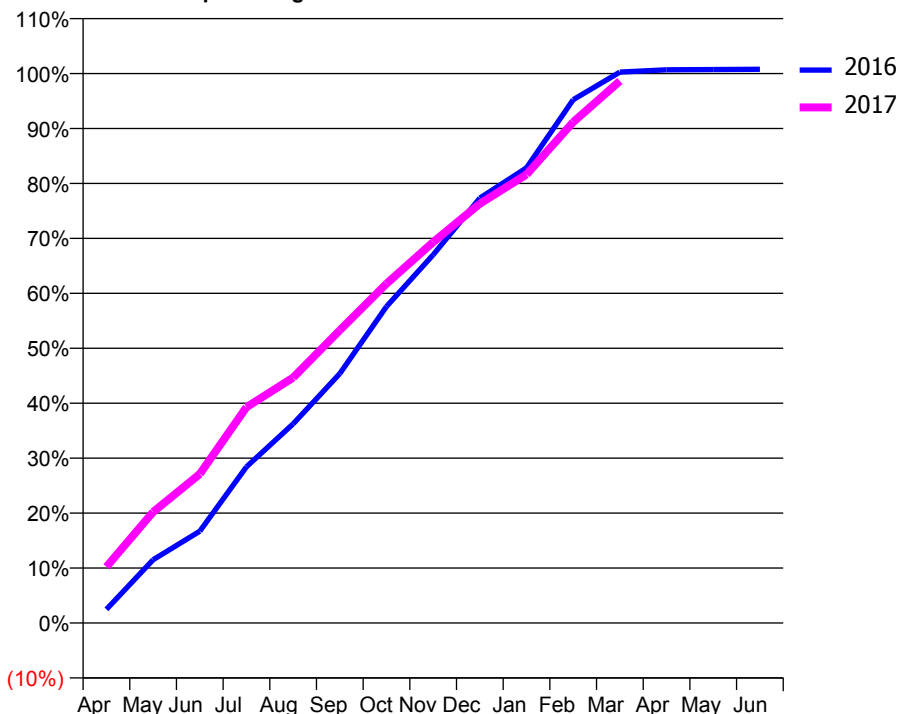
ACCESS*

Patients seen in 24 months	Total	Change since previous quarter
Quarter ending March 2016	9,910	
Quarter ending June 2016	10,184	↑
Quarter ending September 2016	10,207	→
Quarter ending December 2016	10,360	→
Quarter ending March 2017	10,429	→
Variance since March 2016	5.2%	↑



ACTIVITY

Cumulative percentage of contracted UDA delivered 2016 & 2017



Month	Adjusted Scheduled Activity (UDA)	
	2016	2017
April	552	2,281
May	2,566	4,500
June	3,720	6,041
July	6,331	8,748
August	8,073	9,948
September	10,110	11,868
October	12,826	13,751
November	14,927	15,438
December	17,223	16,993
January	18,450	18,179
February	21,209	20,305
March	22,332	21,966
April	22,419	
May	22,431	
June	22,443	

QUALITY

	Quantity	Base Number	Contract	AT	Region	England
% of FP17s for the same patient ID Re-attending within 3 months - Children	135	3,681	3.7%	9.9%	12.0%	12.3%
% of FP17s for the same patient ID Re-attending within 3 months - Adults	437	8,073	5.4%	13.6%	16.0%	16.7%
% of FP17s for the same patient ID Re-attending between 3 & 9 months - Children	1,995	3,681	54.2%	58.5%	58.8%	57.6%
% of FP17s for the same patient ID Re-attending between 3 & 9 months - Adults	4,144	8,073	51.3%	49.0%	51.2%	50.1%
% of FP17s for Band 1 Urgent Courses	66	10,056	0.7%	6.9%	8.0%	9.1%
% of FP17s Relating to Free Repair or Replacements	41	10,056	0.4%	0.8%	0.8%	0.8%
% of FP17s Relating to Continuations	24	10,056	0.2%	1.3%	1.2%	1.2%
% of Patients satisfied with the dentistry they have received	8	8	N/A	92.7%	92.7%	92.8%
% of Patients satisfied with the time they had to wait for an appointment	8	8	N/A	91.7%	89.1%	88.7%

* This is based on patients treated on this contract for their most recent course of treatment. Figures in italics indicate the base number of FP17s or Patient Questionnaire responses are less than 100. N/A is shown where the base number of responses is less than 10 during the period. % is calculated as Quantity/Base number*100

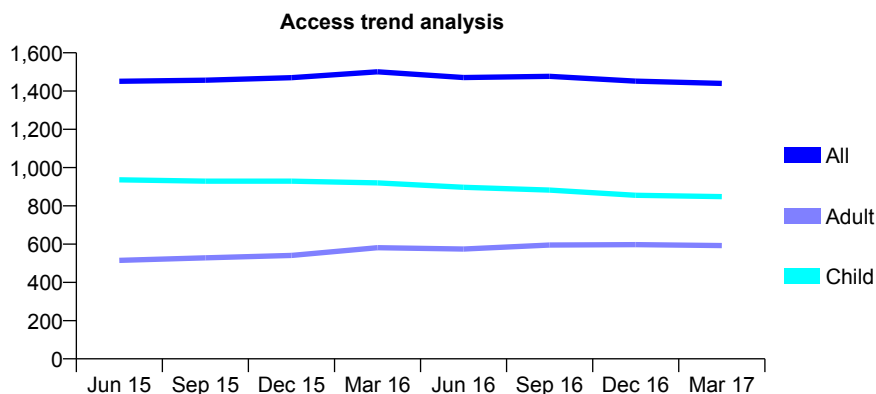
Q53 - Vital Signs At a Glance Contract Report for 679836/0001 - March 2017

Name or company name	MR P MULLIGAN
Contract type name	GDS Contract
Purpose of contract	General
Contract start date	01/04/2006
Contract end date	

16/17 Contracted general activity (UDA)	3,700
Carry forward general activity (UDA)	0
16/17 Contracted orthodontic activity (UOA)	0
Carry forward orthodontic activity (UOA)	0
Baseline contract value	£112,377.24

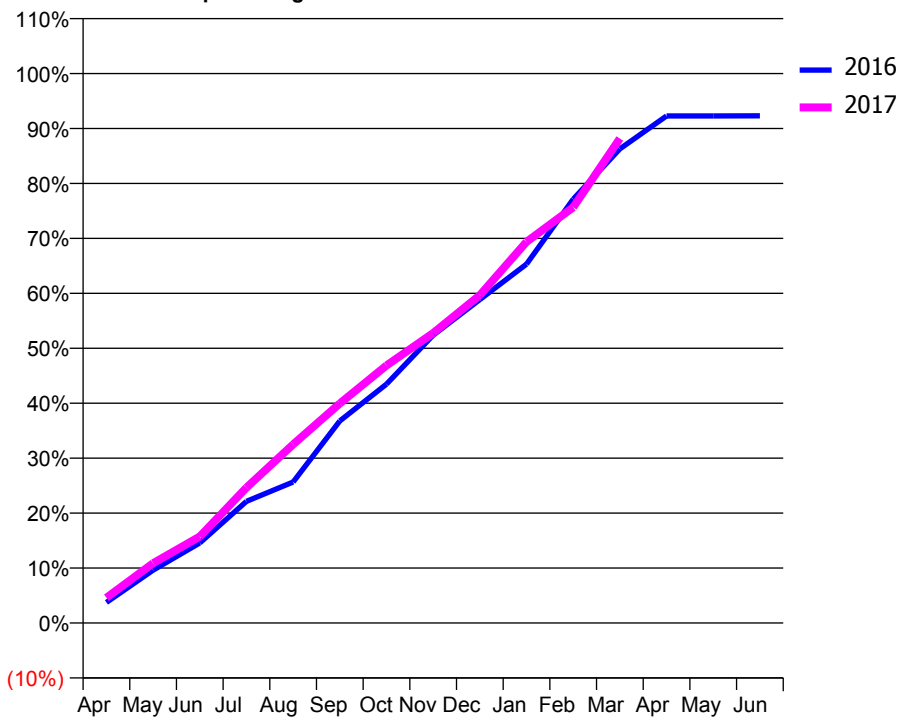
ACCESS*

Patients seen in 24 months	Total	Change since previous quarter
Quarter ending March 2016	1,501	
Quarter ending June 2016	1,471	↓
Quarter ending September 2016	1,477	→
Quarter ending December 2016	1,452	↓
Quarter ending March 2017	1,440	→
Variance since March 2016	(4.1%)	↓



ACTIVITY

Cumulative percentage of contracted UDA delivered 2016 & 2017



Month	Adjusted Scheduled Activity (UDA)	
	2016	2017
April	139	170
May	356	402
June	539	583
July	820	911
August	950	1,203
September	1,361	1,478
October	1,609	1,735
November	1,938	1,953
December	2,178	2,208
January	2,416	2,566
February	2,854	2,799
March	3,192	3,262
April	3,414	
May	3,414	
June	3,415	

QUALITY

	Quantity	Base Number	Contract	AT	Region	England
% of FP17s for the same patient ID Re-attending within 3 months - Children	97	1,714	5.7%	9.9%	12.0%	12.3%
% of FP17s for the same patient ID Re-attending within 3 months - Adults	50	757	6.6%	13.6%	16.0%	16.7%
% of FP17s for the same patient ID Re-attending between 3 & 9 months - Children	1,314	1,714	76.7%	58.5%	58.8%	57.6%
% of FP17s for the same patient ID Re-attending between 3 & 9 months - Adults	500	757	66.1%	49.0%	51.2%	50.1%
% of FP17s for Band 1 Urgent Courses	61	2,319	2.6%	6.9%	8.0%	9.1%
% of FP17s Relating to Free Repair or Replacements	2	2,319	0.1%	0.8%	0.8%	0.8%
% of FP17s Relating to Continuations	5	2,319	0.2%	1.3%	1.2%	1.2%
% of Patients satisfied with the dentistry they have received	1	1	N/A	92.7%	92.7%	92.8%
% of Patients satisfied with the time they had to wait for an appointment	1	1	N/A	91.7%	89.1%	88.7%

* This is based on patients treated on this contract for their most recent course of treatment. Figures in italics indicate the base number of FP17s or Patient Questionnaire responses are less than 100. N/A is shown where the base number of responses is less than 10 during the period. % is calculated as Quantity/Base number*100

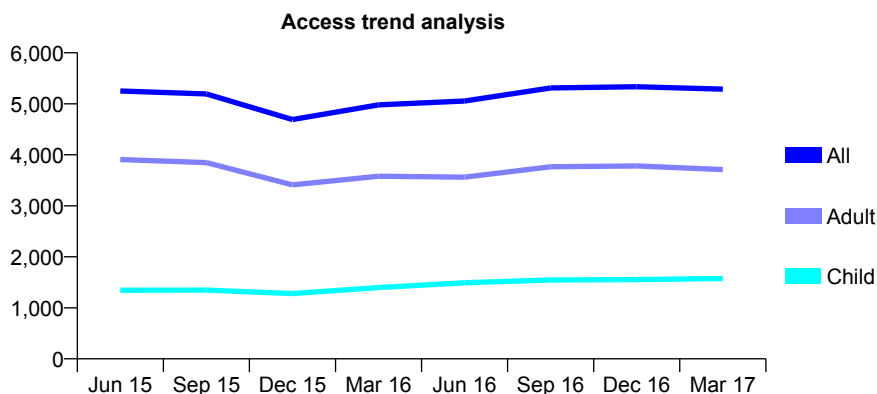
Q53 - Vital Signs At a Glance Contract Report for 681202/0003 - March 2017

Name or company name	MR M EBRAHIM
Contract type name	GDS Contract
Purpose of contract	General
Contract start date	17/01/2013
Contract end date	

16/17 Contracted general activity (UDA)	17,400
Carry forward general activity (UDA)	0
16/17 Contracted orthodontic activity (UOA)	0
Carry forward orthodontic activity (UOA)	0
Baseline contract value	£459,834.44

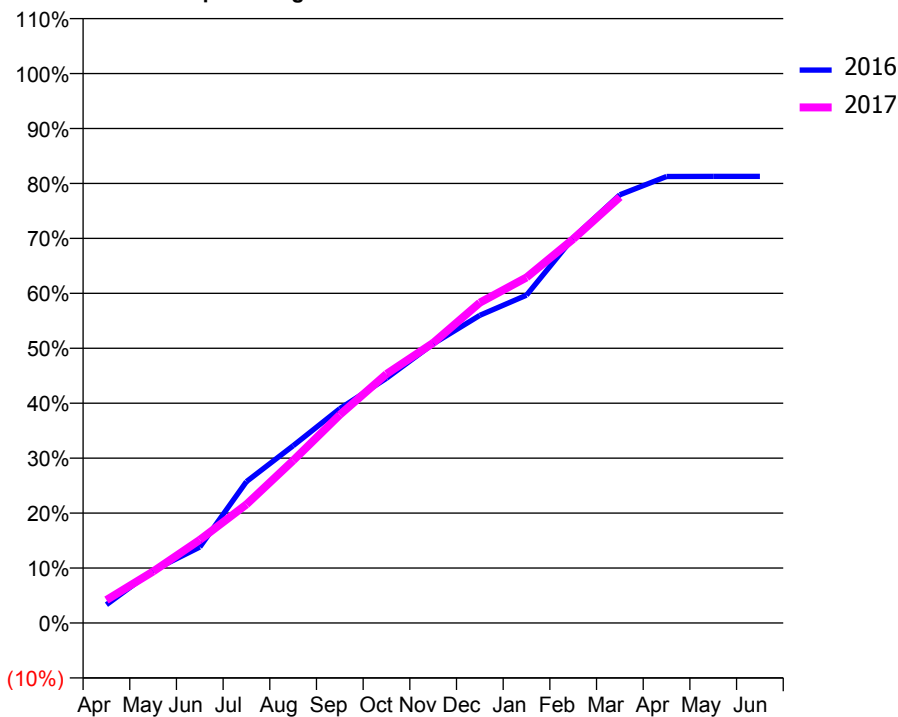
ACCESS*

Patients seen in 24 months	Total	Change since previous quarter
Quarter ending March 2016	4,979	
Quarter ending June 2016	5,055	→
Quarter ending September 2016	5,312	↑
Quarter ending December 2016	5,335	→
Quarter ending March 2017	5,288	→
Variance since March 2016	6.2%	↑



ACTIVITY

Cumulative percentage of contracted UDA delivered 2016 & 2017



Month	Adjusted Scheduled Activity (UDA)	
	2016	2017
April	581	729
May	1,668	1,632
June	2,405	2,631
July	4,477	3,754
August	5,613	5,147
September	6,788	6,594
October	7,751	7,885
November	8,838	8,868
December	9,743	10,146
January	10,381	10,942
February	12,198	12,160
March	13,560	13,490
April	14,138	
May	14,142	
June	14,142	

QUALITY

	Quantity	Base Number	Contract	AT	Region	England
% of FP17s for the same patient ID Re-attending within 3 months - Children	148	2,226	6.6%	9.9%	12.0%	12.3%
% of FP17s for the same patient ID Re-attending within 3 months - Adults	525	4,660	11.3%	13.6%	16.0%	16.7%
% of FP17s for the same patient ID Re-attending between 3 & 9 months - Children	1,026	2,226	46.1%	58.5%	58.8%	57.6%
% of FP17s for the same patient ID Re-attending between 3 & 9 months - Adults	1,456	4,660	31.2%	49.0%	51.2%	50.1%
% of FP17s for Band 1 Urgent Courses	371	6,575	5.6%	6.9%	8.0%	9.1%
% of FP17s Relating to Free Repair or Replacements	113	6,575	1.7%	0.8%	0.8%	0.8%
% of FP17s Relating to Continuations	71	6,575	1.1%	1.3%	1.2%	1.2%
% of Patients satisfied with the dentistry they have received	8	10	80.0%	92.7%	92.7%	92.8%
% of Patients satisfied with the time they had to wait for an appointment	9	10	90.0%	91.7%	89.1%	88.7%

* This is based on patients treated on this contract for their most recent course of treatment. Figures in italics indicate the base number of FP17s or Patient Questionnaire responses are less than 100. N/A is shown where the base number of responses is less than 10 during the period. % is calculated as Quantity/Base number*100

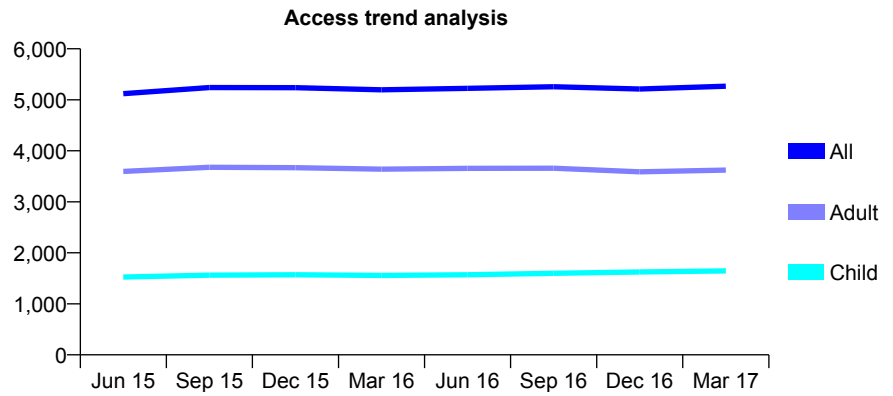
Q53 - Vital Signs At a Glance Contract Report for 682500/0001 - March 2017

Name or company name	MR MN GAMBROUDES
Contract type name	GDS Contract
Purpose of contract	General
Contract start date	01/04/2006
Contract end date	

16/17 Contracted general activity (UDA)	14,071
Carry forward general activity (UDA)	153
16/17 Contracted orthodontic activity (UOA)	0
Carry forward orthodontic activity (UOA)	0
Baseline contract value	£414,736.25

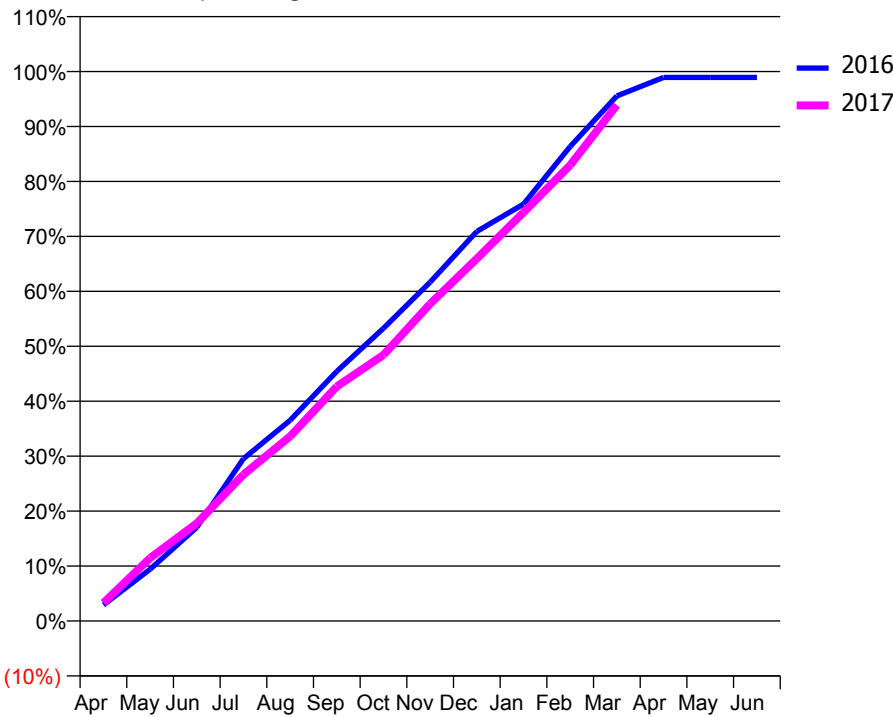
ACCESS*

Patients seen in 24 months	Total	Change since previous quarter
Quarter ending March 2016	5,197	
Quarter ending June 2016	5,225	→
Quarter ending September 2016	5,257	→
Quarter ending December 2016	5,213	→
Quarter ending March 2017	5,267	→
Variance since March 2016	1.3%	→



ACTIVITY

Cumulative percentage of contracted UDA delivered 2016 & 2017



Month	Adjusted Scheduled Activity (UDA)	
	2016	2017
April	412	462
May	1,328	1,615
June	2,399	2,502
July	4,156	3,751
August	5,142	4,727
September	6,395	6,004
October	7,496	6,813
November	8,677	8,123
December	9,975	9,280
January	10,674	10,464
February	12,152	11,673
March	13,444	13,214
April	13,918	
May	13,918	
June	13,918	

QUALITY

	Quantity	Base Number	Contract	AT	Region	England
% of FP17s for the same patient ID Re-attending within 3 months - Children	206	2,634	7.8%	9.9%	12.0%	12.3%
% of FP17s for the same patient ID Re-attending within 3 months - Adults	648	5,160	12.6%	13.6%	16.0%	16.7%
% of FP17s for the same patient ID Re-attending between 3 & 9 months - Children	1,747	2,634	66.3%	58.5%	58.8%	57.6%
% of FP17s for the same patient ID Re-attending between 3 & 9 months - Adults	3,150	5,160	61.0%	49.0%	51.2%	50.1%
% of FP17s for Band 1 Urgent Courses	262	7,571	3.5%	6.9%	8.0%	9.1%
% of FP17s Relating to Free Repair or Replacements	46	7,571	0.6%	0.8%	0.8%	0.8%
% of FP17s Relating to Continuations	46	7,571	0.6%	1.3%	1.2%	1.2%
% of Patients satisfied with the dentistry they have received	11	12	91.7%	92.7%	92.7%	92.8%
% of Patients satisfied with the time they had to wait for an appointment	12	12	100.0%	91.7%	89.1%	88.7%

* This is based on patients treated on this contract for their most recent course of treatment. Figures in italics indicate the base number of FP17s or Patient Questionnaire responses are less than 100. N/A is shown where the base number of responses is less than 10 during the period. % is calculated as Quantity/Base number*100

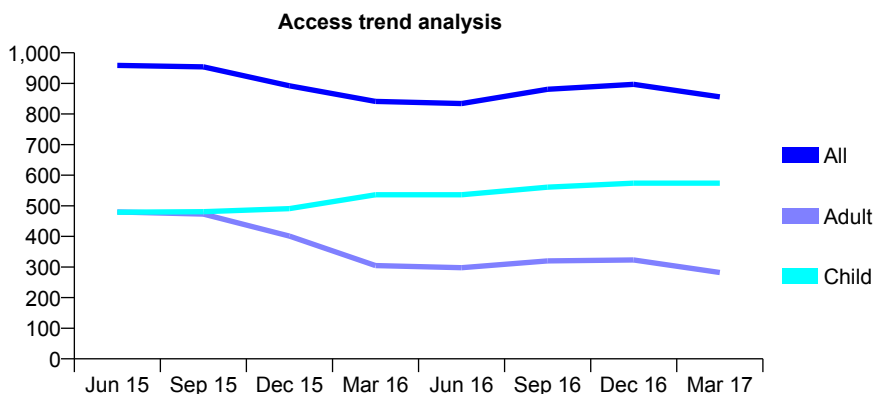
Q53 - Vital Signs At a Glance Contract Report for 688142/0001 - March 2017

Name or company name	MR P GOVENDER
Contract type name	GDS Contract
Purpose of contract	General
Contract start date	01/04/2010
Contract end date	

16/17 Contracted general activity (UDA)	1,400
Carry forward general activity (UDA)	0
16/17 Contracted orthodontic activity (UOA)	0
Carry forward orthodontic activity (UOA)	0
Baseline contract value	£33,677.22

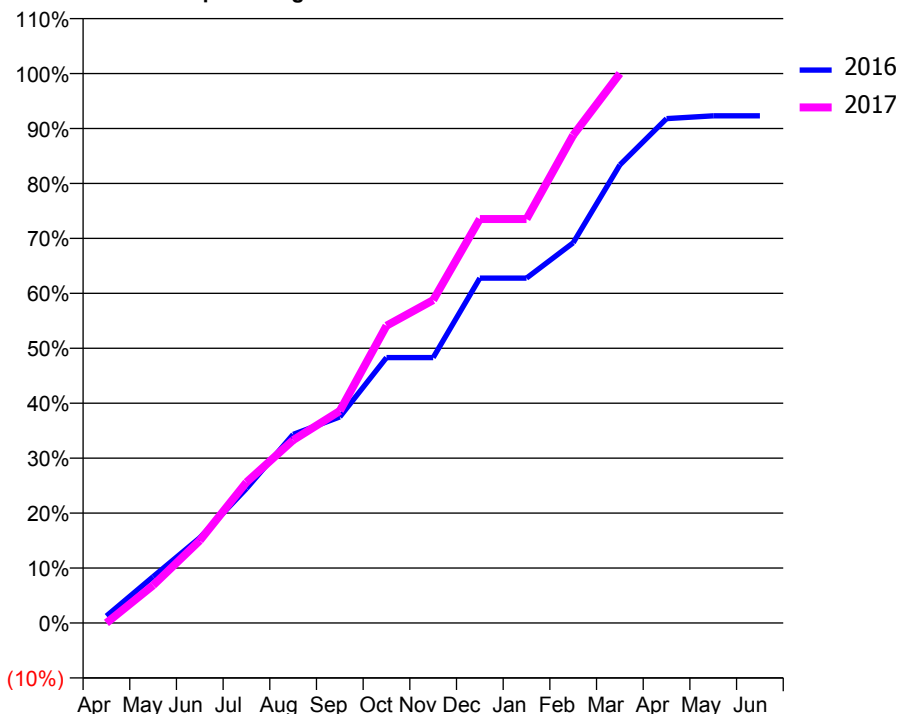
ACCESS*

Patients seen in 24 months	Total	Change since previous quarter
Quarter ending March 2016	841	
Quarter ending June 2016	834	→
Quarter ending September 2016	881	↑
Quarter ending December 2016	897	→
Quarter ending March 2017	856	↓
Variance since March 2016	1.8%	→



ACTIVITY

Cumulative percentage of contracted UDA delivered 2016 & 2017



Adjusted Scheduled Activity (UDA)

Month	2016	2017
April	18	0
May	118	96
June	217	210
July	343	359
August	480	466
September	525	540
October	676	758
November	676	823
December	879	1,029
January	879	1,029
February	969	1,243
March	1,167	1,400
April	1,285	
May	1,292	
June	1,292	

QUALITY

	Quantity	Base Number	Contract	AT	Region	England
% of FP17s for the same patient ID Re-attending within 3 months - Children	46	782	5.9%	9.9%	12.0%	12.3%
% of FP17s for the same patient ID Re-attending within 3 months - Adults	57	300	19.0%	13.6%	16.0%	16.7%
% of FP17s for the same patient ID Re-attending between 3 & 9 months - Children	353	782	45.1%	58.5%	58.8%	57.6%
% of FP17s for the same patient ID Re-attending between 3 & 9 months - Adults	93	300	31.0%	49.0%	51.2%	50.1%
% of FP17s for Band 1 Urgent Courses	80	997	8.0%	6.9%	8.0%	9.1%
% of FP17s Relating to Free Repair or Replacements	0	997	0.0%	0.8%	0.8%	0.8%
% of FP17s Relating to Continuations	0	997	0.0%	1.3%	1.2%	1.2%
% of Patients satisfied with the dentistry they have received	1	1	N/A	92.7%	92.7%	92.8%
% of Patients satisfied with the time they had to wait for an appointment	1	1	N/A	91.7%	89.1%	88.7%

* This is based on patients treated on this contract for their most recent course of treatment. Figures in italics indicate the base number of FP17s or Patient Questionnaire responses are less than 100. N/A is shown where the base number of responses is less than 10 during the period. % is calculated as Quantity/Base number*100

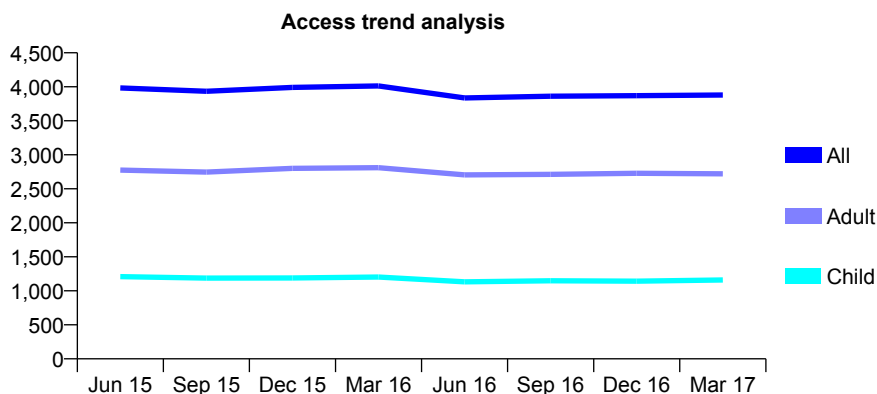
Q53 - Vital Signs At a Glance Contract Report for 693162/0002 - March 2017

Name or company name	MR RK BOJ
Contract type name	GDS Contract
Purpose of contract	General
Contract start date	16/06/2006
Contract end date	

16/17 Contracted general activity (UDA)	10,400
Carry forward general activity (UDA)	213
16/17 Contracted orthodontic activity (UOA)	0
Carry forward orthodontic activity (UOA)	0
Baseline contract value	£293,951.66

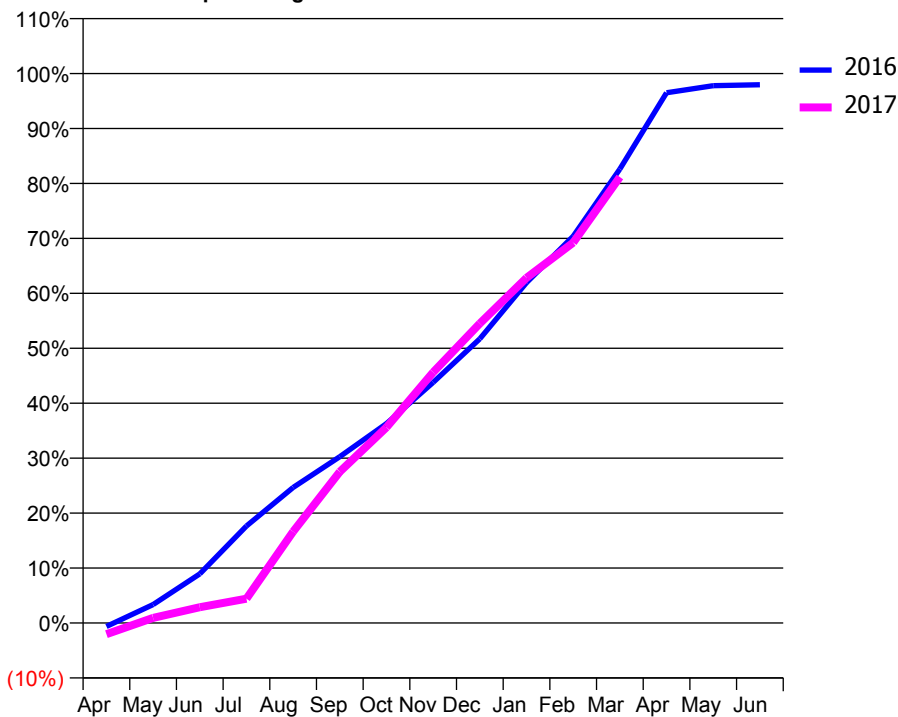
ACCESS*

Patients seen in 24 months	Total	Change since previous quarter
Quarter ending March 2016	4,013	
Quarter ending June 2016	3,837	↓
Quarter ending September 2016	3,862	→
Quarter ending December 2016	3,870	→
Quarter ending March 2017	3,880	→
Variance since March 2016	(3.3%)	↓



ACTIVITY

Cumulative percentage of contracted UDA delivered 2016 & 2017



Month	Adjusted Scheduled Activity (UDA)	
	2016	2017
April	-68	-213
May	350	98
June	930	299
July	1,837	460
August	2,565	1,731
September	3,149	2,864
October	3,775	3,705
November	4,554	4,746
December	5,379	5,668
January	6,442	6,532
February	7,320	7,200
March	8,593	8,440
April	10,036	
May	10,171	
June	10,187	

QUALITY

	Quantity	Base Number	Contract	AT	Region	England
% of FP17s for the same patient ID Re-attending within 3 months - Children	50	1,037	4.8%	9.9%	12.0%	12.3%
% of FP17s for the same patient ID Re-attending within 3 months - Adults	285	2,263	12.6%	13.6%	16.0%	16.7%
% of FP17s for the same patient ID Re-attending between 3 & 9 months - Children	264	1,037	25.5%	58.5%	58.8%	57.6%
% of FP17s for the same patient ID Re-attending between 3 & 9 months - Adults	530	2,263	23.4%	49.0%	51.2%	50.1%
% of FP17s for Band 1 Urgent Courses	153	2,916	5.2%	6.9%	8.0%	9.1%
% of FP17s Relating to Free Repair or Replacements	22	2,916	0.8%	0.8%	0.8%	0.8%
% of FP17s Relating to Continuations	52	2,916	1.8%	1.3%	1.2%	1.2%
% of Patients satisfied with the dentistry they have received	5	5	N/A	92.7%	92.7%	92.8%
% of Patients satisfied with the time they had to wait for an appointment	4	5	N/A	91.7%	89.1%	88.7%

* This is based on patients treated on this contract for their most recent course of treatment. Figures in italics indicate the base number of FP17s or Patient Questionnaire responses are less than 100. N/A is shown where the base number of responses is less than 10 during the period. % is calculated as Quantity/Base number*100

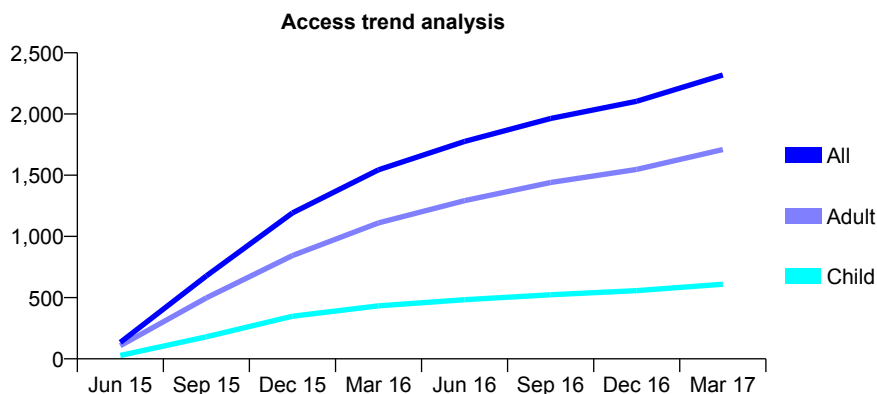
Q53 - Vital Signs At a Glance Contract Report for 698253/0001 - March 2017

Name or company name	MR NS MALHI
Contract type name	GDS Contract
Purpose of contract	General
Contract start date	01/06/2015
Contract end date	

16/17 Contracted general activity (UDA)	6,395
Carry forward general activity (UDA)	2
16/17 Contracted orthodontic activity (UOA)	0
Carry forward orthodontic activity (UOA)	0
Baseline contract value	£180,333.54

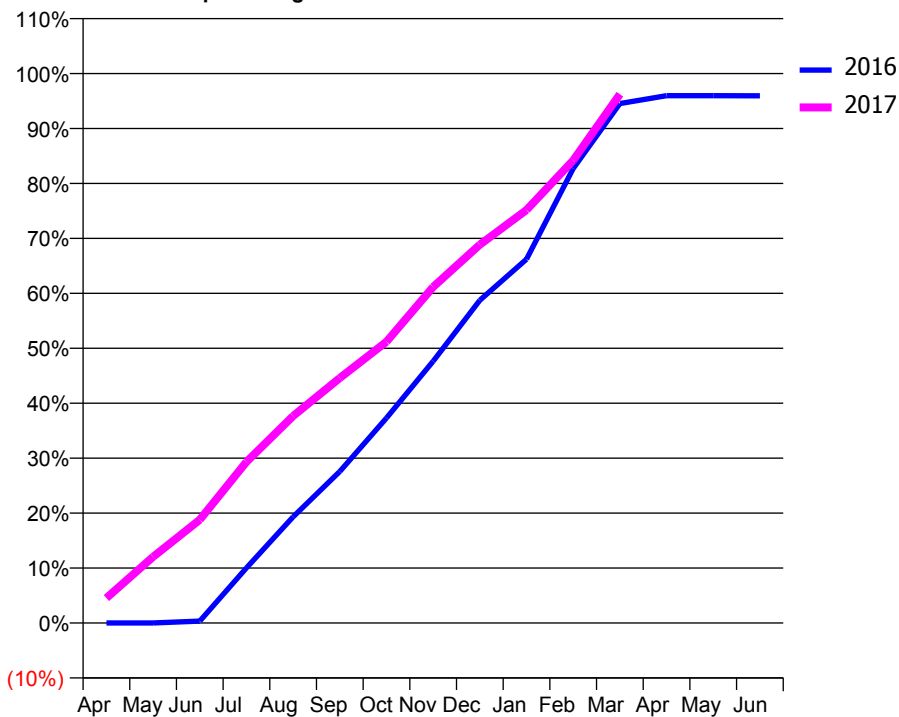
ACCESS*

Patients seen in 24 months	Total	Change since previous quarter
Quarter ending March 2016	1,544	
Quarter ending June 2016	1,776	↑
Quarter ending September 2016	1,964	↑
Quarter ending December 2016	2,104	↑
Quarter ending March 2017	2,319	↑
Variance since March 2016	50.2%	↑



ACTIVITY

Cumulative percentage of contracted UDA delivered 2016 & 2017



Month	Adjusted Scheduled Activity (UDA)	
	2016	2017
April	0	291
May	0	771
June	19	1,201
July	534	1,875
August	1,030	2,409
September	1,470	2,852
October	1,988	3,274
November	2,539	3,911
December	3,130	4,404
January	3,529	4,806
February	4,407	5,384
March	5,038	6,154
April	5,114	
May	5,114	
June	5,113	

QUALITY

	Quantity	Base Number	Contract	AT	Region	England
% of FP17s for the same patient ID Re-attending within 3 months - Children	32	696	4.6%	9.9%	12.0%	12.3%
% of FP17s for the same patient ID Re-attending within 3 months - Adults	209	1,800	11.6%	13.6%	16.0%	16.7%
% of FP17s for the same patient ID Re-attending between 3 & 9 months - Children	281	696	40.4%	58.5%	58.8%	57.6%
% of FP17s for the same patient ID Re-attending between 3 & 9 months - Adults	636	1,800	35.3%	49.0%	51.2%	50.1%
% of FP17s for Band 1 Urgent Courses	152	2,453	6.2%	6.9%	8.0%	9.1%
% of FP17s Relating to Free Repair or Replacements	9	2,453	0.4%	0.8%	0.8%	0.8%
% of FP17s Relating to Continuations	12	2,453	0.5%	1.3%	1.2%	1.2%
% of Patients satisfied with the dentistry they have received	5	5	N/A	92.7%	92.7%	92.8%
% of Patients satisfied with the time they had to wait for an appointment	5	5	N/A	91.7%	89.1%	88.7%

* This is based on patients treated on this contract for their most recent course of treatment. Figures in italics indicate the base number of FP17s or Patient Questionnaire responses are less than 100. N/A is shown where the base number of responses is less than 10 during the period. % is calculated as Quantity/Base number*100

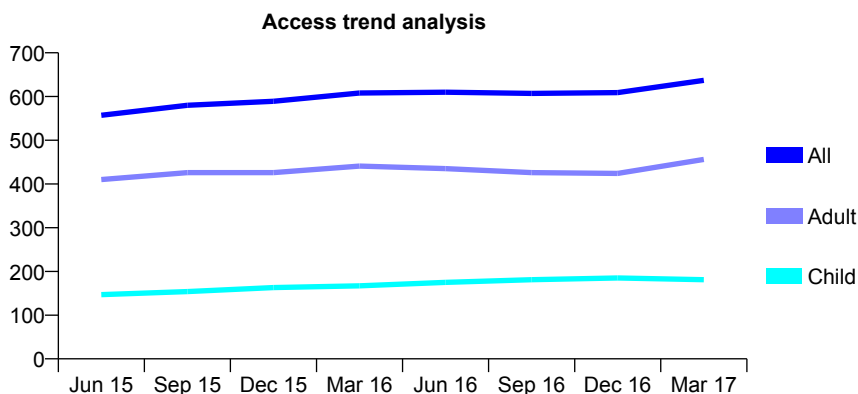
Q53 - Vital Signs At a Glance Contract Report for 716820/0001 - March 2017

Name or company name	MRS HM KOTLINSKA - STASZKOWS
Contract type name	GDS Contract
Purpose of contract	General
Contract start date	21/06/2010
Contract end date	

16/17 Contracted general activity (UDA)	1,813
Carry forward general activity (UDA)	-22
16/17 Contracted orthodontic activity (UOA)	0
Carry forward orthodontic activity (UOA)	0
Baseline contract value	£45,377.94

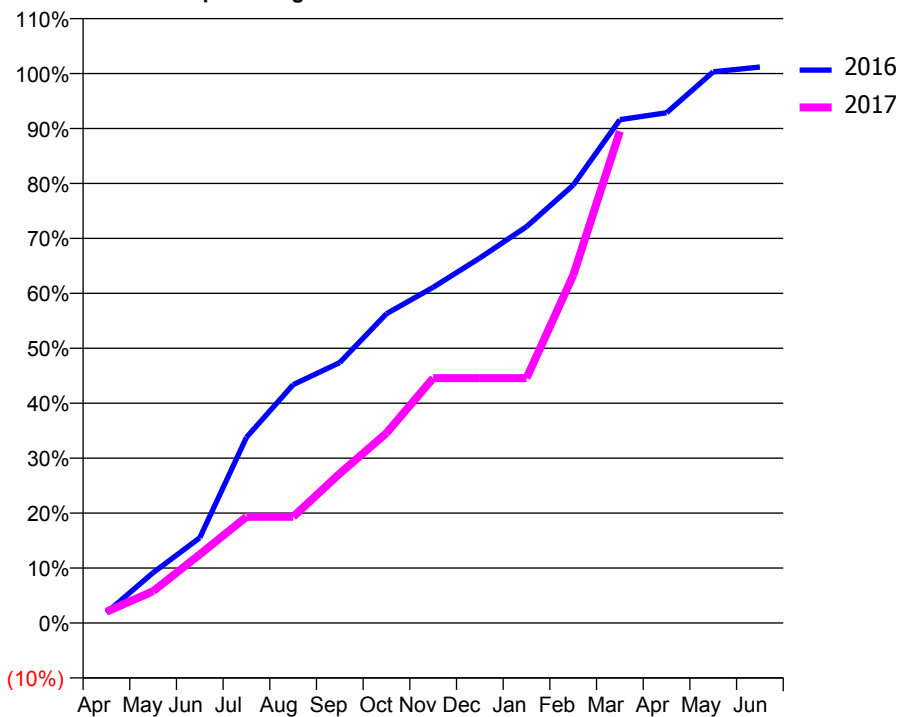
ACCESS*

Patients seen in 24 months	Total	Change since previous quarter
Quarter ending March 2016	608	
Quarter ending June 2016	610	→
Quarter ending September 2016	607	→
Quarter ending December 2016	609	→
Quarter ending March 2017	637	↑
Variance since March 2016	4.8%	↑



ACTIVITY

Cumulative percentage of contracted UDA delivered 2016 & 2017



Month	Adjusted Scheduled Activity (UDA)	
	2016	2017
April	34	37
May	166	105
June	281	226
July	613	351
August	787	351
September	860	494
October	1,021	627
November	1,108	808
December	1,205	808
January	1,308	808
February	1,445	1,147
March	1,661	1,622
April	1,684	
May	1,819	
June	1,835	

QUALITY

	Quantity	Base Number	Contract	AT	Region	England
% of FP17s for the same patient ID Re-attending within 3 months - Children	18	268	6.7%	9.9%	12.0%	12.3%
% of FP17s for the same patient ID Re-attending within 3 months - Adults	61	509	12.0%	13.6%	16.0%	16.7%
% of FP17s for the same patient ID Re-attending between 3 & 9 months - Children	133	268	49.6%	58.5%	58.8%	57.6%
% of FP17s for the same patient ID Re-attending between 3 & 9 months - Adults	220	509	43.2%	49.0%	51.2%	50.1%
% of FP17s for Band 1 Urgent Courses	7	740	0.9%	6.9%	8.0%	9.1%
% of FP17s Relating to Free Repair or Replacements	8	740	1.1%	0.8%	0.8%	0.8%
% of FP17s Relating to Continuations	14	740	1.9%	1.3%	1.2%	1.2%
% of Patients satisfied with the dentistry they have received	0	0	N/A	92.7%	92.7%	92.8%
% of Patients satisfied with the time they had to wait for an appointment	0	0	N/A	91.7%	89.1%	88.7%

* This is based on patients treated on this contract for their most recent course of treatment. Figures in italics indicate the base number of FP17s or Patient Questionnaire responses are less than 100. N/A is shown where the base number of responses is less than 10 during the period. % is calculated as Quantity/Base number*100

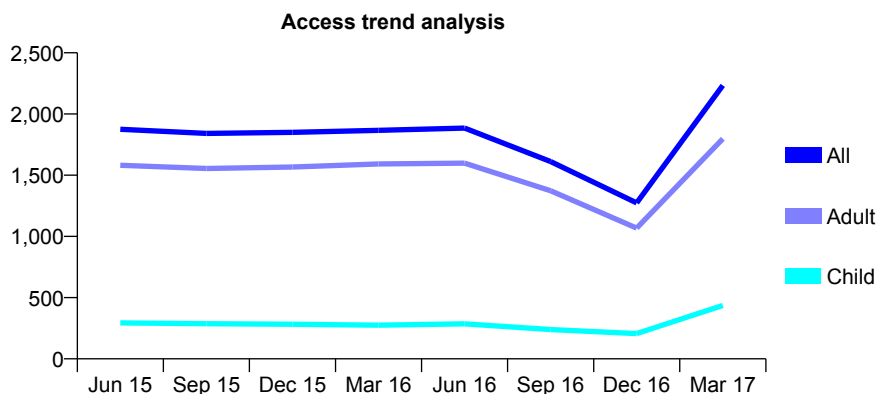
Q53 - Vital Signs At a Glance Contract Report for 731323/0001 - March 2017

Name or company name	Leicester Street Dental Surgery
Contract type name	GDS Contract
Purpose of contract	General
Contract start date	01/04/2006
Contract end date	

16/17 Contracted general activity (UDA)	6,641
Carry forward general activity (UDA)	117
16/17 Contracted orthodontic activity (UOA)	0
Carry forward orthodontic activity (UOA)	0
Baseline contract value	£152,266.05

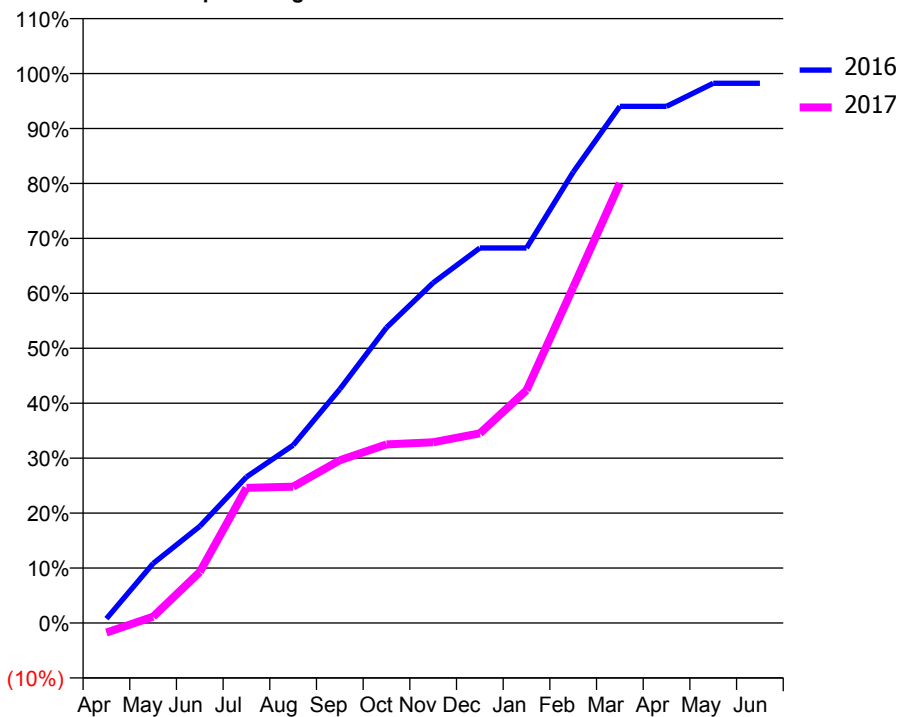
ACCESS*

Patients seen in 24 months	Total	Change since previous quarter
Quarter ending March 2016	1,867	
Quarter ending June 2016	1,885	→
Quarter ending September 2016	1,612	↓
Quarter ending December 2016	1,274	↓
Quarter ending March 2017	2,234	↑
Variance since March 2016	19.7%	↑



ACTIVITY

Cumulative percentage of contracted UDA delivered 2016 & 2017



Month	Adjusted Scheduled Activity (UDA)	
	2016	2017
April	52	-117
May	719	77
June	1,169	617
July	1,766	1,634
August	2,149	1,648
September	2,827	1,967
October	3,571	2,159
November	4,112	2,185
December	4,532	2,292
January	4,532	2,814
February	5,449	4,058
March	6,245	5,316
April	6,245	
May	6,523	
June	6,524	

QUALITY

	Quantity	Base Number	Contract	AT	Region	England
% of FP17s for the same patient ID Re-attending within 3 months - Children	17	535	3.2%	9.9%	12.0%	12.3%
% of FP17s for the same patient ID Re-attending within 3 months - Adults	177	2,127	8.3%	13.6%	16.0%	16.7%
% of FP17s for the same patient ID Re-attending between 3 & 9 months - Children	184	535	34.4%	58.5%	58.8%	57.6%
% of FP17s for the same patient ID Re-attending between 3 & 9 months - Adults	737	2,127	34.6%	49.0%	51.2%	50.1%
% of FP17s for Band 1 Urgent Courses	132	2,520	5.2%	6.9%	8.0%	9.1%
% of FP17s Relating to Free Repair or Replacements	11	2,520	0.4%	0.8%	0.8%	0.8%
% of FP17s Relating to Continuations	19	2,520	0.8%	1.3%	1.2%	1.2%
% of Patients satisfied with the dentistry they have received	7	7	N/A	92.7%	92.7%	92.8%
% of Patients satisfied with the time they had to wait for an appointment	7	7	N/A	91.7%	89.1%	88.7%

* This is based on patients treated on this contract for their most recent course of treatment. Figures in italics indicate the base number of FP17s or Patient Questionnaire responses are less than 100. N/A is shown where the base number of responses is less than 10 during the period. % is calculated as Quantity/Base number*100

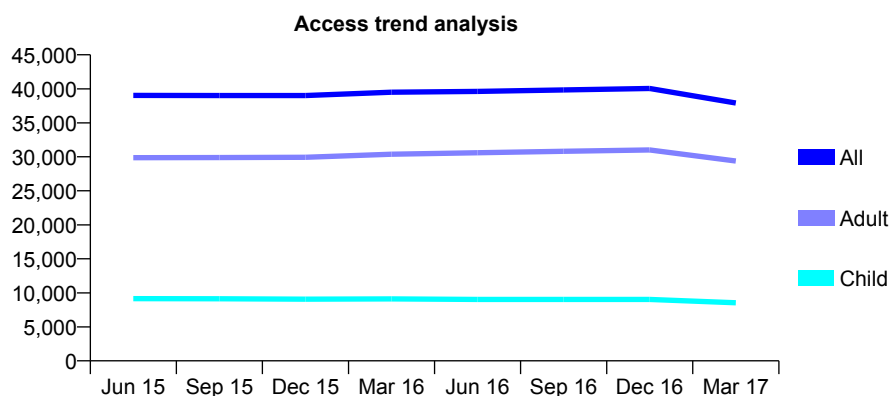
Q53 - Vital Signs At a Glance Contract Report for 732052/0003 - March 2017

Name or company name	Balbir S Bhandal, Amrik S Bhandal & Baljit
Contract type name	GDS Contract
Purpose of contract	General and Orthodontic
Contract start date	01/04/2006
Contract end date	

16/17 Contracted general activity (UDA)	100,734
Carry forward general activity (UDA)	2,146
16/17 Contracted orthodontic activity (UOA)	6,363
Carry forward orthodontic activity (UOA)	-57
Baseline contract value	£2,916,290.56

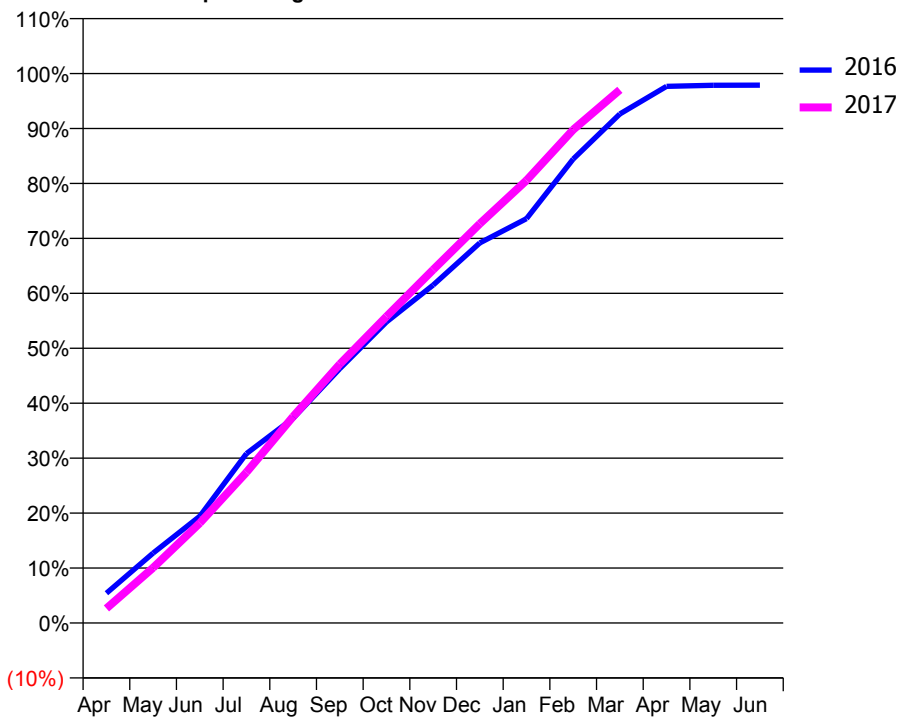
ACCESS*

Patients seen in 24 months	Total	Change since previous quarter
Quarter ending March 2016	39,497	
Quarter ending June 2016	39,625	→
Quarter ending September 2016	39,832	→
Quarter ending December 2016	40,040	→
Quarter ending March 2017	37,916	↓
Variance since March 2016	(4.0%)	↓



ACTIVITY

Cumulative percentage of contracted UDA delivered 2016 & 2017



Month	Adjusted Scheduled Activity (UDA)	
	2016	2017
April	5,461	2,667
May	12,816	10,127
June	19,564	18,328
July	31,052	27,636
August	37,543	37,843
September	46,627	47,464
October	55,177	56,190
November	61,950	64,759
December	69,683	73,194
January	74,133	81,156
February	85,058	90,438
March	93,308	97,750
April	98,371	
May	98,579	
June	98,588	

QUALITY

	Quantity	Base Number	Contract	AT	Region	England
% of FP17s for the same patient ID Re-attending within 3 months - Children	522	9,752	5.4%	9.9%	12.0%	12.3%
% of FP17s for the same patient ID Re-attending within 3 months - Adults	1,759	29,046	6.1%	13.6%	16.0%	16.7%
% of FP17s for the same patient ID Re-attending between 3 & 9 months - Children	3,131	9,752	32.1%	58.5%	58.8%	57.6%
% of FP17s for the same patient ID Re-attending between 3 & 9 months - Adults	9,887	29,046	34.0%	49.0%	51.2%	50.1%
% of FP17s for Band 1 Urgent Courses	628	35,853	1.8%	6.9%	8.0%	9.1%
% of FP17s Relating to Free Repair or Replacements	124	35,853	0.3%	0.8%	0.8%	0.8%
% of FP17s Relating to Continuations	17	35,853	0.0%	1.3%	1.2%	1.2%
% of Patients satisfied with the dentistry they have received	52	55	94.5%	92.7%	92.7%	92.8%
% of Patients satisfied with the time they had to wait for an appointment	51	55	92.7%	91.7%	89.1%	88.7%

* This is based on patients treated on this contract for their most recent course of treatment. Figures in italics indicate the base number of FP17s or Patient Questionnaire responses are less than 100. N/A is shown where the base number of responses is less than 10 during the period. % is calculated as Quantity/Base number*100

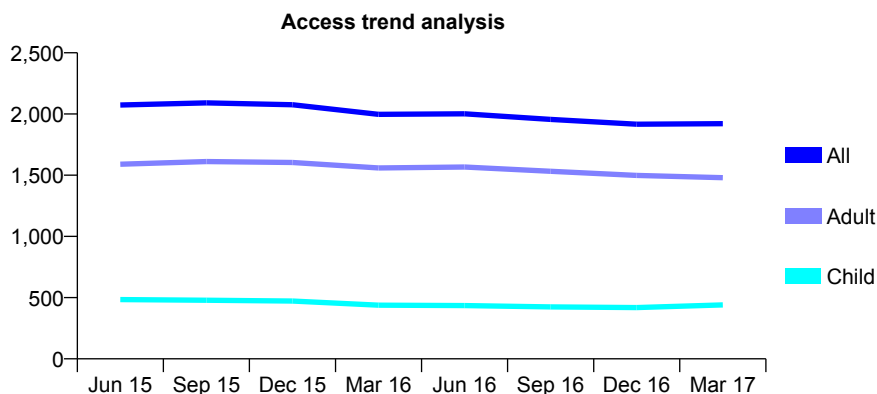
Q53 - Vital Signs At a Glance Contract Report for 732052/0004 - March 2017

Name or company name	Balbir S Bhandal, Amrik S Bhandal & Baljit
Contract type name	GDS Contract
Purpose of contract	General
Contract start date	01/04/2006
Contract end date	

16/17 Contracted general activity (UDA)	7,618
Carry forward general activity (UDA)	0
16/17 Contracted orthodontic activity (UOA)	0
Carry forward orthodontic activity (UOA)	0
Baseline contract value	£188,634.37

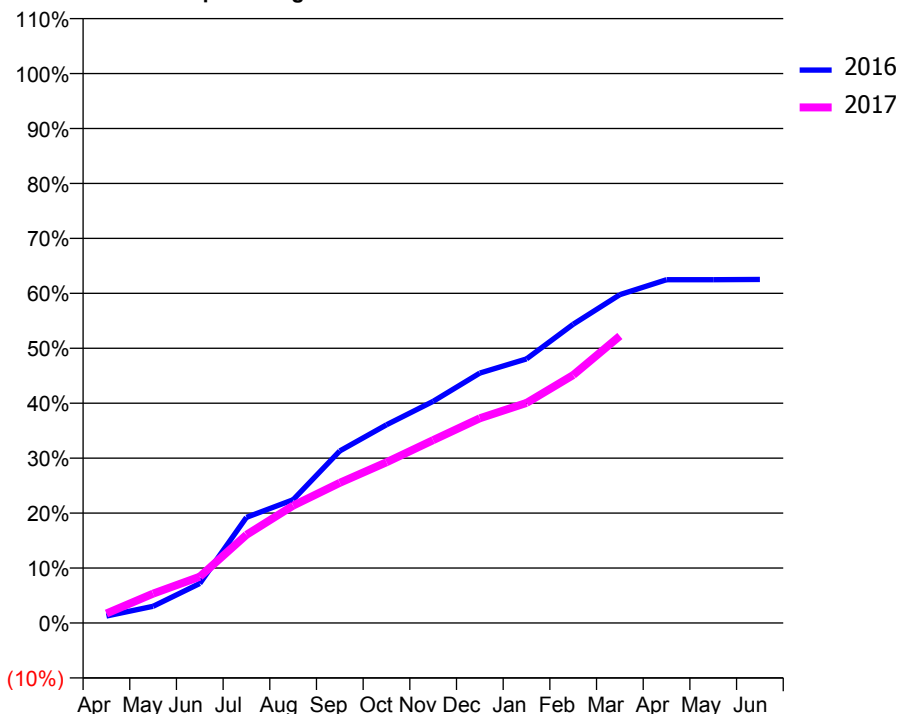
ACCESS*

Patients seen in 24 months	Total	Change since previous quarter
Quarter ending March 2016	1,997	
Quarter ending June 2016	2,002	→
Quarter ending September 2016	1,956	↓
Quarter ending December 2016	1,917	↓
Quarter ending March 2017	1,921	→
Variance since March 2016	(3.8%)	↓



ACTIVITY

Cumulative percentage of contracted UDA delivered 2016 & 2017



Month	Adjusted Scheduled Activity (UDA)	
	2016	2017
April	97	133
May	232	408
June	549	642
July	1,465	1,224
August	1,710	1,628
September	2,386	1,945
October	2,748	2,229
November	3,073	2,536
December	3,464	2,838
January	3,660	3,051
February	4,142	3,438
March	4,553	3,980
April	4,760	
May	4,760	
June	4,763	

QUALITY

	Quantity	Base Number	Contract	AT	Region	England
% of FP17s for the same patient ID Re-attending within 3 months - Children	35	587	6.0%	9.9%	12.0%	12.3%
% of FP17s for the same patient ID Re-attending within 3 months - Adults	97	1,718	5.6%	13.6%	16.0%	16.7%
% of FP17s for the same patient ID Re-attending between 3 & 9 months - Children	236	587	40.2%	58.5%	58.8%	57.6%
% of FP17s for the same patient ID Re-attending between 3 & 9 months - Adults	750	1,718	43.7%	49.0%	51.2%	50.1%
% of FP17s for Band 1 Urgent Courses	20	1,943	1.0%	6.9%	8.0%	9.1%
% of FP17s Relating to Free Repair or Replacements	10	1,943	0.5%	0.8%	0.8%	0.8%
% of FP17s Relating to Continuations	1	1,943	0.1%	1.3%	1.2%	1.2%
% of Patients satisfied with the dentistry they have received	2	2	N/A	92.7%	92.7%	92.8%
% of Patients satisfied with the time they had to wait for an appointment	2	2	N/A	91.7%	89.1%	88.7%

* This is based on patients treated on this contract for their most recent course of treatment. Figures in italics indicate the base number of FP17s or Patient Questionnaire responses are less than 100. N/A is shown where the base number of responses is less than 10 during the period. % is calculated as Quantity/Base number*100

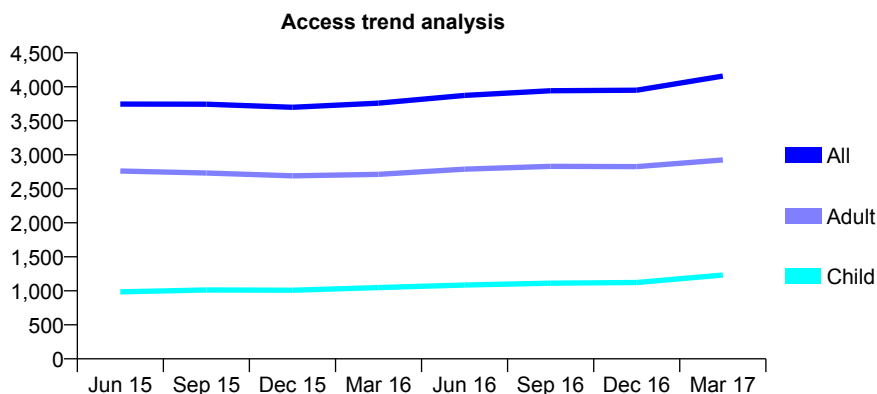
Q53 - Vital Signs At a Glance Contract Report for 732052/0005 - March 2017

Name or company name	Balbir S Bhandal, Amrik S Bhandal & Baljit
Contract type name	GDS Contract
Purpose of contract	General
Contract start date	18/05/2009
Contract end date	

16/17 Contracted general activity (UDA)	11,000
Carry forward general activity (UDA)	0
16/17 Contracted orthodontic activity (UOA)	0
Carry forward orthodontic activity (UOA)	0
Baseline contract value	£265,441.37

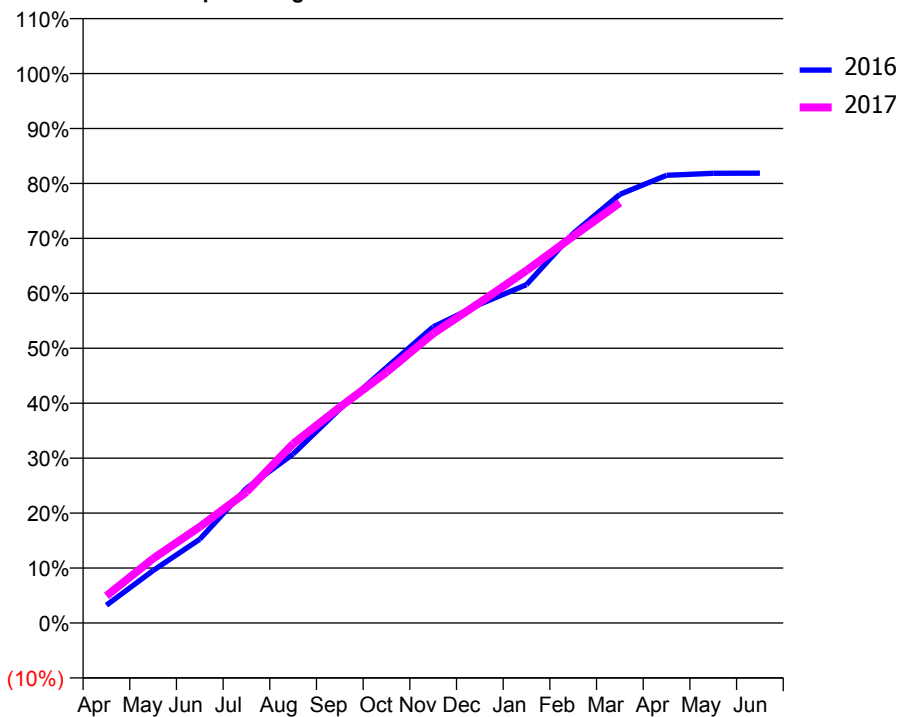
ACCESS*

Patients seen in 24 months	Total	Change since previous quarter
Quarter ending March 2016	3,760	
Quarter ending June 2016	3,874	↑
Quarter ending September 2016	3,942	→
Quarter ending December 2016	3,950	→
Quarter ending March 2017	4,158	↑
Variance since March 2016	10.6%	↑



ACTIVITY

Cumulative percentage of contracted UDA delivered 2016 & 2017



Month	Adjusted Scheduled Activity (UDA)	
	2016	2017
April	355	543
May	1,050	1,290
June	1,677	1,925
July	2,698	2,623
August	3,384	3,589
September	4,287	4,320
October	5,115	5,020
November	5,928	5,794
December	6,381	6,415
January	6,774	7,056
February	7,800	7,742
March	8,581	8,411
April	8,962	
May	9,003	
June	9,005	

QUALITY

	Quantity	Base Number	Contract	AT	Region	England
% of FP17s for the same patient ID Re-attending within 3 months - Children	12	1,091	1.1%	9.9%	12.0%	12.3%
% of FP17s for the same patient ID Re-attending within 3 months - Adults	83	2,639	3.1%	13.6%	16.0%	16.7%
% of FP17s for the same patient ID Re-attending between 3 & 9 months - Children	439	1,091	40.2%	58.5%	58.8%	57.6%
% of FP17s for the same patient ID Re-attending between 3 & 9 months - Adults	1,007	2,639	38.2%	49.0%	51.2%	50.1%
% of FP17s for Band 1 Urgent Courses	22	3,550	0.6%	6.9%	8.0%	9.1%
% of FP17s Relating to Free Repair or Replacements	2	3,550	0.1%	0.8%	0.8%	0.8%
% of FP17s Relating to Continuations	0	3,550	0.0%	1.3%	1.2%	1.2%
% of Patients satisfied with the dentistry they have received	8	10	80.0%	92.7%	92.7%	92.8%
% of Patients satisfied with the time they had to wait for an appointment	8	10	80.0%	91.7%	89.1%	88.7%

* This is based on patients treated on this contract for their most recent course of treatment. Figures in italics indicate the base number of FP17s or Patient Questionnaire responses are less than 100. N/A is shown where the base number of responses is less than 10 during the period. % is calculated as Quantity/Base number*100

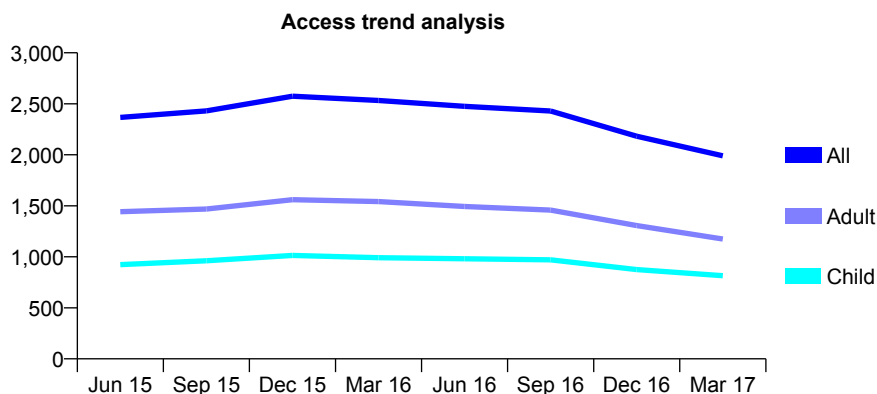
Q53 - Vital Signs At a Glance Contract Report for 732052/0006 - March 2017

Name or company name	Balbir S Bhandal, Amrik S Bhandal & Baljit
Contract type name	GDS Contract
Purpose of contract	General
Contract start date	18/05/2009
Contract end date	

16/17 Contracted general activity (UDA)	6,600
Carry forward general activity (UDA)	0
16/17 Contracted orthodontic activity (UOA)	0
Carry forward orthodontic activity (UOA)	0
Baseline contract value	£159,264.82

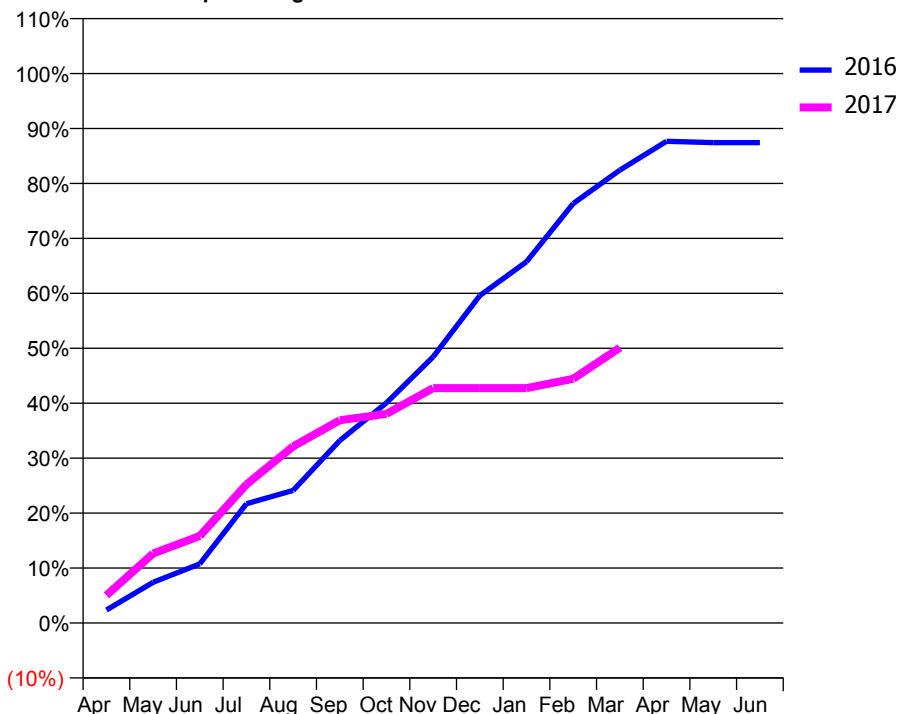
ACCESS*

Patients seen in 24 months	Total	Change since previous quarter
Quarter ending March 2016	2,533	
Quarter ending June 2016	2,475	↓
Quarter ending September 2016	2,429	↓
Quarter ending December 2016	2,182	↓
Quarter ending March 2017	1,990	↓
Variance since March 2016	(21.4%)	↓



ACTIVITY

Cumulative percentage of contracted UDA delivered 2016 & 2017



Month	Adjusted Scheduled Activity (UDA)	
	2016	2017
April	156	333
May	490	835
June	710	1,045
July	1,433	1,666
August	1,593	2,121
September	2,192	2,435
October	2,645	2,512
November	3,197	2,821
December	3,932	2,821
January	4,339	2,821
February	5,038	2,934
March	5,440	3,307
April	5,786	
May	5,769	
June	5,769	

QUALITY

	Quantity	Base Number	Contract	AT	Region	England
% of FP17s for the same patient ID Re-attending within 3 months - Children	12	603	2.0%	9.9%	12.0%	12.3%
% of FP17s for the same patient ID Re-attending within 3 months - Adults	27	794	3.4%	13.6%	16.0%	16.7%
% of FP17s for the same patient ID Re-attending between 3 & 9 months - Children	193	603	32.0%	58.5%	58.8%	57.6%
% of FP17s for the same patient ID Re-attending between 3 & 9 months - Adults	240	794	30.2%	49.0%	51.2%	50.1%
% of FP17s for Band 1 Urgent Courses	4	1,255	0.3%	6.9%	8.0%	9.1%
% of FP17s Relating to Free Repair or Replacements	0	1,255	0.0%	0.8%	0.8%	0.8%
% of FP17s Relating to Continuations	1	1,255	0.1%	1.3%	1.2%	1.2%
% of Patients satisfied with the dentistry they have received	1	1	N/A	92.7%	92.7%	92.8%
% of Patients satisfied with the time they had to wait for an appointment	1	1	N/A	91.7%	89.1%	88.7%

* This is based on patients treated on this contract for their most recent course of treatment. Figures in italics indicate the base number of FP17s or Patient Questionnaire responses are less than 100. N/A is shown where the base number of responses is less than 10 during the period. % is calculated as Quantity/Base number*100

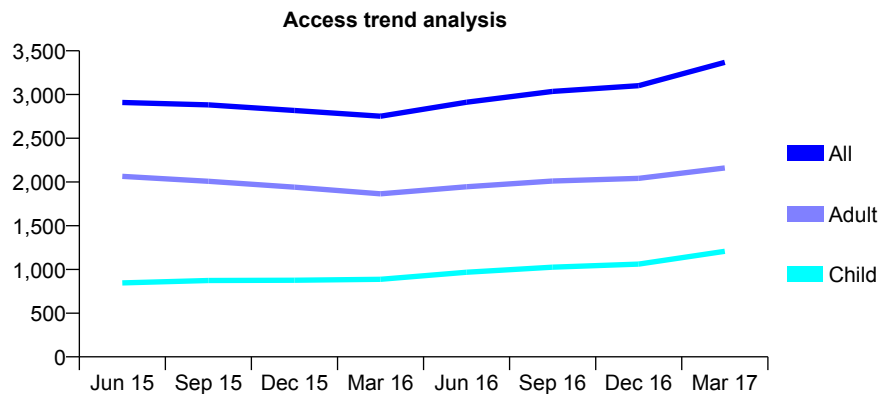
Q53 - Vital Signs At a Glance Contract Report for 732052/0007 - March 2017

Name or company name	Balbir S Bhandal, Amrik S Bhandal & Baljit
Contract type name	GDS Contract
Purpose of contract	General
Contract start date	18/05/2009
Contract end date	

16/17 Contracted general activity (UDA)	11,000
Carry forward general activity (UDA)	0
16/17 Contracted orthodontic activity (UOA)	0
Carry forward orthodontic activity (UOA)	0
Baseline contract value	£265,441.37

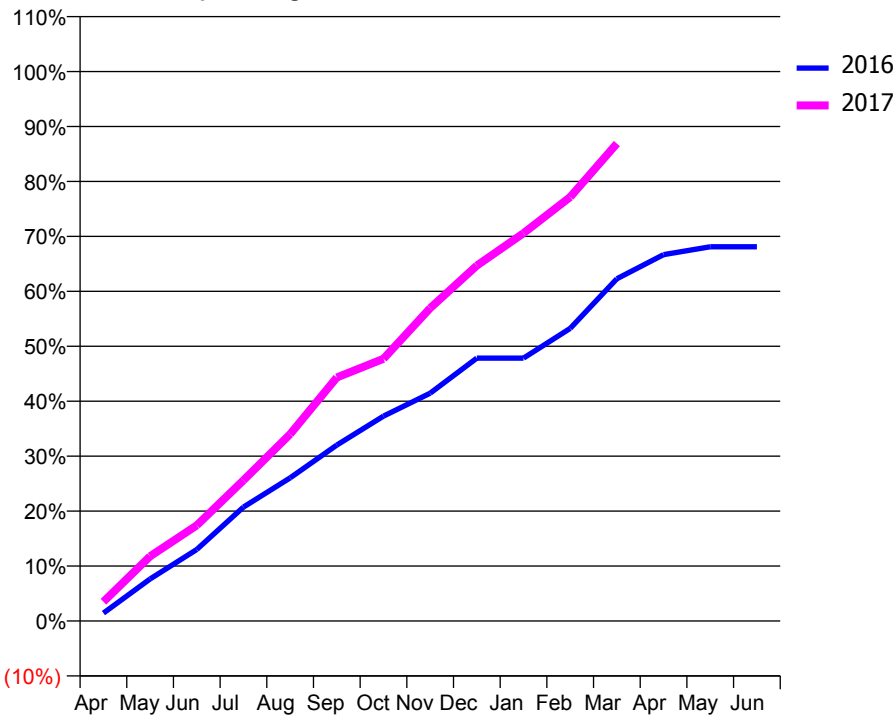
ACCESS*

Patients seen in 24 months	Total	Change since previous quarter
Quarter ending March 2016	2,752	
Quarter ending June 2016	2,912	↑
Quarter ending September 2016	3,036	↑
Quarter ending December 2016	3,101	↑
Quarter ending March 2017	3,368	↑
Variance since March 2016	22.4%	↑



ACTIVITY

Cumulative percentage of contracted UDA delivered 2016 & 2017



Month	Adjusted Scheduled Activity (UDA)	
	2016	2017
April	158	386
May	841	1,295
June	1,431	1,914
July	2,281	2,818
August	2,865	3,741
September	3,521	4,875
October	4,100	5,250
November	4,560	6,264
December	5,263	7,116
January	5,263	7,763
February	5,858	8,488
March	6,851	9,559
April	7,334	
May	7,492	
June	7,492	

QUALITY

	Quantity	Base Number	Contract	AT	Region	England
% of FP17s for the same patient ID Re-attending within 3 months - Children	48	1,591	3.0%	9.9%	12.0%	12.3%
% of FP17s for the same patient ID Re-attending within 3 months - Adults	57	2,382	2.4%	13.6%	16.0%	16.7%
% of FP17s for the same patient ID Re-attending between 3 & 9 months - Children	855	1,591	53.7%	58.5%	58.8%	57.6%
% of FP17s for the same patient ID Re-attending between 3 & 9 months - Adults	1,099	2,382	46.1%	49.0%	51.2%	50.1%
% of FP17s for Band 1 Urgent Courses	18	3,737	0.5%	6.9%	8.0%	9.1%
% of FP17s Relating to Free Repair or Replacements	15	3,737	0.4%	0.8%	0.8%	0.8%
% of FP17s Relating to Continuations	0	3,737	0.0%	1.3%	1.2%	1.2%
% of Patients satisfied with the dentistry they have received	4	4	N/A	92.7%	92.7%	92.8%
% of Patients satisfied with the time they had to wait for an appointment	4	4	N/A	91.7%	89.1%	88.7%

* This is based on patients treated on this contract for their most recent course of treatment. Figures in italics indicate the base number of FP17s or Patient Questionnaire responses are less than 100. N/A is shown where the base number of responses is less than 10 during the period. % is calculated as Quantity/Base number*100

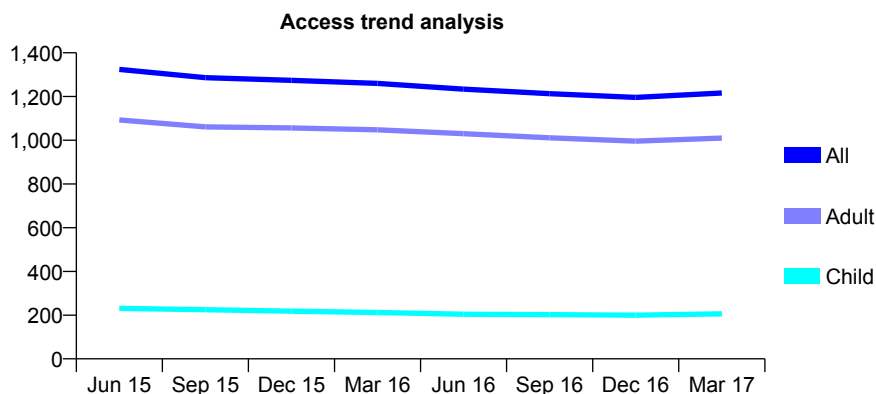
Q53 - Vital Signs At a Glance Contract Report for 735868/0001 - March 2017

Name or company name	MRS JA WARHAM
Contract type name	GDS Contract
Purpose of contract	General
Contract start date	01/04/2006
Contract end date	

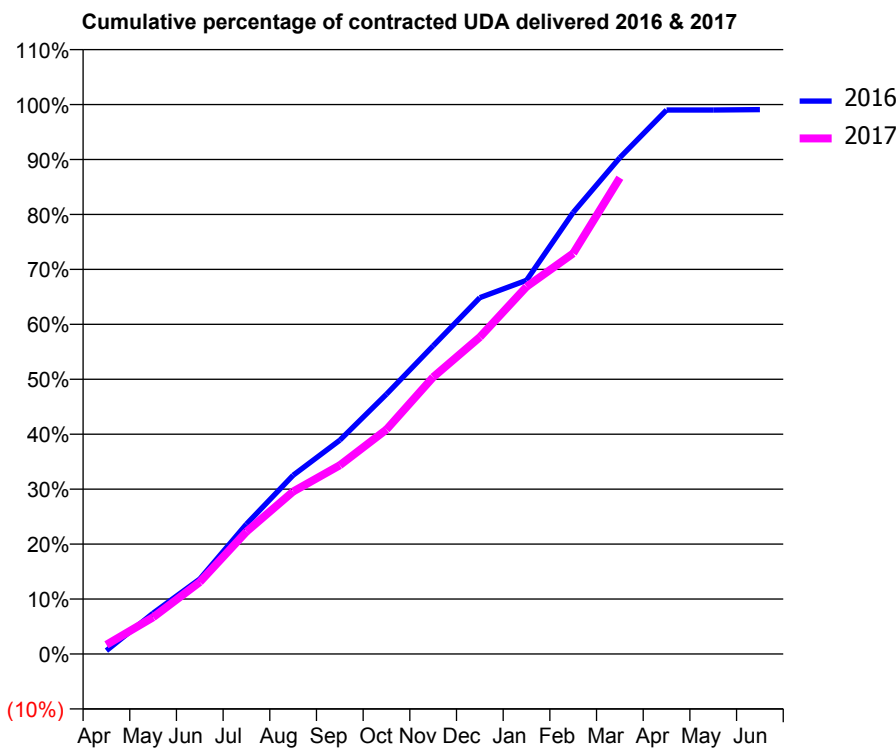
16/17 Contracted general activity (UDA)	4,154
Carry forward general activity (UDA)	38
16/17 Contracted orthodontic activity (UOA)	0
Carry forward orthodontic activity (UOA)	0
Baseline contract value	£105,113.20

ACCESS*

Patients seen in 24 months	Total	Change since previous quarter
Quarter ending March 2016	1,260	
Quarter ending June 2016	1,234	↓
Quarter ending September 2016	1,213	↓
Quarter ending December 2016	1,196	↓
Quarter ending March 2017	1,216	→
Variance since March 2016	(3.5%)	↓



ACTIVITY



Month	Adjusted Scheduled Activity (UDA)	
	2016	2017
April	26	70
May	309	277
June	567	544
July	982	925
August	1,352	1,228
September	1,617	1,427
October	1,964	1,697
November	2,330	2,093
December	2,694	2,396
January	2,825	2,777
February	3,339	3,028
March	3,753	3,600
April	4,113	
May	4,113	
June	4,116	

QUALITY

	Quantity	Base Number	Contract	AT	Region	England
% of FP17s for the same patient ID Re-attending within 3 months - Children	11	332	3.3%	9.9%	12.0%	12.3%
% of FP17s for the same patient ID Re-attending within 3 months - Adults	267	1,466	18.2%	13.6%	16.0%	16.7%
% of FP17s for the same patient ID Re-attending between 3 & 9 months - Children	229	332	69.0%	58.5%	58.8%	57.6%
% of FP17s for the same patient ID Re-attending between 3 & 9 months - Adults	680	1,466	46.4%	49.0%	51.2%	50.1%
% of FP17s for Band 1 Urgent Courses	253	1,657	15.3%	6.9%	8.0%	9.1%
% of FP17s Relating to Free Repair or Replacements	46	1,657	2.8%	0.8%	0.8%	0.8%
% of FP17s Relating to Continuations	47	1,657	2.8%	1.3%	1.2%	1.2%
% of Patients satisfied with the dentistry they have received	5	6	N/A	92.7%	92.7%	92.8%
% of Patients satisfied with the time they had to wait for an appointment	6	6	N/A	91.7%	89.1%	88.7%

* This is based on patients treated on this contract for their most recent course of treatment. Figures in italics indicate the base number of FP17s or Patient Questionnaire responses are less than 100. N/A is shown where the base number of responses is less than 10 during the period. % is calculated as Quantity/Base number*100

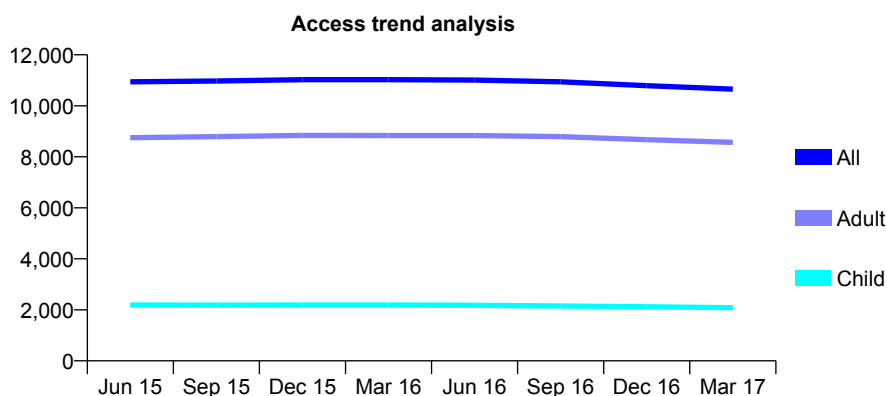
Q53 - Vital Signs At a Glance Contract Report for 740179/0001 - March 2017

Name or company name	MR JC ALLEN
Contract type name	GDS Contract
Purpose of contract	General and Orthodontic
Contract start date	01/04/2006
Contract end date	

16/17 Contracted general activity (UDA)	28,247
Carry forward general activity (UDA)	-7
16/17 Contracted orthodontic activity (UOA)	645
Carry forward orthodontic activity (UOA)	0
Baseline contract value	£918,192.39

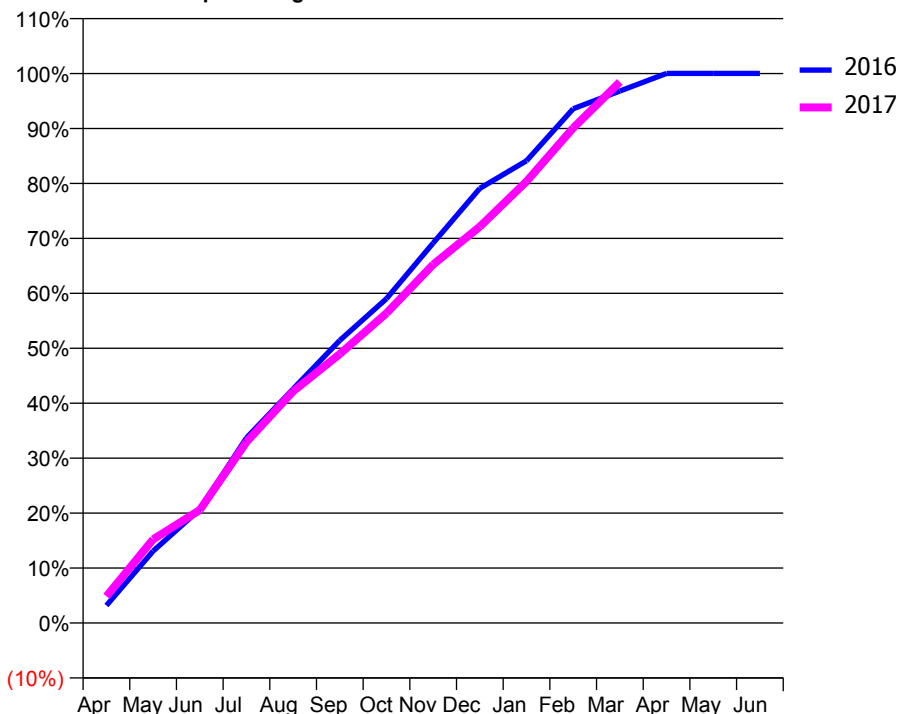
ACCESS*

Patients seen in 24 months	Total	Change since previous quarter
Quarter ending March 2016	11,023	
Quarter ending June 2016	11,010	→
Quarter ending September 2016	10,942	→
Quarter ending December 2016	10,788	↓
Quarter ending March 2017	10,653	↓
Variance since March 2016	(3.4%)	↓



ACTIVITY

Cumulative percentage of contracted UDA delivered 2016 & 2017



Month	Adjusted Scheduled Activity (UDA)	
	2016	2017
April	902	1,377
May	3,697	4,304
June	5,845	5,808
July	9,518	9,306
August	12,033	11,912
September	14,529	13,826
October	16,671	15,926
November	19,535	18,431
December	22,342	20,373
January	23,762	22,697
February	26,438	25,446
March	27,346	27,813
April	28,254	
May	28,254	
June	28,254	

QUALITY

	Quantity	Base Number	Contract	AT	Region	England
% of FP17s for the same patient ID Re-attending within 3 months - Children	237	3,461	6.8%	9.9%	12.0%	12.3%
% of FP17s for the same patient ID Re-attending within 3 months - Adults	1,925	13,452	14.3%	13.6%	16.0%	16.7%
% of FP17s for the same patient ID Re-attending between 3 & 9 months - Children	2,446	3,461	70.7%	58.5%	58.8%	57.6%
% of FP17s for the same patient ID Re-attending between 3 & 9 months - Adults	6,852	13,452	50.9%	49.0%	51.2%	50.1%
% of FP17s for Band 1 Urgent Courses	706	16,322	4.3%	6.9%	8.0%	9.1%
% of FP17s Relating to Free Repair or Replacements	145	16,322	0.9%	0.8%	0.8%	0.8%
% of FP17s Relating to Continuations	572	16,322	3.5%	1.3%	1.2%	1.2%
% of Patients satisfied with the dentistry they have received	28	30	93.3%	92.7%	92.7%	92.8%
% of Patients satisfied with the time they had to wait for an appointment	26	30	86.7%	91.7%	89.1%	88.7%

* This is based on patients treated on this contract for their most recent course of treatment. Figures in italics indicate the base number of FP17s or Patient Questionnaire responses are less than 100. N/A is shown where the base number of responses is less than 10 during the period. % is calculated as Quantity/Base number*100

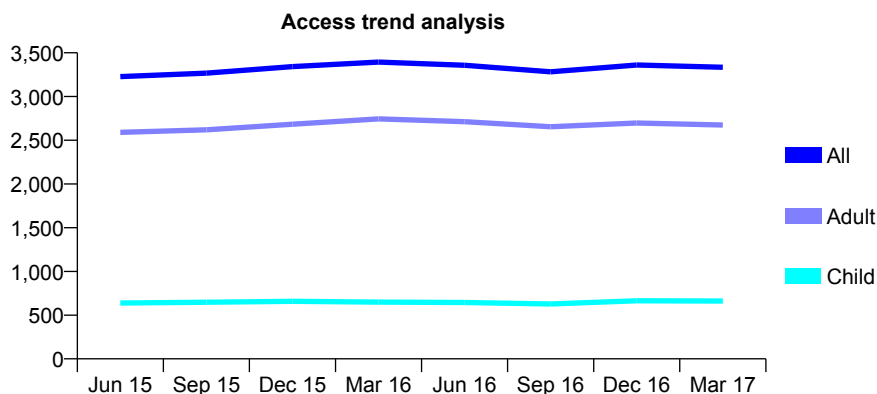
Q53 - Vital Signs At a Glance Contract Report for 742597/0001 - March 2017

Name or company name	MR SS UBHI
Contract type name	GDS Contract
Purpose of contract	General
Contract start date	01/04/2006
Contract end date	

16/17 Contracted general activity (UDA)	7,983
Carry forward general activity (UDA)	-2
16/17 Contracted orthodontic activity (UOA)	0
Carry forward orthodontic activity (UOA)	0
Baseline contract value	£235,277.76

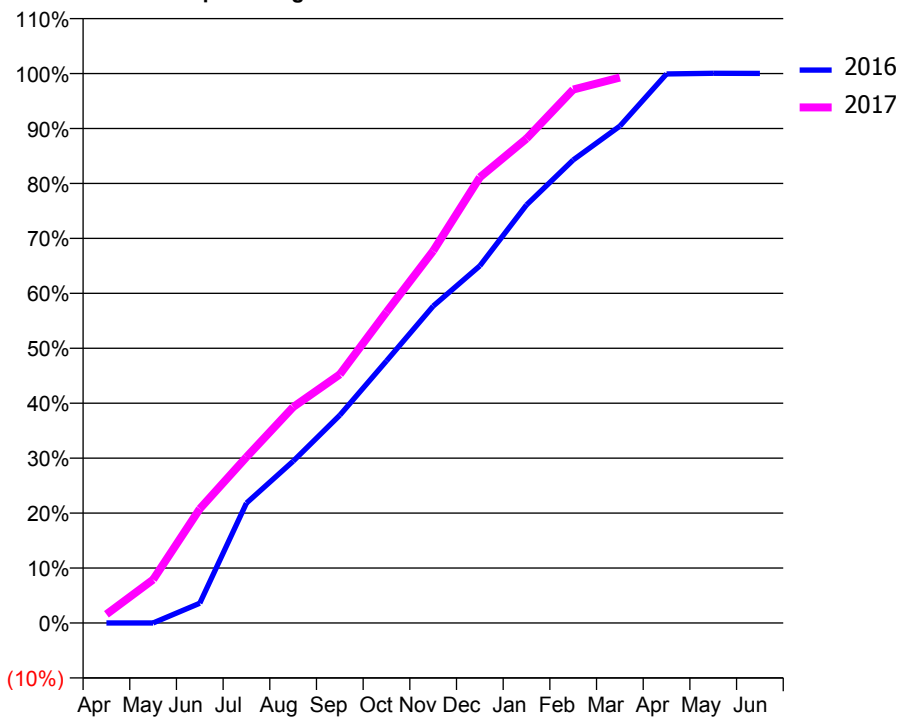
ACCESS*

Patients seen in 24 months	Total	Change since previous quarter
Quarter ending March 2016	3,394	
Quarter ending June 2016	3,357	↓
Quarter ending September 2016	3,282	↓
Quarter ending December 2016	3,361	↑
Quarter ending March 2017	3,335	→
Variance since March 2016	(1.7%)	↓



ACTIVITY

Cumulative percentage of contracted UDA delivered 2016 & 2017



Month	Adjusted Scheduled Activity (UDA)	
	2016	2017
April	0	127
May	0	631
June	289	1,659
July	1,742	2,410
August	2,352	3,138
September	3,019	3,611
October	3,807	4,519
November	4,604	5,406
December	5,189	6,475
January	6,074	7,037
February	6,727	7,749
March	7,219	7,925
April	7,977	
May	7,986	
June	7,985	

QUALITY

	Quantity	Base Number	Contract	AT	Region	England
% of FP17s for the same patient ID Re-attending within 3 months - Children	66	1,037	6.4%	9.9%	12.0%	12.3%
% of FP17s for the same patient ID Re-attending within 3 months - Adults	390	3,251	12.0%	13.6%	16.0%	16.7%
% of FP17s for the same patient ID Re-attending between 3 & 9 months - Children	618	1,037	59.6%	58.5%	58.8%	57.6%
% of FP17s for the same patient ID Re-attending between 3 & 9 months - Adults	1,114	3,251	34.3%	49.0%	51.2%	50.1%
% of FP17s for Band 1 Urgent Courses	370	3,893	9.5%	6.9%	8.0%	9.1%
% of FP17s Relating to Free Repair or Replacements	9	3,893	0.2%	0.8%	0.8%	0.8%
% of FP17s Relating to Continuations	18	3,893	0.5%	1.3%	1.2%	1.2%
% of Patients satisfied with the dentistry they have received	45	48	93.8%	92.7%	92.7%	92.8%
% of Patients satisfied with the time they had to wait for an appointment	47	48	97.9%	91.7%	89.1%	88.7%

* This is based on patients treated on this contract for their most recent course of treatment. Figures in italics indicate the base number of FP17s or Patient Questionnaire responses are less than 100. N/A is shown where the base number of responses is less than 10 during the period. % is calculated as Quantity/Base number*100

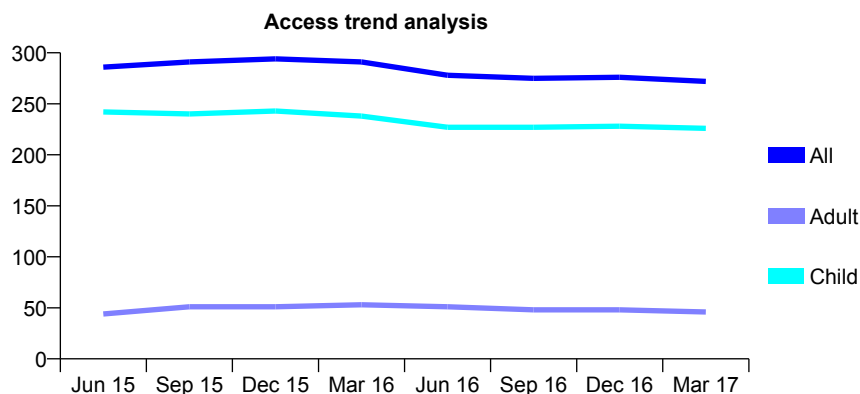
Q53 - Vital Signs At a Glance Contract Report for 746371/0001 - March 2017

Name or company name	MR SA WALKER
Contract type name	GDS Contract
Purpose of contract	General
Contract start date	01/04/2006
Contract end date	

16/17 Contracted general activity (UDA)	600
Carry forward general activity (UDA)	0
16/17 Contracted orthodontic activity (UOA)	0
Carry forward orthodontic activity (UOA)	0
Baseline contract value	£14,409.32

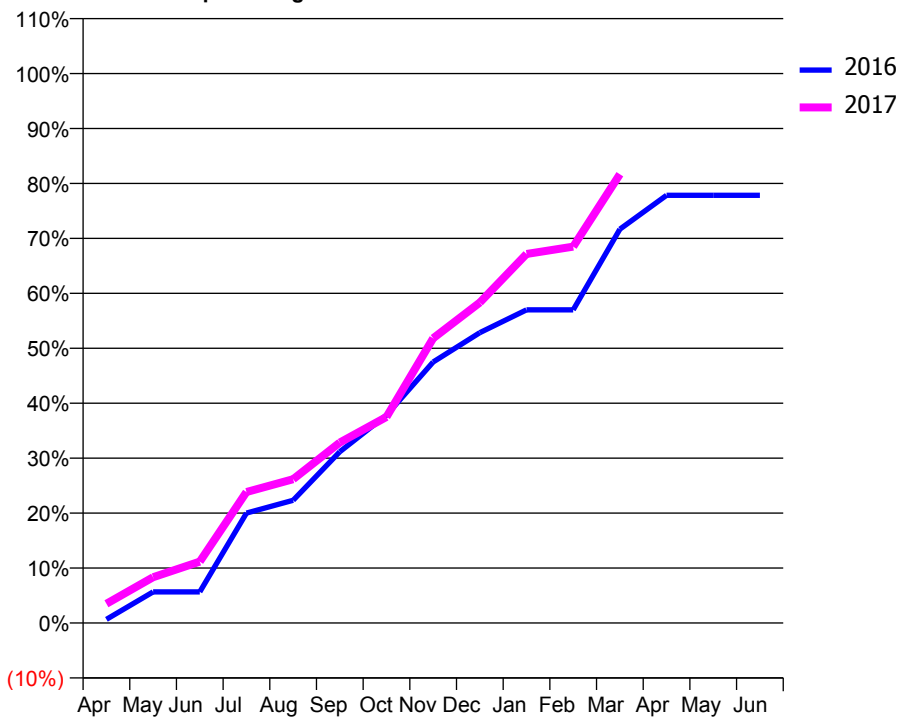
ACCESS*

Patients seen in 24 months	Total	Change since previous quarter
Quarter ending March 2016	291	
Quarter ending June 2016	278	↓
Quarter ending September 2016	275	↓
Quarter ending December 2016	276	→
Quarter ending March 2017	272	↓
Variance since March 2016	(6.5%)	↓



ACTIVITY

Cumulative percentage of contracted UDA delivered 2016 & 2017



Month	Adjusted Scheduled Activity (UDA)	
	2016	2017
April	4	21
May	34	50
June	34	67
July	120	143
August	134	157
September	187	197
October	227	225
November	285	311
December	317	350
January	342	403
February	342	411
March	430	490
April	467	
May	467	
June	467	

QUALITY

	Quantity	Base Number	Contract	AT	Region	England
% of FP17s for the same patient ID Re-attending within 3 months - Children	18	400	4.5%	9.9%	12.0%	12.3%
% of FP17s for the same patient ID Re-attending within 3 months - Adults	0	26	0.0%	13.6%	16.0%	16.7%
% of FP17s for the same patient ID Re-attending between 3 & 9 months - Children	302	400	75.5%	58.5%	58.8%	57.6%
% of FP17s for the same patient ID Re-attending between 3 & 9 months - Adults	22	26	84.6%	49.0%	51.2%	50.1%
% of FP17s for Band 1 Urgent Courses	0	390	0.0%	6.9%	8.0%	9.1%
% of FP17s Relating to Free Repair or Replacements	0	390	0.0%	0.8%	0.8%	0.8%
% of FP17s Relating to Continuations	0	390	0.0%	1.3%	1.2%	1.2%
% of Patients satisfied with the dentistry they have received	2	2	N/A	92.7%	92.7%	92.8%
% of Patients satisfied with the time they had to wait for an appointment	2	2	N/A	91.7%	89.1%	88.7%

* This is based on patients treated on this contract for their most recent course of treatment. Figures in italics indicate the base number of FP17s or Patient Questionnaire responses are less than 100. N/A is shown where the base number of responses is less than 10 during the period. % is calculated as Quantity/Base number*100

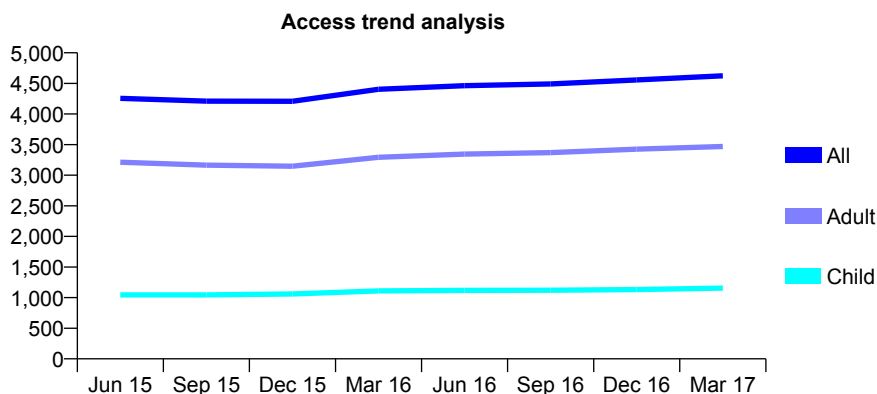
Q53 - Vital Signs At a Glance Contract Report for 749419/0001 - March 2017

Name or company name	MR SA CHALKER
Contract type name	GDS Contract
Purpose of contract	General
Contract start date	01/04/2006
Contract end date	

16/17 Contracted general activity (UDA)	10,827
Carry forward general activity (UDA)	0
16/17 Contracted orthodontic activity (UOA)	0
Carry forward orthodontic activity (UOA)	0
Baseline contract value	£250,344.58

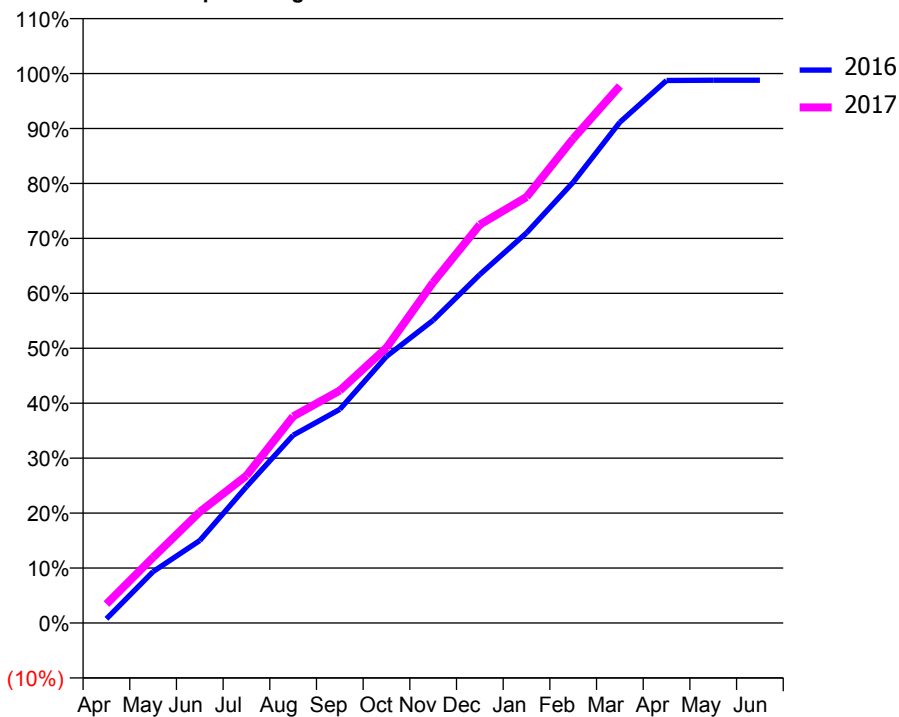
ACCESS*

Patients seen in 24 months	Total	Change since previous quarter
Quarter ending March 2016	4,404	
Quarter ending June 2016	4,463	→
Quarter ending September 2016	4,492	→
Quarter ending December 2016	4,557	→
Quarter ending March 2017	4,625	→
Variance since March 2016	5.0%	↑



ACTIVITY

Cumulative percentage of contracted UDA delivered 2016 & 2017



Month	Adjusted Scheduled Activity (UDA)	
	2016	2017
April	82	373
May	1,014	1,293
June	1,624	2,189
July	2,685	2,904
August	3,701	4,072
September	4,210	4,581
October	5,253	5,423
November	5,966	6,710
December	6,866	7,851
January	7,686	8,393
February	8,685	9,544
March	9,868	10,581
April	10,689	
May	10,695	
June	10,695	

QUALITY

	Quantity	Base Number	Contract	AT	Region	England
% of FP17s for the same patient ID Re-attending within 3 months - Children	136	2,050	6.6%	9.9%	12.0%	12.3%
% of FP17s for the same patient ID Re-attending within 3 months - Adults	518	4,215	12.3%	13.6%	16.0%	16.7%
% of FP17s for the same patient ID Re-attending between 3 & 9 months - Children	1,424	2,050	69.5%	58.5%	58.8%	57.6%
% of FP17s for the same patient ID Re-attending between 3 & 9 months - Adults	1,592	4,215	37.8%	49.0%	51.2%	50.1%
% of FP17s for Band 1 Urgent Courses	512	5,882	8.7%	6.9%	8.0%	9.1%
% of FP17s Relating to Free Repair or Replacements	57	5,882	1.0%	0.8%	0.8%	0.8%
% of FP17s Relating to Continuations	37	5,882	0.6%	1.3%	1.2%	1.2%
% of Patients satisfied with the dentistry they have received	7	9	N/A	92.7%	92.7%	92.8%
% of Patients satisfied with the time they had to wait for an appointment	9	9	N/A	91.7%	89.1%	88.7%

* This is based on patients treated on this contract for their most recent course of treatment. Figures in italics indicate the base number of FP17s or Patient Questionnaire responses are less than 100. N/A is shown where the base number of responses is less than 10 during the period. % is calculated as Quantity/Base number*100

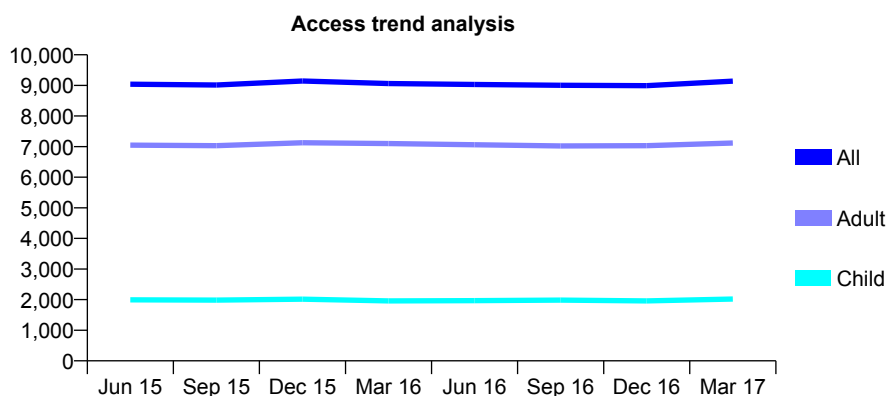
Q53 - Vital Signs At a Glance Contract Report for 753955/0001 - March 2017

Name or company name	MR AM RAJPUT
Contract type name	GDS Contract
Purpose of contract	General
Contract start date	01/04/2006
Contract end date	

16/17 Contracted general activity (UDA)	27,792
Carry forward general activity (UDA)	455
16/17 Contracted orthodontic activity (UOA)	0
Carry forward orthodontic activity (UOA)	0
Baseline contract value	£717,147.82

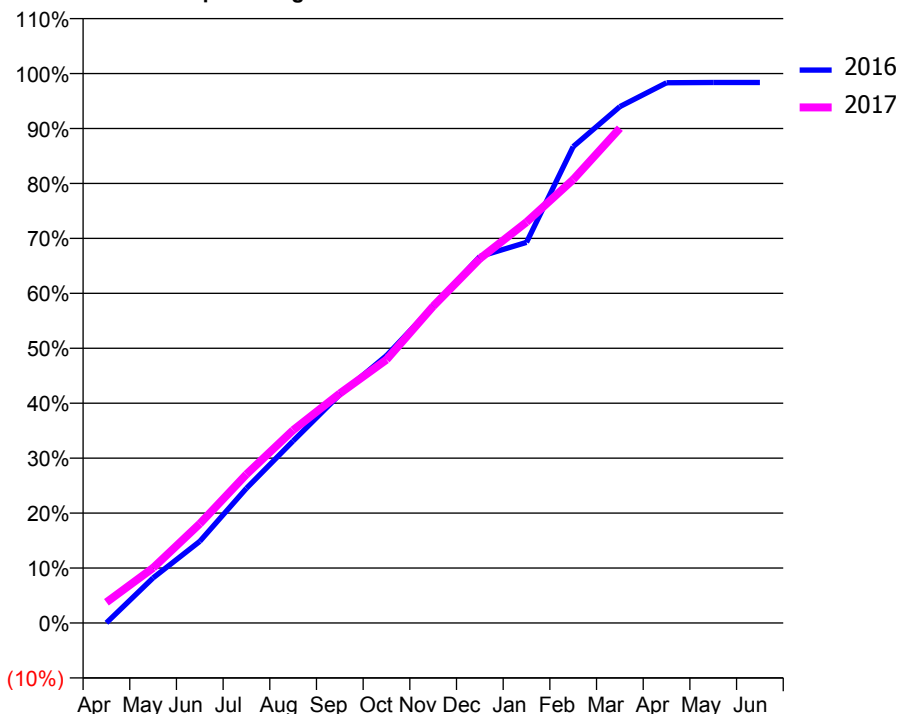
ACCESS*

Patients seen in 24 months	Total	Change since previous quarter
Quarter ending March 2016	9,060	
Quarter ending June 2016	9,031	→
Quarter ending September 2016	9,004	→
Quarter ending December 2016	8,991	→
Quarter ending March 2017	9,138	→
Variance since March 2016	0.9%	→



ACTIVITY

Cumulative percentage of contracted UDA delivered 2016 & 2017



Month	Adjusted Scheduled Activity (UDA)	
	2016	2017
April	11	1,052
May	2,283	2,790
June	4,131	5,023
July	6,815	7,522
August	9,213	9,755
September	11,558	11,609
October	13,524	13,319
November	16,018	16,023
December	18,534	18,430
January	19,248	20,277
February	24,097	22,425
March	26,119	25,022
April	27,326	
May	27,338	
June	27,337	

QUALITY

	Quantity	Base Number	Contract	AT	Region	England
% of FP17s for the same patient ID Re-attending within 3 months - Children	156	3,093	5.0%	9.9%	12.0%	12.3%
% of FP17s for the same patient ID Re-attending within 3 months - Adults	1,551	11,263	13.8%	13.6%	16.0%	16.7%
% of FP17s for the same patient ID Re-attending between 3 & 9 months - Children	2,168	3,093	70.1%	58.5%	58.8%	57.6%
% of FP17s for the same patient ID Re-attending between 3 & 9 months - Adults	7,395	11,263	65.7%	49.0%	51.2%	50.1%
% of FP17s for Band 1 Urgent Courses	395	13,690	2.9%	6.9%	8.0%	9.1%
% of FP17s Relating to Free Repair or Replacements	94	13,690	0.7%	0.8%	0.8%	0.8%
% of FP17s Relating to Continuations	475	13,690	3.5%	1.3%	1.2%	1.2%
% of Patients satisfied with the dentistry they have received	24	26	92.3%	92.7%	92.7%	92.8%
% of Patients satisfied with the time they had to wait for an appointment	24	26	92.3%	91.7%	89.1%	88.7%

* This is based on patients treated on this contract for their most recent course of treatment. Figures in italics indicate the base number of FP17s or Patient Questionnaire responses are less than 100. N/A is shown where the base number of responses is less than 10 during the period. % is calculated as Quantity/Base number*100

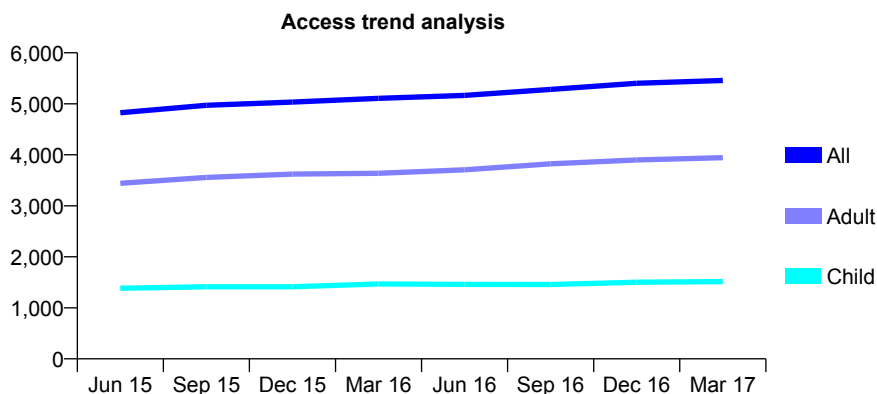
Q53 - Vital Signs At a Glance Contract Report for 763225/0001 - March 2017

Name or company name	MR SS MATHAROO
Contract type name	GDS Contract
Purpose of contract	General
Contract start date	01/04/2006
Contract end date	

16/17 Contracted general activity (UDA)	11,255
Carry forward general activity (UDA)	165
16/17 Contracted orthodontic activity (UOA)	0
Carry forward orthodontic activity (UOA)	0
Baseline contract value	£331,726.52

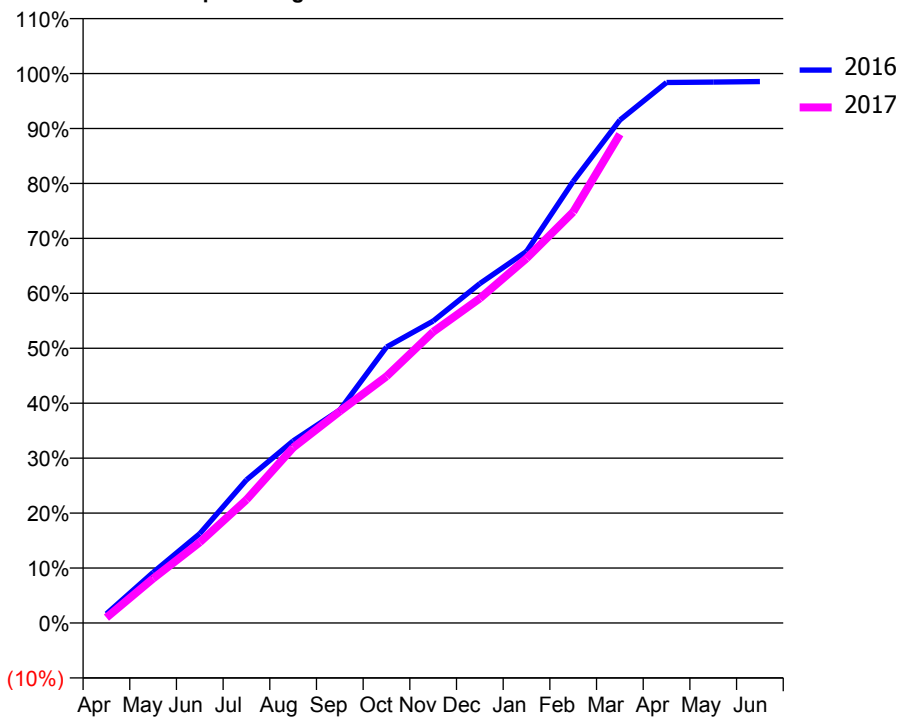
ACCESS*

Patients seen in 24 months	Total	Change since previous quarter
Quarter ending March 2016	5,108	
Quarter ending June 2016	5,165	→
Quarter ending September 2016	5,282	↑
Quarter ending December 2016	5,403	↑
Quarter ending March 2017	5,458	→
Variance since March 2016	6.9%	↑



ACTIVITY

Cumulative percentage of contracted UDA delivered 2016 & 2017



Month	Adjusted Scheduled Activity (UDA)	
	2016	2017
April	187	112
May	1,036	910
June	1,831	1,655
July	2,931	2,525
August	3,729	3,592
September	4,363	4,336
October	5,653	5,053
November	6,186	5,963
December	6,952	6,650
January	7,612	7,468
February	9,045	8,418
March	10,301	10,012
April	11,072	
May	11,080	
June	11,090	

QUALITY

	Quantity	Base Number	Contract	AT	Region	England
% of FP17s for the same patient ID Re-attending within 3 months - Children	79	1,994	4.0%	9.9%	12.0%	12.3%
% of FP17s for the same patient ID Re-attending within 3 months - Adults	584	4,637	12.6%	13.6%	16.0%	16.7%
% of FP17s for the same patient ID Re-attending between 3 & 9 months - Children	1,144	1,994	57.4%	58.5%	58.8%	57.6%
% of FP17s for the same patient ID Re-attending between 3 & 9 months - Adults	2,080	4,637	44.9%	49.0%	51.2%	50.1%
% of FP17s for Band 1 Urgent Courses	292	5,375	5.4%	6.9%	8.0%	9.1%
% of FP17s Relating to Free Repair or Replacements	20	5,375	0.4%	0.8%	0.8%	0.8%
% of FP17s Relating to Continuations	48	5,375	0.9%	1.3%	1.2%	1.2%
% of Patients satisfied with the dentistry they have received	8	8	N/A	92.7%	92.7%	92.8%
% of Patients satisfied with the time they had to wait for an appointment	8	8	N/A	91.7%	89.1%	88.7%

* This is based on patients treated on this contract for their most recent course of treatment. Figures in italics indicate the base number of FP17s or Patient Questionnaire responses are less than 100. N/A is shown where the base number of responses is less than 10 during the period. % is calculated as Quantity/Base number*100

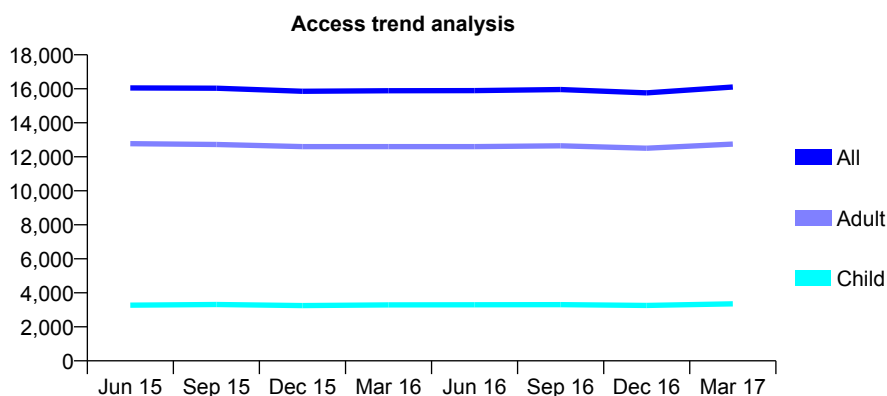
Q53 - Vital Signs At a Glance Contract Report for 764353/0001 - March 2017

Name or company name	MRS RP ATWAL
Contract type name	GDS Contract
Purpose of contract	General
Contract start date	01/04/2006
Contract end date	

16/17 Contracted general activity (UDA)	41,132
Carry forward general activity (UDA)	236
16/17 Contracted orthodontic activity (UOA)	0
Carry forward orthodontic activity (UOA)	0
Baseline contract value	£1,234,619.45

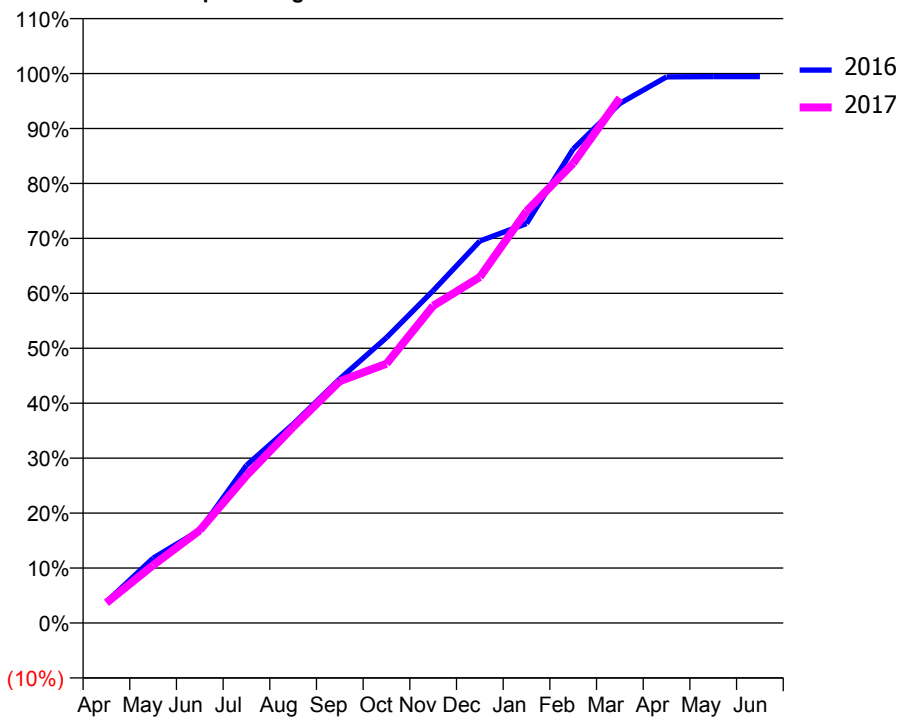
ACCESS*

Patients seen in 24 months	Total	Change since previous quarter
Quarter ending March 2016	15,887	
Quarter ending June 2016	15,898	→
Quarter ending September 2016	15,955	→
Quarter ending December 2016	15,759	↓
Quarter ending March 2017	16,102	↑
Variance since March 2016	1.4%	→



ACTIVITY

Cumulative percentage of contracted UDA delivered 2016 & 2017



Month	Adjusted Scheduled Activity (UDA)	
	2016	2017
April	1,577	1,511
May	4,859	4,326
June	6,950	6,940
July	11,808	11,037
August	14,891	14,668
September	18,285	18,101
October	21,368	19,405
November	24,882	23,744
December	28,591	25,895
January	29,901	30,824
February	35,484	34,409
March	38,894	39,307
April	40,875	
May	40,894	
June	40,896	

QUALITY

	Quantity	Base Number	Contract	AT	Region	England
% of FP17s for the same patient ID Re-attending within 3 months - Children	137	5,583	2.5%	9.9%	12.0%	12.3%
% of FP17s for the same patient ID Re-attending within 3 months - Adults	1,043	18,255	5.7%	13.6%	16.0%	16.7%
% of FP17s for the same patient ID Re-attending between 3 & 9 months - Children	4,128	5,583	73.9%	58.5%	58.8%	57.6%
% of FP17s for the same patient ID Re-attending between 3 & 9 months - Adults	10,201	18,255	55.9%	49.0%	51.2%	50.1%
% of FP17s for Band 1 Urgent Courses	198	22,772	0.9%	6.9%	8.0%	9.1%
% of FP17s Relating to Free Repair or Replacements	50	22,772	0.2%	0.8%	0.8%	0.8%
% of FP17s Relating to Continuations	223	22,772	1.0%	1.3%	1.2%	1.2%
% of Patients satisfied with the dentistry they have received	28	33	84.8%	92.7%	92.7%	92.8%
% of Patients satisfied with the time they had to wait for an appointment	31	33	93.9%	91.7%	89.1%	88.7%

* This is based on patients treated on this contract for their most recent course of treatment. Figures in italics indicate the base number of FP17s or Patient Questionnaire responses are less than 100. N/A is shown where the base number of responses is less than 10 during the period. % is calculated as Quantity/Base number*100

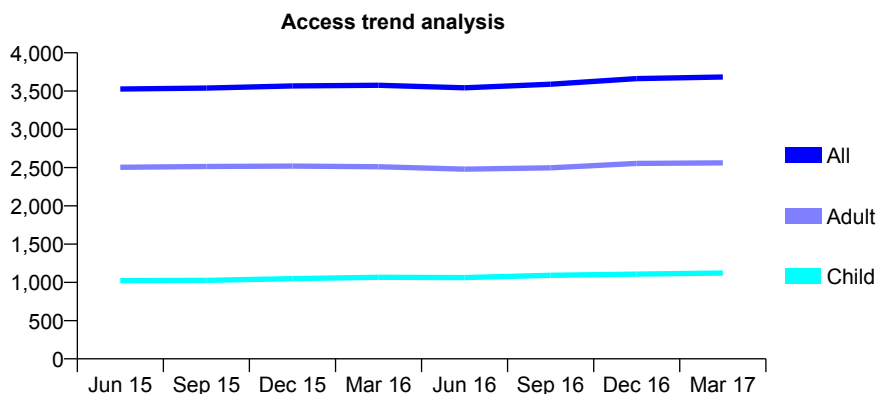
Q53 - Vital Signs At a Glance Contract Report for 765716/0001 - March 2017

Name or company name	MR TO YUNUS
Contract type name	GDS Contract
Purpose of contract	General
Contract start date	01/04/2006
Contract end date	

16/17 Contracted general activity (UDA)	8,281
Carry forward general activity (UDA)	-1
16/17 Contracted orthodontic activity (UOA)	0
Carry forward orthodontic activity (UOA)	0
Baseline contract value	£248,580.01

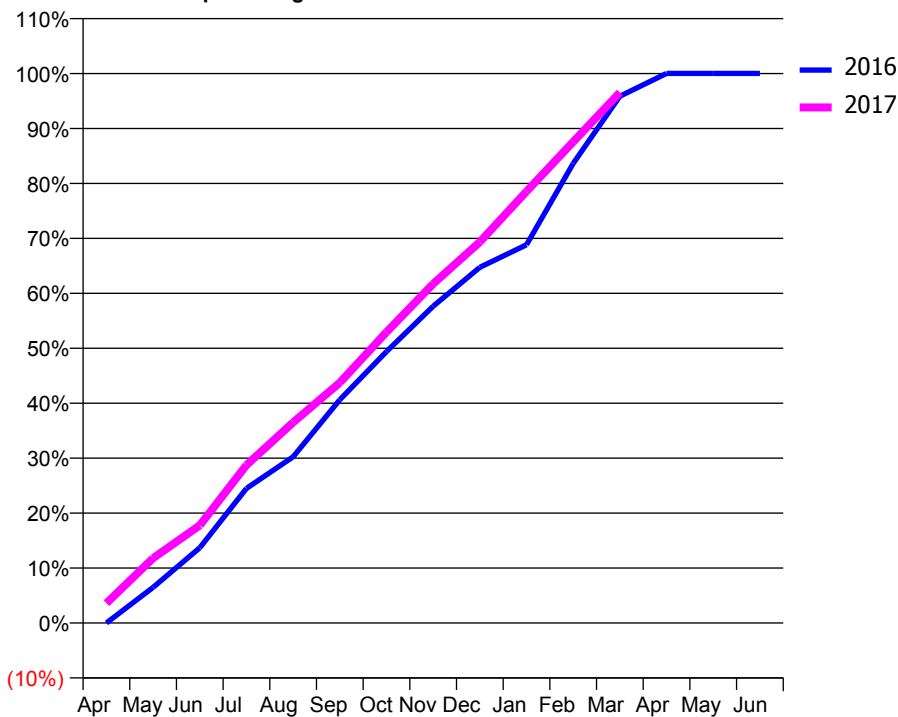
ACCESS*

Patients seen in 24 months	Total	Change since previous quarter
Quarter ending March 2016	3,575	
Quarter ending June 2016	3,542	→
Quarter ending September 2016	3,589	→
Quarter ending December 2016	3,663	↑
Quarter ending March 2017	3,684	→
Variance since March 2016	3.0%	↑



ACTIVITY

Cumulative percentage of contracted UDA delivered 2016 & 2017



Month	Adjusted Scheduled Activity (UDA)	
	2016	2017
April	1	299
May	537	978
June	1,135	1,473
July	2,029	2,380
August	2,506	3,024
September	3,365	3,622
October	4,090	4,384
November	4,773	5,111
December	5,361	5,743
January	5,699	6,503
February	6,926	7,252
March	7,939	7,995
April	8,282	
May	8,282	
June	8,282	

QUALITY

	Quantity	Base Number	Contract	AT	Region	England
% of FP17s for the same patient ID Re-attending within 3 months - Children	16	1,390	1.2%	9.9%	12.0%	12.3%
% of FP17s for the same patient ID Re-attending within 3 months - Adults	176	2,732	6.4%	13.6%	16.0%	16.7%
% of FP17s for the same patient ID Re-attending between 3 & 9 months - Children	700	1,390	50.4%	58.5%	58.8%	57.6%
% of FP17s for the same patient ID Re-attending between 3 & 9 months - Adults	830	2,732	30.4%	49.0%	51.2%	50.1%
% of FP17s for Band 1 Urgent Courses	171	3,917	4.4%	6.9%	8.0%	9.1%
% of FP17s Relating to Free Repair or Replacements	3	3,917	0.1%	0.8%	0.8%	0.8%
% of FP17s Relating to Continuations	15	3,917	0.4%	1.3%	1.2%	1.2%
% of Patients satisfied with the dentistry they have received	3	3	N/A	92.7%	92.7%	92.8%
% of Patients satisfied with the time they had to wait for an appointment	3	3	N/A	91.7%	89.1%	88.7%

* This is based on patients treated on this contract for their most recent course of treatment. Figures in italics indicate the base number of FP17s or Patient Questionnaire responses are less than 100. N/A is shown where the base number of responses is less than 10 during the period. % is calculated as Quantity/Base number*100

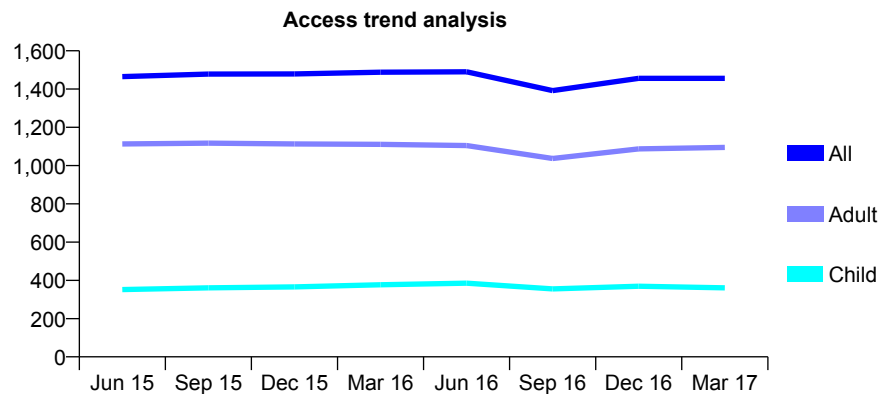
Q53 - Vital Signs At a Glance Contract Report for 768677/0002 - March 2017

Name or company name	MR S MIRFENDERESKI
Contract type name	GDS Contract
Purpose of contract	General
Contract start date	01/04/2006
Contract end date	

16/17 Contracted general activity (UDA)	7,259
Carry forward general activity (UDA)	0
16/17 Contracted orthodontic activity (UOA)	0
Carry forward orthodontic activity (UOA)	0
Baseline contract value	£190,141.86

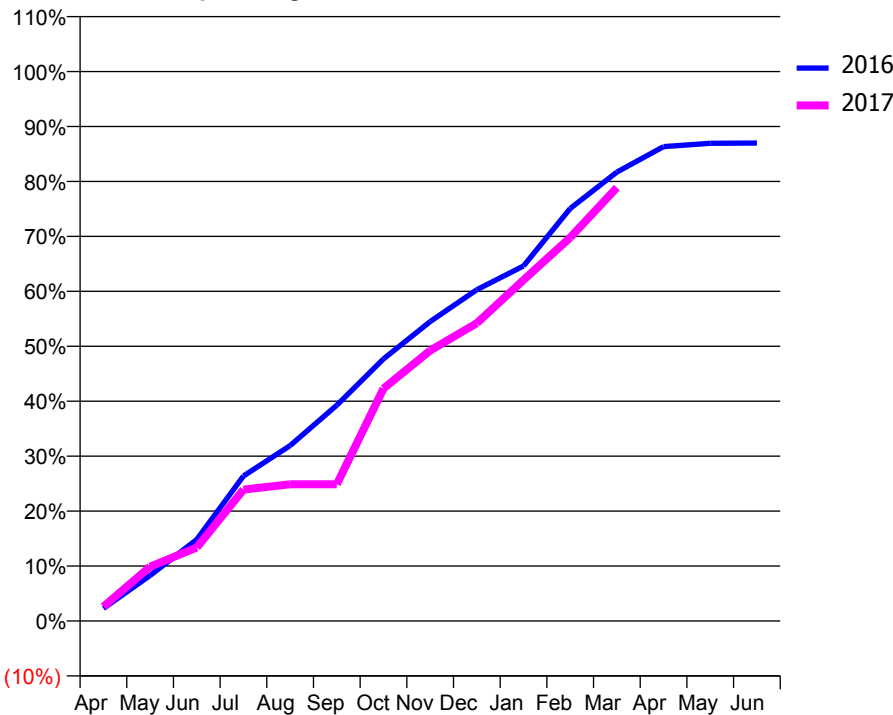
ACCESS*

Patients seen in 24 months	Total	Change since previous quarter
Quarter ending March 2016	1,488	
Quarter ending June 2016	1,490	→
Quarter ending September 2016	1,392	↓
Quarter ending December 2016	1,456	↑
Quarter ending March 2017	1,456	→
Variance since March 2016	(2.2%)	↓



ACTIVITY

Cumulative percentage of contracted UDA delivered 2016 & 2017



Month	Adjusted Scheduled Activity (UDA)	
	2016	2017
April	166	190
May	602	719
June	1,077	972
July	1,916	1,736
August	2,318	1,807
September	2,850	1,807
October	3,463	3,071
November	3,956	3,573
December	4,376	3,935
January	4,690	4,506
February	5,449	5,065
March	5,930	5,725
April	6,267	
May	6,311	
June	6,315	

QUALITY

	Quantity	Base Number	Contract	AT	Region	England
% of FP17s for the same patient ID Re-attending within 3 months - Children	58	493	11.8%	9.9%	12.0%	12.3%
% of FP17s for the same patient ID Re-attending within 3 months - Adults	362	1,471	24.6%	13.6%	16.0%	16.7%
% of FP17s for the same patient ID Re-attending between 3 & 9 months - Children	258	493	52.3%	58.5%	58.8%	57.6%
% of FP17s for the same patient ID Re-attending between 3 & 9 months - Adults	622	1,471	42.3%	49.0%	51.2%	50.1%
% of FP17s for Band 1 Urgent Courses	152	1,844	8.2%	6.9%	8.0%	9.1%
% of FP17s Relating to Free Repair or Replacements	7	1,844	0.4%	0.8%	0.8%	0.8%
% of FP17s Relating to Continuations	28	1,844	1.5%	1.3%	1.2%	1.2%
% of Patients satisfied with the dentistry they have received	7	7	N/A	92.7%	92.7%	92.8%
% of Patients satisfied with the time they had to wait for an appointment	7	7	N/A	91.7%	89.1%	88.7%

* This is based on patients treated on this contract for their most recent course of treatment. Figures in italics indicate the base number of FP17s or Patient Questionnaire responses are less than 100. N/A is shown where the base number of responses is less than 10 during the period. % is calculated as Quantity/Base number*100

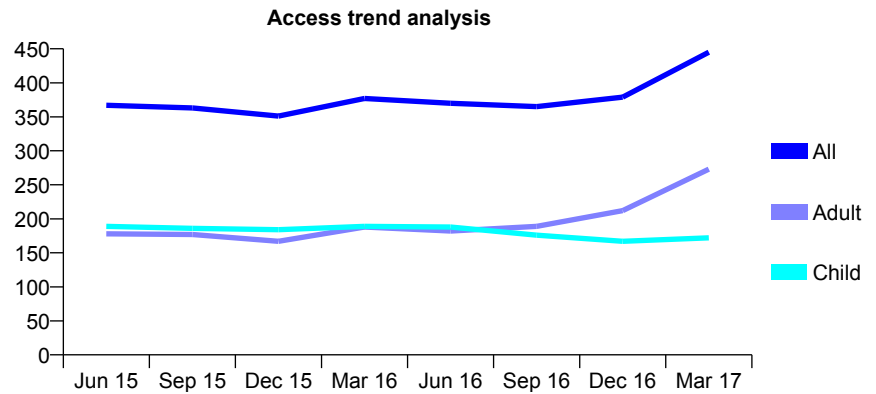
Q53 - Vital Signs At a Glance Contract Report for 770647/0002 - March 2017

Name or company name	MR AI PARUK
Contract type name	GDS Contract
Purpose of contract	General
Contract start date	18/08/2008
Contract end date	

16/17 Contracted general activity (UDA)	1,000
Carry forward general activity (UDA)	-13
16/17 Contracted orthodontic activity (UOA)	0
Carry forward orthodontic activity (UOA)	0
Baseline contract value	£25,044.34

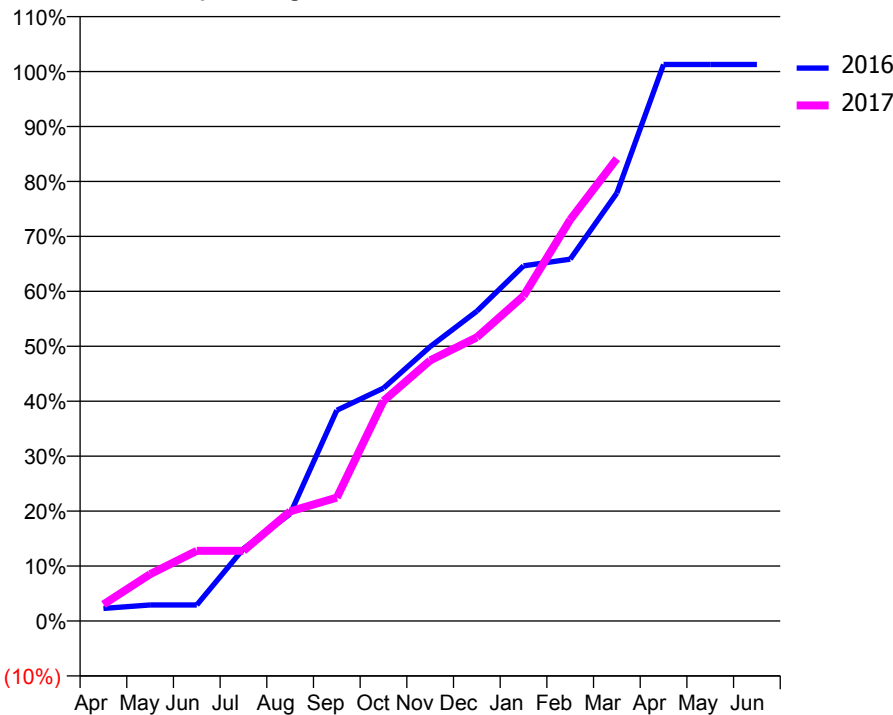
ACCESS*

Patients seen in 24 months	Total	Change since previous quarter
Quarter ending March 2016	377	
Quarter ending June 2016	370	↓
Quarter ending September 2016	365	↓
Quarter ending December 2016	379	↑
Quarter ending March 2017	445	↑
Variance since March 2016	18.0%	↑



ACTIVITY

Cumulative percentage of contracted UDA delivered 2016 & 2017



Month	Adjusted Scheduled Activity (UDA)	
	2016	2017
April	23	30
May	29	85
June	29	128
July	132	128
August	195	200
September	384	225
October	424	401
November	499	474
December	564	516
January	646	592
February	658	730
March	779	841
April	1,013	
May	1,013	
June	1,013	

QUALITY

	Quantity	Base Number	Contract	AT	Region	England
% of FP17s for the same patient ID Re-attending within 3 months - Children	17	305	5.6%	9.9%	12.0%	12.3%
% of FP17s for the same patient ID Re-attending within 3 months - Adults	23	281	8.2%	13.6%	16.0%	16.7%
% of FP17s for the same patient ID Re-attending between 3 & 9 months - Children	223	305	73.1%	58.5%	58.8%	57.6%
% of FP17s for the same patient ID Re-attending between 3 & 9 months - Adults	102	281	36.3%	49.0%	51.2%	50.1%
% of FP17s for Band 1 Urgent Courses	32	500	6.4%	6.9%	8.0%	9.1%
% of FP17s Relating to Free Repair or Replacements	1	500	0.2%	0.8%	0.8%	0.8%
% of FP17s Relating to Continuations	0	500	0.0%	1.3%	1.2%	1.2%
% of Patients satisfied with the dentistry they have received	1	1	N/A	92.7%	92.7%	92.8%
% of Patients satisfied with the time they had to wait for an appointment	1	1	N/A	91.7%	89.1%	88.7%

* This is based on patients treated on this contract for their most recent course of treatment. Figures in italics indicate the base number of FP17s or Patient Questionnaire responses are less than 100. N/A is shown where the base number of responses is less than 10 during the period. % is calculated as Quantity/Base number*100

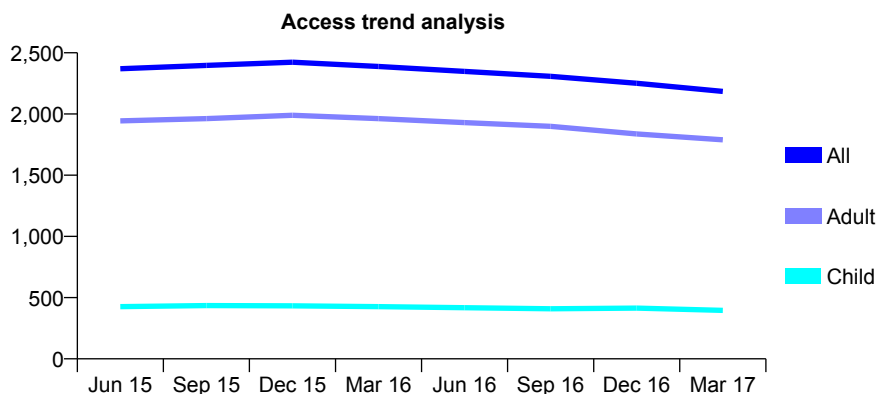
Q53 - Vital Signs At a Glance Contract Report for 773492/0001 - March 2017

Name or company name	MS S KUTTY
Contract type name	GDS Contract
Purpose of contract	General
Contract start date	01/07/2013
Contract end date	

16/17 Contracted general activity (UDA)	7,615
Carry forward general activity (UDA)	101
16/17 Contracted orthodontic activity (UOA)	0
Carry forward orthodontic activity (UOA)	0
Baseline contract value	£224,439.54

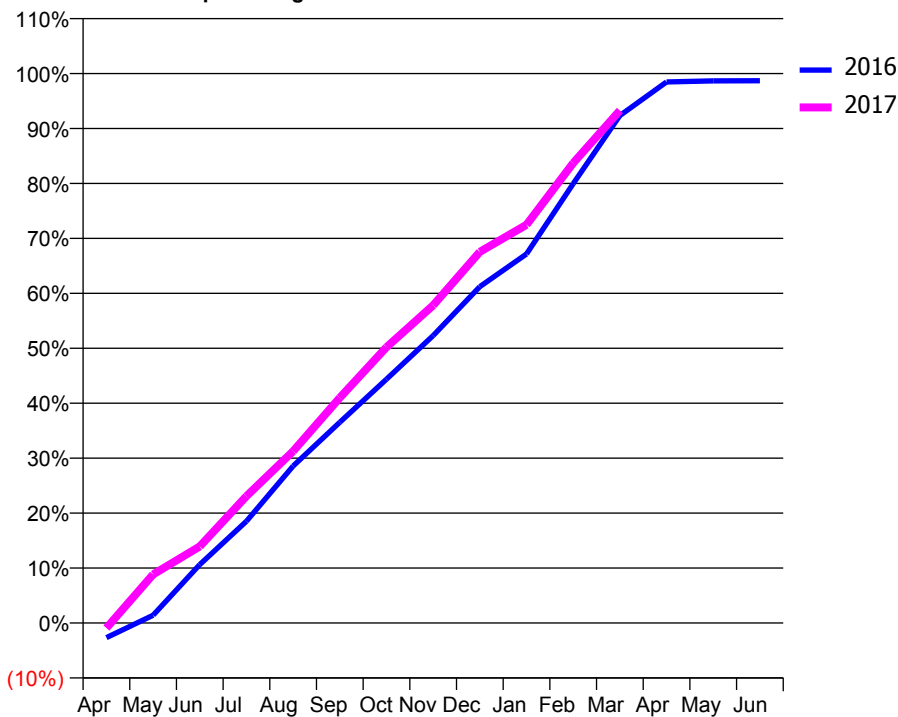
ACCESS*

Patients seen in 24 months	Total	Change since previous quarter
Quarter ending March 2016	2,388	
Quarter ending June 2016	2,348	↓
Quarter ending September 2016	2,308	↓
Quarter ending December 2016	2,251	↓
Quarter ending March 2017	2,185	↓
Variance since March 2016	(8.5%)	↓



ACTIVITY

Cumulative percentage of contracted UDA delivered 2016 & 2017



QUALITY

	Quantity	Base Number	Contract	AT	Region	England
% of FP17s for the same patient ID Re-attending within 3 months - Children	64	657	9.7%	9.9%	12.0%	12.3%
% of FP17s for the same patient ID Re-attending within 3 months - Adults	468	2,854	16.4%	13.6%	16.0%	16.7%
% of FP17s for the same patient ID Re-attending between 3 & 9 months - Children	449	657	68.3%	58.5%	58.8%	57.6%
% of FP17s for the same patient ID Re-attending between 3 & 9 months - Adults	1,791	2,854	62.8%	49.0%	51.2%	50.1%
% of FP17s for Band 1 Urgent Courses	221	3,350	6.6%	6.9%	8.0%	9.1%
% of FP17s Relating to Free Repair or Replacements	31	3,350	0.9%	0.8%	0.8%	0.8%
% of FP17s Relating to Continuations	71	3,350	2.1%	1.3%	1.2%	1.2%
% of Patients satisfied with the dentistry they have received	9	10	90.0%	92.7%	92.7%	92.8%
% of Patients satisfied with the time they had to wait for an appointment	10	10	100.0%	91.7%	89.1%	88.7%

* This is based on patients treated on this contract for their most recent course of treatment. Figures in italics indicate the base number of FP17s or Patient Questionnaire responses are less than 100. N/A is shown where the base number of responses is less than 10 during the period. % is calculated as Quantity/Base number*100

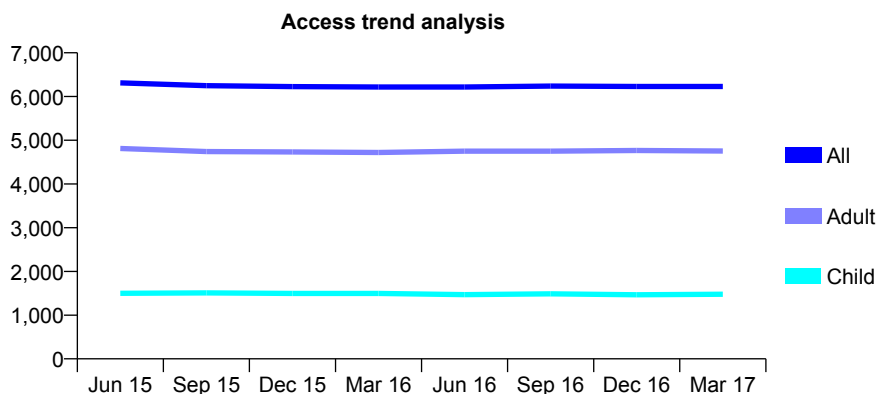
Q53 - Vital Signs At a Glance Contract Report for 781142/0001 - March 2017

Name or company name	MR A KACHHALA
Contract type name	GDS Contract
Purpose of contract	General
Contract start date	01/04/2009
Contract end date	

16/17 Contracted general activity (UDA)	18,442
Carry forward general activity (UDA)	66
16/17 Contracted orthodontic activity (UOA)	0
Carry forward orthodontic activity (UOA)	0
Baseline contract value	£435,038.03

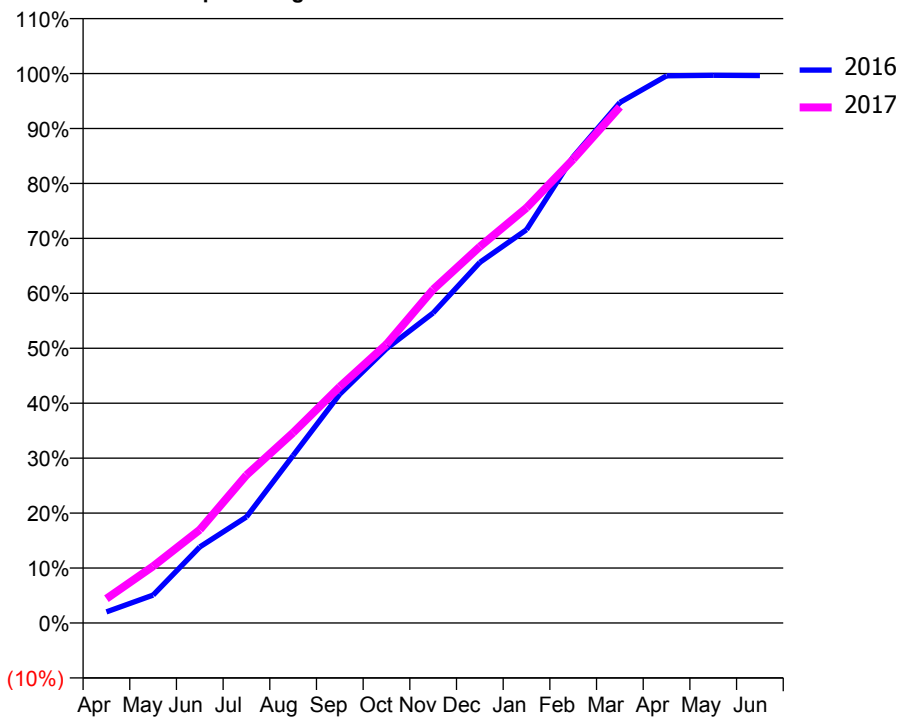
ACCESS*

Patients seen in 24 months	Total	Change since previous quarter
Quarter ending March 2016	6,218	
Quarter ending June 2016	6,219	→
Quarter ending September 2016	6,238	→
Quarter ending December 2016	6,230	→
Quarter ending March 2017	6,230	→
Variance since March 2016	0.2%	→



ACTIVITY

Cumulative percentage of contracted UDA delivered 2016 & 2017



Month	Adjusted Scheduled Activity (UDA)	
	2016	2017
April	375	818
May	940	1,906
June	2,555	3,129
July	3,558	4,965
August	5,623	6,390
September	7,680	7,931
October	9,208	9,355
November	10,407	11,193
December	12,104	12,632
January	13,198	13,932
February	15,649	15,565
March	17,468	17,320
April	18,367	
May	18,381	
June	18,376	

QUALITY

	Quantity	Base Number	Contract	AT	Region	England
% of FP17s for the same patient ID Re-attending within 3 months - Children	143	2,309	6.2%	9.9%	12.0%	12.3%
% of FP17s for the same patient ID Re-attending within 3 months - Adults	554	5,849	9.5%	13.6%	16.0%	16.7%
% of FP17s for the same patient ID Re-attending between 3 & 9 months - Children	1,540	2,309	66.7%	58.5%	58.8%	57.6%
% of FP17s for the same patient ID Re-attending between 3 & 9 months - Adults	2,942	5,849	50.3%	49.0%	51.2%	50.1%
% of FP17s for Band 1 Urgent Courses	406	7,775	5.2%	6.9%	8.0%	9.1%
% of FP17s Relating to Free Repair or Replacements	48	7,775	0.6%	0.8%	0.8%	0.8%
% of FP17s Relating to Continuations	23	7,775	0.3%	1.3%	1.2%	1.2%
% of Patients satisfied with the dentistry they have received	10	10	100.0%	92.7%	92.7%	92.8%
% of Patients satisfied with the time they had to wait for an appointment	10	10	100.0%	91.7%	89.1%	88.7%

* This is based on patients treated on this contract for their most recent course of treatment. Figures in italics indicate the base number of FP17s or Patient Questionnaire responses are less than 100. N/A is shown where the base number of responses is less than 10 during the period. % is calculated as Quantity/Base number*100

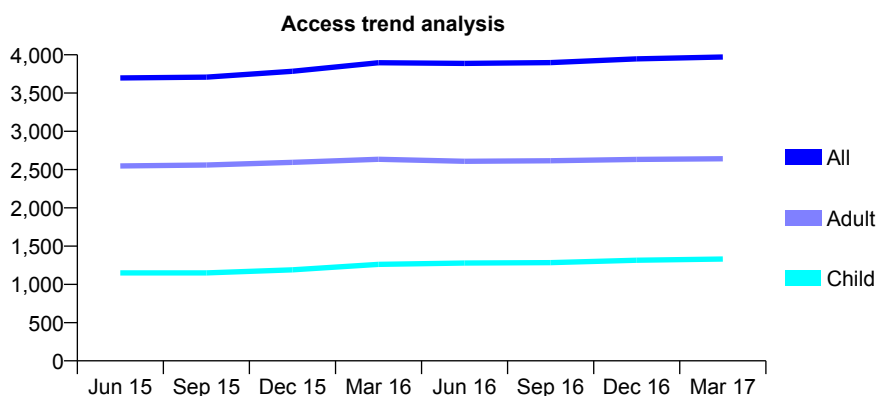
Q53 - Vital Signs At a Glance Contract Report for 782041/0001 - March 2017

Name or company name	MS S MESTRY
Contract type name	GDS Contract
Purpose of contract	General
Contract start date	31/07/2006
Contract end date	

16/17 Contracted general activity (UDA)	10,848
Carry forward general activity (UDA)	-54
16/17 Contracted orthodontic activity (UOA)	0
Carry forward orthodontic activity (UOA)	0
Baseline contract value	£266,372.09

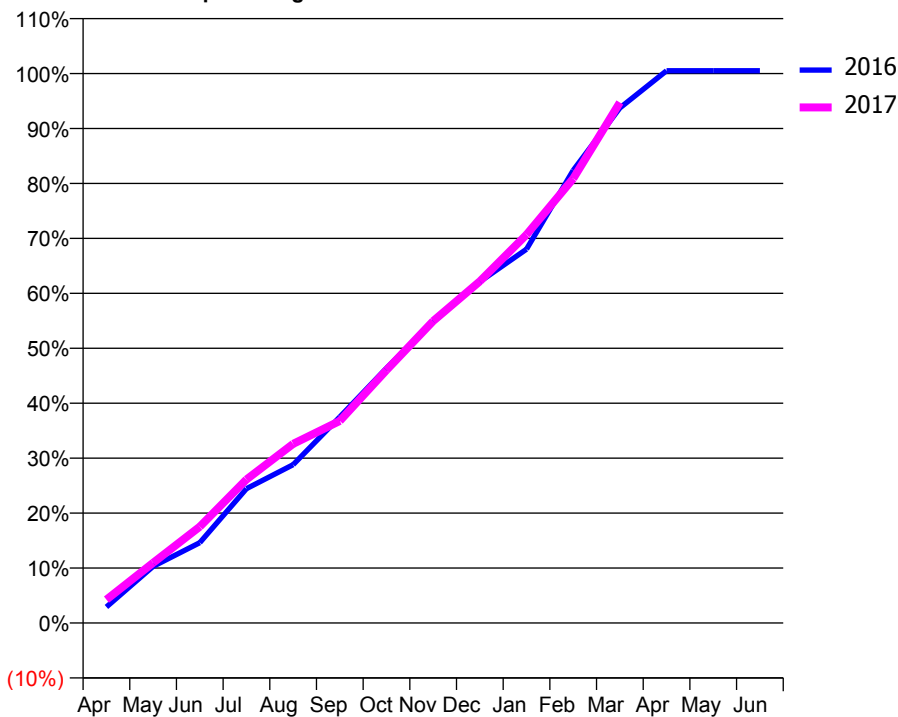
ACCESS*

Patients seen in 24 months	Total	Change since previous quarter
Quarter ending March 2016	3,896	
Quarter ending June 2016	3,888	→
Quarter ending September 2016	3,898	→
Quarter ending December 2016	3,947	→
Quarter ending March 2017	3,971	→
Variance since March 2016	1.9%	→



ACTIVITY

Cumulative percentage of contracted UDA delivered 2016 & 2017



Month	Adjusted Scheduled Activity (UDA)	
	2016	2017
April	317	462
May	1,116	1,187
June	1,587	1,901
July	2,653	2,834
August	3,127	3,538
September	4,069	3,991
October	5,032	4,992
November	5,947	5,960
December	6,738	6,747
January	7,381	7,666
February	8,936	8,773
March	10,169	10,275
April	10,902	
May	10,902	
June	10,902	

QUALITY

	Quantity	Base Number	Contract	AT	Region	England
% of FP17s for the same patient ID Re-attending within 3 months - Children	129	1,914	6.7%	9.9%	12.0%	12.3%
% of FP17s for the same patient ID Re-attending within 3 months - Adults	496	3,408	14.6%	13.6%	16.0%	16.7%
% of FP17s for the same patient ID Re-attending between 3 & 9 months - Children	1,207	1,914	63.1%	58.5%	58.8%	57.6%
% of FP17s for the same patient ID Re-attending between 3 & 9 months - Adults	1,582	3,408	46.4%	49.0%	51.2%	50.1%
% of FP17s for Band 1 Urgent Courses	337	4,304	7.8%	6.9%	8.0%	9.1%
% of FP17s Relating to Free Repair or Replacements	34	4,304	0.8%	0.8%	0.8%	0.8%
% of FP17s Relating to Continuations	15	4,304	0.3%	1.3%	1.2%	1.2%
% of Patients satisfied with the dentistry they have received	6	6	N/A	92.7%	92.7%	92.8%
% of Patients satisfied with the time they had to wait for an appointment	5	6	N/A	91.7%	89.1%	88.7%

* This is based on patients treated on this contract for their most recent course of treatment. Figures in italics indicate the base number of FP17s or Patient Questionnaire responses are less than 100. N/A is shown where the base number of responses is less than 10 during the period. % is calculated as Quantity/Base number*100

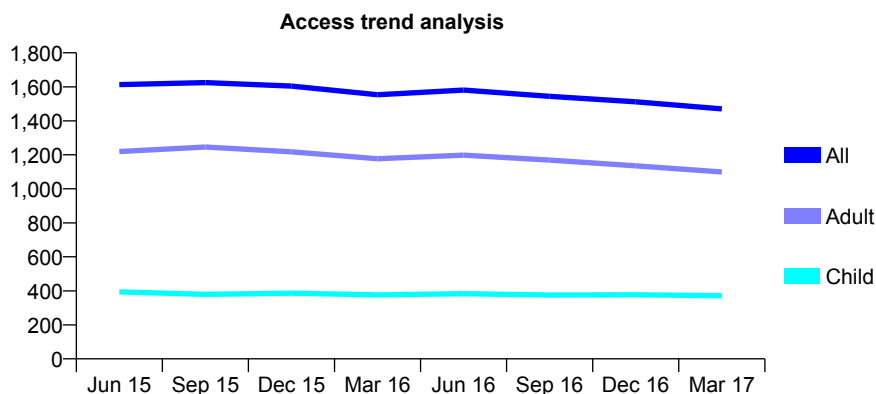
Q53 - Vital Signs At a Glance Contract Report for 794643/0002 - March 2017

Name or company name	MR W SIDHU
Contract type name	GDS Contract
Purpose of contract	General and Orthodontic
Contract start date	03/01/2012
Contract end date	

16/17 Contracted general activity (UDA)	6,301
Carry forward general activity (UDA)	0
16/17 Contracted orthodontic activity (UOA)	51
Carry forward orthodontic activity (UOA)	-1
Baseline contract value	£158,790.55

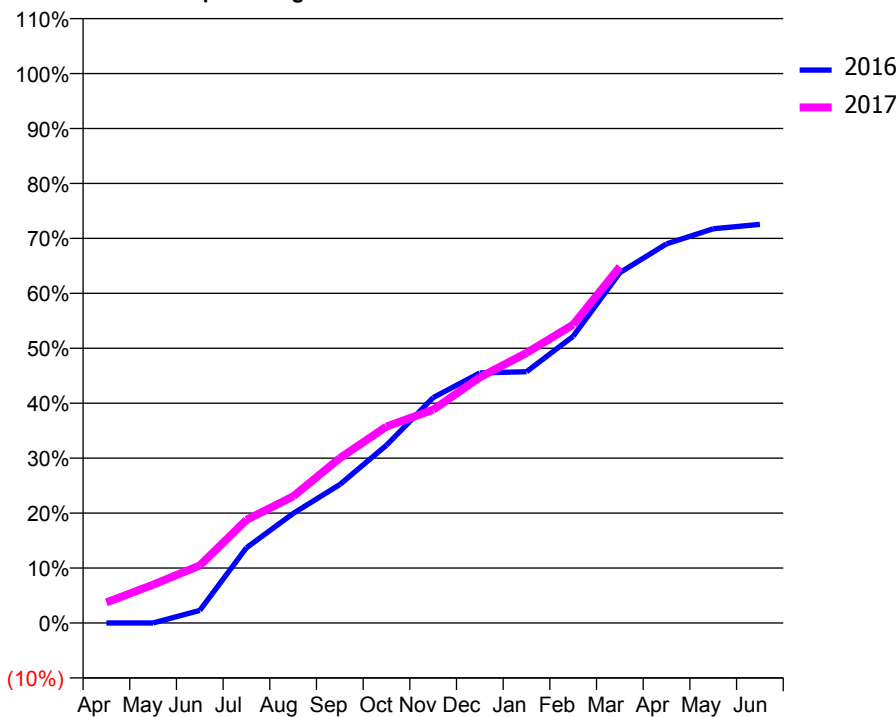
ACCESS*

Patients seen in 24 months	Total	Change since previous quarter
Quarter ending March 2016	1,553	
Quarter ending June 2016	1,581	→
Quarter ending September 2016	1,544	↓
Quarter ending December 2016	1,512	↓
Quarter ending March 2017	1,470	↓
Variance since March 2016	(5.3%)	↓



ACTIVITY

Cumulative percentage of contracted UDA delivered 2016 & 2017



Month	Adjusted Scheduled Activity (UDA)	
	2016	2017
April	0	236
May	0	440
June	145	660
July	863	1,182
August	1,256	1,452
September	1,588	1,891
October	2,040	2,253
November	2,585	2,446
December	2,867	2,817
January	2,882	3,098
February	3,289	3,421
March	4,018	4,084
April	4,347	
May	4,520	
June	4,571	

QUALITY

	Quantity	Base Number	Contract	AT	Region	England
% of FP17s for the same patient ID Re-attending within 3 months - Children	15	435	3.4%	9.9%	12.0%	12.3%
% of FP17s for the same patient ID Re-attending within 3 months - Adults	70	994	7.0%	13.6%	16.0%	16.7%
% of FP17s for the same patient ID Re-attending between 3 & 9 months - Children	173	435	39.8%	58.5%	58.8%	57.6%
% of FP17s for the same patient ID Re-attending between 3 & 9 months - Adults	367	994	36.9%	49.0%	51.2%	50.1%
% of FP17s for Band 1 Urgent Courses	15	1,315	1.1%	6.9%	8.0%	9.1%
% of FP17s Relating to Free Repair or Replacements	0	1,315	0.0%	0.8%	0.8%	0.8%
% of FP17s Relating to Continuations	1	1,315	0.1%	1.3%	1.2%	1.2%
% of Patients satisfied with the dentistry they have received	2	2	N/A	92.7%	92.7%	92.8%
% of Patients satisfied with the time they had to wait for an appointment	2	2	N/A	91.7%	89.1%	88.7%

* This is based on patients treated on this contract for their most recent course of treatment. Figures in italics indicate the base number of FP17s or Patient Questionnaire responses are less than 100. N/A is shown where the base number of responses is less than 10 during the period. % is calculated as Quantity/Base number*100

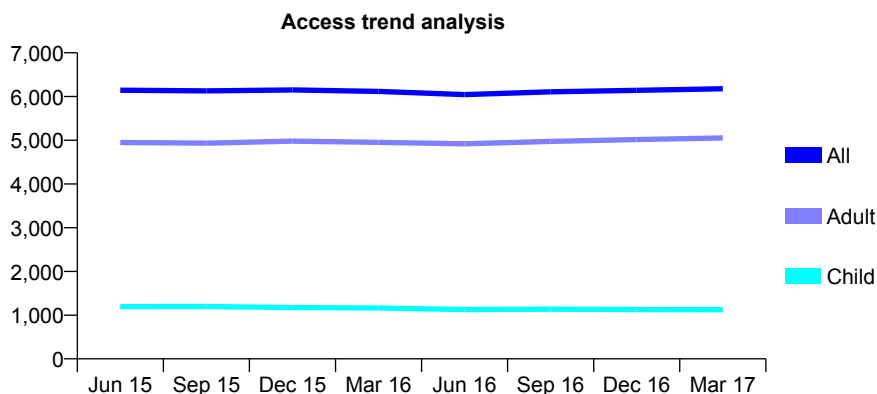
Q53 - Vital Signs At a Glance Contract Report for 814113/0001 - March 2017

Name or company name	MR RA ARROWSMITH
Contract type name	GDS Contract
Purpose of contract	General
Contract start date	01/04/2006
Contract end date	

16/17 Contracted general activity (UDA)	12,778
Carry forward general activity (UDA)	210
16/17 Contracted orthodontic activity (UOA)	0
Carry forward orthodontic activity (UOA)	0
Baseline contract value	£365,714.89

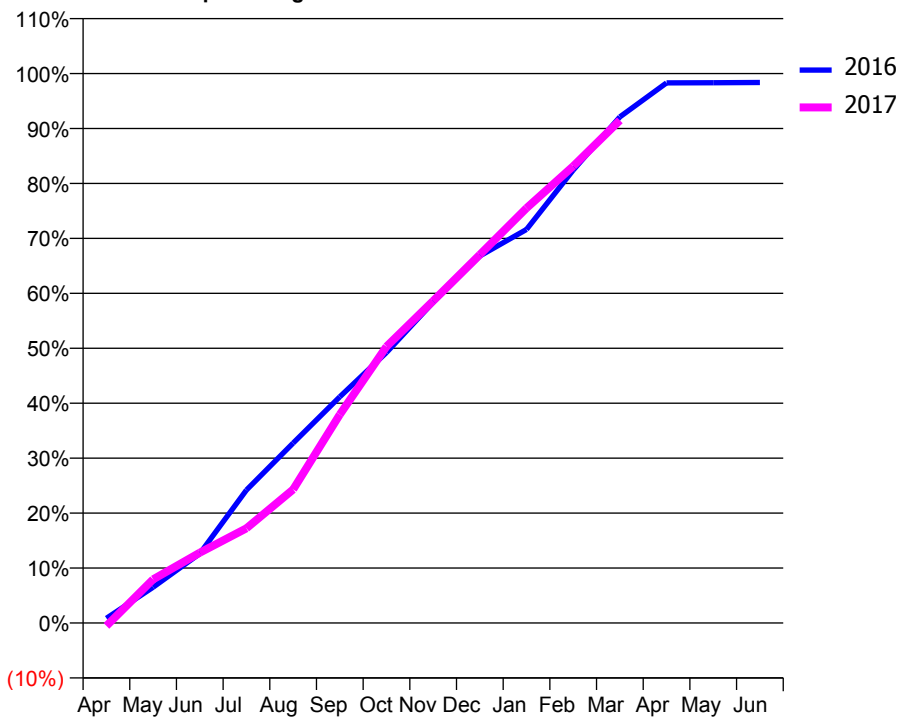
ACCESS*

Patients seen in 24 months	Total	Change since previous quarter
Quarter ending March 2016	6,116	
Quarter ending June 2016	6,045	↓
Quarter ending September 2016	6,107	→
Quarter ending December 2016	6,142	→
Quarter ending March 2017	6,178	→
Variance since March 2016	1.0%	→



ACTIVITY

Cumulative percentage of contracted UDA delivered 2016 & 2017



Month	Adjusted Scheduled Activity (UDA)	
	2016	2017
April	112	-70
May	833	1,016
June	1,613	1,637
July	3,095	2,203
August	4,185	3,104
September	5,260	4,848
October	6,291	6,429
November	7,459	7,490
December	8,536	8,565
January	9,152	9,649
February	10,533	10,621
March	11,768	11,688
April	12,558	
May	12,563	
June	12,568	

QUALITY

	Quantity	Base Number	Contract	AT	Region	England
% of FP17s for the same patient ID Re-attending within 3 months - Children	81	1,565	5.2%	9.9%	12.0%	12.3%
% of FP17s for the same patient ID Re-attending within 3 months - Adults	638	6,581	9.7%	13.6%	16.0%	16.7%
% of FP17s for the same patient ID Re-attending between 3 & 9 months - Children	795	1,565	50.8%	58.5%	58.8%	57.6%
% of FP17s for the same patient ID Re-attending between 3 & 9 months - Adults	2,799	6,581	42.5%	49.0%	51.2%	50.1%
% of FP17s for Band 1 Urgent Courses	391	6,639	5.9%	6.9%	8.0%	9.1%
% of FP17s Relating to Free Repair or Replacements	26	6,639	0.4%	0.8%	0.8%	0.8%
% of FP17s Relating to Continuations	52	6,639	0.8%	1.3%	1.2%	1.2%
% of Patients satisfied with the dentistry they have received	12	12	100.0%	92.7%	92.7%	92.8%
% of Patients satisfied with the time they had to wait for an appointment	11	12	91.7%	91.7%	89.1%	88.7%

* This is based on patients treated on this contract for their most recent course of treatment. Figures in italics indicate the base number of FP17s or Patient Questionnaire responses are less than 100. N/A is shown where the base number of responses is less than 10 during the period. % is calculated as Quantity/Base number*100

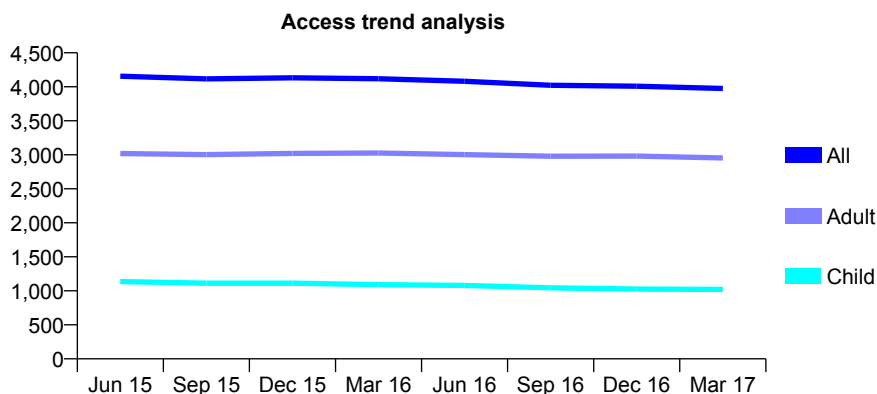
Q53 - Vital Signs At a Glance Contract Report for 817066/0001 - March 2017

Name or company name	MR PR VICKERY
Contract type name	GDS Contract
Purpose of contract	General
Contract start date	01/04/2006
Contract end date	

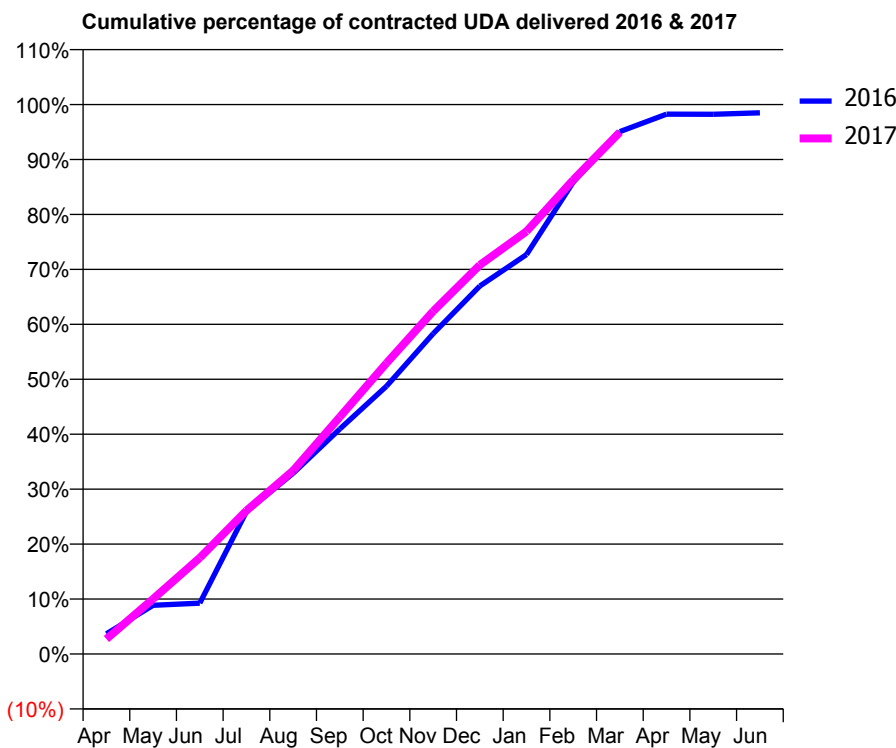
16/17 Contracted general activity (UDA)	16,087
Carry forward general activity (UDA)	243
16/17 Contracted orthodontic activity (UOA)	0
Carry forward orthodontic activity (UOA)	0
Baseline contract value	£398,524.31

ACCESS*

Patients seen in 24 months	Total	Change since previous quarter
Quarter ending March 2016	4,118	
Quarter ending June 2016	4,081	→
Quarter ending September 2016	4,023	↓
Quarter ending December 2016	4,008	→
Quarter ending March 2017	3,975	→
Variance since March 2016	(3.5%)	↓



ACTIVITY



Month	Adjusted Scheduled Activity (UDA)	
	2016	2017
April	591	440
May	1,428	1,615
June	1,489	2,815
July	4,173	4,200
August	5,292	5,371
September	6,588	6,940
October	7,843	8,517
November	9,379	10,036
December	10,773	11,389
January	11,693	12,372
February	13,814	13,879
March	15,294	15,278
April	15,804	
May	15,802	
June	15,844	

QUALITY

	Quantity	Base Number	Contract	AT	Region	England
% of FP17s for the same patient ID Re-attending within 3 months - Children	128	1,837	7.0%	9.9%	12.0%	12.3%
% of FP17s for the same patient ID Re-attending within 3 months - Adults	841	5,166	16.3%	13.6%	16.0%	16.7%
% of FP17s for the same patient ID Re-attending between 3 & 9 months - Children	1,274	1,837	69.4%	58.5%	58.8%	57.6%
% of FP17s for the same patient ID Re-attending between 3 & 9 months - Adults	3,208	5,166	62.1%	49.0%	51.2%	50.1%
% of FP17s for Band 1 Urgent Courses	382	6,734	5.7%	6.9%	8.0%	9.1%
% of FP17s Relating to Free Repair or Replacements	82	6,734	1.2%	0.8%	0.8%	0.8%
% of FP17s Relating to Continuations	188	6,734	2.8%	1.3%	1.2%	1.2%
% of Patients satisfied with the dentistry they have received	16	16	100.0%	92.7%	92.7%	92.8%
% of Patients satisfied with the time they had to wait for an appointment	14	16	87.5%	91.7%	89.1%	88.7%

* This is based on patients treated on this contract for their most recent course of treatment. Figures in italics indicate the base number of FP17s or Patient Questionnaire responses are less than 100. N/A is shown where the base number of responses is less than 10 during the period. % is calculated as Quantity/Base number*100

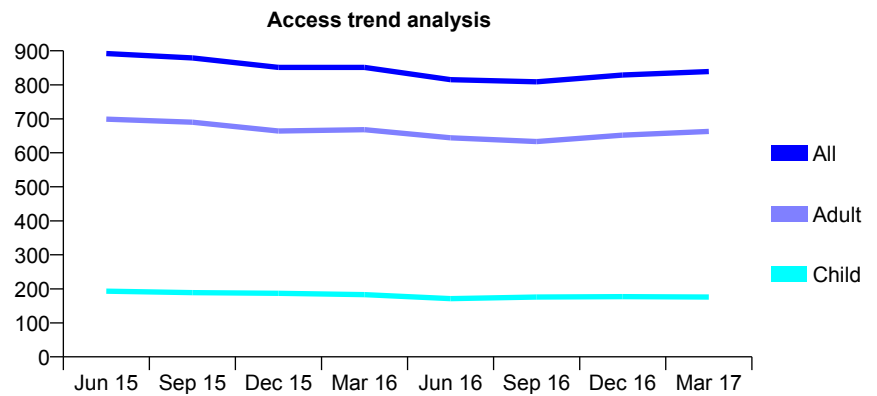
Q53 - Vital Signs At a Glance Contract Report for 818895/0003 - March 2017

Name or company name	MR BS MATHARU
Contract type name	GDS Contract
Purpose of contract	General
Contract start date	05/08/2006
Contract end date	

16/17 Contracted general activity (UDA)	2,608
Carry forward general activity (UDA)	-37
16/17 Contracted orthodontic activity (UOA)	0
Carry forward orthodontic activity (UOA)	0
Baseline contract value	£61,961.99

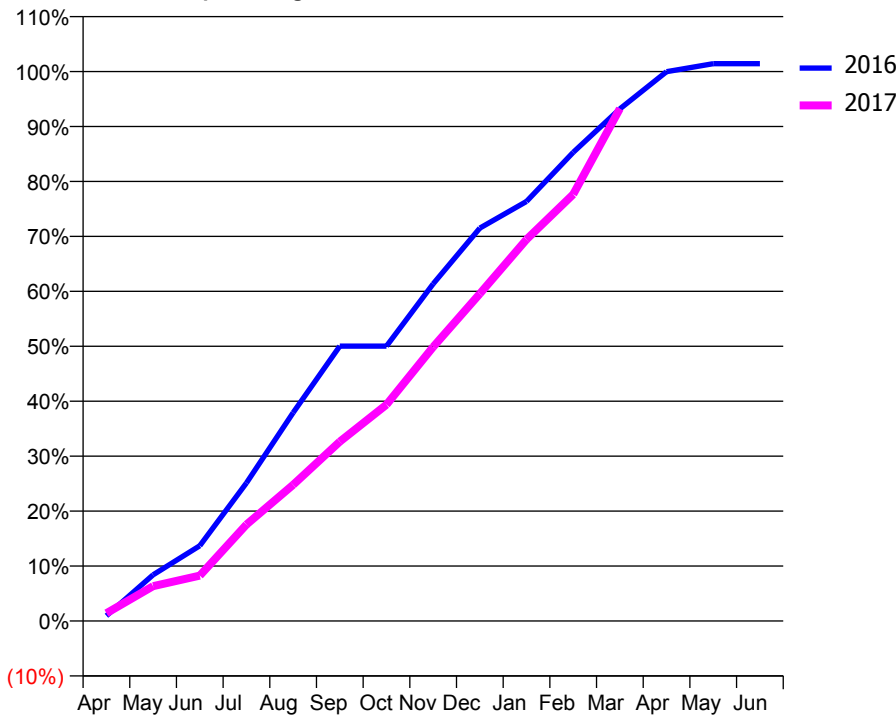
ACCESS*

Patients seen in 24 months	Total	Change since previous quarter
Quarter ending March 2016	851	
Quarter ending June 2016	815	↓
Quarter ending September 2016	809	→
Quarter ending December 2016	829	↑
Quarter ending March 2017	839	→
Variance since March 2016	(1.4%)	↓



ACTIVITY

Cumulative percentage of contracted UDA delivered 2016 & 2017



Month	Adjusted Scheduled Activity (UDA)	
	2016	2017
April	25	37
May	219	166
June	357	216
July	655	458
August	989	647
September	1,305	852
October	1,305	1,027
November	1,600	1,301
December	1,865	1,553
January	1,991	1,811
February	2,224	2,025
March	2,430	2,432
April	2,607	
May	2,645	
June	2,645	

QUALITY

	Quantity	Base Number	Contract	AT	Region	England
% of FP17s for the same patient ID Re-attending within 3 months - Children	8	181	4.4%	9.9%	12.0%	12.3%
% of FP17s for the same patient ID Re-attending within 3 months - Adults	70	637	11.0%	13.6%	16.0%	16.7%
% of FP17s for the same patient ID Re-attending between 3 & 9 months - Children	60	181	33.1%	58.5%	58.8%	57.6%
% of FP17s for the same patient ID Re-attending between 3 & 9 months - Adults	164	637	25.7%	49.0%	51.2%	50.1%
% of FP17s for Band 1 Urgent Courses	29	763	3.8%	6.9%	8.0%	9.1%
% of FP17s Relating to Free Repair or Replacements	0	763	0.0%	0.8%	0.8%	0.8%
% of FP17s Relating to Continuations	22	763	2.9%	1.3%	1.2%	1.2%
% of Patients satisfied with the dentistry they have received	1	1	N/A	92.7%	92.7%	92.8%
% of Patients satisfied with the time they had to wait for an appointment	1	1	N/A	91.7%	89.1%	88.7%

* This is based on patients treated on this contract for their most recent course of treatment. Figures in italics indicate the base number of FP17s or Patient Questionnaire responses are less than 100. N/A is shown where the base number of responses is less than 10 during the period. % is calculated as Quantity/Base number*100

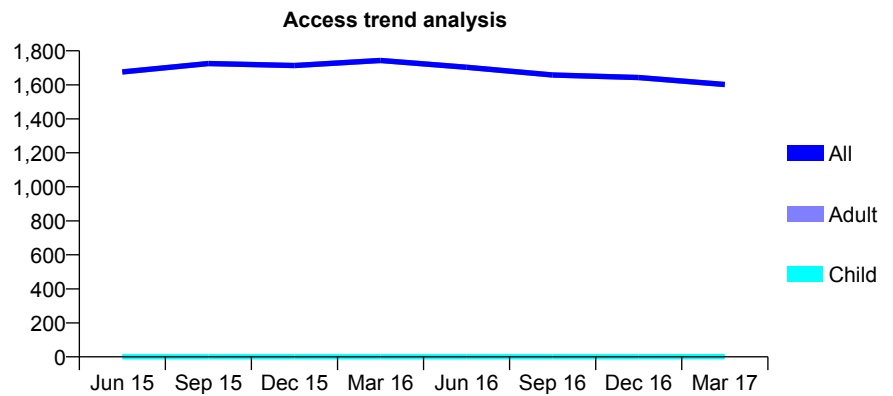
Q53 - Vital Signs At a Glance Contract Report for 819166/0001 - March 2017

Name or company name	MRS CA HARRINGTON
Contract type name	GDS Contract
Purpose of contract	General
Contract start date	18/09/2006
Contract end date	

16/17 Contracted general activity (UDA)	4,264
Carry forward general activity (UDA)	44
16/17 Contracted orthodontic activity (UOA)	0
Carry forward orthodontic activity (UOA)	0
Baseline contract value	£116,398.18

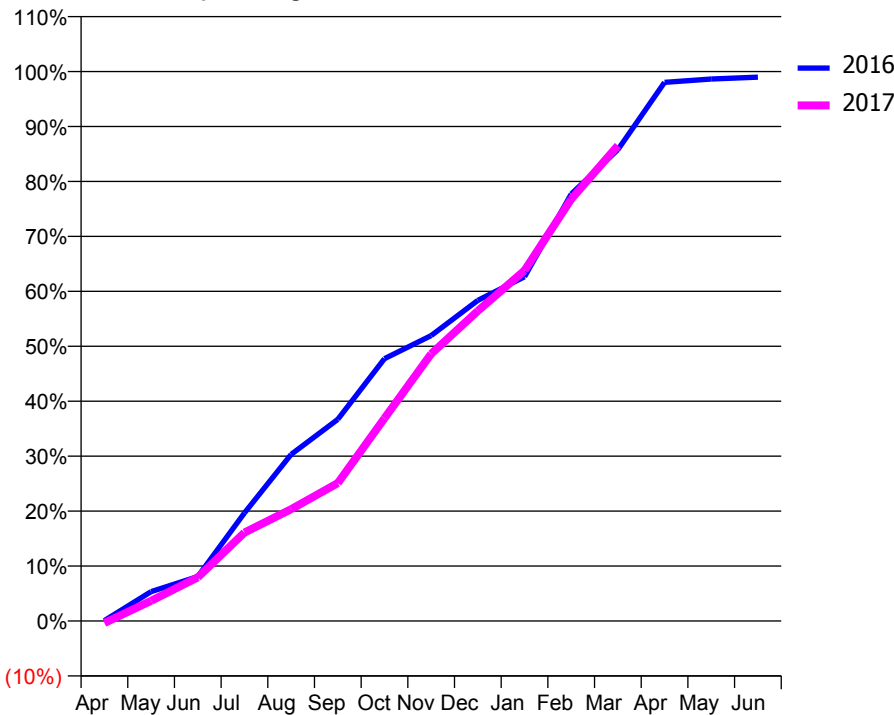
ACCESS*

Patients seen in 24 months	Total	Change since previous quarter
Quarter ending March 2016	1,743	
Quarter ending June 2016	1,703	↓
Quarter ending September 2016	1,658	↓
Quarter ending December 2016	1,643	→
Quarter ending March 2017	1,602	↓
Variance since March 2016	(8.1%)	↓



ACTIVITY

Cumulative percentage of contracted UDA delivered 2016 & 2017



Month	Adjusted Scheduled Activity (UDA)	
	2016	2017
April	4	-16
May	228	157
June	345	339
July	839	686
August	1,293	867
September	1,565	1,070
October	2,036	1,573
November	2,215	2,073
December	2,488	2,406
January	2,671	2,719
February	3,313	3,273
March	3,657	3,690
April	4,180	
May	4,206	
June	4,220	

QUALITY

	Quantity	Base Number	Contract	AT	Region	England
% of FP17s for the same patient ID Re-attending within 3 months - Children	0	1	0.0%	9.9%	12.0%	12.3%
% of FP17s for the same patient ID Re-attending within 3 months - Adults	88	1,863	4.7%	13.6%	16.0%	16.7%
% of FP17s for the same patient ID Re-attending between 3 & 9 months - Children	0	1	0.0%	58.5%	58.8%	57.6%
% of FP17s for the same patient ID Re-attending between 3 & 9 months - Adults	1,103	1,863	59.2%	49.0%	51.2%	50.1%
% of FP17s for Band 1 Urgent Courses	34	1,671	2.0%	6.9%	8.0%	9.1%
% of FP17s Relating to Free Repair or Replacements	2	1,671	0.1%	0.8%	0.8%	0.8%
% of FP17s Relating to Continuations	0	1,671	0.0%	1.3%	1.2%	1.2%
% of Patients satisfied with the dentistry they have received	0	1	N/A	92.7%	92.7%	92.8%
% of Patients satisfied with the time they had to wait for an appointment	0	1	N/A	91.7%	89.1%	88.7%

* This is based on patients treated on this contract for their most recent course of treatment. Figures in italics indicate the base number of FP17s or Patient Questionnaire responses are less than 100. N/A is shown where the base number of responses is less than 10 during the period. % is calculated as Quantity/Base number*100

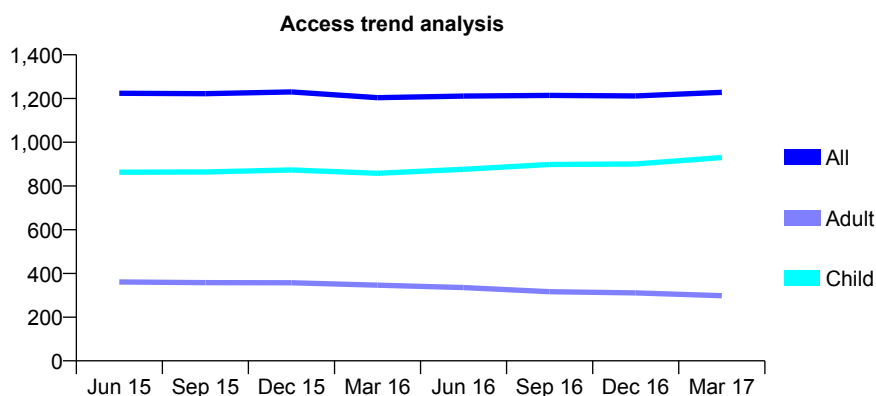
Q53 - Vital Signs At a Glance Contract Report for 825212/0004 - March 2017

Name or company name	MR D DALBY
Contract type name	GDS Contract
Purpose of contract	General
Contract start date	01/08/2012
Contract end date	

16/17 Contracted general activity (UDA)	2,200
Carry forward general activity (UDA)	22
16/17 Contracted orthodontic activity (UOA)	0
Carry forward orthodontic activity (UOA)	0
Baseline contract value	£63,907.54

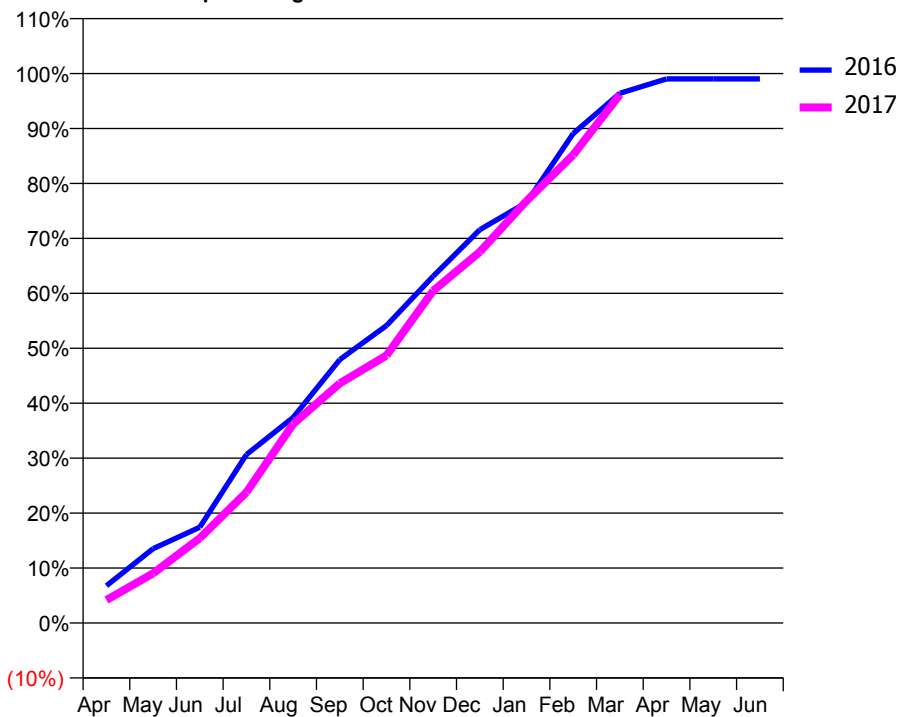
ACCESS*

Patients seen in 24 months	Total	Change since previous quarter
Quarter ending March 2016	1,204	
Quarter ending June 2016	1,211	→
Quarter ending September 2016	1,214	→
Quarter ending December 2016	1,212	→
Quarter ending March 2017	1,228	→
Variance since March 2016	2.0%	→



ACTIVITY

Cumulative percentage of contracted UDA delivered 2016 & 2017



Adjusted Scheduled Activity (UDA)

Month	2016	2017
April	149	92
May	297	199
June	383	340
July	675	523
August	823	797
September	1,054	959
October	1,191	1,071
November	1,388	1,330
December	1,574	1,486
January	1,684	1,690
February	1,960	1,874
March	2,121	2,116
April	2,178	
May	2,178	
June	2,178	

QUALITY

	Quantity	Base Number	Contract	AT	Region	England
% of FP17s for the same patient ID Re-attending within 3 months - Children	150	1,481	10.1%	9.9%	12.0%	12.3%
% of FP17s for the same patient ID Re-attending within 3 months - Adults	16	254	6.3%	13.6%	16.0%	16.7%
% of FP17s for the same patient ID Re-attending between 3 & 9 months - Children	793	1,481	53.5%	58.5%	58.8%	57.6%
% of FP17s for the same patient ID Re-attending between 3 & 9 months - Adults	112	254	44.1%	49.0%	51.2%	50.1%
% of FP17s for Band 1 Urgent Courses	78	1,694	4.6%	6.9%	8.0%	9.1%
% of FP17s Relating to Free Repair or Replacements	0	1,694	0.0%	0.8%	0.8%	0.8%
% of FP17s Relating to Continuations	16	1,694	0.9%	1.3%	1.2%	1.2%
% of Patients satisfied with the dentistry they have received	2	2	N/A	92.7%	92.7%	92.8%
% of Patients satisfied with the time they had to wait for an appointment	2	2	N/A	91.7%	89.1%	88.7%

* This is based on patients treated on this contract for their most recent course of treatment. Figures in italics indicate the base number of FP17s or Patient Questionnaire responses are less than 100. N/A is shown where the base number of responses is less than 10 during the period. % is calculated as Quantity/Base number*100

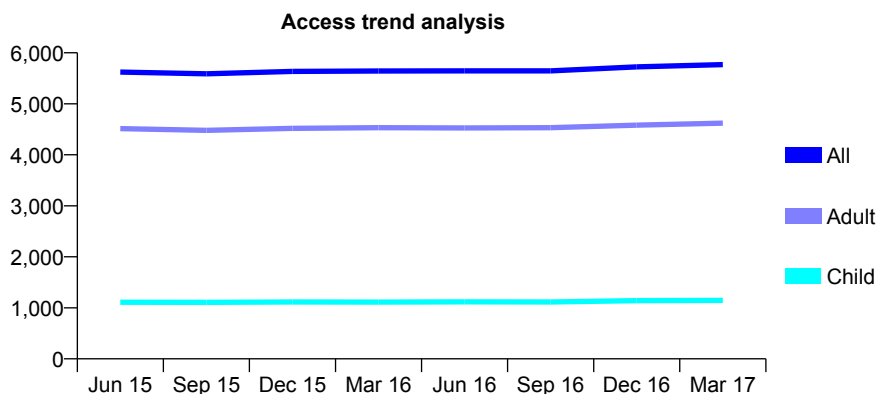
Q53 - Vital Signs At a Glance Contract Report for 831662/0001 - March 2017

Name or company name	MR SJ THOMAS
Contract type name	GDS Contract
Purpose of contract	General
Contract start date	01/04/2006
Contract end date	

16/17 Contracted general activity (UDA)	18,115
Carry forward general activity (UDA)	709
16/17 Contracted orthodontic activity (UOA)	0
Carry forward orthodontic activity (UOA)	0
Baseline contract value	£518,426.22

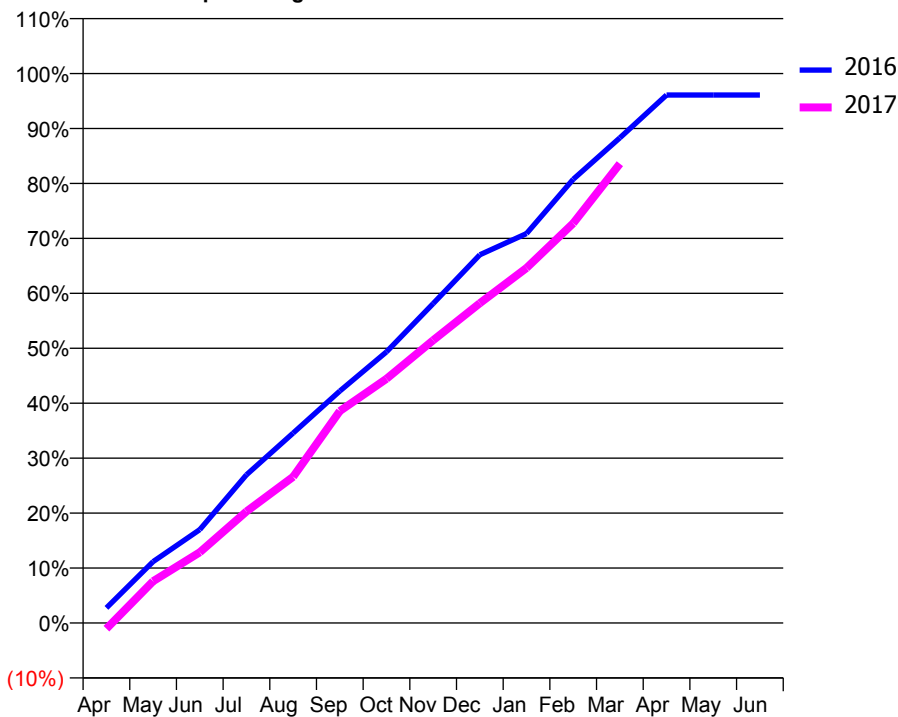
ACCESS*

Patients seen in 24 months	Total	Change since previous quarter
Quarter ending March 2016	5,643	
Quarter ending June 2016	5,645	→
Quarter ending September 2016	5,646	→
Quarter ending December 2016	5,724	→
Quarter ending March 2017	5,769	→
Variance since March 2016	2.2%	↑



ACTIVITY

Cumulative percentage of contracted UDA delivered 2016 & 2017



Month	Adjusted Scheduled Activity (UDA)	
	2016	2017
April	501	-189
May	2,024	1,378
June	3,081	2,330
July	4,888	3,676
August	6,263	4,818
September	7,645	6,989
October	8,939	8,050
November	10,530	9,324
December	12,140	10,545
January	12,836	11,703
February	14,627	13,179
March	15,993	15,143
April	17,406	
May	17,406	
June	17,406	

QUALITY

	Quantity	Base Number	Contract	AT	Region	England
% of FP17s for the same patient ID Re-attending within 3 months - Children	112	1,796	6.2%	9.9%	12.0%	12.3%
% of FP17s for the same patient ID Re-attending within 3 months - Adults	1,065	6,542	16.3%	13.6%	16.0%	16.7%
% of FP17s for the same patient ID Re-attending between 3 & 9 months - Children	1,068	1,796	59.5%	58.5%	58.8%	57.6%
% of FP17s for the same patient ID Re-attending between 3 & 9 months - Adults	2,400	6,542	36.7%	49.0%	51.2%	50.1%
% of FP17s for Band 1 Urgent Courses	466	7,845	5.9%	6.9%	8.0%	9.1%
% of FP17s Relating to Free Repair or Replacements	77	7,845	1.0%	0.8%	0.8%	0.8%
% of FP17s Relating to Continuations	271	7,845	3.5%	1.3%	1.2%	1.2%
% of Patients satisfied with the dentistry they have received	27	29	93.1%	92.7%	92.7%	92.8%
% of Patients satisfied with the time they had to wait for an appointment	26	29	89.7%	91.7%	89.1%	88.7%

* This is based on patients treated on this contract for their most recent course of treatment. Figures in italics indicate the base number of FP17s or Patient Questionnaire responses are less than 100. N/A is shown where the base number of responses is less than 10 during the period. % is calculated as Quantity/Base number*100

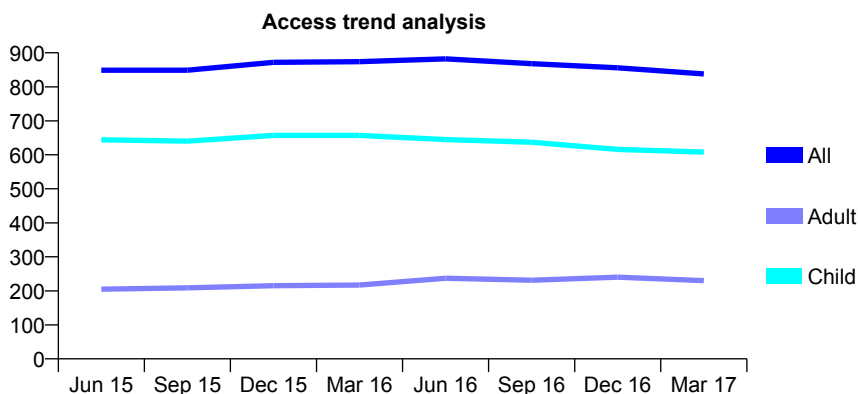
Q53 - Vital Signs At a Glance Contract Report for 835765/0001 - March 2017

Name or company name	MISS P WILKES
Contract type name	GDS Contract
Purpose of contract	General
Contract start date	01/08/2008
Contract end date	

16/17 Contracted general activity (UDA)	1,750
Carry forward general activity (UDA)	0
16/17 Contracted orthodontic activity (UOA)	0
Carry forward orthodontic activity (UOA)	0
Baseline contract value	£40,232.50

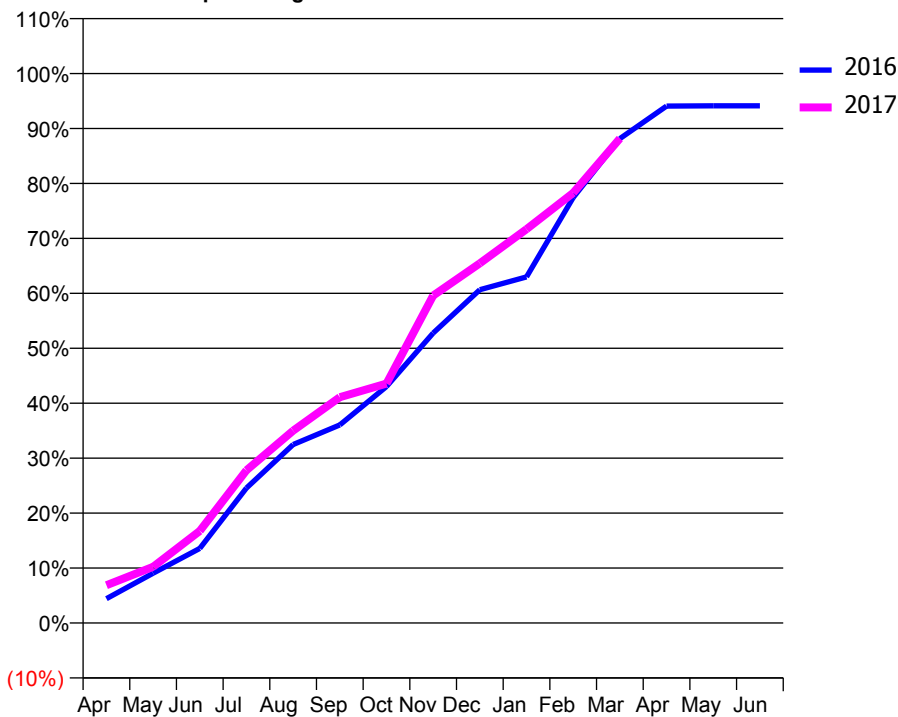
ACCESS*

Patients seen in 24 months	Total	Change since previous quarter
Quarter ending March 2016	874	
Quarter ending June 2016	882	→
Quarter ending September 2016	868	↓
Quarter ending December 2016	856	↓
Quarter ending March 2017	838	↓
Variance since March 2016	(4.1%)	↓



ACTIVITY

Cumulative percentage of contracted UDA delivered 2016 & 2017



Month	Adjusted Scheduled Activity (UDA)	
	2016	2017
April	82	120
May	168	179
June	251	293
July	454	487
August	601	613
September	667	719
October	796	762
November	976	1,043
December	1,122	1,146
January	1,165	1,254
February	1,432	1,370
March	1,631	1,543
April	1,740	
May	1,741	
June	1,741	

QUALITY

	Quantity	Base Number	Contract	AT	Region	England
% of FP17s for the same patient ID Re-attending within 3 months - Children	71	938	7.6%	9.9%	12.0%	12.3%
% of FP17s for the same patient ID Re-attending within 3 months - Adults	22	232	9.5%	13.6%	16.0%	16.7%
% of FP17s for the same patient ID Re-attending between 3 & 9 months - Children	588	938	62.7%	58.5%	58.8%	57.6%
% of FP17s for the same patient ID Re-attending between 3 & 9 months - Adults	127	232	54.7%	49.0%	51.2%	50.1%
% of FP17s for Band 1 Urgent Courses	41	1,111	3.7%	6.9%	8.0%	9.1%
% of FP17s Relating to Free Repair or Replacements	0	1,111	0.0%	0.8%	0.8%	0.8%
% of FP17s Relating to Continuations	17	1,111	1.5%	1.3%	1.2%	1.2%
% of Patients satisfied with the dentistry they have received	2	2	N/A	92.7%	92.7%	92.8%
% of Patients satisfied with the time they had to wait for an appointment	1	2	N/A	91.7%	89.1%	88.7%

* This is based on patients treated on this contract for their most recent course of treatment. Figures in italics indicate the base number of FP17s or Patient Questionnaire responses are less than 100. N/A is shown where the base number of responses is less than 10 during the period. % is calculated as Quantity/Base number*100

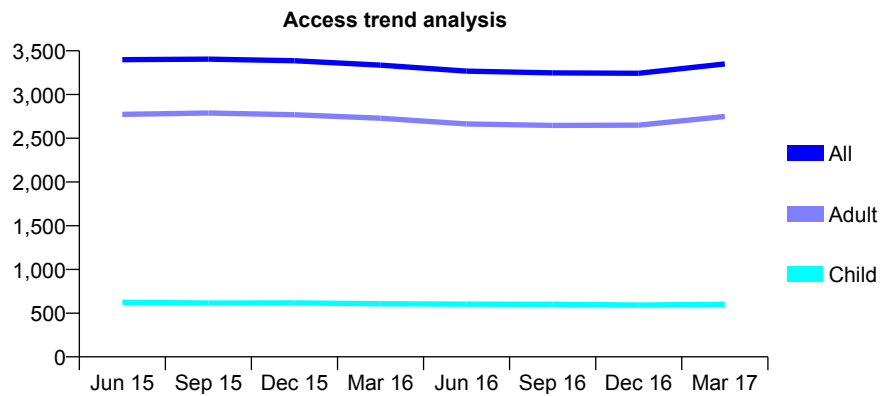
Q53 - Vital Signs At a Glance Contract Report for 836354/0001 - March 2017

Name or company name	MR SS HOTHI
Contract type name	GDS Contract
Purpose of contract	General
Contract start date	01/04/2006
Contract end date	

16/17 Contracted general activity (UDA)	11,116
Carry forward general activity (UDA)	0
16/17 Contracted orthodontic activity (UOA)	0
Carry forward orthodontic activity (UOA)	0
Baseline contract value	£327,642.58

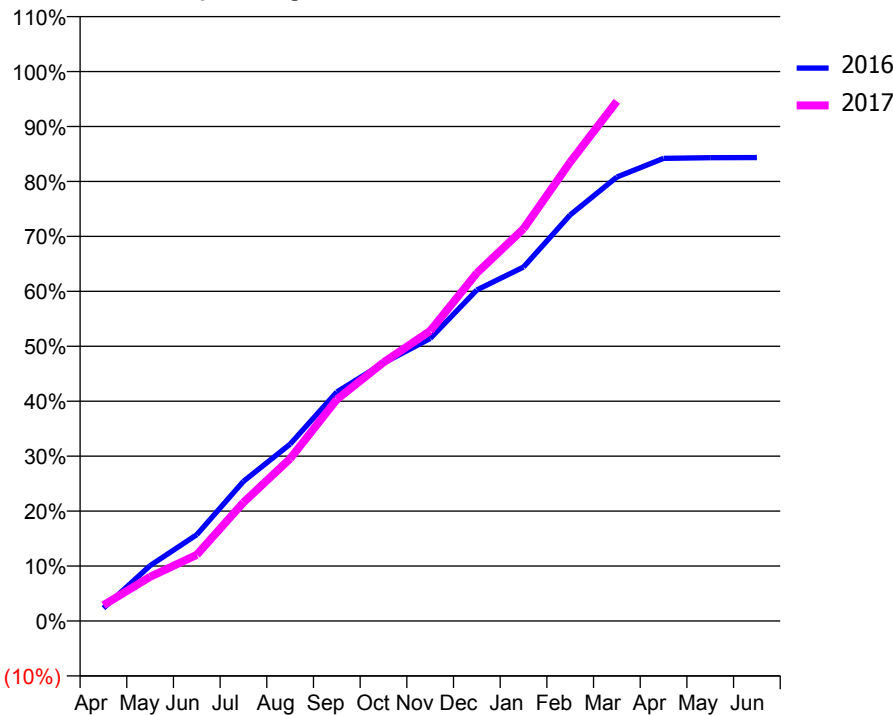
ACCESS*

Patients seen in 24 months	Total	Change since previous quarter
Quarter ending March 2016	3,336	
Quarter ending June 2016	3,267	↓
Quarter ending September 2016	3,248	→
Quarter ending December 2016	3,243	→
Quarter ending March 2017	3,350	↑
Variance since March 2016	0.4%	→



ACTIVITY

Cumulative percentage of contracted UDA delivered 2016 & 2017



Month	Adjusted Scheduled Activity (UDA)	
	2016	2017
April	261	320
May	1,121	893
June	1,746	1,338
July	2,827	2,400
August	3,578	3,285
September	4,634	4,483
October	5,219	5,231
November	5,715	5,869
December	6,696	7,040
January	7,160	7,935
February	8,216	9,283
March	8,982	10,513
April	9,358	
May	9,373	
June	9,374	

QUALITY

	Quantity	Base Number	Contract	AT	Region	England
% of FP17s for the same patient ID Re-attending within 3 months - Children	58	734	7.9%	9.9%	12.0%	12.3%
% of FP17s for the same patient ID Re-attending within 3 months - Adults	360	3,223	11.2%	13.6%	16.0%	16.7%
% of FP17s for the same patient ID Re-attending between 3 & 9 months - Children	344	734	46.9%	58.5%	58.8%	57.6%
% of FP17s for the same patient ID Re-attending between 3 & 9 months - Adults	1,464	3,223	45.4%	49.0%	51.2%	50.1%
% of FP17s for Band 1 Urgent Courses	275	3,776	7.3%	6.9%	8.0%	9.1%
% of FP17s Relating to Free Repair or Replacements	14	3,776	0.4%	0.8%	0.8%	0.8%
% of FP17s Relating to Continuations	37	3,776	1.0%	1.3%	1.2%	1.2%
% of Patients satisfied with the dentistry they have received	5	6	N/A	92.7%	92.7%	92.8%
% of Patients satisfied with the time they had to wait for an appointment	6	6	N/A	91.7%	89.1%	88.7%

* This is based on patients treated on this contract for their most recent course of treatment. Figures in italics indicate the base number of FP17s or Patient Questionnaire responses are less than 100. N/A is shown where the base number of responses is less than 10 during the period. % is calculated as Quantity/Base number*100

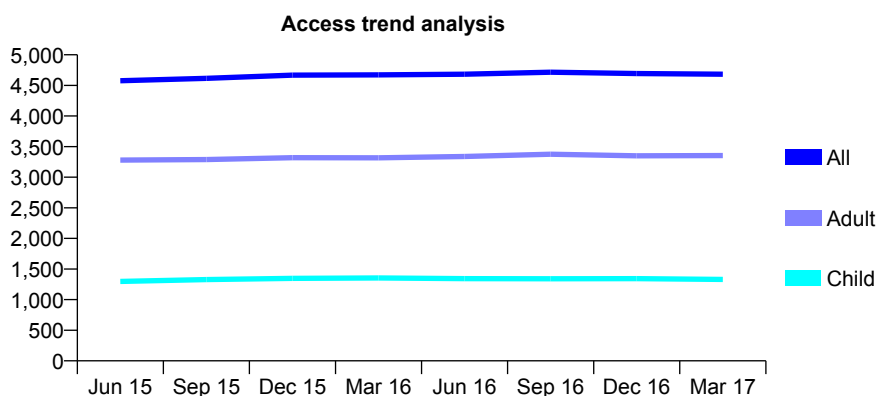
Q53 - Vital Signs At a Glance Contract Report for 841196/0001 - March 2017

Name or company name	MR A KAKAY AFSHARY
Contract type name	GDS Contract
Purpose of contract	General
Contract start date	01/04/2006
Contract end date	

16/17 Contracted general activity (UDA)	11,465
Carry forward general activity (UDA)	-155
16/17 Contracted orthodontic activity (UOA)	0
Carry forward orthodontic activity (UOA)	0
Baseline contract value	£344,152.24

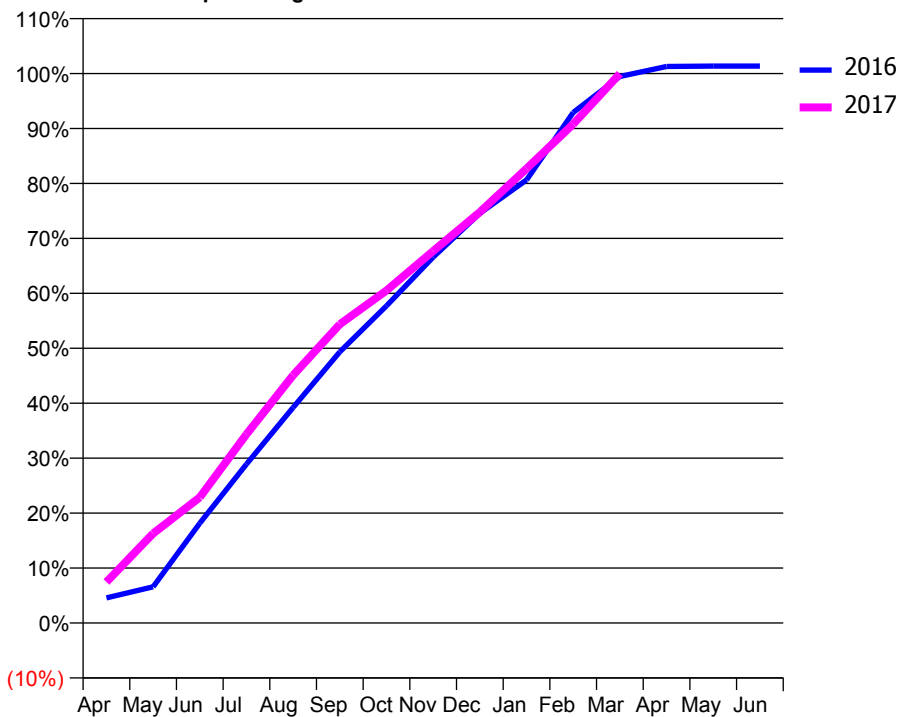
ACCESS*

Patients seen in 24 months	Total	Change since previous quarter
Quarter ending March 2016	4,673	
Quarter ending June 2016	4,683	→
Quarter ending September 2016	4,715	→
Quarter ending December 2016	4,693	→
Quarter ending March 2017	4,683	→
Variance since March 2016	0.2%	→



ACTIVITY

Cumulative percentage of contracted UDA delivered 2016 & 2017



Month	Adjusted Scheduled Activity (UDA)	
	2016	2017
April	523	856
May	755	1,870
June	2,082	2,623
July	3,316	3,940
August	4,498	5,170
September	5,659	6,234
October	6,617	6,937
November	7,632	7,761
December	8,549	8,573
January	9,244	9,479
February	10,650	10,409
March	11,404	11,462
April	11,611	
May	11,619	
June	11,620	

QUALITY

	Quantity	Base Number	Contract	AT	Region	England
% of FP17s for the same patient ID Re-attending within 3 months - Children	68	1,713	4.0%	9.9%	12.0%	12.3%
% of FP17s for the same patient ID Re-attending within 3 months - Adults	275	3,846	7.2%	13.6%	16.0%	16.7%
% of FP17s for the same patient ID Re-attending between 3 & 9 months - Children	902	1,713	52.7%	58.5%	58.8%	57.6%
% of FP17s for the same patient ID Re-attending between 3 & 9 months - Adults	1,941	3,846	50.5%	49.0%	51.2%	50.1%
% of FP17s for Band 1 Urgent Courses	121	5,445	2.2%	6.9%	8.0%	9.1%
% of FP17s Relating to Free Repair or Replacements	27	5,445	0.5%	0.8%	0.8%	0.8%
% of FP17s Relating to Continuations	0	5,445	0.0%	1.3%	1.2%	1.2%
% of Patients satisfied with the dentistry they have received	9	12	75.0%	92.7%	92.7%	92.8%
% of Patients satisfied with the time they had to wait for an appointment	9	12	75.0%	91.7%	89.1%	88.7%

* This is based on patients treated on this contract for their most recent course of treatment. Figures in italics indicate the base number of FP17s or Patient Questionnaire responses are less than 100. N/A is shown where the base number of responses is less than 10 during the period. % is calculated as Quantity/Base number*100

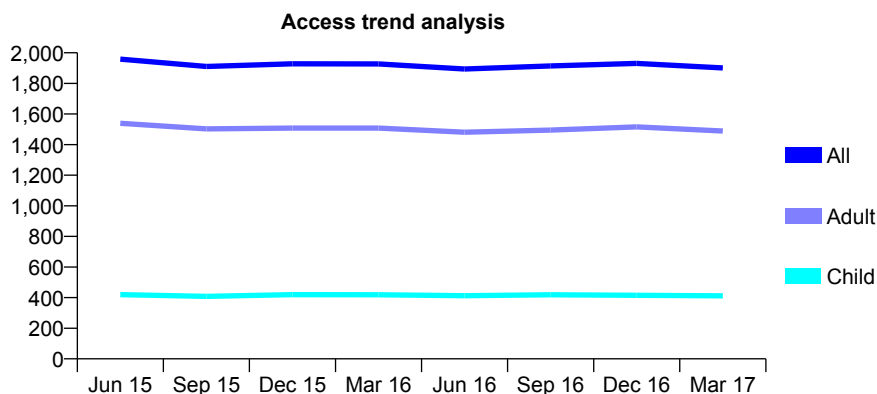
Q53 - Vital Signs At a Glance Contract Report for 841315/0003 - March 2017

Name or company name	MRS S BALKRISHNA
Contract type name	GDS Contract
Purpose of contract	General
Contract start date	01/04/2006
Contract end date	

16/17 Contracted general activity (UDA)	5,472
Carry forward general activity (UDA)	105
16/17 Contracted orthodontic activity (UOA)	0
Carry forward orthodontic activity (UOA)	0
Baseline contract value	£128,366.88

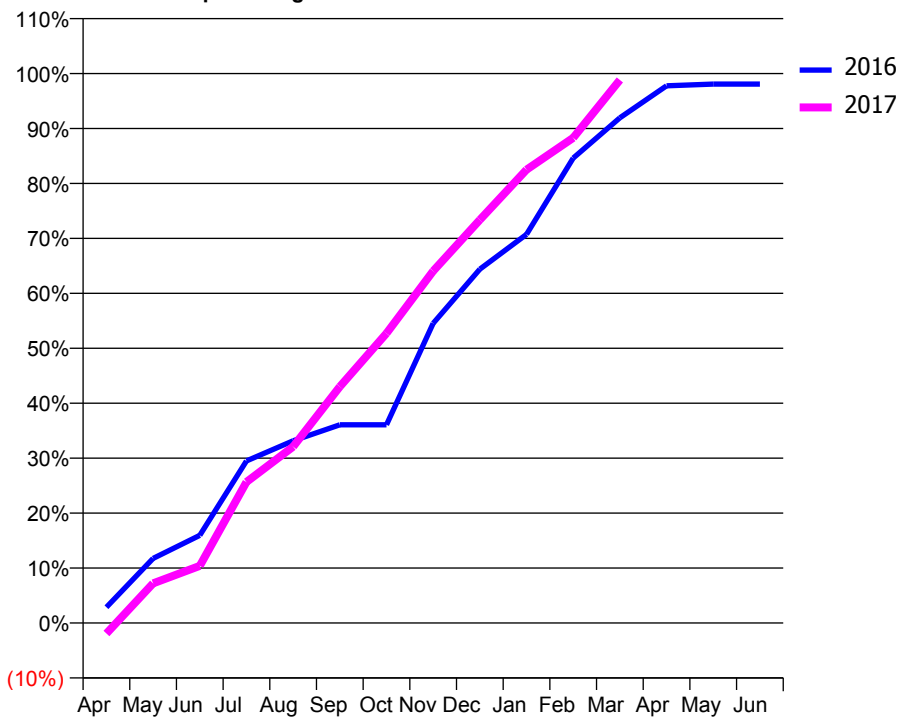
ACCESS*

Patients seen in 24 months	Total	Change since previous quarter
Quarter ending March 2016	1,927	
Quarter ending June 2016	1,894	↓
Quarter ending September 2016	1,914	→
Quarter ending December 2016	1,931	→
Quarter ending March 2017	1,901	↓
Variance since March 2016	(1.3%)	↓



ACTIVITY

Cumulative percentage of contracted UDA delivered 2016 & 2017



Month	Adjusted Scheduled Activity (UDA)	
	2016	2017
April	157	-105
May	643	395
June	873	568
July	1,614	1,404
August	1,815	1,756
September	1,974	2,354
October	1,974	2,885
November	2,984	3,506
December	3,523	4,015
January	3,870	4,515
February	4,630	4,832
March	5,030	5,408
April	5,350	
May	5,367	
June	5,367	

QUALITY

	Quantity	Base Number	Contract	AT	Region	England
% of FP17s for the same patient ID Re-attending within 3 months - Children	25	570	4.4%	9.9%	12.0%	12.3%
% of FP17s for the same patient ID Re-attending within 3 months - Adults	246	1,849	13.3%	13.6%	16.0%	16.7%
% of FP17s for the same patient ID Re-attending between 3 & 9 months - Children	287	570	50.4%	58.5%	58.8%	57.6%
% of FP17s for the same patient ID Re-attending between 3 & 9 months - Adults	977	1,849	52.8%	49.0%	51.2%	50.1%
% of FP17s for Band 1 Urgent Courses	48	2,261	2.1%	6.9%	8.0%	9.1%
% of FP17s Relating to Free Repair or Replacements	12	2,261	0.5%	0.8%	0.8%	0.8%
% of FP17s Relating to Continuations	45	2,261	2.0%	1.3%	1.2%	1.2%
% of Patients satisfied with the dentistry they have received	3	3	N/A	92.7%	92.7%	92.8%
% of Patients satisfied with the time they had to wait for an appointment	2	3	N/A	91.7%	89.1%	88.7%

* This is based on patients treated on this contract for their most recent course of treatment. Figures in italics indicate the base number of FP17s or Patient Questionnaire responses are less than 100. N/A is shown where the base number of responses is less than 10 during the period. % is calculated as Quantity/Base number*100

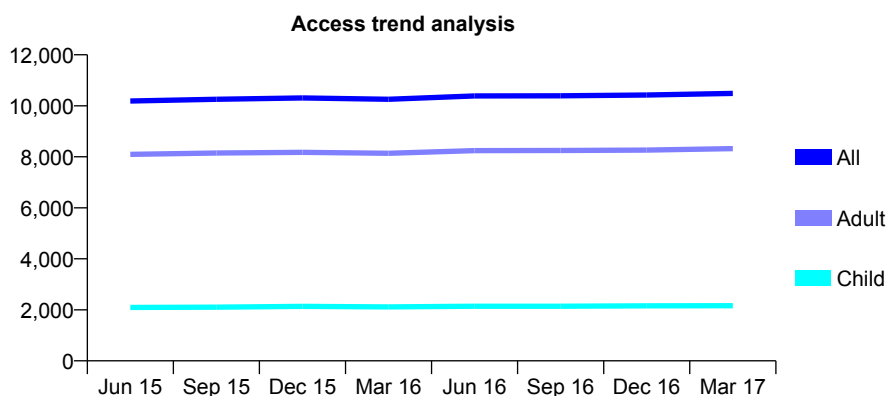
Q53 - Vital Signs At a Glance Contract Report for 847518/0001 - March 2017

Name or company name	MR KS SHOKER
Contract type name	GDS Contract
Purpose of contract	General
Contract start date	01/04/2006
Contract end date	

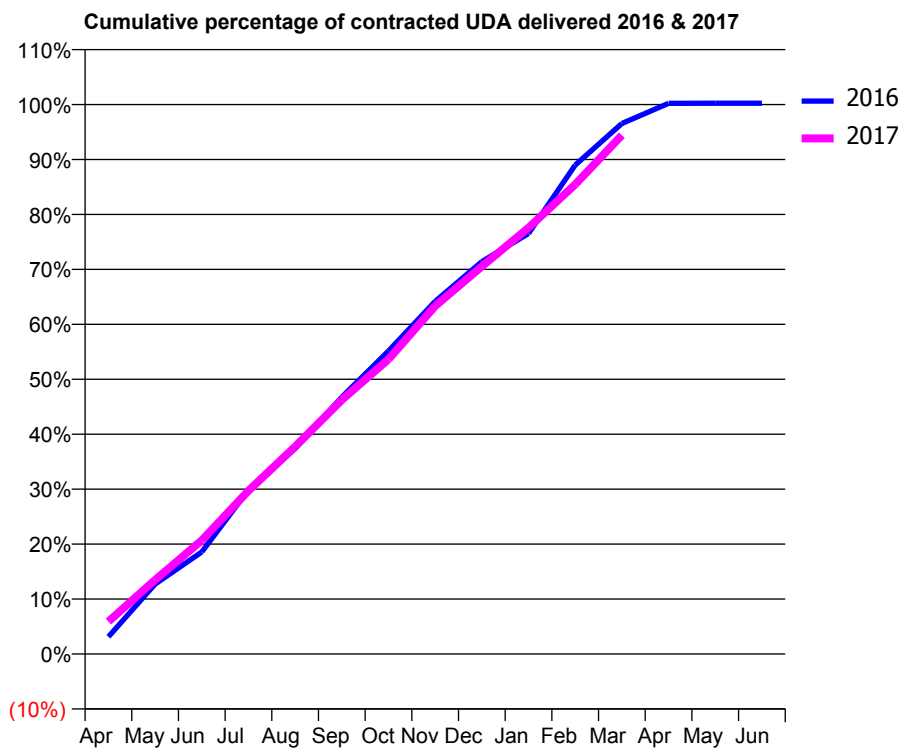
16/17 Contracted general activity (UDA)	25,422
Carry forward general activity (UDA)	-62
16/17 Contracted orthodontic activity (UOA)	0
Carry forward orthodontic activity (UOA)	0
Baseline contract value	£666,840.86

ACCESS*

Patients seen in 24 months	Total	Change since previous quarter
Quarter ending March 2016	10,257	
Quarter ending June 2016	10,387	→
Quarter ending September 2016	10,391	→
Quarter ending December 2016	10,423	→
Quarter ending March 2017	10,485	→
Variance since March 2016	2.2%	↑



ACTIVITY



Month	Adjusted Scheduled Activity (UDA)	
	2016	2017
April	802	1,500
May	3,235	3,425
June	4,723	5,261
July	7,591	7,552
August	9,508	9,599
September	11,888	11,755
October	14,021	13,636
November	16,316	16,096
December	18,151	17,931
January	19,455	19,720
February	22,619	21,725
March	24,541	24,003
April	25,476	
May	25,481	
June	25,484	

QUALITY

	Quantity	Base Number	Contract	AT	Region	England
% of FP17s for the same patient ID Re-attending within 3 months - Children	258	3,054	8.4%	9.9%	12.0%	12.3%
% of FP17s for the same patient ID Re-attending within 3 months - Adults	1,210	10,101	12.0%	13.6%	16.0%	16.7%
% of FP17s for the same patient ID Re-attending between 3 & 9 months - Children	1,697	3,054	55.6%	58.5%	58.8%	57.6%
% of FP17s for the same patient ID Re-attending between 3 & 9 months - Adults	4,646	10,101	46.0%	49.0%	51.2%	50.1%
% of FP17s for Band 1 Urgent Courses	675	12,169	5.5%	6.9%	8.0%	9.1%
% of FP17s Relating to Free Repair or Replacements	78	12,169	0.6%	0.8%	0.8%	0.8%
% of FP17s Relating to Continuations	114	12,169	0.9%	1.3%	1.2%	1.2%
% of Patients satisfied with the dentistry they have received	21	22	95.5%	92.7%	92.7%	92.8%
% of Patients satisfied with the time they had to wait for an appointment	20	22	90.9%	91.7%	89.1%	88.7%

* This is based on patients treated on this contract for their most recent course of treatment. Figures in italics indicate the base number of FP17s or Patient Questionnaire responses are less than 100. N/A is shown where the base number of responses is less than 10 during the period. % is calculated as Quantity/Base number*100

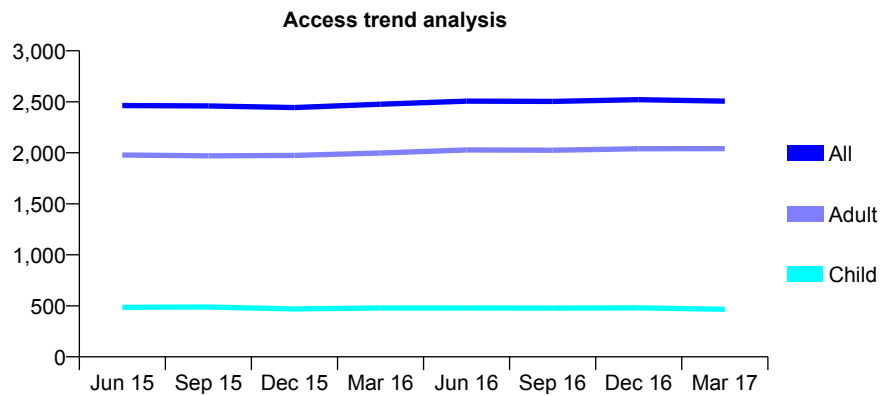
Q53 - Vital Signs At a Glance Contract Report for 848026/0001 - March 2017

Name or company name	MR GA MOEZZI
Contract type name	GDS Contract
Purpose of contract	General
Contract start date	01/04/2006
Contract end date	

16/17 Contracted general activity (UDA)	7,468
Carry forward general activity (UDA)	-149
16/17 Contracted orthodontic activity (UOA)	0
Carry forward orthodontic activity (UOA)	0
Baseline contract value	£224,158.47

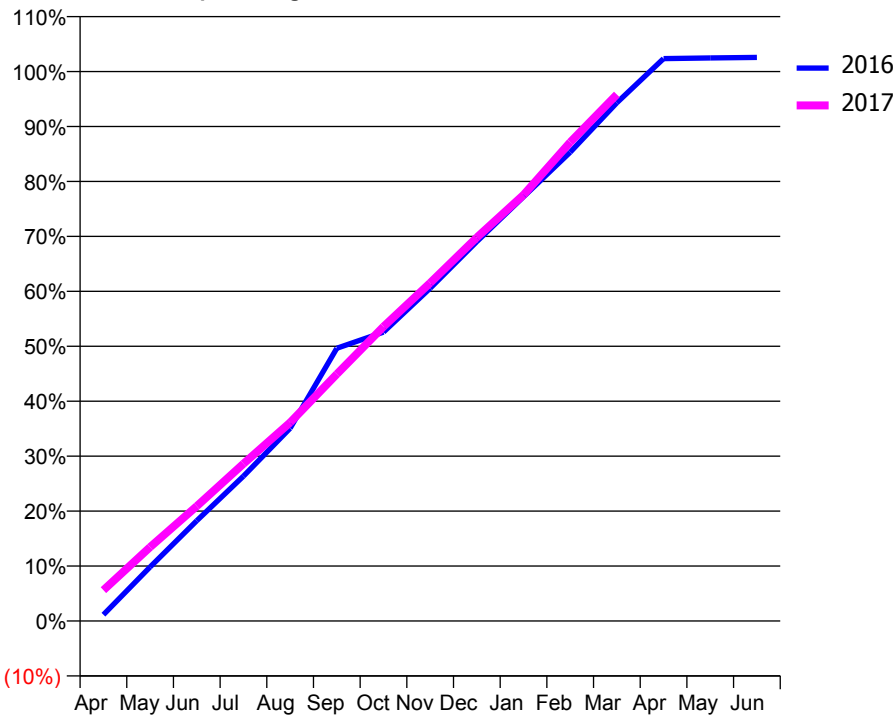
ACCESS*

Patients seen in 24 months	Total	Change since previous quarter
Quarter ending March 2016	2,477	
Quarter ending June 2016	2,507	→
Quarter ending September 2016	2,504	→
Quarter ending December 2016	2,521	→
Quarter ending March 2017	2,507	→
Variance since March 2016	1.2%	→



ACTIVITY

Cumulative percentage of contracted UDA delivered 2016 & 2017



Month	Adjusted Scheduled Activity (UDA)	
	2016	2017
April	86	420
May	735	1,004
June	1,365	1,560
July	1,969	2,138
August	2,619	2,698
September	3,707	3,356
October	3,926	4,001
November	4,523	4,595
December	5,156	5,213
January	5,765	5,792
February	6,370	6,507
March	7,043	7,155
April	7,644	
May	7,652	
June	7,660	

QUALITY

	Quantity	Base Number	Contract	AT	Region	England
% of FP17s for the same patient ID Re-attending within 3 months - Children	29	717	4.0%	9.9%	12.0%	12.3%
% of FP17s for the same patient ID Re-attending within 3 months - Adults	237	2,581	9.2%	13.6%	16.0%	16.7%
% of FP17s for the same patient ID Re-attending between 3 & 9 months - Children	416	717	58.0%	58.5%	58.8%	57.6%
% of FP17s for the same patient ID Re-attending between 3 & 9 months - Adults	1,195	2,581	46.3%	49.0%	51.2%	50.1%
% of FP17s for Band 1 Urgent Courses	185	3,046	6.1%	6.9%	8.0%	9.1%
% of FP17s Relating to Free Repair or Replacements	13	3,046	0.4%	0.8%	0.8%	0.8%
% of FP17s Relating to Continuations	34	3,046	1.1%	1.3%	1.2%	1.2%
% of Patients satisfied with the dentistry they have received	1	2	N/A	92.7%	92.7%	92.8%
% of Patients satisfied with the time they had to wait for an appointment	2	2	N/A	91.7%	89.1%	88.7%

* This is based on patients treated on this contract for their most recent course of treatment. Figures in italics indicate the base number of FP17s or Patient Questionnaire responses are less than 100. N/A is shown where the base number of responses is less than 10 during the period. % is calculated as Quantity/Base number*100

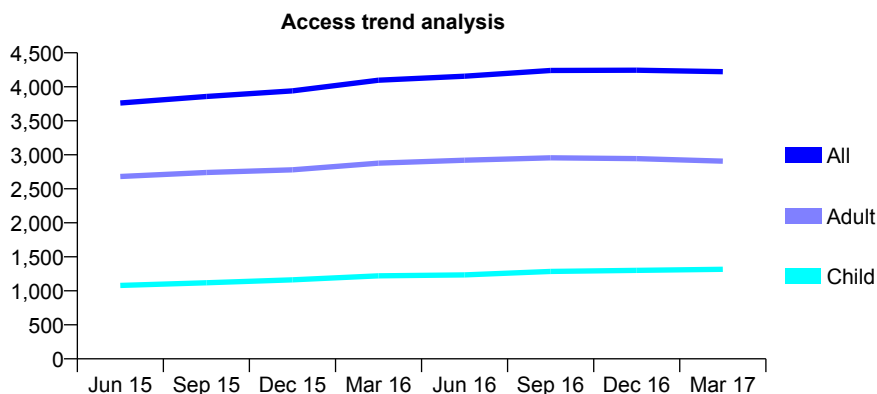
Q53 - Vital Signs At a Glance Contract Report for 852775/0001 - March 2017

Name or company name	MR F JAMALL
Contract type name	GDS Contract
Purpose of contract	General
Contract start date	01/04/2006
Contract end date	

16/17 Contracted general activity (UDA)	10,157
Carry forward general activity (UDA)	-122
16/17 Contracted orthodontic activity (UOA)	0
Carry forward orthodontic activity (UOA)	0
Baseline contract value	£298,548.08

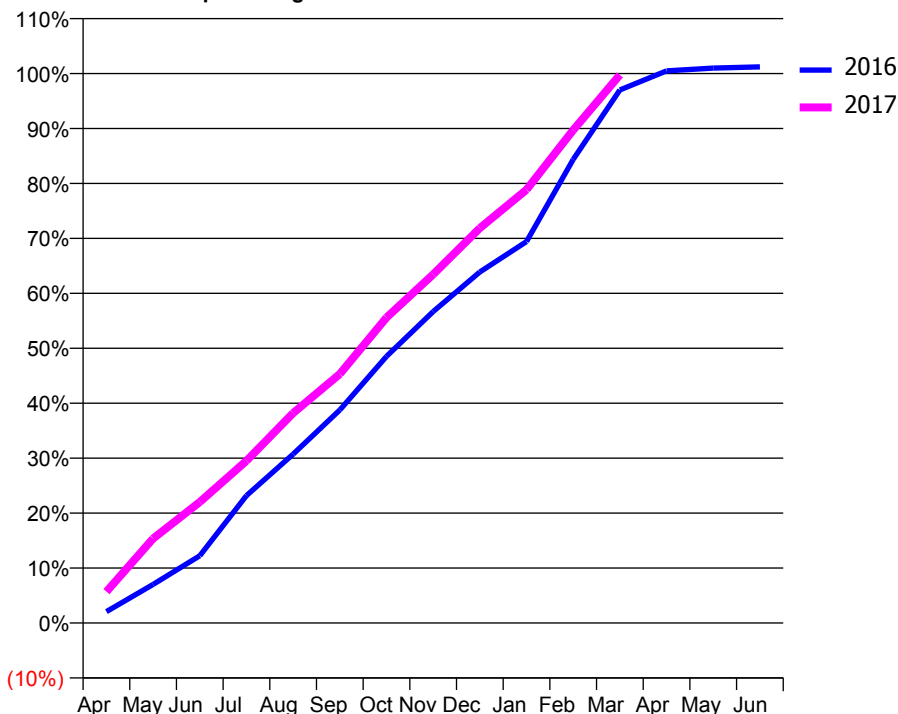
ACCESS*

Patients seen in 24 months	Total	Change since previous quarter
Quarter ending March 2016	4,098	
Quarter ending June 2016	4,156	→
Quarter ending September 2016	4,241	↑
Quarter ending December 2016	4,244	→
Quarter ending March 2017	4,223	→
Variance since March 2016	3.1%	↑



ACTIVITY

Cumulative percentage of contracted UDA delivered 2016 & 2017



Month	Adjusted Scheduled Activity (UDA)	
	2016	2017
April	211	580
May	714	1,560
June	1,244	2,237
July	2,356	2,998
August	3,121	3,880
September	3,938	4,603
October	4,928	5,647
November	5,756	6,444
December	6,489	7,301
January	7,051	8,010
February	8,568	9,111
March	9,853	10,132
April	10,206	
May	10,258	
June	10,279	

QUALITY

	Quantity	Base Number	Contract	AT	Region	England
% of FP17s for the same patient ID Re-attending within 3 months - Children	152	1,899	8.0%	9.9%	12.0%	12.3%
% of FP17s for the same patient ID Re-attending within 3 months - Adults	401	3,613	11.1%	13.6%	16.0%	16.7%
% of FP17s for the same patient ID Re-attending between 3 & 9 months - Children	1,139	1,899	60.0%	58.5%	58.8%	57.6%
% of FP17s for the same patient ID Re-attending between 3 & 9 months - Adults	1,875	3,613	51.9%	49.0%	51.2%	50.1%
% of FP17s for Band 1 Urgent Courses	389	5,262	7.4%	6.9%	8.0%	9.1%
% of FP17s Relating to Free Repair or Replacements	42	5,262	0.8%	0.8%	0.8%	0.8%
% of FP17s Relating to Continuations	29	5,262	0.6%	1.3%	1.2%	1.2%
% of Patients satisfied with the dentistry they have received	20	23	87.0%	92.7%	92.7%	92.8%
% of Patients satisfied with the time they had to wait for an appointment	17	23	73.9%	91.7%	89.1%	88.7%

* This is based on patients treated on this contract for their most recent course of treatment. Figures in italics indicate the base number of FP17s or Patient Questionnaire responses are less than 100. N/A is shown where the base number of responses is less than 10 during the period. % is calculated as Quantity/Base number*100

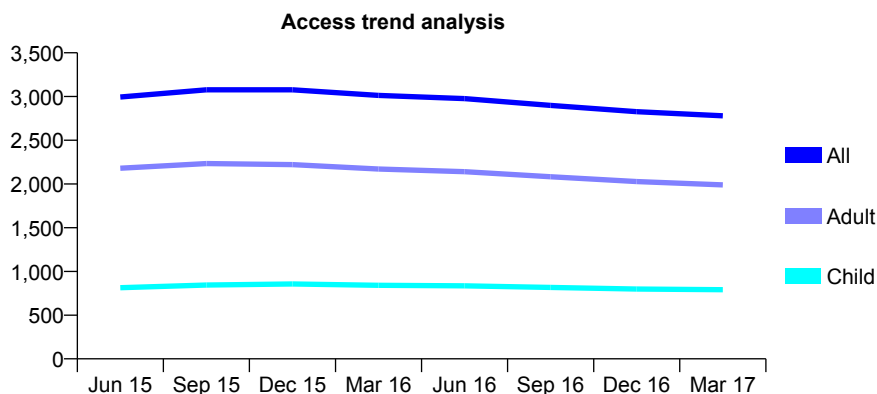
Q53 - Vital Signs At a Glance Contract Report for 852775/0003 - March 2017

Name or company name	MR F JAMALL
Contract type name	GDS Contract
Purpose of contract	General
Contract start date	01/04/2009
Contract end date	

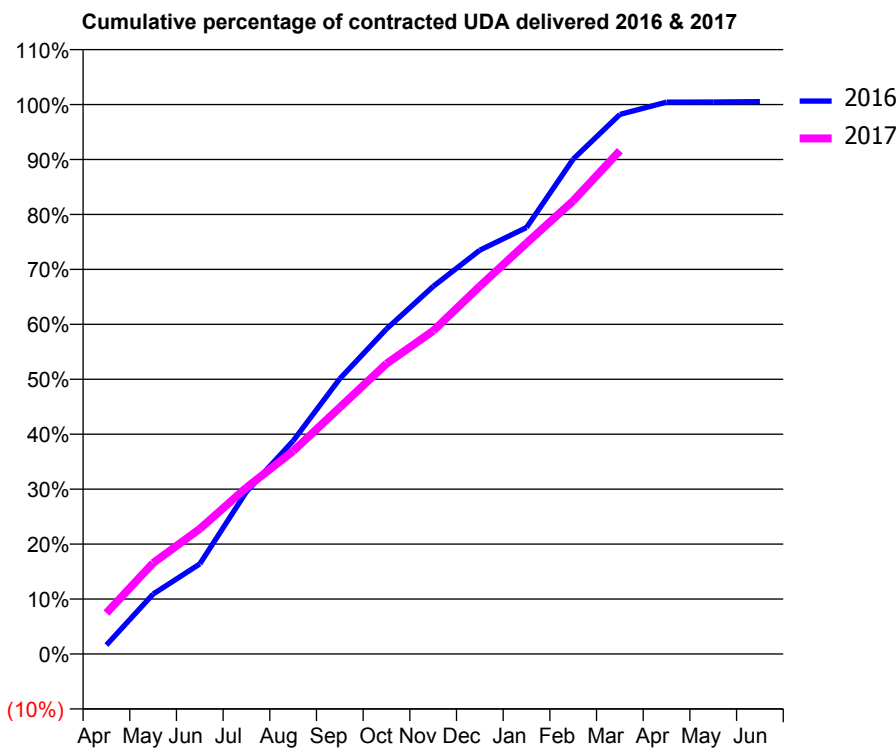
16/17 Contracted general activity (UDA)	8,000
Carry forward general activity (UDA)	-43
16/17 Contracted orthodontic activity (UOA)	0
Carry forward orthodontic activity (UOA)	0
Baseline contract value	£214,948.53

ACCESS*

Patients seen in 24 months	Total	Change since previous quarter
Quarter ending March 2016	3,012	
Quarter ending June 2016	2,976	↓
Quarter ending September 2016	2,898	↓
Quarter ending December 2016	2,826	↓
Quarter ending March 2017	2,780	↓
Variance since March 2016	(7.7%)	↓



ACTIVITY



Month	Adjusted Scheduled Activity (UDA)	
	2016	2017
April	131	597
May	873	1,326
June	1,312	1,822
July	2,364	2,424
August	3,103	2,953
September	4,007	3,590
October	4,733	4,227
November	5,351	4,704
December	5,879	5,355
January	6,209	5,983
February	7,205	6,597
March	7,856	7,328
April	8,033	
May	8,037	
June	8,043	

QUALITY

	Quantity	Base Number	Contract	AT	Region	England
% of FP17s for the same patient ID Re-attending within 3 months - Children	62	1,440	4.3%	9.9%	12.0%	12.3%
% of FP17s for the same patient ID Re-attending within 3 months - Adults	342	2,761	12.4%	13.6%	16.0%	16.7%
% of FP17s for the same patient ID Re-attending between 3 & 9 months - Children	1,150	1,440	79.9%	58.5%	58.8%	57.6%
% of FP17s for the same patient ID Re-attending between 3 & 9 months - Adults	1,587	2,761	57.5%	49.0%	51.2%	50.1%
% of FP17s for Band 1 Urgent Courses	283	4,065	7.0%	6.9%	8.0%	9.1%
% of FP17s Relating to Free Repair or Replacements	17	4,065	0.4%	0.8%	0.8%	0.8%
% of FP17s Relating to Continuations	10	4,065	0.2%	1.3%	1.2%	1.2%
% of Patients satisfied with the dentistry they have received	9	9	N/A	92.7%	92.7%	92.8%
% of Patients satisfied with the time they had to wait for an appointment	8	9	N/A	91.7%	89.1%	88.7%

* This is based on patients treated on this contract for their most recent course of treatment. Figures in italics indicate the base number of FP17s or Patient Questionnaire responses are less than 100. N/A is shown where the base number of responses is less than 10 during the period. % is calculated as Quantity/Base number*100

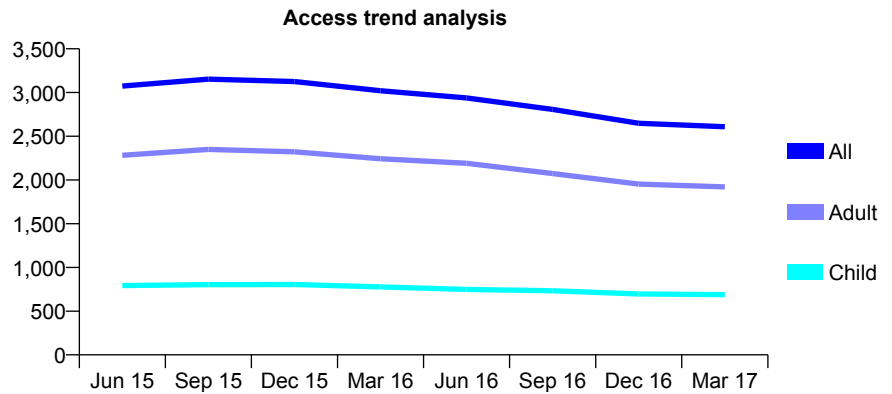
Q53 - Vital Signs At a Glance Contract Report for 852775/0004 - March 2017

Name or company name	MR F JAMALL
Contract type name	GDS Contract
Purpose of contract	General
Contract start date	26/04/2010
Contract end date	

16/17 Contracted general activity (UDA)	8,000
Carry forward general activity (UDA)	-56
16/17 Contracted orthodontic activity (UOA)	0
Carry forward orthodontic activity (UOA)	0
Baseline contract value	£212,584.82

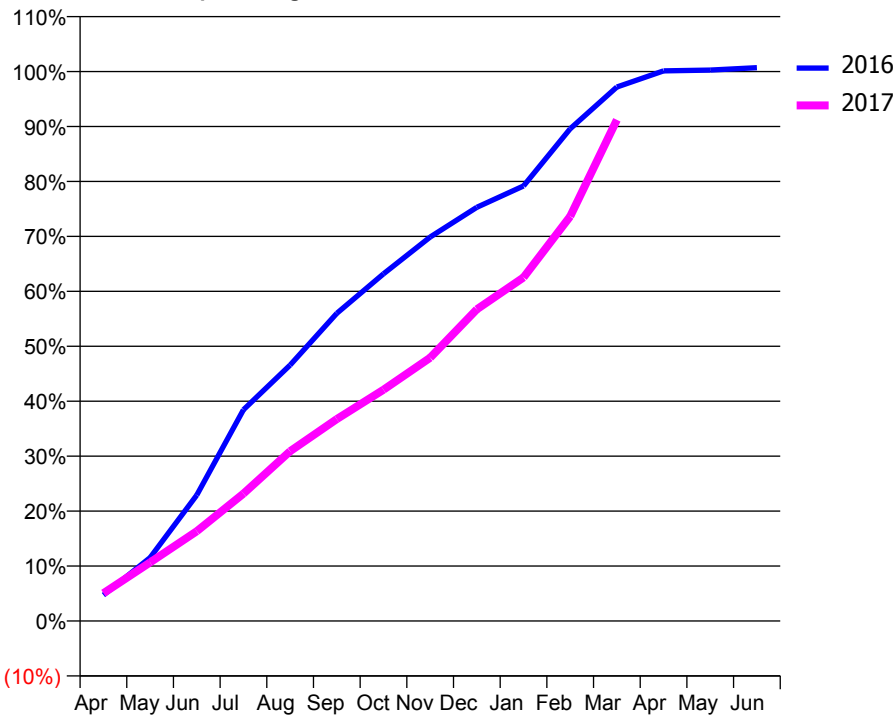
ACCESS*

Patients seen in 24 months	Total	Change since previous quarter
Quarter ending March 2016	3,020	
Quarter ending June 2016	2,938	↓
Quarter ending September 2016	2,807	↓
Quarter ending December 2016	2,649	↓
Quarter ending March 2017	2,609	↓
Variance since March 2016	(13.6%)	↓



ACTIVITY

Cumulative percentage of contracted UDA delivered 2016 & 2017



Month	Adjusted Scheduled Activity (UDA)	
	2016	2017
April	378	405
May	923	854
June	1,833	1,307
July	3,076	1,854
August	3,727	2,472
September	4,481	2,940
October	5,054	3,367
November	5,589	3,833
December	6,023	4,539
January	6,333	5,002
February	7,166	5,891
March	7,774	7,297
April	8,008	
May	8,020	
June	8,056	

QUALITY

	Quantity	Base Number	Contract	AT	Region	England
% of FP17s for the same patient ID Re-attending within 3 months - Children	40	942	4.2%	9.9%	12.0%	12.3%
% of FP17s for the same patient ID Re-attending within 3 months - Adults	193	2,267	8.5%	13.6%	16.0%	16.7%
% of FP17s for the same patient ID Re-attending between 3 & 9 months - Children	563	942	59.8%	58.5%	58.8%	57.6%
% of FP17s for the same patient ID Re-attending between 3 & 9 months - Adults	1,323	2,267	58.4%	49.0%	51.2%	50.1%
% of FP17s for Band 1 Urgent Courses	220	3,063	7.2%	6.9%	8.0%	9.1%
% of FP17s Relating to Free Repair or Replacements	21	3,063	0.7%	0.8%	0.8%	0.8%
% of FP17s Relating to Continuations	6	3,063	0.2%	1.3%	1.2%	1.2%
% of Patients satisfied with the dentistry they have received	5	6	N/A	92.7%	92.7%	92.8%
% of Patients satisfied with the time they had to wait for an appointment	4	6	N/A	91.7%	89.1%	88.7%

* This is based on patients treated on this contract for their most recent course of treatment. Figures in italics indicate the base number of FP17s or Patient Questionnaire responses are less than 100. N/A is shown where the base number of responses is less than 10 during the period. % is calculated as Quantity/Base number*100

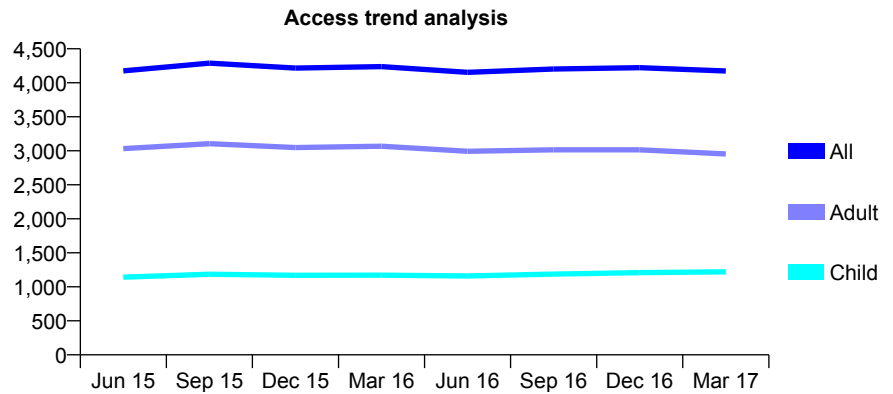
Q53 - Vital Signs At a Glance Contract Report for 857920/0001 - March 2017

Name or company name	MR B JAMAL
Contract type name	GDS Contract
Purpose of contract	General
Contract start date	01/04/2006
Contract end date	

16/17 Contracted general activity (UDA)	11,646
Carry forward general activity (UDA)	-233
16/17 Contracted orthodontic activity (UOA)	0
Carry forward orthodontic activity (UOA)	0
Baseline contract value	£309,573.28

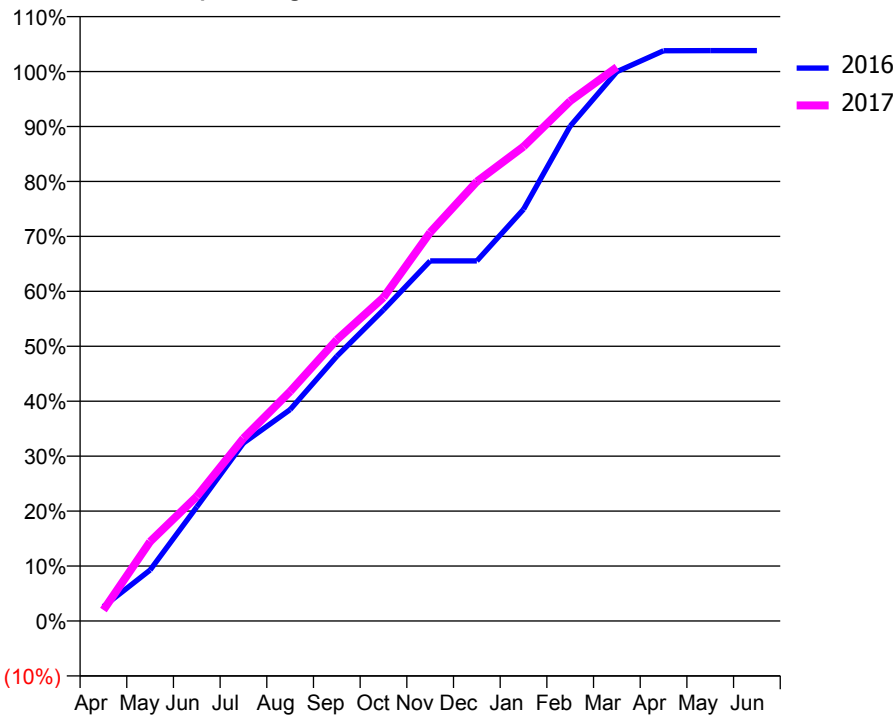
ACCESS*

Patients seen in 24 months	Total	Change since previous quarter
Quarter ending March 2016	4,239	
Quarter ending June 2016	4,153	↓
Quarter ending September 2016	4,202	→
Quarter ending December 2016	4,222	→
Quarter ending March 2017	4,174	↓
Variance since March 2016	(1.5%)	↓



ACTIVITY

Cumulative percentage of contracted UDA delivered 2016 & 2017



Month	Adjusted Scheduled Activity (UDA)	
	2016	2017
April	308	233
May	1,082	1,683
June	2,417	2,640
July	3,773	3,874
August	4,482	4,865
September	5,611	5,961
October	6,594	6,857
November	7,631	8,238
December	7,631	9,313
January	8,725	10,053
February	10,490	11,021
March	11,643	11,738
April	12,086	
May	12,090	
June	12,090	

QUALITY

	Quantity	Base Number	Contract	AT	Region	England
% of FP17s for the same patient ID Re-attending within 3 months - Children	134	1,442	9.3%	9.9%	12.0%	12.3%
% of FP17s for the same patient ID Re-attending within 3 months - Adults	637	3,356	19.0%	13.6%	16.0%	16.7%
% of FP17s for the same patient ID Re-attending between 3 & 9 months - Children	610	1,442	42.3%	58.5%	58.8%	57.6%
% of FP17s for the same patient ID Re-attending between 3 & 9 months - Adults	1,210	3,356	36.1%	49.0%	51.2%	50.1%
% of FP17s for Band 1 Urgent Courses	737	4,616	16.0%	6.9%	8.0%	9.1%
% of FP17s Relating to Free Repair or Replacements	33	4,616	0.7%	0.8%	0.8%	0.8%
% of FP17s Relating to Continuations	43	4,616	0.9%	1.3%	1.2%	1.2%
% of Patients satisfied with the dentistry they have received	51	52	98.1%	92.7%	92.7%	92.8%
% of Patients satisfied with the time they had to wait for an appointment	48	52	92.3%	91.7%	89.1%	88.7%

* This is based on patients treated on this contract for their most recent course of treatment. Figures in italics indicate the base number of FP17s or Patient Questionnaire responses are less than 100. N/A is shown where the base number of responses is less than 10 during the period. % is calculated as Quantity/Base number*100

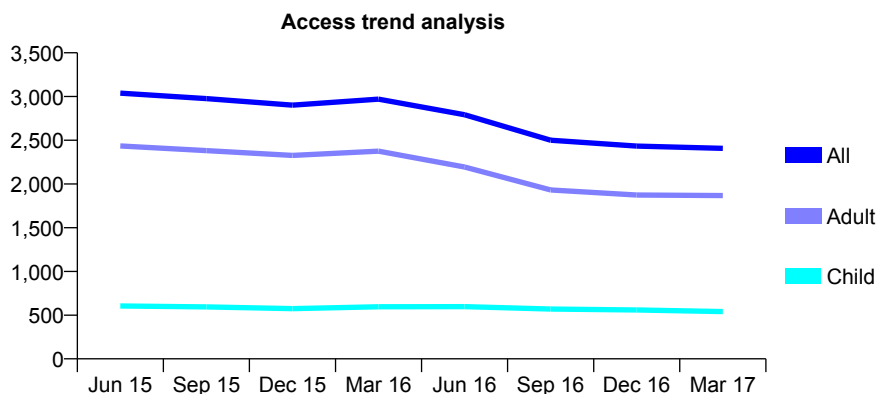
Q53 - Vital Signs At a Glance Contract Report for 898864/0001 - March 2017

Name or company name	MRS JA SMITH
Contract type name	GDS Contract
Purpose of contract	General
Contract start date	01/04/2006
Contract end date	

16/17 Contracted general activity (UDA)	9,472
Carry forward general activity (UDA)	0
16/17 Contracted orthodontic activity (UOA)	0
Carry forward orthodontic activity (UOA)	0
Baseline contract value	£234,823.82

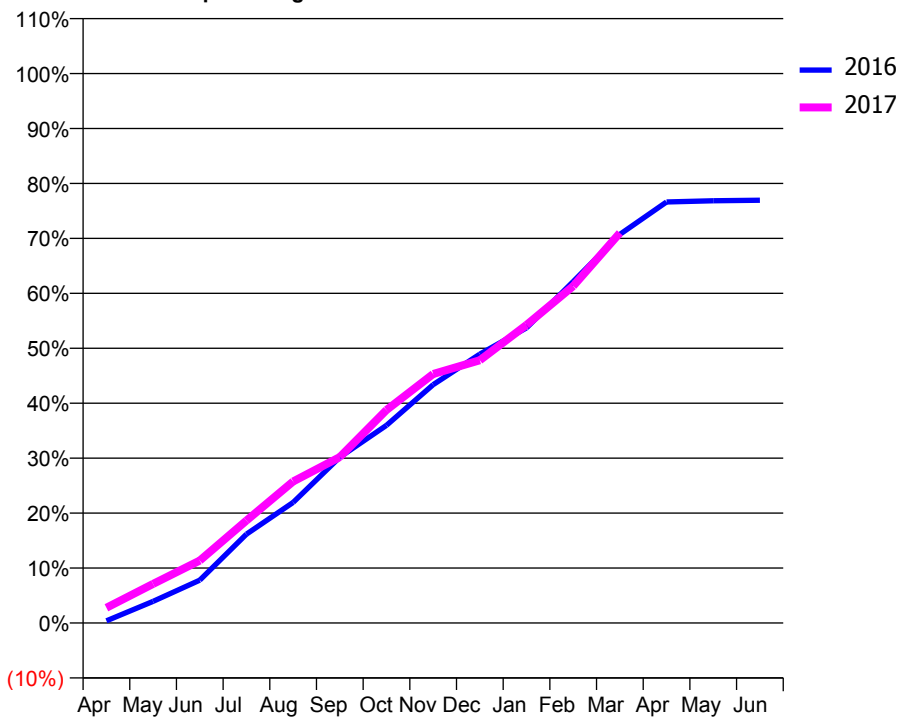
ACCESS*

Patients seen in 24 months	Total	Change since previous quarter
Quarter ending March 2016	2,970	
Quarter ending June 2016	2,791	↓
Quarter ending September 2016	2,501	↓
Quarter ending December 2016	2,433	↓
Quarter ending March 2017	2,408	↓
Variance since March 2016	(18.9%)	↓



ACTIVITY

Cumulative percentage of contracted UDA delivered 2016 & 2017



Month	Adjusted Scheduled Activity (UDA)	
	2016	2017
April	39	263
May	373	675
June	739	1,077
July	1,531	1,766
August	2,080	2,439
September	2,859	2,860
October	3,408	3,672
November	4,110	4,292
December	4,636	4,529
January	5,087	5,138
February	5,885	5,807
March	6,698	6,724
April	7,258	
May	7,279	
June	7,288	

QUALITY

	Quantity	Base Number	Contract	AT	Region	England
% of FP17s for the same patient ID Re-attending within 3 months - Children	116	997	11.6%	9.9%	12.0%	12.3%
% of FP17s for the same patient ID Re-attending within 3 months - Adults	549	2,527	21.7%	13.6%	16.0%	16.7%
% of FP17s for the same patient ID Re-attending between 3 & 9 months - Children	615	997	61.7%	58.5%	58.8%	57.6%
% of FP17s for the same patient ID Re-attending between 3 & 9 months - Adults	947	2,527	37.5%	49.0%	51.2%	50.1%
% of FP17s for Band 1 Urgent Courses	432	3,289	13.1%	6.9%	8.0%	9.1%
% of FP17s Relating to Free Repair or Replacements	19	3,289	0.6%	0.8%	0.8%	0.8%
% of FP17s Relating to Continuations	28	3,289	0.9%	1.3%	1.2%	1.2%
% of Patients satisfied with the dentistry they have received	4	4	N/A	92.7%	92.7%	92.8%
% of Patients satisfied with the time they had to wait for an appointment	4	4	N/A	91.7%	89.1%	88.7%

* This is based on patients treated on this contract for their most recent course of treatment. Figures in italics indicate the base number of FP17s or Patient Questionnaire responses are less than 100. N/A is shown where the base number of responses is less than 10 during the period. % is calculated as Quantity/Base number*100

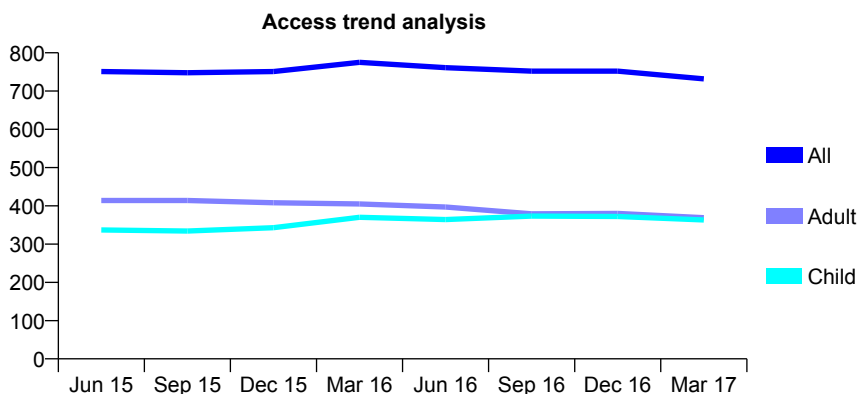
Q53 - Vital Signs At a Glance Contract Report for 905461/0001 - March 2017

Name or company name	MR RH JOSHI
Contract type name	GDS Contract
Purpose of contract	General
Contract start date	01/04/2006
Contract end date	

16/17 Contracted general activity (UDA)	3,245
Carry forward general activity (UDA)	-65
16/17 Contracted orthodontic activity (UOA)	0
Carry forward orthodontic activity (UOA)	0
Baseline contract value	£91,364.06

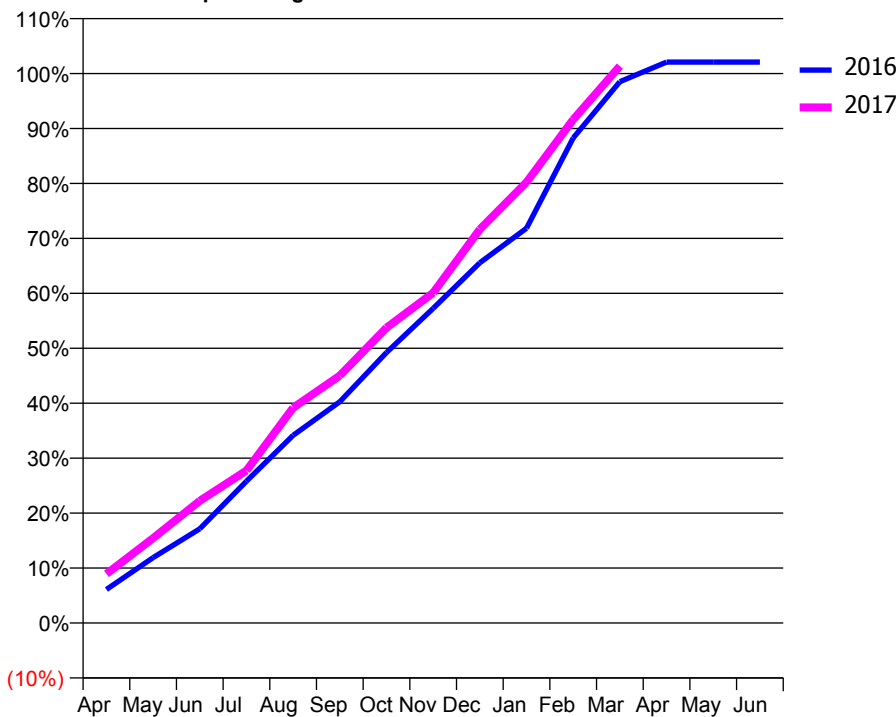
ACCESS*

Patients seen in 24 months	Total	Change since previous quarter
Quarter ending March 2016	775	
Quarter ending June 2016	761	↓
Quarter ending September 2016	752	↓
Quarter ending December 2016	752	→
Quarter ending March 2017	732	↓
Variance since March 2016	(5.5%)	↓



ACTIVITY

Cumulative percentage of contracted UDA delivered 2016 & 2017



Adjusted Scheduled Activity (UDA)

Month	2016	2017
April	198	290
May	386	501
June	556	722
July	838	900
August	1,109	1,271
September	1,306	1,461
October	1,597	1,744
November	1,858	1,950
December	2,127	2,325
January	2,332	2,603
February	2,864	2,973
March	3,196	3,289
April	3,313	
May	3,313	
June	3,313	

QUALITY

	Quantity	Base Number	Contract	AT	Region	England
% of FP17s for the same patient ID Re-attending within 3 months - Children	80	758	10.6%	9.9%	12.0%	12.3%
% of FP17s for the same patient ID Re-attending within 3 months - Adults	131	596	22.0%	13.6%	16.0%	16.7%
% of FP17s for the same patient ID Re-attending between 3 & 9 months - Children	517	758	68.2%	58.5%	58.8%	57.6%
% of FP17s for the same patient ID Re-attending between 3 & 9 months - Adults	279	596	46.8%	49.0%	51.2%	50.1%
% of FP17s for Band 1 Urgent Courses	143	1,307	10.9%	6.9%	8.0%	9.1%
% of FP17s Relating to Free Repair or Replacements	24	1,307	1.8%	0.8%	0.8%	0.8%
% of FP17s Relating to Continuations	0	1,307	0.0%	1.3%	1.2%	1.2%
% of Patients satisfied with the dentistry they have received	1	2	N/A	92.7%	92.7%	92.8%
% of Patients satisfied with the time they had to wait for an appointment	1	2	N/A	91.7%	89.1%	88.7%

* This is based on patients treated on this contract for their most recent course of treatment. Figures in italics indicate the base number of FP17s or Patient Questionnaire responses are less than 100. N/A is shown where the base number of responses is less than 10 during the period. % is calculated as Quantity/Base number*100

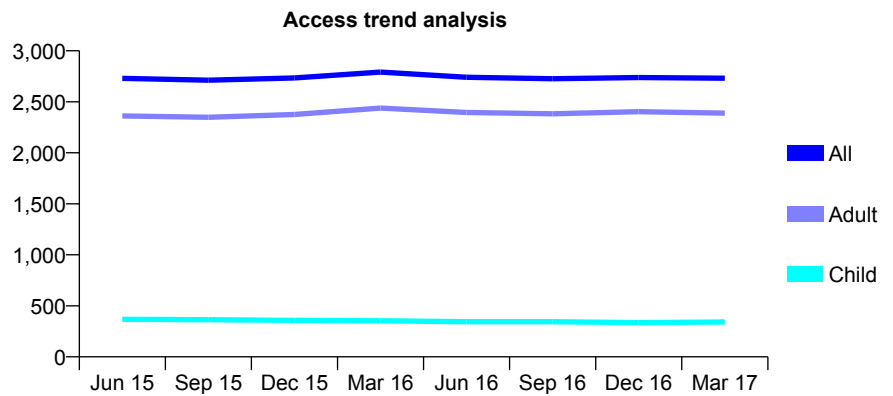
Q53 - Vital Signs At a Glance Contract Report for 906972/0001 - March 2017

Name or company name	MR RS BATE
Contract type name	GDS Contract
Purpose of contract	General
Contract start date	01/04/2006
Contract end date	

16/17 Contracted general activity (UDA)	7,216
Carry forward general activity (UDA)	42
16/17 Contracted orthodontic activity (UOA)	0
Carry forward orthodontic activity (UOA)	0
Baseline contract value	£212,688.81

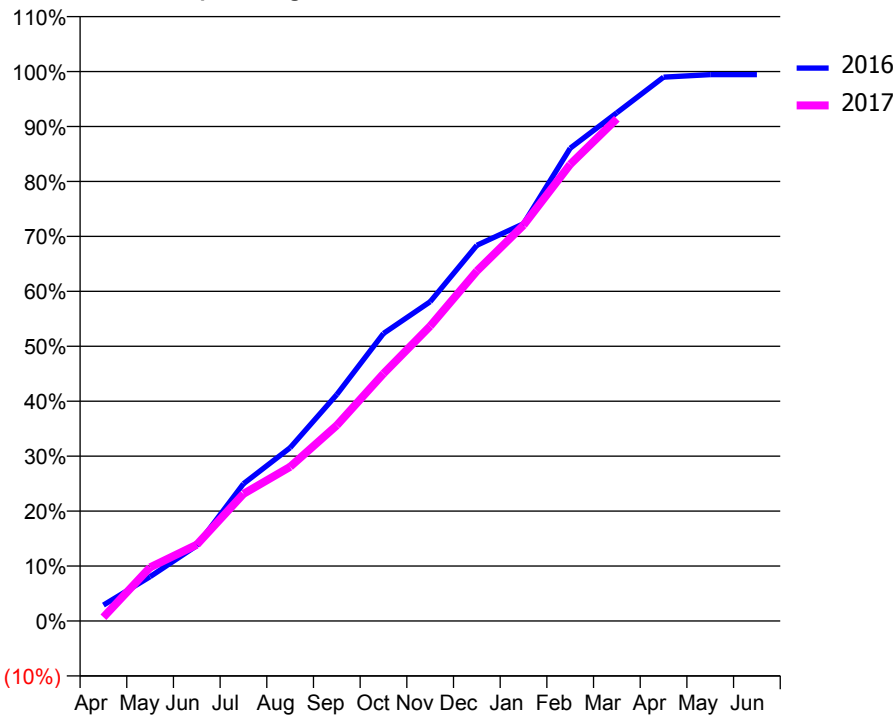
ACCESS*

Patients seen in 24 months	Total	Change since previous quarter
Quarter ending March 2016	2,792	
Quarter ending June 2016	2,740	↓
Quarter ending September 2016	2,726	→
Quarter ending December 2016	2,738	→
Quarter ending March 2017	2,731	→
Variance since March 2016	(2.2%)	↓



ACTIVITY

Cumulative percentage of contracted UDA delivered 2016 & 2017



Month	Adjusted Scheduled Activity (UDA)	
	2016	2017
April	209	50
May	582	705
June	990	1,003
July	1,802	1,670
August	2,275	2,025
September	2,974	2,570
October	3,777	3,250
November	4,192	3,873
December	4,934	4,596
January	5,217	5,198
February	6,209	5,996
March	6,674	6,595
April	7,142	
May	7,174	
June	7,174	

QUALITY

	Quantity	Base Number	Contract	AT	Region	England
% of FP17s for the same patient ID Re-attending within 3 months - Children	18	410	4.4%	9.9%	12.0%	12.3%
% of FP17s for the same patient ID Re-attending within 3 months - Adults	421	3,053	13.8%	13.6%	16.0%	16.7%
% of FP17s for the same patient ID Re-attending between 3 & 9 months - Children	149	410	36.3%	58.5%	58.8%	57.6%
% of FP17s for the same patient ID Re-attending between 3 & 9 months - Adults	1,346	3,053	44.1%	49.0%	51.2%	50.1%
% of FP17s for Band 1 Urgent Courses	203	3,211	6.3%	6.9%	8.0%	9.1%
% of FP17s Relating to Free Repair or Replacements	44	3,211	1.4%	0.8%	0.8%	0.8%
% of FP17s Relating to Continuations	44	3,211	1.4%	1.3%	1.2%	1.2%
% of Patients satisfied with the dentistry they have received	5	6	N/A	92.7%	92.7%	92.8%
% of Patients satisfied with the time they had to wait for an appointment	5	6	N/A	91.7%	89.1%	88.7%

* This is based on patients treated on this contract for their most recent course of treatment. Figures in italics indicate the base number of FP17s or Patient Questionnaire responses are less than 100. N/A is shown where the base number of responses is less than 10 during the period. % is calculated as Quantity/Base number*100

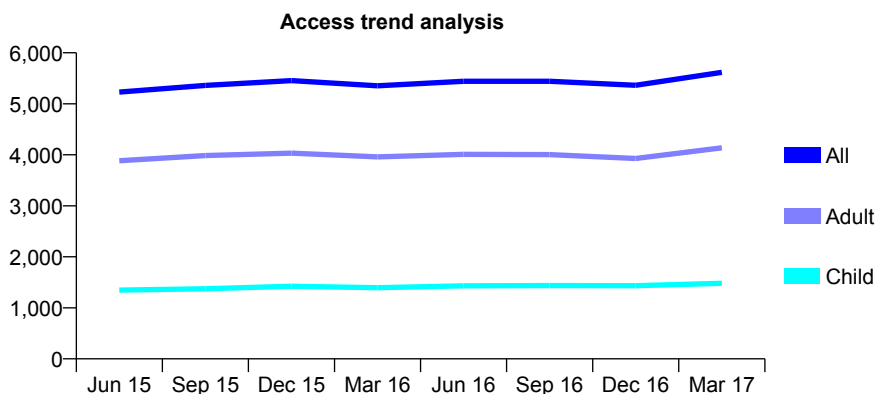
Q53 - Vital Signs At a Glance Contract Report for 910449/0001 - March 2017

Name or company name	MR JA CLARK
Contract type name	GDS Contract
Purpose of contract	General
Contract start date	01/04/2006
Contract end date	

16/17 Contracted general activity (UDA)	12,206
Carry forward general activity (UDA)	-108
16/17 Contracted orthodontic activity (UOA)	0
Carry forward orthodontic activity (UOA)	0
Baseline contract value	£332,244.95

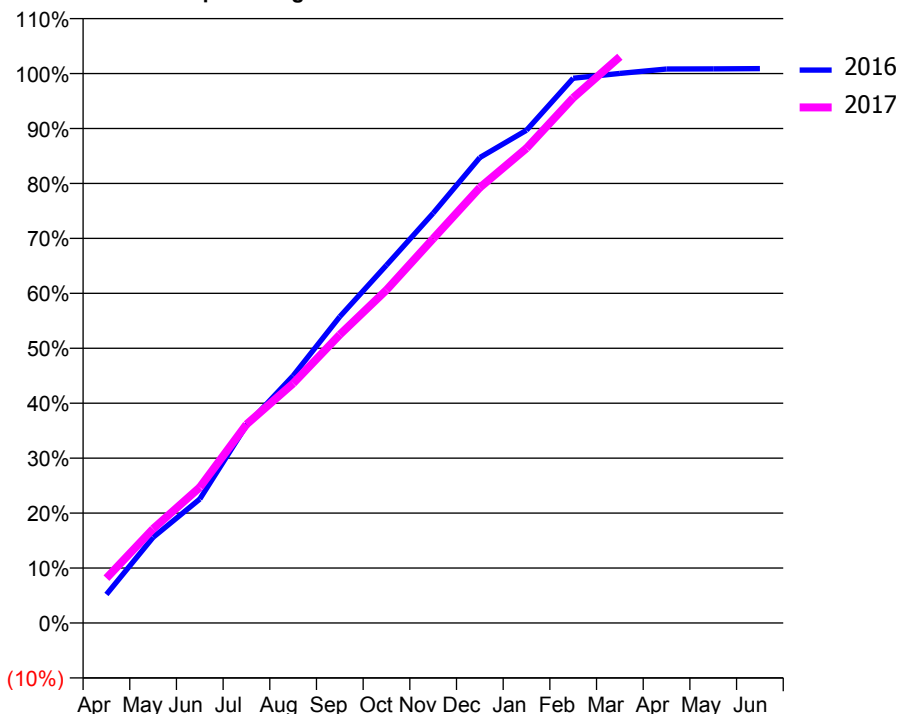
ACCESS*

Patients seen in 24 months	Total	Change since previous quarter
Quarter ending March 2016	5,353	
Quarter ending June 2016	5,442	→
Quarter ending September 2016	5,441	→
Quarter ending December 2016	5,364	↓
Quarter ending March 2017	5,618	↑
Variance since March 2016	5.0%	↑



ACTIVITY

Cumulative percentage of contracted UDA delivered 2016 & 2017



Adjusted Scheduled Activity (UDA)

Month	2016	2017
April	636	998
May	1,903	2,094
June	2,755	3,015
July	4,391	4,412
August	5,492	5,320
September	6,804	6,404
October	7,949	7,398
November	9,104	8,537
December	10,338	9,674
January	10,948	10,545
February	12,100	11,667
March	12,208	12,577
April	12,305	
May	12,310	
June	12,314	

QUALITY

	Quantity	Base Number	Contract	AT	Region	England
% of FP17s for the same patient ID Re-attending within 3 months - Children	183	2,395	7.6%	9.9%	12.0%	12.3%
% of FP17s for the same patient ID Re-attending within 3 months - Adults	930	6,001	15.5%	13.6%	16.0%	16.7%
% of FP17s for the same patient ID Re-attending between 3 & 9 months - Children	1,469	2,395	61.3%	58.5%	58.8%	57.6%
% of FP17s for the same patient ID Re-attending between 3 & 9 months - Adults	3,148	6,001	52.5%	49.0%	51.2%	50.1%
% of FP17s for Band 1 Urgent Courses	551	7,476	7.4%	6.9%	8.0%	9.1%
% of FP17s Relating to Free Repair or Replacements	93	7,476	1.2%	0.8%	0.8%	0.8%
% of FP17s Relating to Continuations	134	7,476	1.8%	1.3%	1.2%	1.2%
% of Patients satisfied with the dentistry they have received	11	12	91.7%	92.7%	92.7%	92.8%
% of Patients satisfied with the time they had to wait for an appointment	12	12	100.0%	91.7%	89.1%	88.7%

* This is based on patients treated on this contract for their most recent course of treatment. Figures in italics indicate the base number of FP17s or Patient Questionnaire responses are less than 100. N/A is shown where the base number of responses is less than 10 during the period. % is calculated as Quantity/Base number*100

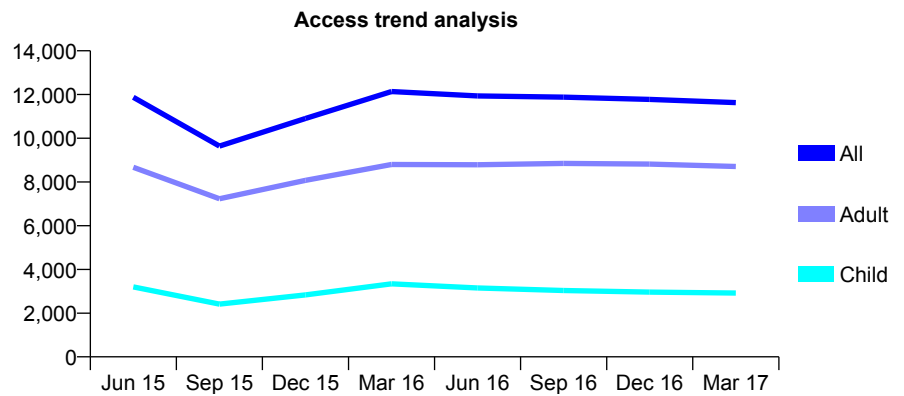
Q53 - Vital Signs At a Glance Contract Report for 910899/0001 - March 2017

Name or company name	MR NJ GIBB
Contract type name	GDS Contract
Purpose of contract	General
Contract start date	01/04/2006
Contract end date	

16/17 Contracted general activity (UDA)	30,266
Carry forward general activity (UDA)	888
16/17 Contracted orthodontic activity (UOA)	0
Carry forward orthodontic activity (UOA)	0
Baseline contract value	£892,068.64

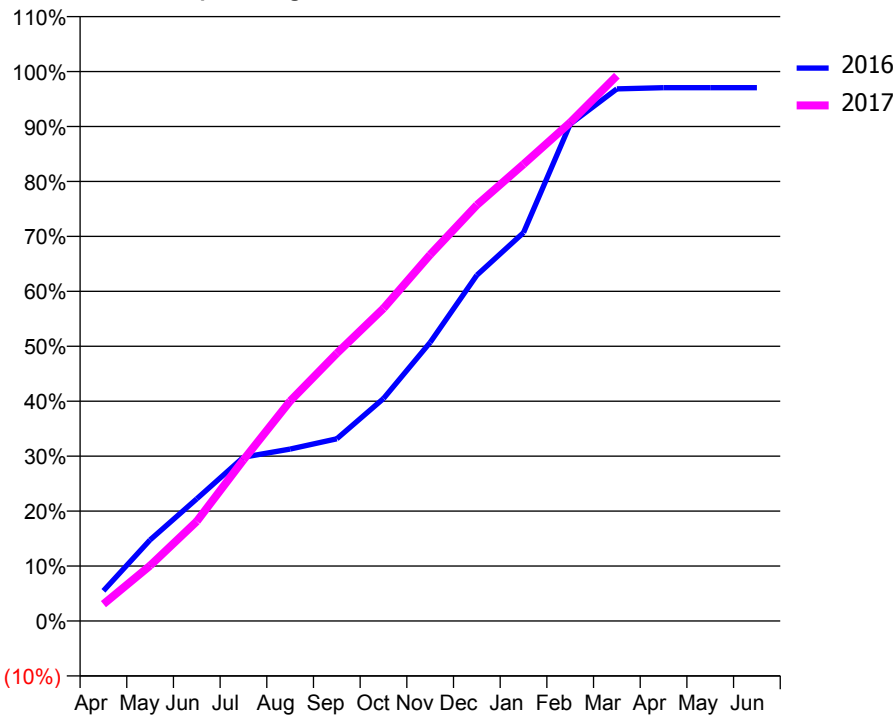
ACCESS*

Patients seen in 24 months	Total	Change since previous quarter
Quarter ending March 2016	12,134	
Quarter ending June 2016	11,937	↓
Quarter ending September 2016	11,882	→
Quarter ending December 2016	11,778	→
Quarter ending March 2017	11,632	↓
Variance since March 2016	(4.1%)	↓



ACTIVITY

Cumulative percentage of contracted UDA delivered 2016 & 2017



Month	Adjusted Scheduled Activity (UDA)	
	2016	2017
April	1,666	926
May	4,469	3,048
June	6,729	5,488
July	9,022	8,877
August	9,470	12,112
September	10,037	14,741
October	12,254	17,217
November	15,350	20,182
December	19,048	22,909
January	21,388	25,156
February	27,368	27,457
March	29,308	30,035
April	29,376	
May	29,378	
June	29,378	

QUALITY

	Quantity	Base Number	Contract	AT	Region	England
% of FP17s for the same patient ID Re-attending within 3 months - Children	273	4,624	5.9%	9.9%	12.0%	12.3%
% of FP17s for the same patient ID Re-attending within 3 months - Adults	1,447	12,119	11.9%	13.6%	16.0%	16.7%
% of FP17s for the same patient ID Re-attending between 3 & 9 months - Children	2,887	4,624	62.4%	58.5%	58.8%	57.6%
% of FP17s for the same patient ID Re-attending between 3 & 9 months - Adults	5,666	12,119	46.8%	49.0%	51.2%	50.1%
% of FP17s for Band 1 Urgent Courses	1,354	16,738	8.1%	6.9%	8.0%	9.1%
% of FP17s Relating to Free Repair or Replacements	209	16,738	1.2%	0.8%	0.8%	0.8%
% of FP17s Relating to Continuations	219	16,738	1.3%	1.3%	1.2%	1.2%
% of Patients satisfied with the dentistry they have received	18	20	90.0%	92.7%	92.7%	92.8%
% of Patients satisfied with the time they had to wait for an appointment	20	20	100.0%	91.7%	89.1%	88.7%

* This is based on patients treated on this contract for their most recent course of treatment. Figures in italics indicate the base number of FP17s or Patient Questionnaire responses are less than 100. N/A is shown where the base number of responses is less than 10 during the period. % is calculated as Quantity/Base number*100

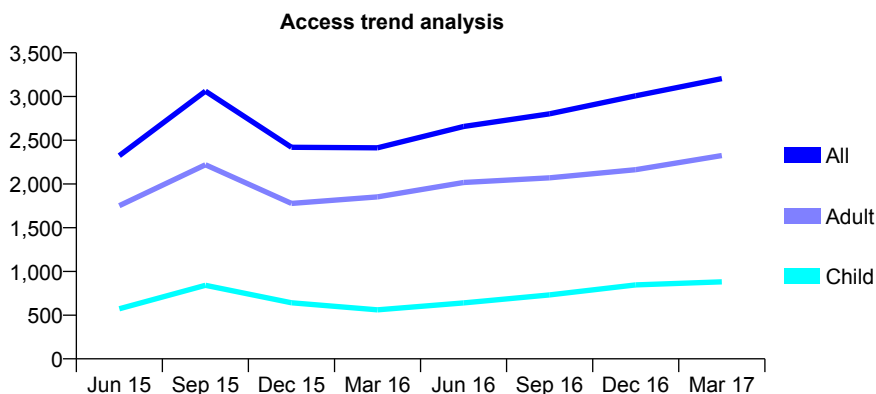
Q53 - Vital Signs At a Glance Contract Report for 910899/0002 - March 2017

Name or company name	MR NJ GIBB
Contract type name	PDS Plus Contract
Purpose of contract	General
Contract start date	01/10/2010
Contract end date	31/03/2017

16/17 Contracted general activity (UDA)	8,000
Carry forward general activity (UDA)	283
16/17 Contracted orthodontic activity (UOA)	0
Carry forward orthodontic activity (UOA)	0
Baseline contract value	£117,633.32

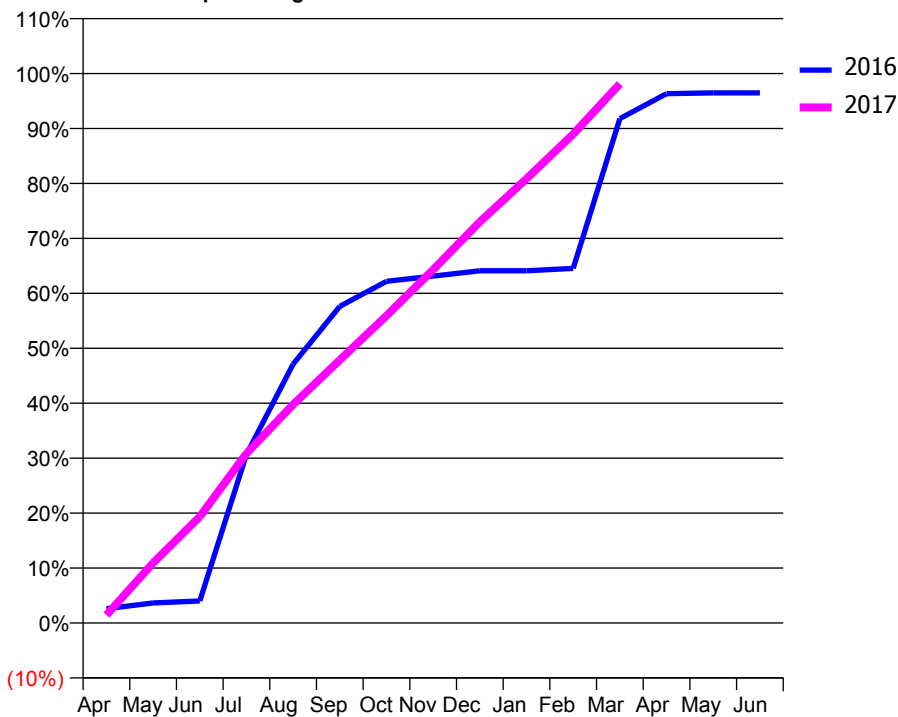
ACCESS*

Patients seen in 24 months	Total	Change since previous quarter
Quarter ending March 2016	2,413	
Quarter ending June 2016	2,657	↑
Quarter ending September 2016	2,803	↑
Quarter ending December 2016	3,008	↑
Quarter ending March 2017	3,205	↑
Variance since March 2016	32.8%	↑



ACTIVITY

Cumulative percentage of contracted UDA delivered 2016 & 2017



Month	Adjusted Scheduled Activity (UDA)	
	2016	2017
April	208	116
May	293	874
June	321	1,549
July	2,454	2,468
August	3,770	3,180
September	4,609	3,828
October	4,975	4,473
November	5,050	5,143
December	5,127	5,840
January	5,127	6,468
February	5,163	7,118
March	7,344	7,849
April	7,705	
May	7,717	
June	7,717	

QUALITY

	Quantity	Base Number	Contract	AT	Region	England
% of FP17s for the same patient ID Re-attending within 3 months - Children	79	1,365	5.8%	9.9%	12.0%	12.3%
% of FP17s for the same patient ID Re-attending within 3 months - Adults	275	3,091	8.9%	13.6%	16.0%	16.7%
% of FP17s for the same patient ID Re-attending between 3 & 9 months - Children	345	1,365	25.3%	58.5%	58.8%	57.6%
% of FP17s for the same patient ID Re-attending between 3 & 9 months - Adults	616	3,091	19.9%	49.0%	51.2%	50.1%
% of FP17s for Band 1 Urgent Courses	370	4,300	8.6%	6.9%	8.0%	9.1%
% of FP17s Relating to Free Repair or Replacements	16	4,300	0.4%	0.8%	0.8%	0.8%
% of FP17s Relating to Continuations	78	4,300	1.8%	1.3%	1.2%	1.2%
% of Patients satisfied with the dentistry they have received	12	12	100.0%	92.7%	92.7%	92.8%
% of Patients satisfied with the time they had to wait for an appointment	12	12	100.0%	91.7%	89.1%	88.7%

* This is based on patients treated on this contract for their most recent course of treatment. Figures in italics indicate the base number of FP17s or Patient Questionnaire responses are less than 100. N/A is shown where the base number of responses is less than 10 during the period. % is calculated as Quantity/Base number*100

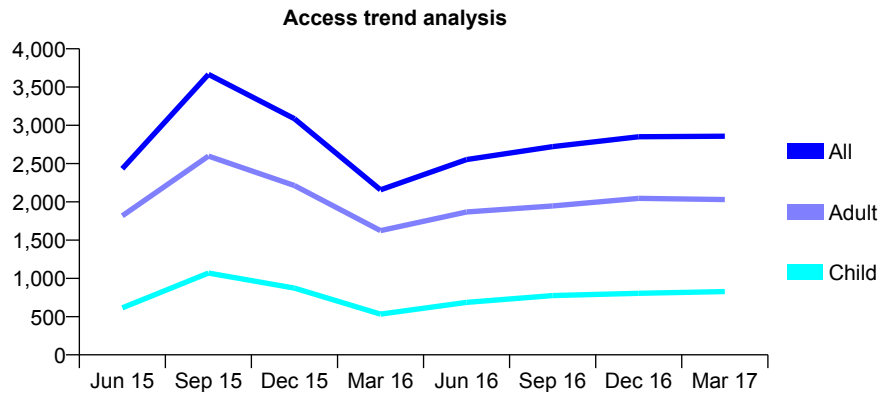
Q53 - Vital Signs At a Glance Contract Report for 910899/0003 - March 2017

Name or company name	MR NJ GIBB
Contract type name	PDS Plus Contract
Purpose of contract	General
Contract start date	01/10/2010
Contract end date	31/03/2017

16/17 Contracted general activity (UDA)	7,000
Carry forward general activity (UDA)	203
16/17 Contracted orthodontic activity (UOA)	0
Carry forward orthodontic activity (UOA)	0
Baseline contract value	£102,997.34

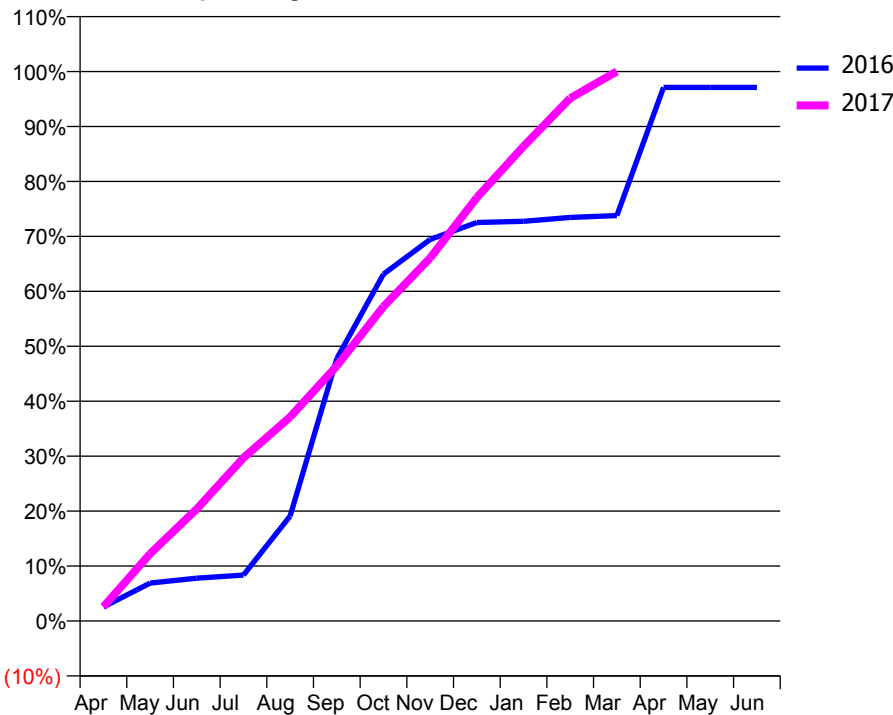
ACCESS*

Patients seen in 24 months	Total	Change since previous quarter
Quarter ending March 2016	2,156	
Quarter ending June 2016	2,553	↑
Quarter ending September 2016	2,721	↑
Quarter ending December 2016	2,851	↑
Quarter ending March 2017	2,857	→
Variance since March 2016	32.5%	↑



ACTIVITY

Cumulative percentage of contracted UDA delivered 2016 & 2017



Month	Adjusted Scheduled Activity (UDA)	
	2016	2017
April	180	181
May	484	857
June	546	1,428
July	585	2,078
August	1,338	2,599
September	3,344	3,250
October	4,420	4,006
November	4,861	4,625
December	5,077	5,395
January	5,093	6,046
February	5,142	6,660
March	5,165	7,001
April	6,797	
May	6,797	
June	6,797	

QUALITY

	Quantity	Base Number	Contract	AT	Region	England
% of FP17s for the same patient ID Re-attending within 3 months - Children	73	1,421	5.1%	9.9%	12.0%	12.3%
% of FP17s for the same patient ID Re-attending within 3 months - Adults	281	2,976	9.4%	13.6%	16.0%	16.7%
% of FP17s for the same patient ID Re-attending between 3 & 9 months - Children	326	1,421	22.9%	58.5%	58.8%	57.6%
% of FP17s for the same patient ID Re-attending between 3 & 9 months - Adults	532	2,976	17.9%	49.0%	51.2%	50.1%
% of FP17s for Band 1 Urgent Courses	287	3,658	7.8%	6.9%	8.0%	9.1%
% of FP17s Relating to Free Repair or Replacements	36	3,658	1.0%	0.8%	0.8%	0.8%
% of FP17s Relating to Continuations	111	3,658	3.0%	1.3%	1.2%	1.2%
% of Patients satisfied with the dentistry they have received	5	5	N/A	92.7%	92.7%	92.8%
% of Patients satisfied with the time they had to wait for an appointment	5	5	N/A	91.7%	89.1%	88.7%

* This is based on patients treated on this contract for their most recent course of treatment. Figures in italics indicate the base number of FP17s or Patient Questionnaire responses are less than 100. N/A is shown where the base number of responses is less than 10 during the period. % is calculated as Quantity/Base number*100

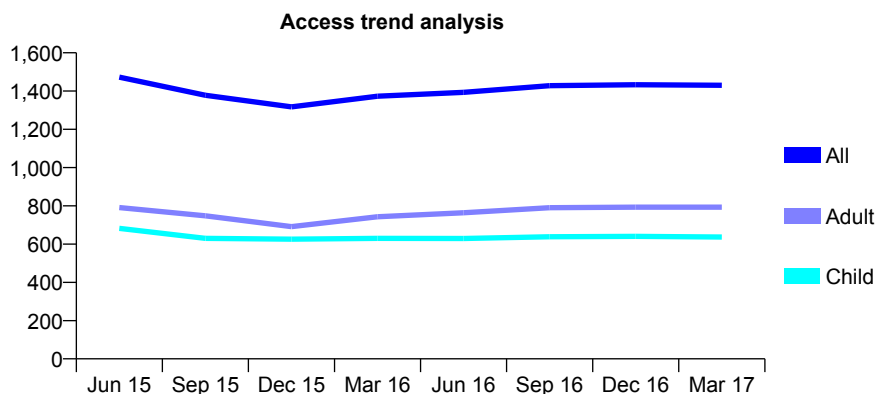
Q53 - Vital Signs At a Glance Contract Report for 911488/0001 - March 2017

Name or company name	MR AD LEE
Contract type name	GDS Contract
Purpose of contract	General
Contract start date	01/04/2006
Contract end date	

16/17 Contracted general activity (UDA)	6,333
Carry forward general activity (UDA)	54
16/17 Contracted orthodontic activity (UOA)	0
Carry forward orthodontic activity (UOA)	0
Baseline contract value	£189,196.50

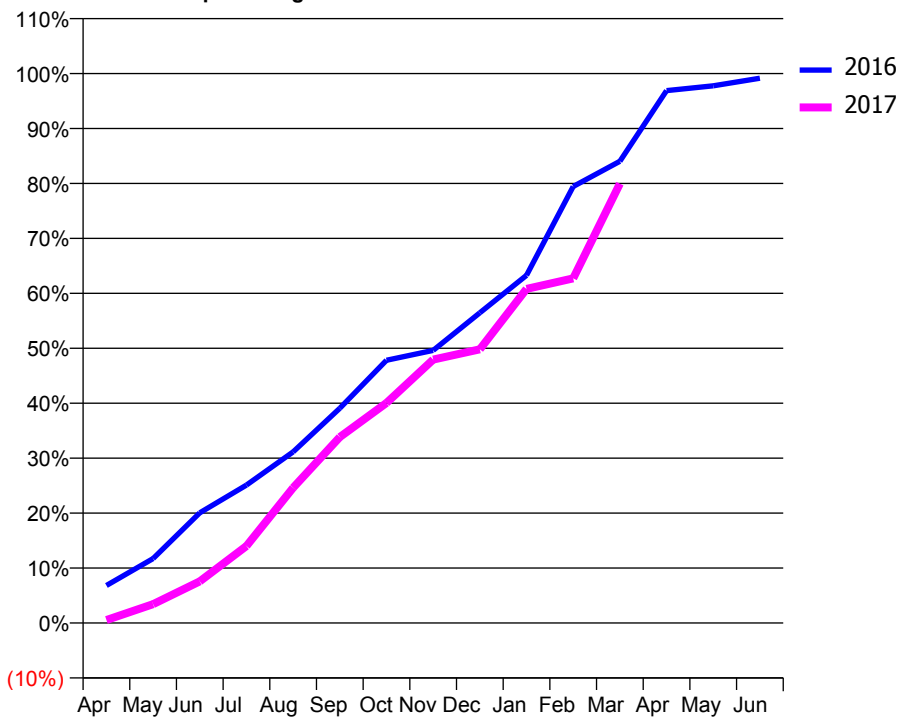
ACCESS*

Patients seen in 24 months	Total	Change since previous quarter
Quarter ending March 2016	1,373	
Quarter ending June 2016	1,393	→
Quarter ending September 2016	1,428	↑
Quarter ending December 2016	1,433	→
Quarter ending March 2017	1,430	→
Variance since March 2016	4.2%	↑



ACTIVITY

Cumulative percentage of contracted UDA delivered 2016 & 2017



Month	Adjusted Scheduled Activity (UDA)	
	2016	2017
April	432	35
May	743	218
June	1,271	481
July	1,590	887
August	1,972	1,559
September	2,475	2,143
October	3,028	2,537
November	3,143	3,036
December	3,576	3,154
January	4,007	3,850
February	5,031	3,972
March	5,321	5,063
April	6,136	
May	6,191	
June	6,279	

QUALITY

	Quantity	Base Number	Contract	AT	Region	England
% of FP17s for the same patient ID Re-attending within 3 months - Children	227	1,318	17.2%	9.9%	12.0%	12.3%
% of FP17s for the same patient ID Re-attending within 3 months - Adults	275	1,079	25.5%	13.6%	16.0%	16.7%
% of FP17s for the same patient ID Re-attending between 3 & 9 months - Children	809	1,318	61.4%	58.5%	58.8%	57.6%
% of FP17s for the same patient ID Re-attending between 3 & 9 months - Adults	406	1,079	37.6%	49.0%	51.2%	50.1%
% of FP17s for Band 1 Urgent Courses	139	2,098	6.6%	6.9%	8.0%	9.1%
% of FP17s Relating to Free Repair or Replacements	8	2,098	0.4%	0.8%	0.8%	0.8%
% of FP17s Relating to Continuations	70	2,098	3.3%	1.3%	1.2%	1.2%
% of Patients satisfied with the dentistry they have received	8	9	N/A	92.7%	92.7%	92.8%
% of Patients satisfied with the time they had to wait for an appointment	9	9	N/A	91.7%	89.1%	88.7%

* This is based on patients treated on this contract for their most recent course of treatment. Figures in italics indicate the base number of FP17s or Patient Questionnaire responses are less than 100. N/A is shown where the base number of responses is less than 10 during the period. % is calculated as Quantity/Base number*100

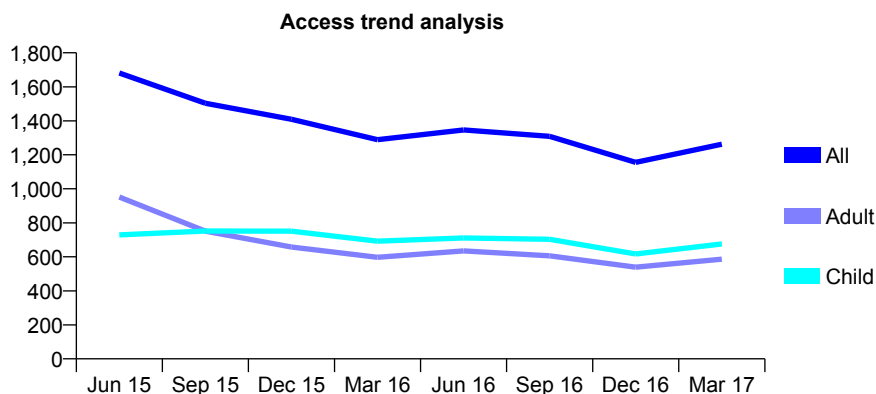
Q53 - Vital Signs At a Glance Contract Report for 913286/0001 - March 2017

Name or company name	MR GE FICKERT
Contract type name	GDS Contract
Purpose of contract	General
Contract start date	01/04/2006
Contract end date	

16/17 Contracted general activity (UDA)	3,036
Carry forward general activity (UDA)	-22
16/17 Contracted orthodontic activity (UOA)	0
Carry forward orthodontic activity (UOA)	0
Baseline contract value	£75,113.03

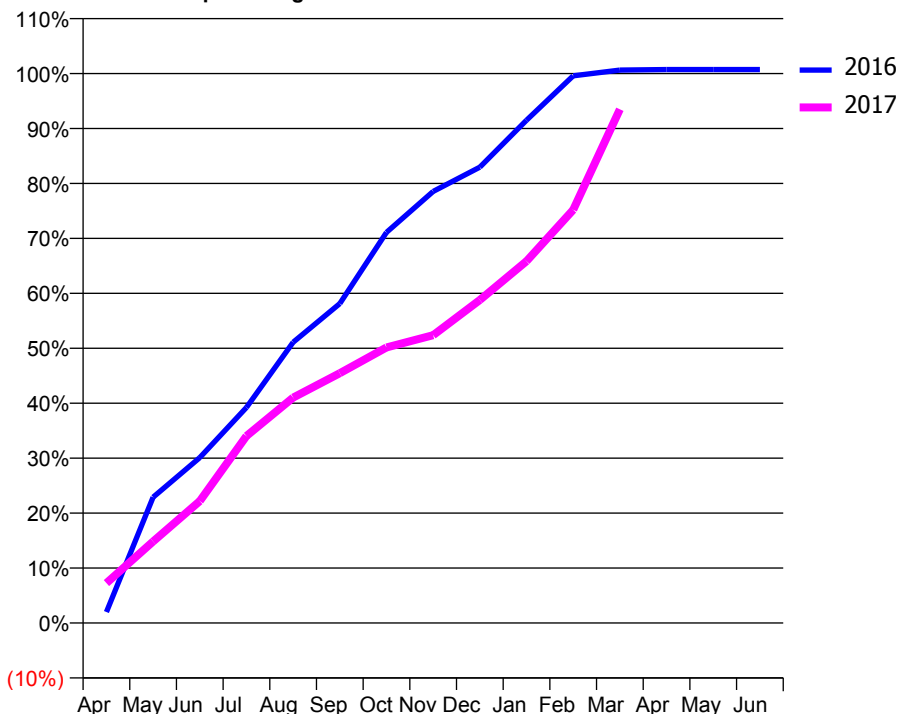
ACCESS*

Patients seen in 24 months	Total	Change since previous quarter
Quarter ending March 2016	1,289	
Quarter ending June 2016	1,346	↑
Quarter ending September 2016	1,309	↓
Quarter ending December 2016	1,156	↓
Quarter ending March 2017	1,262	↑
Variance since March 2016	(2.1%)	↓



ACTIVITY

Cumulative percentage of contracted UDA delivered 2016 & 2017



Month	Adjusted Scheduled Activity (UDA)	
	2016	2017
April	61	221
May	695	450
June	914	674
July	1,191	1,033
August	1,551	1,245
September	1,765	1,381
October	2,159	1,523
November	2,384	1,591
December	2,518	1,785
January	2,778	1,999
February	3,023	2,283
March	3,055	2,838
April	3,058	
May	3,058	
June	3,058	

QUALITY

	Quantity	Base Number	Contract	AT	Region	England
% of FP17s for the same patient ID Re-attending within 3 months - Children	36	910	4.0%	9.9%	12.0%	12.3%
% of FP17s for the same patient ID Re-attending within 3 months - Adults	44	558	7.9%	13.6%	16.0%	16.7%
% of FP17s for the same patient ID Re-attending between 3 & 9 months - Children	520	910	57.1%	58.5%	58.8%	57.6%
% of FP17s for the same patient ID Re-attending between 3 & 9 months - Adults	177	558	31.7%	49.0%	51.2%	50.1%
% of FP17s for Band 1 Urgent Courses	26	1,454	1.8%	6.9%	8.0%	9.1%
% of FP17s Relating to Free Repair or Replacements	0	1,454	0.0%	0.8%	0.8%	0.8%
% of FP17s Relating to Continuations	1	1,454	0.1%	1.3%	1.2%	1.2%
% of Patients satisfied with the dentistry they have received	2	3	N/A	92.7%	92.7%	92.8%
% of Patients satisfied with the time they had to wait for an appointment	2	3	N/A	91.7%	89.1%	88.7%

* This is based on patients treated on this contract for their most recent course of treatment. Figures in italics indicate the base number of FP17s or Patient Questionnaire responses are less than 100. N/A is shown where the base number of responses is less than 10 during the period. % is calculated as Quantity/Base number*100

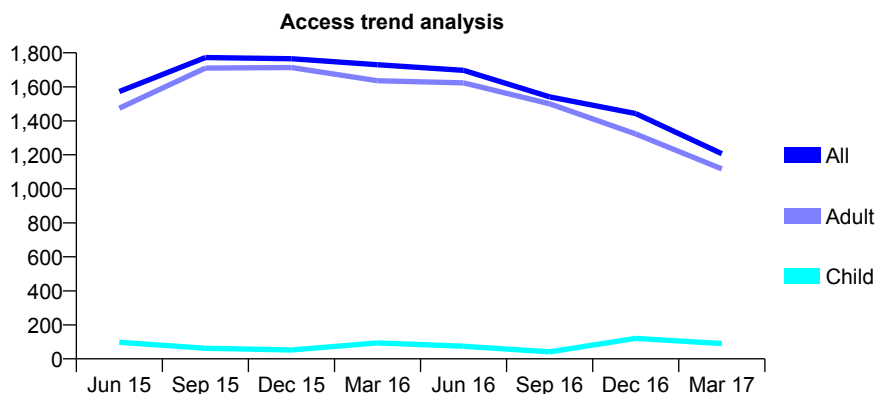
Q53 - Vital Signs At a Glance Contract Report for 913286/0009 - March 2017

Name or company name	MR GE FICKERT
Contract type name	PDS Plus Contract
Purpose of contract	General
Contract start date	01/11/2010
Contract end date	31/03/2017

16/17 Contracted general activity (UDA)	3,000
Carry forward general activity (UDA)	19
16/17 Contracted orthodontic activity (UOA)	0
Carry forward orthodontic activity (UOA)	0
Baseline contract value	£39,014.63

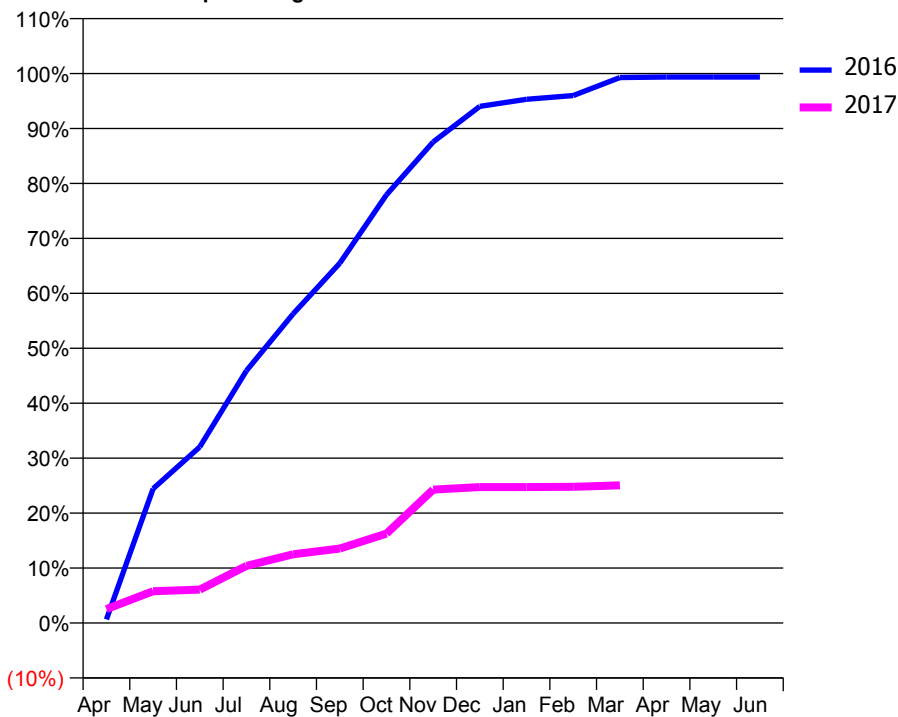
ACCESS*

Patients seen in 24 months	Total	Change since previous quarter
Quarter ending March 2016	1,730	
Quarter ending June 2016	1,697	↓
Quarter ending September 2016	1,541	↓
Quarter ending December 2016	1,443	↓
Quarter ending March 2017	1,207	↓
Variance since March 2016	(30.2%)	↓



ACTIVITY

Cumulative percentage of contracted UDA delivered 2016 & 2017



Adjusted Scheduled Activity (UDA)

Month	2016	2017
April	20	76
May	734	173
June	961	182
July	1,378	312
August	1,688	375
September	1,965	406
October	2,338	488
November	2,627	728
December	2,821	742
January	2,859	742
February	2,879	743
March	2,978	751
April	2,981	
May	2,981	
June	2,981	

QUALITY

	Quantity	Base Number	Contract	AT	Region	England
% of FP17s for the same patient ID Re-attending within 3 months - Children	0	107	0.0%	9.9%	12.0%	12.3%
% of FP17s for the same patient ID Re-attending within 3 months - Adults	9	324	2.8%	13.6%	16.0%	16.7%
% of FP17s for the same patient ID Re-attending between 3 & 9 months - Children	5	107	4.7%	58.5%	58.8%	57.6%
% of FP17s for the same patient ID Re-attending between 3 & 9 months - Adults	107	324	33.0%	49.0%	51.2%	50.1%
% of FP17s for Band 1 Urgent Courses	22	421	5.2%	6.9%	8.0%	9.1%
% of FP17s Relating to Free Repair or Replacements	0	421	0.0%	0.8%	0.8%	0.8%
% of FP17s Relating to Continuations	0	421	0.0%	1.3%	1.2%	1.2%
% of Patients satisfied with the dentistry they have received	0	0	N/A	92.7%	92.7%	92.8%
% of Patients satisfied with the time they had to wait for an appointment	0	0	N/A	91.7%	89.1%	88.7%

* This is based on patients treated on this contract for their most recent course of treatment. Figures in italics indicate the base number of FP17s or Patient Questionnaire responses are less than 100. N/A is shown where the base number of responses is less than 10 during the period. % is calculated as Quantity/Base number*100

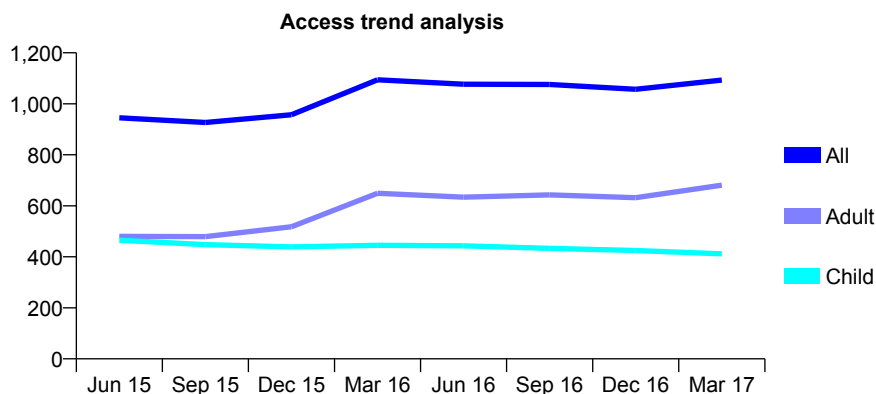
Q53 - Vital Signs At a Glance Contract Report for 917931/0001 - March 2017

Name or company name	MR M MEHRA
Contract type name	GDS Contract
Purpose of contract	General
Contract start date	01/04/2006
Contract end date	

16/17 Contracted general activity (UDA)	2,267
Carry forward general activity (UDA)	-37
16/17 Contracted orthodontic activity (UOA)	0
Carry forward orthodontic activity (UOA)	0
Baseline contract value	£60,192.05

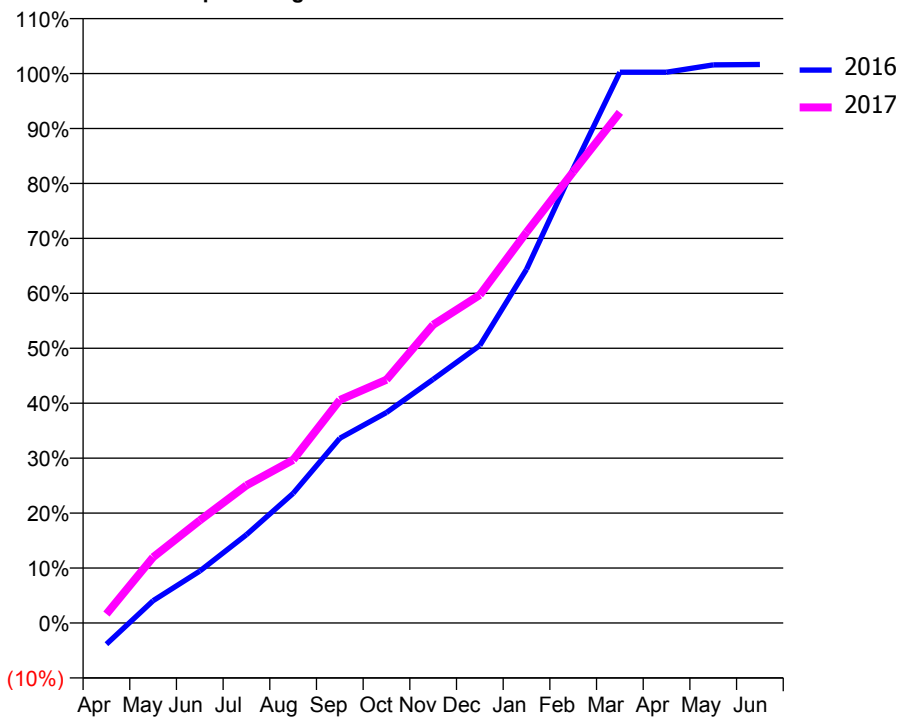
ACCESS*

Patients seen in 24 months	Total	Change since previous quarter
Quarter ending March 2016	1,094	
Quarter ending June 2016	1,077	↓
Quarter ending September 2016	1,076	→
Quarter ending December 2016	1,057	↓
Quarter ending March 2017	1,093	↑
Variance since March 2016	(0.1%)	→



ACTIVITY

Cumulative percentage of contracted UDA delivered 2016 & 2017



Month	Adjusted Scheduled Activity (UDA)	
	2016	2017
April	-88	37
May	92	271
June	214	423
July	364	568
August	535	673
September	762	920
October	869	1,004
November	1,006	1,230
December	1,145	1,354
January	1,459	1,612
February	1,874	1,861
March	2,272	2,107
April	2,272	
May	2,302	
June	2,304	

QUALITY

	Quantity	Base Number	Contract	AT	Region	England
% of FP17s for the same patient ID Re-attending within 3 months - Children	14	646	2.2%	9.9%	12.0%	12.3%
% of FP17s for the same patient ID Re-attending within 3 months - Adults	52	570	9.1%	13.6%	16.0%	16.7%
% of FP17s for the same patient ID Re-attending between 3 & 9 months - Children	445	646	68.9%	58.5%	58.8%	57.6%
% of FP17s for the same patient ID Re-attending between 3 & 9 months - Adults	261	570	45.8%	49.0%	51.2%	50.1%
% of FP17s for Band 1 Urgent Courses	40	1,192	3.4%	6.9%	8.0%	9.1%
% of FP17s Relating to Free Repair or Replacements	0	1,192	0.0%	0.8%	0.8%	0.8%
% of FP17s Relating to Continuations	0	1,192	0.0%	1.3%	1.2%	1.2%
% of Patients satisfied with the dentistry they have received	1	2	N/A	92.7%	92.7%	92.8%
% of Patients satisfied with the time they had to wait for an appointment	1	2	N/A	91.7%	89.1%	88.7%

* This is based on patients treated on this contract for their most recent course of treatment. Figures in italics indicate the base number of FP17s or Patient Questionnaire responses are less than 100. N/A is shown where the base number of responses is less than 10 during the period. % is calculated as Quantity/Base number*100

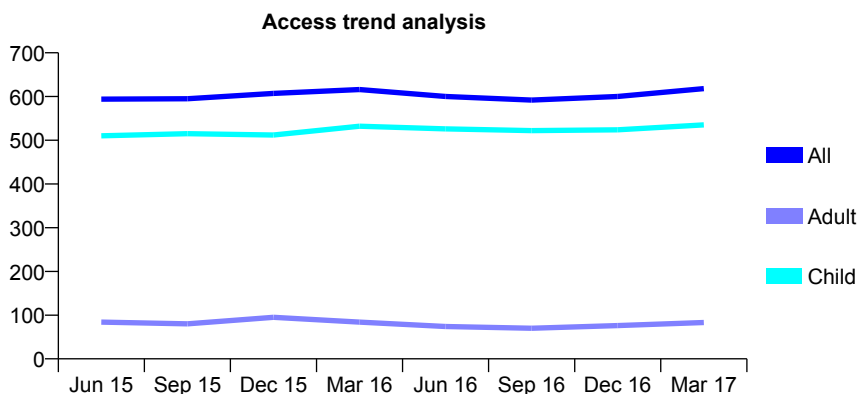
Q53 - Vital Signs At a Glance Contract Report for 920991/0001 - March 2017

Name or company name	MR RA COLEBOURNE
Contract type name	GDS Contract
Purpose of contract	General
Contract start date	01/04/2006
Contract end date	

16/17 Contracted general activity (UDA)	1,255
Carry forward general activity (UDA)	-25
16/17 Contracted orthodontic activity (UOA)	0
Carry forward orthodontic activity (UOA)	0
Baseline contract value	£33,871.66

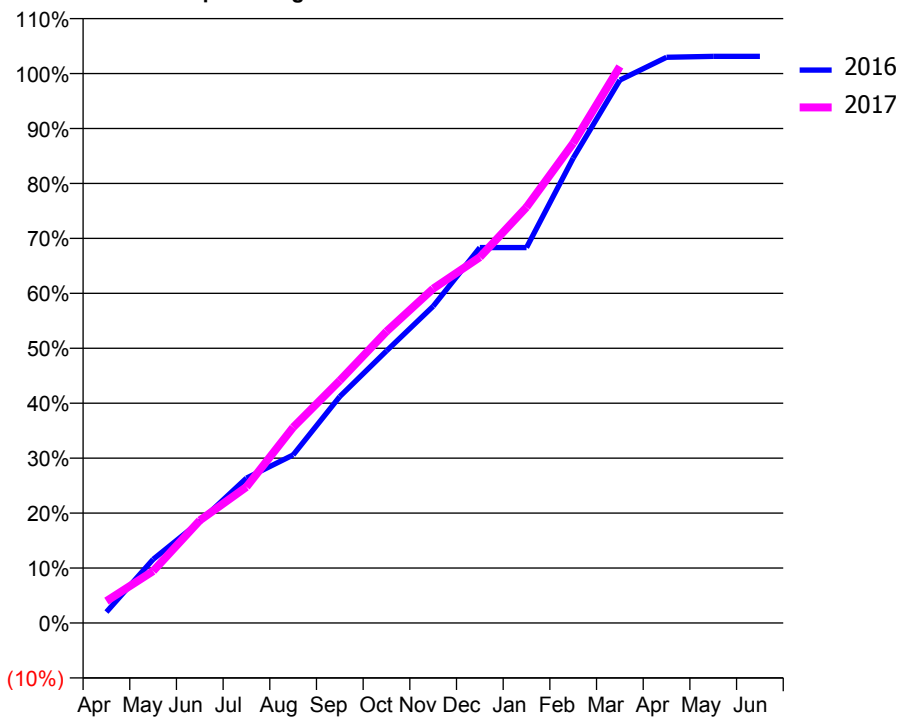
ACCESS*

Patients seen in 24 months	Total	Change since previous quarter
Quarter ending March 2016	616	
Quarter ending June 2016	600	↓
Quarter ending September 2016	592	↓
Quarter ending December 2016	600	→
Quarter ending March 2017	618	↑
Variance since March 2016	0.3%	→



ACTIVITY

Cumulative percentage of contracted UDA delivered 2016 & 2017



Month	Adjusted Scheduled Activity (UDA)	
	2016	2017
April	25	50
May	145	119
June	232	234
July	331	311
August	384	447
September	517	554
October	621	666
November	723	764
December	858	836
January	858	950
February	1,062	1,096
March	1,240	1,271
April	1,292	
May	1,294	
June	1,294	

QUALITY

	Quantity	Base Number	Contract	AT	Region	England
% of FP17s for the same patient ID Re-attending within 3 months - Children	41	933	4.4%	9.9%	12.0%	12.3%
% of FP17s for the same patient ID Re-attending within 3 months - Adults	1	36	2.8%	13.6%	16.0%	16.7%
% of FP17s for the same patient ID Re-attending between 3 & 9 months - Children	706	933	75.7%	58.5%	58.8%	57.6%
% of FP17s for the same patient ID Re-attending between 3 & 9 months - Adults	27	36	75.0%	49.0%	51.2%	50.1%
% of FP17s for Band 1 Urgent Courses	20	926	2.2%	6.9%	8.0%	9.1%
% of FP17s Relating to Free Repair or Replacements	0	926	0.0%	0.8%	0.8%	0.8%
% of FP17s Relating to Continuations	0	926	0.0%	1.3%	1.2%	1.2%
% of Patients satisfied with the dentistry they have received	1	1	N/A	92.7%	92.7%	92.8%
% of Patients satisfied with the time they had to wait for an appointment	1	1	N/A	91.7%	89.1%	88.7%

* This is based on patients treated on this contract for their most recent course of treatment. Figures in italics indicate the base number of FP17s or Patient Questionnaire responses are less than 100. N/A is shown where the base number of responses is less than 10 during the period. % is calculated as Quantity/Base number*100

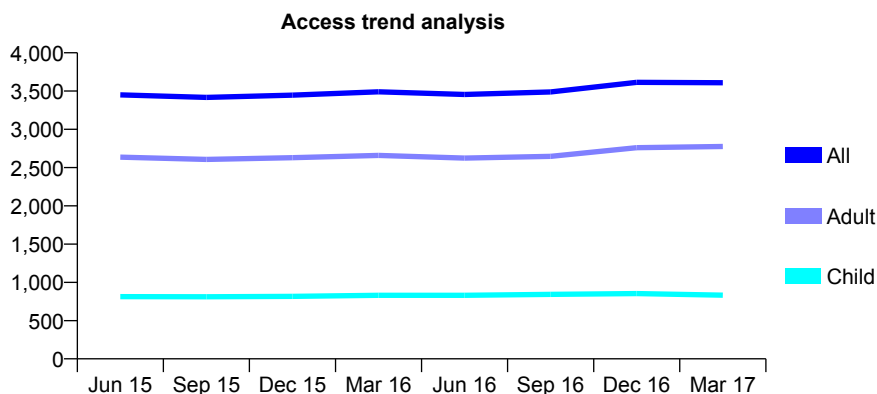
Q53 - Vital Signs At a Glance Contract Report for 923168/0001 - March 2017

Name or company name	MR ME WINT
Contract type name	GDS Contract
Purpose of contract	General
Contract start date	01/04/2006
Contract end date	

16/17 Contracted general activity (UDA)	7,833
Carry forward general activity (UDA)	-133
16/17 Contracted orthodontic activity (UOA)	0
Carry forward orthodontic activity (UOA)	0
Baseline contract value	£232,333.87

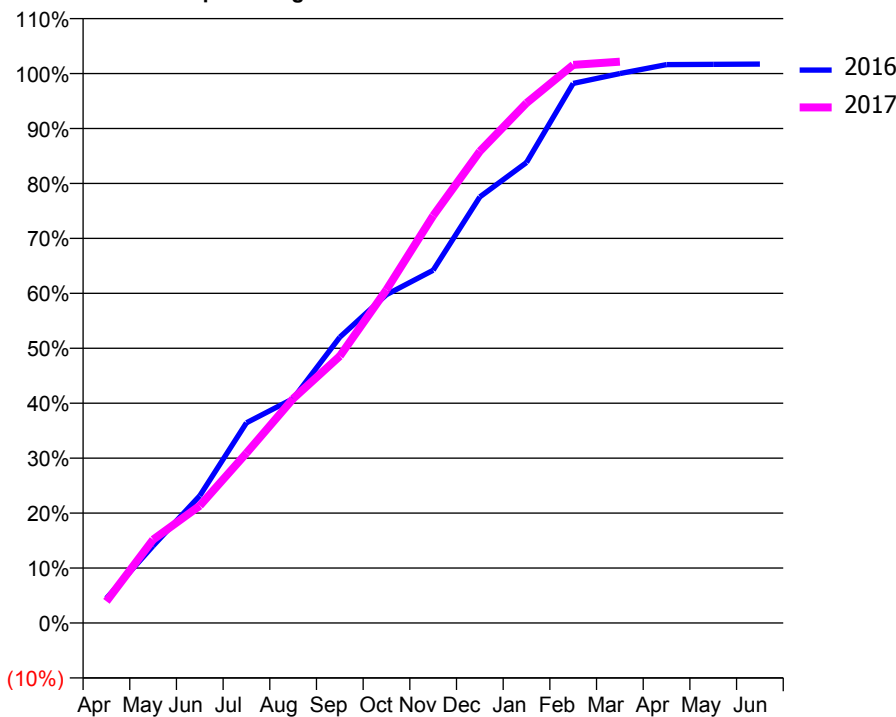
ACCESS*

Patients seen in 24 months	Total	Change since previous quarter
Quarter ending March 2016	3,490	
Quarter ending June 2016	3,455	↓
Quarter ending September 2016	3,489	→
Quarter ending December 2016	3,614	↑
Quarter ending March 2017	3,608	→
Variance since March 2016	3.4%	↑



ACTIVITY

Cumulative percentage of contracted UDA delivered 2016 & 2017



Month	Adjusted Scheduled Activity (UDA)	
	2016	2017
April	353	309
May	1,099	1,189
June	1,814	1,671
July	2,854	2,422
August	3,197	3,197
September	4,075	3,804
October	4,681	4,752
November	5,028	5,806
December	6,074	6,725
January	6,564	7,412
February	7,691	7,955
March	7,833	8,001
April	7,960	
May	7,963	
June	7,966	

QUALITY

	Quantity	Base Number	Contract	AT	Region	England
% of FP17s for the same patient ID Re-attending within 3 months - Children	73	1,084	6.7%	9.9%	12.0%	12.3%
% of FP17s for the same patient ID Re-attending within 3 months - Adults	593	3,468	17.1%	13.6%	16.0%	16.7%
% of FP17s for the same patient ID Re-attending between 3 & 9 months - Children	605	1,084	55.8%	58.5%	58.8%	57.6%
% of FP17s for the same patient ID Re-attending between 3 & 9 months - Adults	1,371	3,468	39.5%	49.0%	51.2%	50.1%
% of FP17s for Band 1 Urgent Courses	383	4,472	8.6%	6.9%	8.0%	9.1%
% of FP17s Relating to Free Repair or Replacements	59	4,472	1.3%	0.8%	0.8%	0.8%
% of FP17s Relating to Continuations	61	4,472	1.4%	1.3%	1.2%	1.2%
% of Patients satisfied with the dentistry they have received	7	7	N/A	92.7%	92.7%	92.8%
% of Patients satisfied with the time they had to wait for an appointment	7	7	N/A	91.7%	89.1%	88.7%

* This is based on patients treated on this contract for their most recent course of treatment. Figures in italics indicate the base number of FP17s or Patient Questionnaire responses are less than 100. N/A is shown where the base number of responses is less than 10 during the period. % is calculated as Quantity/Base number*100

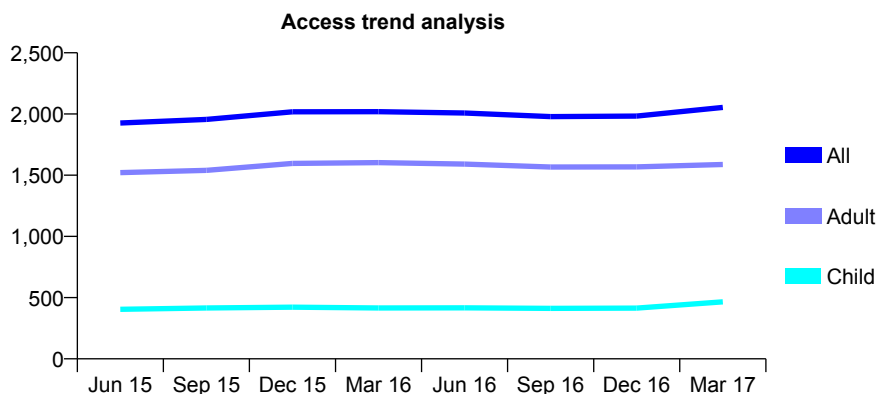
Q53 - Vital Signs At a Glance Contract Report for 925926/0001 - March 2017

Name or company name	MR PK MAHAPATRA
Contract type name	GDS Contract
Purpose of contract	General
Contract start date	01/04/2006
Contract end date	

16/17 Contracted general activity (UDA)	6,138
Carry forward general activity (UDA)	-8
16/17 Contracted orthodontic activity (UOA)	0
Carry forward orthodontic activity (UOA)	0
Baseline contract value	£180,909.82

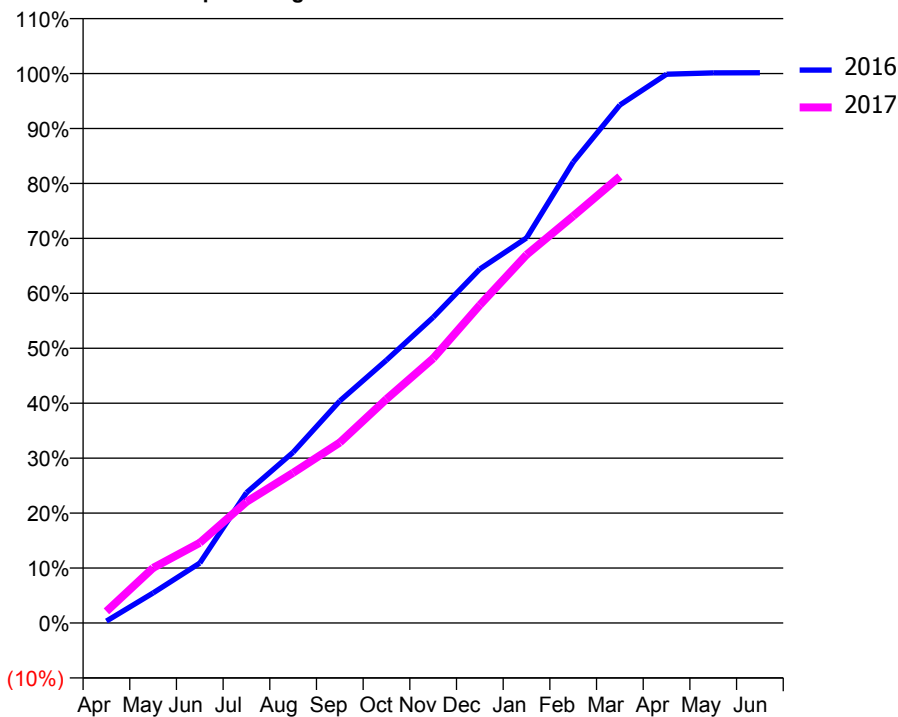
ACCESS*

Patients seen in 24 months	Total	Change since previous quarter
Quarter ending March 2016	2,019	
Quarter ending June 2016	2,008	→
Quarter ending September 2016	1,979	↓
Quarter ending December 2016	1,983	→
Quarter ending March 2017	2,054	↑
Variance since March 2016	1.7%	→



ACTIVITY

Cumulative percentage of contracted UDA delivered 2016 & 2017



Month	Adjusted Scheduled Activity (UDA)	
	2016	2017
April	20	130
May	303	616
June	603	895
July	1,310	1,353
August	1,717	1,678
September	2,232	2,016
October	2,642	2,501
November	3,073	2,955
December	3,558	3,552
January	3,870	4,113
February	4,633	4,545
March	5,208	4,988
April	5,517	
May	5,530	
June	5,532	

QUALITY

	Quantity	Base Number	Contract	AT	Region	England
% of FP17s for the same patient ID Re-attending within 3 months - Children	31	561	5.5%	9.9%	12.0%	12.3%
% of FP17s for the same patient ID Re-attending within 3 months - Adults	302	1,912	15.8%	13.6%	16.0%	16.7%
% of FP17s for the same patient ID Re-attending between 3 & 9 months - Children	302	561	53.8%	58.5%	58.8%	57.6%
% of FP17s for the same patient ID Re-attending between 3 & 9 months - Adults	959	1,912	50.2%	49.0%	51.2%	50.1%
% of FP17s for Band 1 Urgent Courses	199	2,323	8.6%	6.9%	8.0%	9.1%
% of FP17s Relating to Free Repair or Replacements	33	2,323	1.4%	0.8%	0.8%	0.8%
% of FP17s Relating to Continuations	18	2,323	0.8%	1.3%	1.2%	1.2%
% of Patients satisfied with the dentistry they have received	6	6	N/A	92.7%	92.7%	92.8%
% of Patients satisfied with the time they had to wait for an appointment	6	6	N/A	91.7%	89.1%	88.7%

* This is based on patients treated on this contract for their most recent course of treatment. Figures in italics indicate the base number of FP17s or Patient Questionnaire responses are less than 100. N/A is shown where the base number of responses is less than 10 during the period. % is calculated as Quantity/Base number*100

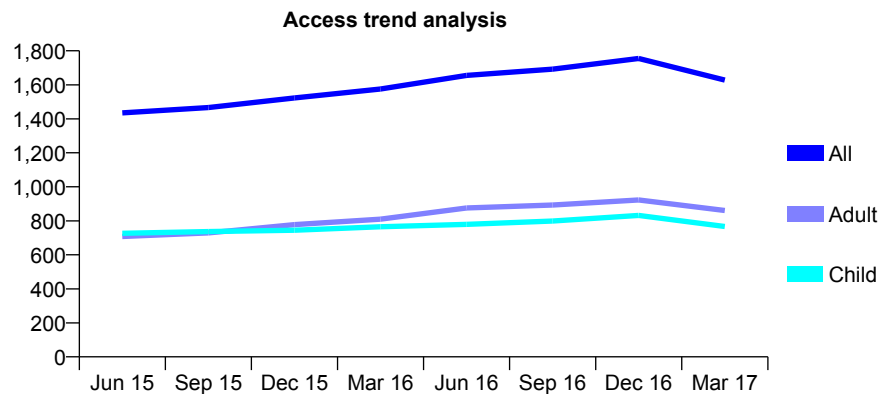
Q53 - Vital Signs At a Glance Contract Report for 925926/0002 - March 2017

Name or company name	MR PK MAHAPATRA
Contract type name	GDS Contract
Purpose of contract	General and Orthodontic
Contract start date	01/02/2013
Contract end date	

16/17 Contracted general activity (UDA)	3,595
Carry forward general activity (UDA)	0
16/17 Contracted orthodontic activity (UOA)	2,404
Carry forward orthodontic activity (UOA)	-26
Baseline contract value	£272,929.17

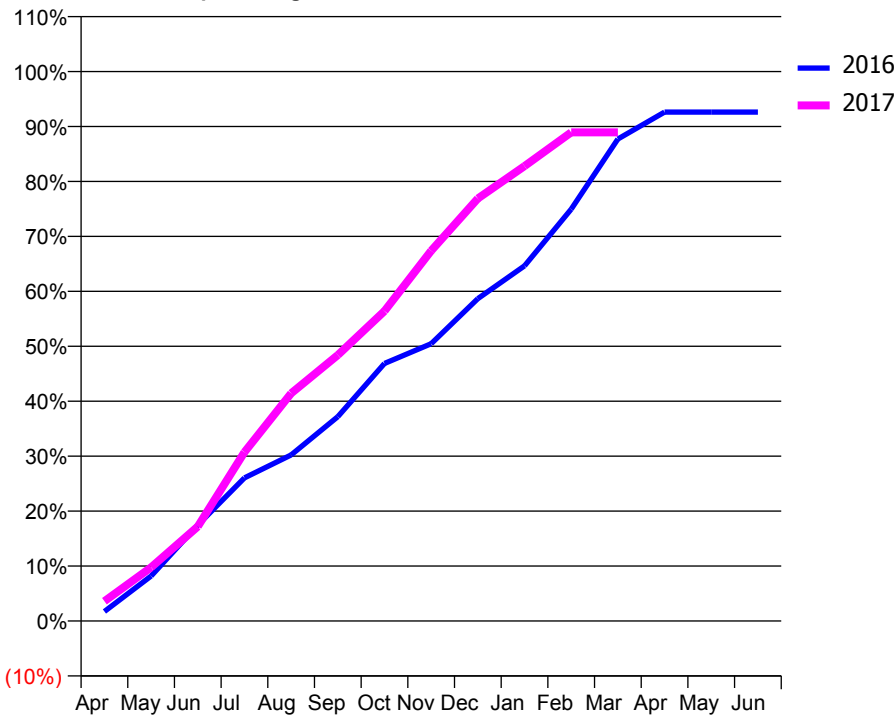
ACCESS*

Patients seen in 24 months	Total	Change since previous quarter
Quarter ending March 2016	1,575	
Quarter ending June 2016	1,655	↑
Quarter ending September 2016	1,692	↑
Quarter ending December 2016	1,755	↑
Quarter ending March 2017	1,628	↓
Variance since March 2016	3.4%	↑



ACTIVITY

Cumulative percentage of contracted UDA delivered 2016 & 2017



Month	Adjusted Scheduled Activity (UDA)	
	2016	2017
April	62	129
May	294	351
June	627	618
July	936	1,105
August	1,087	1,490
September	1,337	1,740
October	1,685	2,028
November	1,814	2,422
December	2,109	2,764
January	2,324	2,977
February	2,694	3,197
March	3,153	3,197
April	3,329	
May	3,329	
June	3,329	

QUALITY

	Quantity	Base Number	Contract	AT	Region	England
% of FP17s for the same patient ID Re-attending within 3 months - Children	152	1,405	10.8%	9.9%	12.0%	12.3%
% of FP17s for the same patient ID Re-attending within 3 months - Adults	101	958	10.5%	13.6%	16.0%	16.7%
% of FP17s for the same patient ID Re-attending between 3 & 9 months - Children	653	1,405	46.5%	58.5%	58.8%	57.6%
% of FP17s for the same patient ID Re-attending between 3 & 9 months - Adults	448	958	46.8%	49.0%	51.2%	50.1%
% of FP17s for Band 1 Urgent Courses	176	1,804	9.8%	6.9%	8.0%	9.1%
% of FP17s Relating to Free Repair or Replacements	4	1,804	0.2%	0.8%	0.8%	0.8%
% of FP17s Relating to Continuations	15	1,804	0.8%	1.3%	1.2%	1.2%
% of Patients satisfied with the dentistry they have received	2	2	N/A	92.7%	92.7%	92.8%
% of Patients satisfied with the time they had to wait for an appointment	2	2	N/A	91.7%	89.1%	88.7%

* This is based on patients treated on this contract for their most recent course of treatment. Figures in italics indicate the base number of FP17s or Patient Questionnaire responses are less than 100. N/A is shown where the base number of responses is less than 10 during the period. % is calculated as Quantity/Base number*100

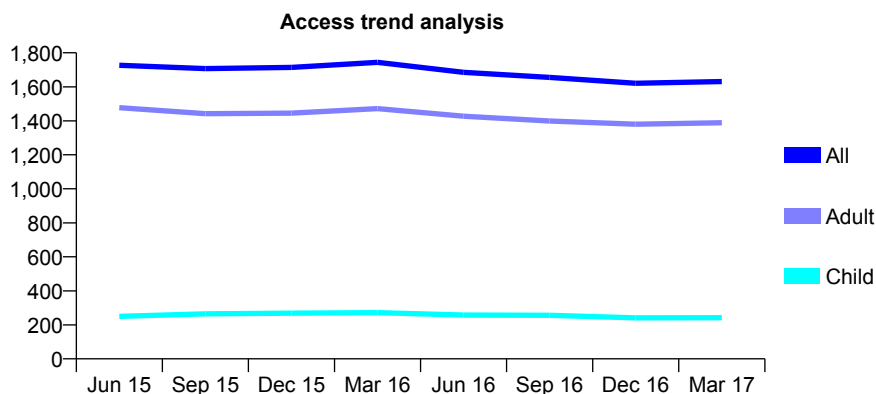
Q53 - Vital Signs At a Glance Contract Report for 926914/0001 - March 2017

Name or company name	MR LZ BRYNIARSKI
Contract type name	GDS Contract
Purpose of contract	General
Contract start date	01/02/2008
Contract end date	

16/17 Contracted general activity (UDA)	5,000
Carry forward general activity (UDA)	-21
16/17 Contracted orthodontic activity (UOA)	0
Carry forward orthodontic activity (UOA)	0
Baseline contract value	£138,910.49

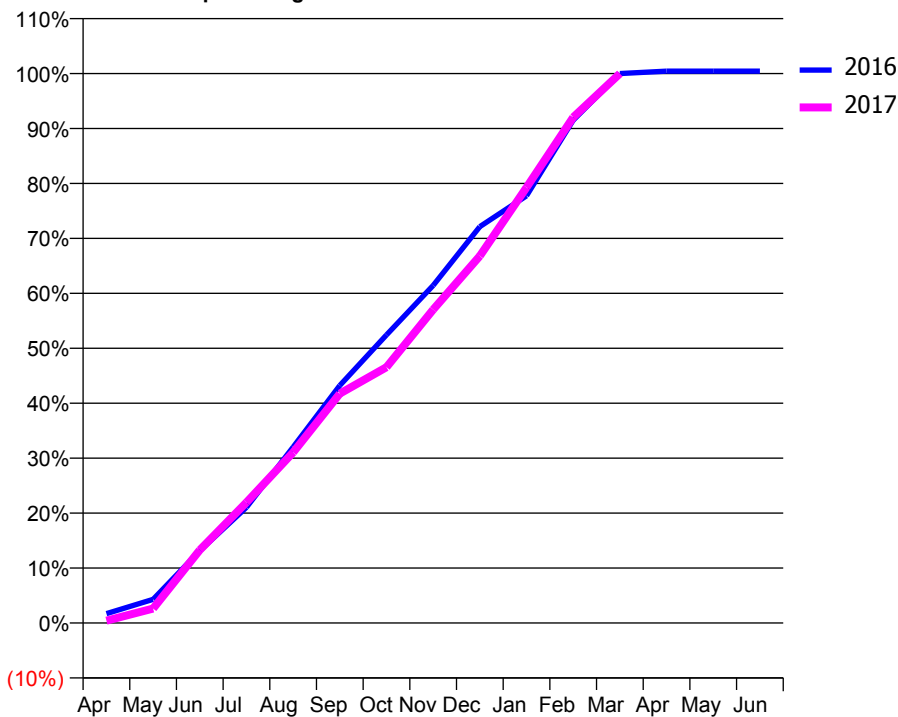
ACCESS*

Patients seen in 24 months	Total	Change since previous quarter
Quarter ending March 2016	1,744	
Quarter ending June 2016	1,685	↓
Quarter ending September 2016	1,655	↓
Quarter ending December 2016	1,621	↓
Quarter ending March 2017	1,631	→
Variance since March 2016	(6.5%)	↓



ACTIVITY

Cumulative percentage of contracted UDA delivered 2016 & 2017



Month	Adjusted Scheduled Activity (UDA)	
	2016	2017
April	86	21
May	215	132
June	658	664
July	1,053	1,097
August	1,601	1,552
September	2,162	2,088
October	2,621	2,327
November	3,072	2,852
December	3,606	3,340
January	3,887	3,963
February	4,575	4,602
March	5,000	4,999
April	5,021	
May	5,021	
June	5,021	

QUALITY

	Quantity	Base Number	Contract	AT	Region	England
% of FP17s for the same patient ID Re-attending within 3 months - Children	18	341	5.3%	9.9%	12.0%	12.3%
% of FP17s for the same patient ID Re-attending within 3 months - Adults	309	2,023	15.3%	13.6%	16.0%	16.7%
% of FP17s for the same patient ID Re-attending between 3 & 9 months - Children	224	341	65.7%	58.5%	58.8%	57.6%
% of FP17s for the same patient ID Re-attending between 3 & 9 months - Adults	1,052	2,023	52.0%	49.0%	51.2%	50.1%
% of FP17s for Band 1 Urgent Courses	231	2,345	9.9%	6.9%	8.0%	9.1%
% of FP17s Relating to Free Repair or Replacements	20	2,345	0.9%	0.8%	0.8%	0.8%
% of FP17s Relating to Continuations	35	2,345	1.5%	1.3%	1.2%	1.2%
% of Patients satisfied with the dentistry they have received	9	9	N/A	92.7%	92.7%	92.8%
% of Patients satisfied with the time they had to wait for an appointment	9	9	N/A	91.7%	89.1%	88.7%

* This is based on patients treated on this contract for their most recent course of treatment. Figures in italics indicate the base number of FP17s or Patient Questionnaire responses are less than 100. N/A is shown where the base number of responses is less than 10 during the period. % is calculated as Quantity/Base number*100

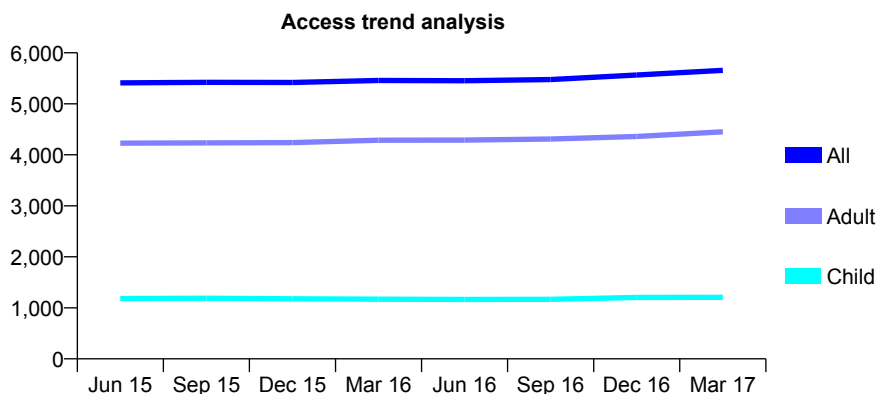
Q53 - Vital Signs At a Glance Contract Report for 927724/0001 - March 2017

Name or company name	MR SS DEHAL
Contract type name	GDS Contract
Purpose of contract	General
Contract start date	01/04/2006
Contract end date	

16/17 Contracted general activity (UDA)	18,430
Carry forward general activity (UDA)	0
16/17 Contracted orthodontic activity (UOA)	0
Carry forward orthodontic activity (UOA)	0
Baseline contract value	£542,883.96

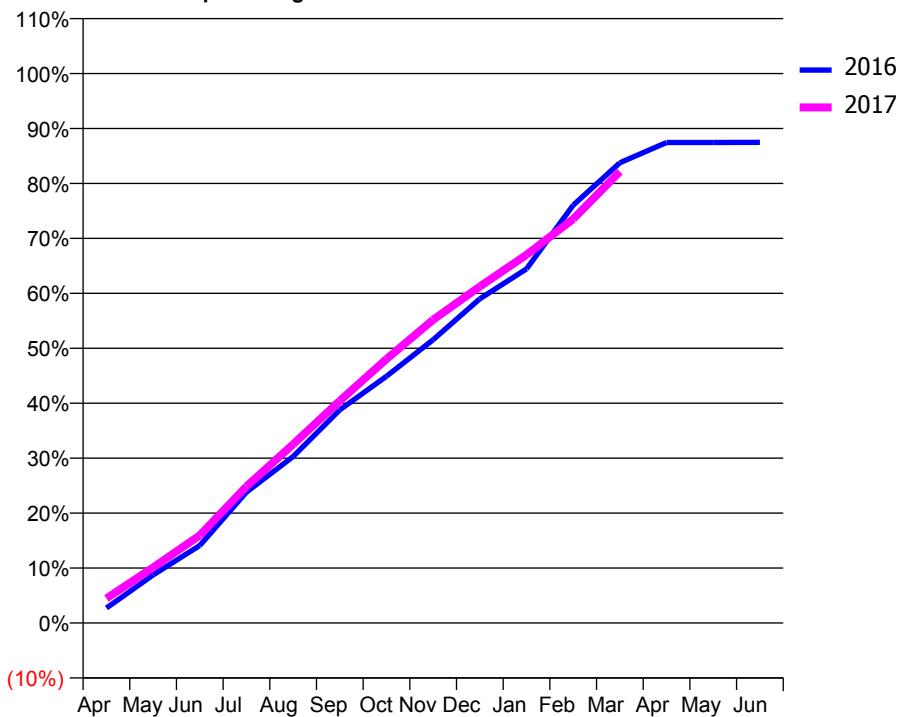
ACCESS*

Patients seen in 24 months	Total	Change since previous quarter
Quarter ending March 2016	5,457	
Quarter ending June 2016	5,453	→
Quarter ending September 2016	5,477	→
Quarter ending December 2016	5,564	→
Quarter ending March 2017	5,657	→
Variance since March 2016	3.7%	↑



ACTIVITY

Cumulative percentage of contracted UDA delivered 2016 & 2017



Month	Adjusted Scheduled Activity (UDA)	
	2016	2017
April	502	825
May	1,614	1,862
June	2,600	2,939
July	4,391	4,582
August	5,582	5,995
September	7,148	7,455
October	8,276	8,855
November	9,503	10,170
December	10,876	11,287
January	11,874	12,353
February	14,013	13,547
March	15,436	15,140
April	16,115	
May	16,116	
June	16,119	

QUALITY

	Quantity	Base Number	Contract	AT	Region	England
% of FP17s for the same patient ID Re-attending within 3 months - Children	90	1,736	5.2%	9.9%	12.0%	12.3%
% of FP17s for the same patient ID Re-attending within 3 months - Adults	886	5,923	15.0%	13.6%	16.0%	16.7%
% of FP17s for the same patient ID Re-attending between 3 & 9 months - Children	1,099	1,736	63.3%	58.5%	58.8%	57.6%
% of FP17s for the same patient ID Re-attending between 3 & 9 months - Adults	3,358	5,923	56.7%	49.0%	51.2%	50.1%
% of FP17s for Band 1 Urgent Courses	555	7,333	7.6%	6.9%	8.0%	9.1%
% of FP17s Relating to Free Repair or Replacements	147	7,333	2.0%	0.8%	0.8%	0.8%
% of FP17s Relating to Continuations	57	7,333	0.8%	1.3%	1.2%	1.2%
% of Patients satisfied with the dentistry they have received	7	8	N/A	92.7%	92.7%	92.8%
% of Patients satisfied with the time they had to wait for an appointment	7	8	N/A	91.7%	89.1%	88.7%

* This is based on patients treated on this contract for their most recent course of treatment. Figures in italics indicate the base number of FP17s or Patient Questionnaire responses are less than 100. N/A is shown where the base number of responses is less than 10 during the period. % is calculated as Quantity/Base number*100

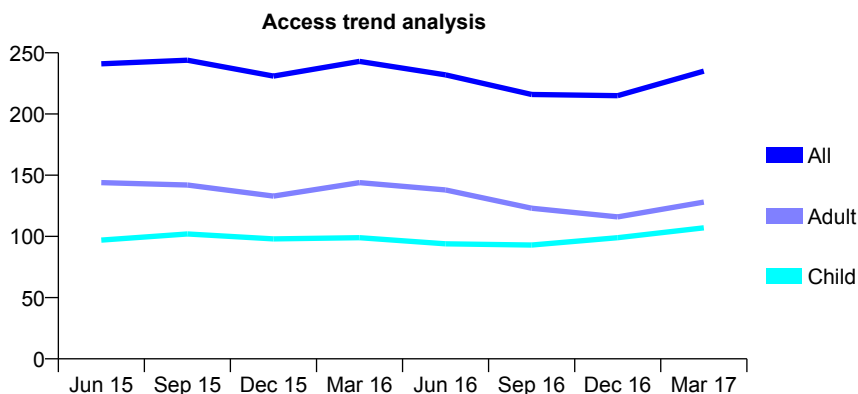
Q53 - Vital Signs At a Glance Contract Report for 931438/0001 - March 2017

Name or company name	MR JS HEER
Contract type name	GDS Contract
Purpose of contract	General
Contract start date	01/04/2006
Contract end date	

16/17 Contracted general activity (UDA)	447
Carry forward general activity (UDA)	0
16/17 Contracted orthodontic activity (UOA)	0
Carry forward orthodontic activity (UOA)	0
Baseline contract value	£11,402.76

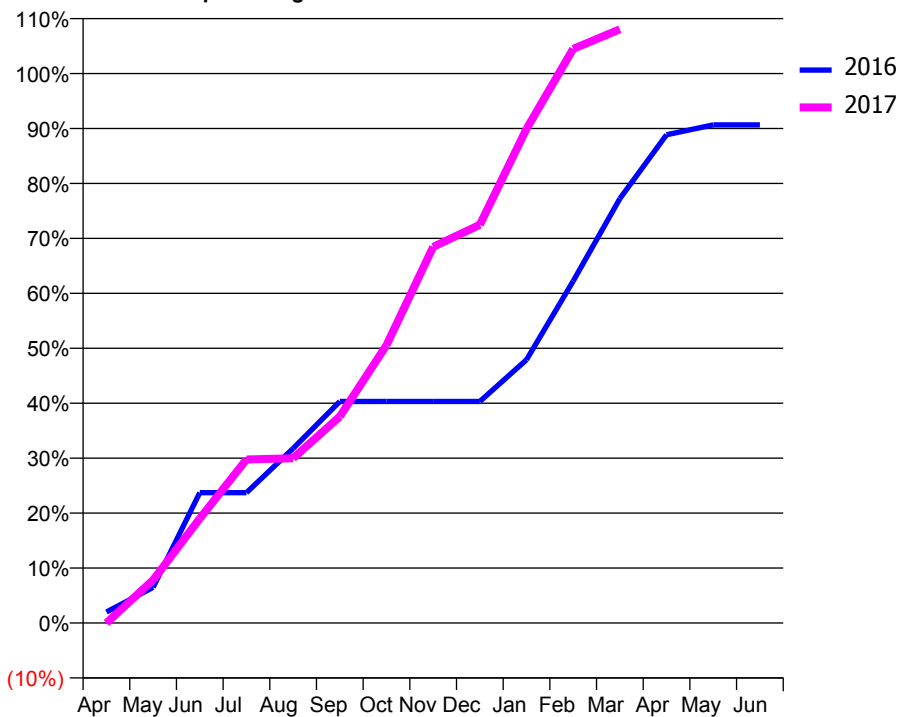
ACCESS*

Patients seen in 24 months	Total	Change since previous quarter
Quarter ending March 2016	243	
Quarter ending June 2016	232	↓
Quarter ending September 2016	216	↓
Quarter ending December 2016	215	→
Quarter ending March 2017	235	↑
Variance since March 2016	(3.3%)	↓



ACTIVITY

Cumulative percentage of contracted UDA delivered 2016 & 2017



Adjusted Scheduled Activity (UDA)

Month	2016	2017
April	9	0
May	29	35
June	106	85
July	106	133
August	142	134
September	180	168
October	180	226
November	180	306
December	180	324
January	214	402
February	278	467
March	345	483
April	397	
May	405	
June	405	

QUALITY

	Quantity	Base Number	Contract	AT	Region	England
% of FP17s for the same patient ID Re-attending within 3 months - Children	4	105	3.8%	9.9%	12.0%	12.3%
% of FP17s for the same patient ID Re-attending within 3 months - Adults	9	114	7.9%	13.6%	16.0%	16.7%
% of FP17s for the same patient ID Re-attending between 3 & 9 months - Children	25	105	23.8%	58.5%	58.8%	57.6%
% of FP17s for the same patient ID Re-attending between 3 & 9 months - Adults	29	114	25.4%	49.0%	51.2%	50.1%
% of FP17s for Band 1 Urgent Courses	0	187	0.0%	6.9%	8.0%	9.1%
% of FP17s Relating to Free Repair or Replacements	1	187	0.5%	0.8%	0.8%	0.8%
% of FP17s Relating to Continuations	0	187	0.0%	1.3%	1.2%	1.2%
% of Patients satisfied with the dentistry they have received	0	0	N/A	92.7%	92.7%	92.8%
% of Patients satisfied with the time they had to wait for an appointment	0	0	N/A	91.7%	89.1%	88.7%

* This is based on patients treated on this contract for their most recent course of treatment. Figures in italics indicate the base number of FP17s or Patient Questionnaire responses are less than 100. N/A is shown where the base number of responses is less than 10 during the period. % is calculated as Quantity/Base number*100

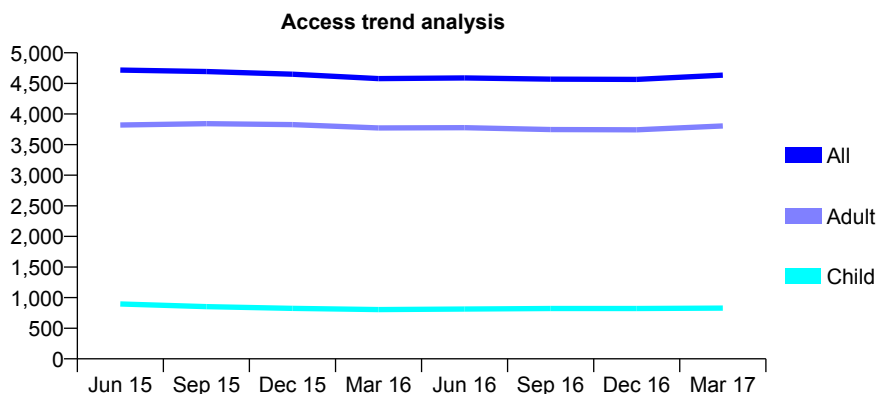
Q53 - Vital Signs At a Glance Contract Report for 931632/0001 - March 2017

Name or company name	MR T MIRZA
Contract type name	GDS Contract
Purpose of contract	General
Contract start date	10/07/2006
Contract end date	

16/17 Contracted general activity (UDA)	16,398
Carry forward general activity (UDA)	-235
16/17 Contracted orthodontic activity (UOA)	0
Carry forward orthodontic activity (UOA)	0
Baseline contract value	£420,980.89

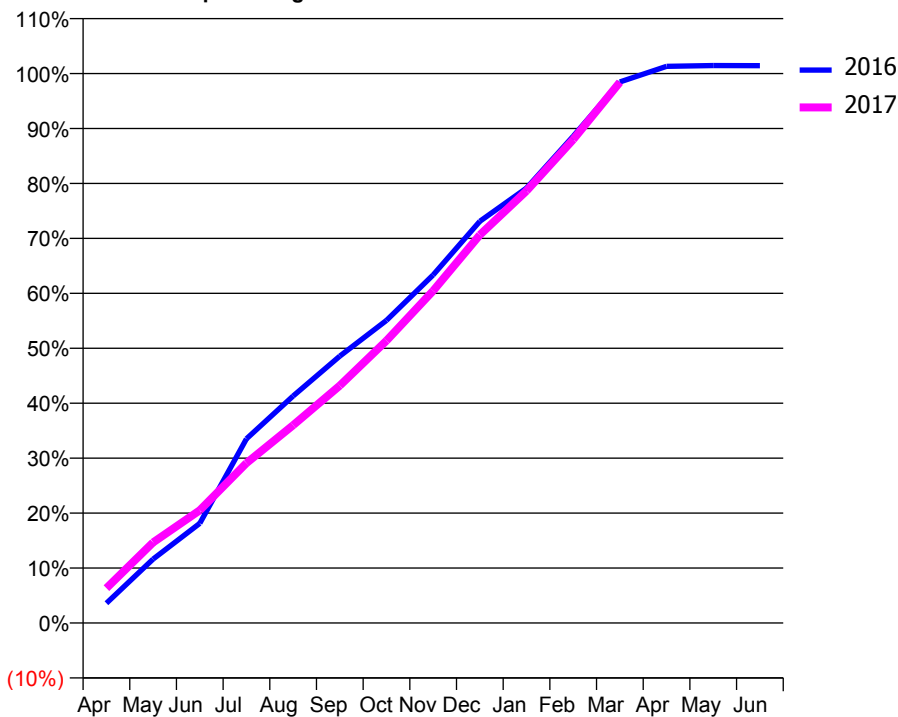
ACCESS*

Patients seen in 24 months	Total	Change since previous quarter
Quarter ending March 2016	4,579	
Quarter ending June 2016	4,590	→
Quarter ending September 2016	4,569	→
Quarter ending December 2016	4,565	→
Quarter ending March 2017	4,635	→
Variance since March 2016	1.2%	→



ACTIVITY

Cumulative percentage of contracted UDA delivered 2016 & 2017



Month	Adjusted Scheduled Activity (UDA)	
	2016	2017
April	592	1,040
May	1,908	2,406
June	2,975	3,363
July	5,499	4,775
August	6,775	5,902
September	7,963	7,086
October	9,031	8,426
November	10,389	9,914
December	11,988	11,583
January	12,978	12,895
February	14,525	14,429
March	16,144	16,140
April	16,611	
May	16,634	
June	16,633	

QUALITY

	Quantity	Base Number	Contract	AT	Region	England
% of FP17s for the same patient ID Re-attending within 3 months - Children	63	1,154	5.5%	9.9%	12.0%	12.3%
% of FP17s for the same patient ID Re-attending within 3 months - Adults	585	5,306	11.0%	13.6%	16.0%	16.7%
% of FP17s for the same patient ID Re-attending between 3 & 9 months - Children	579	1,154	50.2%	58.5%	58.8%	57.6%
% of FP17s for the same patient ID Re-attending between 3 & 9 months - Adults	3,021	5,306	56.9%	49.0%	51.2%	50.1%
% of FP17s for Band 1 Urgent Courses	184	6,232	3.0%	6.9%	8.0%	9.1%
% of FP17s Relating to Free Repair or Replacements	77	6,232	1.2%	0.8%	0.8%	0.8%
% of FP17s Relating to Continuations	123	6,232	2.0%	1.3%	1.2%	1.2%
% of Patients satisfied with the dentistry they have received	19	19	100.0%	92.7%	92.7%	92.8%
% of Patients satisfied with the time they had to wait for an appointment	16	19	84.2%	91.7%	89.1%	88.7%

* This is based on patients treated on this contract for their most recent course of treatment. Figures in italics indicate the base number of FP17s or Patient Questionnaire responses are less than 100. N/A is shown where the base number of responses is less than 10 during the period. % is calculated as Quantity/Base number*100

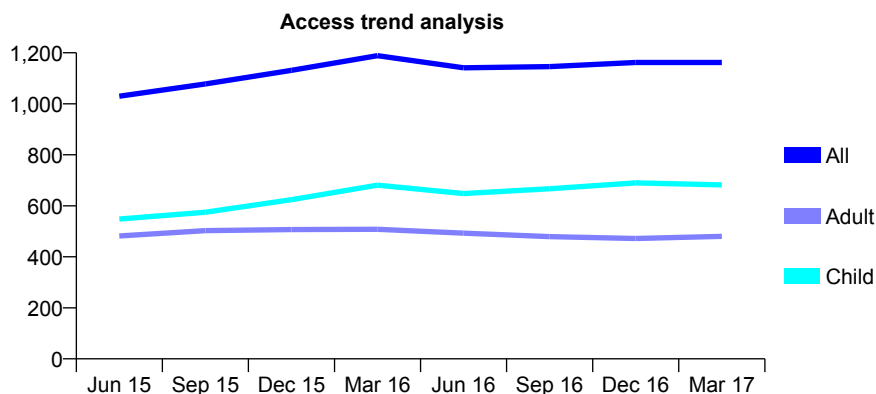
Q53 - Vital Signs At a Glance Contract Report for 931632/0002 - March 2017

Name or company name	MR T MIRZA
Contract type name	PDS Plus Contract
Purpose of contract	General
Contract start date	01/04/2011
Contract end date	31/03/2017

16/17 Contracted general activity (UDA)	5,000
Carry forward general activity (UDA)	-33
16/17 Contracted orthodontic activity (UOA)	0
Carry forward orthodontic activity (UOA)	0
Baseline contract value	£95,188.99

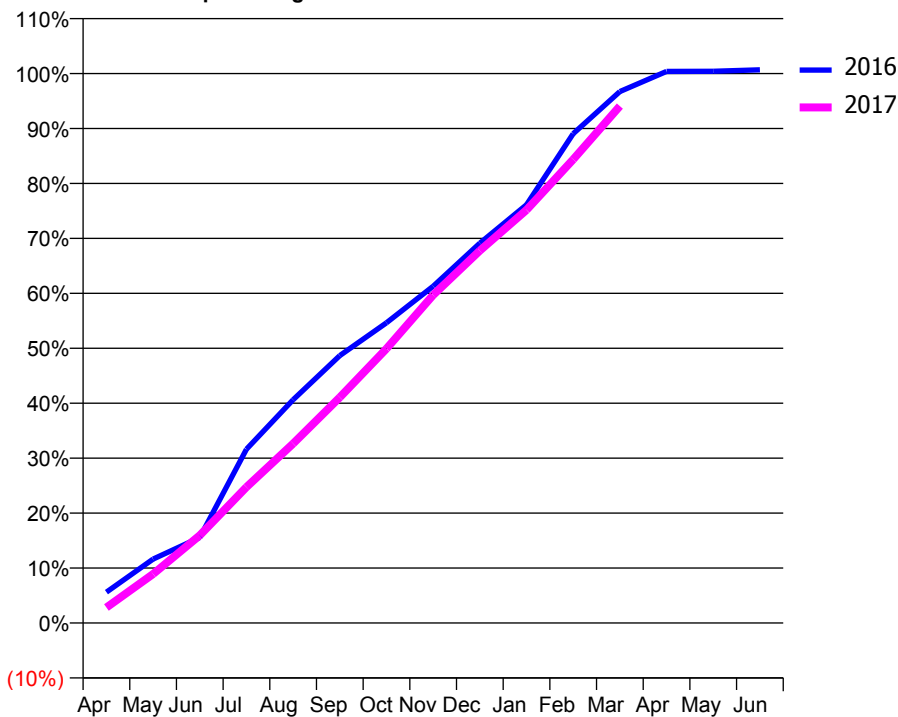
ACCESS*

Patients seen in 24 months	Total	Change since previous quarter
Quarter ending March 2016	1,189	
Quarter ending June 2016	1,141	↓
Quarter ending September 2016	1,146	→
Quarter ending December 2016	1,162	→
Quarter ending March 2017	1,162	→
Variance since March 2016	(2.3%)	↓



ACTIVITY

Cumulative percentage of contracted UDA delivered 2016 & 2017



Month	Adjusted Scheduled Activity (UDA)	
	2016	2017
April	281	141
May	582	446
June	778	798
July	1,582	1,237
August	2,032	1,633
September	2,433	2,053
October	2,732	2,497
November	3,064	2,984
December	3,456	3,388
January	3,805	3,759
February	4,452	4,219
March	4,836	4,703
April	5,019	
May	5,020	
June	5,033	

QUALITY

	Quantity	Base Number	Contract	AT	Region	England
% of FP17s for the same patient ID Re-attending within 3 months - Children	29	955	3.0%	9.9%	12.0%	12.3%
% of FP17s for the same patient ID Re-attending within 3 months - Adults	68	604	11.3%	13.6%	16.0%	16.7%
% of FP17s for the same patient ID Re-attending between 3 & 9 months - Children	531	955	55.6%	58.5%	58.8%	57.6%
% of FP17s for the same patient ID Re-attending between 3 & 9 months - Adults	288	604	47.7%	49.0%	51.2%	50.1%
% of FP17s for Band 1 Urgent Courses	15	1,487	1.0%	6.9%	8.0%	9.1%
% of FP17s Relating to Free Repair or Replacements	0	1,487	0.0%	0.8%	0.8%	0.8%
% of FP17s Relating to Continuations	1	1,487	0.1%	1.3%	1.2%	1.2%
% of Patients satisfied with the dentistry they have received	5	6	N/A	92.7%	92.7%	92.8%
% of Patients satisfied with the time they had to wait for an appointment	5	6	N/A	91.7%	89.1%	88.7%

* This is based on patients treated on this contract for their most recent course of treatment. Figures in italics indicate the base number of FP17s or Patient Questionnaire responses are less than 100. N/A is shown where the base number of responses is less than 10 during the period. % is calculated as Quantity/Base number*100

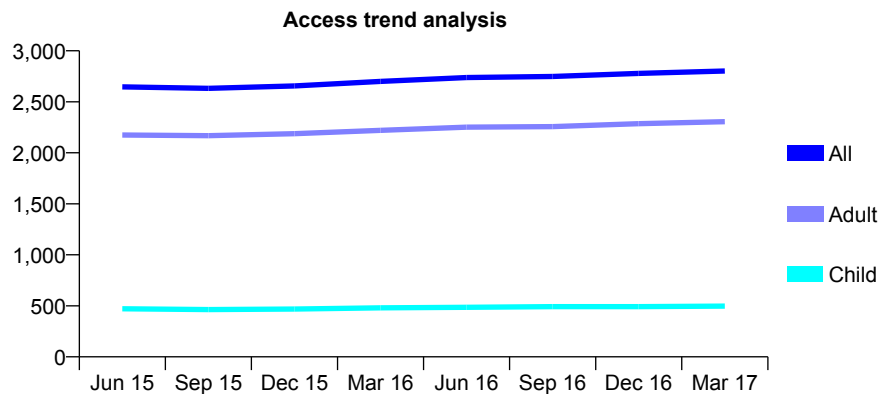
Q53 - Vital Signs At a Glance Contract Report for 932833/0001 - March 2017

Name or company name	MR B RAHNAMA
Contract type name	GDS Contract
Purpose of contract	General
Contract start date	01/04/2006
Contract end date	

16/17 Contracted general activity (UDA)	7,591
Carry forward general activity (UDA)	-51
16/17 Contracted orthodontic activity (UOA)	0
Carry forward orthodontic activity (UOA)	0
Baseline contract value	£227,865.12

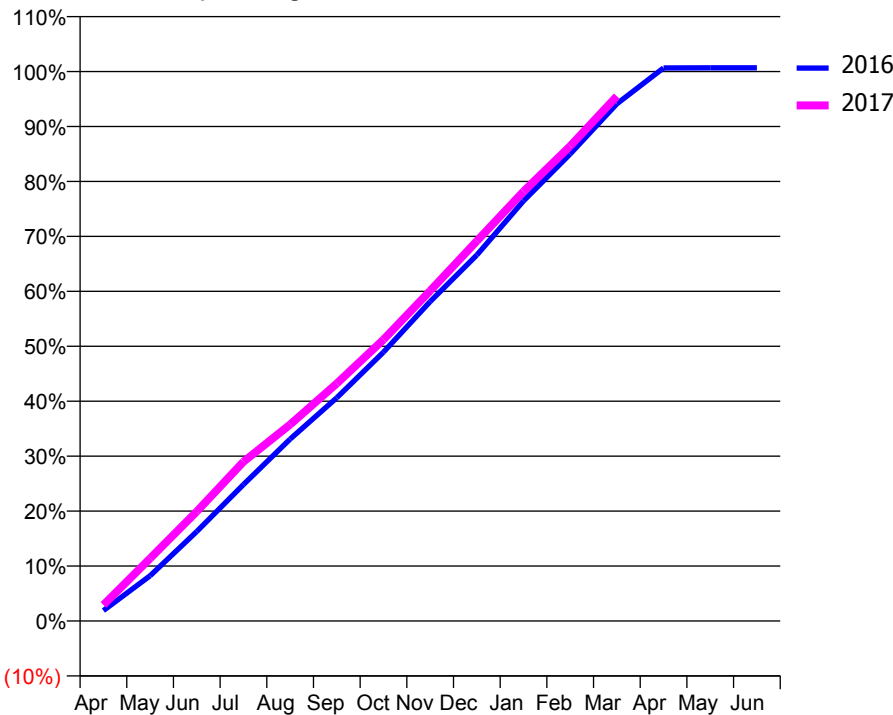
ACCESS*

Patients seen in 24 months	Total	Change since previous quarter
Quarter ending March 2016	2,700	
Quarter ending June 2016	2,738	→
Quarter ending September 2016	2,749	→
Quarter ending December 2016	2,778	→
Quarter ending March 2017	2,802	→
Variance since March 2016	3.8%	↑



ACTIVITY

Cumulative percentage of contracted UDA delivered 2016 & 2017



Month	Adjusted Scheduled Activity (UDA)	
	2016	2017
April	144	222
May	626	866
June	1,237	1,513
July	1,885	2,200
August	2,514	2,714
September	3,085	3,282
October	3,714	3,888
November	4,413	4,562
December	5,055	5,248
January	5,803	5,935
February	6,452	6,560
March	7,144	7,250
April	7,639	
May	7,642	
June	7,642	

QUALITY

	Quantity	Base Number	Contract	AT	Region	England
% of FP17s for the same patient ID Re-attending within 3 months - Children	43	722	6.0%	9.9%	12.0%	12.3%
% of FP17s for the same patient ID Re-attending within 3 months - Adults	314	3,028	10.4%	13.6%	16.0%	16.7%
% of FP17s for the same patient ID Re-attending between 3 & 9 months - Children	402	722	55.7%	58.5%	58.8%	57.6%
% of FP17s for the same patient ID Re-attending between 3 & 9 months - Adults	1,438	3,028	47.5%	49.0%	51.2%	50.1%
% of FP17s for Band 1 Urgent Courses	286	3,478	8.2%	6.9%	8.0%	9.1%
% of FP17s Relating to Free Repair or Replacements	6	3,478	0.2%	0.8%	0.8%	0.8%
% of FP17s Relating to Continuations	15	3,478	0.4%	1.3%	1.2%	1.2%
% of Patients satisfied with the dentistry they have received	4	5	N/A	92.7%	92.7%	92.8%
% of Patients satisfied with the time they had to wait for an appointment	5	5	N/A	91.7%	89.1%	88.7%

* This is based on patients treated on this contract for their most recent course of treatment. Figures in italics indicate the base number of FP17s or Patient Questionnaire responses are less than 100. N/A is shown where the base number of responses is less than 10 during the period. % is calculated as Quantity/Base number*100

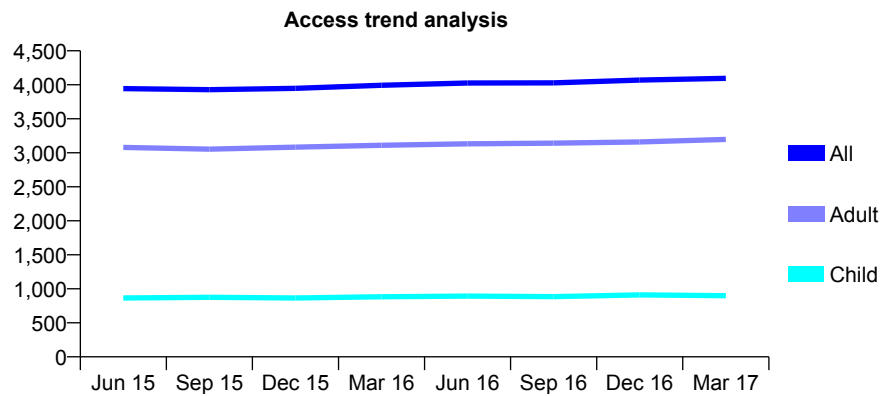
Q53 - Vital Signs At a Glance Contract Report for 960128/0001 - March 2017

Name or company name	MR Z SACRANIE
Contract type name	GDS Contract
Purpose of contract	General
Contract start date	01/04/2009
Contract end date	

16/17 Contracted general activity (UDA)	12,000
Carry forward general activity (UDA)	54
16/17 Contracted orthodontic activity (UOA)	0
Carry forward orthodontic activity (UOA)	0
Baseline contract value	£357,244.45

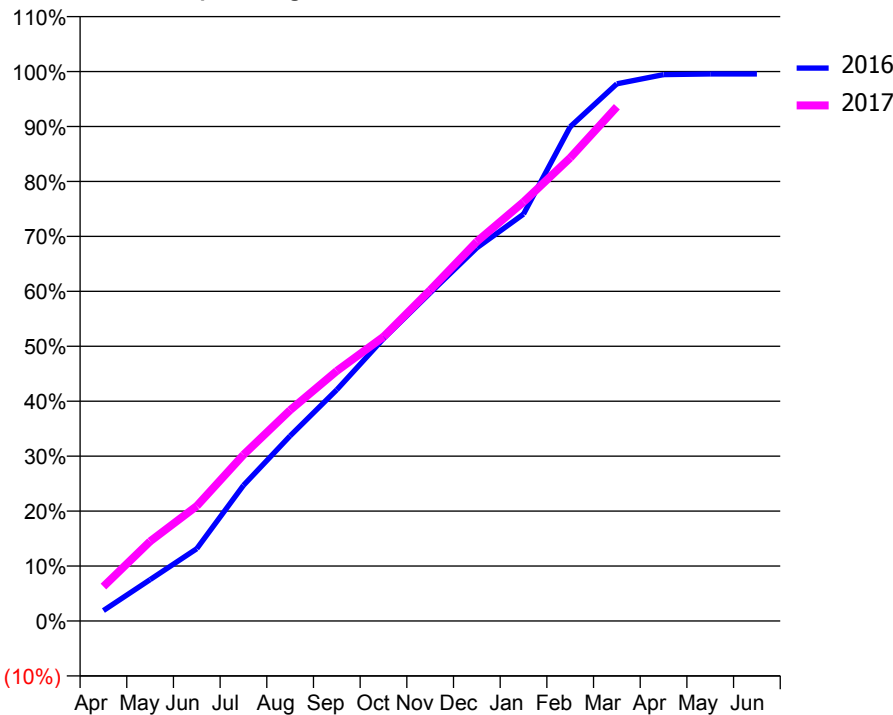
ACCESS*

Patients seen in 24 months	Total	Change since previous quarter
Quarter ending March 2016	3,994	
Quarter ending June 2016	4,026	→
Quarter ending September 2016	4,029	→
Quarter ending December 2016	4,069	→
Quarter ending March 2017	4,096	→
Variance since March 2016	2.6%	↑



ACTIVITY

Cumulative percentage of contracted UDA delivered 2016 & 2017



Month	Adjusted Scheduled Activity (UDA)	
	2016	2017
April	227	753
May	906	1,741
June	1,580	2,512
July	2,962	3,631
August	4,043	4,607
September	5,051	5,463
October	6,166	6,207
November	7,166	7,227
December	8,148	8,286
January	8,887	9,150
February	10,795	10,116
March	11,730	11,229
April	11,932	
May	11,945	
June	11,946	

QUALITY

	Quantity	Base Number	Contract	AT	Region	England
% of FP17s for the same patient ID Re-attending within 3 months - Children	123	1,306	9.4%	9.9%	12.0%	12.3%
% of FP17s for the same patient ID Re-attending within 3 months - Adults	916	4,690	19.5%	13.6%	16.0%	16.7%
% of FP17s for the same patient ID Re-attending between 3 & 9 months - Children	803	1,306	61.5%	58.5%	58.8%	57.6%
% of FP17s for the same patient ID Re-attending between 3 & 9 months - Adults	2,640	4,690	56.3%	49.0%	51.2%	50.1%
% of FP17s for Band 1 Urgent Courses	690	5,553	12.4%	6.9%	8.0%	9.1%
% of FP17s Relating to Free Repair or Replacements	88	5,553	1.6%	0.8%	0.8%	0.8%
% of FP17s Relating to Continuations	43	5,553	0.8%	1.3%	1.2%	1.2%
% of Patients satisfied with the dentistry they have received	7	7	N/A	92.7%	92.7%	92.8%
% of Patients satisfied with the time they had to wait for an appointment	7	7	N/A	91.7%	89.1%	88.7%

* This is based on patients treated on this contract for their most recent course of treatment. Figures in italics indicate the base number of FP17s or Patient Questionnaire responses are less than 100. N/A is shown where the base number of responses is less than 10 during the period. % is calculated as Quantity/Base number*100

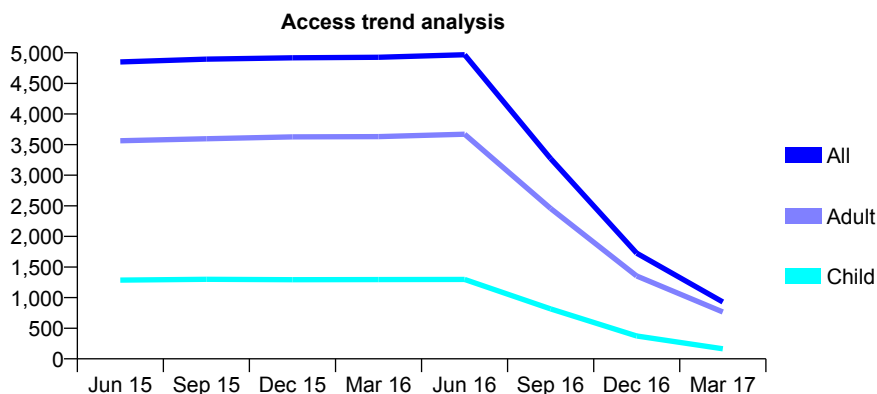
Q53 - Vital Signs At a Glance Contract Report for 986909/0001 - March 2017

Name or company name	MR JR JONES
Contract type name	GDS Contract
Purpose of contract	General
Contract start date	01/04/2006
Contract end date	30/06/2016

16/17 Contracted general activity (UDA)	3,551
Carry forward general activity (UDA)	0
16/17 Contracted orthodontic activity (UOA)	0
Carry forward orthodontic activity (UOA)	0
Baseline contract value	£75,949.50

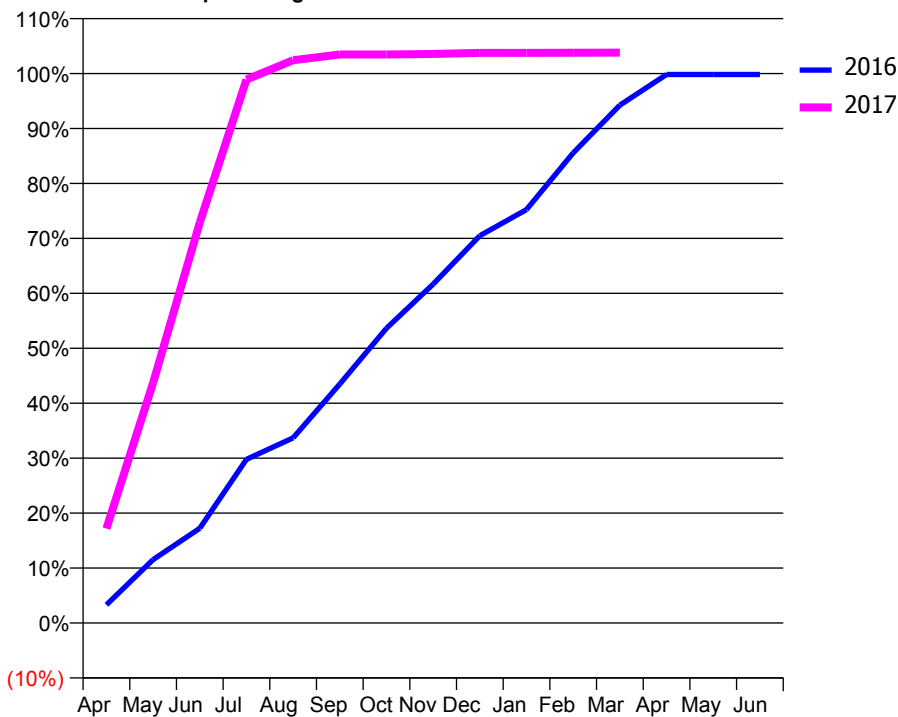
ACCESS*

Patients seen in 24 months	Total	Change since previous quarter
Quarter ending March 2016	4,926	
Quarter ending June 2016	4,968	→
Quarter ending September 2016	3,271	↓
Quarter ending December 2016	1,727	↓
Quarter ending March 2017	929	↓
Variance since March 2016	(81.1%)	↓



ACTIVITY

Cumulative percentage of contracted UDA delivered 2016 & 2017



Adjusted Scheduled Activity (UDA)

Month	2016	2017
April	470	610
May	1,638	1,553
June	2,450	2,588
July	4,231	3,512
August	4,786	3,637
September	6,179	3,674
October	7,618	3,674
November	8,760	3,677
December	10,012	3,684
January	10,686	3,684
February	12,152	3,685
March	13,383	3,686
April	14,178	
May	14,178	
June	14,178	

QUALITY

	Quantity	Base Number	Contract	AT	Region	England
% of FP17s for the same patient ID Re-attending within 3 months - Children	28	558	5.0%	9.9%	12.0%	12.3%
% of FP17s for the same patient ID Re-attending within 3 months - Adults	263	1,812	14.5%	13.6%	16.0%	16.7%
% of FP17s for the same patient ID Re-attending between 3 & 9 months - Children	363	558	65.1%	58.5%	58.8%	57.6%
% of FP17s for the same patient ID Re-attending between 3 & 9 months - Adults	1,035	1,812	57.1%	49.0%	51.2%	50.1%
% of FP17s for Band 1 Urgent Courses	51	1,957	2.6%	6.9%	8.0%	9.1%
% of FP17s Relating to Free Repair or Replacements	5	1,957	0.3%	0.8%	0.8%	0.8%
% of FP17s Relating to Continuations	82	1,957	4.2%	1.3%	1.2%	1.2%
% of Patients satisfied with the dentistry they have received	3	3	N/A	92.7%	92.7%	92.8%
% of Patients satisfied with the time they had to wait for an appointment	3	3	N/A	91.7%	89.1%	88.7%

* This is based on patients treated on this contract for their most recent course of treatment. Figures in italics indicate the base number of FP17s or Patient Questionnaire responses are less than 100. N/A is shown where the base number of responses is less than 10 during the period. % is calculated as Quantity/Base number*100

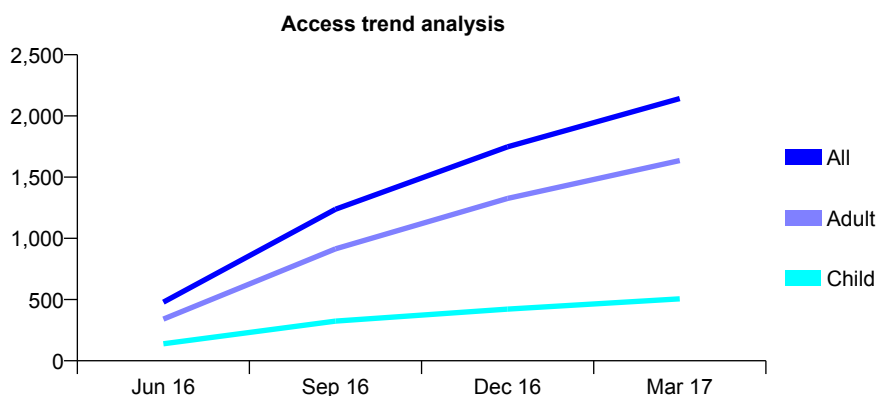
Q54 - Vital Signs At a Glance Contract Report for 100085/0000 - March 2017

Name or company name	Broadway Dental Suite
Contract type name	GDS Contract
Purpose of contract	General
Contract start date	01/04/2016
Contract end date	

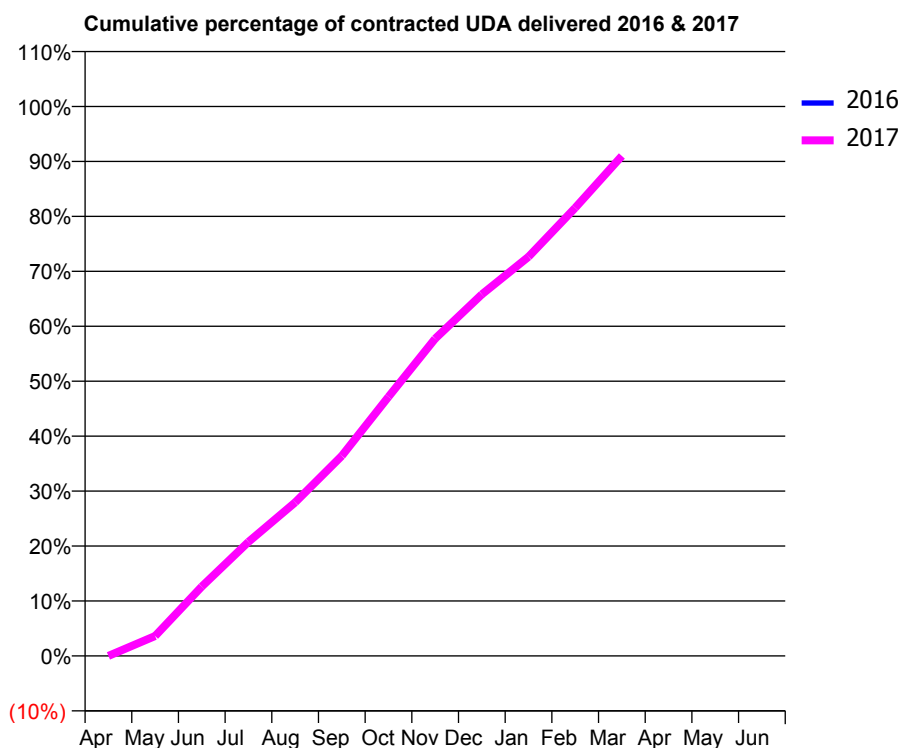
16/17 Contracted general activity (UDA)	11,239
Carry forward general activity (UDA)	0
16/17 Contracted orthodontic activity (UOA)	0
Carry forward orthodontic activity (UOA)	0
Baseline contract value	£368,786.10

ACCESS*

Patients seen in 24 months	Total	Change since previous quarter
Quarter ending March 2016	0	
Quarter ending June 2016	479	↑
Quarter ending September 2016	1,238	↑
Quarter ending December 2016	1,748	↑
Quarter ending March 2017	2,142	↑
Variance since March 2016	N/A	



ACTIVITY



Month	Adjusted Scheduled Activity (UDA)	
	2016	2017
April	0	0
May	0	406
June	0	1,420
July	0	2,333
August	0	3,140
September	0	4,091
October	0	5,300
November	0	6,490
December	0	7,394
January	0	8,164
February	0	9,167
March	0	10,227
April	0	
May	0	
June	0	

QUALITY

	Quantity	Base Number	Contract	AT	Region	England
% of FP17s for the same patient ID Re-attending within 3 months - Children	29	668	4.3%	10.0%	12.0%	12.3%
% of FP17s for the same patient ID Re-attending within 3 months - Adults	266	2,250	11.8%	15.4%	16.0%	16.7%
% of FP17s for the same patient ID Re-attending between 3 & 9 months - Children	93	668	13.9%	51.1%	58.8%	57.6%
% of FP17s for the same patient ID Re-attending between 3 & 9 months - Adults	270	2,250	12.0%	46.4%	51.2%	50.1%
% of FP17s for Band 1 Urgent Courses	297	2,918	10.2%	8.1%	8.0%	9.1%
% of FP17s Relating to Free Repair or Replacements	11	2,918	0.4%	0.7%	0.8%	0.8%
% of FP17s Relating to Continuations	10	2,918	0.3%	0.9%	1.2%	1.2%
% of Patients satisfied with the dentistry they have received	3	3	N/A	92.1%	92.7%	92.8%
% of Patients satisfied with the time they had to wait for an appointment	2	3	N/A	90.3%	89.1%	88.7%

* This is based on patients treated on this contract for their most recent course of treatment. Figures in italics indicate the base number of FP17s or Patient Questionnaire responses are less than 100. N/A is shown where the base number of responses is less than 10 during the period. % is calculated as Quantity/Base number*100

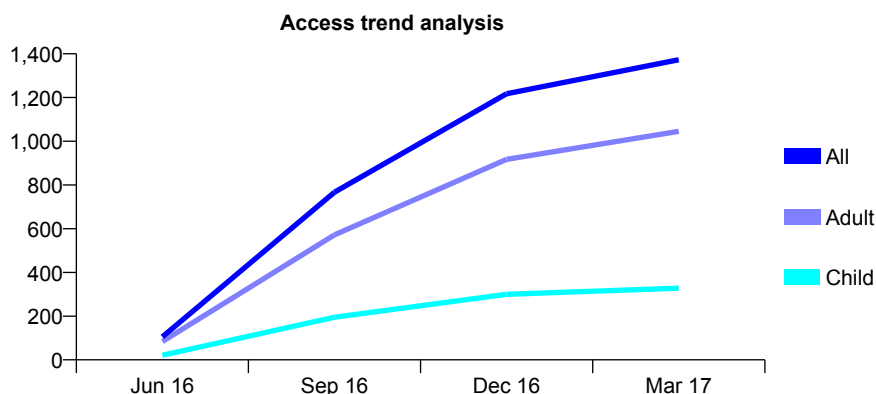
Q54 - Vital Signs At a Glance Contract Report for 100162/0000 - March 2017

Name or company name	MR MJ WARREN & MR JS JANDU
Contract type name	GDS Contract
Purpose of contract	General
Contract start date	01/06/2016
Contract end date	

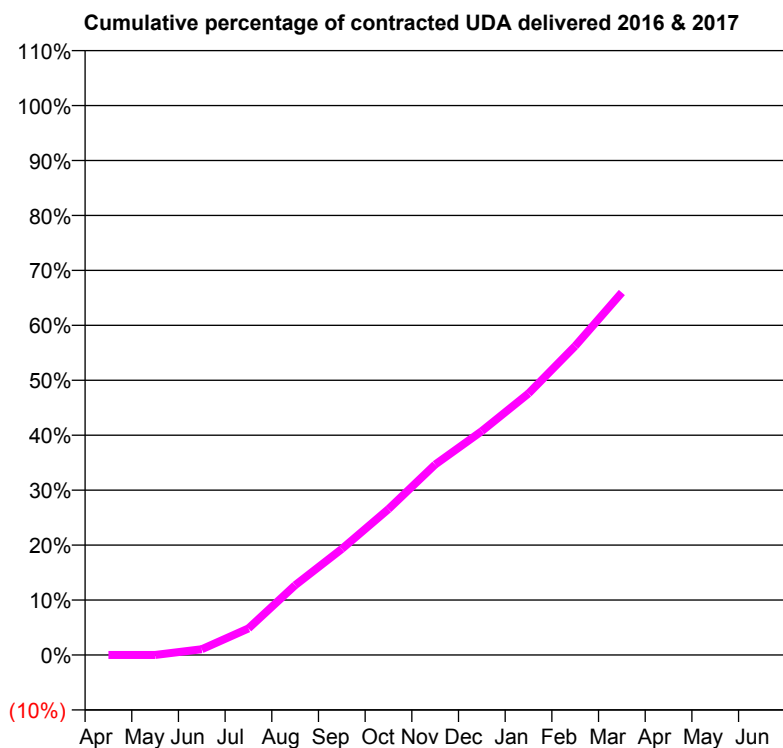
16/17 Contracted general activity (UDA)	6,000
Carry forward general activity (UDA)	0
16/17 Contracted orthodontic activity (UOA)	0
Carry forward orthodontic activity (UOA)	0
Baseline contract value	£127,659.48

ACCESS*

Patients seen in 24 months	Total	Change since previous quarter
Quarter ending March 2016	0	
Quarter ending June 2016	105	↑
Quarter ending September 2016	767	↑
Quarter ending December 2016	1,217	↑
Quarter ending March 2017	1,373	↑
Variance since March 2016	N/A	



ACTIVITY



Month	Adjusted Scheduled Activity (UDA)	
	2016	2017
April	0	0
May	0	0
June	0	64
July	0	291
August	0	762
September	0	1,158
October	0	1,593
November	0	2,081
December	0	2,445
January	0	2,856
February	0	3,374
March	0	3,958
April	0	
May	0	
June	0	

QUALITY

	Quantity	Base Number	Contract	AT	Region	England
% of FP17s for the same patient ID Re-attending within 3 months - Children	22	477	4.6%	10.0%	12.0%	12.3%
% of FP17s for the same patient ID Re-attending within 3 months - Adults	240	1,663	14.4%	15.4%	16.0%	16.7%
% of FP17s for the same patient ID Re-attending between 3 & 9 months - Children	108	477	22.6%	51.1%	58.8%	57.6%
% of FP17s for the same patient ID Re-attending between 3 & 9 months - Adults	362	1,663	21.8%	46.4%	51.2%	50.1%
% of FP17s for Band 1 Urgent Courses	102	2,140	4.8%	8.1%	8.0%	9.1%
% of FP17s Relating to Free Repair or Replacements	0	2,140	0.0%	0.7%	0.8%	0.8%
% of FP17s Relating to Continuations	88	2,140	4.1%	0.9%	1.2%	1.2%
% of Patients satisfied with the dentistry they have received	0	0	N/A	92.1%	92.7%	92.8%
% of Patients satisfied with the time they had to wait for an appointment	0	0	N/A	90.3%	89.1%	88.7%

* This is based on patients treated on this contract for their most recent course of treatment. Figures in italics indicate the base number of FP17s or Patient Questionnaire responses are less than 100. N/A is shown where the base number of responses is less than 10 during the period. % is calculated as Quantity/Base number*100

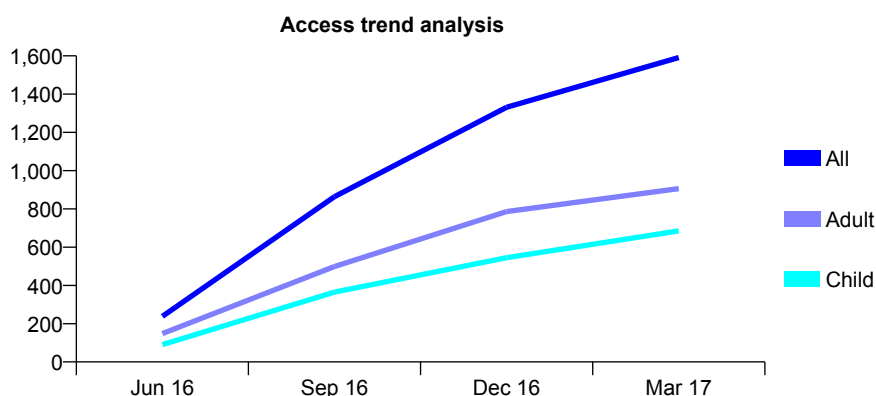
Q54 - Vital Signs At a Glance Contract Report for 100164/0000 - March 2017

Name or company name	Princes End Dental Practice
Contract type name	GDS Contract
Purpose of contract	General
Contract start date	01/06/2016
Contract end date	

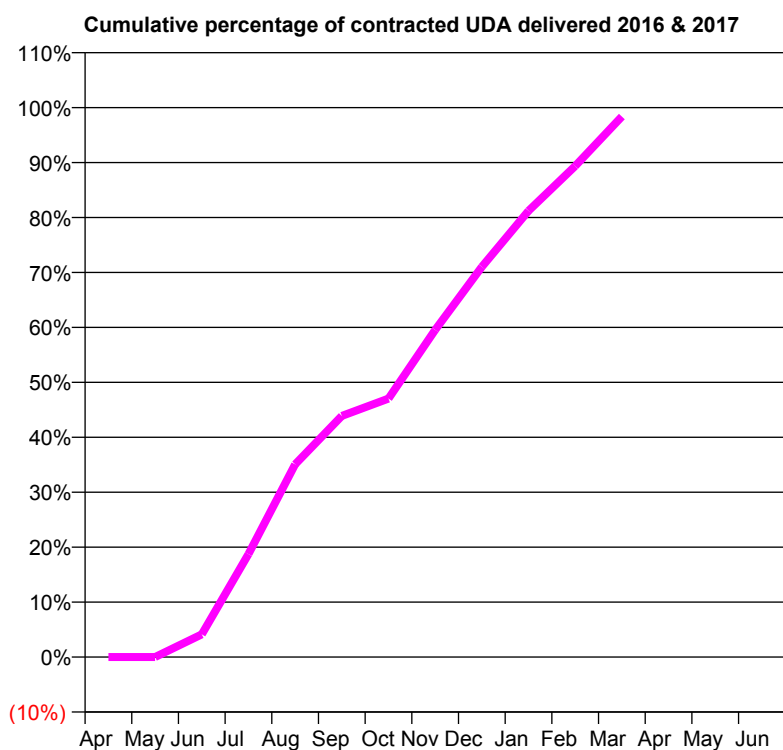
16/17 Contracted general activity (UDA)	6,088
Carry forward general activity (UDA)	0
16/17 Contracted orthodontic activity (UOA)	0
Carry forward orthodontic activity (UOA)	0
Baseline contract value	£146,419.97

ACCESS*

Patients seen in 24 months	Total	Change since previous quarter
Quarter ending March 2016	0	
Quarter ending June 2016	238	↑
Quarter ending September 2016	864	↑
Quarter ending December 2016	1,331	↑
Quarter ending March 2017	1,591	↑
Variance since March 2016	N/A	



ACTIVITY



Month	Adjusted Scheduled Activity (UDA)	
	2016	2017
April	0	0
May	0	0
June	0	251
July	0	1,141
August	0	2,135
September	0	2,672
October	0	2,863
November	0	3,624
December	0	4,323
January	0	4,944
February	0	5,440
March	0	5,988
April	0	
May	0	
June	0	

QUALITY

	Quantity	Base Number	Contract	AT	Region	England
% of FP17s for the same patient ID Re-attending within 3 months - Children	52	997	5.2%	10.0%	12.0%	12.3%
% of FP17s for the same patient ID Re-attending within 3 months - Adults	112	1,278	8.8%	15.4%	16.0%	16.7%
% of FP17s for the same patient ID Re-attending between 3 & 9 months - Children	201	997	20.2%	51.1%	58.8%	57.6%
% of FP17s for the same patient ID Re-attending between 3 & 9 months - Adults	200	1,278	15.6%	46.4%	51.2%	50.1%
% of FP17s for Band 1 Urgent Courses	127	2,275	5.6%	8.1%	8.0%	9.1%
% of FP17s Relating to Free Repair or Replacements	3	2,275	0.1%	0.7%	0.8%	0.8%
% of FP17s Relating to Continuations	11	2,275	0.5%	0.9%	1.2%	1.2%
% of Patients satisfied with the dentistry they have received	2	2	N/A	92.1%	92.7%	92.8%
% of Patients satisfied with the time they had to wait for an appointment	2	2	N/A	90.3%	89.1%	88.7%

* This is based on patients treated on this contract for their most recent course of treatment. Figures in italics indicate the base number of FP17s or Patient Questionnaire responses are less than 100. N/A is shown where the base number of responses is less than 10 during the period. % is calculated as Quantity/Base number*100

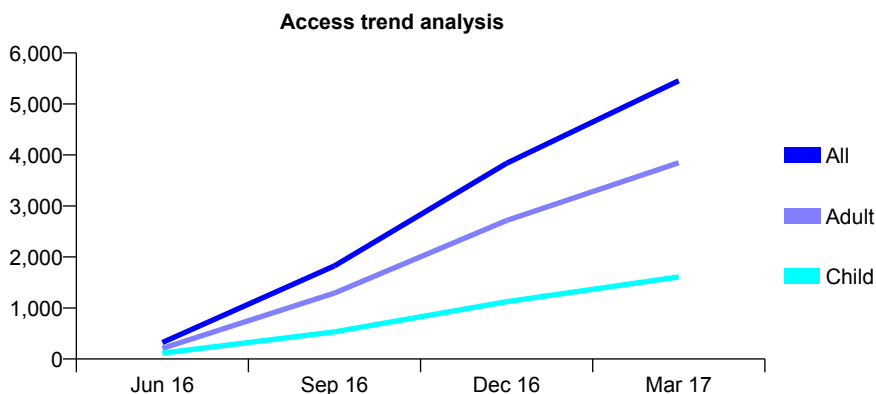
Q54 - Vital Signs At a Glance Contract Report for 100165/0000 - March 2017

Name or company name	Family Dental Centre Partnership
Contract type name	GDS Contract
Purpose of contract	General
Contract start date	01/06/2016
Contract end date	

16/17 Contracted general activity (UDA)	15,551
Carry forward general activity (UDA)	0
16/17 Contracted orthodontic activity (UOA)	0
Carry forward orthodontic activity (UOA)	0
Baseline contract value	£416,643.21

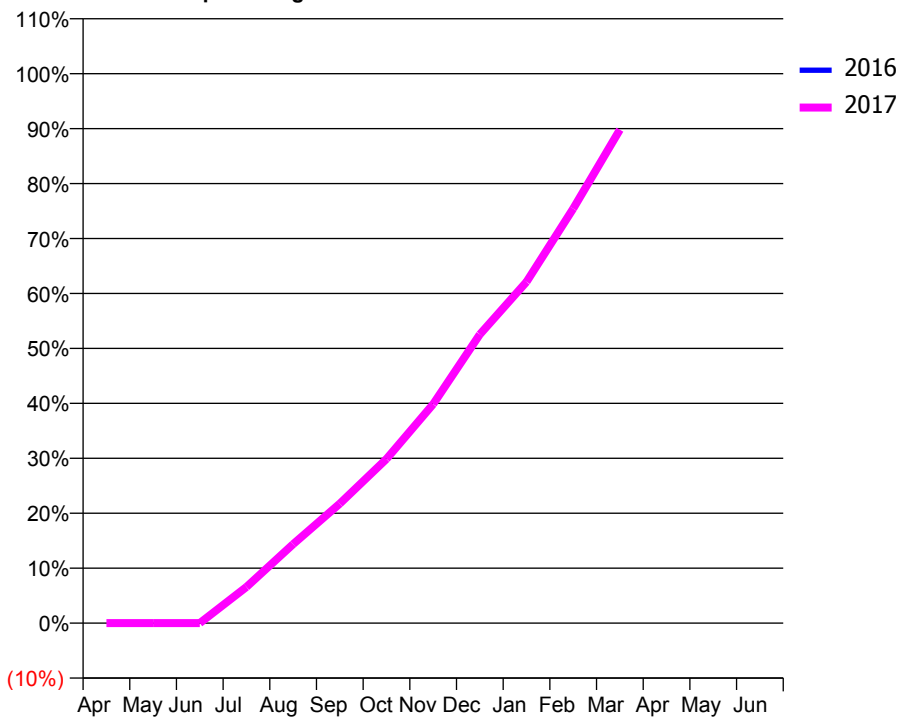
ACCESS*

Patients seen in 24 months	Total	Change since previous quarter
Quarter ending March 2016	0	
Quarter ending June 2016	322	↑
Quarter ending September 2016	1,825	↑
Quarter ending December 2016	3,837	↑
Quarter ending March 2017	5,456	↑
Variance since March 2016	N/A	



ACTIVITY

Cumulative percentage of contracted UDA delivered 2016 & 2017



Month	Adjusted Scheduled Activity (UDA)	
	2016	2017
April	0	0
May	0	0
June	0	0
July	0	1,025
August	0	2,235
September	0	3,385
October	0	4,648
November	0	6,199
December	0	8,173
January	0	9,659
February	0	11,729
March	0	13,966
April	0	
May	0	
June	0	

QUALITY

	Quantity	Base Number	Contract	AT	Region	England
% of FP17s for the same patient ID Re-attending within 3 months - Children	104	1,977	5.3%	10.0%	12.0%	12.3%
% of FP17s for the same patient ID Re-attending within 3 months - Adults	486	5,045	9.6%	15.4%	16.0%	16.7%
% of FP17s for the same patient ID Re-attending between 3 & 9 months - Children	219	1,977	11.1%	51.1%	58.8%	57.6%
% of FP17s for the same patient ID Re-attending between 3 & 9 months - Adults	725	5,045	14.4%	46.4%	51.2%	50.1%
% of FP17s for Band 1 Urgent Courses	320	6,727	4.8%	8.1%	8.0%	9.1%
% of FP17s Relating to Free Repair or Replacements	35	6,727	0.5%	0.7%	0.8%	0.8%
% of FP17s Relating to Continuations	105	6,727	1.6%	0.9%	1.2%	1.2%
% of Patients satisfied with the dentistry they have received	6	6	N/A	92.1%	92.7%	92.8%
% of Patients satisfied with the time they had to wait for an appointment	6	6	N/A	90.3%	89.1%	88.7%

* This is based on patients treated on this contract for their most recent course of treatment. Figures in italics indicate the base number of FP17s or Patient Questionnaire responses are less than 100. N/A is shown where the base number of responses is less than 10 during the period. % is calculated as Quantity/Base number*100

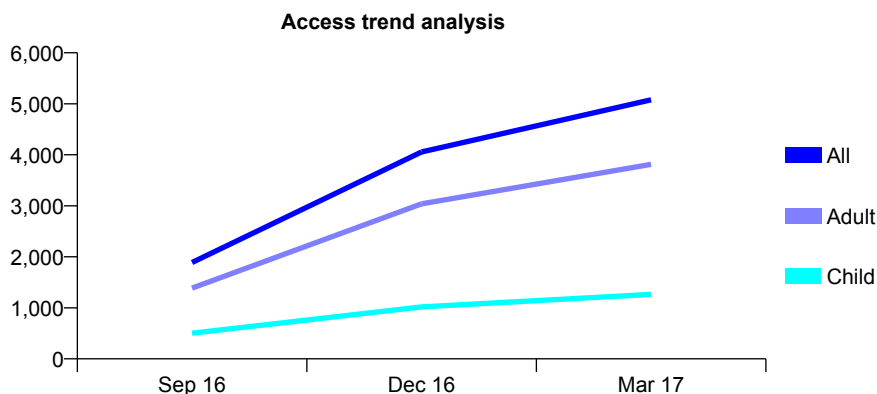
Q54 - Vital Signs At a Glance Contract Report for 100173/0000 - March 2017

Name or company name	Hilltop Dental Spa
Contract type name	GDS Contract
Purpose of contract	General
Contract start date	01/07/2016
Contract end date	

16/17 Contracted general activity (UDA)	16,931
Carry forward general activity (UDA)	0
16/17 Contracted orthodontic activity (UOA)	0
Carry forward orthodontic activity (UOA)	0
Baseline contract value	£470,653.26

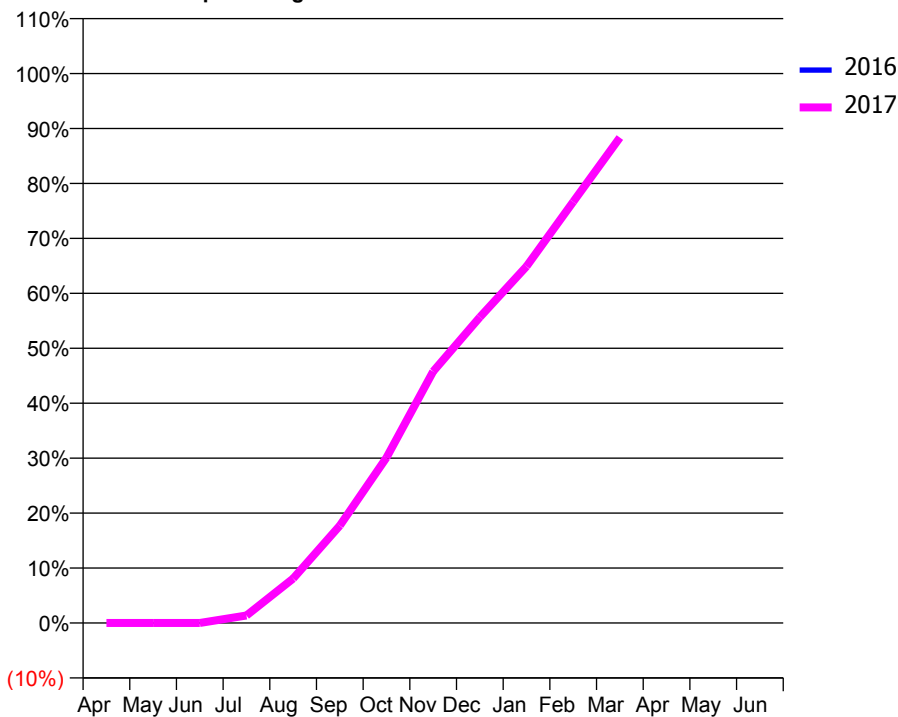
ACCESS*

Patients seen in 24 months	Total	Change since previous quarter
Quarter ending March 2016	0	
Quarter ending June 2016	0	
Quarter ending September 2016	1,890	↑
Quarter ending December 2016	4,057	↑
Quarter ending March 2017	5,079	↑
Variance since March 2016	N/A	



ACTIVITY

Cumulative percentage of contracted UDA delivered 2016 & 2017



Month	Adjusted Scheduled Activity (UDA)	
	2016	2017
April	0	0
May	0	0
June	0	0
July	0	232
August	0	1,369
September	0	3,003
October	0	5,098
November	0	7,749
December	0	9,423
January	0	10,987
February	0	12,976
March	0	14,956
April	0	
May	0	
June	0	

QUALITY

	Quantity	Base Number	Contract	AT	Region	England
% of FP17s for the same patient ID Re-attending within 3 months - Children	107	1,714	6.2%	10.0%	12.0%	12.3%
% of FP17s for the same patient ID Re-attending within 3 months - Adults	636	5,220	12.2%	15.4%	16.0%	16.7%
% of FP17s for the same patient ID Re-attending between 3 & 9 months - Children	275	1,714	16.0%	51.1%	58.8%	57.6%
% of FP17s for the same patient ID Re-attending between 3 & 9 months - Adults	681	5,220	13.0%	46.4%	51.2%	50.1%
% of FP17s for Band 1 Urgent Courses	295	6,934	4.3%	8.1%	8.0%	9.1%
% of FP17s Relating to Free Repair or Replacements	58	6,934	0.8%	0.7%	0.8%	0.8%
% of FP17s Relating to Continuations	167	6,934	2.4%	0.9%	1.2%	1.2%
% of Patients satisfied with the dentistry they have received	7	8	N/A	92.1%	92.7%	92.8%
% of Patients satisfied with the time they had to wait for an appointment	8	8	N/A	90.3%	89.1%	88.7%

* This is based on patients treated on this contract for their most recent course of treatment. Figures in italics indicate the base number of FP17s or Patient Questionnaire responses are less than 100. N/A is shown where the base number of responses is less than 10 during the period. % is calculated as Quantity/Base number*100

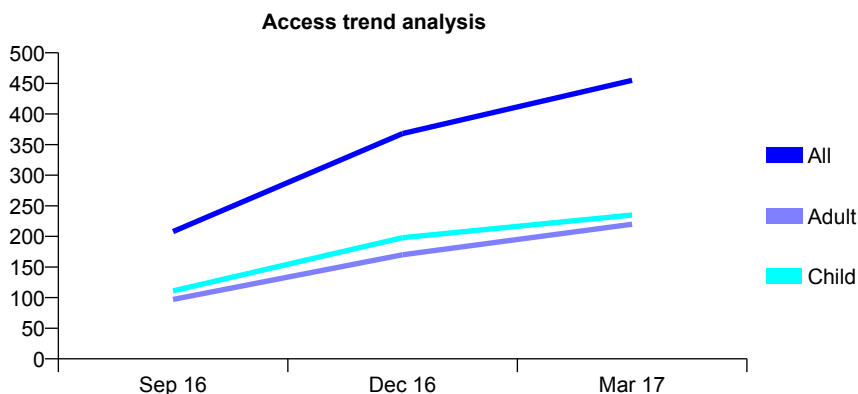
Q54 - Vital Signs At a Glance Contract Report for 100176/0000 - March 2017

Name or company name	Mr S Merali
Contract type name	GDS Contract
Purpose of contract	General
Contract start date	01/07/2016
Contract end date	

16/17 Contracted general activity (UDA)	1,753
Carry forward general activity (UDA)	0
16/17 Contracted orthodontic activity (UOA)	0
Carry forward orthodontic activity (UOA)	0
Baseline contract value	£40,078.43

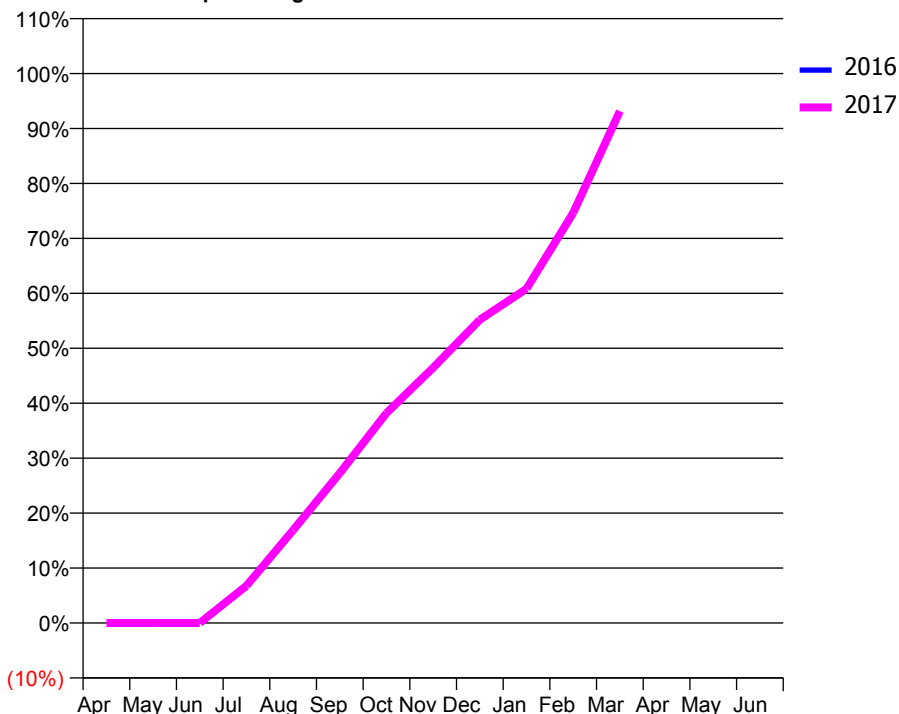
ACCESS*

Patients seen in 24 months	Total	Change since previous quarter
Quarter ending March 2016	0	
Quarter ending June 2016	0	
Quarter ending September 2016	208	↑
Quarter ending December 2016	368	↑
Quarter ending March 2017	455	↑
Variance since March 2016	N/A	



ACTIVITY

Cumulative percentage of contracted UDA delivered 2016 & 2017



Adjusted Scheduled Activity (UDA)

Month	2016	2017
April	0	0
May	0	0
June	0	0
July	0	119
August	0	296
September	0	478
October	0	670
November	0	814
December	0	967
January	0	1,066
February	0	1,308
March	0	1,633
April	0	
May	0	
June	0	

QUALITY

	Quantity	Base Number	Contract	AT	Region	England
% of FP17s for the same patient ID Re-attending within 3 months - Children	14	313	4.5%	10.0%	12.0%	12.3%
% of FP17s for the same patient ID Re-attending within 3 months - Adults	44	316	13.9%	15.4%	16.0%	16.7%
% of FP17s for the same patient ID Re-attending between 3 & 9 months - Children	43	313	13.7%	51.1%	58.8%	57.6%
% of FP17s for the same patient ID Re-attending between 3 & 9 months - Adults	42	316	13.3%	46.4%	51.2%	50.1%
% of FP17s for Band 1 Urgent Courses	50	629	7.9%	8.1%	8.0%	9.1%
% of FP17s Relating to Free Repair or Replacements	1	629	0.2%	0.7%	0.8%	0.8%
% of FP17s Relating to Continuations	1	629	0.2%	0.9%	1.2%	1.2%
% of Patients satisfied with the dentistry they have received	3	3	N/A	92.1%	92.7%	92.8%
% of Patients satisfied with the time they had to wait for an appointment	3	3	N/A	90.3%	89.1%	88.7%

* This is based on patients treated on this contract for their most recent course of treatment. Figures in italics indicate the base number of FP17s or Patient Questionnaire responses are less than 100. N/A is shown where the base number of responses is less than 10 during the period. % is calculated as Quantity/Base number*100

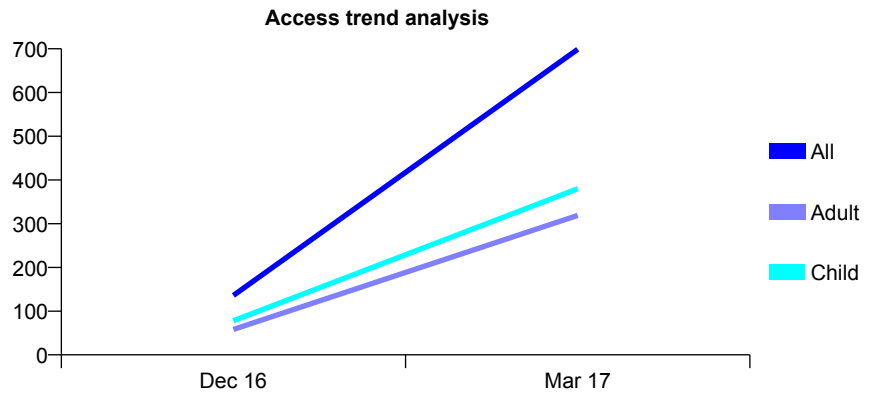
Q54 - Vital Signs At a Glance Contract Report for 100227/0000 - March 2017

Name or company name	Wolverhampton Community Dental Service
Contract type name	PDS Contract
Purpose of contract	General
Contract start date	01/11/2016
Contract end date	31/03/2017

16/17 Contracted general activity (UDA)	1,875
Carry forward general activity (UDA)	0
16/17 Contracted orthodontic activity (UOA)	0
Carry forward orthodontic activity (UOA)	0
Baseline contract value	£0.00

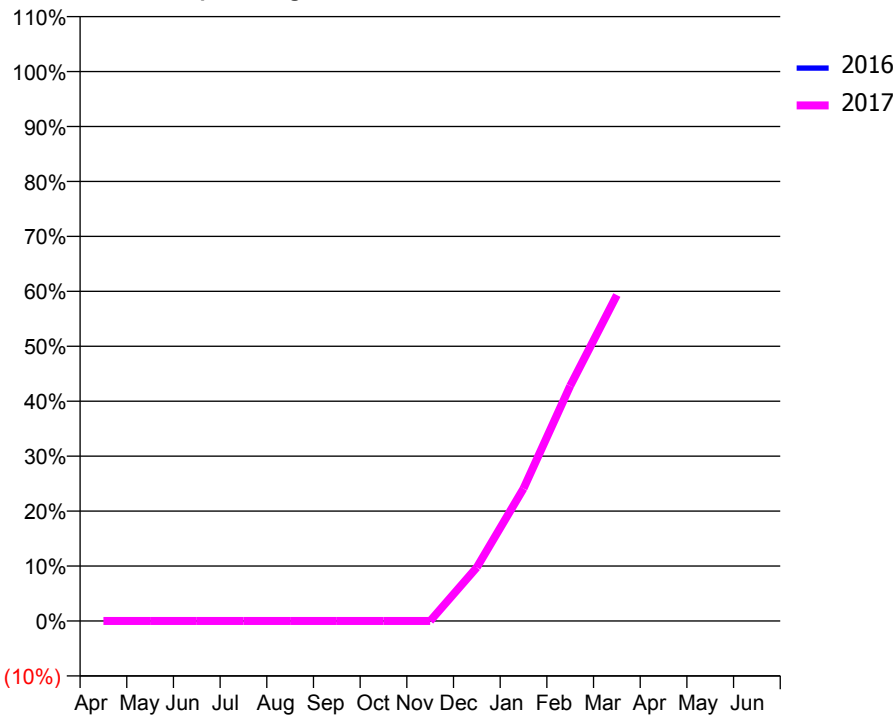
ACCESS*

Patients seen in 24 months	Total	Change since previous quarter
Quarter ending March 2016	0	
Quarter ending June 2016	0	
Quarter ending September 2016	0	
Quarter ending December 2016	136	↑
Quarter ending March 2017	699	↑
Variance since March 2016	N/A	



ACTIVITY

Cumulative percentage of contracted UDA delivered 2016 & 2017



Month	Adjusted Scheduled Activity (UDA)	
	2016	2017
April	0	0
May	0	0
June	0	0
July	0	0
August	0	0
September	0	0
October	0	0
November	0	0
December	0	183
January	0	452
February	0	803
March	0	1,112
April	0	
May	0	
June	0	

QUALITY

	Quantity	Base Number	Contract	AT	Region	England
% of FP17s for the same patient ID Re-attending within 3 months - Children	7	372	1.9%	10.0%	12.0%	12.3%
% of FP17s for the same patient ID Re-attending within 3 months - Adults	5	308	1.6%	15.4%	16.0%	16.7%
% of FP17s for the same patient ID Re-attending between 3 & 9 months - Children	0	372	0.0%	51.1%	58.8%	57.6%
% of FP17s for the same patient ID Re-attending between 3 & 9 months - Adults	1	308	0.3%	46.4%	51.2%	50.1%
% of FP17s for Band 1 Urgent Courses	71	680	10.4%	8.1%	8.0%	9.1%
% of FP17s Relating to Free Repair or Replacements	0	680	0.0%	0.7%	0.8%	0.8%
% of FP17s Relating to Continuations	0	680	0.0%	0.9%	1.2%	1.2%
% of Patients satisfied with the dentistry they have received	0	0	N/A	92.1%	92.7%	92.8%
% of Patients satisfied with the time they had to wait for an appointment	0	0	N/A	90.3%	89.1%	88.7%

* This is based on patients treated on this contract for their most recent course of treatment. Figures in italics indicate the base number of FP17s or Patient Questionnaire responses are less than 100. N/A is shown where the base number of responses is less than 10 during the period. % is calculated as Quantity/Base number*100


Q54 - Vital Signs At a Glance Contract Report for 100267/0000 - March 2017

Name or company name	Dudley Road Dental Practice
Contract type name	GDS Contract
Purpose of contract	General
Contract start date	01/02/2017
Contract end date	

16/17 Contracted general activity (UDA)	5,570
Carry forward general activity (UDA)	0
16/17 Contracted orthodontic activity (UOA)	0
Carry forward orthodontic activity (UOA)	0
Baseline contract value	£148,136.66

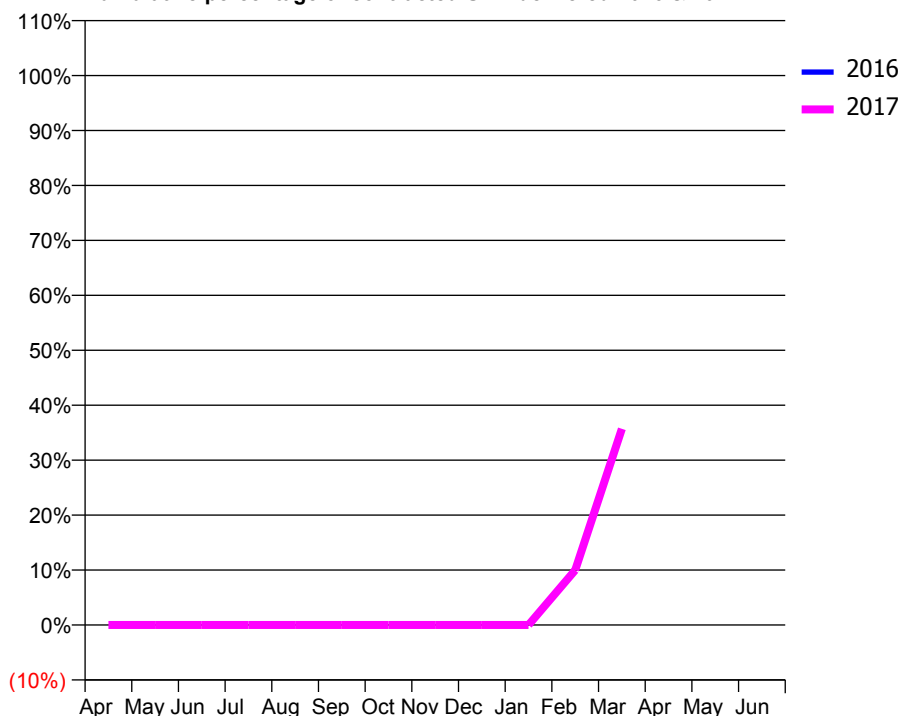
ACCESS*

Patients seen in 24 months	Total	Change since previous quarter
Quarter ending March 2016	0	
Quarter ending June 2016	0	
Quarter ending September 2016	0	
Quarter ending December 2016	0	
Quarter ending March 2017	999	
Variance since March 2016	N/A	



ACTIVITY

Cumulative percentage of contracted UDA delivered 2016 & 2017



Month	Adjusted Scheduled Activity (UDA)	
	2016	2017
April	0	0
May	0	0
June	0	0
July	0	0
August	0	0
September	0	0
October	0	0
November	0	0
December	0	0
January	0	0
February	0	557
March	0	1,989
April	0	
May	0	
June	0	

QUALITY

	Quantity	Base Number	Contract	AT	Region	England
% of FP17s for the same patient ID Re-attending within 3 months - Children	1	442	0.2%	10.0%	12.0%	12.3%
% of FP17s for the same patient ID Re-attending within 3 months - Adults	2	576	0.3%	15.4%	16.0%	16.7%
% of FP17s for the same patient ID Re-attending between 3 & 9 months - Children	0	442	0.0%	51.1%	58.8%	57.6%
% of FP17s for the same patient ID Re-attending between 3 & 9 months - Adults	0	576	0.0%	46.4%	51.2%	50.1%
% of FP17s for Band 1 Urgent Courses	42	1,018	4.1%	8.1%	8.0%	9.1%
% of FP17s Relating to Free Repair or Replacements	3	1,018	0.3%	0.7%	0.8%	0.8%
% of FP17s Relating to Continuations	1	1,018	0.1%	0.9%	1.2%	1.2%
% of Patients satisfied with the dentistry they have received	0	0	N/A	92.1%	92.7%	92.8%
% of Patients satisfied with the time they had to wait for an appointment	0	0	N/A	90.3%	89.1%	88.7%

* This is based on patients treated on this contract for their most recent course of treatment. Figures in italics indicate the base number of FP17s or Patient Questionnaire responses are less than 100. N/A is shown where the base number of responses is less than 10 during the period. % is calculated as Quantity/Base number*100

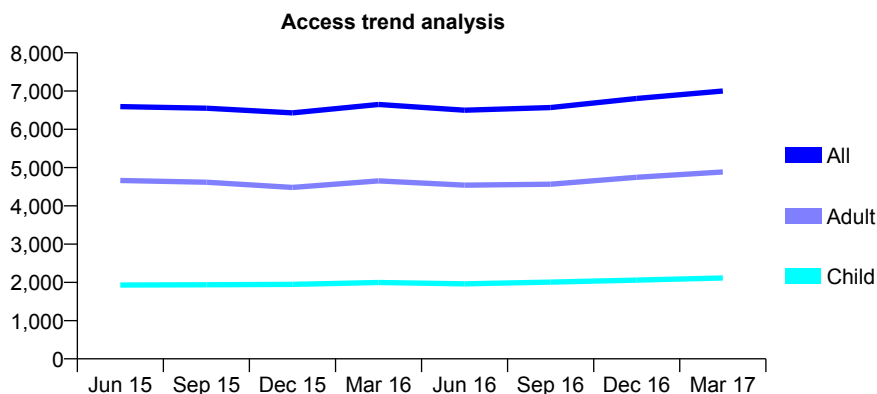
Q54 - Vital Signs At a Glance Contract Report for 101281/0126 - March 2017

Name or company name	OASIS DENTAL CARE LTD
Contract type name	GDS Contract
Purpose of contract	General
Contract start date	01/04/2006
Contract end date	

16/17 Contracted general activity (UDA)	21,700
Carry forward general activity (UDA)	460
16/17 Contracted orthodontic activity (UOA)	0
Carry forward orthodontic activity (UOA)	0
Baseline contract value	£469,390.47

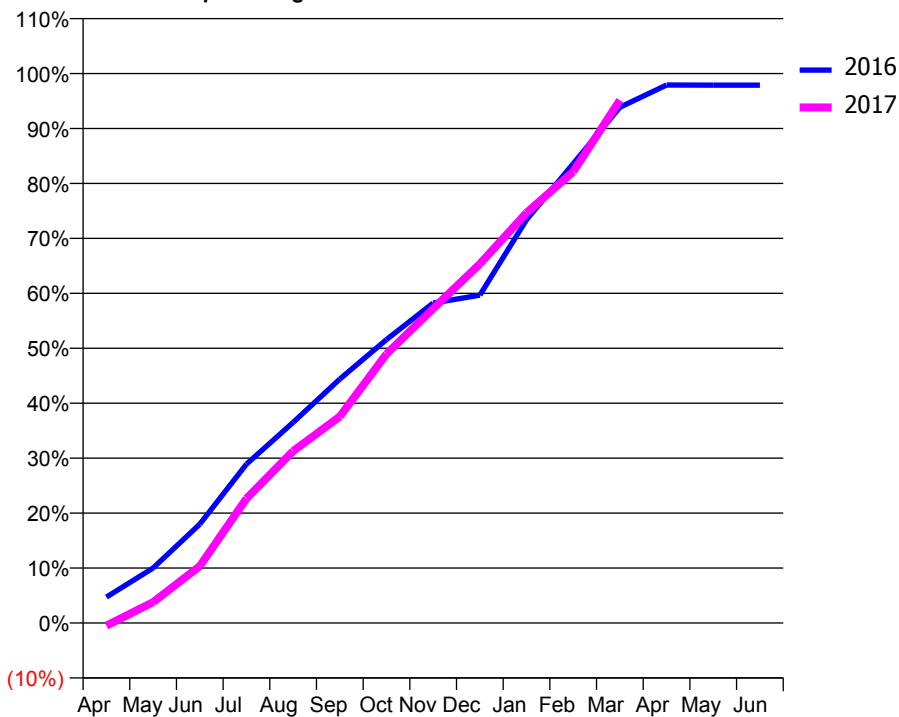
ACCESS*

Patients seen in 24 months	Total	Change since previous quarter
Quarter ending March 2016	6,649	
Quarter ending June 2016	6,501	↓
Quarter ending September 2016	6,570	→
Quarter ending December 2016	6,806	↑
Quarter ending March 2017	7,000	↑
Variance since March 2016	5.3%	↑



ACTIVITY

Cumulative percentage of contracted UDA delivered 2016 & 2017



Month	Adjusted Scheduled Activity (UDA)	
	2016	2017
April	1,023	-110
May	2,172	826
June	3,904	2,244
July	6,275	4,916
August	7,924	6,792
September	9,636	8,153
October	11,195	10,623
November	12,634	12,414
December	12,948	14,179
January	15,927	16,202
February	18,138	17,820
March	20,365	20,645
April	21,244	
May	21,240	
June	21,240	

QUALITY

	Quantity	Base Number	Contract	AT	Region	England
% of FP17s for the same patient ID Re-attending within 3 months - Children	181	2,483	7.3%	10.0%	12.0%	12.3%
% of FP17s for the same patient ID Re-attending within 3 months - Adults	1,093	5,884	18.6%	15.4%	16.0%	16.7%
% of FP17s for the same patient ID Re-attending between 3 & 9 months - Children	1,030	2,483	41.5%	51.1%	58.8%	57.6%
% of FP17s for the same patient ID Re-attending between 3 & 9 months - Adults	2,140	5,884	36.4%	46.4%	51.2%	50.1%
% of FP17s for Band 1 Urgent Courses	818	8,043	10.2%	8.1%	8.0%	9.1%
% of FP17s Relating to Free Repair or Replacements	51	8,043	0.6%	0.7%	0.8%	0.8%
% of FP17s Relating to Continuations	201	8,043	2.5%	0.9%	1.2%	1.2%
% of Patients satisfied with the dentistry they have received	4	4	N/A	92.1%	92.7%	92.8%
% of Patients satisfied with the time they had to wait for an appointment	4	4	N/A	90.3%	89.1%	88.7%

* This is based on patients treated on this contract for their most recent course of treatment. Figures in italics indicate the base number of FP17s or Patient Questionnaire responses are less than 100. N/A is shown where the base number of responses is less than 10 during the period. % is calculated as Quantity/Base number*100

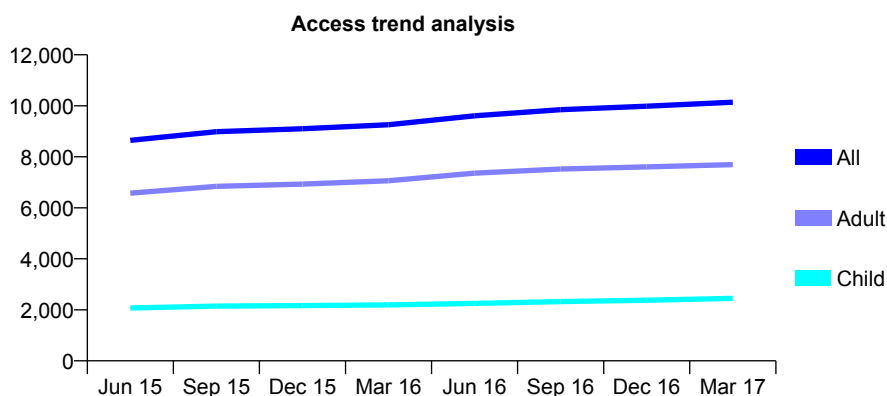
Q54 - Vital Signs At a Glance Contract Report for 101281/0176 - March 2017

Name or company name	OASIS DENTAL CARE LTD
Contract type name	GDS Contract
Purpose of contract	General
Contract start date	27/12/2007
Contract end date	

16/17 Contracted general activity (UDA)	29,000
Carry forward general activity (UDA)	0
16/17 Contracted orthodontic activity (UOA)	0
Carry forward orthodontic activity (UOA)	0
Baseline contract value	£572,032.79

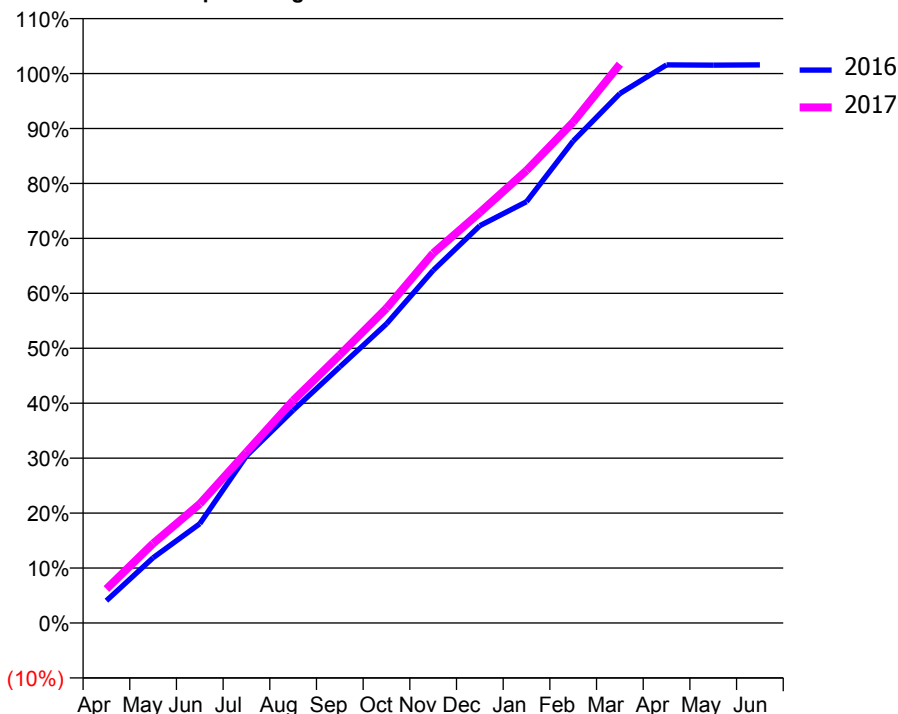
ACCESS*

Patients seen in 24 months	Total	Change since previous quarter
Quarter ending March 2016	9,255	
Quarter ending June 2016	9,608	↑
Quarter ending September 2016	9,846	↑
Quarter ending December 2016	9,982	→
Quarter ending March 2017	10,143	→
Variance since March 2016	9.6%	↑



ACTIVITY

Cumulative percentage of contracted UDA delivered 2016 & 2017



Month	Adjusted Scheduled Activity (UDA)	
	2016	2017
April	1,135	1,801
May	3,327	4,198
June	5,058	6,286
July	8,517	9,016
August	10,841	11,740
September	13,050	14,147
October	15,243	16,615
November	17,969	19,515
December	20,247	21,663
January	21,468	23,879
February	24,557	26,438
March	26,977	29,490
April	28,437	
May	28,424	
June	28,436	

QUALITY

	Quantity	Base Number	Contract	AT	Region	England
% of FP17s for the same patient ID Re-attending within 3 months - Children	243	3,378	7.2%	10.0%	12.0%	12.3%
% of FP17s for the same patient ID Re-attending within 3 months - Adults	1,512	10,295	14.7%	15.4%	16.0%	16.7%
% of FP17s for the same patient ID Re-attending between 3 & 9 months - Children	1,752	3,378	51.9%	51.1%	58.8%	57.6%
% of FP17s for the same patient ID Re-attending between 3 & 9 months - Adults	5,061	10,295	49.2%	46.4%	51.2%	50.1%
% of FP17s for Band 1 Urgent Courses	1,097	13,027	8.4%	8.1%	8.0%	9.1%
% of FP17s Relating to Free Repair or Replacements	111	13,027	0.9%	0.7%	0.8%	0.8%
% of FP17s Relating to Continuations	207	13,027	1.6%	0.9%	1.2%	1.2%
% of Patients satisfied with the dentistry they have received	20	24	83.3%	92.1%	92.7%	92.8%
% of Patients satisfied with the time they had to wait for an appointment	24	24	100.0%	90.3%	89.1%	88.7%

* This is based on patients treated on this contract for their most recent course of treatment. Figures in italics indicate the base number of FP17s or Patient Questionnaire responses are less than 100. N/A is shown where the base number of responses is less than 10 during the period. % is calculated as Quantity/Base number*100

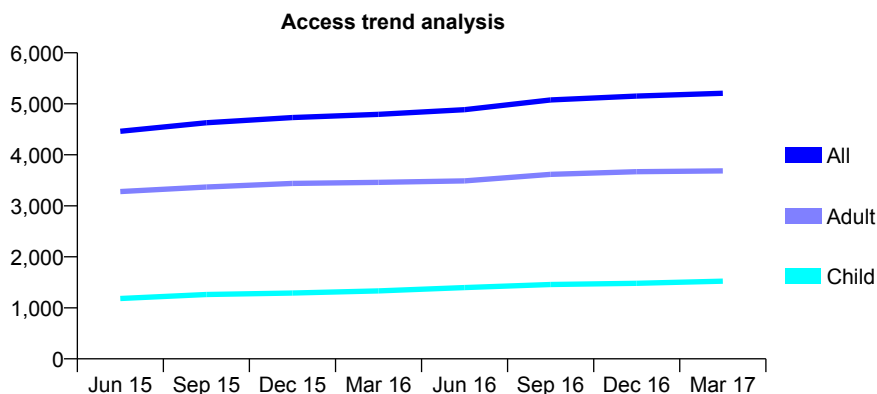
Q54 - Vital Signs At a Glance Contract Report for 101281/0228 - March 2017

Name or company name	OASIS DENTAL CARE LTD
Contract type name	PDS Plus Contract
Purpose of contract	General
Contract start date	24/10/2010
Contract end date	31/10/2020

16/17 Contracted general activity (UDA)	14,250
Carry forward general activity (UDA)	-169
16/17 Contracted orthodontic activity (UOA)	0
Carry forward orthodontic activity (UOA)	0
Baseline contract value	£219,404.43

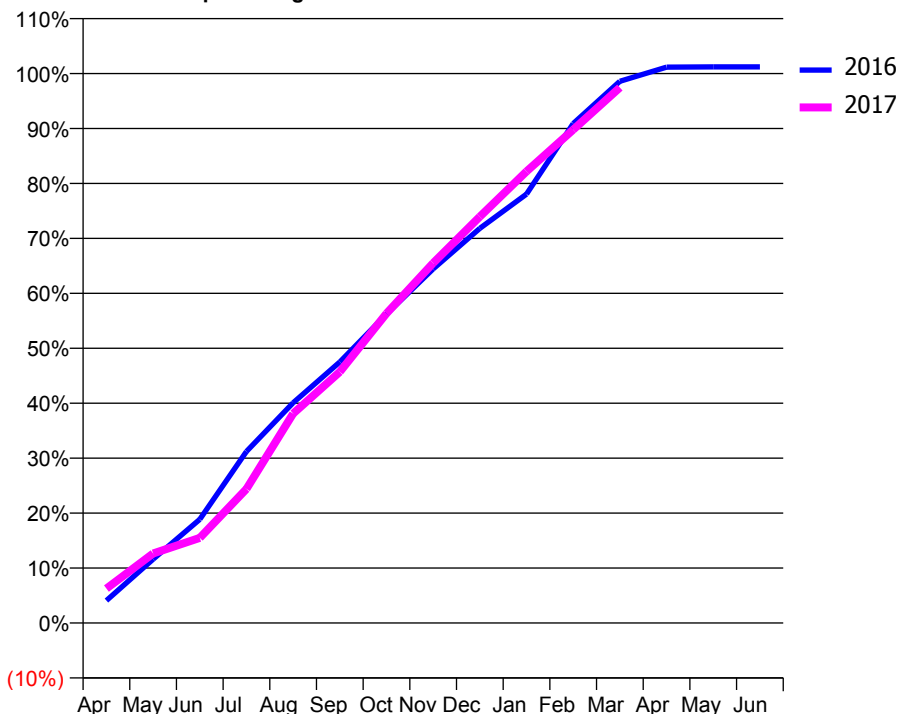
ACCESS*

Patients seen in 24 months	Total	Change since previous quarter
Quarter ending March 2016	4,793	
Quarter ending June 2016	4,885	→
Quarter ending September 2016	5,076	↑
Quarter ending December 2016	5,152	→
Quarter ending March 2017	5,207	→
Variance since March 2016	8.6%	↑



ACTIVITY

Cumulative percentage of contracted UDA delivered 2016 & 2017



Month	Adjusted Scheduled Activity (UDA)	
	2016	2017
April	577	893
May	1,639	1,803
June	2,663	2,208
July	4,403	3,477
August	5,651	5,430
September	6,701	6,512
October	7,928	8,029
November	9,089	9,335
December	10,129	10,539
January	11,008	11,709
February	12,821	12,793
March	13,907	13,885
April	14,270	
May	14,274	
June	14,274	

QUALITY

	Quantity	Base Number	Contract	AT	Region	England
% of FP17s for the same patient ID Re-attending within 3 months - Children	156	1,817	8.6%	10.0%	12.0%	12.3%
% of FP17s for the same patient ID Re-attending within 3 months - Adults	783	4,205	18.6%	15.4%	16.0%	16.7%
% of FP17s for the same patient ID Re-attending between 3 & 9 months - Children	839	1,817	46.2%	51.1%	58.8%	57.6%
% of FP17s for the same patient ID Re-attending between 3 & 9 months - Adults	1,543	4,205	36.7%	46.4%	51.2%	50.1%
% of FP17s for Band 1 Urgent Courses	906	5,852	15.5%	8.1%	8.0%	9.1%
% of FP17s Relating to Free Repair or Replacements	49	5,852	0.8%	0.7%	0.8%	0.8%
% of FP17s Relating to Continuations	110	5,852	1.9%	0.9%	1.2%	1.2%
% of Patients satisfied with the dentistry they have received	14	14	100.0%	92.1%	92.7%	92.8%
% of Patients satisfied with the time they had to wait for an appointment	13	14	92.9%	90.3%	89.1%	88.7%

* This is based on patients treated on this contract for their most recent course of treatment. Figures in italics indicate the base number of FP17s or Patient Questionnaire responses are less than 100. N/A is shown where the base number of responses is less than 10 during the period. % is calculated as Quantity/Base number*100

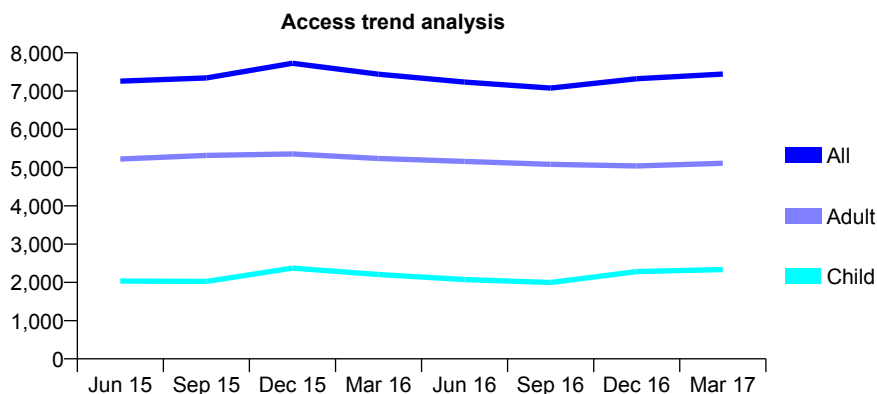
Q54 - Vital Signs At a Glance Contract Report for 101362/0025 - March 2017

Name or company name	Rodericks Dental Limited
Contract type name	GDS Contract
Purpose of contract	General
Contract start date	01/09/2009
Contract end date	

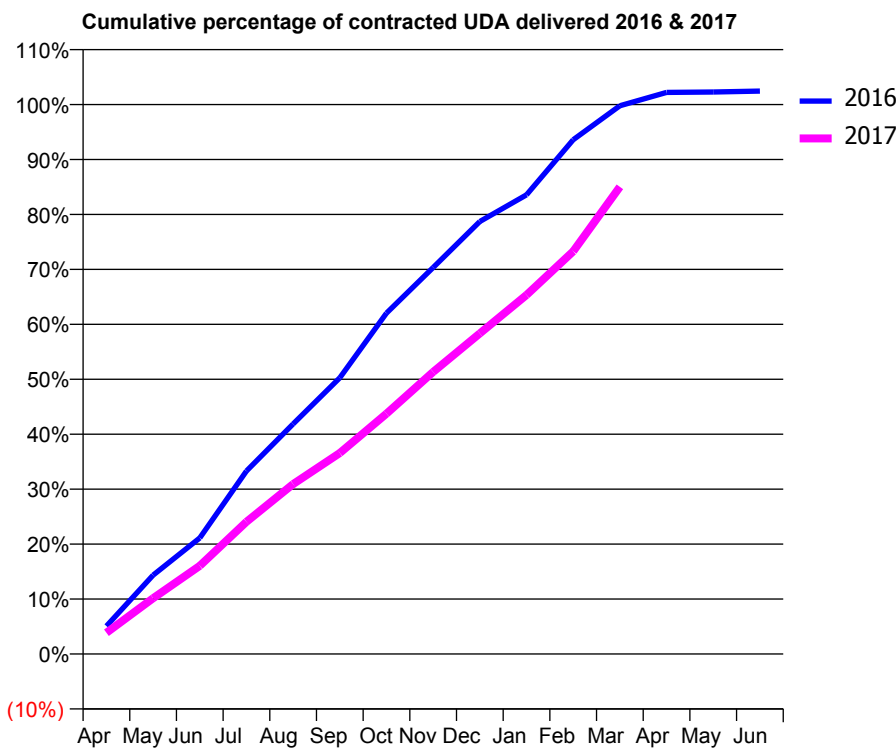
16/17 Contracted general activity (UDA)	20,000
Carry forward general activity (UDA)	-400
16/17 Contracted orthodontic activity (UOA)	0
Carry forward orthodontic activity (UOA)	0
Baseline contract value	£493,345.58

ACCESS*

Patients seen in 24 months	Total	Change since previous quarter
Quarter ending March 2016	7,442	
Quarter ending June 2016	7,235	↓
Quarter ending September 2016	7,079	↓
Quarter ending December 2016	7,323	↑
Quarter ending March 2017	7,445	→
Variance since March 2016	0.0%	→



ACTIVITY



Month	Adjusted Scheduled Activity (UDA)	
	2016	2017
April	1,015	776
May	2,869	2,033
June	4,225	3,210
July	6,662	4,814
August	8,374	6,186
September	10,056	7,319
October	12,406	8,746
November	14,068	10,267
December	15,743	11,669
January	16,711	13,068
February	18,717	14,656
March	19,957	17,002
April	20,441	
May	20,453	
June	20,489	

QUALITY

	Quantity	Base Number	Contract	AT	Region	England
% of FP17s for the same patient ID Re-attending within 3 months - Children	174	3,035	5.7%	10.0%	12.0%	12.3%
% of FP17s for the same patient ID Re-attending within 3 months - Adults	978	6,375	15.3%	15.4%	16.0%	16.7%
% of FP17s for the same patient ID Re-attending between 3 & 9 months - Children	1,257	3,035	41.4%	51.1%	58.8%	57.6%
% of FP17s for the same patient ID Re-attending between 3 & 9 months - Adults	3,269	6,375	51.3%	46.4%	51.2%	50.1%
% of FP17s for Band 1 Urgent Courses	767	9,097	8.4%	8.1%	8.0%	9.1%
% of FP17s Relating to Free Repair or Replacements	88	9,097	1.0%	0.7%	0.8%	0.8%
% of FP17s Relating to Continuations	39	9,097	0.4%	0.9%	1.2%	1.2%
% of Patients satisfied with the dentistry they have received	3	5	N/A	92.1%	92.7%	92.8%
% of Patients satisfied with the time they had to wait for an appointment	4	5	N/A	90.3%	89.1%	88.7%

* This is based on patients treated on this contract for their most recent course of treatment. Figures in italics indicate the base number of FP17s or Patient Questionnaire responses are less than 100. N/A is shown where the base number of responses is less than 10 during the period. % is calculated as Quantity/Base number*100

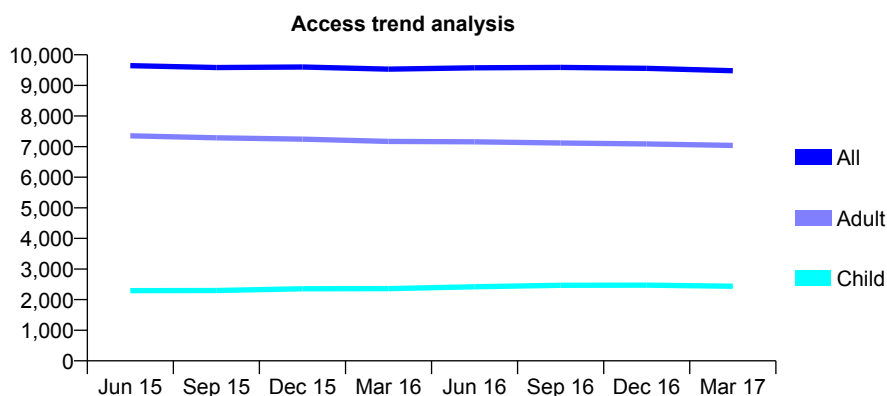
Q54 - Vital Signs At a Glance Contract Report for 101370/0096 - March 2017

Name or company name	Petrie Tucker and Partners Ltd
Contract type name	GDS Contract
Purpose of contract	General and Orthodontic
Contract start date	01/04/2007
Contract end date	

16/17 Contracted general activity (UDA)	27,162
Carry forward general activity (UDA)	376
16/17 Contracted orthodontic activity (UOA)	644
Carry forward orthodontic activity (UOA)	-13
Baseline contract value	£701,178.72

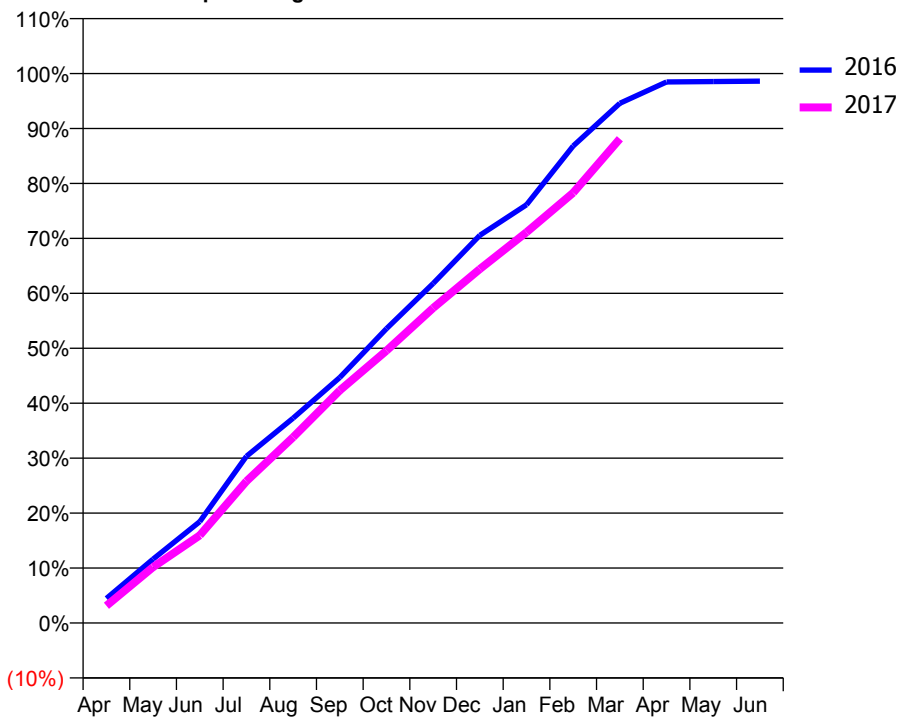
ACCESS*

Patients seen in 24 months	Total	Change since previous quarter
Quarter ending March 2016	9,530	
Quarter ending June 2016	9,577	→
Quarter ending September 2016	9,587	→
Quarter ending December 2016	9,557	→
Quarter ending March 2017	9,479	→
Variance since March 2016	(0.5%)	→



ACTIVITY

Cumulative percentage of contracted UDA delivered 2016 & 2017



Month	Adjusted Scheduled Activity (UDA)	
	2016	2017
April	1,219	853
May	3,163	2,762
June	5,012	4,335
July	8,239	7,008
August	10,125	9,183
September	12,141	11,502
October	14,552	13,462
November	16,785	15,574
December	19,163	17,494
January	20,673	19,315
February	23,584	21,266
March	25,689	23,937
April	26,743	
May	26,764	
June	26,786	

QUALITY

	Quantity	Base Number	Contract	AT	Region	England
% of FP17s for the same patient ID Re-attending within 3 months - Children	176	3,418	5.1%	10.0%	12.0%	12.3%
% of FP17s for the same patient ID Re-attending within 3 months - Adults	897	8,516	10.5%	15.4%	16.0%	16.7%
% of FP17s for the same patient ID Re-attending between 3 & 9 months - Children	1,898	3,418	55.5%	51.1%	58.8%	57.6%
% of FP17s for the same patient ID Re-attending between 3 & 9 months - Adults	4,232	8,516	49.7%	46.4%	51.2%	50.1%
% of FP17s for Band 1 Urgent Courses	318	11,348	2.8%	8.1%	8.0%	9.1%
% of FP17s Relating to Free Repair or Replacements	46	11,348	0.4%	0.7%	0.8%	0.8%
% of FP17s Relating to Continuations	187	11,348	1.6%	0.9%	1.2%	1.2%
% of Patients satisfied with the dentistry they have received	7	9	N/A	92.1%	92.7%	92.8%
% of Patients satisfied with the time they had to wait for an appointment	7	9	N/A	90.3%	89.1%	88.7%

* This is based on patients treated on this contract for their most recent course of treatment. Figures in italics indicate the base number of FP17s or Patient Questionnaire responses are less than 100. N/A is shown where the base number of responses is less than 10 during the period. % is calculated as Quantity/Base number*100

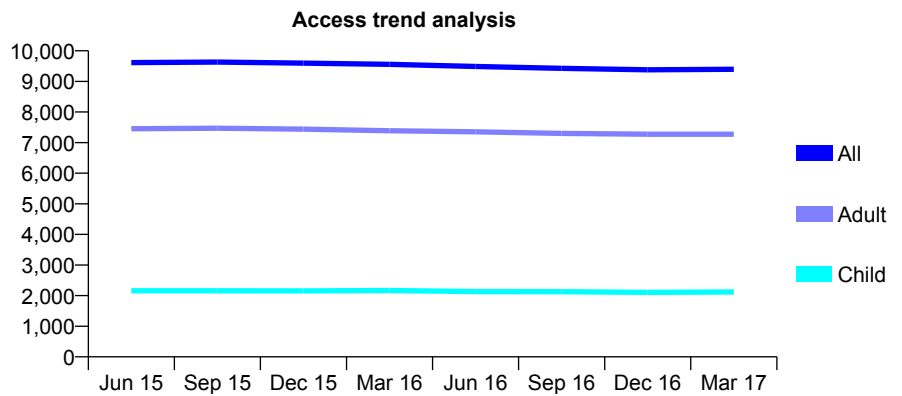
Q54 - Vital Signs At a Glance Contract Report for 101370/0111 - March 2017

Name or company name	Petrie Tucker and Partners Ltd
Contract type name	GDS Contract
Purpose of contract	General
Contract start date	01/01/2009
Contract end date	

16/17 Contracted general activity (UDA)	29,024
Carry forward general activity (UDA)	0
16/17 Contracted orthodontic activity (UOA)	0
Carry forward orthodontic activity (UOA)	0
Baseline contract value	£688,007.66

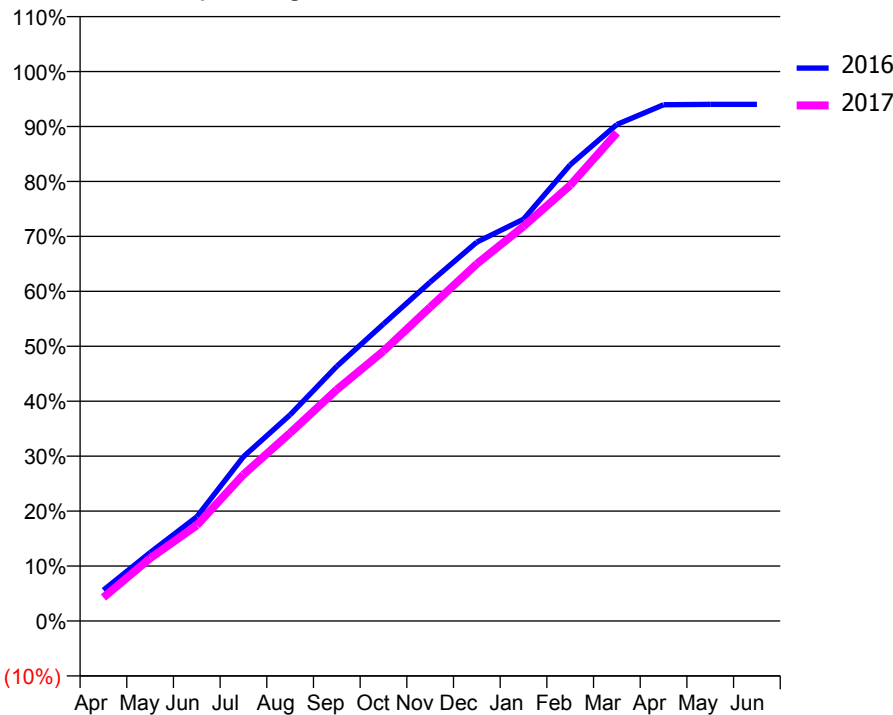
ACCESS*

Patients seen in 24 months	Total	Change since previous quarter
Quarter ending March 2016	9,557	
Quarter ending June 2016	9,487	→
Quarter ending September 2016	9,429	→
Quarter ending December 2016	9,381	→
Quarter ending March 2017	9,395	→
Variance since March 2016	(1.7%)	↓



ACTIVITY

Cumulative percentage of contracted UDA delivered 2016 & 2017



Month	Adjusted Scheduled Activity (UDA)	
	2016	2017
April	1,630	1,240
May	3,619	3,315
June	5,508	5,054
July	8,678	7,739
August	10,895	9,931
September	13,458	12,225
October	15,686	14,257
November	17,899	16,578
December	20,012	18,865
January	21,228	20,842
February	24,095	23,016
March	26,228	25,787
April	27,266	
May	27,287	
June	27,287	

QUALITY

	Quantity	Base Number	Contract	AT	Region	England
% of FP17s for the same patient ID Re-attending within 3 months - Children	153	3,159	4.8%	10.0%	12.0%	12.3%
% of FP17s for the same patient ID Re-attending within 3 months - Adults	1,256	10,897	11.5%	15.4%	16.0%	16.7%
% of FP17s for the same patient ID Re-attending between 3 & 9 months - Children	1,993	3,159	63.1%	51.1%	58.8%	57.6%
% of FP17s for the same patient ID Re-attending between 3 & 9 months - Adults	6,431	10,897	59.0%	46.4%	51.2%	50.1%
% of FP17s for Band 1 Urgent Courses	607	13,530	4.5%	8.1%	8.0%	9.1%
% of FP17s Relating to Free Repair or Replacements	90	13,530	0.7%	0.7%	0.8%	0.8%
% of FP17s Relating to Continuations	354	13,530	2.6%	0.9%	1.2%	1.2%
% of Patients satisfied with the dentistry they have received	23	24	95.8%	92.1%	92.7%	92.8%
% of Patients satisfied with the time they had to wait for an appointment	24	24	100.0%	90.3%	89.1%	88.7%

* This is based on patients treated on this contract for their most recent course of treatment. Figures in italics indicate the base number of FP17s or Patient Questionnaire responses are less than 100. N/A is shown where the base number of responses is less than 10 during the period. % is calculated as Quantity/Base number*100

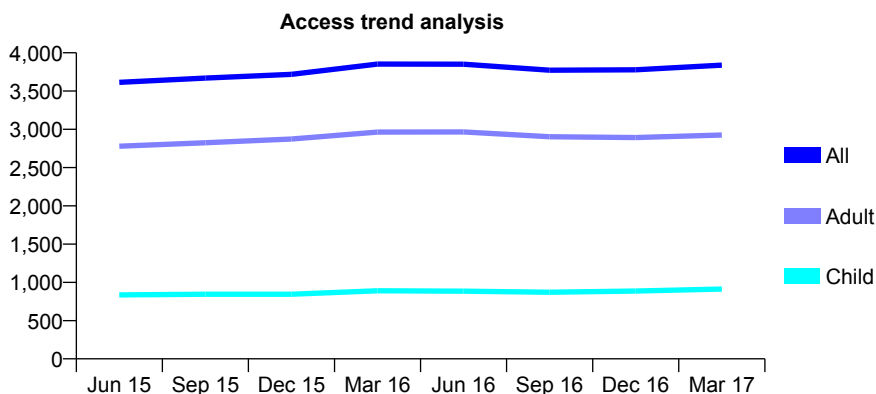
Q54 - Vital Signs At a Glance Contract Report for 102032/0001 - March 2017

Name or company name	Sutton Dental Care
Contract type name	GDS Contract
Purpose of contract	General
Contract start date	01/04/2006
Contract end date	

16/17 Contracted general activity (UDA)	7,800
Carry forward general activity (UDA)	-28
16/17 Contracted orthodontic activity (UOA)	0
Carry forward orthodontic activity (UOA)	0
Baseline contract value	£260,383.55

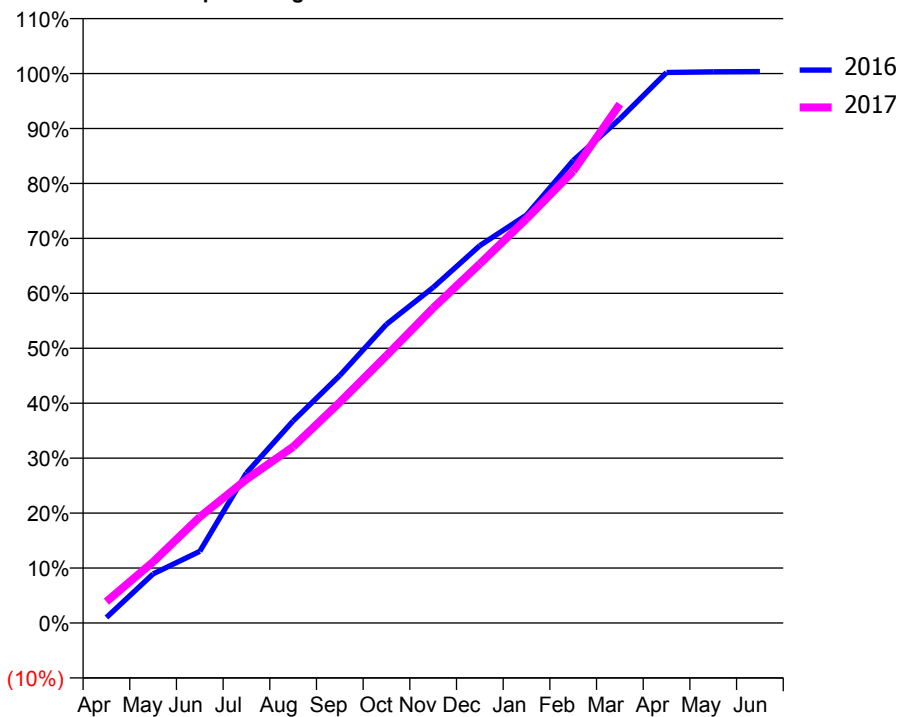
ACCESS*

Patients seen in 24 months	Total	Change since previous quarter
Quarter ending March 2016	3,853	
Quarter ending June 2016	3,851	→
Quarter ending September 2016	3,773	↓
Quarter ending December 2016	3,778	→
Quarter ending March 2017	3,838	→
Variance since March 2016	(0.4%)	→



ACTIVITY

Cumulative percentage of contracted UDA delivered 2016 & 2017



Month	Adjusted Scheduled Activity (UDA)	
	2016	2017
April	79	304
May	697	868
June	1,018	1,505
July	2,131	2,040
August	2,869	2,501
September	3,514	3,134
October	4,241	3,797
November	4,764	4,472
December	5,358	5,097
January	5,790	5,738
February	6,565	6,414
March	7,155	7,365
April	7,814	
May	7,824	
June	7,828	

QUALITY

	Quantity	Base Number	Contract	AT	Region	England
% of FP17s for the same patient ID Re-attending within 3 months - Children	79	1,430	5.5%	10.0%	12.0%	12.3%
% of FP17s for the same patient ID Re-attending within 3 months - Adults	618	4,458	13.9%	15.4%	16.0%	16.7%
% of FP17s for the same patient ID Re-attending between 3 & 9 months - Children	947	1,430	66.2%	51.1%	58.8%	57.6%
% of FP17s for the same patient ID Re-attending between 3 & 9 months - Adults	2,728	4,458	61.2%	46.4%	51.2%	50.1%
% of FP17s for Band 1 Urgent Courses	380	4,509	8.4%	8.1%	8.0%	9.1%
% of FP17s Relating to Free Repair or Replacements	21	4,509	0.5%	0.7%	0.8%	0.8%
% of FP17s Relating to Continuations	14	4,509	0.3%	0.9%	1.2%	1.2%
% of Patients satisfied with the dentistry they have received	5	5	N/A	92.1%	92.7%	92.8%
% of Patients satisfied with the time they had to wait for an appointment	5	5	N/A	90.3%	89.1%	88.7%

* This is based on patients treated on this contract for their most recent course of treatment. Figures in italics indicate the base number of FP17s or Patient Questionnaire responses are less than 100. N/A is shown where the base number of responses is less than 10 during the period. % is calculated as Quantity/Base number*100

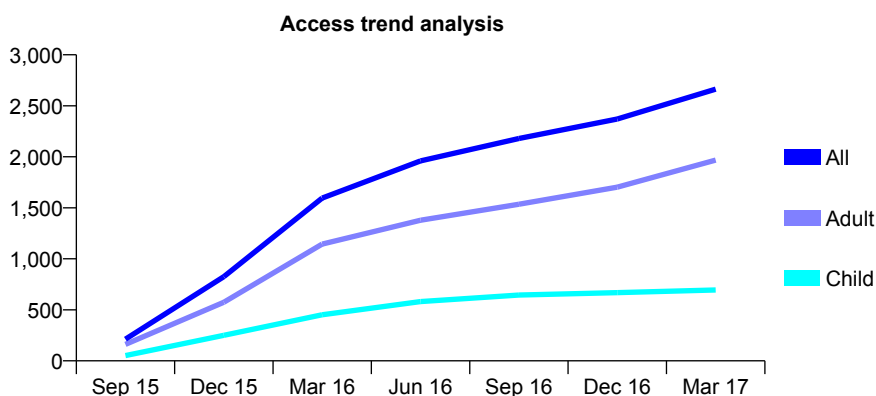
Q54 - Vital Signs At a Glance Contract Report for 104264/0001 - March 2017

Name or company name	High Street Dental Practice
Contract type name	GDS Contract
Purpose of contract	General
Contract start date	01/09/2015
Contract end date	

16/17 Contracted general activity (UDA)	8,128
Carry forward general activity (UDA)	0
16/17 Contracted orthodontic activity (UOA)	0
Carry forward orthodontic activity (UOA)	0
Baseline contract value	£192,181.17

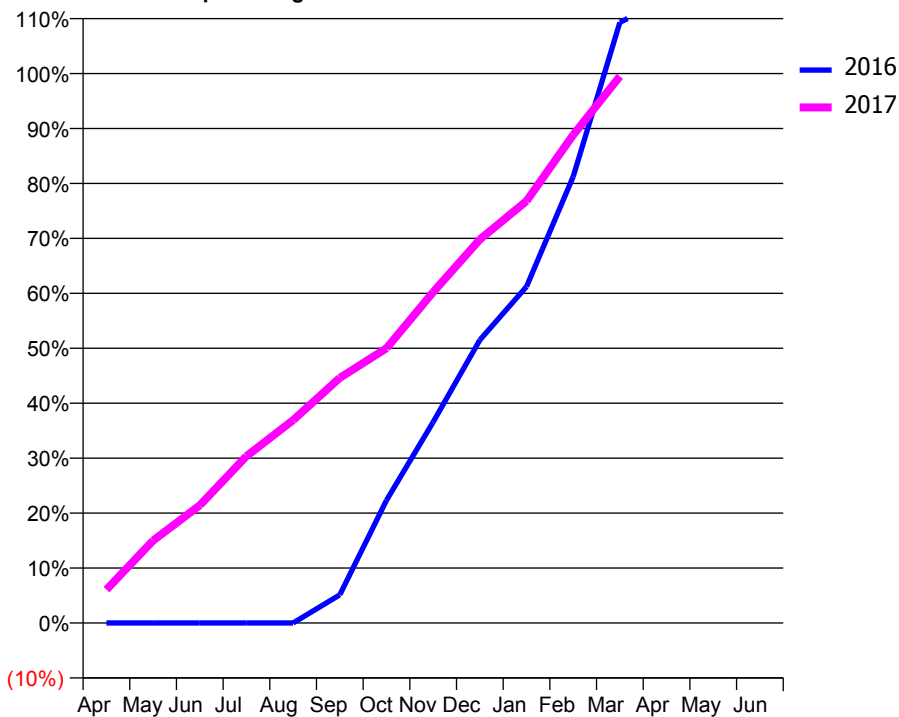
ACCESS*

Patients seen in 24 months	Total	Change since previous quarter
Quarter ending March 2016	1,595	
Quarter ending June 2016	1,960	↑
Quarter ending September 2016	2,180	↑
Quarter ending December 2016	2,371	↑
Quarter ending March 2017	2,663	↑
Variance since March 2016	67.0%	↑



ACTIVITY

Cumulative percentage of contracted UDA delivered 2016 & 2017



Adjusted Scheduled Activity (UDA)

Month	2016	2017
April	0	495
May	0	1,219
June	0	1,740
July	0	2,468
August	0	3,001
September	243	3,625
October	1,059	4,064
November	1,735	4,894
December	2,442	5,674
January	2,902	6,241
February	3,852	7,221
March	5,183	8,086
April	5,382	
May	5,382	
June	5,382	

QUALITY

	Quantity	Base Number	Contract	AT	Region	England
% of FP17s for the same patient ID Re-attending within 3 months - Children	43	1,097	3.9%	10.0%	12.0%	12.3%
% of FP17s for the same patient ID Re-attending within 3 months - Adults	242	2,174	11.1%	15.4%	16.0%	16.7%
% of FP17s for the same patient ID Re-attending between 3 & 9 months - Children	582	1,097	53.1%	51.1%	58.8%	57.6%
% of FP17s for the same patient ID Re-attending between 3 & 9 months - Adults	698	2,174	32.1%	46.4%	51.2%	50.1%
% of FP17s for Band 1 Urgent Courses	251	3,152	8.0%	8.1%	8.0%	9.1%
% of FP17s Relating to Free Repair or Replacements	8	3,152	0.3%	0.7%	0.8%	0.8%
% of FP17s Relating to Continuations	22	3,152	0.7%	0.9%	1.2%	1.2%
% of Patients satisfied with the dentistry they have received	5	5	N/A	92.1%	92.7%	92.8%
% of Patients satisfied with the time they had to wait for an appointment	5	5	N/A	90.3%	89.1%	88.7%

* This is based on patients treated on this contract for their most recent course of treatment. Figures in italics indicate the base number of FP17s or Patient Questionnaire responses are less than 100. N/A is shown where the base number of responses is less than 10 during the period. % is calculated as Quantity/Base number*100

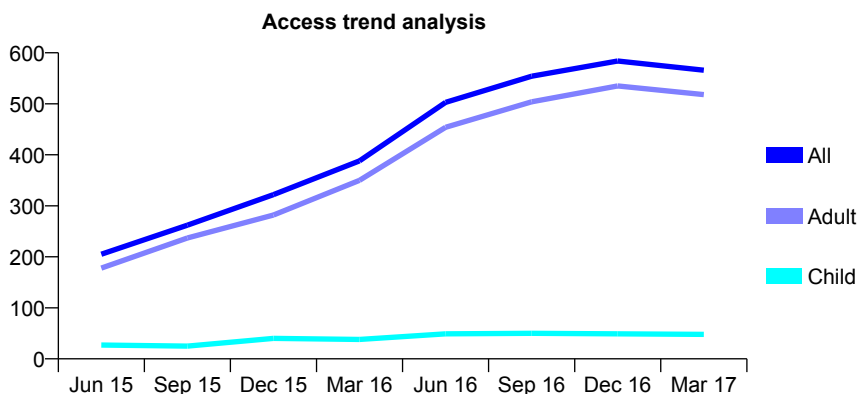
Q54 - Vital Signs At a Glance Contract Report for 106437/0001 - March 2017

Name or company name	BCHC - Walsall Dental Access Centre
Contract type name	PDS Contract
Purpose of contract	General
Contract start date	01/10/2014
Contract end date	30/09/2024

16/17 Contracted general activity (UDA)	1,661
Carry forward general activity (UDA)	0
16/17 Contracted orthodontic activity (UOA)	0
Carry forward orthodontic activity (UOA)	0
Baseline contract value	£0.00

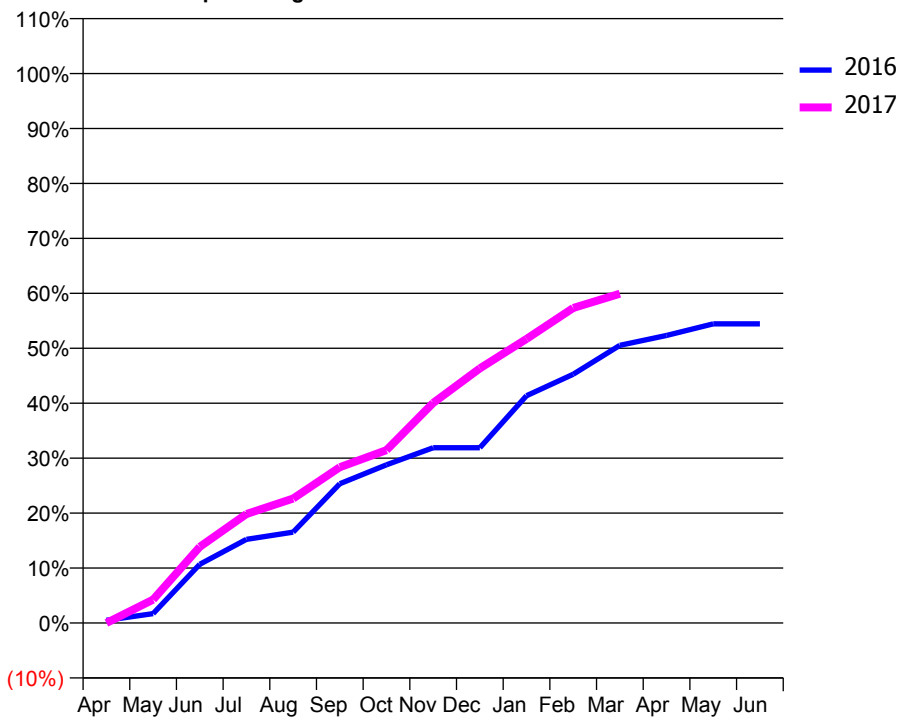
ACCESS*

Patients seen in 24 months	Total	Change since previous quarter
Quarter ending March 2016	388	
Quarter ending June 2016	503	↑
Quarter ending September 2016	554	↑
Quarter ending December 2016	584	↑
Quarter ending March 2017	566	↓
Variance since March 2016	45.9%	↑



ACTIVITY

Cumulative percentage of contracted UDA delivered 2016 & 2017



Month	Adjusted Scheduled Activity (UDA)	
	2016	2017
April	8	0
May	29	71
June	178	230
July	253	329
August	275	376
September	421	471
October	478	523
November	530	665
December	530	770
January	687	859
February	752	952
March	839	995
April	869	
May	904	
June	904	

QUALITY

	Quantity	Base Number	Contract	AT	Region	England
% of FP17s for the same patient ID Re-attending within 3 months - Children	6	119	5.0%	10.0%	12.0%	12.3%
% of FP17s for the same patient ID Re-attending within 3 months - Adults	7	767	0.9%	15.4%	16.0%	16.7%
% of FP17s for the same patient ID Re-attending between 3 & 9 months - Children	4	119	3.4%	51.1%	58.8%	57.6%
% of FP17s for the same patient ID Re-attending between 3 & 9 months - Adults	5	767	0.7%	46.4%	51.2%	50.1%
% of FP17s for Band 1 Urgent Courses	827	831	99.5%	8.1%	8.0%	9.1%
% of FP17s Relating to Free Repair or Replacements	0	831	0.0%	0.7%	0.8%	0.8%
% of FP17s Relating to Continuations	0	831	0.0%	0.9%	1.2%	1.2%
% of Patients satisfied with the dentistry they have received	0	0	N/A	92.1%	92.7%	92.8%
% of Patients satisfied with the time they had to wait for an appointment	0	0	N/A	90.3%	89.1%	88.7%

* This is based on patients treated on this contract for their most recent course of treatment. Figures in italics indicate the base number of FP17s or Patient Questionnaire responses are less than 100. N/A is shown where the base number of responses is less than 10 during the period. % is calculated as Quantity/Base number*100

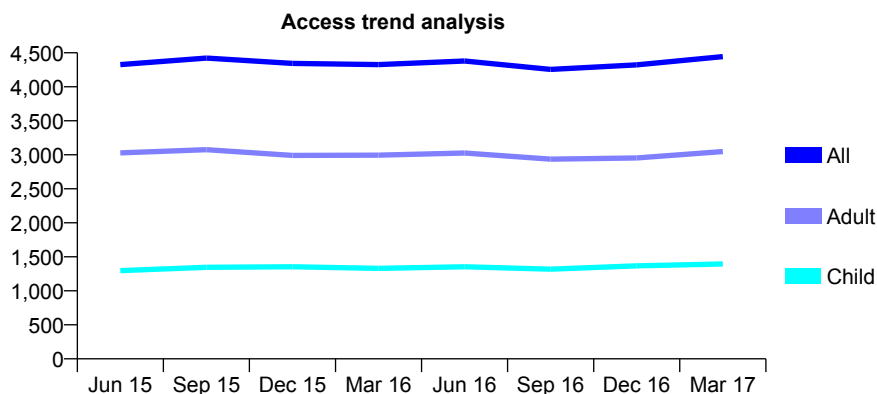
Q54 - Vital Signs At a Glance Contract Report for 106623/0001 - March 2017

Name or company name	Rookery Road Dental
Contract type name	GDS Contract
Purpose of contract	General
Contract start date	01/06/2011
Contract end date	

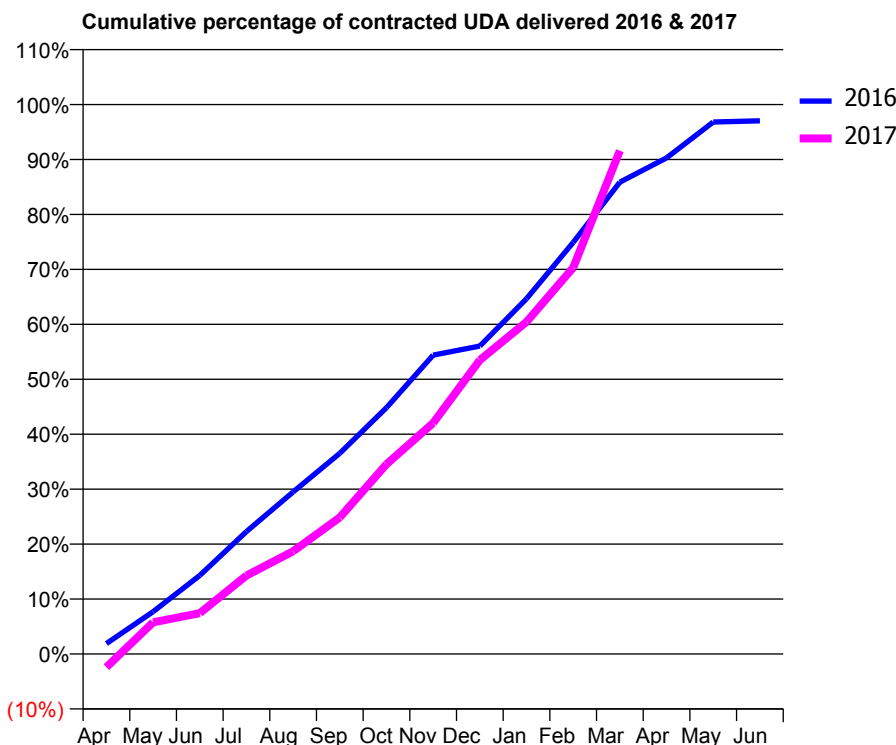
16/17 Contracted general activity (UDA)	16,436
Carry forward general activity (UDA)	489
16/17 Contracted orthodontic activity (UOA)	0
Carry forward orthodontic activity (UOA)	0
Baseline contract value	£408,060.91

ACCESS*

Patients seen in 24 months	Total	Change since previous quarter
Quarter ending March 2016	4,327	
Quarter ending June 2016	4,379	→
Quarter ending September 2016	4,255	↓
Quarter ending December 2016	4,322	→
Quarter ending March 2017	4,445	↑
Variance since March 2016	2.7%	↑



ACTIVITY



Month	Adjusted Scheduled Activity (UDA)	
	2016	2017
April	313	-399
May	1,267	948
June	2,352	1,224
July	3,662	2,348
August	4,847	3,074
September	6,003	4,084
October	7,368	5,679
November	8,942	6,910
December	9,210	8,794
January	10,629	9,935
February	12,311	11,556
March	14,114	15,055
April	14,841	
May	15,912	
June	15,947	

QUALITY

	Quantity	Base Number	Contract	AT	Region	England
% of FP17s for the same patient ID Re-attending within 3 months - Children	55	1,234	4.5%	10.0%	12.0%	12.3%
% of FP17s for the same patient ID Re-attending within 3 months - Adults	128	2,522	5.1%	15.4%	16.0%	16.7%
% of FP17s for the same patient ID Re-attending between 3 & 9 months - Children	276	1,234	22.4%	51.1%	58.8%	57.6%
% of FP17s for the same patient ID Re-attending between 3 & 9 months - Adults	475	2,522	18.8%	46.4%	51.2%	50.1%
% of FP17s for Band 1 Urgent Courses	25	3,391	0.7%	8.1%	8.0%	9.1%
% of FP17s Relating to Free Repair or Replacements	12	3,391	0.4%	0.7%	0.8%	0.8%
% of FP17s Relating to Continuations	8	3,391	0.2%	0.9%	1.2%	1.2%
% of Patients satisfied with the dentistry they have received	0	1	N/A	92.1%	92.7%	92.8%
% of Patients satisfied with the time they had to wait for an appointment	1	1	N/A	90.3%	89.1%	88.7%

* This is based on patients treated on this contract for their most recent course of treatment. Figures in italics indicate the base number of FP17s or Patient Questionnaire responses are less than 100. N/A is shown where the base number of responses is less than 10 during the period. % is calculated as Quantity/Base number*100

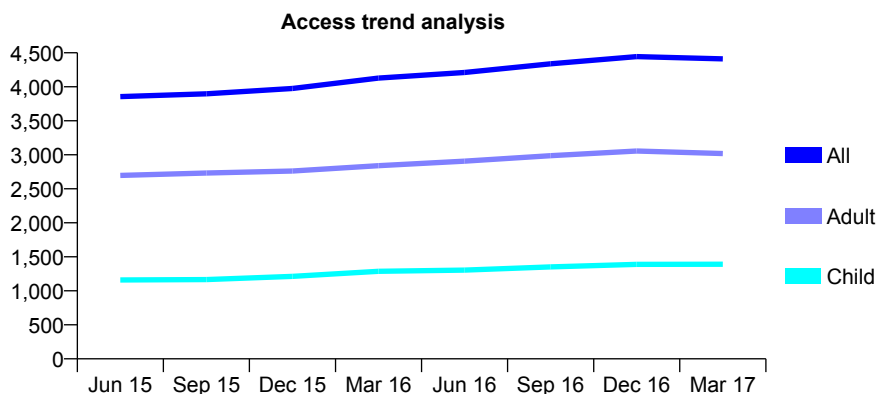
Q54 - Vital Signs At a Glance Contract Report for 106860/0001 - March 2017

Name or company name	Smile Stylist Ltd
Contract type name	PDS Plus Contract
Purpose of contract	General
Contract start date	01/09/2010
Contract end date	31/10/2020

16/17 Contracted general activity (UDA)	12,000
Carry forward general activity (UDA)	32
16/17 Contracted orthodontic activity (UOA)	0
Carry forward orthodontic activity (UOA)	0
Baseline contract value	£216,836.25

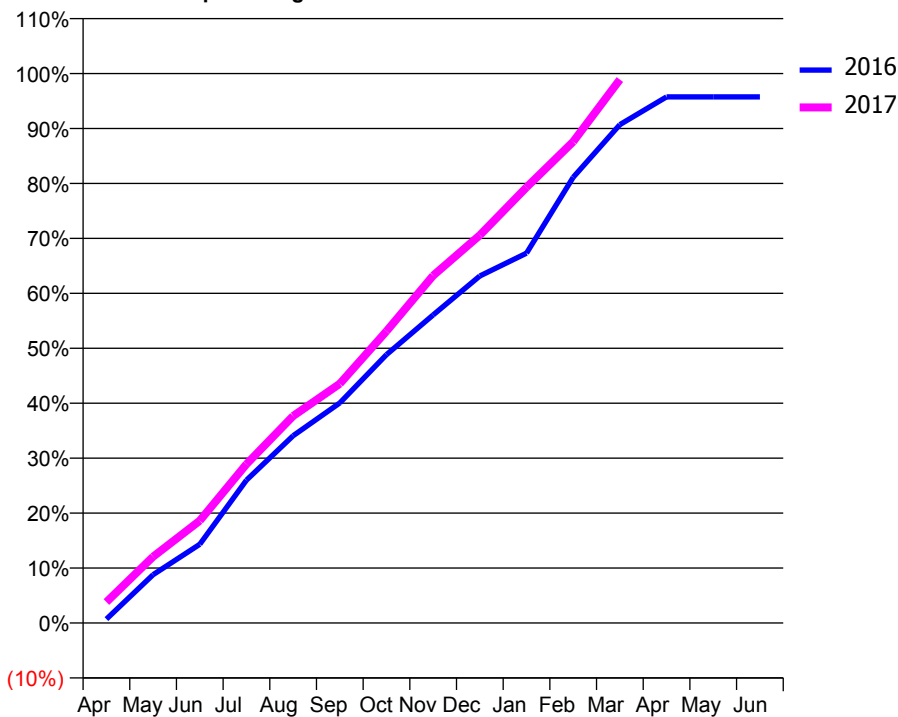
ACCESS*

Patients seen in 24 months	Total	Change since previous quarter
Quarter ending March 2016	4,129	
Quarter ending June 2016	4,210	→
Quarter ending September 2016	4,339	↑
Quarter ending December 2016	4,445	↑
Quarter ending March 2017	4,410	→
Variance since March 2016	6.8%	↑



ACTIVITY

Cumulative percentage of contracted UDA delivered 2016 & 2017



Month	Adjusted Scheduled Activity (UDA)	
	2016	2017
April	85	458
May	1,055	1,449
June	1,720	2,234
July	3,121	3,470
August	4,090	4,521
September	4,808	5,227
October	5,861	6,374
November	6,728	7,587
December	7,578	8,471
January	8,076	9,516
February	9,732	10,511
March	10,884	11,869
April	11,488	
May	11,488	
June	11,488	

QUALITY

	Quantity	Base Number	Contract	AT	Region	England
% of FP17s for the same patient ID Re-attending within 3 months - Children	117	1,655	7.1%	10.0%	12.0%	12.3%
% of FP17s for the same patient ID Re-attending within 3 months - Adults	523	3,346	15.6%	15.4%	16.0%	16.7%
% of FP17s for the same patient ID Re-attending between 3 & 9 months - Children	701	1,655	42.4%	51.1%	58.8%	57.6%
% of FP17s for the same patient ID Re-attending between 3 & 9 months - Adults	1,222	3,346	36.5%	46.4%	51.2%	50.1%
% of FP17s for Band 1 Urgent Courses	806	4,788	16.8%	8.1%	8.0%	9.1%
% of FP17s Relating to Free Repair or Replacements	4	4,788	0.1%	0.7%	0.8%	0.8%
% of FP17s Relating to Continuations	1	4,788	0.0%	0.9%	1.2%	1.2%
% of Patients satisfied with the dentistry they have received	0	1	N/A	92.1%	92.7%	92.8%
% of Patients satisfied with the time they had to wait for an appointment	0	1	N/A	90.3%	89.1%	88.7%

* This is based on patients treated on this contract for their most recent course of treatment. Figures in italics indicate the base number of FP17s or Patient Questionnaire responses are less than 100. N/A is shown where the base number of responses is less than 10 during the period. % is calculated as Quantity/Base number*100

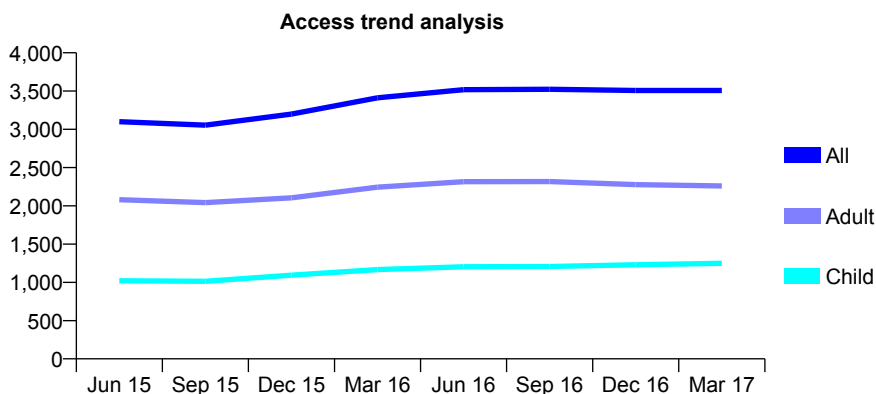
Q54 - Vital Signs At a Glance Contract Report for 106860/0002 - March 2017

Name or company name	Smile Stylist Ltd
Contract type name	PDS Plus Contract
Purpose of contract	General
Contract start date	30/09/2010
Contract end date	31/10/2020

16/17 Contracted general activity (UDA)	12,000
Carry forward general activity (UDA)	-35
16/17 Contracted orthodontic activity (UOA)	0
Carry forward orthodontic activity (UOA)	0
Baseline contract value	£216,836.25

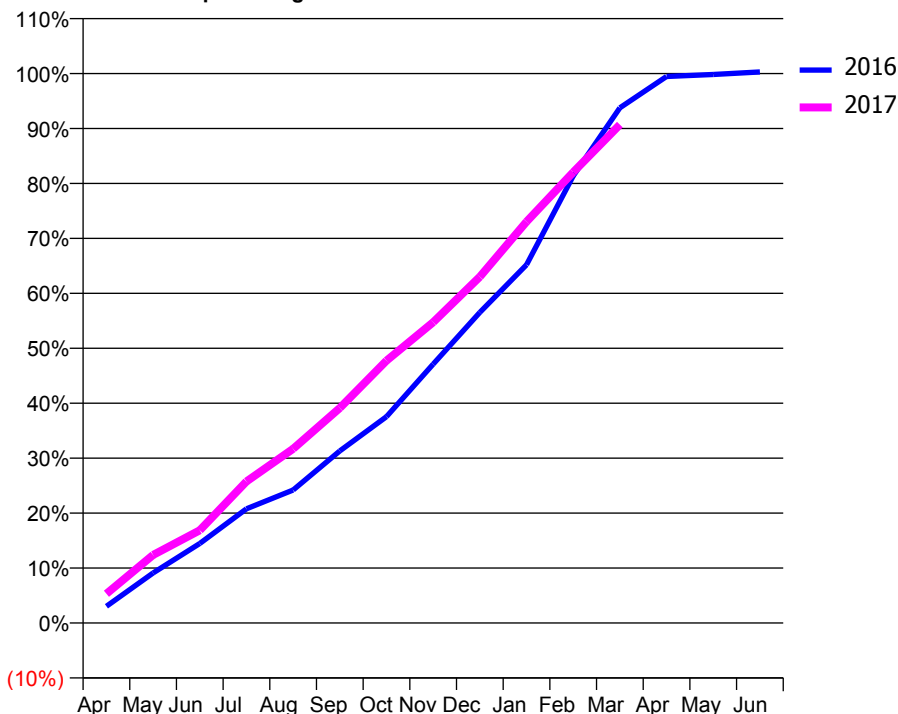
ACCESS*

Patients seen in 24 months	Total	Change since previous quarter
Quarter ending March 2016	3,411	
Quarter ending June 2016	3,518	↑
Quarter ending September 2016	3,524	→
Quarter ending December 2016	3,507	→
Quarter ending March 2017	3,508	→
Variance since March 2016	2.8%	↑



ACTIVITY

Cumulative percentage of contracted UDA delivered 2016 & 2017



Month	Adjusted Scheduled Activity (UDA)	
	2016	2017
April	364	639
May	1,093	1,486
June	1,736	2,027
July	2,494	3,091
August	2,906	3,804
September	3,759	4,695
October	4,506	5,729
November	5,653	6,569
December	6,782	7,560
January	7,823	8,762
February	9,763	9,845
March	11,249	10,884
April	11,934	
May	11,979	
June	12,035	

QUALITY

	Quantity	Base Number	Contract	AT	Region	England
% of FP17s for the same patient ID Re-attending within 3 months - Children	94	1,309	7.2%	10.0%	12.0%	12.3%
% of FP17s for the same patient ID Re-attending within 3 months - Adults	422	2,299	18.4%	15.4%	16.0%	16.7%
% of FP17s for the same patient ID Re-attending between 3 & 9 months - Children	482	1,309	36.8%	51.1%	58.8%	57.6%
% of FP17s for the same patient ID Re-attending between 3 & 9 months - Adults	636	2,299	27.7%	46.4%	51.2%	50.1%
% of FP17s for Band 1 Urgent Courses	586	3,401	17.2%	8.1%	8.0%	9.1%
% of FP17s Relating to Free Repair or Replacements	6	3,401	0.2%	0.7%	0.8%	0.8%
% of FP17s Relating to Continuations	31	3,401	0.9%	0.9%	1.2%	1.2%
% of Patients satisfied with the dentistry they have received	2	3	N/A	92.1%	92.7%	92.8%
% of Patients satisfied with the time they had to wait for an appointment	2	3	N/A	90.3%	89.1%	88.7%

* This is based on patients treated on this contract for their most recent course of treatment. Figures in italics indicate the base number of FP17s or Patient Questionnaire responses are less than 100. N/A is shown where the base number of responses is less than 10 during the period. % is calculated as Quantity/Base number*100

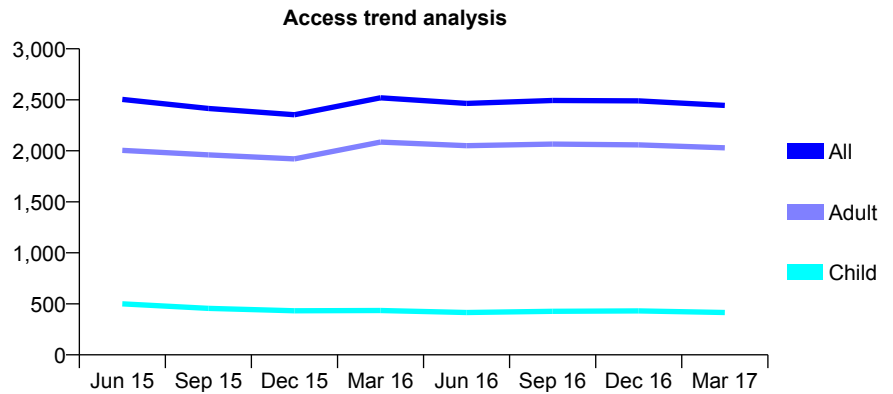
Q54 - Vital Signs At a Glance Contract Report for 107409/0001 - March 2017

Name or company name	Mr Sukhbir Singh & Mr David George Pear...
Contract type name	GDS Contract
Purpose of contract	General
Contract start date	01/12/2011
Contract end date	

16/17 Contracted general activity (UDA)	7,087
Carry forward general activity (UDA)	-24
16/17 Contracted orthodontic activity (UOA)	0
Carry forward orthodontic activity (UOA)	0
Baseline contract value	£151,795.27

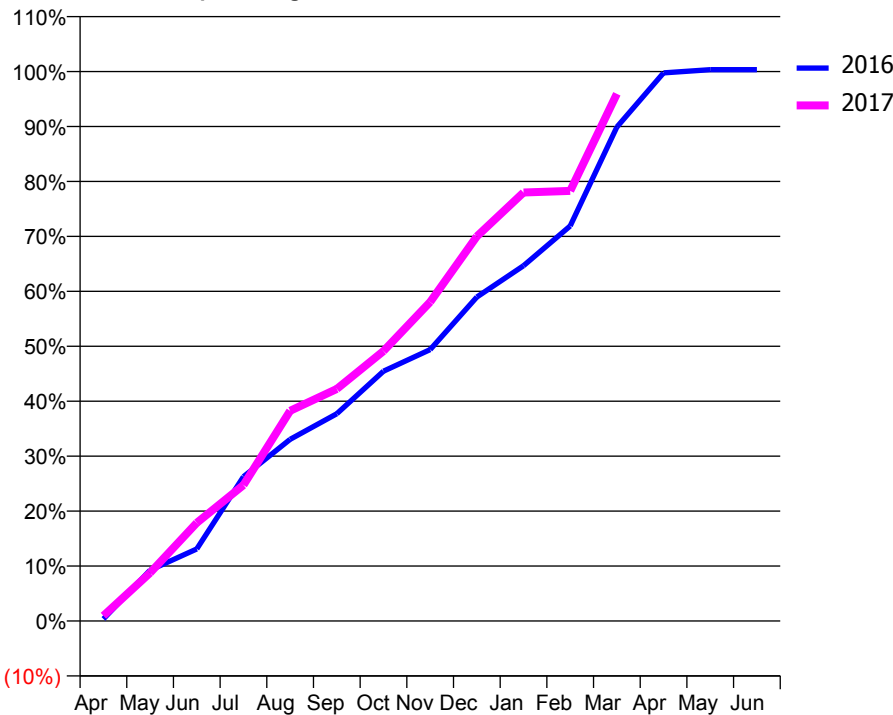
ACCESS*

Patients seen in 24 months	Total	Change since previous quarter
Quarter ending March 2016	2,519	
Quarter ending June 2016	2,465	↓
Quarter ending September 2016	2,493	→
Quarter ending December 2016	2,489	→
Quarter ending March 2017	2,445	↓
Variance since March 2016	(2.9%)	↓



ACTIVITY

Cumulative percentage of contracted UDA delivered 2016 & 2017



Month	Adjusted Scheduled Activity (UDA)	
	2016	2017
April	27	68
May	656	621
June	930	1,266
July	1,862	1,753
August	2,343	2,711
September	2,673	2,993
October	3,221	3,482
November	3,501	4,115
December	4,179	4,961
January	4,582	5,526
February	5,094	5,547
March	6,371	6,799
April	7,069	
May	7,111	
June	7,111	

QUALITY

	Quantity	Base Number	Contract	AT	Region	England
% of FP17s for the same patient ID Re-attending within 3 months - Children	22	526	4.2%	10.0%	12.0%	12.3%
% of FP17s for the same patient ID Re-attending within 3 months - Adults	245	2,534	9.7%	15.4%	16.0%	16.7%
% of FP17s for the same patient ID Re-attending between 3 & 9 months - Children	194	526	36.9%	51.1%	58.8%	57.6%
% of FP17s for the same patient ID Re-attending between 3 & 9 months - Adults	989	2,534	39.0%	46.4%	51.2%	50.1%
% of FP17s for Band 1 Urgent Courses	119	2,809	4.2%	8.1%	8.0%	9.1%
% of FP17s Relating to Free Repair or Replacements	18	2,809	0.6%	0.7%	0.8%	0.8%
% of FP17s Relating to Continuations	66	2,809	2.3%	0.9%	1.2%	1.2%
% of Patients satisfied with the dentistry they have received	10	10	100.0%	92.1%	92.7%	92.8%
% of Patients satisfied with the time they had to wait for an appointment	10	10	100.0%	90.3%	89.1%	88.7%

* This is based on patients treated on this contract for their most recent course of treatment. Figures in italics indicate the base number of FP17s or Patient Questionnaire responses are less than 100. N/A is shown where the base number of responses is less than 10 during the period. % is calculated as Quantity/Base number*100

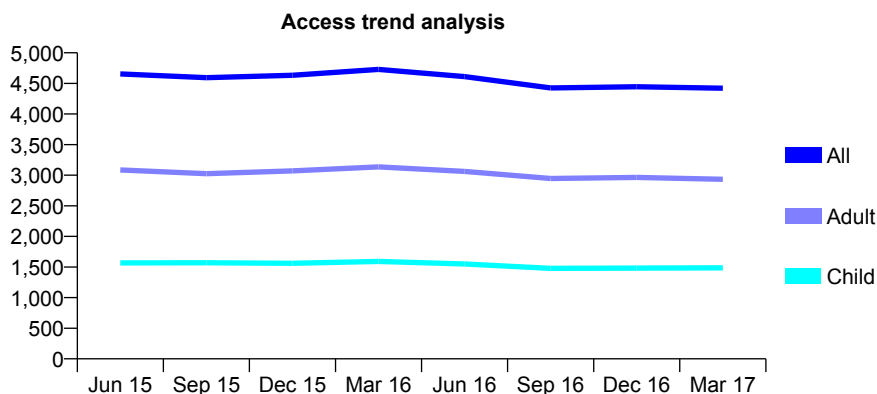
Q54 - Vital Signs At a Glance Contract Report for 108162/0001 - March 2017

Name or company name	Gupta & Gupta
Contract type name	GDS Contract
Purpose of contract	General and Orthodontic
Contract start date	01/04/2006
Contract end date	

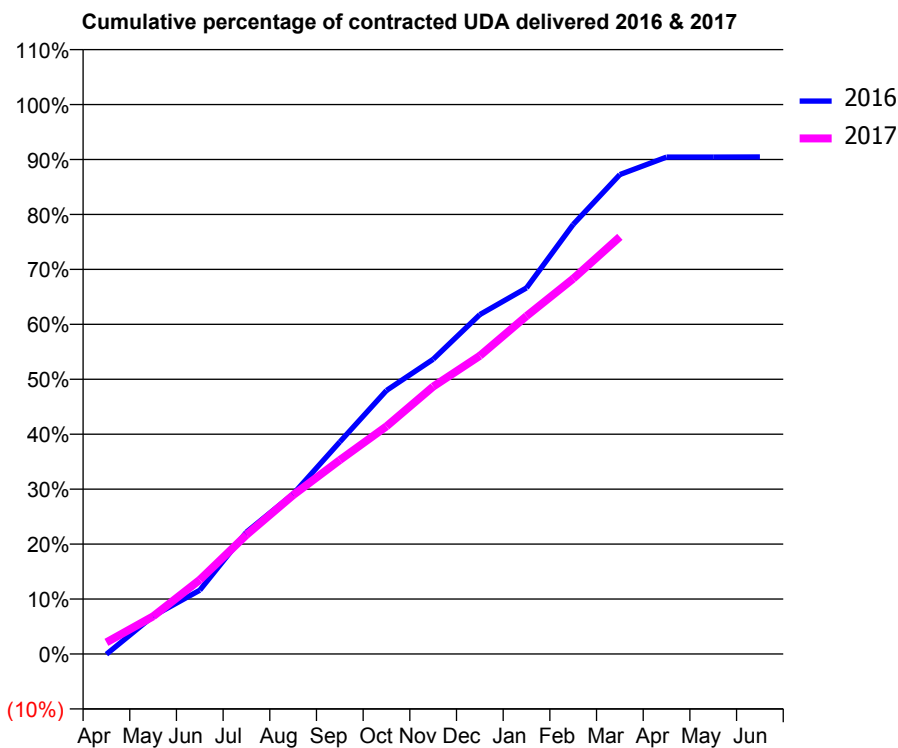
16/17 Contracted general activity (UDA)	16,327
Carry forward general activity (UDA)	0
16/17 Contracted orthodontic activity (UOA)	337
Carry forward orthodontic activity (UOA)	0
Baseline contract value	£386,413.02

ACCESS*

Patients seen in 24 months	Total	Change since previous quarter
Quarter ending March 2016	4,728	
Quarter ending June 2016	4,612	↓
Quarter ending September 2016	4,425	↓
Quarter ending December 2016	4,446	→
Quarter ending March 2017	4,421	→
Variance since March 2016	(6.5%)	↓



ACTIVITY



Month	Adjusted Scheduled Activity (UDA)	
	2016	2017
April	-8	345
May	1,128	1,119
June	1,897	2,203
July	3,623	3,542
August	4,753	4,721
September	6,301	5,762
October	7,832	6,764
November	8,759	7,947
December	10,086	8,861
January	10,879	10,041
February	12,763	11,152
March	14,247	12,397
April	14,766	
May	14,766	
June	14,769	

QUALITY

	Quantity	Base Number	Contract	AT	Region	England
% of FP17s for the same patient ID Re-attending within 3 months - Children	220	2,171	10.1%	10.0%	12.0%	12.3%
% of FP17s for the same patient ID Re-attending within 3 months - Adults	628	3,890	16.1%	15.4%	16.0%	16.7%
% of FP17s for the same patient ID Re-attending between 3 & 9 months - Children	1,376	2,171	63.4%	51.1%	58.8%	57.6%
% of FP17s for the same patient ID Re-attending between 3 & 9 months - Adults	2,160	3,890	55.5%	46.4%	51.2%	50.1%
% of FP17s for Band 1 Urgent Courses	350	5,766	6.1%	8.1%	8.0%	9.1%
% of FP17s Relating to Free Repair or Replacements	23	5,766	0.4%	0.7%	0.8%	0.8%
% of FP17s Relating to Continuations	14	5,766	0.2%	0.9%	1.2%	1.2%
% of Patients satisfied with the dentistry they have received	4	4	N/A	92.1%	92.7%	92.8%
% of Patients satisfied with the time they had to wait for an appointment	3	4	N/A	90.3%	89.1%	88.7%

* This is based on patients treated on this contract for their most recent course of treatment. Figures in italics indicate the base number of FP17s or Patient Questionnaire responses are less than 100. N/A is shown where the base number of responses is less than 10 during the period. % is calculated as Quantity/Base number*100

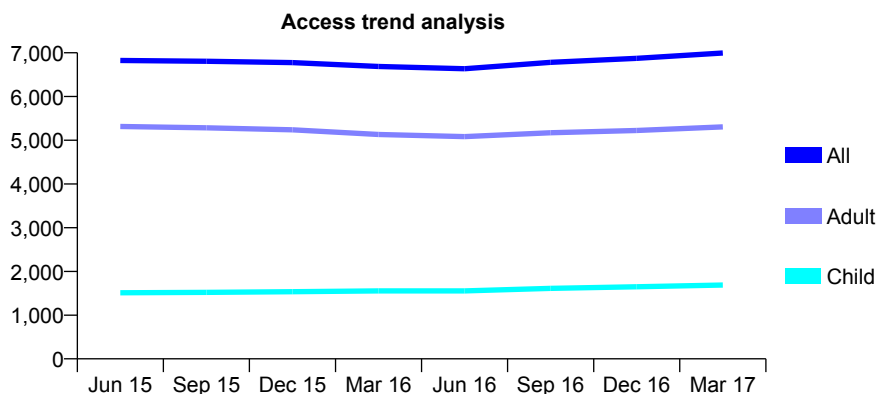
Q54 - Vital Signs At a Glance Contract Report for 109096/0001 - March 2017

Name or company name	Cottams Dental Practice
Contract type name	GDS Contract
Purpose of contract	General
Contract start date	01/04/2012
Contract end date	

16/17 Contracted general activity (UDA)	19,422
Carry forward general activity (UDA)	0
16/17 Contracted orthodontic activity (UOA)	0
Carry forward orthodontic activity (UOA)	0
Baseline contract value	£409,511.56

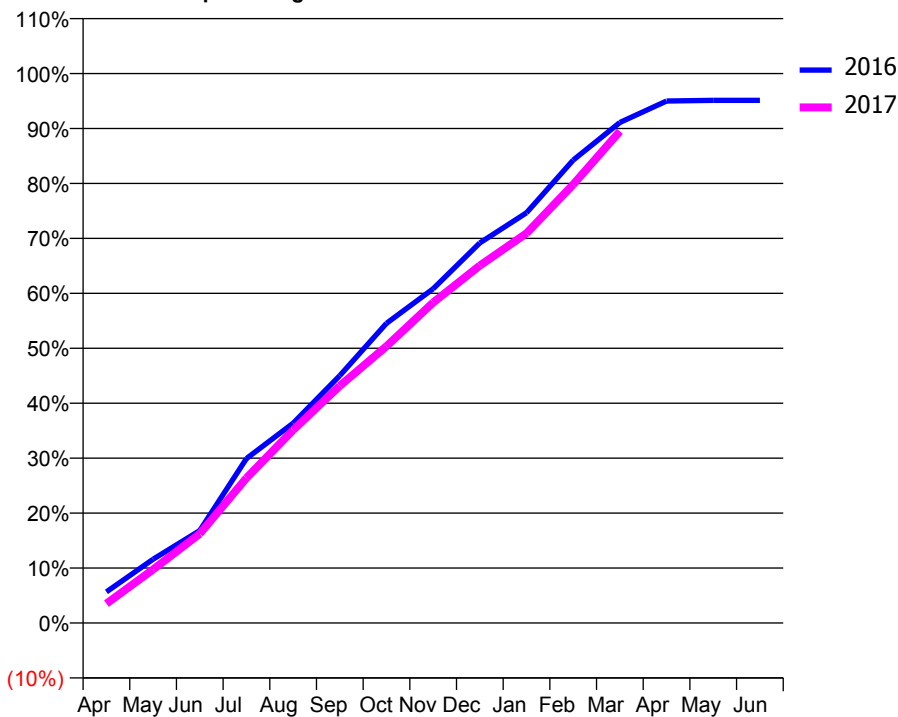
ACCESS*

Patients seen in 24 months	Total	Change since previous quarter
Quarter ending March 2016	6,686	
Quarter ending June 2016	6,637	→
Quarter ending September 2016	6,782	↑
Quarter ending December 2016	6,872	→
Quarter ending March 2017	6,994	→
Variance since March 2016	4.6%	↑



ACTIVITY

Cumulative percentage of contracted UDA delivered 2016 & 2017



Month	Adjusted Scheduled Activity (UDA)	
	2016	2017
April	1,102	686
May	2,254	1,891
June	3,270	3,154
July	5,812	5,125
August	7,062	6,823
September	8,744	8,382
October	10,593	9,781
November	11,811	11,326
December	13,436	12,634
January	14,499	13,775
February	16,359	15,498
March	17,690	17,381
April	18,451	
May	18,474	
June	18,473	

QUALITY

	Quantity	Base Number	Contract	AT	Region	England
% of FP17s for the same patient ID Re-attending within 3 months - Children	141	2,525	5.6%	10.0%	12.0%	12.3%
% of FP17s for the same patient ID Re-attending within 3 months - Adults	803	6,928	11.6%	15.4%	16.0%	16.7%
% of FP17s for the same patient ID Re-attending between 3 & 9 months - Children	1,456	2,525	57.7%	51.1%	58.8%	57.6%
% of FP17s for the same patient ID Re-attending between 3 & 9 months - Adults	3,427	6,928	49.5%	46.4%	51.2%	50.1%
% of FP17s for Band 1 Urgent Courses	603	8,870	6.8%	8.1%	8.0%	9.1%
% of FP17s Relating to Free Repair or Replacements	82	8,870	0.9%	0.7%	0.8%	0.8%
% of FP17s Relating to Continuations	45	8,870	0.5%	0.9%	1.2%	1.2%
% of Patients satisfied with the dentistry they have received	9	9	N/A	92.1%	92.7%	92.8%
% of Patients satisfied with the time they had to wait for an appointment	8	9	N/A	90.3%	89.1%	88.7%

* This is based on patients treated on this contract for their most recent course of treatment. Figures in italics indicate the base number of FP17s or Patient Questionnaire responses are less than 100. N/A is shown where the base number of responses is less than 10 during the period. % is calculated as Quantity/Base number*100

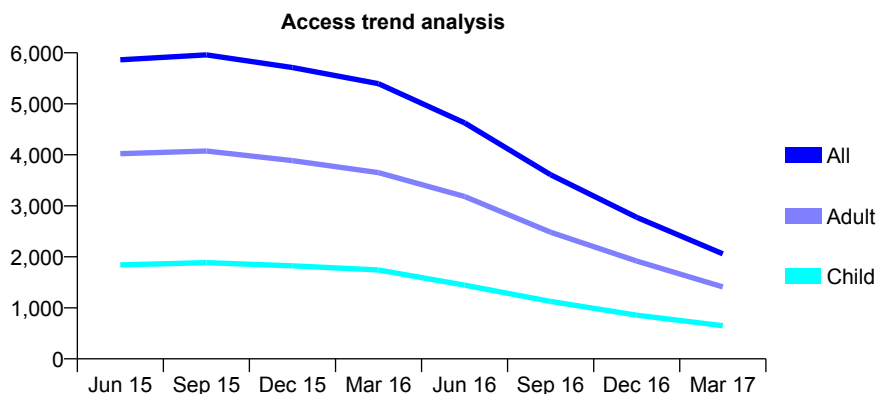
Q54 - Vital Signs At a Glance Contract Report for 109533/0001 - March 2017

Name or company name	Primecare Oral Health Services Ltd
Contract type name	PDS Plus Contract
Purpose of contract	General
Contract start date	14/02/2011
Contract end date	27/05/2016

16/17 Contracted general activity (UDA)	3,430
Carry forward general activity (UDA)	0
16/17 Contracted orthodontic activity (UOA)	0
Carry forward orthodontic activity (UOA)	0
Baseline contract value	£44,579.50

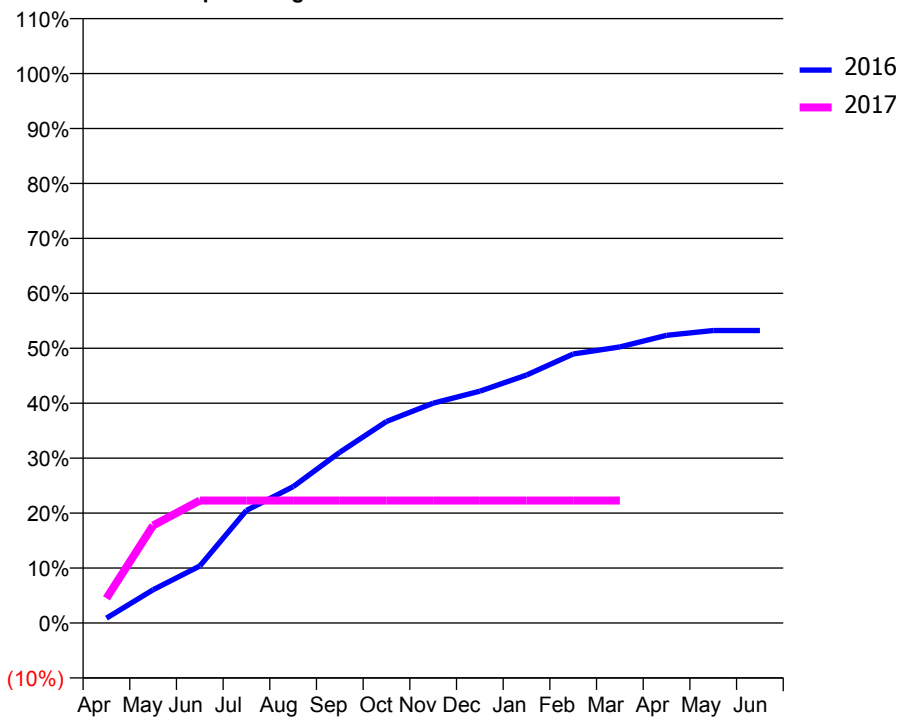
ACCESS*

Patients seen in 24 months	Total	Change since previous quarter
Quarter ending March 2016	5,394	
Quarter ending June 2016	4,627	↓
Quarter ending September 2016	3,608	↓
Quarter ending December 2016	2,774	↓
Quarter ending March 2017	2,060	↓
Variance since March 2016	(61.8%)	↓



ACTIVITY

Cumulative percentage of contracted UDA delivered 2016 & 2017



Month	Adjusted Scheduled Activity (UDA)	
	2016	2017
April	194	155
May	1,331	609
June	2,283	765
July	4,511	765
August	5,459	765
September	6,835	765
October	8,068	765
November	8,802	765
December	9,282	765
January	9,928	765
February	10,772	765
March	11,054	765
April	11,519	
May	11,713	
June	11,713	

QUALITY

	Quantity	Base Number	Contract	AT	Region	England
% of FP17s for the same patient ID Re-attending within 3 months - Children	9	191	4.7%	10.0%	12.0%	12.3%
% of FP17s for the same patient ID Re-attending within 3 months - Adults	53	532	10.0%	15.4%	16.0%	16.7%
% of FP17s for the same patient ID Re-attending between 3 & 9 months - Children	108	191	56.5%	51.1%	58.8%	57.6%
% of FP17s for the same patient ID Re-attending between 3 & 9 months - Adults	294	532	55.3%	46.4%	51.2%	50.1%
% of FP17s for Band 1 Urgent Courses	64	379	16.9%	8.1%	8.0%	9.1%
% of FP17s Relating to Free Repair or Replacements	14	379	3.7%	0.7%	0.8%	0.8%
% of FP17s Relating to Continuations	2	379	0.5%	0.9%	1.2%	1.2%
% of Patients satisfied with the dentistry they have received	5	5	N/A	92.1%	92.7%	92.8%
% of Patients satisfied with the time they had to wait for an appointment	4	5	N/A	90.3%	89.1%	88.7%

* This is based on patients treated on this contract for their most recent course of treatment. Figures in italics indicate the base number of FP17s or Patient Questionnaire responses are less than 100. N/A is shown where the base number of responses is less than 10 during the period. % is calculated as Quantity/Base number*100

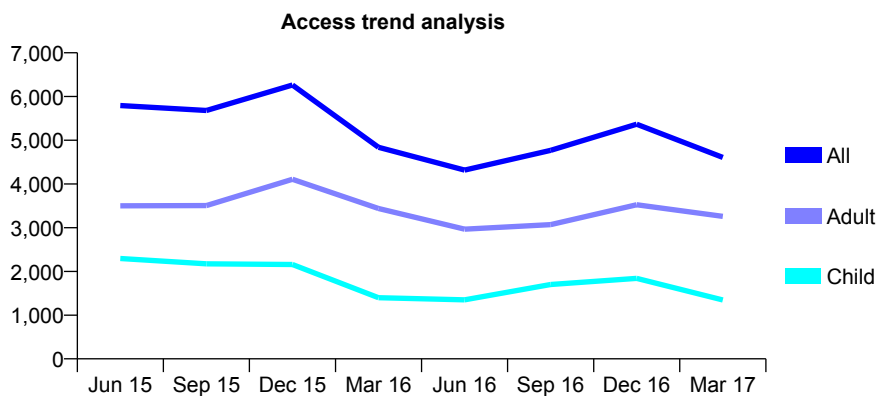
Q54 - Vital Signs At a Glance Contract Report for 109843/0001 - March 2017

Name or company name	Amit A Duggal & Gurpreet K Duggal
Contract type name	GDS Contract
Purpose of contract	General
Contract start date	01/04/2013
Contract end date	

16/17 Contracted general activity (UDA)	11,000
Carry forward general activity (UDA)	431
16/17 Contracted orthodontic activity (UOA)	0
Carry forward orthodontic activity (UOA)	0
Baseline contract value	£283,137.46

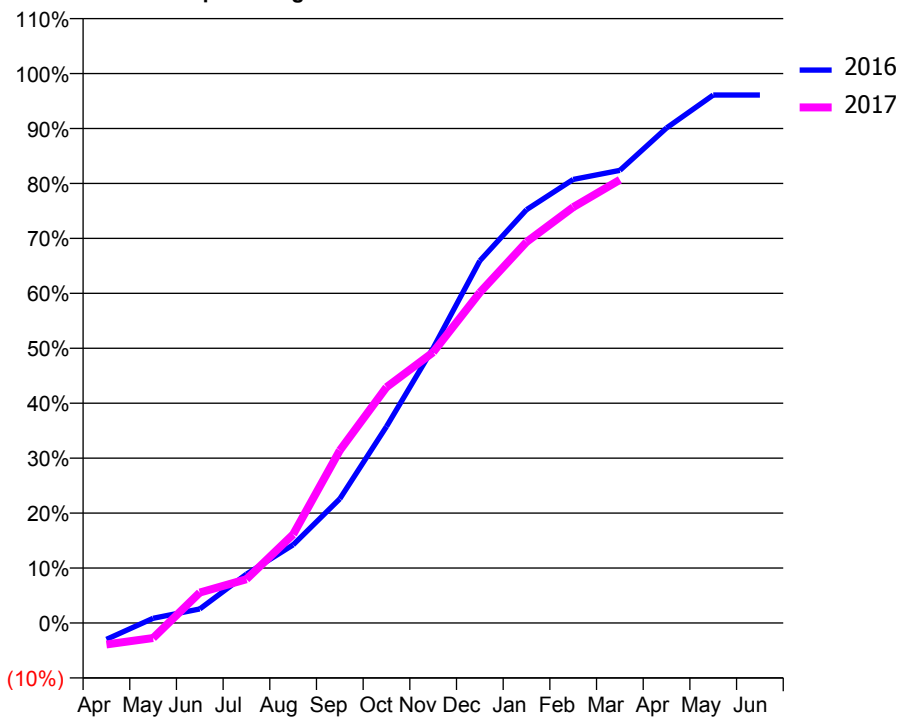
ACCESS*

Patients seen in 24 months	Total	Change since previous quarter
Quarter ending March 2016	4,839	
Quarter ending June 2016	4,317	↓
Quarter ending September 2016	4,769	↑
Quarter ending December 2016	5,366	↑
Quarter ending March 2017	4,606	↓
Variance since March 2016	(4.8%)	↓



ACTIVITY

Cumulative percentage of contracted UDA delivered 2016 & 2017



Adjusted Scheduled Activity (UDA)

Month	2016	2017
April	-329	-430
May	96	-302
June	281	610
July	978	876
August	1,567	1,773
September	2,488	3,456
October	3,934	4,721
November	5,506	5,421
December	7,251	6,615
January	8,274	7,627
February	8,880	8,325
March	9,061	8,870
April	9,911	
May	10,569	
June	10,569	

QUALITY

	Quantity	Base Number	Contract	AT	Region	England
% of FP17s for the same patient ID Re-attending within 3 months - Children	52	2,282	2.3%	10.0%	12.0%	12.3%
% of FP17s for the same patient ID Re-attending within 3 months - Adults	312	3,547	8.8%	15.4%	16.0%	16.7%
% of FP17s for the same patient ID Re-attending between 3 & 9 months - Children	235	2,282	10.3%	51.1%	58.8%	57.6%
% of FP17s for the same patient ID Re-attending between 3 & 9 months - Adults	633	3,547	17.8%	46.4%	51.2%	50.1%
% of FP17s for Band 1 Urgent Courses	262	5,090	5.1%	8.1%	8.0%	9.1%
% of FP17s Relating to Free Repair or Replacements	49	5,090	1.0%	0.7%	0.8%	0.8%
% of FP17s Relating to Continuations	29	5,090	0.6%	0.9%	1.2%	1.2%
% of Patients satisfied with the dentistry they have received	4	5	N/A	92.1%	92.7%	92.8%
% of Patients satisfied with the time they had to wait for an appointment	4	5	N/A	90.3%	89.1%	88.7%

* This is based on patients treated on this contract for their most recent course of treatment. Figures in italics indicate the base number of FP17s or Patient Questionnaire responses are less than 100. N/A is shown where the base number of responses is less than 10 during the period. % is calculated as Quantity/Base number*100

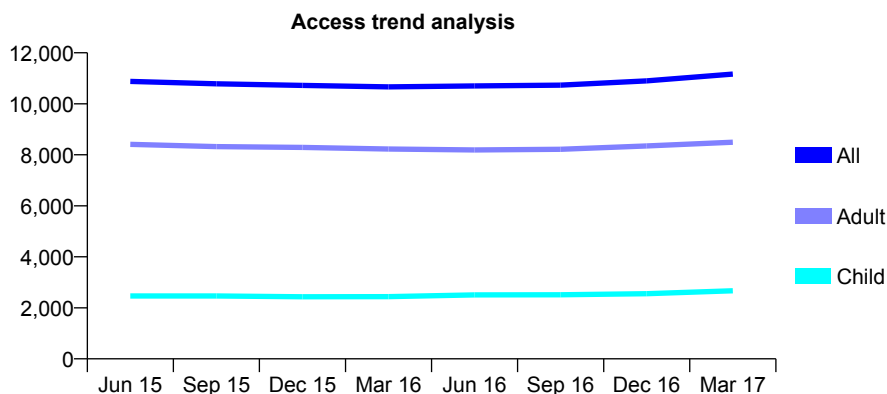
Q54 - Vital Signs At a Glance Contract Report for 110272/0001 - March 2017

Name or company name	Miss R. Sharma
Contract type name	Pilot Contract
Purpose of contract	General and Orthodontic
Contract start date	01/04/2010
Contract end date	

16/17 Contracted general activity (UDA)	33,454
Carry forward general activity (UDA)	0
16/17 Contracted orthodontic activity (UOA)	1,250
Carry forward orthodontic activity (UOA)	-25
Baseline contract value	£862,899.43

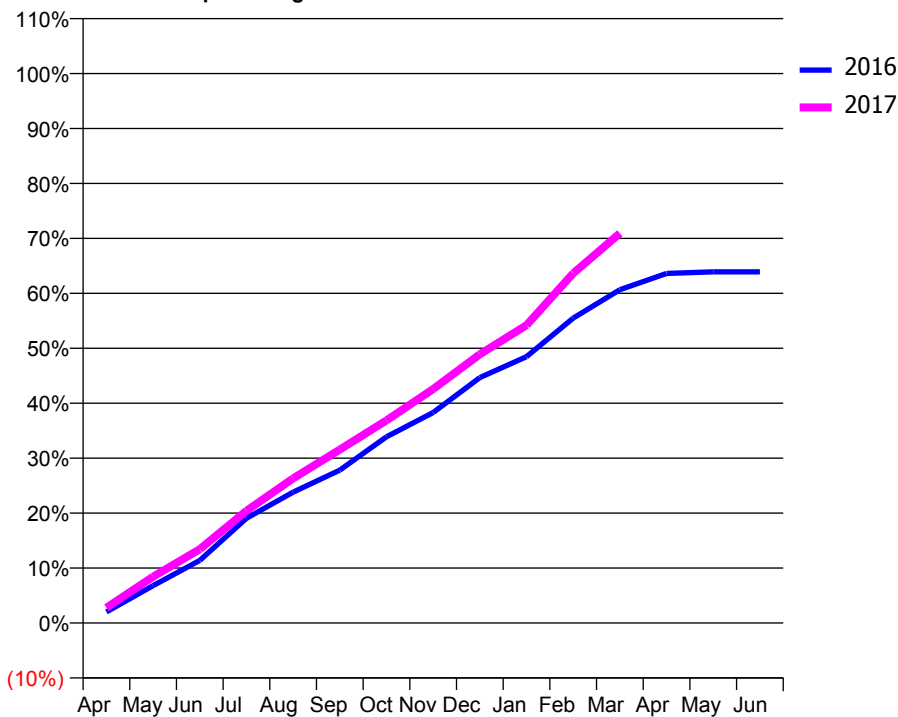
ACCESS*

Patients seen in 24 months	Total	Change since previous quarter
Quarter ending March 2016	10,666	
Quarter ending June 2016	10,700	→
Quarter ending September 2016	10,731	→
Quarter ending December 2016	10,901	→
Quarter ending March 2017	11,165	↑
Variance since March 2016	4.7%	↑



ACTIVITY

Cumulative percentage of contracted UDA delivered 2016 & 2017



Month	Adjusted Scheduled Activity (UDA)	
	2016	2017
April	679	931
May	2,274	2,823
June	3,815	4,492
July	6,378	6,828
August	7,969	8,803
September	9,308	10,559
October	11,334	12,333
November	12,812	14,241
December	14,941	16,366
January	16,214	18,134
February	18,561	21,290
March	20,288	23,727
April	21,280	
May	21,376	
June	21,382	

QUALITY

	Quantity	Base Number	Contract	AT	Region	England
% of FP17s for the same patient ID Re-attending within 3 months - Children	305	3,923	7.8%	10.0%	12.0%	12.3%
% of FP17s for the same patient ID Re-attending within 3 months - Adults	1,921	11,166	17.2%	15.4%	16.0%	16.7%
% of FP17s for the same patient ID Re-attending between 3 & 9 months - Children	1,972	3,923	50.3%	51.1%	58.8%	57.6%
% of FP17s for the same patient ID Re-attending between 3 & 9 months - Adults	4,497	11,166	40.3%	46.4%	51.2%	50.1%
% of FP17s for Band 1 Urgent Courses	992	13,383	7.4%	8.1%	8.0%	9.1%
% of FP17s Relating to Free Repair or Replacements	169	13,383	1.3%	0.7%	0.8%	0.8%
% of FP17s Relating to Continuations	125	13,383	0.9%	0.9%	1.2%	1.2%
% of Patients satisfied with the dentistry they have received	12	13	92.3%	92.1%	92.7%	92.8%
% of Patients satisfied with the time they had to wait for an appointment	12	13	92.3%	90.3%	89.1%	88.7%

* This is based on patients treated on this contract for their most recent course of treatment. Figures in italics indicate the base number of FP17s or Patient Questionnaire responses are less than 100. N/A is shown where the base number of responses is less than 10 during the period. % is calculated as Quantity/Base number*100

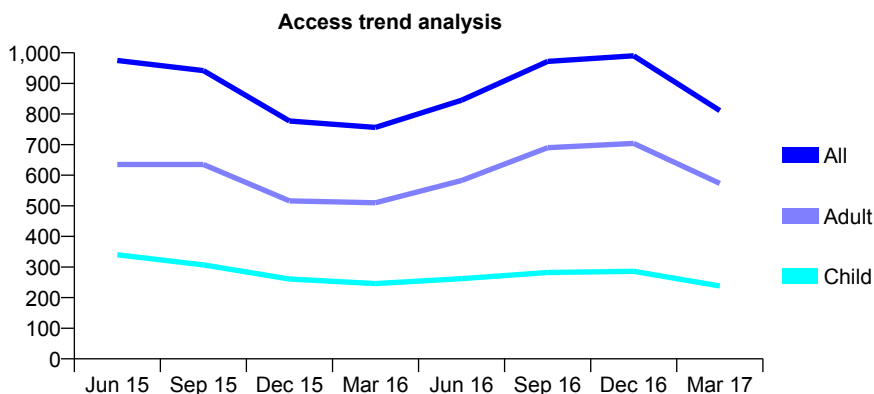
Q54 - Vital Signs At a Glance Contract Report for 114421/0001 - March 2017

Name or company name	Hanji and Goel Partnership t/a Waterloo De
Contract type name	GDS Contract
Purpose of contract	General
Contract start date	01/09/2014
Contract end date	

16/17 Contracted general activity (UDA)	3,078
Carry forward general activity (UDA)	-62
16/17 Contracted orthodontic activity (UOA)	0
Carry forward orthodontic activity (UOA)	0
Baseline contract value	£86,913.28

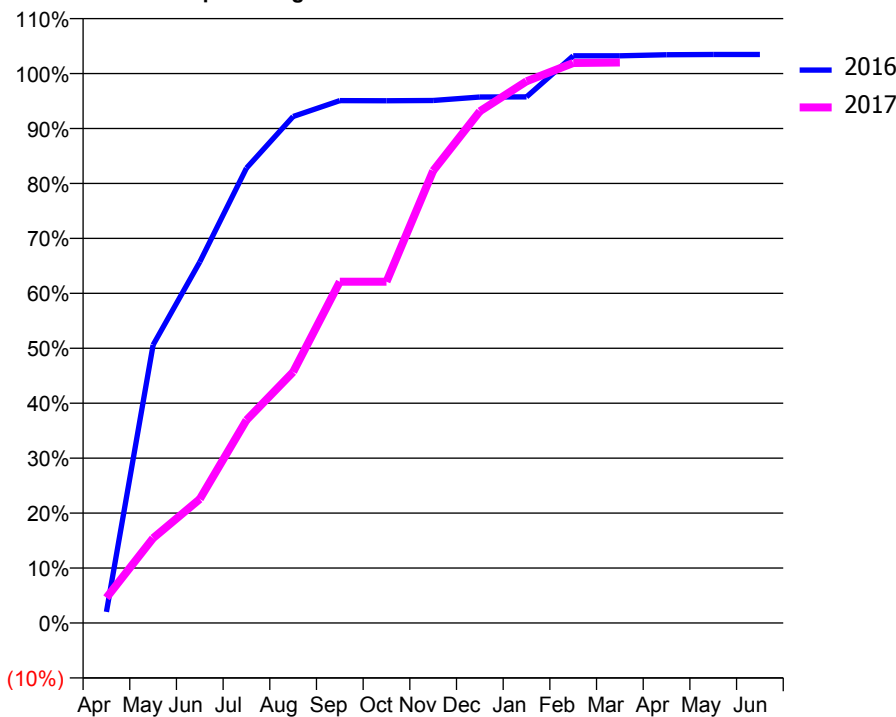
ACCESS*

Patients seen in 24 months	Total	Change since previous quarter
Quarter ending March 2016	756	
Quarter ending June 2016	845	↑
Quarter ending September 2016	972	↑
Quarter ending December 2016	990	→
Quarter ending March 2017	811	↓
Variance since March 2016	7.3%	↑



ACTIVITY

Cumulative percentage of contracted UDA delivered 2016 & 2017



Month	Adjusted Scheduled Activity (UDA)	
	2016	2017
April	62	141
May	1,557	475
June	2,022	695
July	2,548	1,136
August	2,837	1,406
September	2,926	1,912
October	2,925	1,912
November	2,927	2,533
December	2,946	2,866
January	2,947	3,034
February	3,177	3,137
March	3,177	3,140
April	3,183	
May	3,184	
June	3,184	

QUALITY

	Quantity	Base Number	Contract	AT	Region	England
% of FP17s for the same patient ID Re-attending within 3 months - Children	19	252	7.5%	10.0%	12.0%	12.3%
% of FP17s for the same patient ID Re-attending within 3 months - Adults	106	661	16.0%	15.4%	16.0%	16.7%
% of FP17s for the same patient ID Re-attending between 3 & 9 months - Children	17	252	6.7%	51.1%	58.8%	57.6%
% of FP17s for the same patient ID Re-attending between 3 & 9 months - Adults	64	661	9.7%	46.4%	51.2%	50.1%
% of FP17s for Band 1 Urgent Courses	279	910	30.7%	8.1%	8.0%	9.1%
% of FP17s Relating to Free Repair or Replacements	5	910	0.5%	0.7%	0.8%	0.8%
% of FP17s Relating to Continuations	0	910	0.0%	0.9%	1.2%	1.2%
% of Patients satisfied with the dentistry they have received	2	2	N/A	92.1%	92.7%	92.8%
% of Patients satisfied with the time they had to wait for an appointment	1	2	N/A	90.3%	89.1%	88.7%

* This is based on patients treated on this contract for their most recent course of treatment. Figures in italics indicate the base number of FP17s or Patient Questionnaire responses are less than 100. N/A is shown where the base number of responses is less than 10 during the period. % is calculated as Quantity/Base number*100

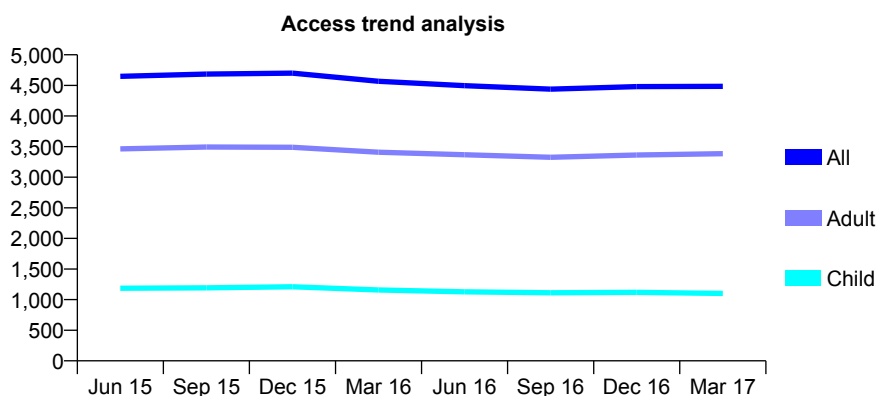
Q54 - Vital Signs At a Glance Contract Report for 114634/0001 - March 2017

Name or company name	Addison/Addison GDS contract partnership
Contract type name	GDS Contract
Purpose of contract	General
Contract start date	01/04/2012
Contract end date	

16/17 Contracted general activity (UDA)	11,547
Carry forward general activity (UDA)	-204
16/17 Contracted orthodontic activity (UOA)	0
Carry forward orthodontic activity (UOA)	0
Baseline contract value	£288,001.09

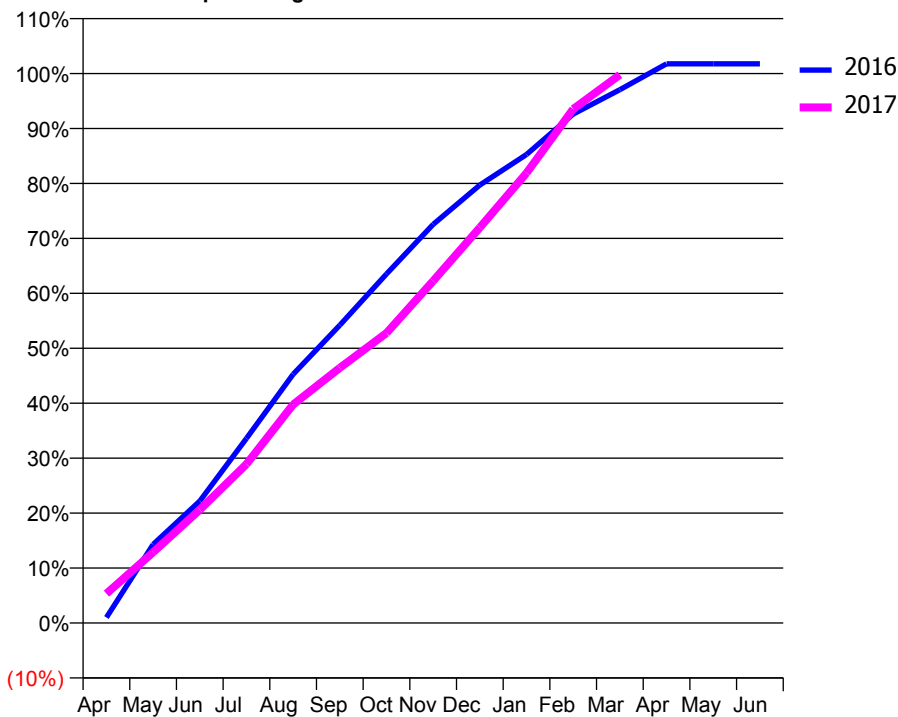
ACCESS*

Patients seen in 24 months	Total	Change since previous quarter
Quarter ending March 2016	4,567	
Quarter ending June 2016	4,496	↓
Quarter ending September 2016	4,439	↓
Quarter ending December 2016	4,480	→
Quarter ending March 2017	4,485	→
Variance since March 2016	(1.8%)	↓



ACTIVITY

Cumulative percentage of contracted UDA delivered 2016 & 2017



QUALITY

	Quantity	Base Number	Contract	AT	Region	England
% of FP17s for the same patient ID Re-attending within 3 months - Children	79	1,871	4.2%	10.0%	12.0%	12.3%
% of FP17s for the same patient ID Re-attending within 3 months - Adults	587	5,154	11.4%	15.4%	16.0%	16.7%
% of FP17s for the same patient ID Re-attending between 3 & 9 months - Children	1,250	1,871	66.8%	51.1%	58.8%	57.6%
% of FP17s for the same patient ID Re-attending between 3 & 9 months - Adults	3,023	5,154	58.7%	46.4%	51.2%	50.1%
% of FP17s for Band 1 Urgent Courses	288	6,743	4.3%	8.1%	8.0%	9.1%
% of FP17s Relating to Free Repair or Replacements	7	6,743	0.1%	0.7%	0.8%	0.8%
% of FP17s Relating to Continuations	91	6,743	1.3%	0.9%	1.2%	1.2%
% of Patients satisfied with the dentistry they have received	6	7	N/A	92.1%	92.7%	92.8%
% of Patients satisfied with the time they had to wait for an appointment	6	7	N/A	90.3%	89.1%	88.7%

* This is based on patients treated on this contract for their most recent course of treatment. Figures in italics indicate the base number of FP17s or Patient Questionnaire responses are less than 100. N/A is shown where the base number of responses is less than 10 during the period. % is calculated as Quantity/Base number*100

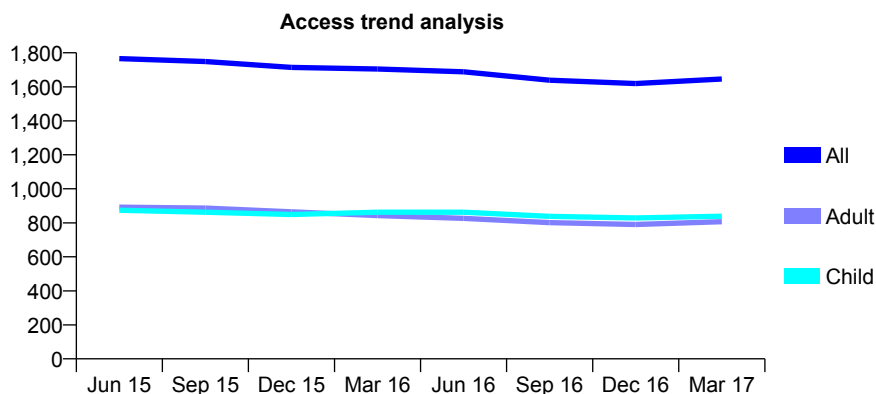
Q54 - Vital Signs At a Glance Contract Report for 116343/0001 - March 2017

Name or company name	The Dental Surgery
Contract type name	GDS Contract
Purpose of contract	General
Contract start date	22/12/2010
Contract end date	

16/17 Contracted general activity (UDA)	6,221
Carry forward general activity (UDA)	-49
16/17 Contracted orthodontic activity (UOA)	0
Carry forward orthodontic activity (UOA)	0
Baseline contract value	£163,390.43

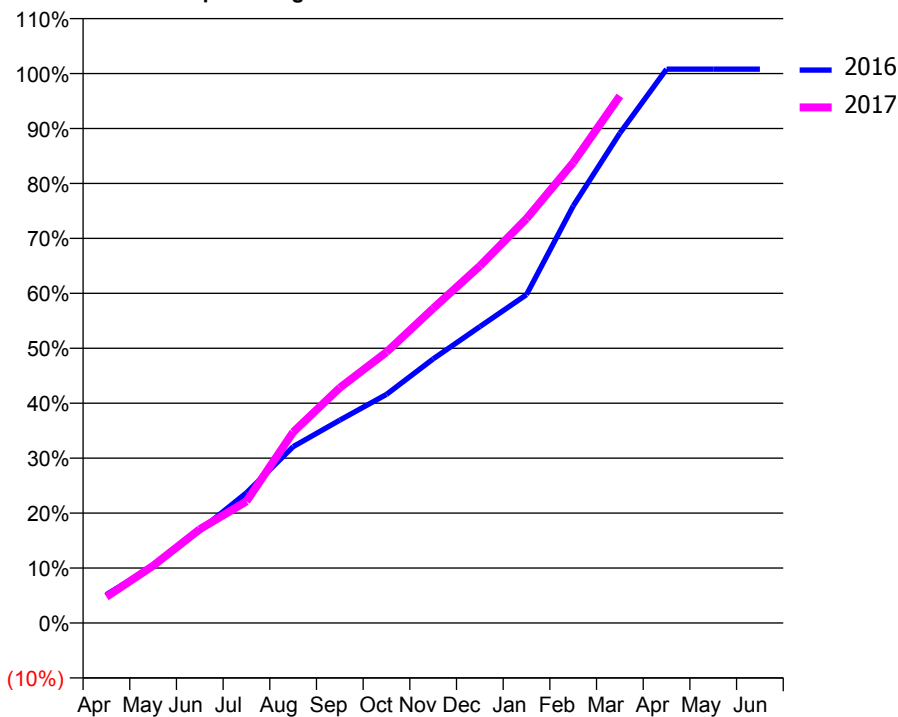
ACCESS*

Patients seen in 24 months	Total	Change since previous quarter
Quarter ending March 2016	1,705	
Quarter ending June 2016	1,688	→
Quarter ending September 2016	1,639	↓
Quarter ending December 2016	1,619	↓
Quarter ending March 2017	1,646	→
Variance since March 2016	(3.5%)	↓



ACTIVITY

Cumulative percentage of contracted UDA delivered 2016 & 2017



Adjusted Scheduled Activity (UDA)

Month	2016	2017
April	323	297
May	644	648
June	1,049	1,062
July	1,474	1,378
August	1,997	2,162
September	2,296	2,663
October	2,588	3,067
November	2,991	3,562
December	3,355	4,041
January	3,717	4,578
February	4,721	5,212
March	5,546	5,967
April	6,270	
May	6,270	
June	6,270	

QUALITY

	Quantity	Base Number	Contract	AT	Region	England
% of FP17s for the same patient ID Re-attending within 3 months - Children	96	1,704	5.6%	10.0%	12.0%	12.3%
% of FP17s for the same patient ID Re-attending within 3 months - Adults	222	1,323	16.8%	15.4%	16.0%	16.7%
% of FP17s for the same patient ID Re-attending between 3 & 9 months - Children	1,242	1,704	72.9%	51.1%	58.8%	57.6%
% of FP17s for the same patient ID Re-attending between 3 & 9 months - Adults	754	1,323	57.0%	46.4%	51.2%	50.1%
% of FP17s for Band 1 Urgent Courses	99	2,766	3.6%	8.1%	8.0%	9.1%
% of FP17s Relating to Free Repair or Replacements	0	2,766	0.0%	0.7%	0.8%	0.8%
% of FP17s Relating to Continuations	9	2,766	0.3%	0.9%	1.2%	1.2%
% of Patients satisfied with the dentistry they have received	0	0	N/A	92.1%	92.7%	92.8%
% of Patients satisfied with the time they had to wait for an appointment	0	0	N/A	90.3%	89.1%	88.7%

* This is based on patients treated on this contract for their most recent course of treatment. Figures in italics indicate the base number of FP17s or Patient Questionnaire responses are less than 100. N/A is shown where the base number of responses is less than 10 during the period. % is calculated as Quantity/Base number*100

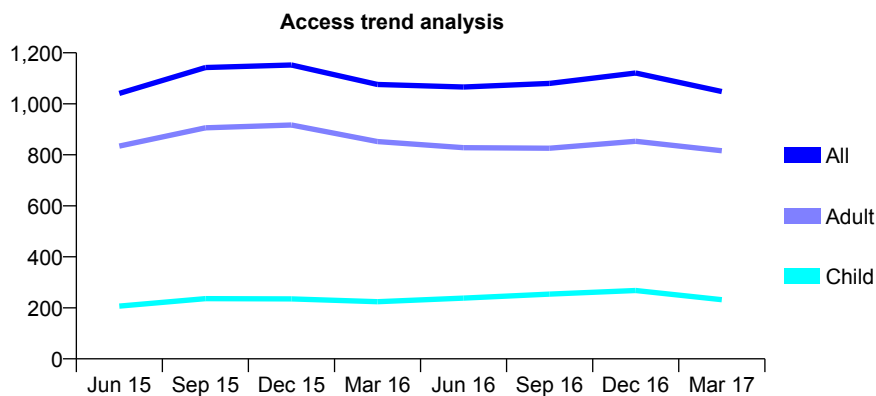
Q54 - Vital Signs At a Glance Contract Report for 116351/0001 - March 2017

Name or company name	Hillary Street Dental Practice
Contract type name	GDS Contract
Purpose of contract	General
Contract start date	01/04/2011
Contract end date	

16/17 Contracted general activity (UDA)	3,560
Carry forward general activity (UDA)	-39
16/17 Contracted orthodontic activity (UOA)	0
Carry forward orthodontic activity (UOA)	0
Baseline contract value	£83,928.14

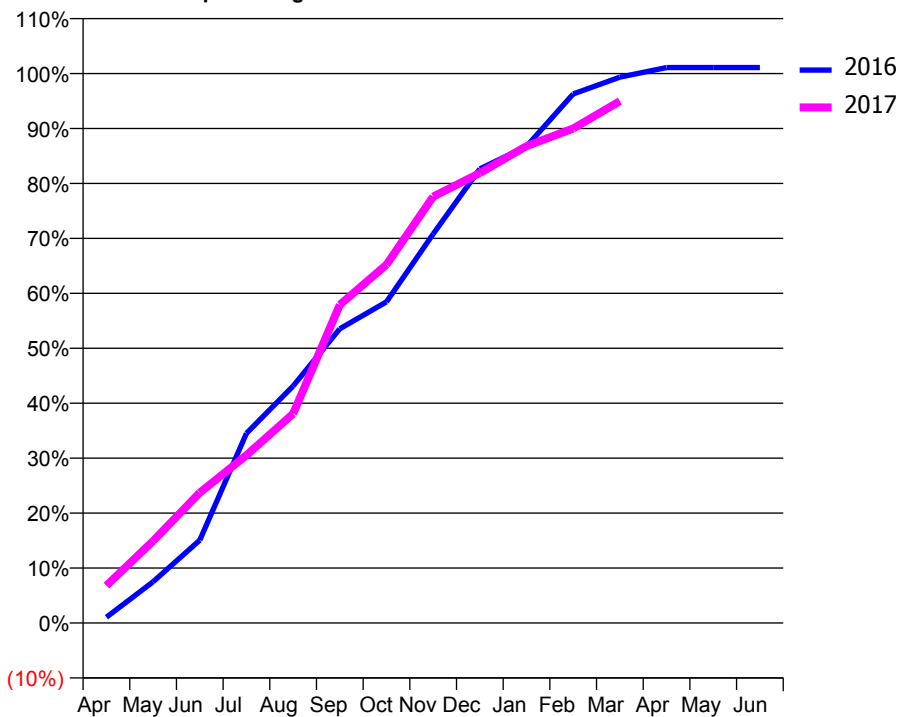
ACCESS*

Patients seen in 24 months	Total	Change since previous quarter
Quarter ending March 2016	1,076	
Quarter ending June 2016	1,066	→
Quarter ending September 2016	1,080	→
Quarter ending December 2016	1,121	↑
Quarter ending March 2017	1,048	↓
Variance since March 2016	(2.6%)	↓



ACTIVITY

Cumulative percentage of contracted UDA delivered 2016 & 2017



Adjusted Scheduled Activity (UDA)

Month	2016	2017
April	38	242
May	267	532
June	537	844
July	1,229	1,087
August	1,536	1,356
September	1,906	2,061
October	2,081	2,322
November	2,521	2,762
December	2,942	2,916
January	3,088	3,090
February	3,428	3,204
March	3,536	3,381
April	3,599	
May	3,599	
June	3,599	

QUALITY

	Quantity	Base Number	Contract	AT	Region	England
% of FP17s for the same patient ID Re-attending within 3 months - Children	15	274	5.5%	10.0%	12.0%	12.3%
% of FP17s for the same patient ID Re-attending within 3 months - Adults	87	797	10.9%	15.4%	16.0%	16.7%
% of FP17s for the same patient ID Re-attending between 3 & 9 months - Children	46	274	16.8%	51.1%	58.8%	57.6%
% of FP17s for the same patient ID Re-attending between 3 & 9 months - Adults	164	797	20.6%	46.4%	51.2%	50.1%
% of FP17s for Band 1 Urgent Courses	141	1,061	13.3%	8.1%	8.0%	9.1%
% of FP17s Relating to Free Repair or Replacements	6	1,061	0.6%	0.7%	0.8%	0.8%
% of FP17s Relating to Continuations	22	1,061	2.1%	0.9%	1.2%	1.2%
% of Patients satisfied with the dentistry they have received	0	1	N/A	92.1%	92.7%	92.8%
% of Patients satisfied with the time they had to wait for an appointment	1	1	N/A	90.3%	89.1%	88.7%

* This is based on patients treated on this contract for their most recent course of treatment. Figures in italics indicate the base number of FP17s or Patient Questionnaire responses are less than 100. N/A is shown where the base number of responses is less than 10 during the period. % is calculated as Quantity/Base number*100

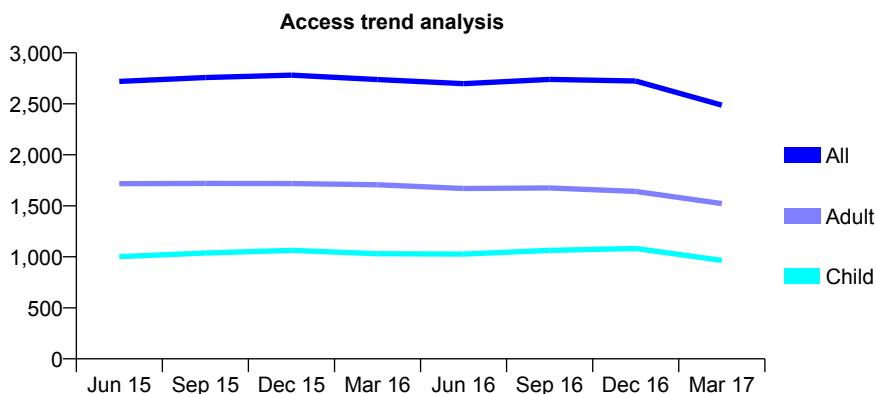
Q54 - Vital Signs At a Glance Contract Report for 116661/0001 - March 2017

Name or company name	Springfield Dental Practice
Contract type name	GDS Contract
Purpose of contract	General
Contract start date	01/01/2009
Contract end date	

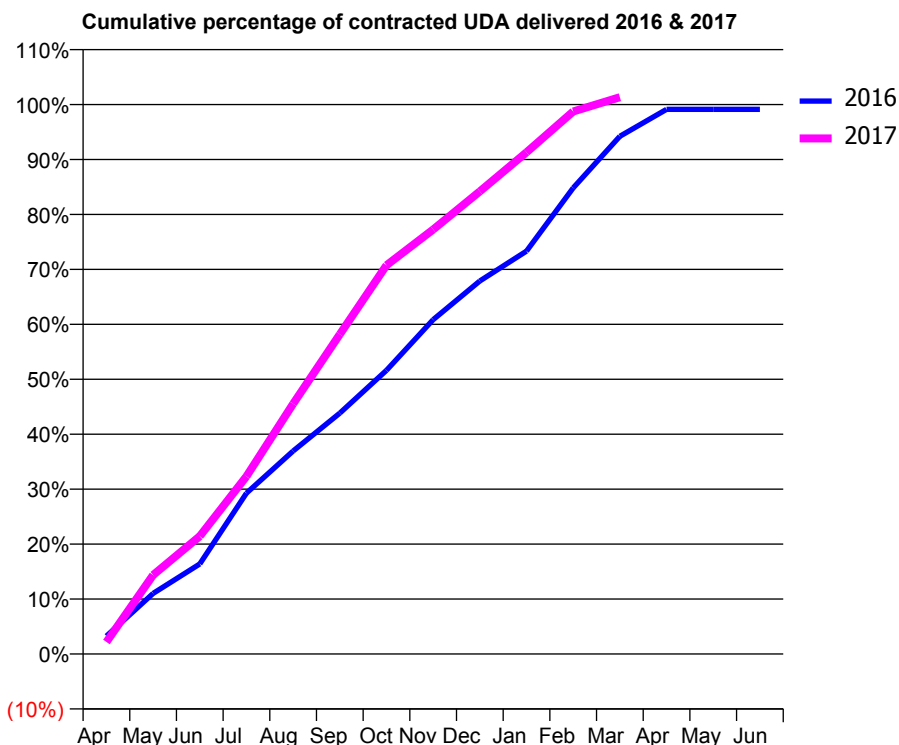
16/17 Contracted general activity (UDA)	8,176
Carry forward general activity (UDA)	73
16/17 Contracted orthodontic activity (UOA)	0
Carry forward orthodontic activity (UOA)	0
Baseline contract value	£166,152.70

ACCESS*

Patients seen in 24 months	Total	Change since previous quarter
Quarter ending March 2016	2,738	
Quarter ending June 2016	2,697	↓
Quarter ending September 2016	2,739	→
Quarter ending December 2016	2,723	→
Quarter ending March 2017	2,487	↓
Variance since March 2016	(9.2%)	↓



ACTIVITY



Month	Adjusted Scheduled Activity (UDA)	
	2016	2017
April	267	179
May	902	1,176
June	1,341	1,752
July	2,393	2,643
August	3,021	3,722
September	3,584	4,757
October	4,222	5,785
November	4,976	6,316
December	5,550	6,884
January	5,994	7,464
February	6,935	8,072
March	7,704	8,285
April	8,103	
May	8,103	
June	8,103	

QUALITY

	Quantity	Base Number	Contract	AT	Region	England
% of FP17s for the same patient ID Re-attending within 3 months - Children	75	1,153	6.5%	10.0%	12.0%	12.3%
% of FP17s for the same patient ID Re-attending within 3 months - Adults	262	1,696	15.4%	15.4%	16.0%	16.7%
% of FP17s for the same patient ID Re-attending between 3 & 9 months - Children	431	1,153	37.4%	51.1%	58.8%	57.6%
% of FP17s for the same patient ID Re-attending between 3 & 9 months - Adults	649	1,696	38.3%	46.4%	51.2%	50.1%
% of FP17s for Band 1 Urgent Courses	169	2,723	6.2%	8.1%	8.0%	9.1%
% of FP17s Relating to Free Repair or Replacements	10	2,723	0.4%	0.7%	0.8%	0.8%
% of FP17s Relating to Continuations	38	2,723	1.4%	0.9%	1.2%	1.2%
% of Patients satisfied with the dentistry they have received	1	1	N/A	92.1%	92.7%	92.8%
% of Patients satisfied with the time they had to wait for an appointment	0	1	N/A	90.3%	89.1%	88.7%

* This is based on patients treated on this contract for their most recent course of treatment. Figures in italics indicate the base number of FP17s or Patient Questionnaire responses are less than 100. N/A is shown where the base number of responses is less than 10 during the period. % is calculated as Quantity/Base number*100

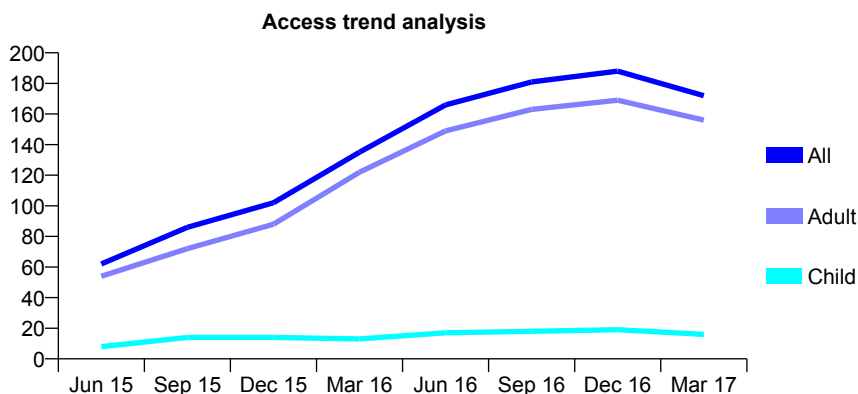
Q54 - Vital Signs At a Glance Contract Report for 119725/0001 - March 2017

Name or company name	BCHC - Walsall Out of Hours
Contract type name	PDS Contract
Purpose of contract	General
Contract start date	01/10/2014
Contract end date	30/09/2024

16/17 Contracted general activity (UDA)	456
Carry forward general activity (UDA)	0
16/17 Contracted orthodontic activity (UOA)	0
Carry forward orthodontic activity (UOA)	0
Baseline contract value	£0.00

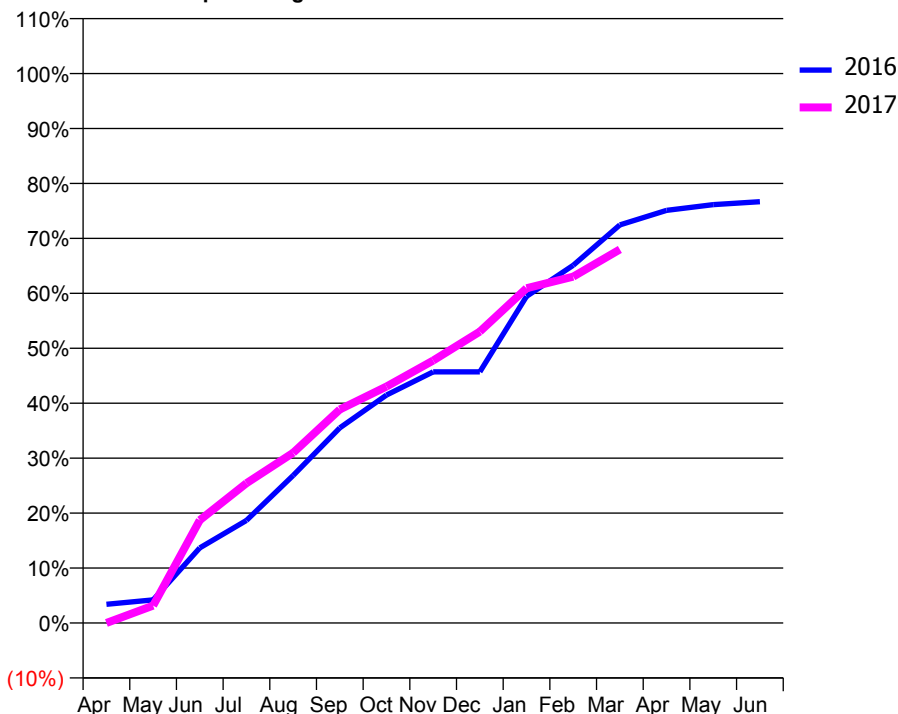
ACCESS*

Patients seen in 24 months	Total	Change since previous quarter
Quarter ending March 2016	135	
Quarter ending June 2016	166	↑
Quarter ending September 2016	181	↑
Quarter ending December 2016	188	↑
Quarter ending March 2017	172	↓
Variance since March 2016	27.4%	↑



ACTIVITY

Cumulative percentage of contracted UDA delivered 2016 & 2017



Month	Adjusted Scheduled Activity (UDA)	
	2016	2017
April	16	0
May	19	14
June	62	85
July	85	116
August	122	141
September	162	177
October	189	196
November	208	218
December	208	242
January	271	278
February	297	287
March	330	310
April	342	
May	347	
June	350	

QUALITY

	Quantity	Base Number	Contract	AT	Region	England
% of FP17s for the same patient ID Re-attending within 3 months - Children	0	47	0.0%	10.0%	12.0%	12.3%
% of FP17s for the same patient ID Re-attending within 3 months - Adults	0	249	0.0%	15.4%	16.0%	16.7%
% of FP17s for the same patient ID Re-attending between 3 & 9 months - Children	0	47	0.0%	51.1%	58.8%	57.6%
% of FP17s for the same patient ID Re-attending between 3 & 9 months - Adults	0	249	0.0%	46.4%	51.2%	50.1%
% of FP17s for Band 1 Urgent Courses	250	256	97.7%	8.1%	8.0%	9.1%
% of FP17s Relating to Free Repair or Replacements	0	256	0.0%	0.7%	0.8%	0.8%
% of FP17s Relating to Continuations	0	256	0.0%	0.9%	1.2%	1.2%
% of Patients satisfied with the dentistry they have received	0	0	N/A	92.1%	92.7%	92.8%
% of Patients satisfied with the time they had to wait for an appointment	0	0	N/A	90.3%	89.1%	88.7%

* This is based on patients treated on this contract for their most recent course of treatment. Figures in italics indicate the base number of FP17s or Patient Questionnaire responses are less than 100. N/A is shown where the base number of responses is less than 10 during the period. % is calculated as Quantity/Base number*100

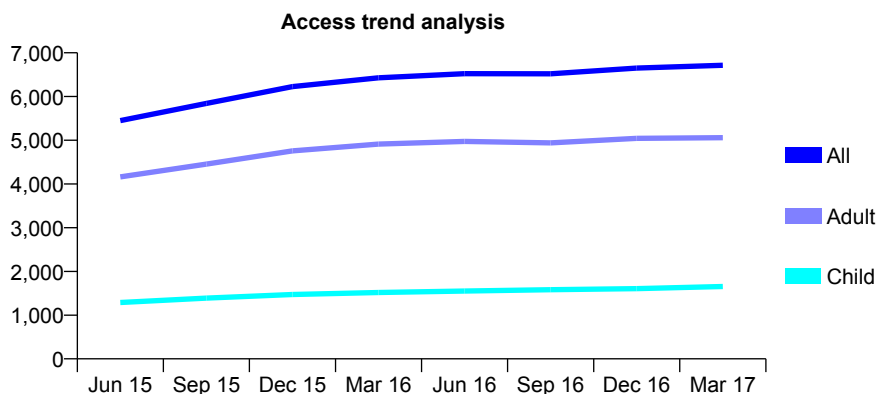
Q54 - Vital Signs At a Glance Contract Report for 120707/0001 - March 2017

Name or company name	Kings Norton Dental Practice
Contract type name	GDS Contract
Purpose of contract	General
Contract start date	28/06/2013
Contract end date	

16/17 Contracted general activity (UDA)	18,339
Carry forward general activity (UDA)	-54
16/17 Contracted orthodontic activity (UOA)	0
Carry forward orthodontic activity (UOA)	0
Baseline contract value	£455,686.64

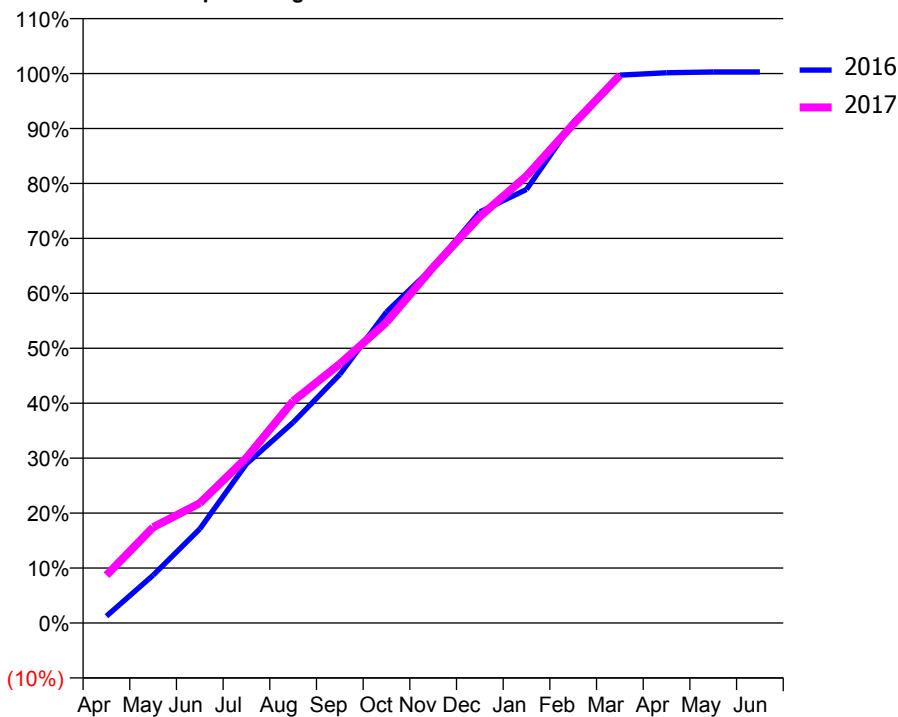
ACCESS*

Patients seen in 24 months	Total	Change since previous quarter
Quarter ending March 2016	6,429	
Quarter ending June 2016	6,524	→
Quarter ending September 2016	6,520	→
Quarter ending December 2016	6,650	→
Quarter ending March 2017	6,714	→
Variance since March 2016	4.4%	↑



ACTIVITY

Cumulative percentage of contracted UDA delivered 2016 & 2017



Month	Adjusted Scheduled Activity (UDA)	
	2016	2017
April	230	1,593
May	1,595	3,197
June	3,139	4,000
July	5,312	5,515
August	6,694	7,406
September	8,296	8,647
October	10,382	10,038
November	11,876	11,875
December	13,720	13,565
January	14,469	14,919
February	16,715	16,644
March	18,283	18,278
April	18,364	
May	18,393	
June	18,393	

QUALITY

	Quantity	Base Number	Contract	AT	Region	England
% of FP17s for the same patient ID Re-attending within 3 months - Children	159	2,118	7.5%	10.0%	12.0%	12.3%
% of FP17s for the same patient ID Re-attending within 3 months - Adults	804	6,337	12.7%	15.4%	16.0%	16.7%
% of FP17s for the same patient ID Re-attending between 3 & 9 months - Children	1,069	2,118	50.5%	51.1%	58.8%	57.6%
% of FP17s for the same patient ID Re-attending between 3 & 9 months - Adults	3,214	6,337	50.7%	46.4%	51.2%	50.1%
% of FP17s for Band 1 Urgent Courses	576	8,410	6.8%	8.1%	8.0%	9.1%
% of FP17s Relating to Free Repair or Replacements	75	8,410	0.9%	0.7%	0.8%	0.8%
% of FP17s Relating to Continuations	138	8,410	1.6%	0.9%	1.2%	1.2%
% of Patients satisfied with the dentistry they have received	6	7	N/A	92.1%	92.7%	92.8%
% of Patients satisfied with the time they had to wait for an appointment	6	7	N/A	90.3%	89.1%	88.7%

* This is based on patients treated on this contract for their most recent course of treatment. Figures in italics indicate the base number of FP17s or Patient Questionnaire responses are less than 100. N/A is shown where the base number of responses is less than 10 during the period. % is calculated as Quantity/Base number*100

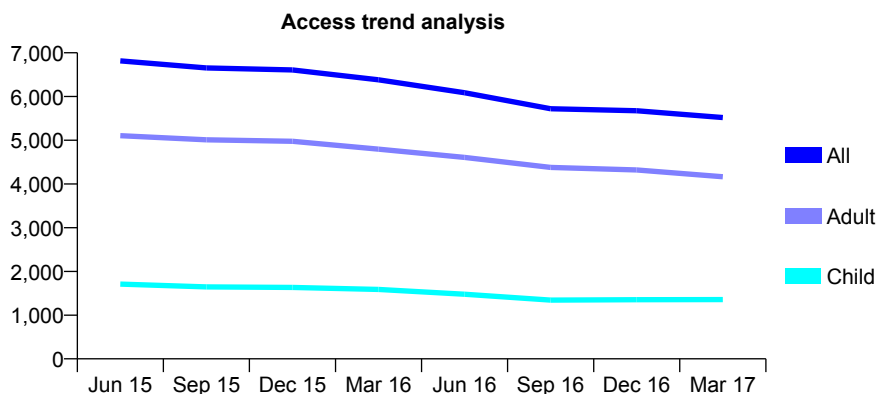
Q54 - Vital Signs At a Glance Contract Report for 121444/0001 - March 2017

Name or company name	South Road Dental Practice
Contract type name	Pilot Contract
Purpose of contract	General
Contract start date	01/04/2009
Contract end date	

16/17 Contracted general activity (UDA)	25,349
Carry forward general activity (UDA)	0
16/17 Contracted orthodontic activity (UOA)	0
Carry forward orthodontic activity (UOA)	0
Baseline contract value	£608,635.52

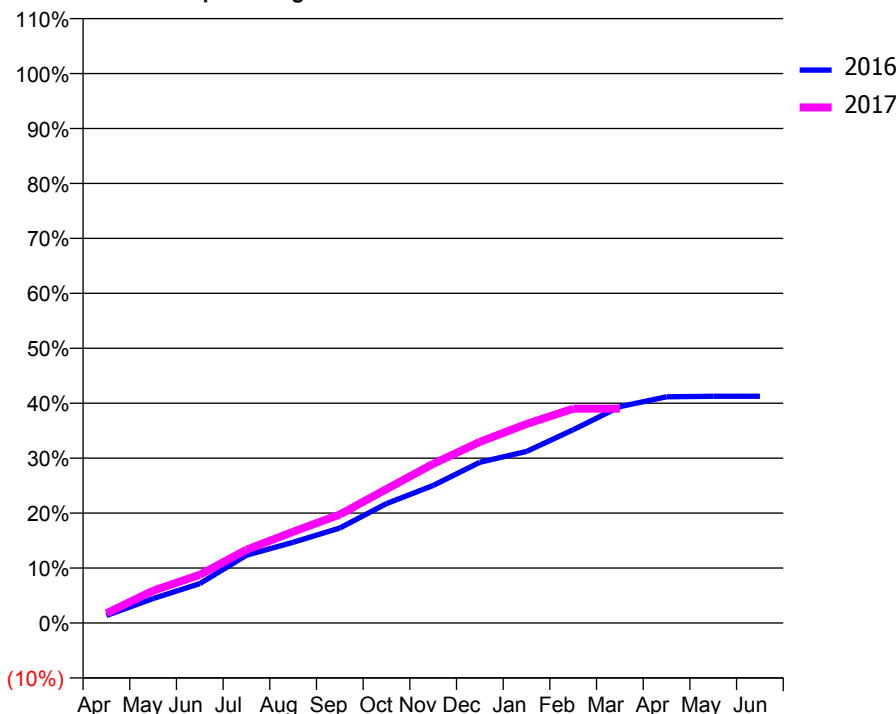
ACCESS*

Patients seen in 24 months	Total	Change since previous quarter
Quarter ending March 2016	6,382	
Quarter ending June 2016	6,085	↓
Quarter ending September 2016	5,722	↓
Quarter ending December 2016	5,674	→
Quarter ending March 2017	5,520	↓
Variance since March 2016	(13.5%)	↓



ACTIVITY

Cumulative percentage of contracted UDA delivered 2016 & 2017



Adjusted Scheduled Activity (UDA)

Month	2016	2017
April	349	444
May	1,127	1,494
June	1,815	2,226
July	3,129	3,379
August	3,723	4,211
September	4,386	5,003
October	5,506	6,181
November	6,345	7,340
December	7,414	8,355
January	7,911	9,181
February	8,914	9,889
March	9,982	9,889
April	10,434	
May	10,459	
June	10,461	

QUALITY

	Quantity	Base Number	Contract	AT	Region	England
% of FP17s for the same patient ID Re-attending within 3 months - Children	62	1,597	3.9%	10.0%	12.0%	12.3%
% of FP17s for the same patient ID Re-attending within 3 months - Adults	504	4,847	10.4%	15.4%	16.0%	16.7%
% of FP17s for the same patient ID Re-attending between 3 & 9 months - Children	838	1,597	52.5%	51.1%	58.8%	57.6%
% of FP17s for the same patient ID Re-attending between 3 & 9 months - Adults	2,450	4,847	50.5%	46.4%	51.2%	50.1%
% of FP17s for Band 1 Urgent Courses	201	5,884	3.4%	8.1%	8.0%	9.1%
% of FP17s Relating to Free Repair or Replacements	37	5,884	0.6%	0.7%	0.8%	0.8%
% of FP17s Relating to Continuations	38	5,884	0.6%	0.9%	1.2%	1.2%
% of Patients satisfied with the dentistry they have received	2	2	N/A	92.1%	92.7%	92.8%
% of Patients satisfied with the time they had to wait for an appointment	2	2	N/A	90.3%	89.1%	88.7%

* This is based on patients treated on this contract for their most recent course of treatment. Figures in italics indicate the base number of FP17s or Patient Questionnaire responses are less than 100. N/A is shown where the base number of responses is less than 10 during the period. % is calculated as Quantity/Base number*100

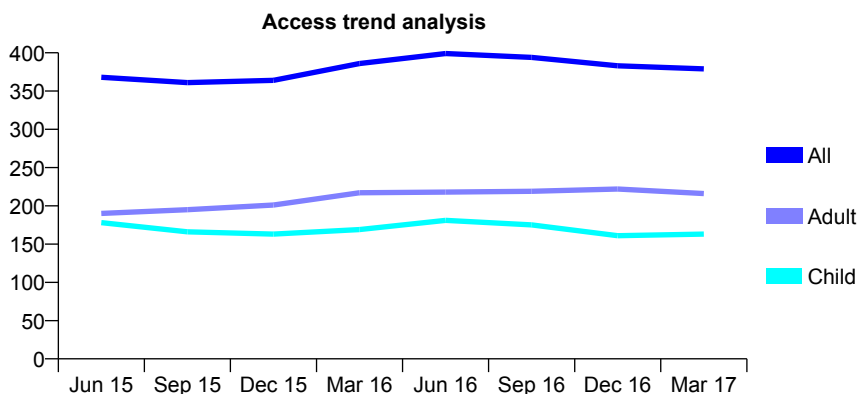
Q54 - Vital Signs At a Glance Contract Report for 121452/0001 - March 2017

Name or company name	Kassam GDS Contract Partnership
Contract type name	GDS Contract
Purpose of contract	General
Contract start date	01/02/2013
Contract end date	

16/17 Contracted general activity (UDA)	1,000
Carry forward general activity (UDA)	-2
16/17 Contracted orthodontic activity (UOA)	0
Carry forward orthodontic activity (UOA)	0
Baseline contract value	£27,938.38

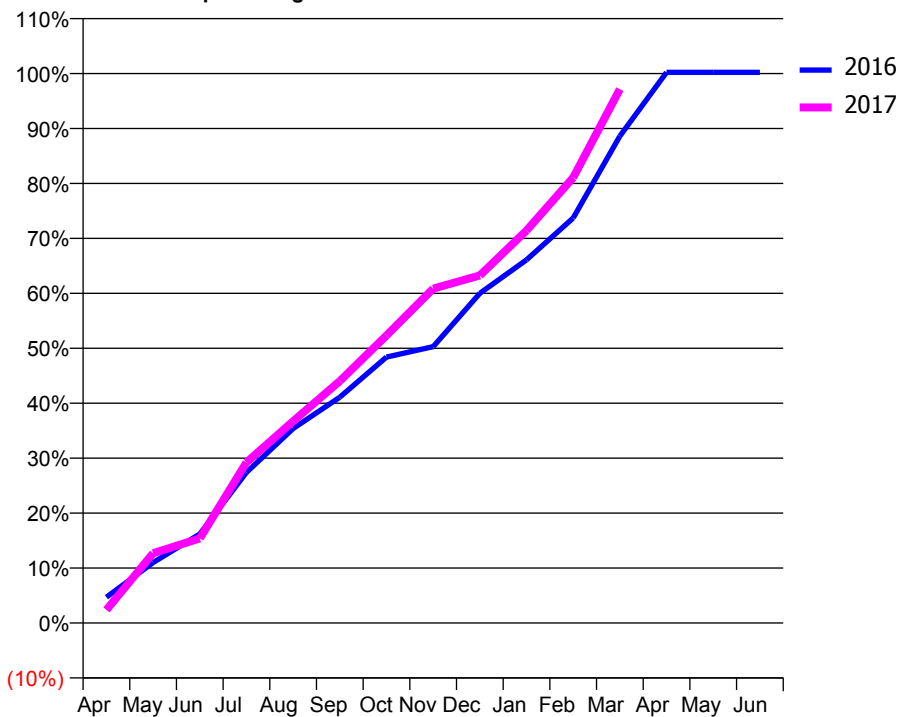
ACCESS*

Patients seen in 24 months	Total	Change since previous quarter
Quarter ending March 2016	386	
Quarter ending June 2016	399	↑
Quarter ending September 2016	394	↓
Quarter ending December 2016	383	↓
Quarter ending March 2017	379	↓
Variance since March 2016	(1.8%)	↓



ACTIVITY

Cumulative percentage of contracted UDA delivered 2016 & 2017



Month	Adjusted Scheduled Activity (UDA)	
	2016	2017
April	47	24
May	110	127
June	162	154
July	274	292
August	354	367
September	411	440
October	484	523
November	503	608
December	600	632
January	661	714
February	737	811
March	886	972
April	1,002	
May	1,002	
June	1,002	

QUALITY

	Quantity	Base Number	Contract	AT	Region	England
% of FP17s for the same patient ID Re-attending within 3 months - Children	7	221	3.2%	10.0%	12.0%	12.3%
% of FP17s for the same patient ID Re-attending within 3 months - Adults	19	230	8.3%	15.4%	16.0%	16.7%
% of FP17s for the same patient ID Re-attending between 3 & 9 months - Children	107	221	48.4%	51.1%	58.8%	57.6%
% of FP17s for the same patient ID Re-attending between 3 & 9 months - Adults	98	230	42.6%	46.4%	51.2%	50.1%
% of FP17s for Band 1 Urgent Courses	3	413	0.7%	8.1%	8.0%	9.1%
% of FP17s Relating to Free Repair or Replacements	1	413	0.2%	0.7%	0.8%	0.8%
% of FP17s Relating to Continuations	8	413	1.9%	0.9%	1.2%	1.2%
% of Patients satisfied with the dentistry they have received	0	0	N/A	92.1%	92.7%	92.8%
% of Patients satisfied with the time they had to wait for an appointment	0	0	N/A	90.3%	89.1%	88.7%

* This is based on patients treated on this contract for their most recent course of treatment. Figures in italics indicate the base number of FP17s or Patient Questionnaire responses are less than 100. N/A is shown where the base number of responses is less than 10 during the period. % is calculated as Quantity/Base number*100

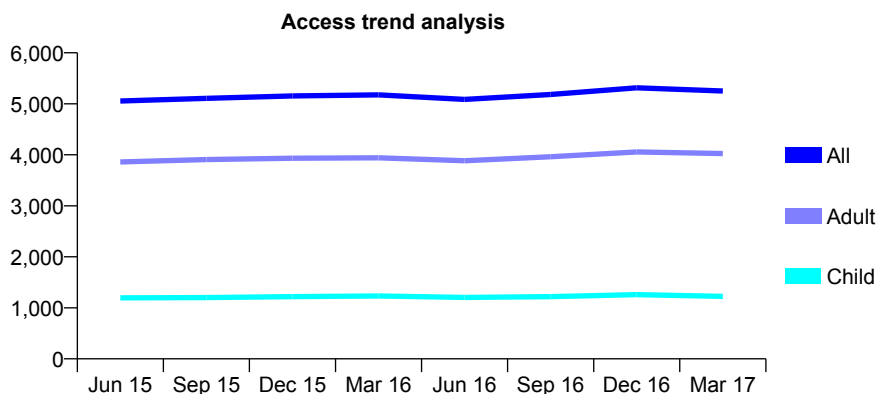
Q54 - Vital Signs At a Glance Contract Report for 121460/0001 - March 2017

Name or company name	Rooprai-Rooprai and Associates
Contract type name	GDS Contract
Purpose of contract	General
Contract start date	01/12/2011
Contract end date	

16/17 Contracted general activity (UDA)	14,616
Carry forward general activity (UDA)	-215
16/17 Contracted orthodontic activity (UOA)	0
Carry forward orthodontic activity (UOA)	0
Baseline contract value	£397,719.75

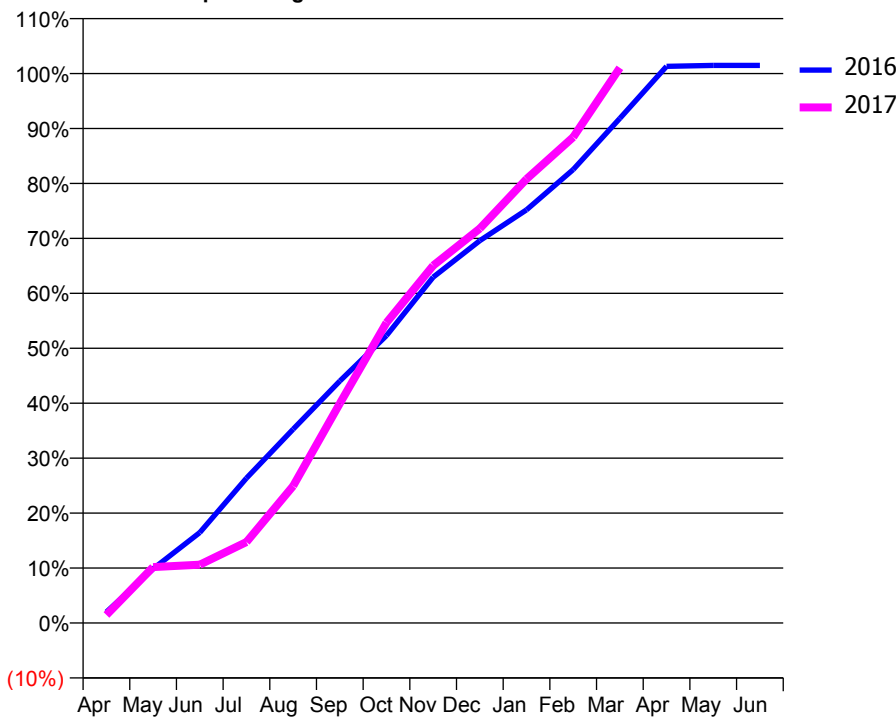
ACCESS*

Patients seen in 24 months	Total	Change since previous quarter
Quarter ending March 2016	5,174	
Quarter ending June 2016	5,087	↓
Quarter ending September 2016	5,182	→
Quarter ending December 2016	5,313	↑
Quarter ending March 2017	5,251	↓
Variance since March 2016	1.5%	→



ACTIVITY

Cumulative percentage of contracted UDA delivered 2016 & 2017



Month	Adjusted Scheduled Activity (UDA)	
	2016	2017
April	293	215
May	1,441	1,487
June	2,405	1,553
July	3,855	2,156
August	5,156	3,643
September	6,437	5,841
October	7,646	7,991
November	9,200	9,507
December	10,172	10,492
January	10,988	11,808
February	12,061	12,922
March	13,423	14,767
April	14,808	
May	14,831	
June	14,831	

QUALITY

	Quantity	Base Number	Contract	AT	Region	England
% of FP17s for the same patient ID Re-attending within 3 months - Children	70	1,422	4.9%	10.0%	12.0%	12.3%
% of FP17s for the same patient ID Re-attending within 3 months - Adults	562	5,091	11.0%	15.4%	16.0%	16.7%
% of FP17s for the same patient ID Re-attending between 3 & 9 months - Children	634	1,422	44.6%	51.1%	58.8%	57.6%
% of FP17s for the same patient ID Re-attending between 3 & 9 months - Adults	2,395	5,091	47.0%	46.4%	51.2%	50.1%
% of FP17s for Band 1 Urgent Courses	219	5,990	3.7%	8.1%	8.0%	9.1%
% of FP17s Relating to Free Repair or Replacements	31	5,990	0.5%	0.7%	0.8%	0.8%
% of FP17s Relating to Continuations	49	5,990	0.8%	0.9%	1.2%	1.2%
% of Patients satisfied with the dentistry they have received	3	3	N/A	92.1%	92.7%	92.8%
% of Patients satisfied with the time they had to wait for an appointment	3	3	N/A	90.3%	89.1%	88.7%

* This is based on patients treated on this contract for their most recent course of treatment. Figures in italics indicate the base number of FP17s or Patient Questionnaire responses are less than 100. N/A is shown where the base number of responses is less than 10 during the period. % is calculated as Quantity/Base number*100

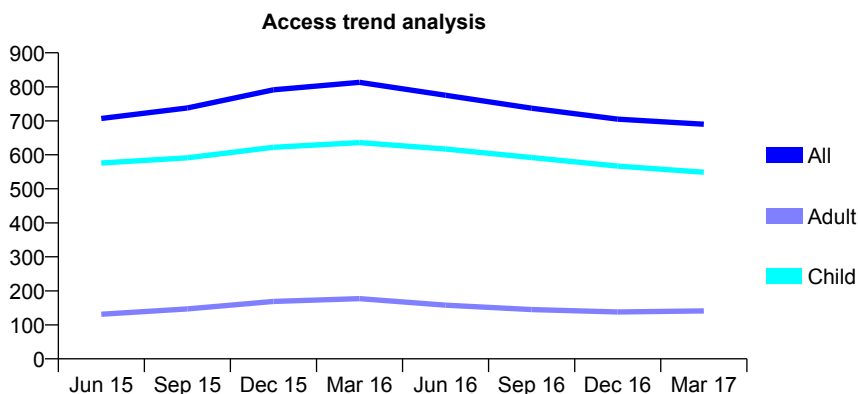
Q54 - Vital Signs At a Glance Contract Report for 122068/0001 - March 2017

Name or company name	Jandu, Bhambra and Payne
Contract type name	GDS Contract
Purpose of contract	General and Orthodontic
Contract start date	01/04/2014
Contract end date	

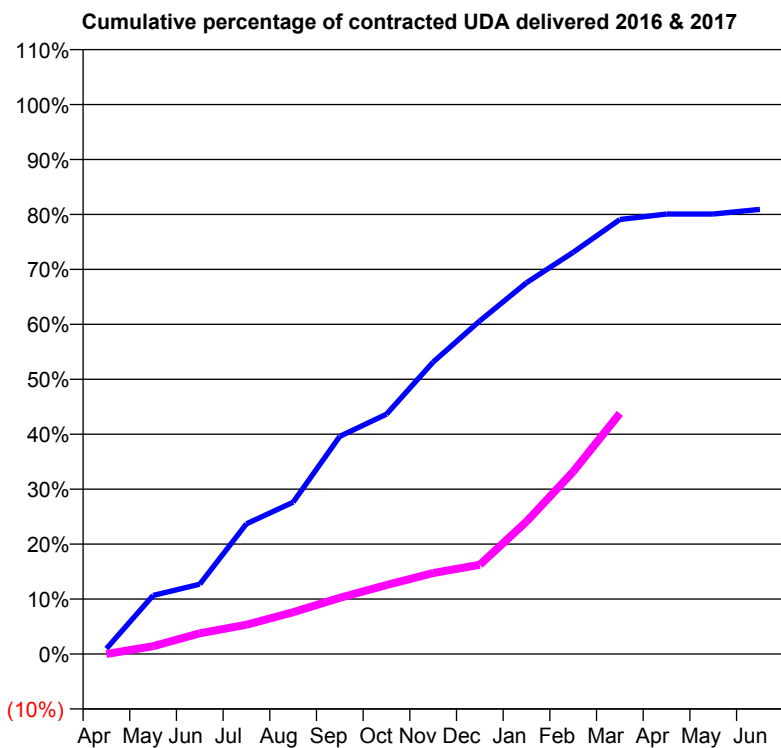
16/17 Contracted general activity (UDA)	1,413
Carry forward general activity (UDA)	0
16/17 Contracted orthodontic activity (UOA)	534
Carry forward orthodontic activity (UOA)	0
Baseline contract value	£70,446.89

ACCESS*

Patients seen in 24 months	Total	Change since previous quarter
Quarter ending March 2016	813	
Quarter ending June 2016	775	↓
Quarter ending September 2016	737	↓
Quarter ending December 2016	705	↓
Quarter ending March 2017	690	↓
Variance since March 2016	(15.1%)	↓



ACTIVITY



Month	Adjusted Scheduled Activity (UDA)	
	2016	2017
April	14	0
May	151	20
June	180	53
July	335	75
August	390	107
September	560	144
October	617	177
November	751	208
December	857	229
January	955	341
February	1,033	469
March	1,117	619
April	1,131	
May	1,131	
June	1,143	

QUALITY

	Quantity	Base Number	Contract	AT	Region	England
% of FP17s for the same patient ID Re-attending within 3 months - Children	15	536	2.8%	10.0%	12.0%	12.3%
% of FP17s for the same patient ID Re-attending within 3 months - Adults	4	51	7.8%	15.4%	16.0%	16.7%
% of FP17s for the same patient ID Re-attending between 3 & 9 months - Children	238	536	44.4%	51.1%	58.8%	57.6%
% of FP17s for the same patient ID Re-attending between 3 & 9 months - Adults	13	51	25.5%	46.4%	51.2%	50.1%
% of FP17s for Band 1 Urgent Courses	9	482	1.9%	8.1%	8.0%	9.1%
% of FP17s Relating to Free Repair or Replacements	1	482	0.2%	0.7%	0.8%	0.8%
% of FP17s Relating to Continuations	2	482	0.4%	0.9%	1.2%	1.2%
% of Patients satisfied with the dentistry they have received	0	0	N/A	92.1%	92.7%	92.8%
% of Patients satisfied with the time they had to wait for an appointment	0	0	N/A	90.3%	89.1%	88.7%

* This is based on patients treated on this contract for their most recent course of treatment. Figures in italics indicate the base number of FP17s or Patient Questionnaire responses are less than 100. N/A is shown where the base number of responses is less than 10 during the period. % is calculated as Quantity/Base number*100

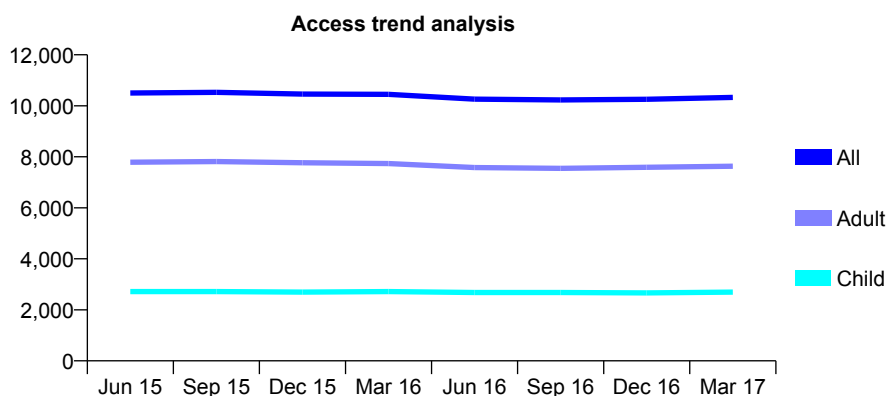
Q54 - Vital Signs At a Glance Contract Report for 122084/0001 - March 2017

Name or company name	Antrim House Dental Practice
Contract type name	GDS Contract
Purpose of contract	General
Contract start date	01/08/2012
Contract end date	

16/17 Contracted general activity (UDA)	36,131
Carry forward general activity (UDA)	-296
16/17 Contracted orthodontic activity (UOA)	0
Carry forward orthodontic activity (UOA)	0
Baseline contract value	£933,430.69

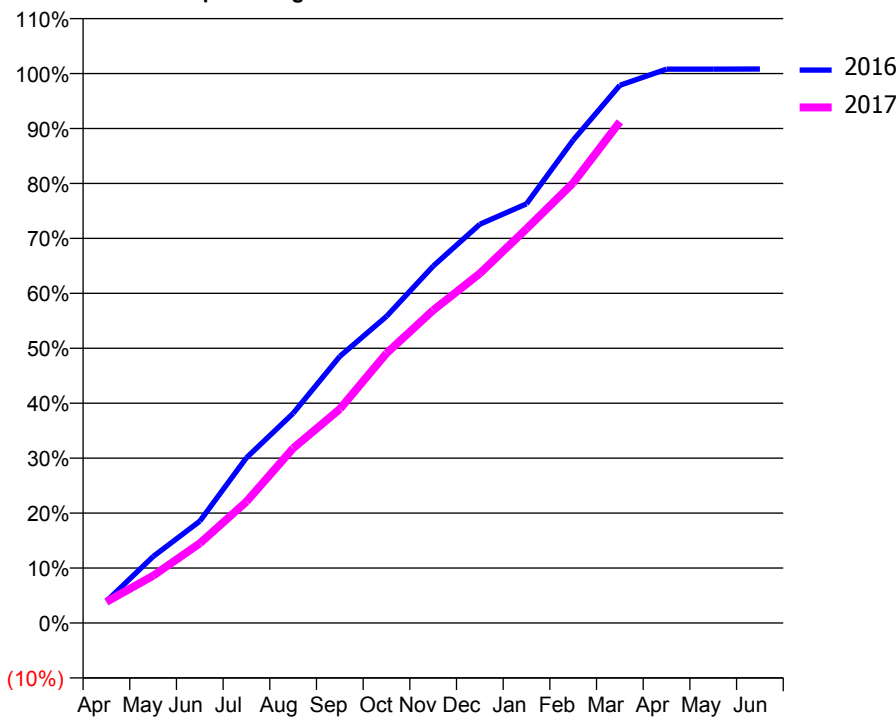
ACCESS*

Patients seen in 24 months	Total	Change since previous quarter
Quarter ending March 2016	10,449	
Quarter ending June 2016	10,260	↓
Quarter ending September 2016	10,230	→
Quarter ending December 2016	10,256	→
Quarter ending March 2017	10,330	→
Variance since March 2016	(1.1%)	↓



ACTIVITY

Cumulative percentage of contracted UDA delivered 2016 & 2017



Month	Adjusted Scheduled Activity (UDA)	
	2016	2017
April	1,435	1,389
May	4,375	3,112
June	6,695	5,236
July	10,869	7,980
August	13,784	11,486
September	17,531	14,068
October	20,165	17,733
November	23,472	20,567
December	26,222	22,982
January	27,561	25,920
February	31,757	28,934
March	35,354	32,954
April	36,419	
May	36,422	
June	36,427	

QUALITY

	Quantity	Base Number	Contract	AT	Region	England
% of FP17s for the same patient ID Re-attending within 3 months - Children	279	3,918	7.1%	10.0%	12.0%	12.3%
% of FP17s for the same patient ID Re-attending within 3 months - Adults	1,963	11,260	17.4%	15.4%	16.0%	16.7%
% of FP17s for the same patient ID Re-attending between 3 & 9 months - Children	2,443	3,918	62.4%	51.1%	58.8%	57.6%
% of FP17s for the same patient ID Re-attending between 3 & 9 months - Adults	6,317	11,260	56.1%	46.4%	51.2%	50.1%
% of FP17s for Band 1 Urgent Courses	1,585	14,704	10.8%	8.1%	8.0%	9.1%
% of FP17s Relating to Free Repair or Replacements	57	14,704	0.4%	0.7%	0.8%	0.8%
% of FP17s Relating to Continuations	95	14,704	0.6%	0.9%	1.2%	1.2%
% of Patients satisfied with the dentistry they have received	16	17	94.1%	92.1%	92.7%	92.8%
% of Patients satisfied with the time they had to wait for an appointment	13	17	76.5%	90.3%	89.1%	88.7%

* This is based on patients treated on this contract for their most recent course of treatment. Figures in italics indicate the base number of FP17s or Patient Questionnaire responses are less than 100. N/A is shown where the base number of responses is less than 10 during the period. % is calculated as Quantity/Base number*100

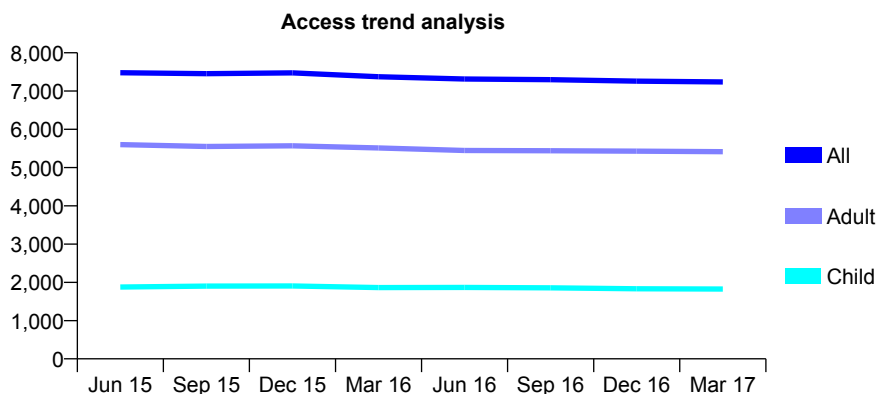
Q54 - Vital Signs At a Glance Contract Report for 122769/0001 - March 2017

Name or company name	Rees Dental Practice
Contract type name	GDS Contract
Purpose of contract	General
Contract start date	01/12/2010
Contract end date	

16/17 Contracted general activity (UDA)	22,098
Carry forward general activity (UDA)	-57
16/17 Contracted orthodontic activity (UOA)	0
Carry forward orthodontic activity (UOA)	0
Baseline contract value	£560,034.65

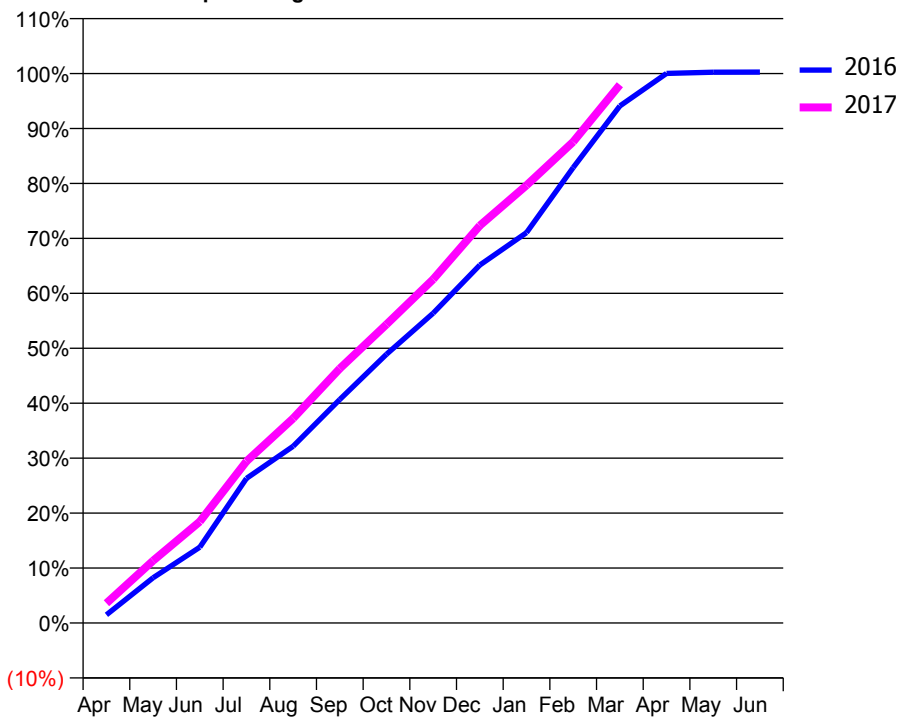
ACCESS*

Patients seen in 24 months	Total	Change since previous quarter
Quarter ending March 2016	7,375	
Quarter ending June 2016	7,314	→
Quarter ending September 2016	7,296	→
Quarter ending December 2016	7,260	→
Quarter ending March 2017	7,240	→
Variance since March 2016	(1.8%)	↓



ACTIVITY

Cumulative percentage of contracted UDA delivered 2016 & 2017



Month	Adjusted Scheduled Activity (UDA)	
	2016	2017
April	331	798
May	1,820	2,508
June	3,046	4,079
July	5,814	6,500
August	7,109	8,231
September	8,989	10,232
October	10,806	12,010
November	12,462	13,822
December	14,394	15,986
January	15,700	17,603
February	18,313	19,352
March	20,792	21,645
April	22,104	
May	22,152	
June	22,155	

QUALITY

	Quantity	Base Number	Contract	AT	Region	England
% of FP17s for the same patient ID Re-attending within 3 months - Children	173	2,449	7.1%	10.0%	12.0%	12.3%
% of FP17s for the same patient ID Re-attending within 3 months - Adults	845	6,742	12.5%	15.4%	16.0%	16.7%
% of FP17s for the same patient ID Re-attending between 3 & 9 months - Children	1,335	2,449	54.5%	51.1%	58.8%	57.6%
% of FP17s for the same patient ID Re-attending between 3 & 9 months - Adults	3,387	6,742	50.2%	46.4%	51.2%	50.1%
% of FP17s for Band 1 Urgent Courses	431	8,696	5.0%	8.1%	8.0%	9.1%
% of FP17s Relating to Free Repair or Replacements	111	8,696	1.3%	0.7%	0.8%	0.8%
% of FP17s Relating to Continuations	180	8,696	2.1%	0.9%	1.2%	1.2%
% of Patients satisfied with the dentistry they have received	11	11	100.0%	92.1%	92.7%	92.8%
% of Patients satisfied with the time they had to wait for an appointment	10	11	90.9%	90.3%	89.1%	88.7%

* This is based on patients treated on this contract for their most recent course of treatment. Figures in italics indicate the base number of FP17s or Patient Questionnaire responses are less than 100. N/A is shown where the base number of responses is less than 10 during the period. % is calculated as Quantity/Base number*100

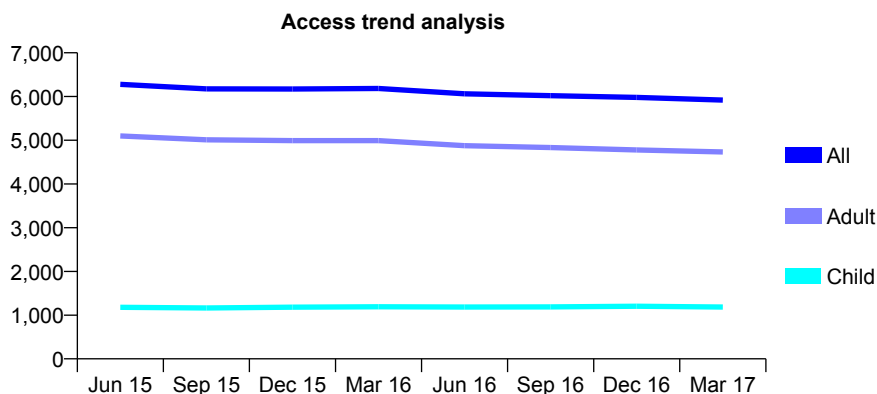
Q54 - Vital Signs At a Glance Contract Report for 125008/0001 - March 2017

Name or company name	Briars Dental Practice
Contract type name	GDS Contract
Purpose of contract	General and Orthodontic
Contract start date	01/04/2006
Contract end date	

16/17 Contracted general activity (UDA)	18,492
Carry forward general activity (UDA)	475
16/17 Contracted orthodontic activity (UOA)	3,273
Carry forward orthodontic activity (UOA)	-15
Baseline contract value	£626,697.63

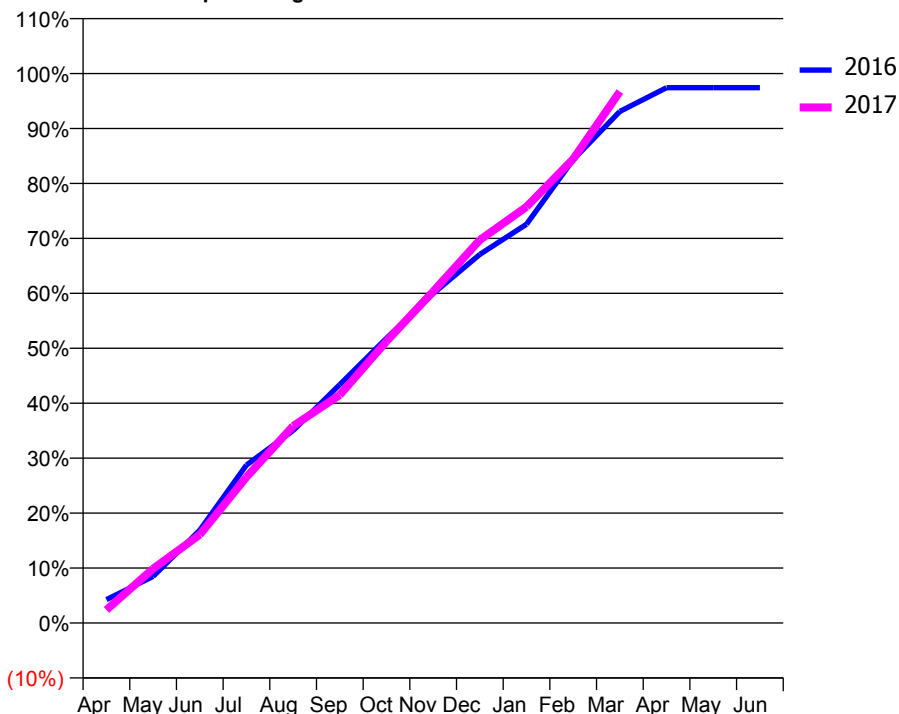
ACCESS*

Patients seen in 24 months	Total	Change since previous quarter
Quarter ending March 2016	6,185	
Quarter ending June 2016	6,061	↓
Quarter ending September 2016	6,019	→
Quarter ending December 2016	5,979	→
Quarter ending March 2017	5,919	↓
Variance since March 2016	(4.3%)	↓



ACTIVITY

Cumulative percentage of contracted UDA delivered 2016 & 2017



Month	Adjusted Scheduled Activity (UDA)	
	2016	2017
April	790	444
May	1,568	1,829
June	3,123	2,972
July	5,315	4,910
August	6,476	6,629
September	8,025	7,677
October	9,585	9,482
November	11,084	11,156
December	12,404	12,890
January	13,420	14,007
February	15,591	15,612
March	17,216	17,883
April	18,016	
May	18,016	
June	18,017	

QUALITY

	Quantity	Base Number	Contract	AT	Region	England
% of FP17s for the same patient ID Re-attending within 3 months - Children	112	1,739	6.4%	10.0%	12.0%	12.3%
% of FP17s for the same patient ID Re-attending within 3 months - Adults	733	6,601	11.1%	15.4%	16.0%	16.7%
% of FP17s for the same patient ID Re-attending between 3 & 9 months - Children	902	1,739	51.9%	51.1%	58.8%	57.6%
% of FP17s for the same patient ID Re-attending between 3 & 9 months - Adults	3,708	6,601	56.2%	46.4%	51.2%	50.1%
% of FP17s for Band 1 Urgent Courses	211	7,822	2.7%	8.1%	8.0%	9.1%
% of FP17s Relating to Free Repair or Replacements	117	7,822	1.5%	0.7%	0.8%	0.8%
% of FP17s Relating to Continuations	77	7,822	1.0%	0.9%	1.2%	1.2%
% of Patients satisfied with the dentistry they have received	7	7	N/A	92.1%	92.7%	92.8%
% of Patients satisfied with the time they had to wait for an appointment	6	7	N/A	90.3%	89.1%	88.7%

* This is based on patients treated on this contract for their most recent course of treatment. Figures in italics indicate the base number of FP17s or Patient Questionnaire responses are less than 100. N/A is shown where the base number of responses is less than 10 during the period. % is calculated as Quantity/Base number*100

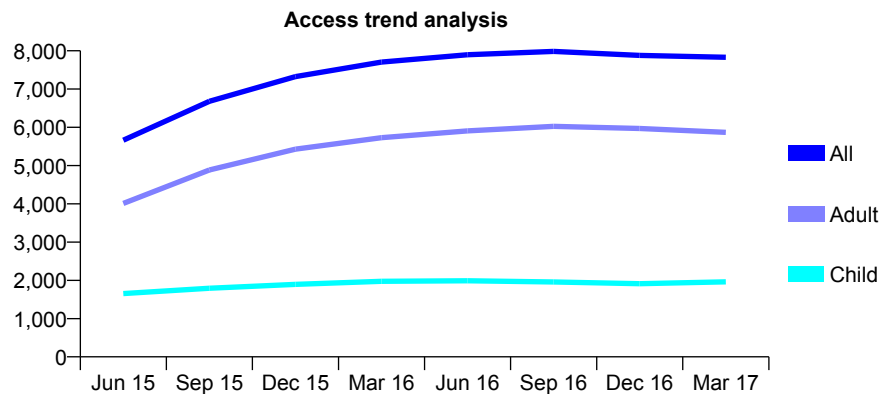
Q54 - Vital Signs At a Glance Contract Report for 126543/0001 - March 2017

Name or company name	Amblecote Dental Care
Contract type name	Pilot Contract
Purpose of contract	General and Orthodontic
Contract start date	01/10/2014
Contract end date	

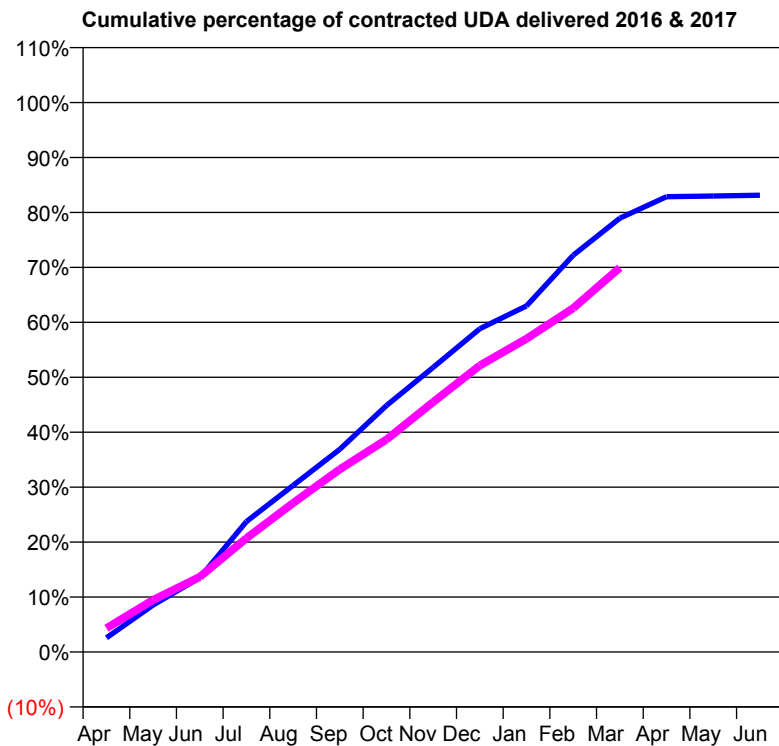
16/17 Contracted general activity (UDA)	21,139
Carry forward general activity (UDA)	0
16/17 Contracted orthodontic activity (UOA)	1,699
Carry forward orthodontic activity (UOA)	22
Baseline contract value	£776,327.83

ACCESS*

Patients seen in 24 months	Total	Change since previous quarter
Quarter ending March 2016	7,706	
Quarter ending June 2016	7,896	↑
Quarter ending September 2016	7,984	→
Quarter ending December 2016	7,880	↓
Quarter ending March 2017	7,830	→
Variance since March 2016	1.6%	→



ACTIVITY



Month	Adjusted Scheduled Activity (UDA)	
	2016	2017
April	546	915
May	1,809	2,002
June	2,861	2,891
July	5,019	4,378
August	6,411	5,733
September	7,802	7,031
October	9,484	8,175
November	10,947	9,618
December	12,436	11,020
January	13,313	12,052
February	15,263	13,228
March	16,692	14,789
April	17,517	
May	17,540	
June	17,572	

QUALITY

	Quantity	Base Number	Contract	AT	Region	England
% of FP17s for the same patient ID Re-attending within 3 months - Children	269	3,392	7.9%	10.0%	12.0%	12.3%
% of FP17s for the same patient ID Re-attending within 3 months - Adults	778	6,717	11.6%	15.4%	16.0%	16.7%
% of FP17s for the same patient ID Re-attending between 3 & 9 months - Children	2,254	3,392	66.5%	51.1%	58.8%	57.6%
% of FP17s for the same patient ID Re-attending between 3 & 9 months - Adults	2,750	6,717	40.9%	46.4%	51.2%	50.1%
% of FP17s for Band 1 Urgent Courses	495	9,314	5.3%	8.1%	8.0%	9.1%
% of FP17s Relating to Free Repair or Replacements	43	9,314	0.5%	0.7%	0.8%	0.8%
% of FP17s Relating to Continuations	37	9,314	0.4%	0.9%	1.2%	1.2%
% of Patients satisfied with the dentistry they have received	4	5	N/A	92.1%	92.7%	92.8%
% of Patients satisfied with the time they had to wait for an appointment	4	5	N/A	90.3%	89.1%	88.7%

* This is based on patients treated on this contract for their most recent course of treatment. Figures in italics indicate the base number of FP17s or Patient Questionnaire responses are less than 100. N/A is shown where the base number of responses is less than 10 during the period. % is calculated as Quantity/Base number*100

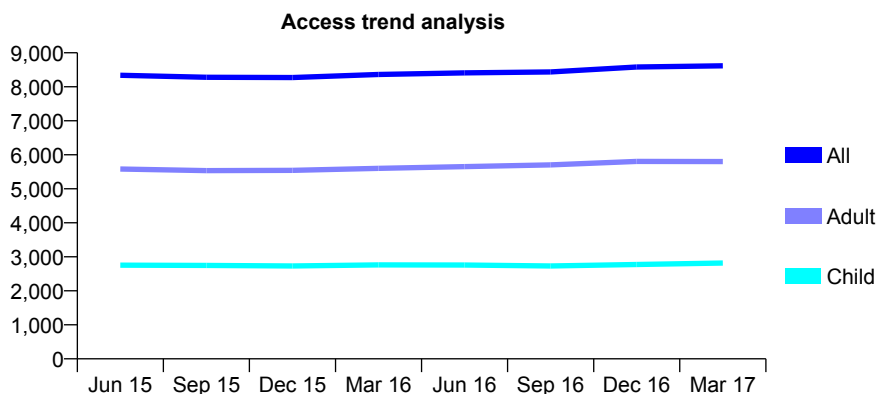
Q54 - Vital Signs At a Glance Contract Report for 127930/0001 - March 2017

Name or company name	Dr R Patel & Dr D Patel & Dr P S Dogra
Contract type name	GDS Contract
Purpose of contract	General
Contract start date	02/07/2010
Contract end date	

16/17 Contracted general activity (UDA)	23,248
Carry forward general activity (UDA)	672
16/17 Contracted orthodontic activity (UOA)	0
Carry forward orthodontic activity (UOA)	0
Baseline contract value	£624,966.92

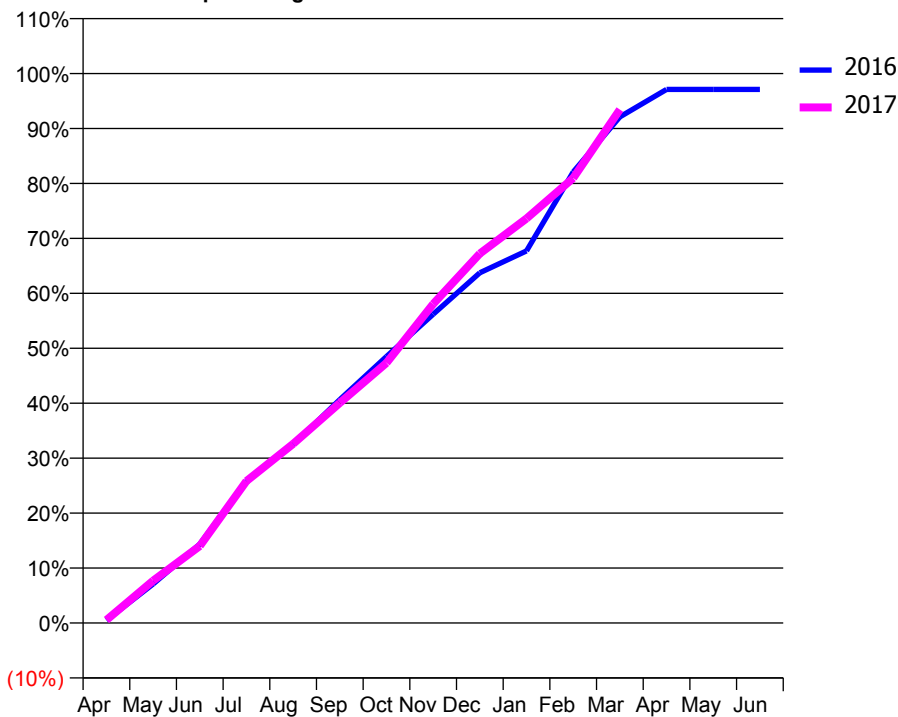
ACCESS*

Patients seen in 24 months	Total	Change since previous quarter
Quarter ending March 2016	8,364	
Quarter ending June 2016	8,409	→
Quarter ending September 2016	8,438	→
Quarter ending December 2016	8,583	→
Quarter ending March 2017	8,619	→
Variance since March 2016	3.0%	↑



ACTIVITY

Cumulative percentage of contracted UDA delivered 2016 & 2017



Month	Adjusted Scheduled Activity (UDA)	
	2016	2017
April	113	129
May	1,652	1,793
June	3,336	3,258
July	6,011	6,006
August	7,557	7,578
September	9,450	9,310
October	11,272	11,003
November	13,065	13,495
December	14,819	15,633
January	15,745	17,112
February	19,084	18,821
March	21,411	21,724
April	22,573	
May	22,575	
June	22,576	

QUALITY

	Quantity	Base Number	Contract	AT	Region	England
% of FP17s for the same patient ID Re-attending within 3 months - Children	207	3,535	5.9%	10.0%	12.0%	12.3%
% of FP17s for the same patient ID Re-attending within 3 months - Adults	1,070	7,310	14.6%	15.4%	16.0%	16.7%
% of FP17s for the same patient ID Re-attending between 3 & 9 months - Children	1,771	3,535	50.1%	51.1%	58.8%	57.6%
% of FP17s for the same patient ID Re-attending between 3 & 9 months - Adults	3,308	7,310	45.3%	46.4%	51.2%	50.1%
% of FP17s for Band 1 Urgent Courses	1,243	10,333	12.0%	8.1%	8.0%	9.1%
% of FP17s Relating to Free Repair or Replacements	29	10,333	0.3%	0.7%	0.8%	0.8%
% of FP17s Relating to Continuations	16	10,333	0.2%	0.9%	1.2%	1.2%
% of Patients satisfied with the dentistry they have received	9	10	90.0%	92.1%	92.7%	92.8%
% of Patients satisfied with the time they had to wait for an appointment	8	10	80.0%	90.3%	89.1%	88.7%

* This is based on patients treated on this contract for their most recent course of treatment. Figures in italics indicate the base number of FP17s or Patient Questionnaire responses are less than 100. N/A is shown where the base number of responses is less than 10 during the period. % is calculated as Quantity/Base number*100

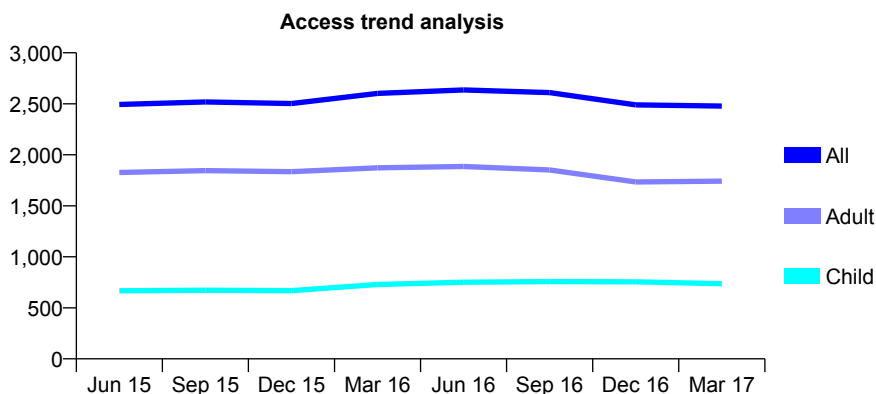
Q54 - Vital Signs At a Glance Contract Report for 129321/0001 - March 2017

Name or company name	Smile By Smile Dental
Contract type name	GDS Contract
Purpose of contract	General and Orthodontic
Contract start date	01/08/2011
Contract end date	

16/17 Contracted general activity (UDA)	8,806
Carry forward general activity (UDA)	162
16/17 Contracted orthodontic activity (UOA)	227
Carry forward orthodontic activity (UOA)	-4
Baseline contract value	£214,484.33

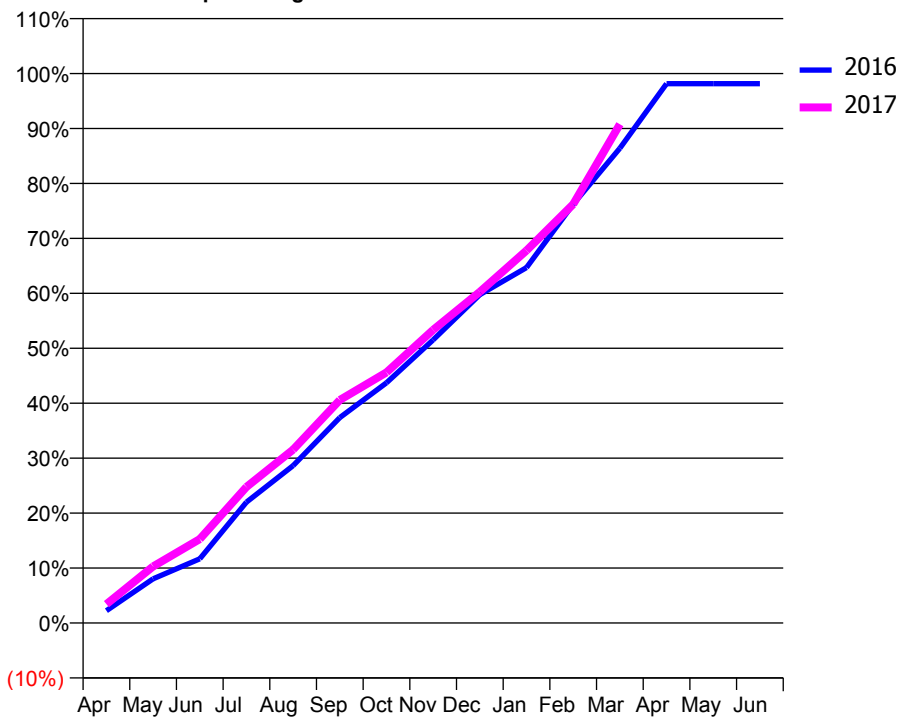
ACCESS*

Patients seen in 24 months	Total	Change since previous quarter
Quarter ending March 2016	2,602	
Quarter ending June 2016	2,636	→
Quarter ending September 2016	2,610	→
Quarter ending December 2016	2,489	↓
Quarter ending March 2017	2,478	→
Variance since March 2016	(4.8%)	↓



ACTIVITY

Cumulative percentage of contracted UDA delivered 2016 & 2017



Month	Adjusted Scheduled Activity (UDA)	
	2016	2017
April	198	302
May	707	908
June	1,029	1,346
July	1,938	2,180
August	2,522	2,779
September	3,292	3,575
October	3,851	4,016
November	4,539	4,698
December	5,262	5,307
January	5,696	5,969
February	6,710	6,710
March	7,608	7,994
April	8,644	
May	8,644	
June	8,644	

QUALITY

	Quantity	Base Number	Contract	AT	Region	England
% of FP17s for the same patient ID Re-attending within 3 months - Children	170	1,381	12.3%	10.0%	12.0%	12.3%
% of FP17s for the same patient ID Re-attending within 3 months - Adults	440	2,967	14.8%	15.4%	16.0%	16.7%
% of FP17s for the same patient ID Re-attending between 3 & 9 months - Children	896	1,381	64.9%	51.1%	58.8%	57.6%
% of FP17s for the same patient ID Re-attending between 3 & 9 months - Adults	1,996	2,967	67.3%	46.4%	51.2%	50.1%
% of FP17s for Band 1 Urgent Courses	185	4,004	4.6%	8.1%	8.0%	9.1%
% of FP17s Relating to Free Repair or Replacements	4	4,004	0.1%	0.7%	0.8%	0.8%
% of FP17s Relating to Continuations	0	4,004	0.0%	0.9%	1.2%	1.2%
% of Patients satisfied with the dentistry they have received	5	5	N/A	92.1%	92.7%	92.8%
% of Patients satisfied with the time they had to wait for an appointment	5	5	N/A	90.3%	89.1%	88.7%

* This is based on patients treated on this contract for their most recent course of treatment. Figures in italics indicate the base number of FP17s or Patient Questionnaire responses are less than 100. N/A is shown where the base number of responses is less than 10 during the period. % is calculated as Quantity/Base number*100

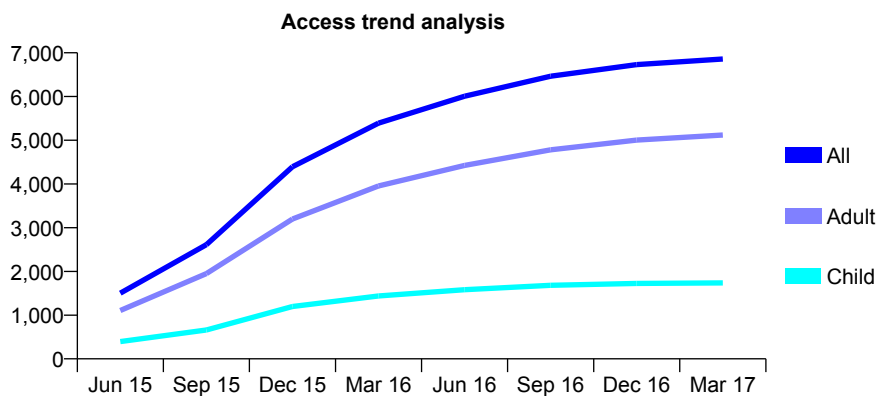
Q54 - Vital Signs At a Glance Contract Report for 130257/0001 - March 2017

Name or company name	Knowle & Dorridge Dental Practice
Contract type name	GDS Contract
Purpose of contract	General
Contract start date	01/04/2015
Contract end date	

16/17 Contracted general activity (UDA)	14,442
Carry forward general activity (UDA)	-146
16/17 Contracted orthodontic activity (UOA)	0
Carry forward orthodontic activity (UOA)	0
Baseline contract value	£349,533.20

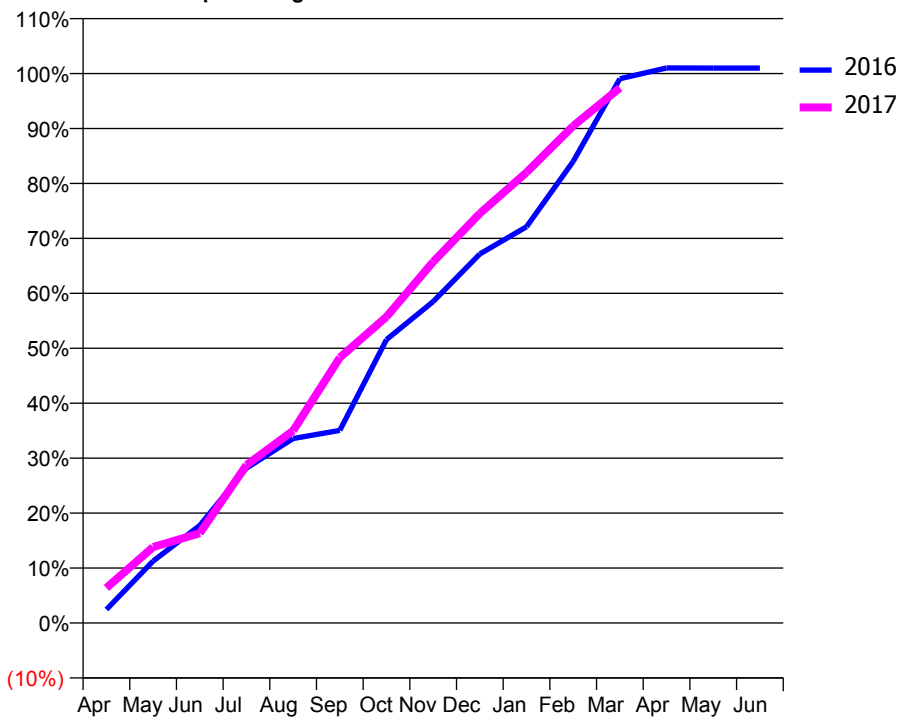
ACCESS*

Patients seen in 24 months	Total	Change since previous quarter
Quarter ending March 2016	5,392	
Quarter ending June 2016	6,007	↑
Quarter ending September 2016	6,464	↑
Quarter ending December 2016	6,730	↑
Quarter ending March 2017	6,859	→
Variance since March 2016	27.2%	↑



ACTIVITY

Cumulative percentage of contracted UDA delivered 2016 & 2017



Month	Adjusted Scheduled Activity (UDA)	
	2016	2017
April	360	924
May	1,651	1,995
June	2,596	2,362
July	4,124	4,153
August	4,914	5,057
September	5,130	6,974
October	7,546	8,048
November	8,559	9,493
December	9,826	10,765
January	10,551	11,845
February	12,291	13,065
March	14,493	14,066
April	14,780	
May	14,779	
June	14,779	

QUALITY

	Quantity	Base Number	Contract	AT	Region	England
% of FP17s for the same patient ID Re-attending within 3 months - Children	177	2,462	7.2%	10.0%	12.0%	12.3%
% of FP17s for the same patient ID Re-attending within 3 months - Adults	1,075	6,771	15.9%	15.4%	16.0%	16.7%
% of FP17s for the same patient ID Re-attending between 3 & 9 months - Children	1,284	2,462	52.2%	51.1%	58.8%	57.6%
% of FP17s for the same patient ID Re-attending between 3 & 9 months - Adults	3,162	6,771	46.7%	46.4%	51.2%	50.1%
% of FP17s for Band 1 Urgent Courses	750	8,106	9.3%	8.1%	8.0%	9.1%
% of FP17s Relating to Free Repair or Replacements	137	8,106	1.7%	0.7%	0.8%	0.8%
% of FP17s Relating to Continuations	54	8,106	0.7%	0.9%	1.2%	1.2%
% of Patients satisfied with the dentistry they have received	6	7	N/A	92.1%	92.7%	92.8%
% of Patients satisfied with the time they had to wait for an appointment	4	7	N/A	90.3%	89.1%	88.7%

* This is based on patients treated on this contract for their most recent course of treatment. Figures in italics indicate the base number of FP17s or Patient Questionnaire responses are less than 100. N/A is shown where the base number of responses is less than 10 during the period. % is calculated as Quantity/Base number*100

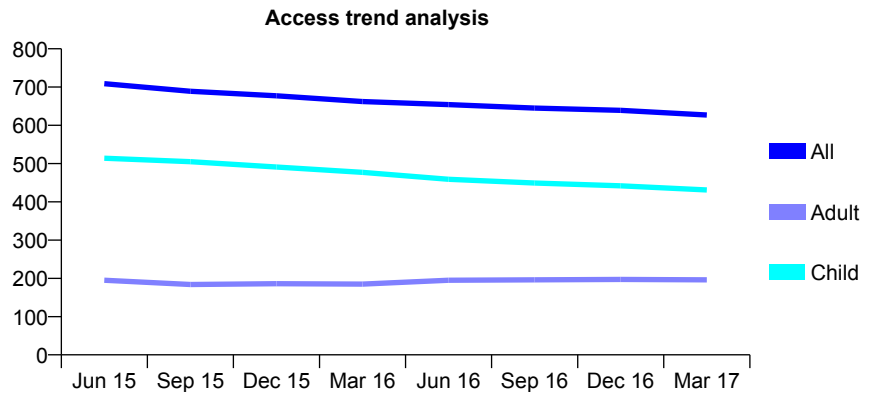
Q54 - Vital Signs At a Glance Contract Report for 130842/0001 - March 2017

Name or company name	Mr P H McCullough & Mrs S J McCullough
Contract type name	GDS Contract
Purpose of contract	General
Contract start date	01/04/2006
Contract end date	

16/17 Contracted general activity (UDA)	1,440
Carry forward general activity (UDA)	0
16/17 Contracted orthodontic activity (UOA)	0
Carry forward orthodontic activity (UOA)	0
Baseline contract value	£40,235.15

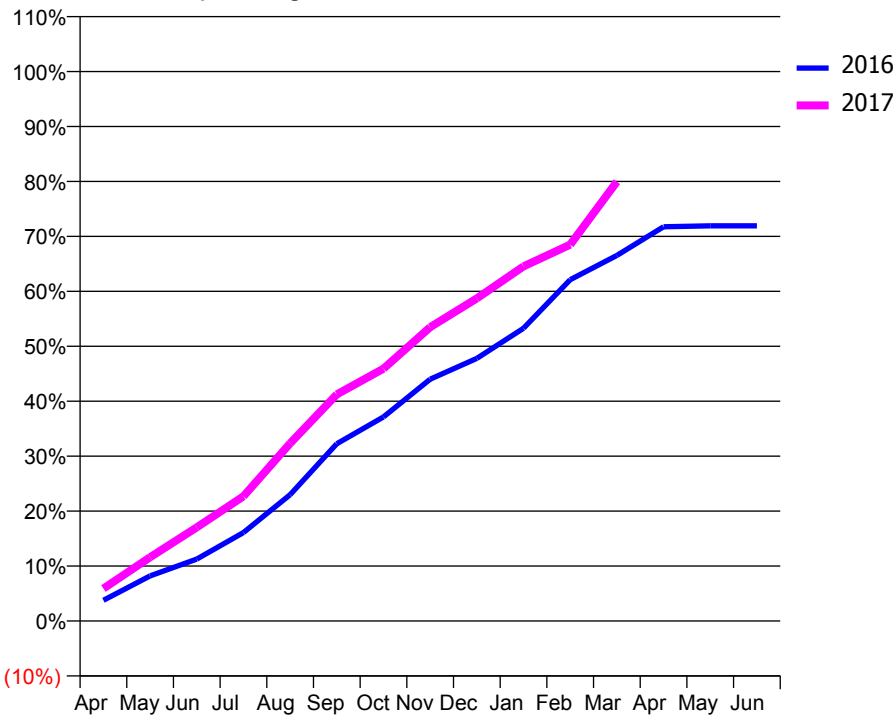
ACCESS*

Patients seen in 24 months	Total	Change since previous quarter
Quarter ending March 2016	662	
Quarter ending June 2016	654	↓
Quarter ending September 2016	645	↓
Quarter ending December 2016	639	→
Quarter ending March 2017	627	↓
Variance since March 2016	(5.3%)	↓



ACTIVITY

Cumulative percentage of contracted UDA delivered 2016 & 2017



Month	Adjusted Scheduled Activity (UDA)	
	2016	2017
April	68	85
May	148	167
June	203	245
July	290	327
August	414	466
September	581	594
October	669	661
November	792	770
December	860	845
January	959	929
February	1,118	986
March	1,197	1,151
April	1,291	
May	1,294	
June	1,294	

QUALITY

	Quantity	Base Number	Contract	AT	Region	England
% of FP17s for the same patient ID Re-attending within 3 months - Children	39	702	5.6%	10.0%	12.0%	12.3%
% of FP17s for the same patient ID Re-attending within 3 months - Adults	5	178	2.8%	15.4%	16.0%	16.7%
% of FP17s for the same patient ID Re-attending between 3 & 9 months - Children	489	702	69.7%	51.1%	58.8%	57.6%
% of FP17s for the same patient ID Re-attending between 3 & 9 months - Adults	108	178	60.7%	46.4%	51.2%	50.1%
% of FP17s for Band 1 Urgent Courses	31	824	3.8%	8.1%	8.0%	9.1%
% of FP17s Relating to Free Repair or Replacements	0	824	0.0%	0.7%	0.8%	0.8%
% of FP17s Relating to Continuations	4	824	0.5%	0.9%	1.2%	1.2%
% of Patients satisfied with the dentistry they have received	1	1	N/A	92.1%	92.7%	92.8%
% of Patients satisfied with the time they had to wait for an appointment	1	1	N/A	90.3%	89.1%	88.7%

* This is based on patients treated on this contract for their most recent course of treatment. Figures in italics indicate the base number of FP17s or Patient Questionnaire responses are less than 100. N/A is shown where the base number of responses is less than 10 during the period. % is calculated as Quantity/Base number*100

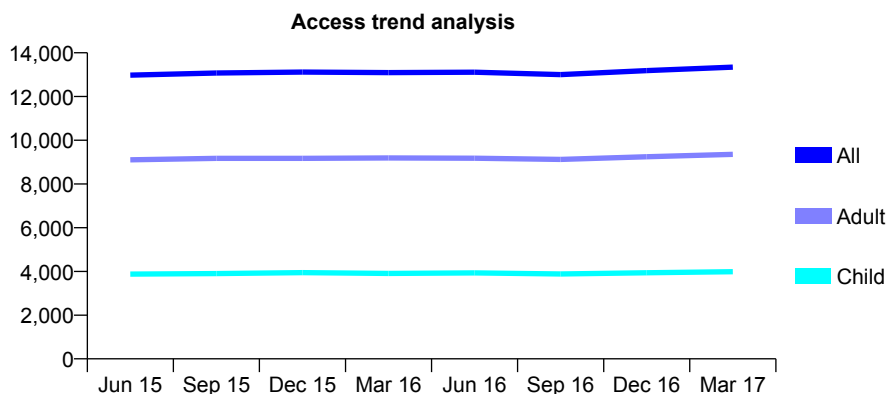
Q54 - Vital Signs At a Glance Contract Report for 131342/0001 - March 2017

Name or company name	Camila Pema Dhaya & Jatinder Kaur
Contract type name	GDS Contract
Purpose of contract	General and Orthodontic
Contract start date	01/04/2010
Contract end date	

16/17 Contracted general activity (UDA)	44,254
Carry forward general activity (UDA)	60
16/17 Contracted orthodontic activity (UOA)	1,091
Carry forward orthodontic activity (UOA)	-5
Baseline contract value	£1,314,627.69

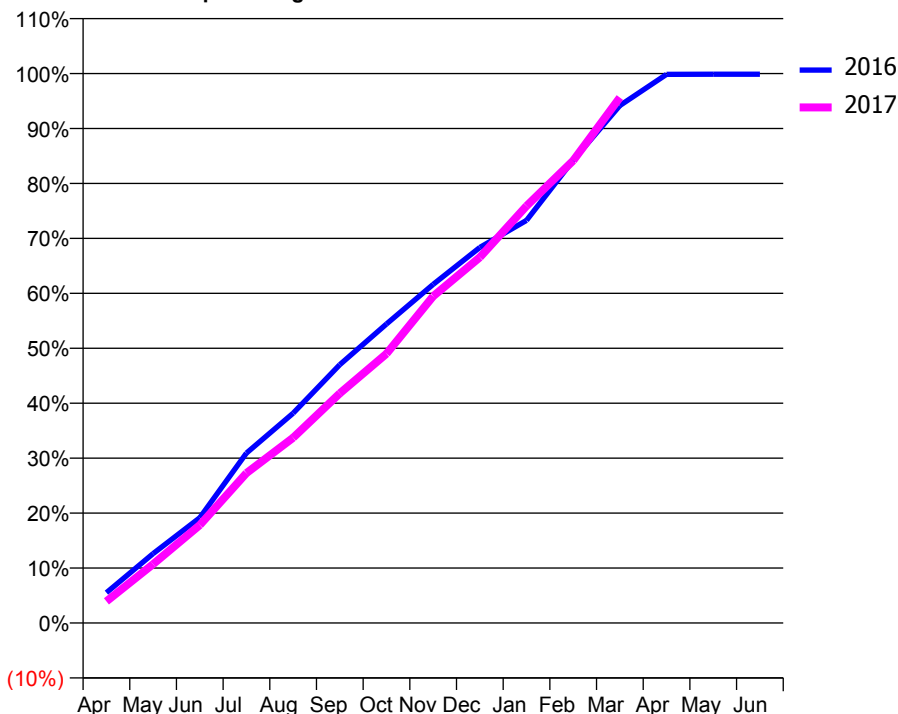
ACCESS*

Patients seen in 24 months	Total	Change since previous quarter
Quarter ending March 2016	13,095	
Quarter ending June 2016	13,112	→
Quarter ending September 2016	13,004	→
Quarter ending December 2016	13,185	→
Quarter ending March 2017	13,342	→
Variance since March 2016	1.9%	→



ACTIVITY

Cumulative percentage of contracted UDA delivered 2016 & 2017



Month	Adjusted Scheduled Activity (UDA)	
	2016	2017
April	2,439	1,742
May	5,586	4,742
June	8,479	7,883
July	13,688	12,076
August	16,899	14,924
September	20,809	18,496
October	24,082	21,690
November	27,275	26,315
December	30,247	29,452
January	32,428	33,582
February	37,275	37,237
March	41,674	42,320
April	44,189	
May	44,193	
June	44,194	

QUALITY

	Quantity	Base Number	Contract	AT	Region	England
% of FP17s for the same patient ID Re-attending within 3 months - Children	705	5,781	12.2%	10.0%	12.0%	12.3%
% of FP17s for the same patient ID Re-attending within 3 months - Adults	2,618	12,877	20.3%	15.4%	16.0%	16.7%
% of FP17s for the same patient ID Re-attending between 3 & 9 months - Children	2,907	5,781	50.3%	51.1%	58.8%	57.6%
% of FP17s for the same patient ID Re-attending between 3 & 9 months - Adults	5,961	12,877	46.3%	46.4%	51.2%	50.1%
% of FP17s for Band 1 Urgent Courses	1,055	16,353	6.5%	8.1%	8.0%	9.1%
% of FP17s Relating to Free Repair or Replacements	251	16,353	1.5%	0.7%	0.8%	0.8%
% of FP17s Relating to Continuations	109	16,353	0.7%	0.9%	1.2%	1.2%
% of Patients satisfied with the dentistry they have received	14	14	100.0%	92.1%	92.7%	92.8%
% of Patients satisfied with the time they had to wait for an appointment	11	14	78.6%	90.3%	89.1%	88.7%

* This is based on patients treated on this contract for their most recent course of treatment. Figures in italics indicate the base number of FP17s or Patient Questionnaire responses are less than 100. N/A is shown where the base number of responses is less than 10 during the period. % is calculated as Quantity/Base number*100

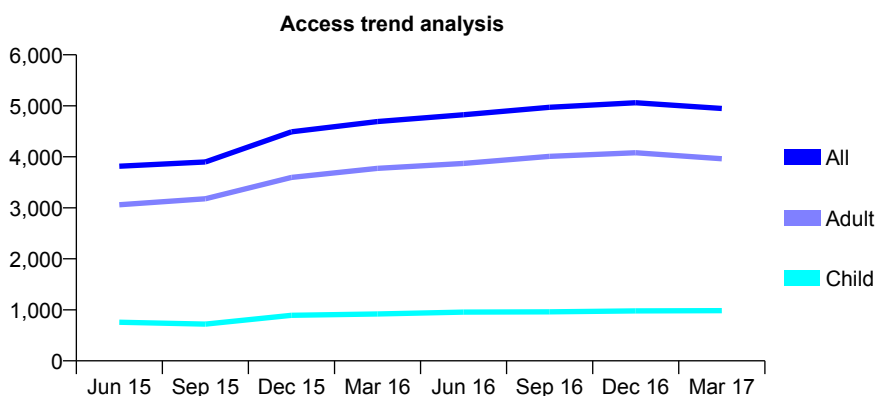
Q54 - Vital Signs At a Glance Contract Report for 132780/0001 - March 2017

Name or company name	Kingswinford Health Centre 1
Contract type name	GDS Contract
Purpose of contract	General
Contract start date	01/09/2014
Contract end date	

16/17 Contracted general activity (UDA)	14,554
Carry forward general activity (UDA)	-181
16/17 Contracted orthodontic activity (UOA)	0
Carry forward orthodontic activity (UOA)	0
Baseline contract value	£347,628.14

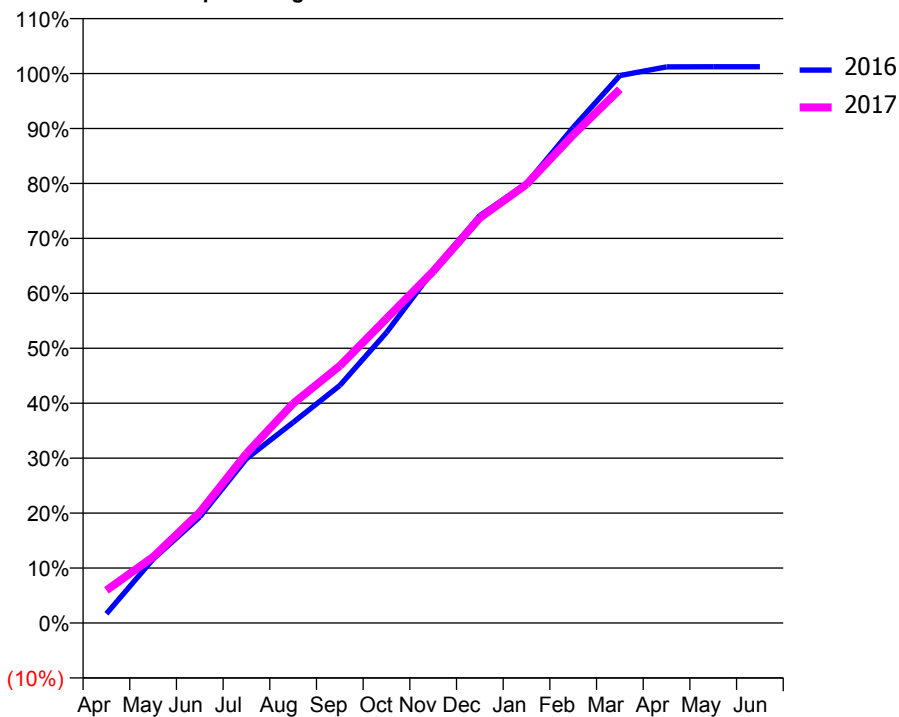
ACCESS*

Patients seen in 24 months	Total	Change since previous quarter
Quarter ending March 2016	4,692	
Quarter ending June 2016	4,826	↑
Quarter ending September 2016	4,971	↑
Quarter ending December 2016	5,060	→
Quarter ending March 2017	4,947	↓
Variance since March 2016	5.4%	↑



ACTIVITY

Cumulative percentage of contracted UDA delivered 2016 & 2017



Month	Adjusted Scheduled Activity (UDA)	
	2016	2017
April	246	867
May	1,693	1,750
June	2,810	2,934
July	4,351	4,491
August	5,314	5,815
September	6,293	6,811
October	7,696	8,067
November	9,336	9,317
December	10,793	10,733
January	11,639	11,619
February	13,127	12,927
March	14,501	14,138
April	14,731	
May	14,732	
June	14,735	

QUALITY

	Quantity	Base Number	Contract	AT	Region	England
% of FP17s for the same patient ID Re-attending within 3 months - Children	54	1,340	4.0%	10.0%	12.0%	12.3%
% of FP17s for the same patient ID Re-attending within 3 months - Adults	988	5,829	16.9%	15.4%	16.0%	16.7%
% of FP17s for the same patient ID Re-attending between 3 & 9 months - Children	590	1,340	44.0%	51.1%	58.8%	57.6%
% of FP17s for the same patient ID Re-attending between 3 & 9 months - Adults	2,769	5,829	47.5%	46.4%	51.2%	50.1%
% of FP17s for Band 1 Urgent Courses	420	7,027	6.0%	8.1%	8.0%	9.1%
% of FP17s Relating to Free Repair or Replacements	98	7,027	1.4%	0.7%	0.8%	0.8%
% of FP17s Relating to Continuations	153	7,027	2.2%	0.9%	1.2%	1.2%
% of Patients satisfied with the dentistry they have received	10	10	100.0%	92.1%	92.7%	92.8%
% of Patients satisfied with the time they had to wait for an appointment	10	10	100.0%	90.3%	89.1%	88.7%

* This is based on patients treated on this contract for their most recent course of treatment. Figures in italics indicate the base number of FP17s or Patient Questionnaire responses are less than 100. N/A is shown where the base number of responses is less than 10 during the period. % is calculated as Quantity/Base number*100

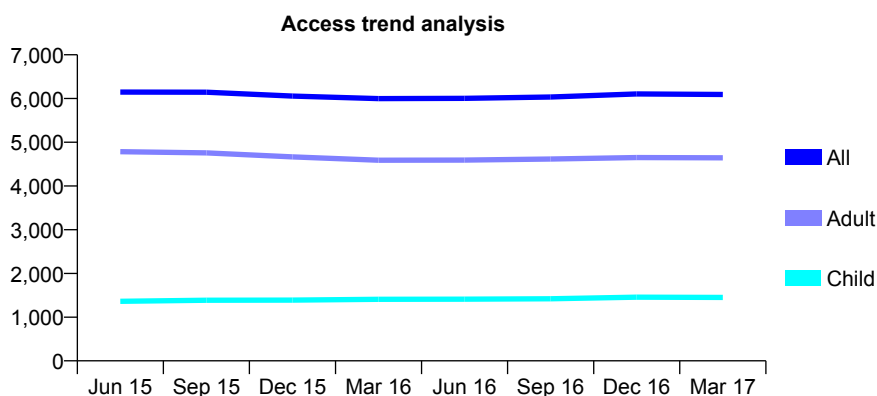
Q54 - Vital Signs At a Glance Contract Report for 133507/0001 - March 2017

Name or company name	Castle Bromwich Dental Care
Contract type name	GDS Contract
Purpose of contract	General
Contract start date	01/10/2012
Contract end date	

16/17 Contracted general activity (UDA)	17,362
Carry forward general activity (UDA)	-24
16/17 Contracted orthodontic activity (UOA)	0
Carry forward orthodontic activity (UOA)	0
Baseline contract value	£416,061.37

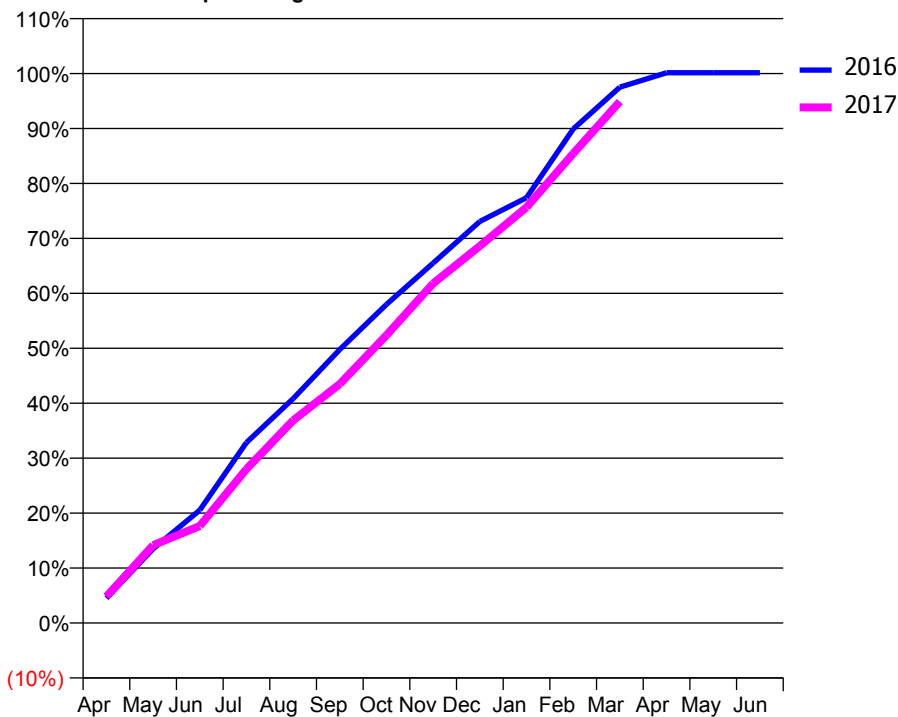
ACCESS*

Patients seen in 24 months	Total	Change since previous quarter
Quarter ending March 2016	5,997	
Quarter ending June 2016	6,003	→
Quarter ending September 2016	6,035	→
Quarter ending December 2016	6,106	→
Quarter ending March 2017	6,093	→
Variance since March 2016	1.6%	→



ACTIVITY

Cumulative percentage of contracted UDA delivered 2016 & 2017



Month	Adjusted Scheduled Activity (UDA)	
	2016	2017
April	785	835
May	2,344	2,457
June	3,566	3,064
July	5,704	4,866
August	7,088	6,400
September	8,644	7,552
October	10,067	9,094
November	11,372	10,728
December	12,688	11,913
January	13,437	13,135
February	15,606	14,832
March	16,930	16,476
April	17,385	
May	17,386	
June	17,386	

QUALITY

	Quantity	Base Number	Contract	AT	Region	England
% of FP17s for the same patient ID Re-attending within 3 months - Children	121	1,858	6.5%	10.0%	12.0%	12.3%
% of FP17s for the same patient ID Re-attending within 3 months - Adults	835	5,746	14.5%	15.4%	16.0%	16.7%
% of FP17s for the same patient ID Re-attending between 3 & 9 months - Children	931	1,858	50.1%	51.1%	58.8%	57.6%
% of FP17s for the same patient ID Re-attending between 3 & 9 months - Adults	2,717	5,746	47.3%	46.4%	51.2%	50.1%
% of FP17s for Band 1 Urgent Courses	418	7,429	5.6%	8.1%	8.0%	9.1%
% of FP17s Relating to Free Repair or Replacements	62	7,429	0.8%	0.7%	0.8%	0.8%
% of FP17s Relating to Continuations	134	7,429	1.8%	0.9%	1.2%	1.2%
% of Patients satisfied with the dentistry they have received	4	6	N/A	92.1%	92.7%	92.8%
% of Patients satisfied with the time they had to wait for an appointment	5	6	N/A	90.3%	89.1%	88.7%

* This is based on patients treated on this contract for their most recent course of treatment. Figures in italics indicate the base number of FP17s or Patient Questionnaire responses are less than 100. N/A is shown where the base number of responses is less than 10 during the period. % is calculated as Quantity/Base number*100

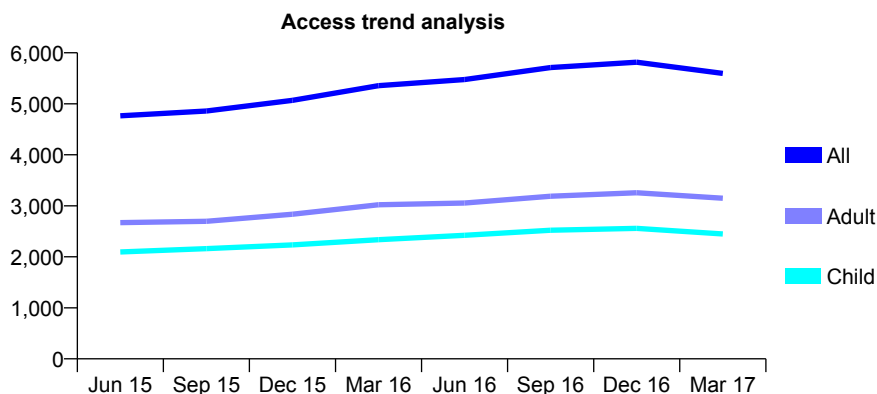
Q54 - Vital Signs At a Glance Contract Report for 133698/0001 - March 2017

Name or company name	Synergy Dental Practice Limited
Contract type name	PDS Plus Contract
Purpose of contract	General
Contract start date	01/10/2010
Contract end date	31/10/2020

16/17 Contracted general activity (UDA)	12,000
Carry forward general activity (UDA)	-240
16/17 Contracted orthodontic activity (UOA)	0
Carry forward orthodontic activity (UOA)	0
Baseline contract value	£229,591.57

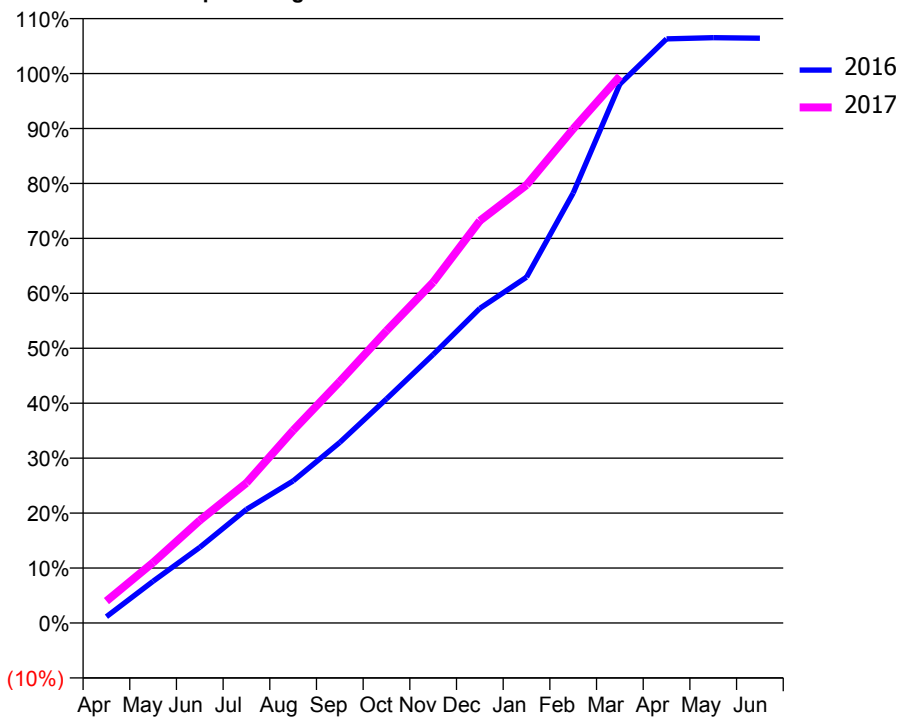
ACCESS*

Patients seen in 24 months	Total	Change since previous quarter
Quarter ending March 2016	5,356	
Quarter ending June 2016	5,476	↑
Quarter ending September 2016	5,710	↑
Quarter ending December 2016	5,815	→
Quarter ending March 2017	5,597	↓
Variance since March 2016	4.5%	↑



ACTIVITY

Cumulative percentage of contracted UDA delivered 2016 & 2017



Month	Adjusted Scheduled Activity (UDA)	
	2016	2017
April	138	480
May	912	1,320
June	1,653	2,240
July	2,484	3,058
August	3,102	4,207
September	3,945	5,275
October	4,893	6,381
November	5,863	7,441
December	6,870	8,784
January	7,551	9,565
February	9,390	10,791
March	11,770	11,940
April	12,757	
May	12,782	
June	12,771	

QUALITY

	Quantity	Base Number	Contract	AT	Region	England
% of FP17s for the same patient ID Re-attending within 3 months - Children	115	2,433	4.7%	10.0%	12.0%	12.3%
% of FP17s for the same patient ID Re-attending within 3 months - Adults	438	3,271	13.4%	15.4%	16.0%	16.7%
% of FP17s for the same patient ID Re-attending between 3 & 9 months - Children	833	2,433	34.2%	51.1%	58.8%	57.6%
% of FP17s for the same patient ID Re-attending between 3 & 9 months - Adults	1,088	3,271	33.3%	46.4%	51.2%	50.1%
% of FP17s for Band 1 Urgent Courses	659	5,295	12.4%	8.1%	8.0%	9.1%
% of FP17s Relating to Free Repair or Replacements	27	5,295	0.5%	0.7%	0.8%	0.8%
% of FP17s Relating to Continuations	2	5,295	0.0%	0.9%	1.2%	1.2%
% of Patients satisfied with the dentistry they have received	6	6	N/A	92.1%	92.7%	92.8%
% of Patients satisfied with the time they had to wait for an appointment	6	6	N/A	90.3%	89.1%	88.7%

* This is based on patients treated on this contract for their most recent course of treatment. Figures in italics indicate the base number of FP17s or Patient Questionnaire responses are less than 100. N/A is shown where the base number of responses is less than 10 during the period. % is calculated as Quantity/Base number*100

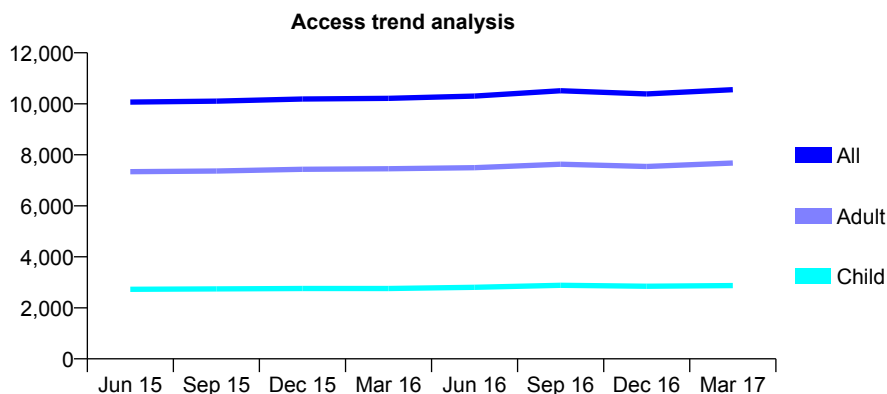
Q54 - Vital Signs At a Glance Contract Report for 135356/0001 - March 2017

Name or company name	Asden House Dental Clinic
Contract type name	GDS Contract
Purpose of contract	General
Contract start date	01/08/2012
Contract end date	

16/17 Contracted general activity (UDA)	29,744
Carry forward general activity (UDA)	1,064
16/17 Contracted orthodontic activity (UOA)	0
Carry forward orthodontic activity (UOA)	0
Baseline contract value	£845,436.88

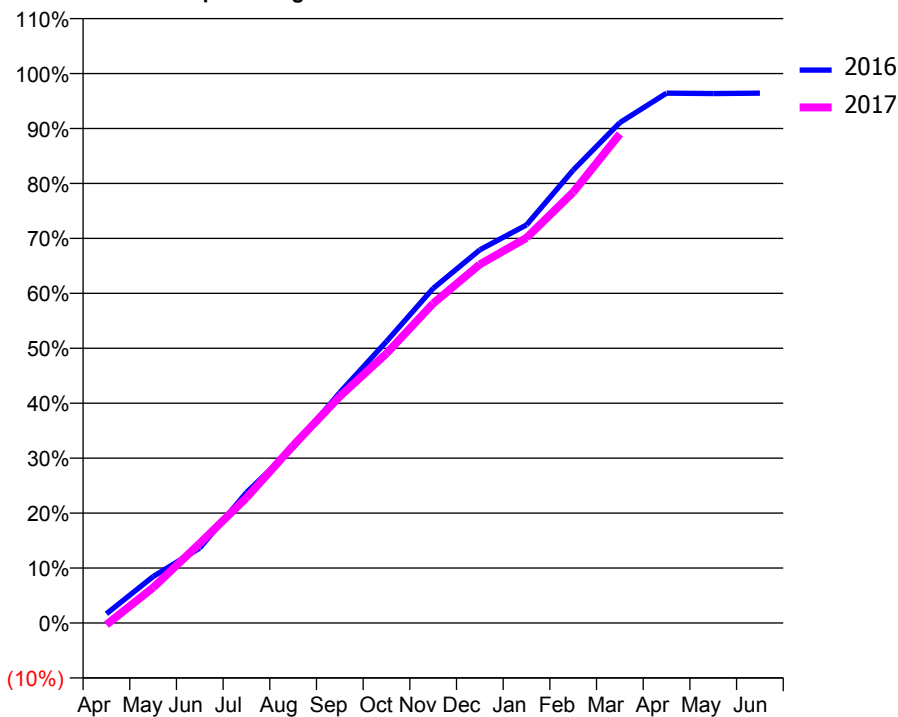
ACCESS*

Patients seen in 24 months	Total	Change since previous quarter
Quarter ending March 2016	10,213	
Quarter ending June 2016	10,302	→
Quarter ending September 2016	10,512	↑
Quarter ending December 2016	10,389	↓
Quarter ending March 2017	10,552	→
Variance since March 2016	3.3%	↑



ACTIVITY

Cumulative percentage of contracted UDA delivered 2016 & 2017



Month	Adjusted Scheduled Activity (UDA)	
	2016	2017
April	498	-98
May	2,516	1,914
June	4,062	4,313
July	7,062	6,784
August	9,487	9,601
September	12,476	12,270
October	15,241	14,591
November	18,115	17,300
December	20,202	19,415
January	21,552	20,850
February	24,516	23,315
March	27,085	26,473
April	28,681	
May	28,662	
June	28,680	

QUALITY

	Quantity	Base Number	Contract	AT	Region	England
% of FP17s for the same patient ID Re-attending within 3 months - Children	360	3,742	9.6%	10.0%	12.0%	12.3%
% of FP17s for the same patient ID Re-attending within 3 months - Adults	1,646	8,989	18.3%	15.4%	16.0%	16.7%
% of FP17s for the same patient ID Re-attending between 3 & 9 months - Children	1,697	3,742	45.4%	51.1%	58.8%	57.6%
% of FP17s for the same patient ID Re-attending between 3 & 9 months - Adults	3,287	8,989	36.6%	46.4%	51.2%	50.1%
% of FP17s for Band 1 Urgent Courses	1,233	9,992	12.3%	8.1%	8.0%	9.1%
% of FP17s Relating to Free Repair or Replacements	94	9,992	0.9%	0.7%	0.8%	0.8%
% of FP17s Relating to Continuations	35	9,992	0.4%	0.9%	1.2%	1.2%
% of Patients satisfied with the dentistry they have received	11	11	100.0%	92.1%	92.7%	92.8%
% of Patients satisfied with the time they had to wait for an appointment	9	11	81.8%	90.3%	89.1%	88.7%

* This is based on patients treated on this contract for their most recent course of treatment. Figures in italics indicate the base number of FP17s or Patient Questionnaire responses are less than 100. N/A is shown where the base number of responses is less than 10 during the period. % is calculated as Quantity/Base number*100

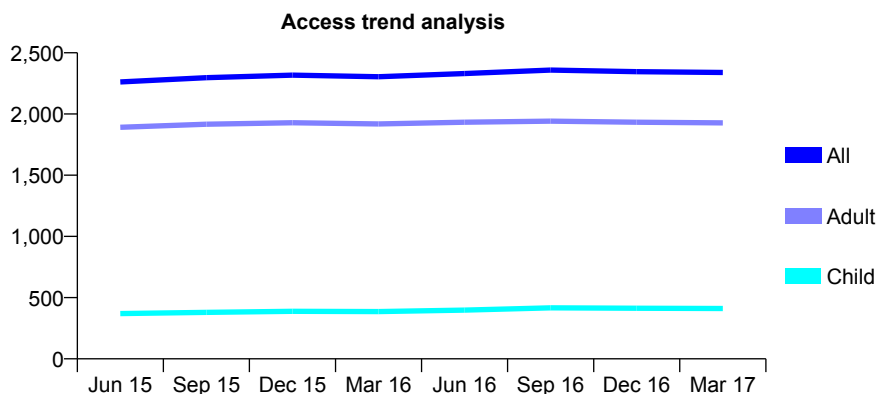
Q54 - Vital Signs At a Glance Contract Report for 135623/0001 - March 2017

Name or company name	New Coventry Road Dental Practice
Contract type name	GDS Contract
Purpose of contract	General
Contract start date	01/09/2011
Contract end date	

16/17 Contracted general activity (UDA)	7,068
Carry forward general activity (UDA)	-89
16/17 Contracted orthodontic activity (UOA)	0
Carry forward orthodontic activity (UOA)	0
Baseline contract value	£172,517.94

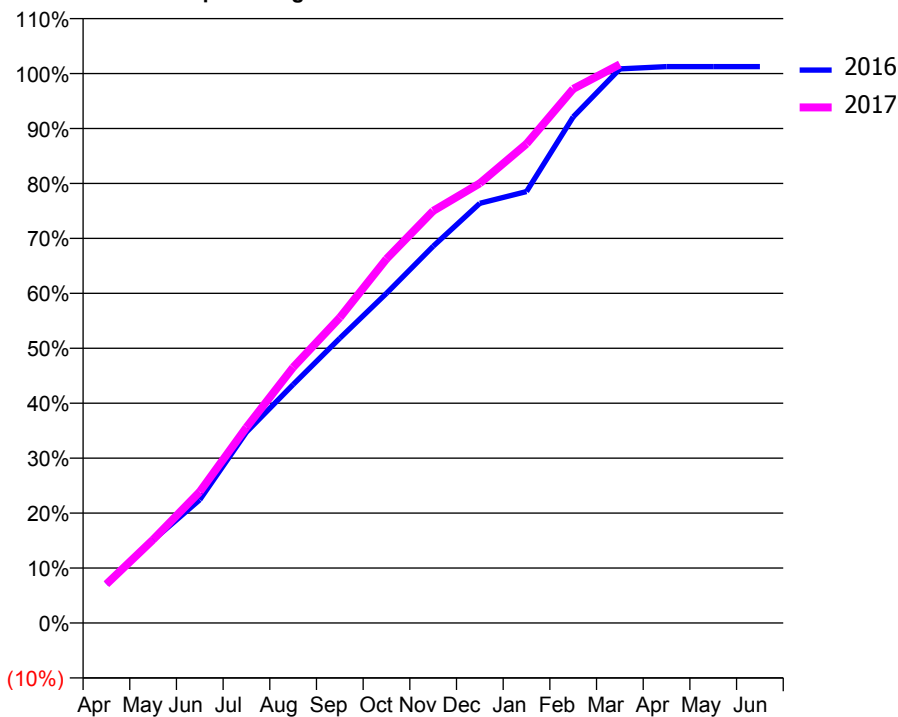
ACCESS*

Patients seen in 24 months	Total	Change since previous quarter
Quarter ending March 2016	2,305	
Quarter ending June 2016	2,331	→
Quarter ending September 2016	2,359	→
Quarter ending December 2016	2,346	→
Quarter ending March 2017	2,339	→
Variance since March 2016	1.5%	→



ACTIVITY

Cumulative percentage of contracted UDA delivered 2016 & 2017



Month	Adjusted Scheduled Activity (UDA)	
	2016	2017
April	499	501
May	1,066	1,072
June	1,586	1,688
July	2,455	2,517
August	3,068	3,288
September	3,662	3,929
October	4,241	4,683
November	4,846	5,300
December	5,399	5,655
January	5,550	6,163
February	6,510	6,870
March	7,128	7,185
April	7,157	
May	7,157	
June	7,157	

QUALITY

	Quantity	Base Number	Contract	AT	Region	England
% of FP17s for the same patient ID Re-attending within 3 months - Children	27	577	4.7%	10.0%	12.0%	12.3%
% of FP17s for the same patient ID Re-attending within 3 months - Adults	470	3,008	15.6%	15.4%	16.0%	16.7%
% of FP17s for the same patient ID Re-attending between 3 & 9 months - Children	353	577	61.2%	51.1%	58.8%	57.6%
% of FP17s for the same patient ID Re-attending between 3 & 9 months - Adults	1,920	3,008	63.8%	46.4%	51.2%	50.1%
% of FP17s for Band 1 Urgent Courses	141	3,564	4.0%	8.1%	8.0%	9.1%
% of FP17s Relating to Free Repair or Replacements	4	3,564	0.1%	0.7%	0.8%	0.8%
% of FP17s Relating to Continuations	14	3,564	0.4%	0.9%	1.2%	1.2%
% of Patients satisfied with the dentistry they have received	7	7	N/A	92.1%	92.7%	92.8%
% of Patients satisfied with the time they had to wait for an appointment	7	7	N/A	90.3%	89.1%	88.7%

* This is based on patients treated on this contract for their most recent course of treatment. Figures in italics indicate the base number of FP17s or Patient Questionnaire responses are less than 100. N/A is shown where the base number of responses is less than 10 during the period. % is calculated as Quantity/Base number*100

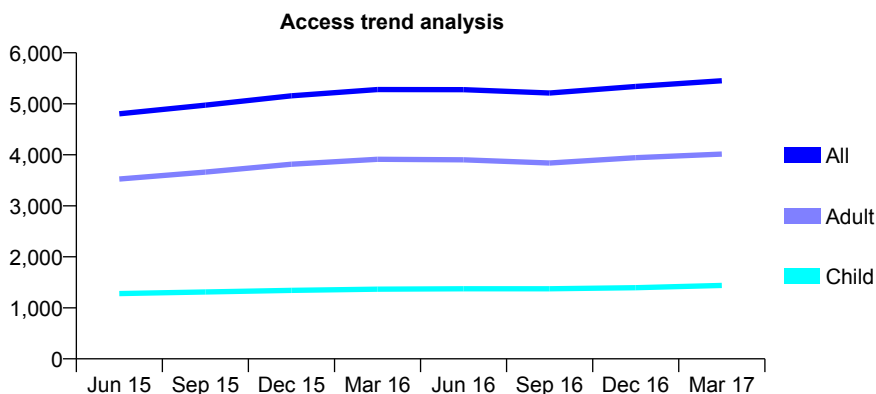
Q54 - Vital Signs At a Glance Contract Report for 136662/0001 - March 2017

Name or company name	Mr Hiren Yagnik Mr Prasad Vishnupurikar
Contract type name	GDS Contract
Purpose of contract	General
Contract start date	01/09/2008
Contract end date	

16/17 Contracted general activity (UDA)	13,545
Carry forward general activity (UDA)	55
16/17 Contracted orthodontic activity (UOA)	0
Carry forward orthodontic activity (UOA)	0
Baseline contract value	£310,412.92

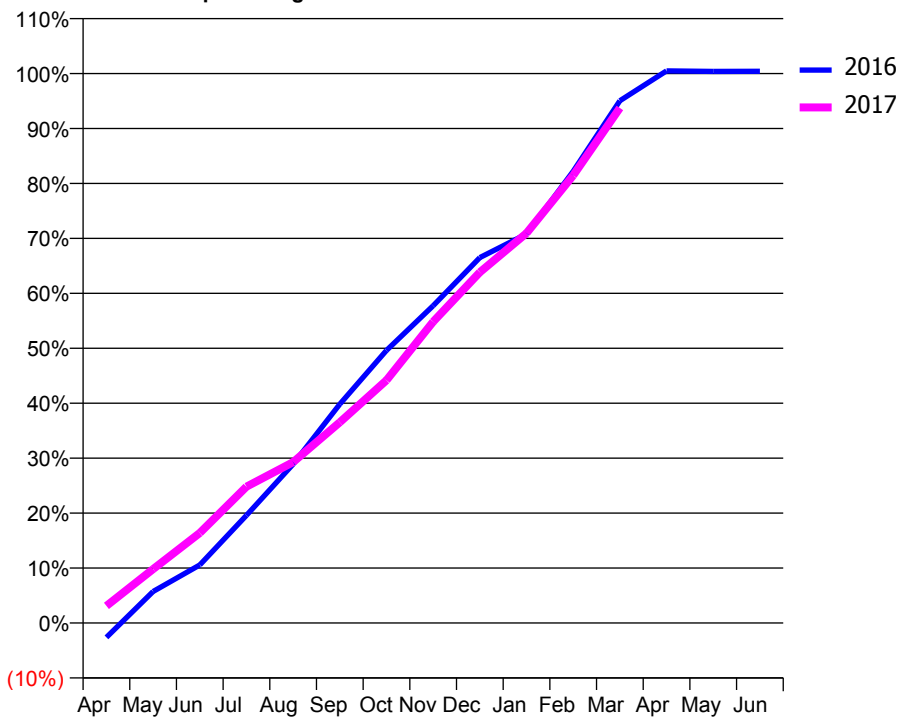
ACCESS*

Patients seen in 24 months	Total	Change since previous quarter
Quarter ending March 2016	5,279	
Quarter ending June 2016	5,276	→
Quarter ending September 2016	5,212	↓
Quarter ending December 2016	5,339	↑
Quarter ending March 2017	5,452	↑
Variance since March 2016	3.3%	↑



ACTIVITY

Cumulative percentage of contracted UDA delivered 2016 & 2017



Adjusted Scheduled Activity (UDA)

Month	2016	2017
April	-356	422
May	778	1,329
June	1,432	2,222
July	2,653	3,361
August	3,916	3,965
September	5,395	4,949
October	6,722	5,983
November	7,821	7,426
December	9,007	8,646
January	9,591	9,610
February	11,134	11,032
March	12,874	12,697
April	13,611	
May	13,597	
June	13,600	

QUALITY

	Quantity	Base Number	Contract	AT	Region	England
% of FP17s for the same patient ID Re-attending within 3 months - Children	131	1,797	7.3%	10.0%	12.0%	12.3%
% of FP17s for the same patient ID Re-attending within 3 months - Adults	673	4,586	14.7%	15.4%	16.0%	16.7%
% of FP17s for the same patient ID Re-attending between 3 & 9 months - Children	856	1,797	47.6%	51.1%	58.8%	57.6%
% of FP17s for the same patient ID Re-attending between 3 & 9 months - Adults	2,057	4,586	44.9%	46.4%	51.2%	50.1%
% of FP17s for Band 1 Urgent Courses	593	5,456	10.9%	8.1%	8.0%	9.1%
% of FP17s Relating to Free Repair or Replacements	43	5,456	0.8%	0.7%	0.8%	0.8%
% of FP17s Relating to Continuations	36	5,456	0.7%	0.9%	1.2%	1.2%
% of Patients satisfied with the dentistry they have received	2	2	N/A	92.1%	92.7%	92.8%
% of Patients satisfied with the time they had to wait for an appointment	2	2	N/A	90.3%	89.1%	88.7%

* This is based on patients treated on this contract for their most recent course of treatment. Figures in italics indicate the base number of FP17s or Patient Questionnaire responses are less than 100. N/A is shown where the base number of responses is less than 10 during the period. % is calculated as Quantity/Base number*100

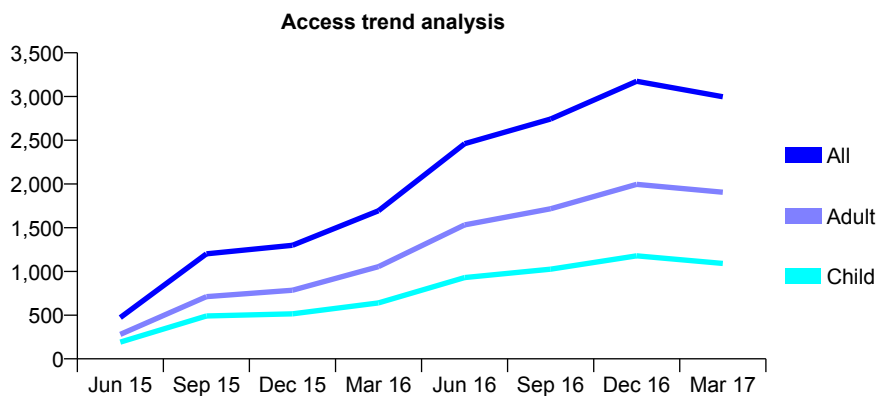
Q54 - Vital Signs At a Glance Contract Report for 137537/0001 - March 2017

Name or company name	Mr N.R.W Whiting & Mr Kiran Hanji
Contract type name	GDS Contract
Purpose of contract	General
Contract start date	01/05/2015
Contract end date	

16/17 Contracted general activity (UDA)	10,882
Carry forward general activity (UDA)	-48
16/17 Contracted orthodontic activity (UOA)	0
Carry forward orthodontic activity (UOA)	0
Baseline contract value	£313,449.69

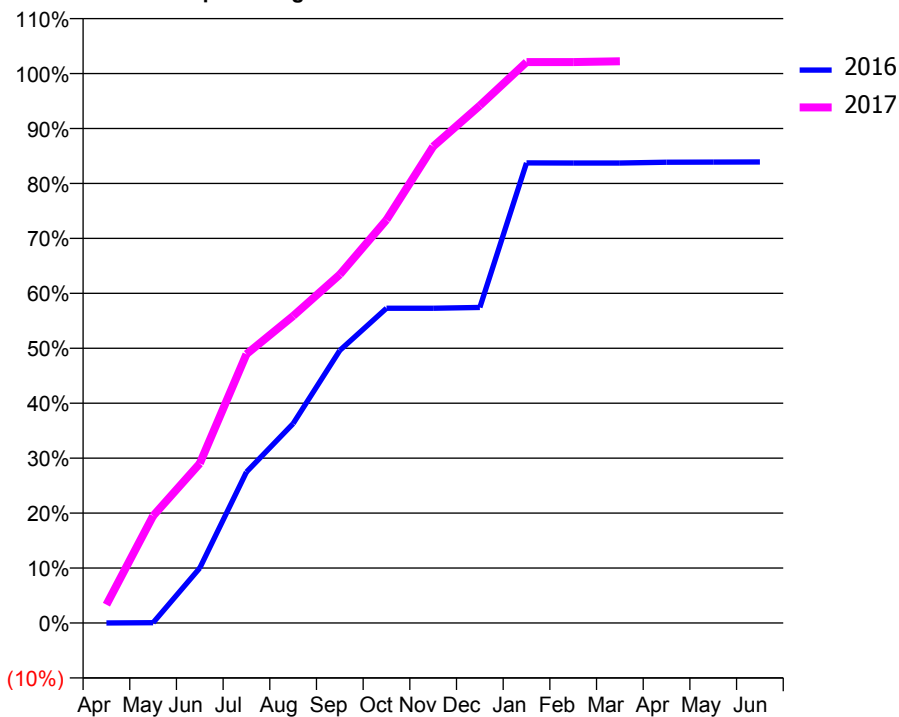
ACCESS*

Patients seen in 24 months	Total	Change since previous quarter
Quarter ending March 2016	1,694	
Quarter ending June 2016	2,461	↑
Quarter ending September 2016	2,743	↑
Quarter ending December 2016	3,174	↑
Quarter ending March 2017	2,997	↓
Variance since March 2016	76.9%	↑



ACTIVITY

Cumulative percentage of contracted UDA delivered 2016 & 2017



Month	Adjusted Scheduled Activity (UDA)	
	2016	2017
April	0	363
May	7	2,122
June	996	3,160
July	2,738	5,325
August	3,615	6,081
September	4,942	6,903
October	5,705	7,983
November	5,705	9,438
December	5,720	10,247
January	8,340	11,108
February	8,338	11,108
March	8,338	11,123
April	8,351	
May	8,355	
June	8,357	

QUALITY

	Quantity	Base Number	Contract	AT	Region	England
% of FP17s for the same patient ID Re-attending within 3 months - Children	101	1,424	7.1%	10.0%	12.0%	12.3%
% of FP17s for the same patient ID Re-attending within 3 months - Adults	225	2,061	10.9%	15.4%	16.0%	16.7%
% of FP17s for the same patient ID Re-attending between 3 & 9 months - Children	384	1,424	27.0%	51.1%	58.8%	57.6%
% of FP17s for the same patient ID Re-attending between 3 & 9 months - Adults	487	2,061	23.6%	46.4%	51.2%	50.1%
% of FP17s for Band 1 Urgent Courses	271	3,438	7.9%	8.1%	8.0%	9.1%
% of FP17s Relating to Free Repair or Replacements	3	3,438	0.1%	0.7%	0.8%	0.8%
% of FP17s Relating to Continuations	2	3,438	0.1%	0.9%	1.2%	1.2%
% of Patients satisfied with the dentistry they have received	1	1	N/A	92.1%	92.7%	92.8%
% of Patients satisfied with the time they had to wait for an appointment	1	1	N/A	90.3%	89.1%	88.7%

* This is based on patients treated on this contract for their most recent course of treatment. Figures in italics indicate the base number of FP17s or Patient Questionnaire responses are less than 100. N/A is shown where the base number of responses is less than 10 during the period. % is calculated as Quantity/Base number*100

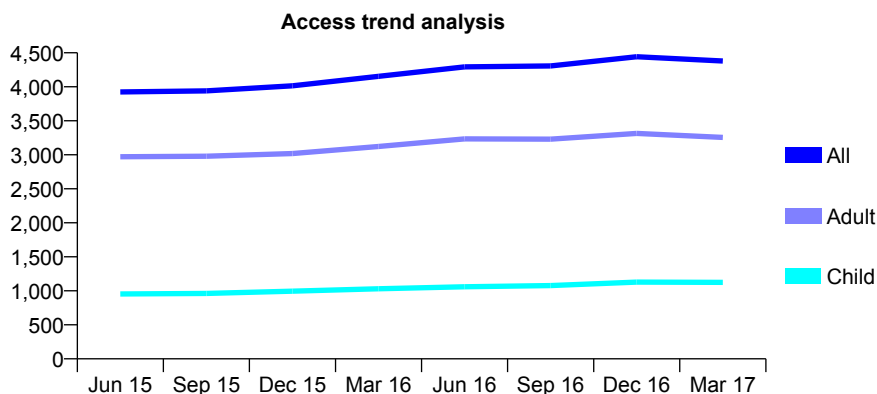
Q54 - Vital Signs At a Glance Contract Report for 138657/0001 - March 2017

Name or company name	Coalway Road Dental Practice
Contract type name	GDS Contract
Purpose of contract	General and Orthodontic
Contract start date	01/06/2011
Contract end date	

16/17 Contracted general activity (UDA)	15,000
Carry forward general activity (UDA)	-87
16/17 Contracted orthodontic activity (UOA)	546
Carry forward orthodontic activity (UOA)	0
Baseline contract value	£317,492.57

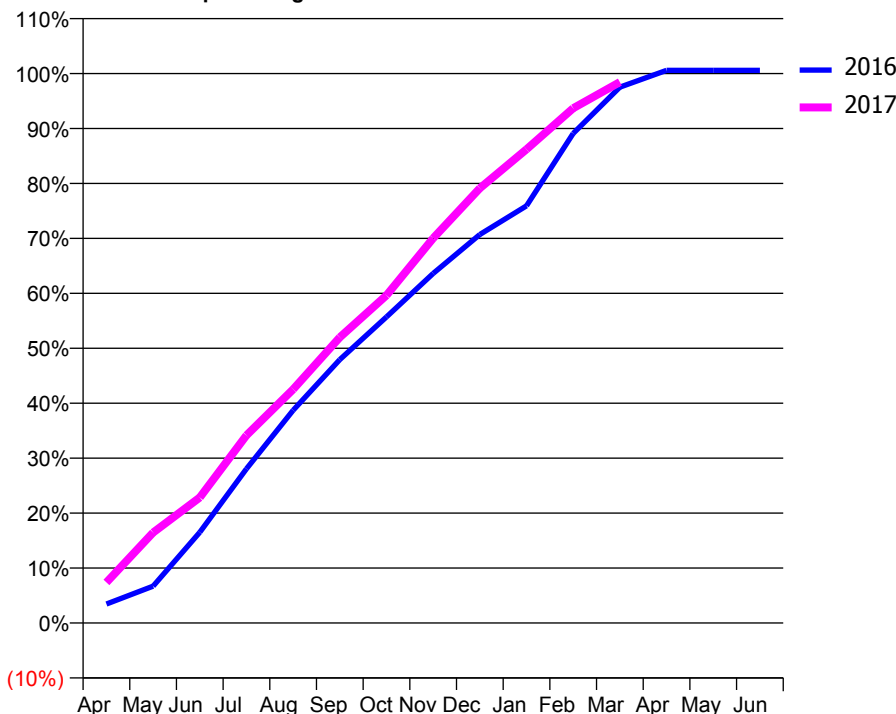
ACCESS*

Patients seen in 24 months	Total	Change since previous quarter
Quarter ending March 2016	4,154	
Quarter ending June 2016	4,294	↑
Quarter ending September 2016	4,307	→
Quarter ending December 2016	4,443	↑
Quarter ending March 2017	4,379	↓
Variance since March 2016	5.4%	↑



ACTIVITY

Cumulative percentage of contracted UDA delivered 2016 & 2017



Month	Adjusted Scheduled Activity (UDA)	
	2016	2017
April	520	1,107
May	1,006	2,470
June	2,475	3,427
July	4,209	5,123
August	5,808	6,380
September	7,190	7,800
October	8,357	8,946
November	9,542	10,504
December	10,607	11,869
January	11,388	12,930
February	13,364	14,053
March	14,629	14,766
April	15,087	
May	15,087	
June	15,087	

QUALITY

	Quantity	Base Number	Contract	AT	Region	England
% of FP17s for the same patient ID Re-attending within 3 months - Children	184	1,626	11.3%	10.0%	12.0%	12.3%
% of FP17s for the same patient ID Re-attending within 3 months - Adults	789	4,233	18.6%	15.4%	16.0%	16.7%
% of FP17s for the same patient ID Re-attending between 3 & 9 months - Children	766	1,626	47.1%	51.1%	58.8%	57.6%
% of FP17s for the same patient ID Re-attending between 3 & 9 months - Adults	1,757	4,233	41.5%	46.4%	51.2%	50.1%
% of FP17s for Band 1 Urgent Courses	657	5,629	11.7%	8.1%	8.0%	9.1%
% of FP17s Relating to Free Repair or Replacements	42	5,629	0.7%	0.7%	0.8%	0.8%
% of FP17s Relating to Continuations	30	5,629	0.5%	0.9%	1.2%	1.2%
% of Patients satisfied with the dentistry they have received	4	5	N/A	92.1%	92.7%	92.8%
% of Patients satisfied with the time they had to wait for an appointment	5	5	N/A	90.3%	89.1%	88.7%

* This is based on patients treated on this contract for their most recent course of treatment. Figures in italics indicate the base number of FP17s or Patient Questionnaire responses are less than 100. N/A is shown where the base number of responses is less than 10 during the period. % is calculated as Quantity/Base number*100

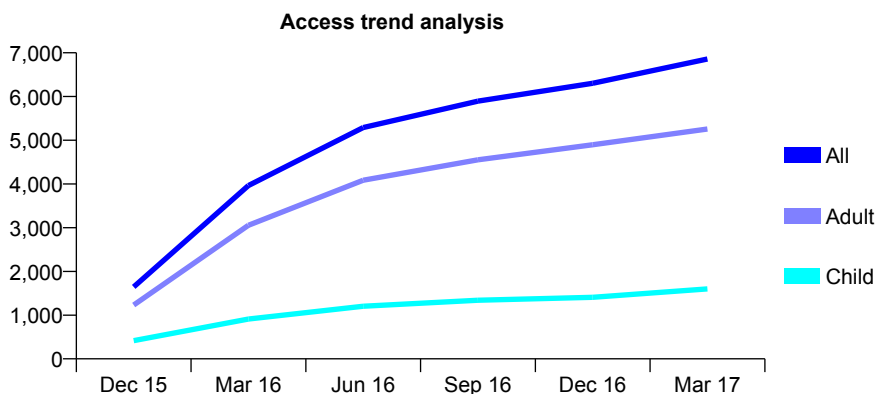
Q54 - Vital Signs At a Glance Contract Report for 139955/0001 - March 2017

Name or company name	Wilkinson Dental Care
Contract type name	GDS Contract
Purpose of contract	General
Contract start date	01/10/2015
Contract end date	

16/17 Contracted general activity (UDA)	23,902
Carry forward general activity (UDA)	-188
16/17 Contracted orthodontic activity (UOA)	0
Carry forward orthodontic activity (UOA)	0
Baseline contract value	£522,277.08

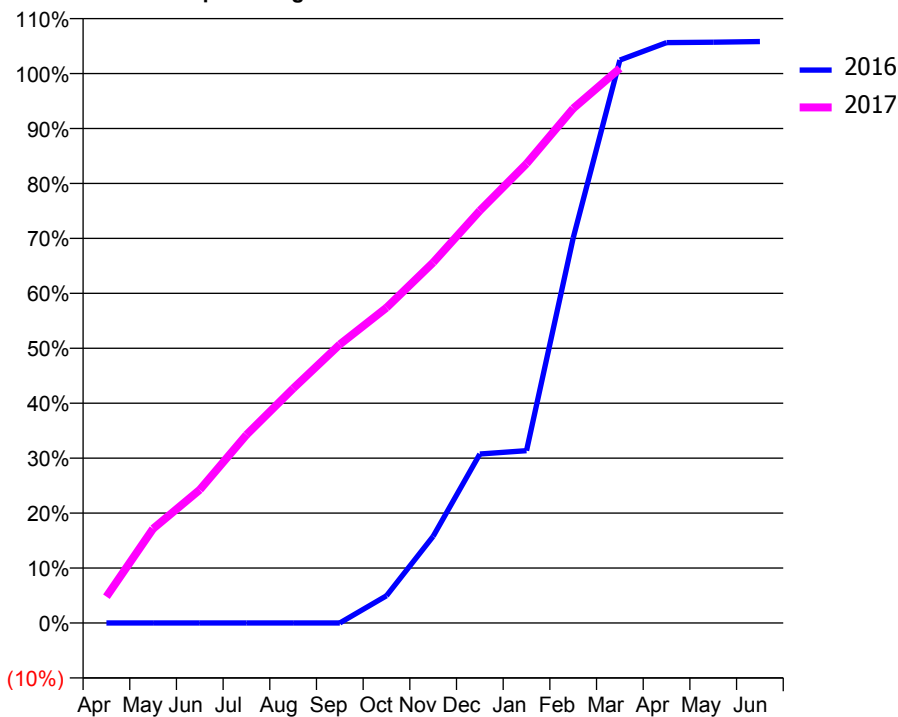
ACCESS*

Patients seen in 24 months	Total	Change since previous quarter
Quarter ending March 2016	3,965	
Quarter ending June 2016	5,290	↑
Quarter ending September 2016	5,893	↑
Quarter ending December 2016	6,304	↑
Quarter ending March 2017	6,857	↑
Variance since March 2016	72.9%	↑



ACTIVITY

Cumulative percentage of contracted UDA delivered 2016 & 2017



Adjusted Scheduled Activity (UDA)

Month	2016	2017
April	0	1,144
May	0	4,105
June	0	5,797
July	0	8,184
August	0	10,199
September	0	12,121
October	593	13,715
November	1,886	15,680
December	3,676	17,936
January	3,749	19,980
February	8,376	22,380
March	12,243	24,125
April	12,624	
May	12,632	
June	12,645	

QUALITY

	Quantity	Base Number	Contract	AT	Region	England
% of FP17s for the same patient ID Re-attending within 3 months - Children	159	2,212	7.2%	10.0%	12.0%	12.3%
% of FP17s for the same patient ID Re-attending within 3 months - Adults	899	7,114	12.6%	15.4%	16.0%	16.7%
% of FP17s for the same patient ID Re-attending between 3 & 9 months - Children	926	2,212	41.9%	51.1%	58.8%	57.6%
% of FP17s for the same patient ID Re-attending between 3 & 9 months - Adults	3,132	7,114	44.0%	46.4%	51.2%	50.1%
% of FP17s for Band 1 Urgent Courses	788	9,197	8.6%	8.1%	8.0%	9.1%
% of FP17s Relating to Free Repair or Replacements	39	9,197	0.4%	0.7%	0.8%	0.8%
% of FP17s Relating to Continuations	53	9,197	0.6%	0.9%	1.2%	1.2%
% of Patients satisfied with the dentistry they have received	29	34	85.3%	92.1%	92.7%	92.8%
% of Patients satisfied with the time they had to wait for an appointment	29	34	85.3%	90.3%	89.1%	88.7%

* This is based on patients treated on this contract for their most recent course of treatment. Figures in italics indicate the base number of FP17s or Patient Questionnaire responses are less than 100. N/A is shown where the base number of responses is less than 10 during the period. % is calculated as Quantity/Base number*100

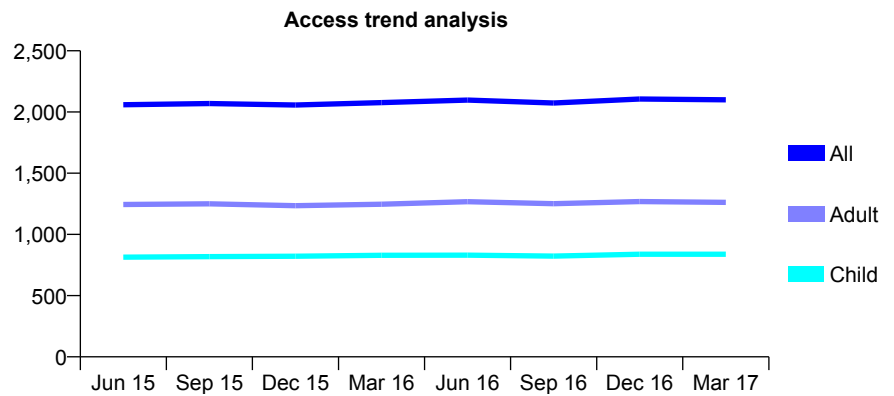
Q54 - Vital Signs At a Glance Contract Report for 140260/0001 - March 2017

Name or company name	Thornley & Thornley
Contract type name	GDS Contract
Purpose of contract	General and Orthodontic
Contract start date	01/04/2006
Contract end date	

16/17 Contracted general activity (UDA)	3,132
Carry forward general activity (UDA)	-63
16/17 Contracted orthodontic activity (UOA)	791
Carry forward orthodontic activity (UOA)	-16
Baseline contract value	£134,417.05

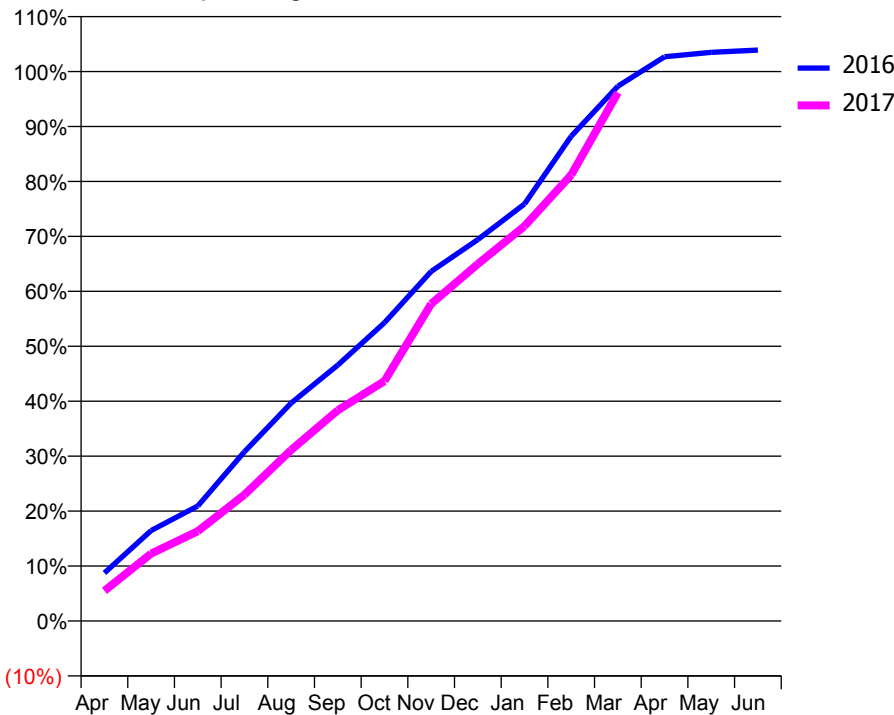
ACCESS*

Patients seen in 24 months	Total	Change since previous quarter
Quarter ending March 2016	2,077	
Quarter ending June 2016	2,098	→
Quarter ending September 2016	2,074	↓
Quarter ending December 2016	2,106	→
Quarter ending March 2017	2,100	→
Variance since March 2016	1.1%	→



ACTIVITY

Cumulative percentage of contracted UDA delivered 2016 & 2017



Month	Adjusted Scheduled Activity (UDA)	
	2016	2017
April	274	172
May	516	384
June	655	512
July	965	720
August	1,243	975
September	1,459	1,201
October	1,701	1,367
November	1,993	1,808
December	2,174	2,035
January	2,377	2,251
February	2,763	2,543
March	3,048	3,011
April	3,216	
May	3,241	
June	3,254	

QUALITY

	Quantity	Base Number	Contract	AT	Region	England
% of FP17s for the same patient ID Re-attending within 3 months - Children	84	1,250	6.7%	10.0%	12.0%	12.3%
% of FP17s for the same patient ID Re-attending within 3 months - Adults	205	1,430	14.3%	15.4%	16.0%	16.7%
% of FP17s for the same patient ID Re-attending between 3 & 9 months - Children	586	1,250	46.9%	51.1%	58.8%	57.6%
% of FP17s for the same patient ID Re-attending between 3 & 9 months - Adults	649	1,430	45.4%	46.4%	51.2%	50.1%
% of FP17s for Band 1 Urgent Courses	102	1,473	6.9%	8.1%	8.0%	9.1%
% of FP17s Relating to Free Repair or Replacements	1	1,473	0.1%	0.7%	0.8%	0.8%
% of FP17s Relating to Continuations	19	1,473	1.3%	0.9%	1.2%	1.2%
% of Patients satisfied with the dentistry they have received	2	2	N/A	92.1%	92.7%	92.8%
% of Patients satisfied with the time they had to wait for an appointment	2	2	N/A	90.3%	89.1%	88.7%

* This is based on patients treated on this contract for their most recent course of treatment. Figures in italics indicate the base number of FP17s or Patient Questionnaire responses are less than 100. N/A is shown where the base number of responses is less than 10 during the period. % is calculated as Quantity/Base number*100

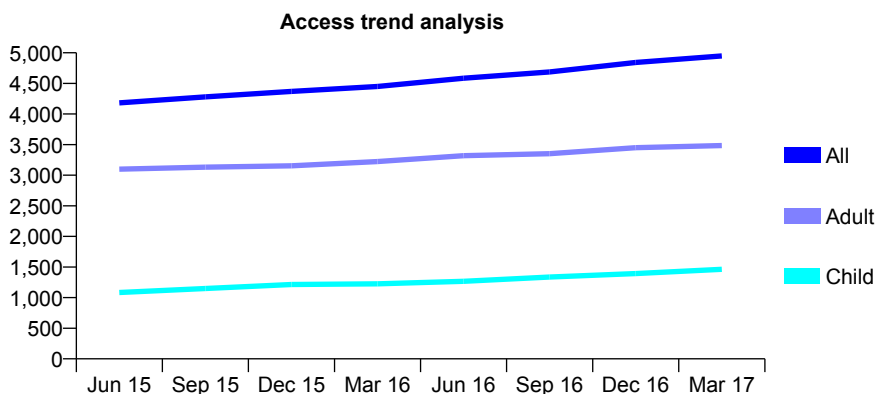
Q54 - Vital Signs At a Glance Contract Report for 140996/0001 - March 2017

Name or company name	Darlaston Dental Practice
Contract type name	GDS Contract
Purpose of contract	General
Contract start date	01/10/2008
Contract end date	

16/17 Contracted general activity (UDA)	15,411
Carry forward general activity (UDA)	-54
16/17 Contracted orthodontic activity (UOA)	0
Carry forward orthodontic activity (UOA)	0
Baseline contract value	£371,420.47

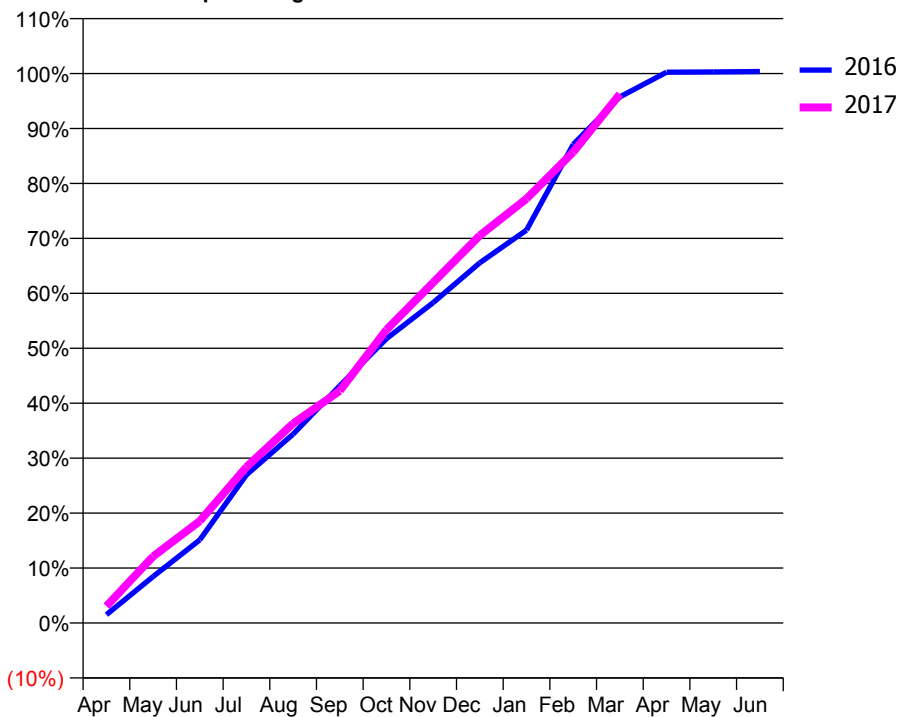
ACCESS*

Patients seen in 24 months	Total	Change since previous quarter
Quarter ending March 2016	4,449	
Quarter ending June 2016	4,585	↑
Quarter ending September 2016	4,687	↑
Quarter ending December 2016	4,842	↑
Quarter ending March 2017	4,948	↑
Variance since March 2016	11.2%	↑



ACTIVITY

Cumulative percentage of contracted UDA delivered 2016 & 2017



Month	Adjusted Scheduled Activity (UDA)	
	2016	2017
April	234	473
May	1,303	1,867
June	2,331	2,858
July	4,156	4,379
August	5,297	5,598
September	6,656	6,511
October	7,976	8,227
November	8,986	9,550
December	10,102	10,869
January	11,020	11,898
February	13,420	13,207
March	14,754	14,834
April	15,446	
May	15,453	
June	15,465	

QUALITY

	Quantity	Base Number	Contract	AT	Region	England
% of FP17s for the same patient ID Re-attending within 3 months - Children	55	1,803	3.1%	10.0%	12.0%	12.3%
% of FP17s for the same patient ID Re-attending within 3 months - Adults	327	4,076	8.0%	15.4%	16.0%	16.7%
% of FP17s for the same patient ID Re-attending between 3 & 9 months - Children	827	1,803	45.9%	51.1%	58.8%	57.6%
% of FP17s for the same patient ID Re-attending between 3 & 9 months - Adults	1,840	4,076	45.1%	46.4%	51.2%	50.1%
% of FP17s for Band 1 Urgent Courses	267	5,652	4.7%	8.1%	8.0%	9.1%
% of FP17s Relating to Free Repair or Replacements	44	5,652	0.8%	0.7%	0.8%	0.8%
% of FP17s Relating to Continuations	23	5,652	0.4%	0.9%	1.2%	1.2%
% of Patients satisfied with the dentistry they have received	5	5	N/A	92.1%	92.7%	92.8%
% of Patients satisfied with the time they had to wait for an appointment	5	5	N/A	90.3%	89.1%	88.7%

* This is based on patients treated on this contract for their most recent course of treatment. Figures in italics indicate the base number of FP17s or Patient Questionnaire responses are less than 100. N/A is shown where the base number of responses is less than 10 during the period. % is calculated as Quantity/Base number*100

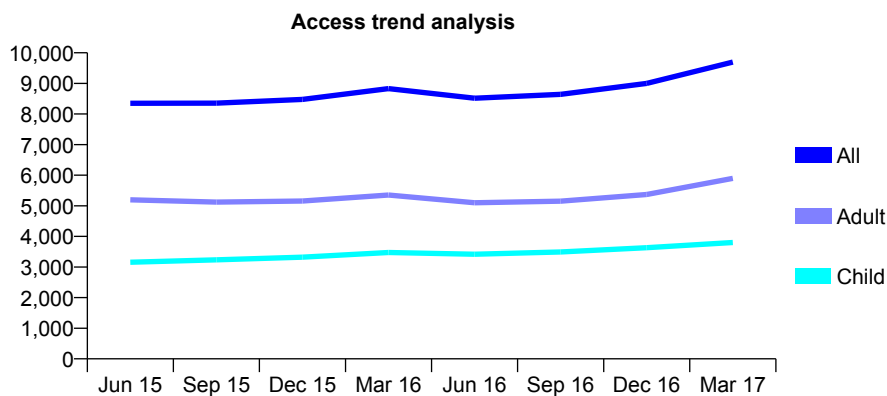
Q54 - Vital Signs At a Glance Contract Report for 141070/0001 - March 2017

Name or company name	Walsall Dental Practice
Contract type name	GDS Contract
Purpose of contract	General
Contract start date	09/09/2010
Contract end date	

16/17 Contracted general activity (UDA)	29,761
Carry forward general activity (UDA)	201
16/17 Contracted orthodontic activity (UOA)	0
Carry forward orthodontic activity (UOA)	0
Baseline contract value	£719,053.96

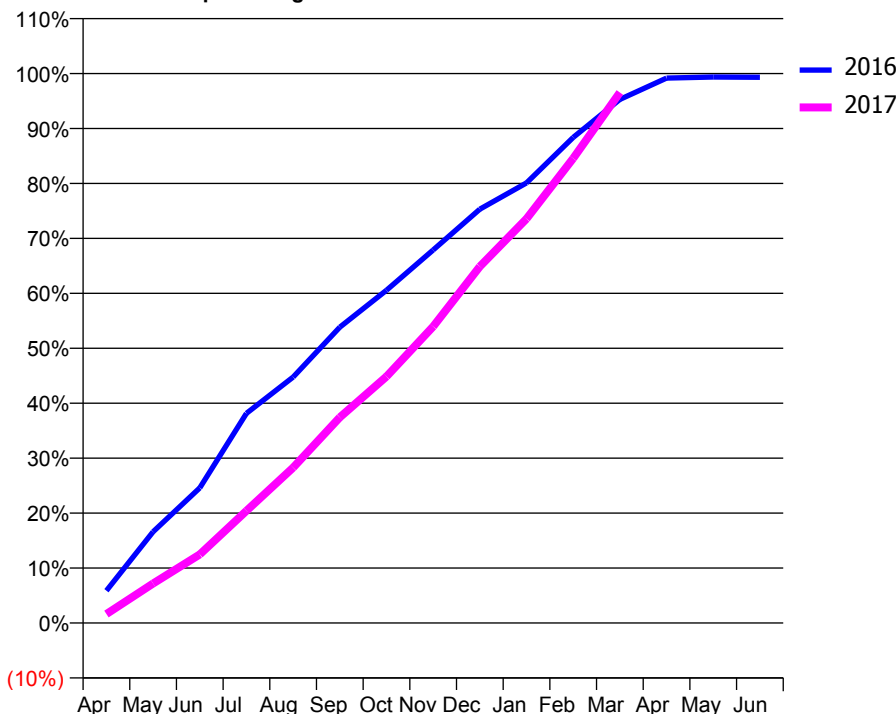
ACCESS*

Patients seen in 24 months	Total	Change since previous quarter
Quarter ending March 2016	8,832	
Quarter ending June 2016	8,518	↓
Quarter ending September 2016	8,643	→
Quarter ending December 2016	9,001	↑
Quarter ending March 2017	9,699	↑
Variance since March 2016	9.8%	↑



ACTIVITY

Cumulative percentage of contracted UDA delivered 2016 & 2017



Month	Adjusted Scheduled Activity (UDA)	
	2016	2017
April	1,751	485
May	4,945	2,138
June	7,319	3,718
July	11,360	6,075
August	13,320	8,415
September	16,020	11,139
October	18,024	13,352
November	20,203	16,055
December	22,410	19,307
January	23,833	21,891
February	26,302	25,166
March	28,361	28,733
April	29,510	
May	29,572	
June	29,560	

QUALITY

	Quantity	Base Number	Contract	AT	Region	England
% of FP17s for the same patient ID Re-attending within 3 months - Children	217	5,085	4.3%	10.0%	12.0%	12.3%
% of FP17s for the same patient ID Re-attending within 3 months - Adults	542	6,502	8.3%	15.4%	16.0%	16.7%
% of FP17s for the same patient ID Re-attending between 3 & 9 months - Children	2,509	5,085	49.3%	51.1%	58.8%	57.6%
% of FP17s for the same patient ID Re-attending between 3 & 9 months - Adults	2,540	6,502	39.1%	46.4%	51.2%	50.1%
% of FP17s for Band 1 Urgent Courses	814	11,150	7.3%	8.1%	8.0%	9.1%
% of FP17s Relating to Free Repair or Replacements	30	11,150	0.3%	0.7%	0.8%	0.8%
% of FP17s Relating to Continuations	85	11,150	0.8%	0.9%	1.2%	1.2%
% of Patients satisfied with the dentistry they have received	5	5	N/A	92.1%	92.7%	92.8%
% of Patients satisfied with the time they had to wait for an appointment	5	5	N/A	90.3%	89.1%	88.7%

* This is based on patients treated on this contract for their most recent course of treatment. Figures in italics indicate the base number of FP17s or Patient Questionnaire responses are less than 100. N/A is shown where the base number of responses is less than 10 during the period. % is calculated as Quantity/Base number*100

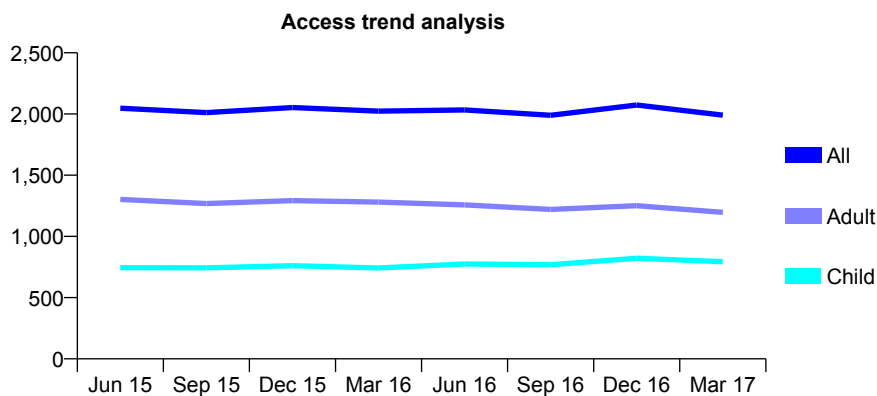
Q54 - Vital Signs At a Glance Contract Report for 141801/0001 - March 2017

Name or company name	AS, BS & BS Bhandal
Contract type name	GDS Contract
Purpose of contract	General
Contract start date	12/01/2009
Contract end date	

16/17 Contracted general activity (UDA)	5,368
Carry forward general activity (UDA)	-39
16/17 Contracted orthodontic activity (UOA)	0
Carry forward orthodontic activity (UOA)	0
Baseline contract value	£130,204.88

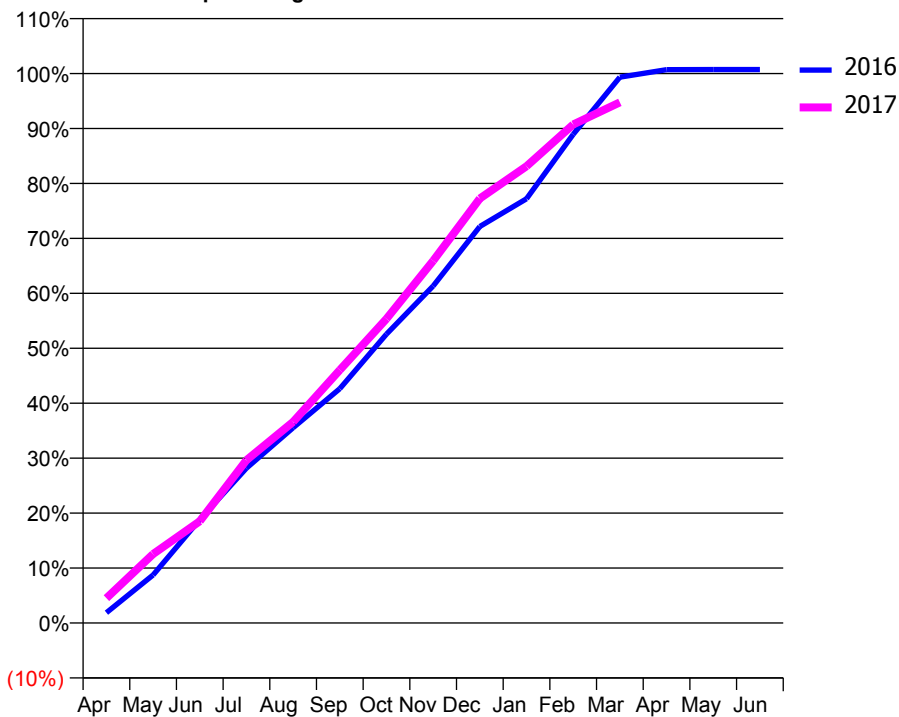
ACCESS*

Patients seen in 24 months	Total	Change since previous quarter
Quarter ending March 2016	2,023	
Quarter ending June 2016	2,033	→
Quarter ending September 2016	1,990	↓
Quarter ending December 2016	2,073	↑
Quarter ending March 2017	1,991	↓
Variance since March 2016	(1.6%)	↓



ACTIVITY

Cumulative percentage of contracted UDA delivered 2016 & 2017



Month	Adjusted Scheduled Activity (UDA)	
	2016	2017
April	101	242
May	470	674
June	1,010	995
July	1,513	1,591
August	1,908	1,965
September	2,290	2,472
October	2,822	2,972
November	3,292	3,538
December	3,873	4,147
January	4,144	4,463
February	4,774	4,869
March	5,333	5,086
April	5,406	
May	5,407	
June	5,407	

QUALITY

	Quantity	Base Number	Contract	AT	Region	England
% of FP17s for the same patient ID Re-attending within 3 months - Children	60	942	6.4%	10.0%	12.0%	12.3%
% of FP17s for the same patient ID Re-attending within 3 months - Adults	171	1,268	13.5%	15.4%	16.0%	16.7%
% of FP17s for the same patient ID Re-attending between 3 & 9 months - Children	357	942	37.9%	51.1%	58.8%	57.6%
% of FP17s for the same patient ID Re-attending between 3 & 9 months - Adults	472	1,268	37.2%	46.4%	51.2%	50.1%
% of FP17s for Band 1 Urgent Courses	153	2,185	7.0%	8.1%	8.0%	9.1%
% of FP17s Relating to Free Repair or Replacements	0	2,185	0.0%	0.7%	0.8%	0.8%
% of FP17s Relating to Continuations	3	2,185	0.1%	0.9%	1.2%	1.2%
% of Patients satisfied with the dentistry they have received	0	0	N/A	92.1%	92.7%	92.8%
% of Patients satisfied with the time they had to wait for an appointment	0	0	N/A	90.3%	89.1%	88.7%

* This is based on patients treated on this contract for their most recent course of treatment. Figures in italics indicate the base number of FP17s or Patient Questionnaire responses are less than 100. N/A is shown where the base number of responses is less than 10 during the period. % is calculated as Quantity/Base number*100

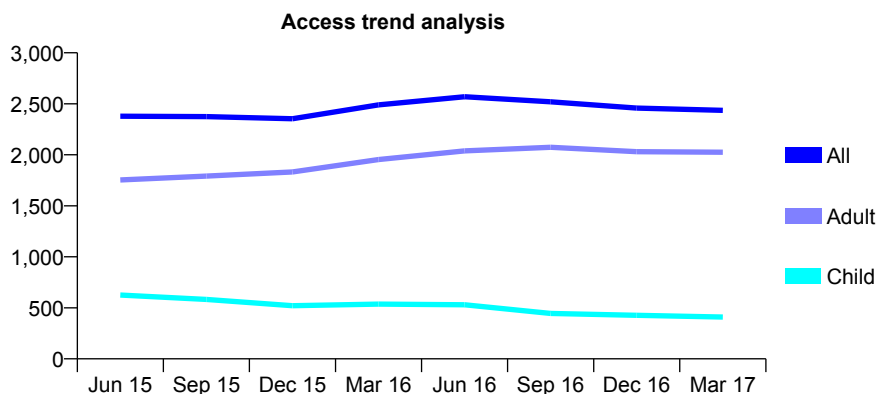
Q54 - Vital Signs At a Glance Contract Report for 142131/0001 - March 2017

Name or company name	New Road Dental Practice
Contract type name	GDS Contract
Purpose of contract	General
Contract start date	01/09/2010
Contract end date	

16/17 Contracted general activity (UDA)	9,064
Carry forward general activity (UDA)	-21
16/17 Contracted orthodontic activity (UOA)	0
Carry forward orthodontic activity (UOA)	0
Baseline contract value	£230,642.71

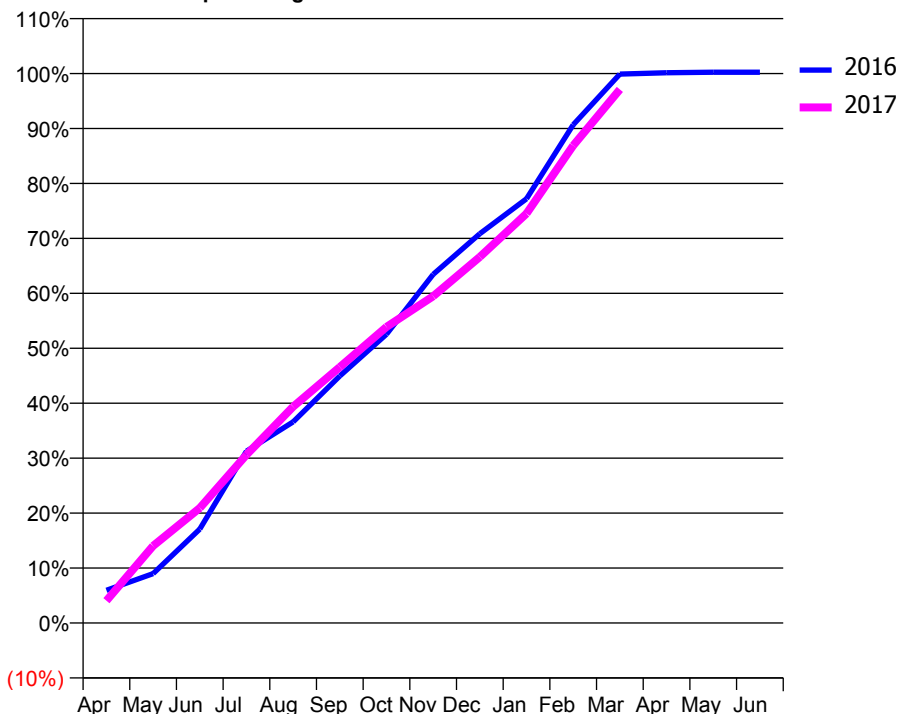
ACCESS*

Patients seen in 24 months	Total	Change since previous quarter
Quarter ending March 2016	2,490	
Quarter ending June 2016	2,569	↑
Quarter ending September 2016	2,519	↓
Quarter ending December 2016	2,458	↓
Quarter ending March 2017	2,436	→
Variance since March 2016	(2.2%)	↓



ACTIVITY

Cumulative percentage of contracted UDA delivered 2016 & 2017



Month	Adjusted Scheduled Activity (UDA)	
	2016	2017
April	540	369
May	815	1,271
June	1,549	1,897
July	2,834	2,776
August	3,318	3,569
September	4,075	4,223
October	4,763	4,883
November	5,750	5,391
December	6,422	6,039
January	6,999	6,754
February	8,218	7,875
March	9,054	8,801
April	9,077	
May	9,085	
June	9,085	

QUALITY

	Quantity	Base Number	Contract	AT	Region	England
% of FP17s for the same patient ID Re-attending within 3 months - Children	34	523	6.5%	10.0%	12.0%	12.3%
% of FP17s for the same patient ID Re-attending within 3 months - Adults	303	2,460	12.3%	15.4%	16.0%	16.7%
% of FP17s for the same patient ID Re-attending between 3 & 9 months - Children	194	523	37.1%	51.1%	58.8%	57.6%
% of FP17s for the same patient ID Re-attending between 3 & 9 months - Adults	1,017	2,460	41.3%	46.4%	51.2%	50.1%
% of FP17s for Band 1 Urgent Courses	263	2,967	8.9%	8.1%	8.0%	9.1%
% of FP17s Relating to Free Repair or Replacements	39	2,967	1.3%	0.7%	0.8%	0.8%
% of FP17s Relating to Continuations	12	2,967	0.4%	0.9%	1.2%	1.2%
% of Patients satisfied with the dentistry they have received	4	4	N/A	92.1%	92.7%	92.8%
% of Patients satisfied with the time they had to wait for an appointment	4	4	N/A	90.3%	89.1%	88.7%

* This is based on patients treated on this contract for their most recent course of treatment. Figures in italics indicate the base number of FP17s or Patient Questionnaire responses are less than 100. N/A is shown where the base number of responses is less than 10 during the period. % is calculated as Quantity/Base number*100

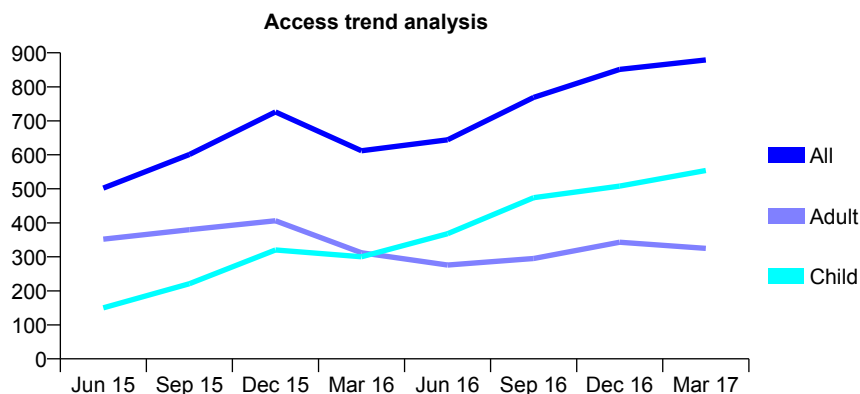
Q54 - Vital Signs At a Glance Contract Report for 142131/0006 - March 2017

Name or company name	New Road Dental Practice
Contract type name	PDS Plus Contract
Purpose of contract	General
Contract start date	01/05/2012
Contract end date	30/04/2017

16/17 Contracted general activity (UDA)	2,000
Carry forward general activity (UDA)	18
16/17 Contracted orthodontic activity (UOA)	0
Carry forward orthodontic activity (UOA)	0
Baseline contract value	£27,369.09

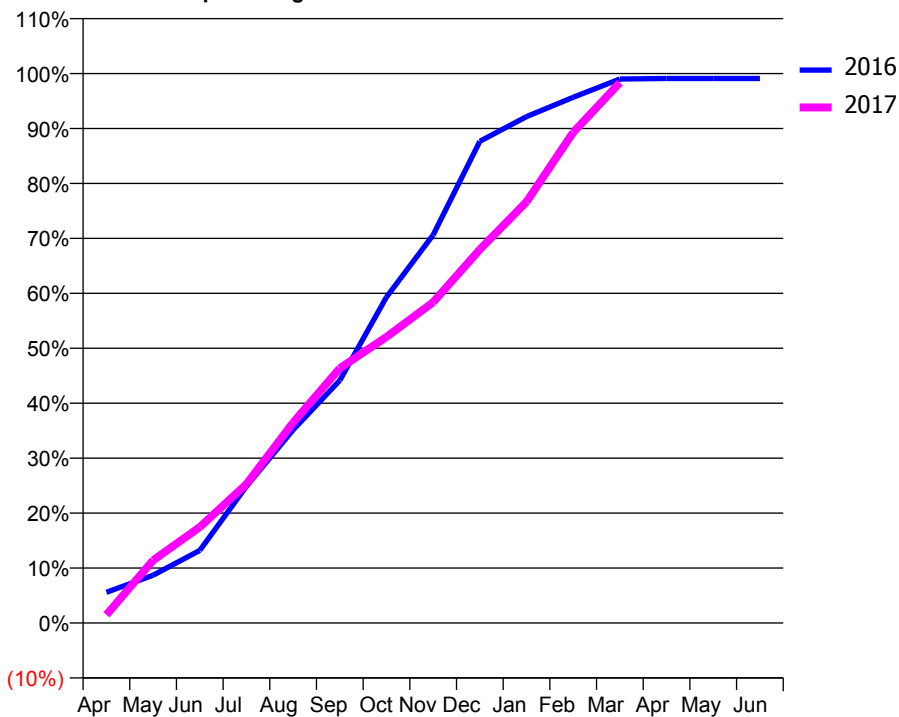
ACCESS*

Patients seen in 24 months	Total	Change since previous quarter
Quarter ending March 2016	612	
Quarter ending June 2016	644	↑
Quarter ending September 2016	769	↑
Quarter ending December 2016	851	↑
Quarter ending March 2017	879	↑
Variance since March 2016	43.6%	↑



ACTIVITY

Cumulative percentage of contracted UDA delivered 2016 & 2017



Month	Adjusted Scheduled Activity (UDA)	
	2016	2017
April	112	30
May	174	228
June	264	349
July	498	505
August	703	730
September	883	927
October	1,186	1,041
November	1,412	1,168
December	1,753	1,360
January	1,843	1,533
February	1,913	1,786
March	1,980	1,967
April	1,982	
May	1,982	
June	1,982	

QUALITY

	Quantity	Base Number	Contract	AT	Region	England
% of FP17s for the same patient ID Re-attending within 3 months - Children	25	702	3.6%	10.0%	12.0%	12.3%
% of FP17s for the same patient ID Re-attending within 3 months - Adults	15	303	5.0%	15.4%	16.0%	16.7%
% of FP17s for the same patient ID Re-attending between 3 & 9 months - Children	201	702	28.6%	51.1%	58.8%	57.6%
% of FP17s for the same patient ID Re-attending between 3 & 9 months - Adults	49	303	16.2%	46.4%	51.2%	50.1%
% of FP17s for Band 1 Urgent Courses	29	1,003	2.9%	8.1%	8.0%	9.1%
% of FP17s Relating to Free Repair or Replacements	2	1,003	0.2%	0.7%	0.8%	0.8%
% of FP17s Relating to Continuations	0	1,003	0.0%	0.9%	1.2%	1.2%
% of Patients satisfied with the dentistry they have received	1	1	N/A	92.1%	92.7%	92.8%
% of Patients satisfied with the time they had to wait for an appointment	0	1	N/A	90.3%	89.1%	88.7%

* This is based on patients treated on this contract for their most recent course of treatment. Figures in italics indicate the base number of FP17s or Patient Questionnaire responses are less than 100. N/A is shown where the base number of responses is less than 10 during the period. % is calculated as Quantity/Base number*100

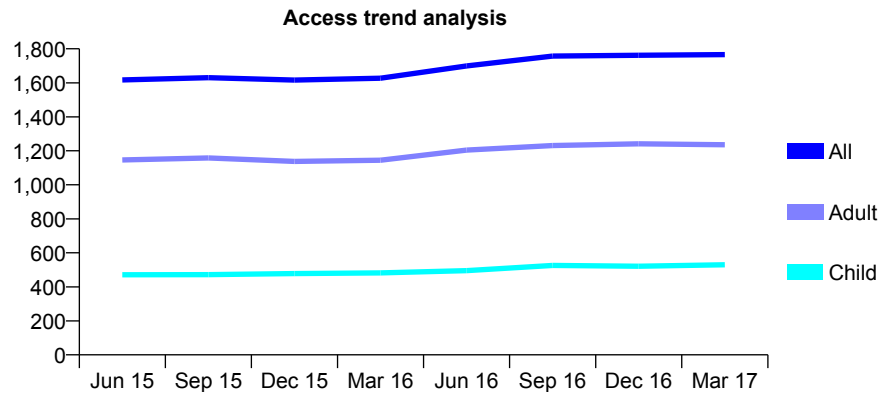
Q54 - Vital Signs At a Glance Contract Report for 142492/0001 - March 2017

Name or company name	Tipton Dental Practice
Contract type name	GDS Contract
Purpose of contract	General
Contract start date	01/04/2013
Contract end date	

16/17 Contracted general activity (UDA)	5,837
Carry forward general activity (UDA)	130
16/17 Contracted orthodontic activity (UOA)	0
Carry forward orthodontic activity (UOA)	0
Baseline contract value	£170,068.04

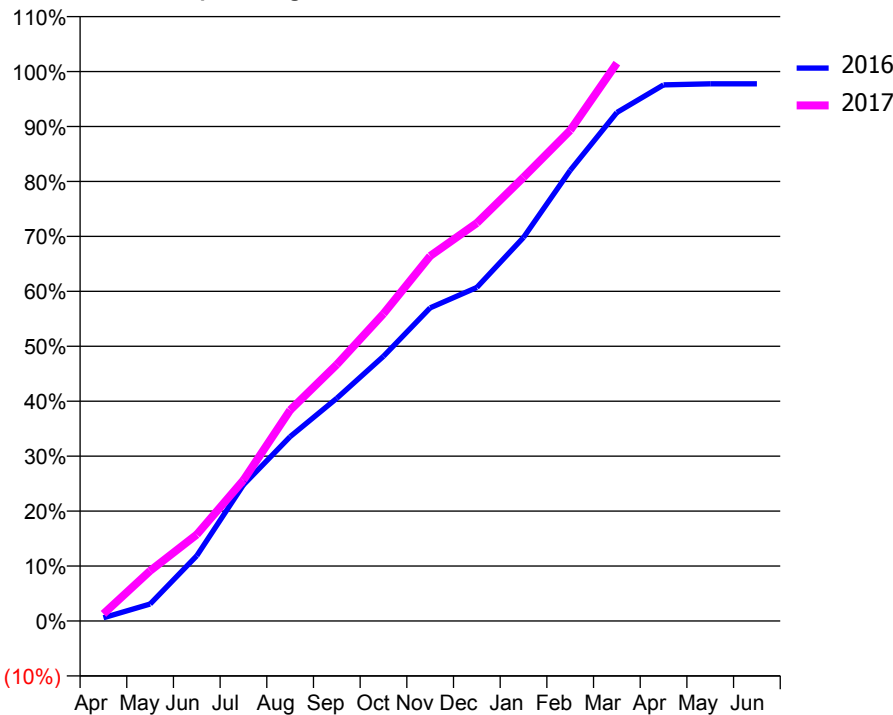
ACCESS*

Patients seen in 24 months	Total	Change since previous quarter
Quarter ending March 2016	1,627	
Quarter ending June 2016	1,699	↑
Quarter ending September 2016	1,757	↑
Quarter ending December 2016	1,762	→
Quarter ending March 2017	1,766	→
Variance since March 2016	8.5%	↑



ACTIVITY

Cumulative percentage of contracted UDA delivered 2016 & 2017



Month	Adjusted Scheduled Activity (UDA)	
	2016	2017
April	34	76
May	180	534
June	694	919
July	1,446	1,497
August	1,958	2,240
September	2,366	2,725
October	2,812	3,264
November	3,327	3,878
December	3,543	4,227
January	4,075	4,713
February	4,788	5,212
March	5,402	5,926
April	5,695	
May	5,707	
June	5,707	

QUALITY

	Quantity	Base Number	Contract	AT	Region	England
% of FP17s for the same patient ID Re-attending within 3 months - Children	34	670	5.1%	10.0%	12.0%	12.3%
% of FP17s for the same patient ID Re-attending within 3 months - Adults	180	1,400	12.9%	15.4%	16.0%	16.7%
% of FP17s for the same patient ID Re-attending between 3 & 9 months - Children	303	670	45.2%	51.1%	58.8%	57.6%
% of FP17s for the same patient ID Re-attending between 3 & 9 months - Adults	427	1,400	30.5%	46.4%	51.2%	50.1%
% of FP17s for Band 1 Urgent Courses	214	1,974	10.8%	8.1%	8.0%	9.1%
% of FP17s Relating to Free Repair or Replacements	31	1,974	1.6%	0.7%	0.8%	0.8%
% of FP17s Relating to Continuations	8	1,974	0.4%	0.9%	1.2%	1.2%
% of Patients satisfied with the dentistry they have received	4	4	N/A	92.1%	92.7%	92.8%
% of Patients satisfied with the time they had to wait for an appointment	4	4	N/A	90.3%	89.1%	88.7%

* This is based on patients treated on this contract for their most recent course of treatment. Figures in italics indicate the base number of FP17s or Patient Questionnaire responses are less than 100. N/A is shown where the base number of responses is less than 10 during the period. % is calculated as Quantity/Base number*100

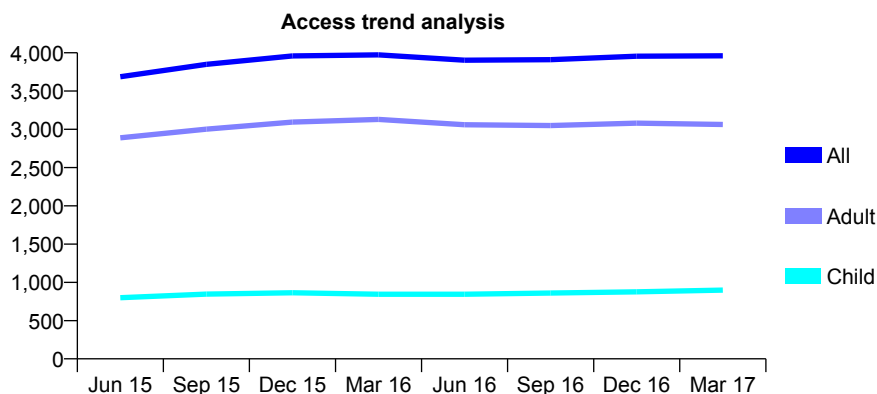
Q54 - Vital Signs At a Glance Contract Report for 142956/0001 - March 2017

Name or company name	Four Oaks Dental Surgery
Contract type name	GDS Contract
Purpose of contract	General
Contract start date	07/09/2012
Contract end date	

16/17 Contracted general activity (UDA)	8,970
Carry forward general activity (UDA)	-179
16/17 Contracted orthodontic activity (UOA)	0
Carry forward orthodontic activity (UOA)	0
Baseline contract value	£178,310.04

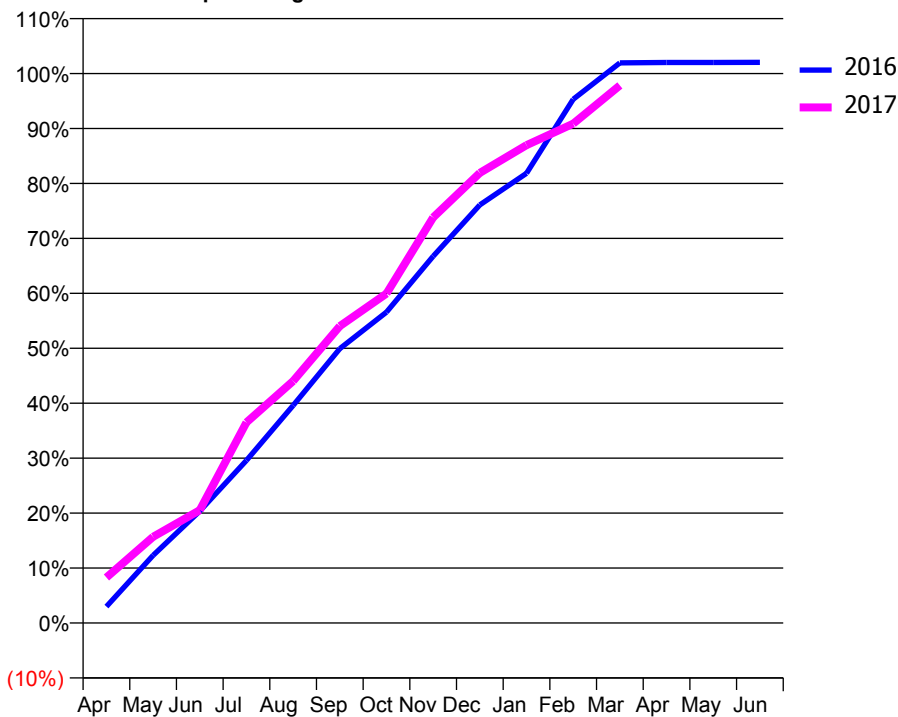
ACCESS*

Patients seen in 24 months	Total	Change since previous quarter
Quarter ending March 2016	3,973	
Quarter ending June 2016	3,904	↓
Quarter ending September 2016	3,911	→
Quarter ending December 2016	3,956	→
Quarter ending March 2017	3,961	→
Variance since March 2016	(0.3%)	→



ACTIVITY

Cumulative percentage of contracted UDA delivered 2016 & 2017



Adjusted Scheduled Activity (UDA)

Month	2016	2017
April	269	743
May	1,105	1,407
June	1,826	1,842
July	2,655	3,275
August	3,552	3,950
September	4,479	4,847
October	5,076	5,377
November	5,987	6,621
December	6,825	7,348
January	7,340	7,800
February	8,550	8,151
March	9,142	8,775
April	9,150	
May	9,151	
June	9,152	

QUALITY

	Quantity	Base Number	Contract	AT	Region	England
% of FP17s for the same patient ID Re-attending within 3 months - Children	64	1,356	4.7%	10.0%	12.0%	12.3%
% of FP17s for the same patient ID Re-attending within 3 months - Adults	460	3,905	11.8%	15.4%	16.0%	16.7%
% of FP17s for the same patient ID Re-attending between 3 & 9 months - Children	861	1,356	63.5%	51.1%	58.8%	57.6%
% of FP17s for the same patient ID Re-attending between 3 & 9 months - Adults	2,204	3,905	56.4%	46.4%	51.2%	50.1%
% of FP17s for Band 1 Urgent Courses	326	5,251	6.2%	8.1%	8.0%	9.1%
% of FP17s Relating to Free Repair or Replacements	14	5,251	0.3%	0.7%	0.8%	0.8%
% of FP17s Relating to Continuations	8	5,251	0.2%	0.9%	1.2%	1.2%
% of Patients satisfied with the dentistry they have received	9	10	90.0%	92.1%	92.7%	92.8%
% of Patients satisfied with the time they had to wait for an appointment	10	10	100.0%	90.3%	89.1%	88.7%

* This is based on patients treated on this contract for their most recent course of treatment. Figures in italics indicate the base number of FP17s or Patient Questionnaire responses are less than 100. N/A is shown where the base number of responses is less than 10 during the period. % is calculated as Quantity/Base number*100

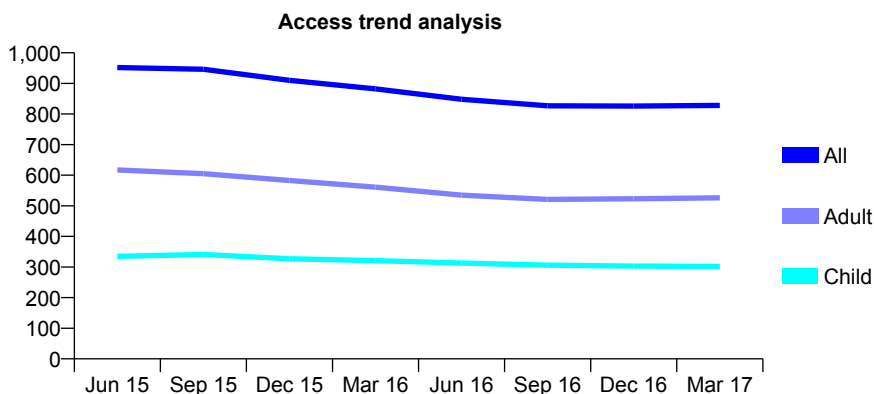
Q54 - Vital Signs At a Glance Contract Report for 145289/0001 - March 2017

Name or company name	Miss P Sanghera
Contract type name	GDS Contract
Purpose of contract	General
Contract start date	01/07/2010
Contract end date	

16/17 Contracted general activity (UDA)	3,640
Carry forward general activity (UDA)	0
16/17 Contracted orthodontic activity (UOA)	0
Carry forward orthodontic activity (UOA)	0
Baseline contract value	£83,848.32

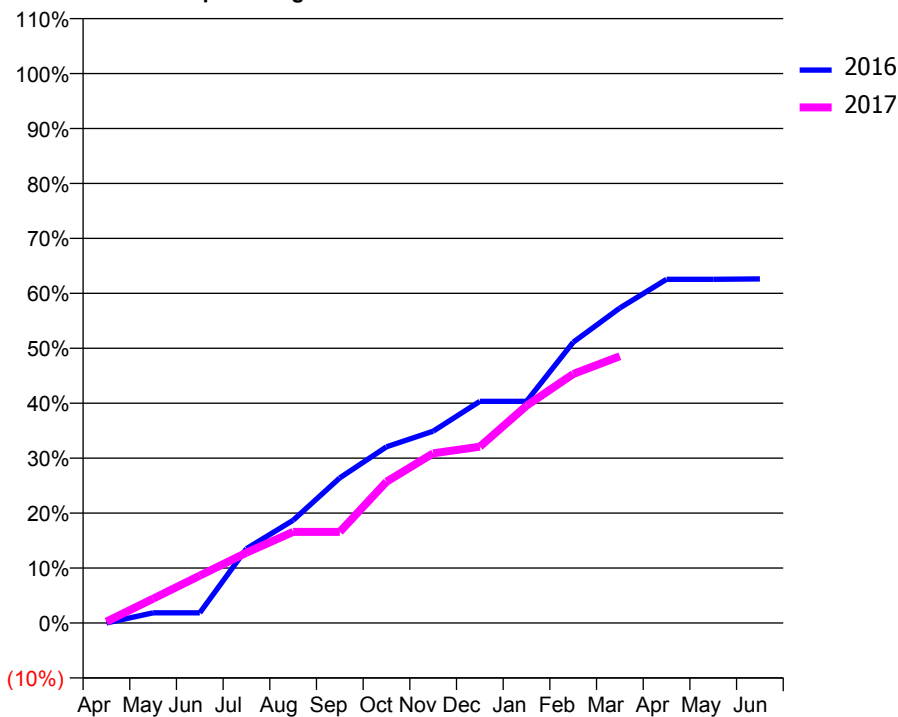
ACCESS*

Patients seen in 24 months	Total	Change since previous quarter
Quarter ending March 2016	882	
Quarter ending June 2016	848	↓
Quarter ending September 2016	827	↓
Quarter ending December 2016	826	→
Quarter ending March 2017	828	→
Variance since March 2016	(6.1%)	↓



ACTIVITY

Cumulative percentage of contracted UDA delivered 2016 & 2017



Adjusted Scheduled Activity (UDA)

Month	2016	2017
April	0	9
May	68	162
June	68	314
July	493	466
August	680	604
September	961	604
October	1,167	936
November	1,271	1,124
December	1,468	1,168
January	1,468	1,440
February	1,860	1,650
March	2,087	1,767
April	2,277	
May	2,277	
June	2,280	

QUALITY

	Quantity	Base Number	Contract	AT	Region	England
% of FP17s for the same patient ID Re-attending within 3 months - Children	15	399	3.8%	10.0%	12.0%	12.3%
% of FP17s for the same patient ID Re-attending within 3 months - Adults	76	682	11.1%	15.4%	16.0%	16.7%
% of FP17s for the same patient ID Re-attending between 3 & 9 months - Children	264	399	66.2%	51.1%	58.8%	57.6%
% of FP17s for the same patient ID Re-attending between 3 & 9 months - Adults	425	682	62.3%	46.4%	51.2%	50.1%
% of FP17s for Band 1 Urgent Courses	14	983	1.4%	8.1%	8.0%	9.1%
% of FP17s Relating to Free Repair or Replacements	3	983	0.3%	0.7%	0.8%	0.8%
% of FP17s Relating to Continuations	1	983	0.1%	0.9%	1.2%	1.2%
% of Patients satisfied with the dentistry they have received	2	2	N/A	92.1%	92.7%	92.8%
% of Patients satisfied with the time they had to wait for an appointment	2	2	N/A	90.3%	89.1%	88.7%

* This is based on patients treated on this contract for their most recent course of treatment. Figures in italics indicate the base number of FP17s or Patient Questionnaire responses are less than 100. N/A is shown where the base number of responses is less than 10 during the period. % is calculated as Quantity/Base number*100

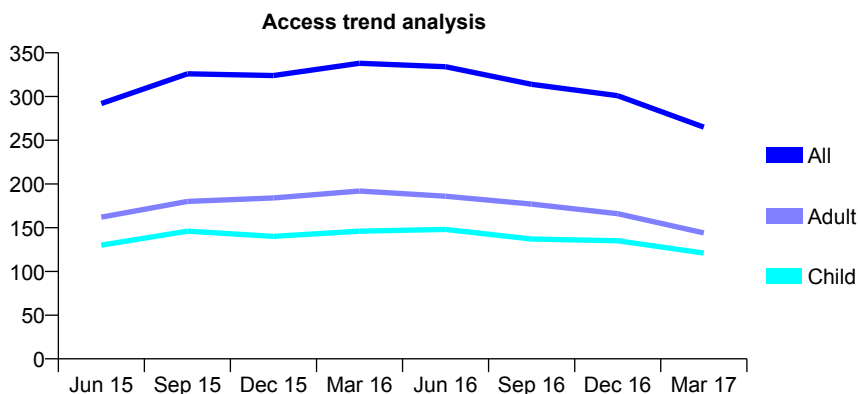
Q54 - Vital Signs At a Glance Contract Report for 148733/0001 - March 2017

Name or company name	Morgan Dental
Contract type name	GDS Contract
Purpose of contract	General and Orthodontic
Contract start date	01/10/2013
Contract end date	

16/17 Contracted general activity (UDA)	773
Carry forward general activity (UDA)	30
16/17 Contracted orthodontic activity (UOA)	900
Carry forward orthodontic activity (UOA)	-9
Baseline contract value	£78,410.32

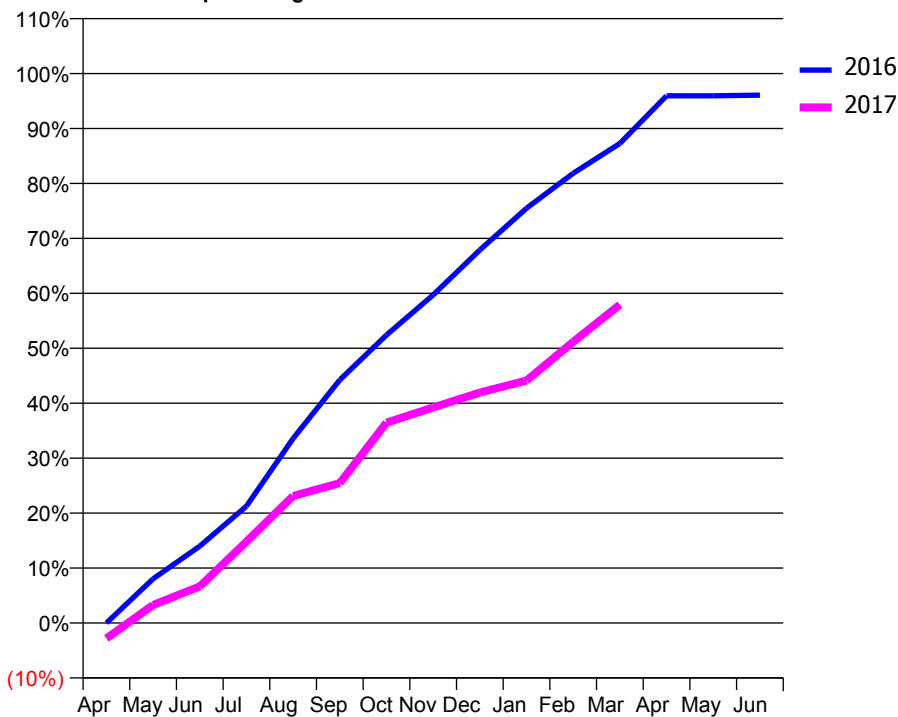
ACCESS*

Patients seen in 24 months	Total	Change since previous quarter
Quarter ending March 2016	338	
Quarter ending June 2016	334	↓
Quarter ending September 2016	314	↓
Quarter ending December 2016	301	↓
Quarter ending March 2017	265	↓
Variance since March 2016	(21.6%)	↓



ACTIVITY

Cumulative percentage of contracted UDA delivered 2016 & 2017



Month	Adjusted Scheduled Activity (UDA)	
	2016	2017
April	0	-22
May	62	25
June	108	51
July	164	115
August	260	179
September	342	197
October	405	282
November	462	303
December	525	324
January	583	341
February	633	396
March	675	448
April	742	
May	742	
June	743	

QUALITY

	Quantity	Base Number	Contract	AT	Region	England
% of FP17s for the same patient ID Re-attending within 3 months - Children	18	248	7.3%	10.0%	12.0%	12.3%
% of FP17s for the same patient ID Re-attending within 3 months - Adults	29	168	17.3%	15.4%	16.0%	16.7%
% of FP17s for the same patient ID Re-attending between 3 & 9 months - Children	92	248	37.1%	51.1%	58.8%	57.6%
% of FP17s for the same patient ID Re-attending between 3 & 9 months - Adults	87	168	51.8%	46.4%	51.2%	50.1%
% of FP17s for Band 1 Urgent Courses	9	281	3.2%	8.1%	8.0%	9.1%
% of FP17s Relating to Free Repair or Replacements	0	281	0.0%	0.7%	0.8%	0.8%
% of FP17s Relating to Continuations	12	281	4.3%	0.9%	1.2%	1.2%
% of Patients satisfied with the dentistry they have received	0	0	N/A	92.1%	92.7%	92.8%
% of Patients satisfied with the time they had to wait for an appointment	0	0	N/A	90.3%	89.1%	88.7%

* This is based on patients treated on this contract for their most recent course of treatment. Figures in italics indicate the base number of FP17s or Patient Questionnaire responses are less than 100. N/A is shown where the base number of responses is less than 10 during the period. % is calculated as Quantity/Base number*100

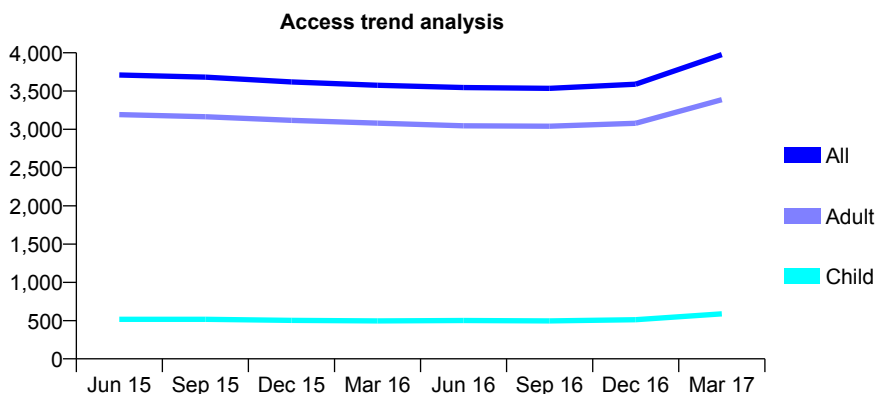
Q54 - Vital Signs At a Glance Contract Report for 149012/0001 - March 2017

Name or company name	Castle View Dental Practice Limited
Contract type name	GDS Contract
Purpose of contract	General
Contract start date	01/01/2007
Contract end date	

16/17 Contracted general activity (UDA)	12,928
Carry forward general activity (UDA)	0
16/17 Contracted orthodontic activity (UOA)	0
Carry forward orthodontic activity (UOA)	0
Baseline contract value	£367,439.67

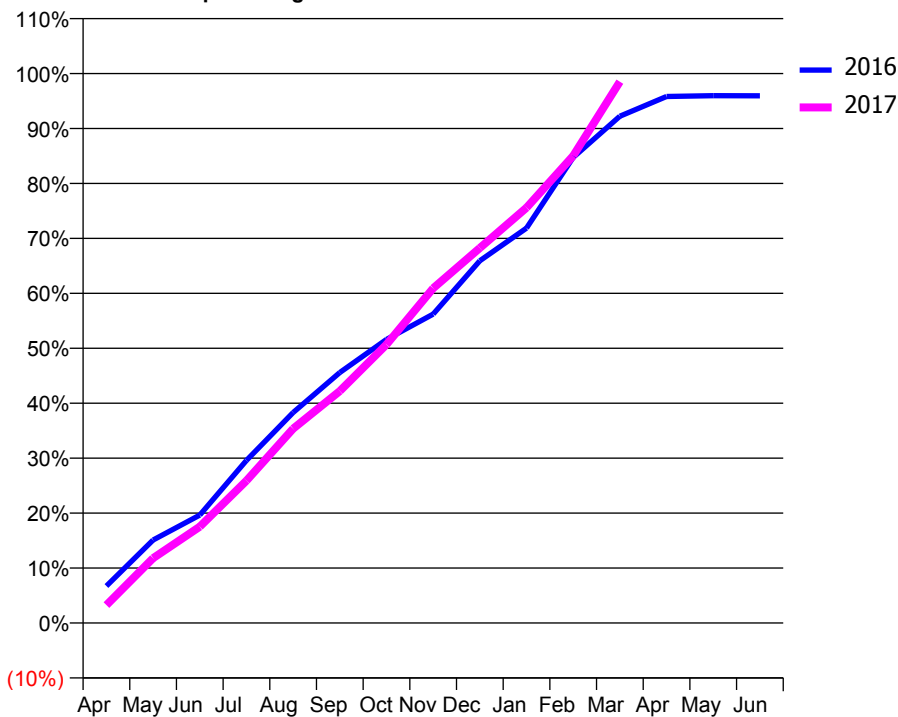
ACCESS*

Patients seen in 24 months	Total	Change since previous quarter
Quarter ending March 2016	3,576	
Quarter ending June 2016	3,546	→
Quarter ending September 2016	3,535	→
Quarter ending December 2016	3,590	→
Quarter ending March 2017	3,976	↑
Variance since March 2016	11.2%	↑



ACTIVITY

Cumulative percentage of contracted UDA delivered 2016 & 2017



Month	Adjusted Scheduled Activity (UDA)	
	2016	2017
April	870	422
May	1,952	1,528
June	2,539	2,266
July	3,826	3,348
August	4,951	4,574
September	5,892	5,457
October	6,673	6,551
November	7,266	7,875
December	8,524	8,822
January	9,290	9,770
February	10,954	10,991
March	11,923	12,736
April	12,388	
May	12,406	
June	12,403	

QUALITY

	Quantity	Base Number	Contract	AT	Region	England
% of FP17s for the same patient ID Re-attending within 3 months - Children	50	959	5.2%	10.0%	12.0%	12.3%
% of FP17s for the same patient ID Re-attending within 3 months - Adults	545	5,121	10.6%	15.4%	16.0%	16.7%
% of FP17s for the same patient ID Re-attending between 3 & 9 months - Children	579	959	60.4%	51.1%	58.8%	57.6%
% of FP17s for the same patient ID Re-attending between 3 & 9 months - Adults	3,006	5,121	58.7%	46.4%	51.2%	50.1%
% of FP17s for Band 1 Urgent Courses	311	5,849	5.3%	8.1%	8.0%	9.1%
% of FP17s Relating to Free Repair or Replacements	55	5,849	0.9%	0.7%	0.8%	0.8%
% of FP17s Relating to Continuations	26	5,849	0.4%	0.9%	1.2%	1.2%
% of Patients satisfied with the dentistry they have received	10	10	100.0%	92.1%	92.7%	92.8%
% of Patients satisfied with the time they had to wait for an appointment	10	10	100.0%	90.3%	89.1%	88.7%

* This is based on patients treated on this contract for their most recent course of treatment. Figures in italics indicate the base number of FP17s or Patient Questionnaire responses are less than 100. N/A is shown where the base number of responses is less than 10 during the period. % is calculated as Quantity/Base number*100

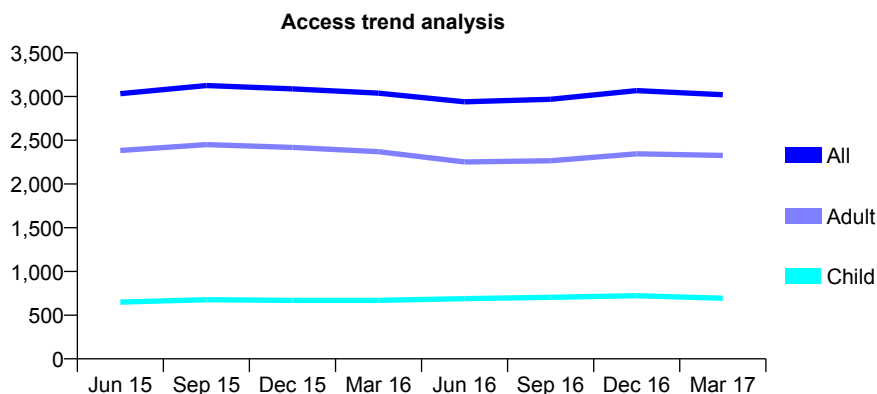
Q54 - Vital Signs At a Glance Contract Report for 150223/0001 - March 2017

Name or company name	Qamar Dental
Contract type name	GDS Contract
Purpose of contract	General
Contract start date	02/08/2013
Contract end date	

16/17 Contracted general activity (UDA)	8,026
Carry forward general activity (UDA)	-39
16/17 Contracted orthodontic activity (UOA)	0
Carry forward orthodontic activity (UOA)	0
Baseline contract value	£237,344.49

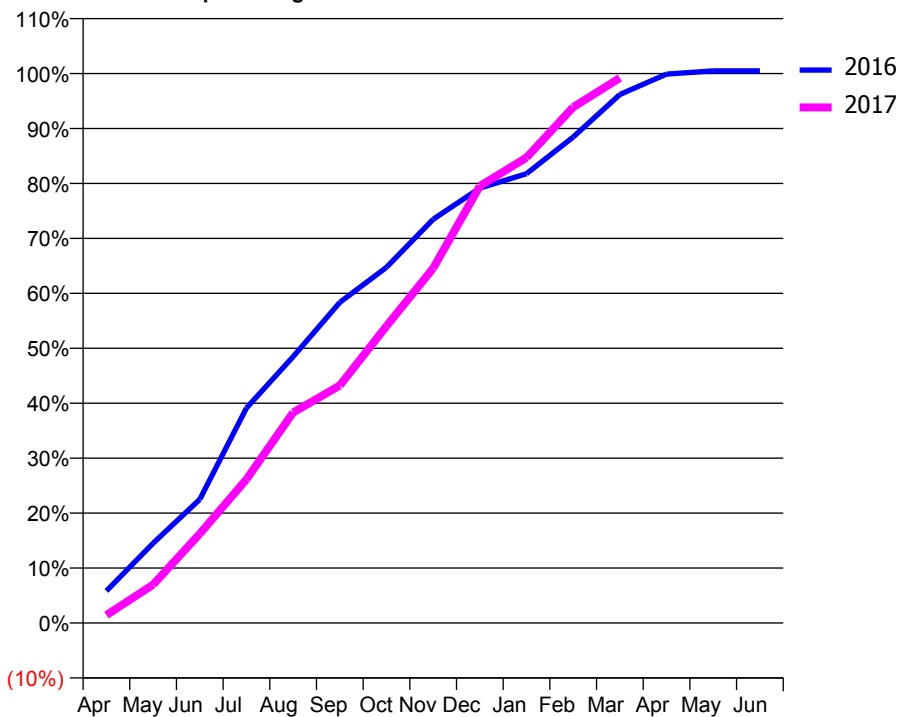
ACCESS*

Patients seen in 24 months	Total	Change since previous quarter
Quarter ending March 2016	3,038	
Quarter ending June 2016	2,940	↓
Quarter ending September 2016	2,969	→
Quarter ending December 2016	3,067	↑
Quarter ending March 2017	3,020	↓
Variance since March 2016	(0.6%)	→



ACTIVITY

Cumulative percentage of contracted UDA delivered 2016 & 2017



Month	Adjusted Scheduled Activity (UDA)	
	2016	2017
April	469	115
May	1,167	559
June	1,806	1,305
July	3,141	2,099
August	3,891	3,074
September	4,684	3,471
October	5,196	4,337
November	5,897	5,182
December	6,351	6,381
January	6,562	6,798
February	7,099	7,535
March	7,719	7,962
April	8,017	
May	8,065	
June	8,065	

QUALITY

	Quantity	Base Number	Contract	AT	Region	England
% of FP17s for the same patient ID Re-attending within 3 months - Children	48	829	5.8%	10.0%	12.0%	12.3%
% of FP17s for the same patient ID Re-attending within 3 months - Adults	403	2,900	13.9%	15.4%	16.0%	16.7%
% of FP17s for the same patient ID Re-attending between 3 & 9 months - Children	382	829	46.1%	51.1%	58.8%	57.6%
% of FP17s for the same patient ID Re-attending between 3 & 9 months - Adults	918	2,900	31.7%	46.4%	51.2%	50.1%
% of FP17s for Band 1 Urgent Courses	295	3,547	8.3%	8.1%	8.0%	9.1%
% of FP17s Relating to Free Repair or Replacements	36	3,547	1.0%	0.7%	0.8%	0.8%
% of FP17s Relating to Continuations	28	3,547	0.8%	0.9%	1.2%	1.2%
% of Patients satisfied with the dentistry they have received	5	5	N/A	92.1%	92.7%	92.8%
% of Patients satisfied with the time they had to wait for an appointment	5	5	N/A	90.3%	89.1%	88.7%

* This is based on patients treated on this contract for their most recent course of treatment. Figures in italics indicate the base number of FP17s or Patient Questionnaire responses are less than 100. N/A is shown where the base number of responses is less than 10 during the period. % is calculated as Quantity/Base number*100

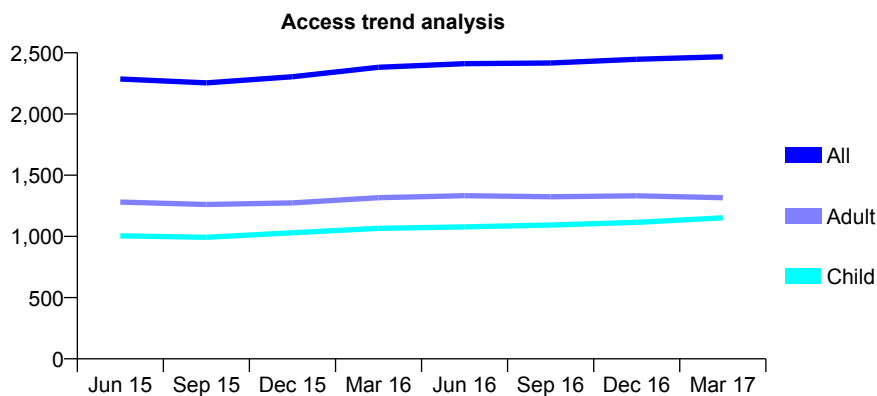
Q54 - Vital Signs At a Glance Contract Report for 150339/0001 - March 2017

Name or company name	Ali, Ahmed & Shabir
Contract type name	GDS Contract
Purpose of contract	General
Contract start date	01/04/2006
Contract end date	

16/17 Contracted general activity (UDA)	10,078
Carry forward general activity (UDA)	0
16/17 Contracted orthodontic activity (UOA)	0
Carry forward orthodontic activity (UOA)	0
Baseline contract value	£248,914.85

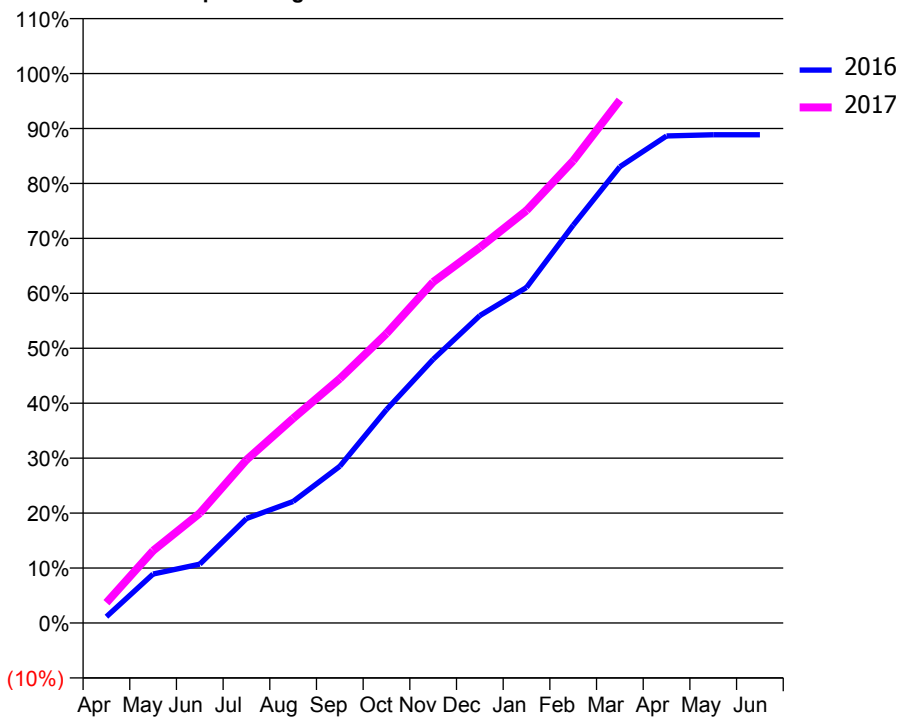
ACCESS*

Patients seen in 24 months	Total	Change since previous quarter
Quarter ending March 2016	2,382	
Quarter ending June 2016	2,411	→
Quarter ending September 2016	2,417	→
Quarter ending December 2016	2,447	→
Quarter ending March 2017	2,468	→
Variance since March 2016	3.6%	↑



ACTIVITY

Cumulative percentage of contracted UDA delivered 2016 & 2017



Month	Adjusted Scheduled Activity (UDA)	
	2016	2017
April	115	373
May	899	1,326
June	1,079	2,013
July	1,915	2,991
August	2,229	3,754
September	2,874	4,482
October	3,913	5,308
November	4,835	6,254
December	5,639	6,889
January	6,154	7,567
February	7,295	8,477
March	8,368	9,591
April	8,933	
May	8,955	
June	8,955	

QUALITY

	Quantity	Base Number	Contract	AT	Region	England
% of FP17s for the same patient ID Re-attending within 3 months - Children	56	1,218	4.6%	10.0%	12.0%	12.3%
% of FP17s for the same patient ID Re-attending within 3 months - Adults	212	1,425	14.9%	15.4%	16.0%	16.7%
% of FP17s for the same patient ID Re-attending between 3 & 9 months - Children	379	1,218	31.1%	51.1%	58.8%	57.6%
% of FP17s for the same patient ID Re-attending between 3 & 9 months - Adults	478	1,425	33.5%	46.4%	51.2%	50.1%
% of FP17s for Band 1 Urgent Courses	164	2,476	6.6%	8.1%	8.0%	9.1%
% of FP17s Relating to Free Repair or Replacements	0	2,476	0.0%	0.7%	0.8%	0.8%
% of FP17s Relating to Continuations	3	2,476	0.1%	0.9%	1.2%	1.2%
% of Patients satisfied with the dentistry they have received	0	0	N/A	92.1%	92.7%	92.8%
% of Patients satisfied with the time they had to wait for an appointment	0	0	N/A	90.3%	89.1%	88.7%

* This is based on patients treated on this contract for their most recent course of treatment. Figures in italics indicate the base number of FP17s or Patient Questionnaire responses are less than 100. N/A is shown where the base number of responses is less than 10 during the period. % is calculated as Quantity/Base number*100

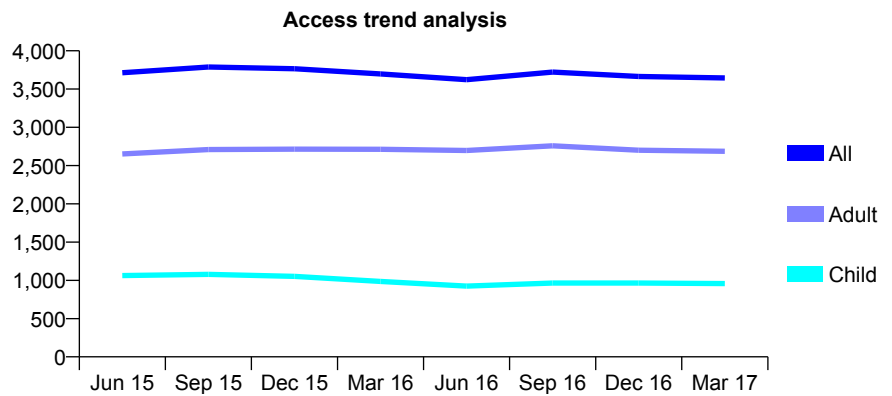
Q54 - Vital Signs At a Glance Contract Report for 150665/0001 - March 2017

Name or company name	Shaw & Jandu Dental Practice
Contract type name	GDS Contract
Purpose of contract	General and Orthodontic
Contract start date	01/04/2009
Contract end date	

16/17 Contracted general activity (UDA)	10,110
Carry forward general activity (UDA)	327
16/17 Contracted orthodontic activity (UOA)	1,857
Carry forward orthodontic activity (UOA)	26
Baseline contract value	£258,317.09

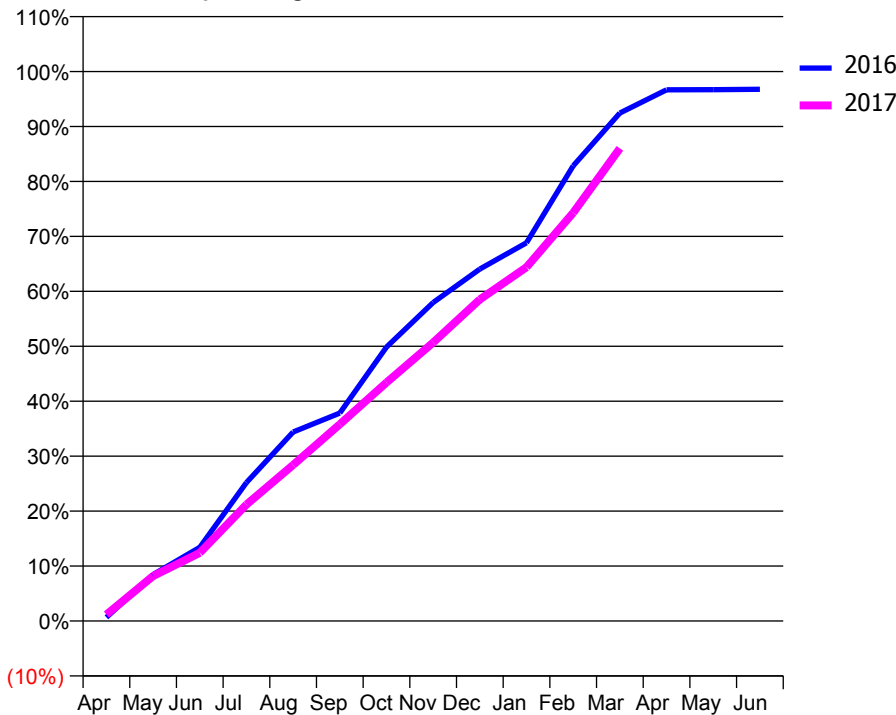
ACCESS*

Patients seen in 24 months	Total	Change since previous quarter
Quarter ending March 2016	3,698	
Quarter ending June 2016	3,622	↓
Quarter ending September 2016	3,722	↑
Quarter ending December 2016	3,665	↓
Quarter ending March 2017	3,645	→
Variance since March 2016	(1.4%)	↓



ACTIVITY

Cumulative percentage of contracted UDA delivered 2016 & 2017



Month	Adjusted Scheduled Activity (UDA)	
	2016	2017
April	69	120
May	854	828
June	1,356	1,255
July	2,549	2,144
August	3,477	2,872
September	3,826	3,619
October	5,041	4,388
November	5,860	5,123
December	6,475	5,917
January	6,959	6,510
February	8,374	7,510
March	9,345	8,697
April	9,773	
May	9,776	
June	9,783	

QUALITY

	Quantity	Base Number	Contract	AT	Region	England
% of FP17s for the same patient ID Re-attending within 3 months - Children	104	1,458	7.1%	10.0%	12.0%	12.3%
% of FP17s for the same patient ID Re-attending within 3 months - Adults	427	4,018	10.6%	15.4%	16.0%	16.7%
% of FP17s for the same patient ID Re-attending between 3 & 9 months - Children	614	1,458	42.1%	51.1%	58.8%	57.6%
% of FP17s for the same patient ID Re-attending between 3 & 9 months - Adults	1,899	4,018	47.3%	46.4%	51.2%	50.1%
% of FP17s for Band 1 Urgent Courses	571	5,189	11.0%	8.1%	8.0%	9.1%
% of FP17s Relating to Free Repair or Replacements	49	5,189	0.9%	0.7%	0.8%	0.8%
% of FP17s Relating to Continuations	13	5,189	0.3%	0.9%	1.2%	1.2%
% of Patients satisfied with the dentistry they have received	5	5	N/A	92.1%	92.7%	92.8%
% of Patients satisfied with the time they had to wait for an appointment	5	5	N/A	90.3%	89.1%	88.7%

* This is based on patients treated on this contract for their most recent course of treatment. Figures in italics indicate the base number of FP17s or Patient Questionnaire responses are less than 100. N/A is shown where the base number of responses is less than 10 during the period. % is calculated as Quantity/Base number*100

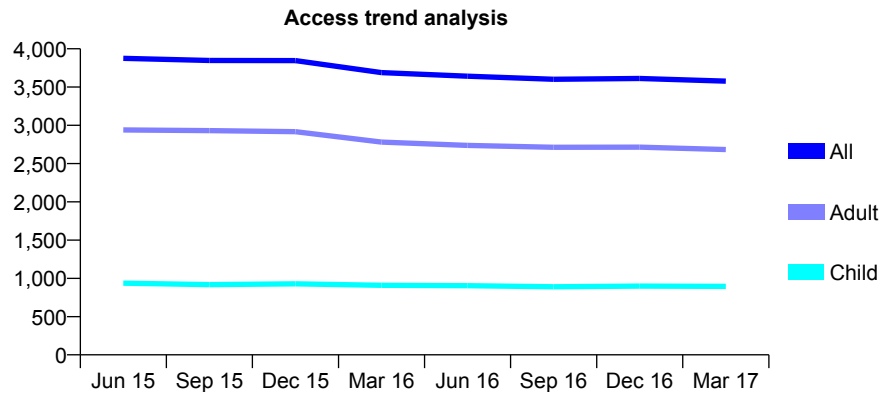
Q54 - Vital Signs At a Glance Contract Report for 151351/0001 - March 2017

Name or company name	Dr N Hayre and Dr AP Najran
Contract type name	GDS Contract
Purpose of contract	General
Contract start date	01/10/2011
Contract end date	

16/17 Contracted general activity (UDA)	11,705
Carry forward general activity (UDA)	-186
16/17 Contracted orthodontic activity (UOA)	0
Carry forward orthodontic activity (UOA)	0
Baseline contract value	£253,042.39

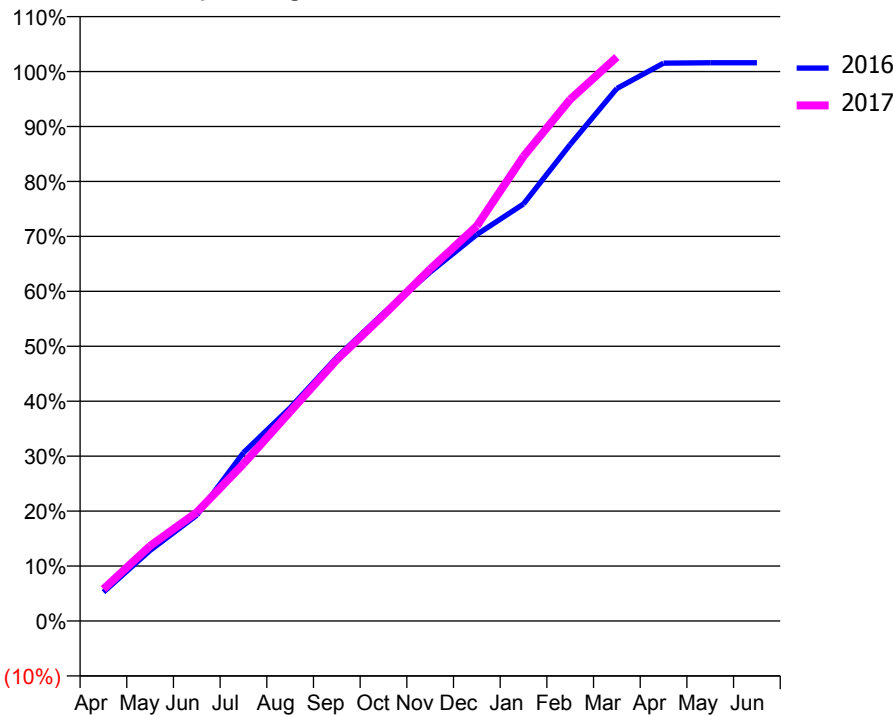
ACCESS*

Patients seen in 24 months	Total	Change since previous quarter
Quarter ending March 2016	3,689	
Quarter ending June 2016	3,641	↓
Quarter ending September 2016	3,602	↓
Quarter ending December 2016	3,612	→
Quarter ending March 2017	3,578	→
Variance since March 2016	(3.0%)	↓



ACTIVITY

Cumulative percentage of contracted UDA delivered 2016 & 2017



Month	Adjusted Scheduled Activity (UDA)	
	2016	2017
April	614	680
May	1,504	1,601
June	2,255	2,317
July	3,586	3,347
August	4,541	4,457
September	5,618	5,566
October	6,558	6,514
November	7,433	7,496
December	8,234	8,416
January	8,884	9,898
February	10,151	11,109
March	11,342	12,014
April	11,883	
May	11,891	
June	11,891	

QUALITY

	Quantity	Base Number	Contract	AT	Region	England
% of FP17s for the same patient ID Re-attending within 3 months - Children	100	1,528	6.5%	10.0%	12.0%	12.3%
% of FP17s for the same patient ID Re-attending within 3 months - Adults	508	3,982	12.8%	15.4%	16.0%	16.7%
% of FP17s for the same patient ID Re-attending between 3 & 9 months - Children	1,067	1,528	69.8%	51.1%	58.8%	57.6%
% of FP17s for the same patient ID Re-attending between 3 & 9 months - Adults	2,528	3,982	63.5%	46.4%	51.2%	50.1%
% of FP17s for Band 1 Urgent Courses	315	5,288	6.0%	8.1%	8.0%	9.1%
% of FP17s Relating to Free Repair or Replacements	39	5,288	0.7%	0.7%	0.8%	0.8%
% of FP17s Relating to Continuations	41	5,288	0.8%	0.9%	1.2%	1.2%
% of Patients satisfied with the dentistry they have received	3	3	N/A	92.1%	92.7%	92.8%
% of Patients satisfied with the time they had to wait for an appointment	3	3	N/A	90.3%	89.1%	88.7%

* This is based on patients treated on this contract for their most recent course of treatment. Figures in italics indicate the base number of FP17s or Patient Questionnaire responses are less than 100. N/A is shown where the base number of responses is less than 10 during the period. % is calculated as Quantity/Base number*100

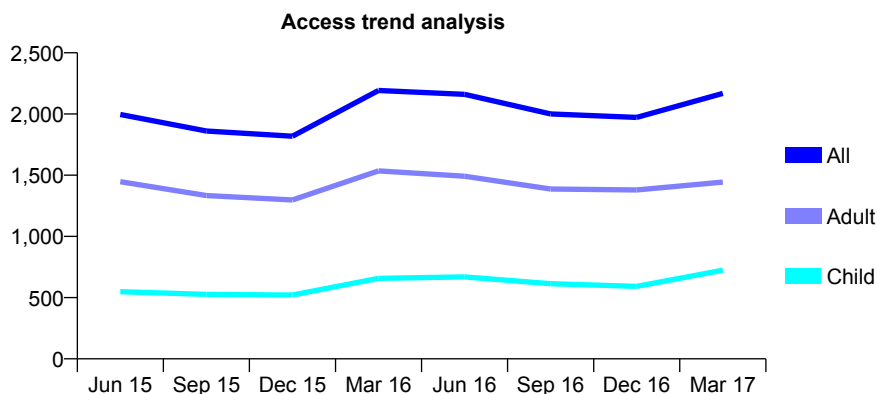
Q54 - Vital Signs At a Glance Contract Report for 154873/0001 - March 2017

Name or company name	Dental Clinique Ltd
Contract type name	GDS Contract
Purpose of contract	General
Contract start date	01/04/2011
Contract end date	

16/17 Contracted general activity (UDA)	6,928
Carry forward general activity (UDA)	-15
16/17 Contracted orthodontic activity (UOA)	0
Carry forward orthodontic activity (UOA)	0
Baseline contract value	£193,582.49

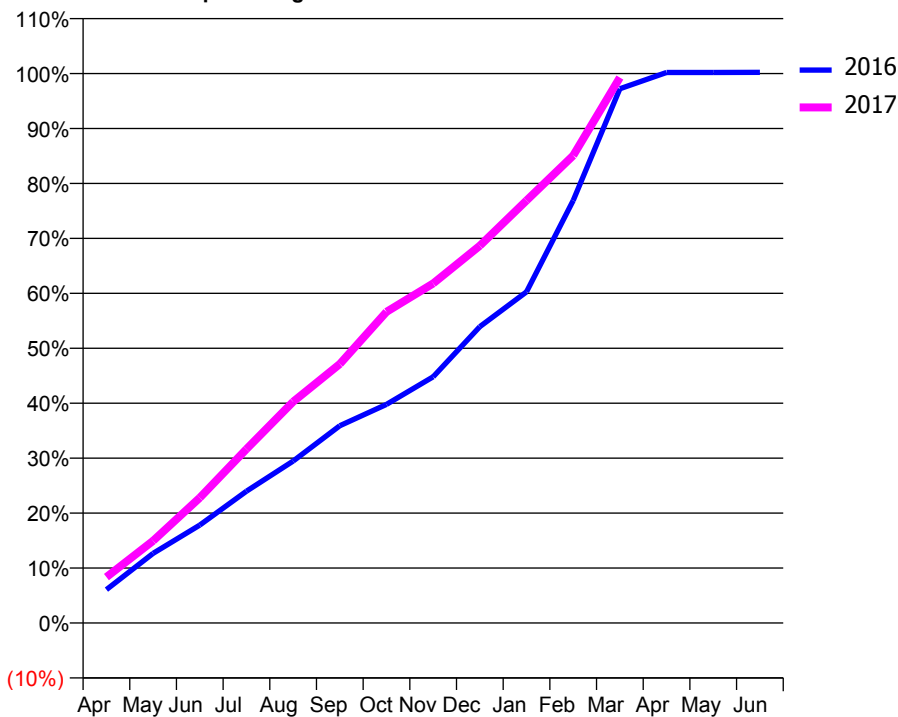
ACCESS*

Patients seen in 24 months	Total	Change since previous quarter
Quarter ending March 2016	2,192	
Quarter ending June 2016	2,161	↓
Quarter ending September 2016	2,001	↓
Quarter ending December 2016	1,972	↓
Quarter ending March 2017	2,168	↑
Variance since March 2016	(1.1%)	↓



ACTIVITY

Cumulative percentage of contracted UDA delivered 2016 & 2017



Month	Adjusted Scheduled Activity (UDA)	
	2016	2017
April	421	579
May	878	1,036
June	1,234	1,579
July	1,662	2,194
August	2,042	2,790
September	2,488	3,266
October	2,757	3,923
November	3,104	4,280
December	3,736	4,758
January	4,175	5,327
February	5,327	5,893
March	6,737	6,878
April	6,942	
May	6,942	
June	6,943	

QUALITY

	Quantity	Base Number	Contract	AT	Region	England
% of FP17s for the same patient ID Re-attending within 3 months - Children	71	1,032	6.9%	10.0%	12.0%	12.3%
% of FP17s for the same patient ID Re-attending within 3 months - Adults	323	2,114	15.3%	15.4%	16.0%	16.7%
% of FP17s for the same patient ID Re-attending between 3 & 9 months - Children	402	1,032	39.0%	51.1%	58.8%	57.6%
% of FP17s for the same patient ID Re-attending between 3 & 9 months - Adults	832	2,114	39.4%	46.4%	51.2%	50.1%
% of FP17s for Band 1 Urgent Courses	438	3,078	14.2%	8.1%	8.0%	9.1%
% of FP17s Relating to Free Repair or Replacements	8	3,078	0.3%	0.7%	0.8%	0.8%
% of FP17s Relating to Continuations	16	3,078	0.5%	0.9%	1.2%	1.2%
% of Patients satisfied with the dentistry they have received	1	1	N/A	92.1%	92.7%	92.8%
% of Patients satisfied with the time they had to wait for an appointment	1	1	N/A	90.3%	89.1%	88.7%

* This is based on patients treated on this contract for their most recent course of treatment. Figures in italics indicate the base number of FP17s or Patient Questionnaire responses are less than 100. N/A is shown where the base number of responses is less than 10 during the period. % is calculated as Quantity/Base number*100

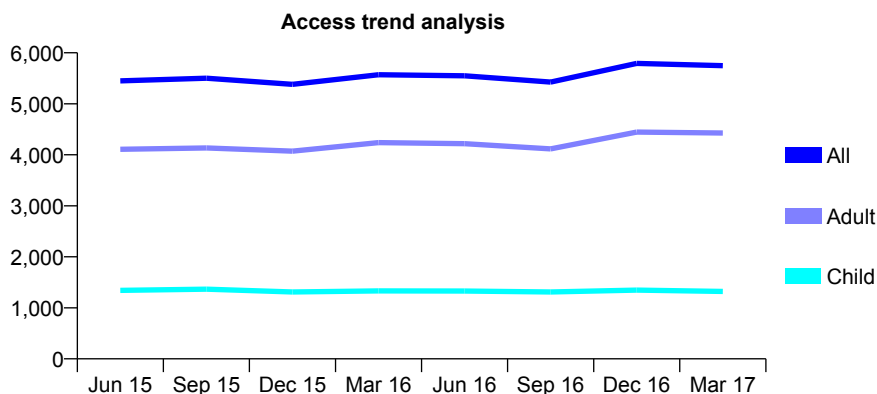
Q54 - Vital Signs At a Glance Contract Report for 155861/0001 - March 2017

Name or company name	Bilston Dental Surgery
Contract type name	GDS Contract
Purpose of contract	General and Orthodontic
Contract start date	25/02/2011
Contract end date	

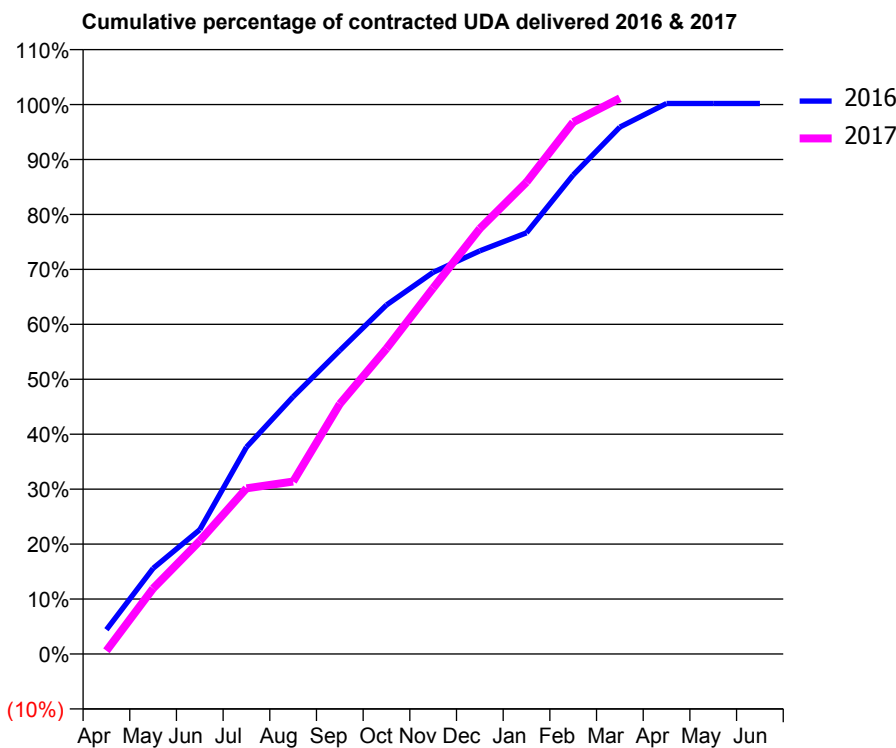
16/17 Contracted general activity (UDA)	16,221
Carry forward general activity (UDA)	-31
16/17 Contracted orthodontic activity (UOA)	554
Carry forward orthodontic activity (UOA)	-1
Baseline contract value	£379,148.03

ACCESS*

Patients seen in 24 months	Total	Change since previous quarter
Quarter ending March 2016	5,570	
Quarter ending June 2016	5,548	→
Quarter ending September 2016	5,427	↓
Quarter ending December 2016	5,793	↑
Quarter ending March 2017	5,749	→
Variance since March 2016	3.2%	↑



ACTIVITY



Month	Adjusted Scheduled Activity (UDA)	
	2016	2017
April	718	95
May	2,530	1,935
June	3,671	3,338
July	6,109	4,892
August	7,596	5,092
September	8,960	7,382
October	10,303	9,015
November	11,267	10,805
December	11,902	12,560
January	12,432	13,927
February	14,140	15,699
March	15,553	16,407
April	16,252	
May	16,252	
June	16,252	

QUALITY

	Quantity	Base Number	Contract	AT	Region	England
% of FP17s for the same patient ID Re-attending within 3 months - Children	143	1,868	7.7%	10.0%	12.0%	12.3%
% of FP17s for the same patient ID Re-attending within 3 months - Adults	376	5,208	7.2%	15.4%	16.0%	16.7%
% of FP17s for the same patient ID Re-attending between 3 & 9 months - Children	1,051	1,868	56.3%	51.1%	58.8%	57.6%
% of FP17s for the same patient ID Re-attending between 3 & 9 months - Adults	1,643	5,208	31.5%	46.4%	51.2%	50.1%
% of FP17s for Band 1 Urgent Courses	113	6,788	1.7%	8.1%	8.0%	9.1%
% of FP17s Relating to Free Repair or Replacements	7	6,788	0.1%	0.7%	0.8%	0.8%
% of FP17s Relating to Continuations	11	6,788	0.2%	0.9%	1.2%	1.2%
% of Patients satisfied with the dentistry they have received	3	4	N/A	92.1%	92.7%	92.8%
% of Patients satisfied with the time they had to wait for an appointment	2	4	N/A	90.3%	89.1%	88.7%

* This is based on patients treated on this contract for their most recent course of treatment. Figures in italics indicate the base number of FP17s or Patient Questionnaire responses are less than 100. N/A is shown where the base number of responses is less than 10 during the period. % is calculated as Quantity/Base number*100

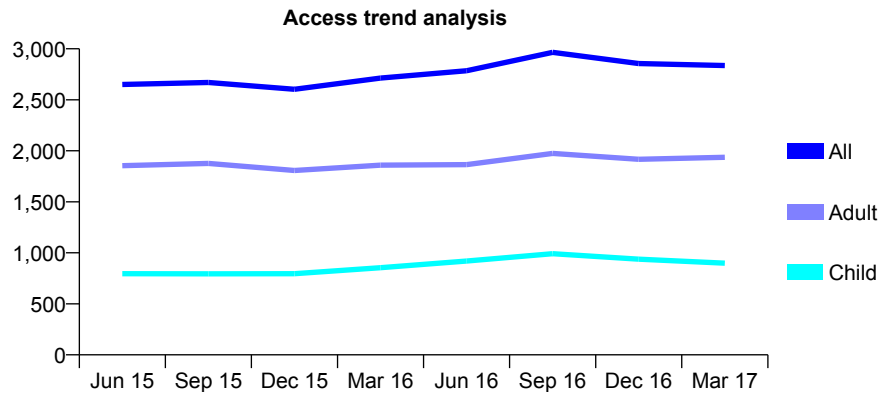
Q54 - Vital Signs At a Glance Contract Report for 157422/0001 - March 2017

Name or company name	Priory Dental Practice
Contract type name	GDS Contract
Purpose of contract	General
Contract start date	01/03/2009
Contract end date	

16/17 Contracted general activity (UDA)	5,749
Carry forward general activity (UDA)	-115
16/17 Contracted orthodontic activity (UOA)	0
Carry forward orthodontic activity (UOA)	0
Baseline contract value	£152,280.50

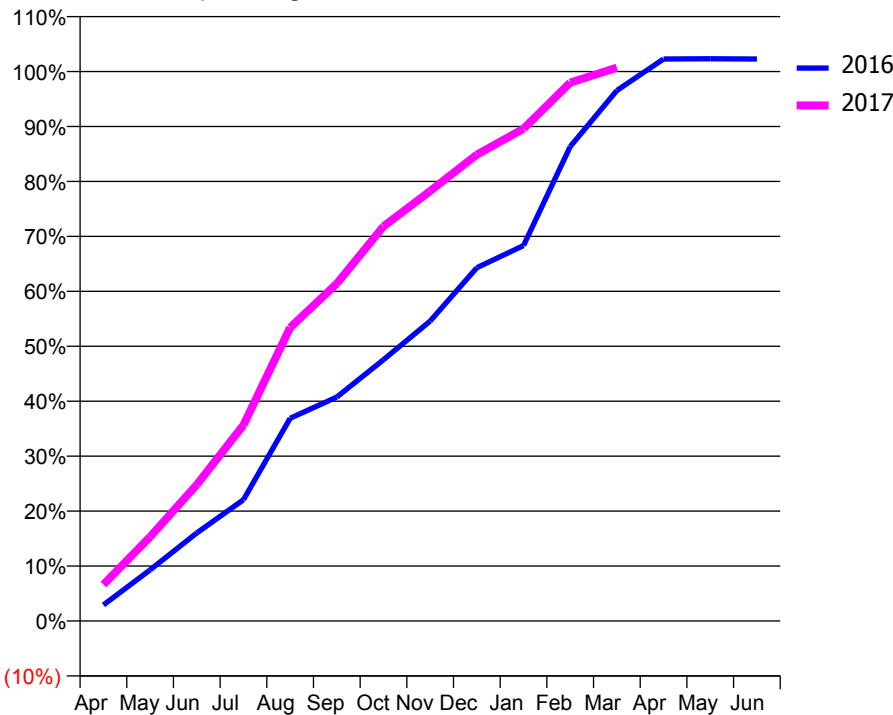
ACCESS*

Patients seen in 24 months	Total	Change since previous quarter
Quarter ending March 2016	2,713	
Quarter ending June 2016	2,785	↑
Quarter ending September 2016	2,966	↑
Quarter ending December 2016	2,855	↓
Quarter ending March 2017	2,836	→
Variance since March 2016	4.5%	↑



ACTIVITY

Cumulative percentage of contracted UDA delivered 2016 & 2017



Month	Adjusted Scheduled Activity (UDA)	
	2016	2017
April	169	382
May	534	881
June	921	1,427
July	1,268	2,050
August	2,121	3,070
September	2,343	3,530
October	2,734	4,128
November	3,139	4,498
December	3,696	4,880
January	3,928	5,150
February	4,963	5,632
March	5,550	5,789
April	5,880	
May	5,882	
June	5,880	

QUALITY

	Quantity	Base Number	Contract	AT	Region	England
% of FP17s for the same patient ID Re-attending within 3 months - Children	87	1,445	6.0%	10.0%	12.0%	12.3%
% of FP17s for the same patient ID Re-attending within 3 months - Adults	324	2,314	14.0%	15.4%	16.0%	16.7%
% of FP17s for the same patient ID Re-attending between 3 & 9 months - Children	612	1,445	42.4%	51.1%	58.8%	57.6%
% of FP17s for the same patient ID Re-attending between 3 & 9 months - Adults	555	2,314	24.0%	46.4%	51.2%	50.1%
% of FP17s for Band 1 Urgent Courses	422	2,487	17.0%	8.1%	8.0%	9.1%
% of FP17s Relating to Free Repair or Replacements	47	2,487	1.9%	0.7%	0.8%	0.8%
% of FP17s Relating to Continuations	1	2,487	0.0%	0.9%	1.2%	1.2%
% of Patients satisfied with the dentistry they have received	12	13	92.3%	92.1%	92.7%	92.8%
% of Patients satisfied with the time they had to wait for an appointment	13	13	100.0%	90.3%	89.1%	88.7%

* This is based on patients treated on this contract for their most recent course of treatment. Figures in italics indicate the base number of FP17s or Patient Questionnaire responses are less than 100. N/A is shown where the base number of responses is less than 10 during the period. % is calculated as Quantity/Base number*100

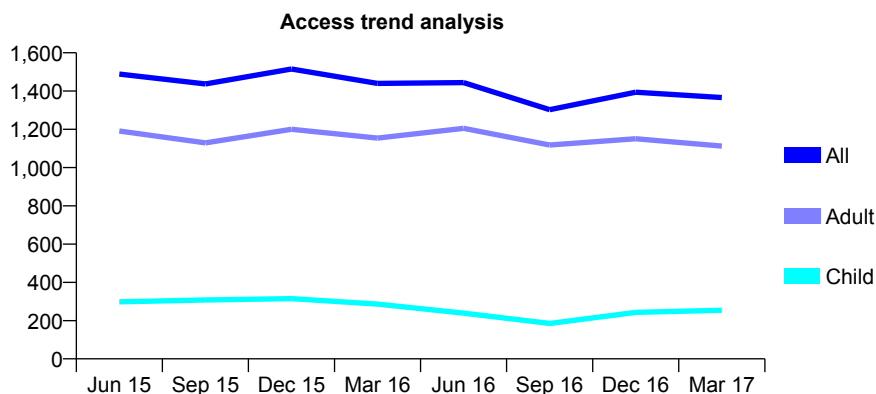
Q54 - Vital Signs At a Glance Contract Report for 157422/0008 - March 2017

Name or company name	Priory Dental Practice
Contract type name	PDS Plus Contract
Purpose of contract	General
Contract start date	01/05/2012
Contract end date	30/04/2017

16/17 Contracted general activity (UDA)	3,000
Carry forward general activity (UDA)	-11
16/17 Contracted orthodontic activity (UOA)	0
Carry forward orthodontic activity (UOA)	0
Baseline contract value	£38,643.17

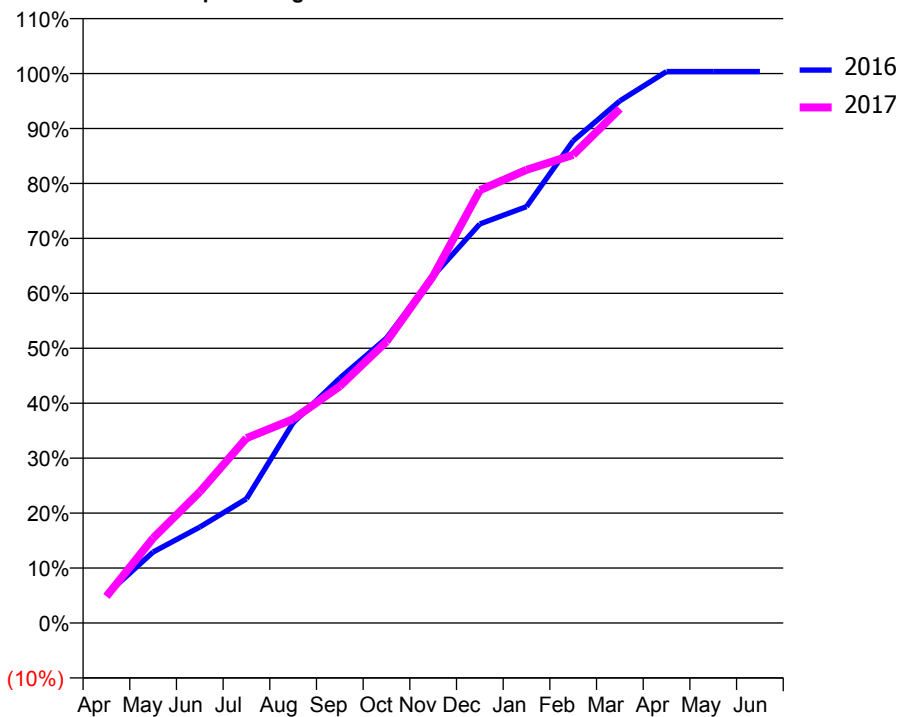
ACCESS*

Patients seen in 24 months	Total	Change since previous quarter
Quarter ending March 2016	1,440	
Quarter ending June 2016	1,444	→
Quarter ending September 2016	1,303	↓
Quarter ending December 2016	1,394	↑
Quarter ending March 2017	1,366	↓
Variance since March 2016	(5.1%)	↓



ACTIVITY

Cumulative percentage of contracted UDA delivered 2016 & 2017



Month	Adjusted Scheduled Activity (UDA)	
	2016	2017
April	156	145
May	388	463
June	524	716
July	678	1,009
August	1,093	1,112
September	1,337	1,292
October	1,555	1,537
November	1,894	1,894
December	2,178	2,363
January	2,273	2,474
February	2,633	2,556
March	2,851	2,807
April	3,011	
May	3,011	
June	3,011	

QUALITY

	Quantity	Base Number	Contract	AT	Region	England
% of FP17s for the same patient ID Re-attending within 3 months - Children	0	283	0.0%	10.0%	12.0%	12.3%
% of FP17s for the same patient ID Re-attending within 3 months - Adults	9	1,040	0.9%	15.4%	16.0%	16.7%
% of FP17s for the same patient ID Re-attending between 3 & 9 months - Children	50	283	17.7%	51.1%	58.8%	57.6%
% of FP17s for the same patient ID Re-attending between 3 & 9 months - Adults	162	1,040	15.6%	46.4%	51.2%	50.1%
% of FP17s for Band 1 Urgent Courses	6	1,278	0.5%	8.1%	8.0%	9.1%
% of FP17s Relating to Free Repair or Replacements	7	1,278	0.5%	0.7%	0.8%	0.8%
% of FP17s Relating to Continuations	0	1,278	0.0%	0.9%	1.2%	1.2%
% of Patients satisfied with the dentistry they have received	1	1	N/A	92.1%	92.7%	92.8%
% of Patients satisfied with the time they had to wait for an appointment	1	1	N/A	90.3%	89.1%	88.7%

* This is based on patients treated on this contract for their most recent course of treatment. Figures in italics indicate the base number of FP17s or Patient Questionnaire responses are less than 100. N/A is shown where the base number of responses is less than 10 during the period. % is calculated as Quantity/Base number*100

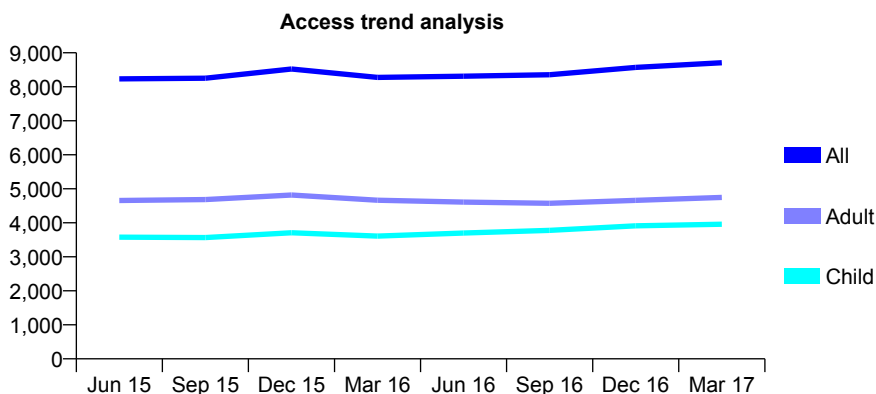
Q54 - Vital Signs At a Glance Contract Report for 158054/0001 - March 2017

Name or company name	Ward End Dental Practice Partnership
Contract type name	GDS Contract
Purpose of contract	General
Contract start date	01/04/2007
Contract end date	

16/17 Contracted general activity (UDA)	23,513
Carry forward general activity (UDA)	-256
16/17 Contracted orthodontic activity (UOA)	0
Carry forward orthodontic activity (UOA)	0
Baseline contract value	£496,465.05

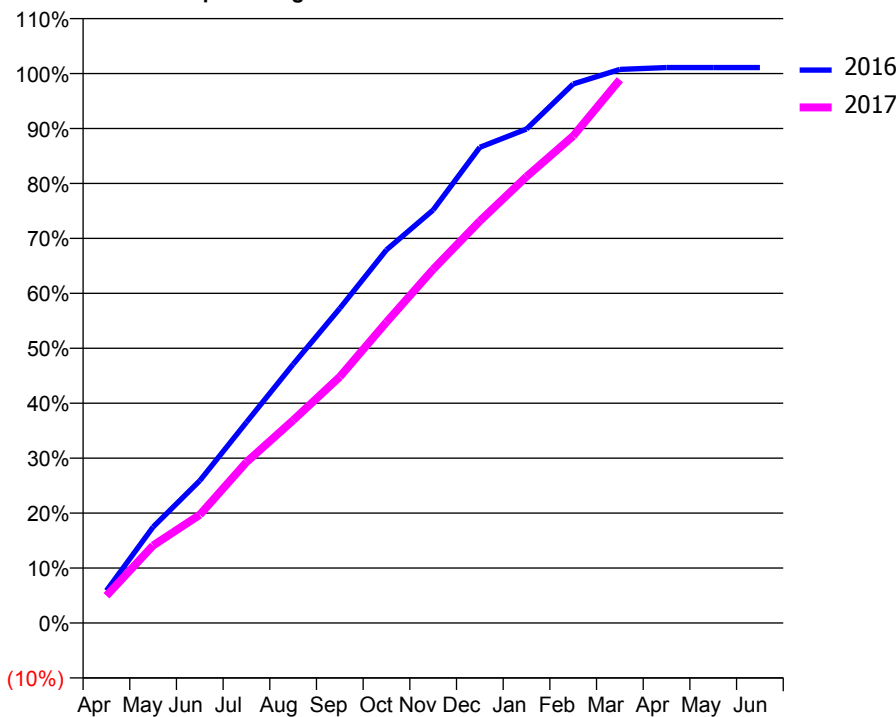
ACCESS*

Patients seen in 24 months	Total	Change since previous quarter
Quarter ending March 2016	8,275	
Quarter ending June 2016	8,310	→
Quarter ending September 2016	8,356	→
Quarter ending December 2016	8,572	↑
Quarter ending March 2017	8,707	→
Variance since March 2016	5.2%	↑



ACTIVITY

Cumulative percentage of contracted UDA delivered 2016 & 2017



Adjusted Scheduled Activity (UDA)

Month	2016	2017
April	1,382	1,169
May	4,111	3,315
June	6,088	4,631
July	8,588	6,885
August	11,072	8,674
September	13,463	10,536
October	15,969	12,876
November	17,671	15,137
December	20,358	17,199
January	21,140	19,098
February	23,065	20,838
March	23,688	23,247
April	23,769	
May	23,769	
June	23,769	

QUALITY

	Quantity	Base Number	Contract	AT	Region	England
% of FP17s for the same patient ID Re-attending within 3 months - Children	255	4,560	5.6%	10.0%	12.0%	12.3%
% of FP17s for the same patient ID Re-attending within 3 months - Adults	794	5,053	15.7%	15.4%	16.0%	16.7%
% of FP17s for the same patient ID Re-attending between 3 & 9 months - Children	1,733	4,560	38.0%	51.1%	58.8%	57.6%
% of FP17s for the same patient ID Re-attending between 3 & 9 months - Adults	1,644	5,053	32.5%	46.4%	51.2%	50.1%
% of FP17s for Band 1 Urgent Courses	1,459	9,559	15.3%	8.1%	8.0%	9.1%
% of FP17s Relating to Free Repair or Replacements	0	9,559	0.0%	0.7%	0.8%	0.8%
% of FP17s Relating to Continuations	94	9,559	1.0%	0.9%	1.2%	1.2%
% of Patients satisfied with the dentistry they have received	4	4	N/A	92.1%	92.7%	92.8%
% of Patients satisfied with the time they had to wait for an appointment	3	4	N/A	90.3%	89.1%	88.7%

* This is based on patients treated on this contract for their most recent course of treatment. Figures in italics indicate the base number of FP17s or Patient Questionnaire responses are less than 100. N/A is shown where the base number of responses is less than 10 during the period. % is calculated as Quantity/Base number*100

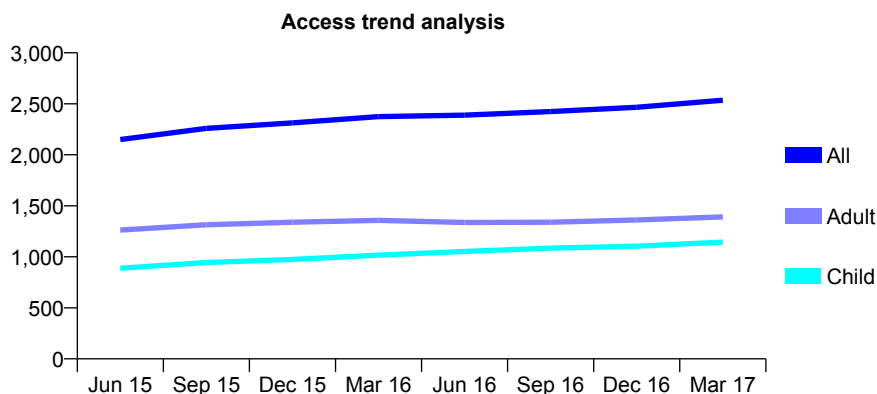
Q54 - Vital Signs At a Glance Contract Report for 158119/0001 - March 2017

Name or company name	Ali, Ahmed & Shabir
Contract type name	GDS Contract
Purpose of contract	General
Contract start date	01/04/2006
Contract end date	

16/17 Contracted general activity (UDA)	11,721
Carry forward general activity (UDA)	0
16/17 Contracted orthodontic activity (UOA)	0
Carry forward orthodontic activity (UOA)	0
Baseline contract value	£284,177.70

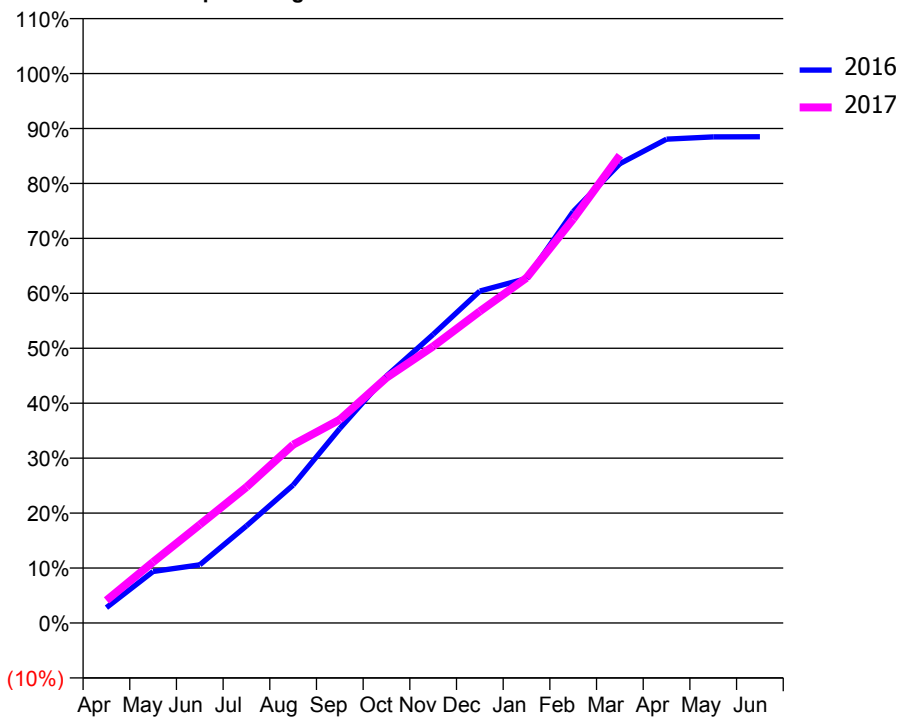
ACCESS*

Patients seen in 24 months	Total	Change since previous quarter
Quarter ending March 2016	2,374	
Quarter ending June 2016	2,389	→
Quarter ending September 2016	2,424	→
Quarter ending December 2016	2,466	→
Quarter ending March 2017	2,535	↑
Variance since March 2016	6.8%	↑



ACTIVITY

Cumulative percentage of contracted UDA delivered 2016 & 2017



Month	Adjusted Scheduled Activity (UDA)	
	2016	2017
April	328	483
May	1,099	1,302
June	1,242	2,097
July	2,073	2,900
August	2,943	3,804
September	4,147	4,339
October	5,269	5,232
November	6,157	5,901
December	7,081	6,650
January	7,349	7,361
February	8,775	8,618
March	9,799	9,977
April	10,320	
May	10,370	
June	10,371	

QUALITY

	Quantity	Base Number	Contract	AT	Region	England
% of FP17s for the same patient ID Re-attending within 3 months - Children	73	1,389	5.3%	10.0%	12.0%	12.3%
% of FP17s for the same patient ID Re-attending within 3 months - Adults	259	1,527	17.0%	15.4%	16.0%	16.7%
% of FP17s for the same patient ID Re-attending between 3 & 9 months - Children	580	1,389	41.8%	51.1%	58.8%	57.6%
% of FP17s for the same patient ID Re-attending between 3 & 9 months - Adults	548	1,527	35.9%	46.4%	51.2%	50.1%
% of FP17s for Band 1 Urgent Courses	270	2,771	9.7%	8.1%	8.0%	9.1%
% of FP17s Relating to Free Repair or Replacements	1	2,771	0.0%	0.7%	0.8%	0.8%
% of FP17s Relating to Continuations	27	2,771	1.0%	0.9%	1.2%	1.2%
% of Patients satisfied with the dentistry they have received	3	3	N/A	92.1%	92.7%	92.8%
% of Patients satisfied with the time they had to wait for an appointment	3	3	N/A	90.3%	89.1%	88.7%

* This is based on patients treated on this contract for their most recent course of treatment. Figures in italics indicate the base number of FP17s or Patient Questionnaire responses are less than 100. N/A is shown where the base number of responses is less than 10 during the period. % is calculated as Quantity/Base number*100

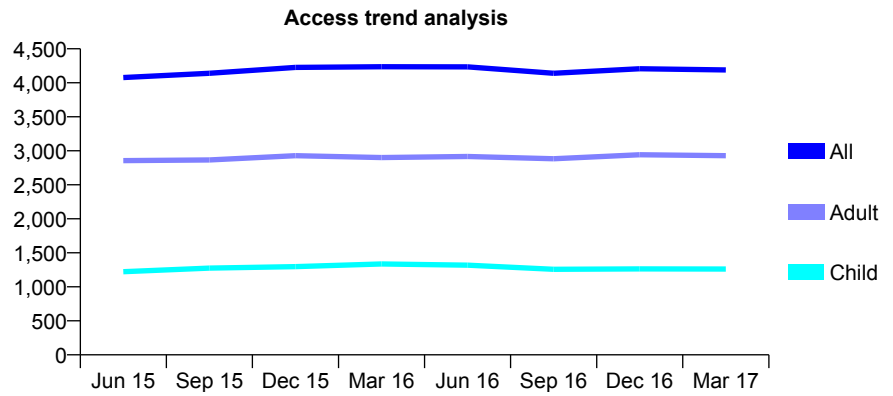
Q54 - Vital Signs At a Glance Contract Report for 159948/0001 - March 2017

Name or company name	Grove Lane Dental Surgery
Contract type name	GDS Contract
Purpose of contract	General
Contract start date	21/02/2011
Contract end date	

16/17 Contracted general activity (UDA)	13,862
Carry forward general activity (UDA)	-101
16/17 Contracted orthodontic activity (UOA)	0
Carry forward orthodontic activity (UOA)	0
Baseline contract value	£335,295.76

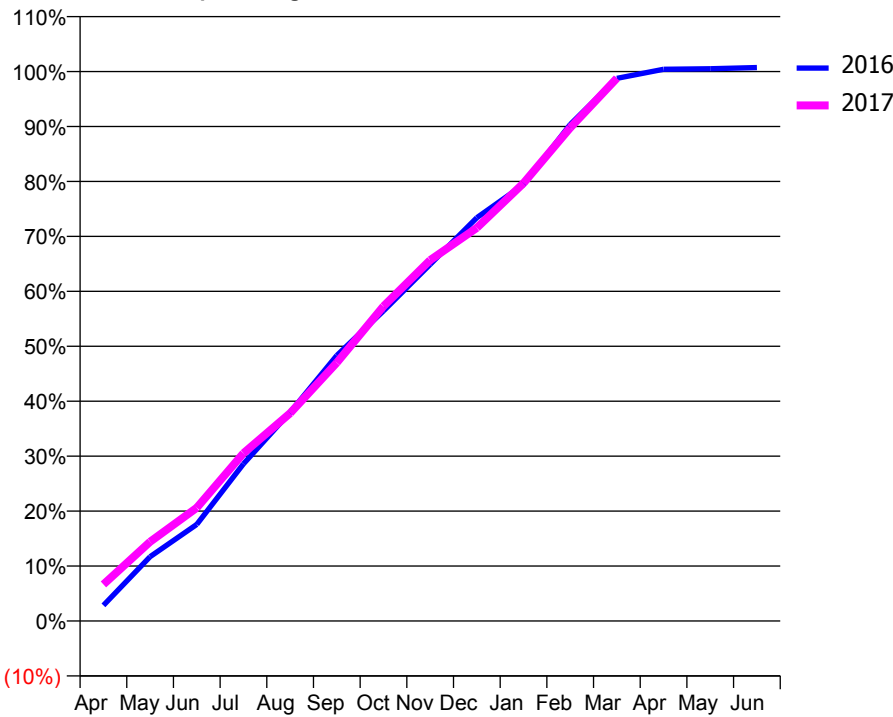
ACCESS*

Patients seen in 24 months	Total	Change since previous quarter
Quarter ending March 2016	4,237	
Quarter ending June 2016	4,235	→
Quarter ending September 2016	4,140	↓
Quarter ending December 2016	4,206	→
Quarter ending March 2017	4,189	→
Variance since March 2016	(1.1%)	↓



ACTIVITY

Cumulative percentage of contracted UDA delivered 2016 & 2017



Month	Adjusted Scheduled Activity (UDA)	
	2016	2017
April	395	925
May	1,623	1,999
June	2,436	2,859
July	3,965	4,234
August	5,268	5,242
September	6,699	6,519
October	7,824	7,939
November	8,995	9,105
December	10,172	9,919
January	11,008	11,044
February	12,524	12,441
March	13,691	13,692
April	13,919	
May	13,932	
June	13,963	

QUALITY

	Quantity	Base Number	Contract	AT	Region	England
% of FP17s for the same patient ID Re-attending within 3 months - Children	152	1,307	11.6%	10.0%	12.0%	12.3%
% of FP17s for the same patient ID Re-attending within 3 months - Adults	669	3,157	21.2%	15.4%	16.0%	16.7%
% of FP17s for the same patient ID Re-attending between 3 & 9 months - Children	368	1,307	28.2%	51.1%	58.8%	57.6%
% of FP17s for the same patient ID Re-attending between 3 & 9 months - Adults	816	3,157	25.8%	46.4%	51.2%	50.1%
% of FP17s for Band 1 Urgent Courses	788	4,342	18.1%	8.1%	8.0%	9.1%
% of FP17s Relating to Free Repair or Replacements	4	4,342	0.1%	0.7%	0.8%	0.8%
% of FP17s Relating to Continuations	5	4,342	0.1%	0.9%	1.2%	1.2%
% of Patients satisfied with the dentistry they have received	3	3	N/A	92.1%	92.7%	92.8%
% of Patients satisfied with the time they had to wait for an appointment	3	3	N/A	90.3%	89.1%	88.7%

* This is based on patients treated on this contract for their most recent course of treatment. Figures in italics indicate the base number of FP17s or Patient Questionnaire responses are less than 100. N/A is shown where the base number of responses is less than 10 during the period. % is calculated as Quantity/Base number*100

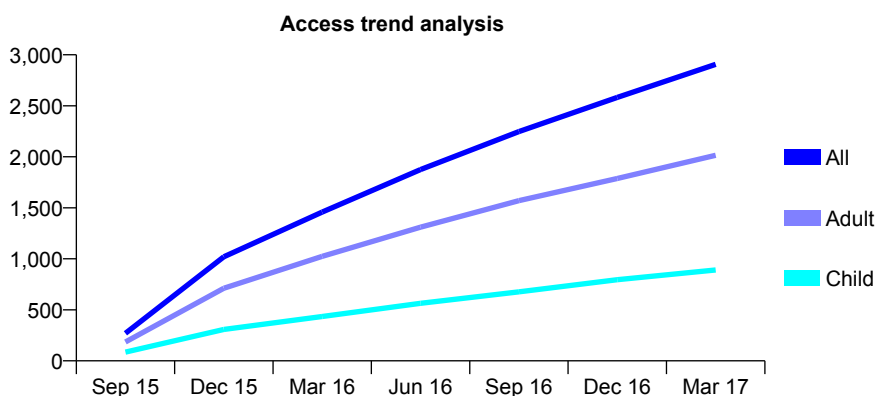
Q54 - Vital Signs At a Glance Contract Report for 160857/0001 - March 2017

Name or company name	Handsworth Dental Practice
Contract type name	GDS Contract
Purpose of contract	General
Contract start date	01/09/2015
Contract end date	

16/17 Contracted general activity (UDA)	9,200
Carry forward general activity (UDA)	-10
16/17 Contracted orthodontic activity (UOA)	0
Carry forward orthodontic activity (UOA)	0
Baseline contract value	£222,757.47

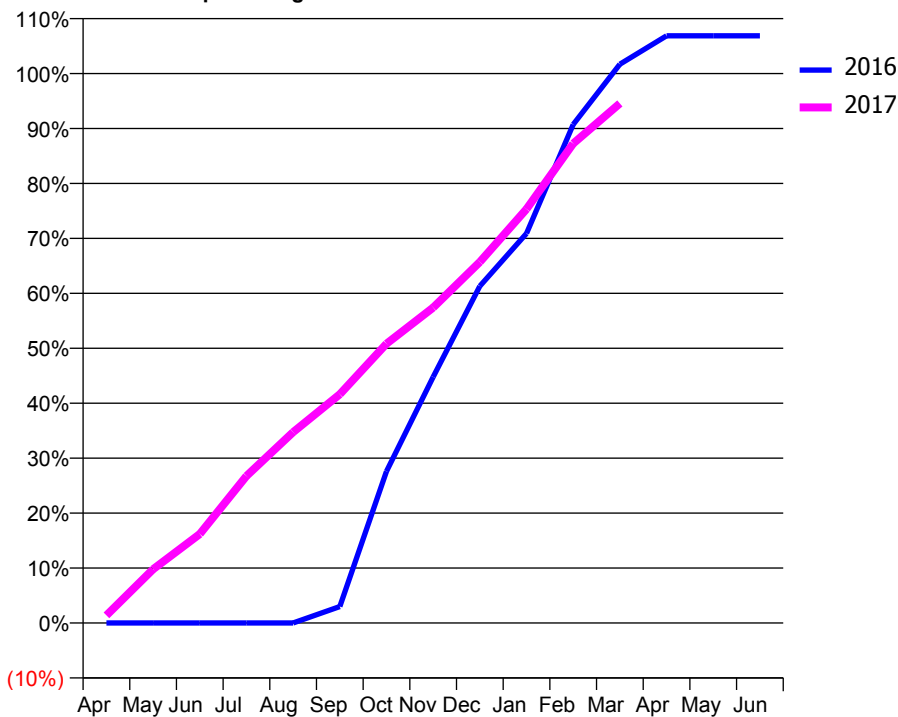
ACCESS*

Patients seen in 24 months	Total	Change since previous quarter
Quarter ending March 2016	1,458	
Quarter ending June 2016	1,875	↑
Quarter ending September 2016	2,248	↑
Quarter ending December 2016	2,583	↑
Quarter ending March 2017	2,906	↑
Variance since March 2016	99.3%	↑



ACTIVITY

Cumulative percentage of contracted UDA delivered 2016 & 2017



Adjusted Scheduled Activity (UDA)

Month	2016	2017
April	0	128
May	0	901
June	0	1,490
July	0	2,461
August	0	3,195
September	161	3,829
October	1,482	4,675
November	2,404	5,282
December	3,290	6,044
January	3,805	6,932
February	4,869	8,027
March	5,458	8,699
April	5,735	
May	5,735	
June	5,735	

QUALITY

	Quantity	Base Number	Contract	AT	Region	England
% of FP17s for the same patient ID Re-attending within 3 months - Children	75	941	8.0%	10.0%	12.0%	12.3%
% of FP17s for the same patient ID Re-attending within 3 months - Adults	298	2,209	13.5%	15.4%	16.0%	16.7%
% of FP17s for the same patient ID Re-attending between 3 & 9 months - Children	253	941	26.9%	51.1%	58.8%	57.6%
% of FP17s for the same patient ID Re-attending between 3 & 9 months - Adults	588	2,209	26.6%	46.4%	51.2%	50.1%
% of FP17s for Band 1 Urgent Courses	402	3,038	13.2%	8.1%	8.0%	9.1%
% of FP17s Relating to Free Repair or Replacements	10	3,038	0.3%	0.7%	0.8%	0.8%
% of FP17s Relating to Continuations	16	3,038	0.5%	0.9%	1.2%	1.2%
% of Patients satisfied with the dentistry they have received	1	1	N/A	92.1%	92.7%	92.8%
% of Patients satisfied with the time they had to wait for an appointment	1	1	N/A	90.3%	89.1%	88.7%

* This is based on patients treated on this contract for their most recent course of treatment. Figures in italics indicate the base number of FP17s or Patient Questionnaire responses are less than 100. N/A is shown where the base number of responses is less than 10 during the period. % is calculated as Quantity/Base number*100

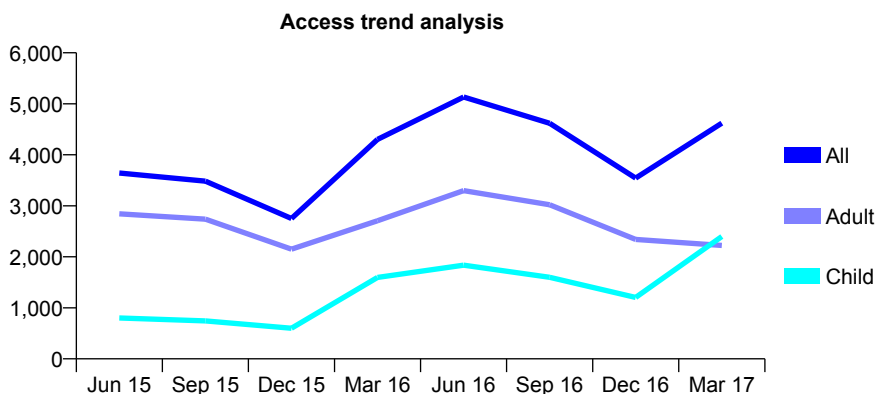
Q54 - Vital Signs At a Glance Contract Report for 161446/0001 - March 2017

Name or company name	Amit A Duggal & Gurpreet K Duggal
Contract type name	GDS Contract
Purpose of contract	General
Contract start date	01/01/2013
Contract end date	

16/17 Contracted general activity (UDA)	9,647
Carry forward general activity (UDA)	0
16/17 Contracted orthodontic activity (UOA)	0
Carry forward orthodontic activity (UOA)	0
Baseline contract value	£228,138.61

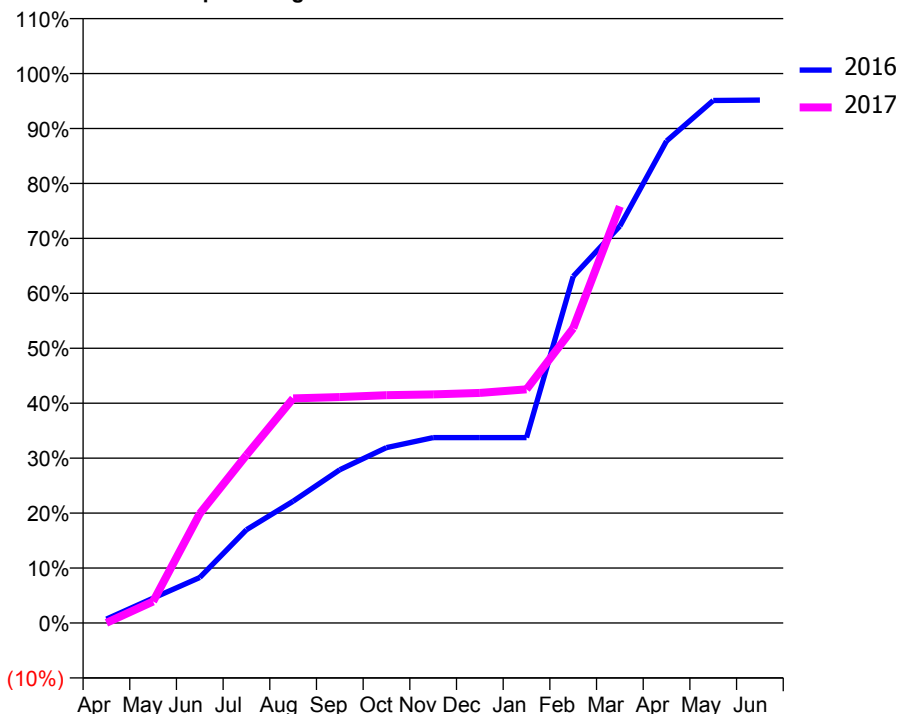
ACCESS*

Patients seen in 24 months	Total	Change since previous quarter
Quarter ending March 2016	4,302	
Quarter ending June 2016	5,134	↑
Quarter ending September 2016	4,619	↓
Quarter ending December 2016	3,544	↓
Quarter ending March 2017	4,622	↑
Variance since March 2016	7.4%	↑



ACTIVITY

Cumulative percentage of contracted UDA delivered 2016 & 2017



Adjusted Scheduled Activity (UDA)

Month	2016	2017
April	68	3
May	438	377
June	800	1,922
July	1,639	2,949
August	2,139	3,944
September	2,690	3,968
October	3,079	4,000
November	3,256	4,014
December	3,256	4,040
January	3,256	4,104
February	6,087	5,176
March	6,967	7,314
April	8,462	
May	9,174	
June	9,179	

QUALITY

	Quantity	Base Number	Contract	AT	Region	England
% of FP17s for the same patient ID Re-attending within 3 months - Children	83	2,840	2.9%	10.0%	12.0%	12.3%
% of FP17s for the same patient ID Re-attending within 3 months - Adults	185	2,836	6.5%	15.4%	16.0%	16.7%
% of FP17s for the same patient ID Re-attending between 3 & 9 months - Children	120	2,840	4.2%	51.1%	58.8%	57.6%
% of FP17s for the same patient ID Re-attending between 3 & 9 months - Adults	238	2,836	8.4%	46.4%	51.2%	50.1%
% of FP17s for Band 1 Urgent Courses	170	4,495	3.8%	8.1%	8.0%	9.1%
% of FP17s Relating to Free Repair or Replacements	30	4,495	0.7%	0.7%	0.8%	0.8%
% of FP17s Relating to Continuations	31	4,495	0.7%	0.9%	1.2%	1.2%
% of Patients satisfied with the dentistry they have received	19	22	86.4%	92.1%	92.7%	92.8%
% of Patients satisfied with the time they had to wait for an appointment	20	22	90.9%	90.3%	89.1%	88.7%

* This is based on patients treated on this contract for their most recent course of treatment. Figures in italics indicate the base number of FP17s or Patient Questionnaire responses are less than 100. N/A is shown where the base number of responses is less than 10 during the period. % is calculated as Quantity/Base number*100

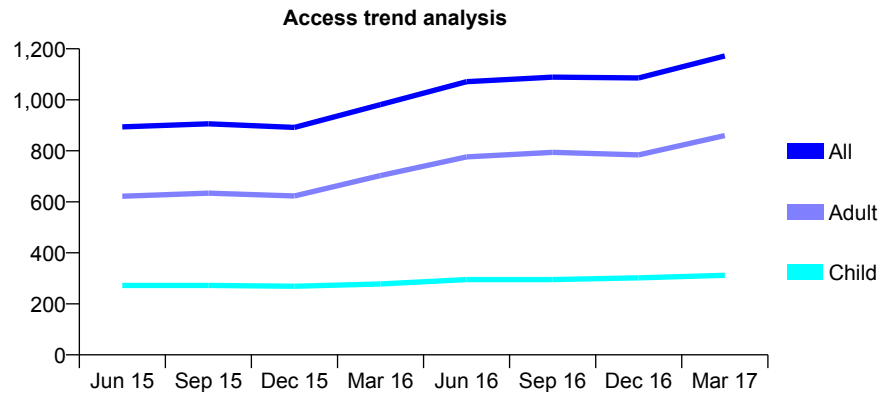
Q54 - Vital Signs At a Glance Contract Report for 162884/0001 - March 2017

Name or company name	Redhill Dental Practice
Contract type name	GDS Contract
Purpose of contract	General
Contract start date	01/02/2010
Contract end date	

16/17 Contracted general activity (UDA)	4,286
Carry forward general activity (UDA)	53
16/17 Contracted orthodontic activity (UOA)	0
Carry forward orthodontic activity (UOA)	0
Baseline contract value	£105,130.76

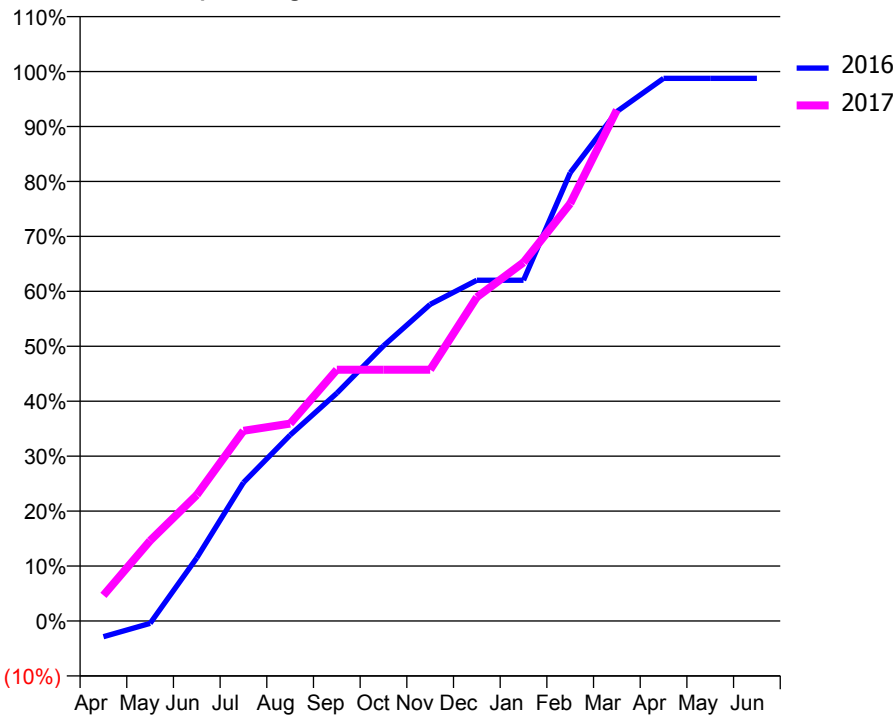
ACCESS*

Patients seen in 24 months	Total	Change since previous quarter
Quarter ending March 2016	981	
Quarter ending June 2016	1,071	↑
Quarter ending September 2016	1,089	→
Quarter ending December 2016	1,086	→
Quarter ending March 2017	1,172	↑
Variance since March 2016	19.5%	↑



ACTIVITY

Cumulative percentage of contracted UDA delivered 2016 & 2017



Month	Adjusted Scheduled Activity (UDA)	
	2016	2017
April	-123	200
May	-20	627
June	493	983
July	1,081	1,483
August	1,450	1,539
September	1,777	1,960
October	2,146	1,960
November	2,469	1,960
December	2,658	2,526
January	2,658	2,797
February	3,496	3,256
March	3,974	3,986
April	4,233	
May	4,233	
June	4,233	

QUALITY

	Quantity	Base Number	Contract	AT	Region	England
% of FP17s for the same patient ID Re-attending within 3 months - Children	15	430	3.5%	10.0%	12.0%	12.3%
% of FP17s for the same patient ID Re-attending within 3 months - Adults	129	1,132	11.4%	15.4%	16.0%	16.7%
% of FP17s for the same patient ID Re-attending between 3 & 9 months - Children	214	430	49.8%	51.1%	58.8%	57.6%
% of FP17s for the same patient ID Re-attending between 3 & 9 months - Adults	441	1,132	39.0%	46.4%	51.2%	50.1%
% of FP17s for Band 1 Urgent Courses	156	1,497	10.4%	8.1%	8.0%	9.1%
% of FP17s Relating to Free Repair or Replacements	12	1,497	0.8%	0.7%	0.8%	0.8%
% of FP17s Relating to Continuations	3	1,497	0.2%	0.9%	1.2%	1.2%
% of Patients satisfied with the dentistry they have received	2	2	N/A	92.1%	92.7%	92.8%
% of Patients satisfied with the time they had to wait for an appointment	2	2	N/A	90.3%	89.1%	88.7%

* This is based on patients treated on this contract for their most recent course of treatment. Figures in italics indicate the base number of FP17s or Patient Questionnaire responses are less than 100. N/A is shown where the base number of responses is less than 10 during the period. % is calculated as Quantity/Base number*100

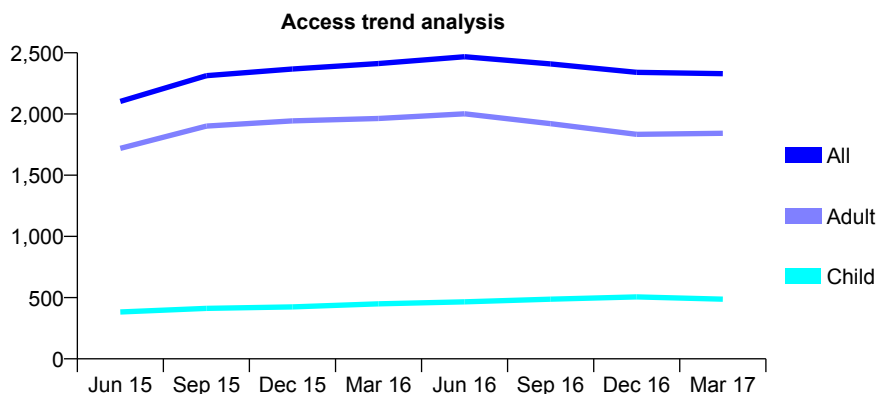
Q54 - Vital Signs At a Glance Contract Report for 163287/0001 - March 2017

Name or company name	Aesthetics Dental and Implant Surgery
Contract type name	GDS Contract
Purpose of contract	General
Contract start date	01/04/2014
Contract end date	

16/17 Contracted general activity (UDA)	5,794
Carry forward general activity (UDA)	-116
16/17 Contracted orthodontic activity (UOA)	0
Carry forward orthodontic activity (UOA)	0
Baseline contract value	£107,182.78

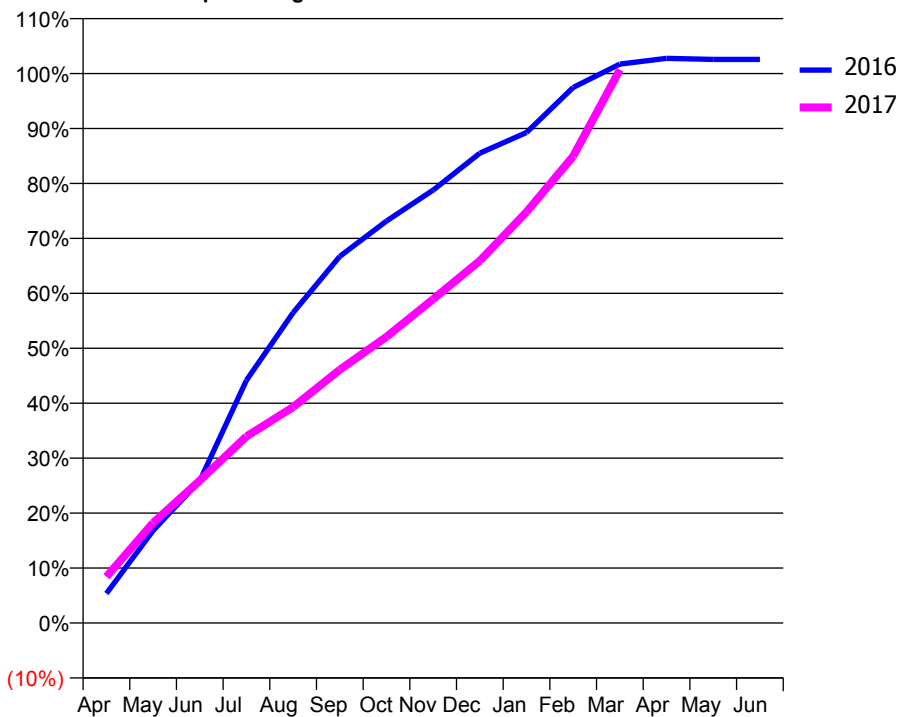
ACCESS*

Patients seen in 24 months	Total	Change since previous quarter
Quarter ending March 2016	2,412	
Quarter ending June 2016	2,468	↑
Quarter ending September 2016	2,409	↓
Quarter ending December 2016	2,340	↓
Quarter ending March 2017	2,330	→
Variance since March 2016	(3.4%)	↓



ACTIVITY

Cumulative percentage of contracted UDA delivered 2016 & 2017



Month	Adjusted Scheduled Activity (UDA)	
	2016	2017
April	311	489
May	975	1,057
June	1,499	1,503
July	2,559	1,968
August	3,272	2,277
September	3,866	2,670
October	4,238	3,017
November	4,564	3,415
December	4,954	3,820
January	5,172	4,334
February	5,647	4,922
March	5,893	5,835
April	5,954	
May	5,942	
June	5,942	

QUALITY

	Quantity	Base Number	Contract	AT	Region	England
% of FP17s for the same patient ID Re-attending within 3 months - Children	35	669	5.2%	10.0%	12.0%	12.3%
% of FP17s for the same patient ID Re-attending within 3 months - Adults	321	1,974	16.3%	15.4%	16.0%	16.7%
% of FP17s for the same patient ID Re-attending between 3 & 9 months - Children	311	669	46.5%	51.1%	58.8%	57.6%
% of FP17s for the same patient ID Re-attending between 3 & 9 months - Adults	558	1,974	28.3%	46.4%	51.2%	50.1%
% of FP17s for Band 1 Urgent Courses	335	2,607	12.9%	8.1%	8.0%	9.1%
% of FP17s Relating to Free Repair or Replacements	32	2,607	1.2%	0.7%	0.8%	0.8%
% of FP17s Relating to Continuations	33	2,607	1.3%	0.9%	1.2%	1.2%
% of Patients satisfied with the dentistry they have received	1	2	N/A	92.1%	92.7%	92.8%
% of Patients satisfied with the time they had to wait for an appointment	1	2	N/A	90.3%	89.1%	88.7%

* This is based on patients treated on this contract for their most recent course of treatment. Figures in italics indicate the base number of FP17s or Patient Questionnaire responses are less than 100. N/A is shown where the base number of responses is less than 10 during the period. % is calculated as Quantity/Base number*100

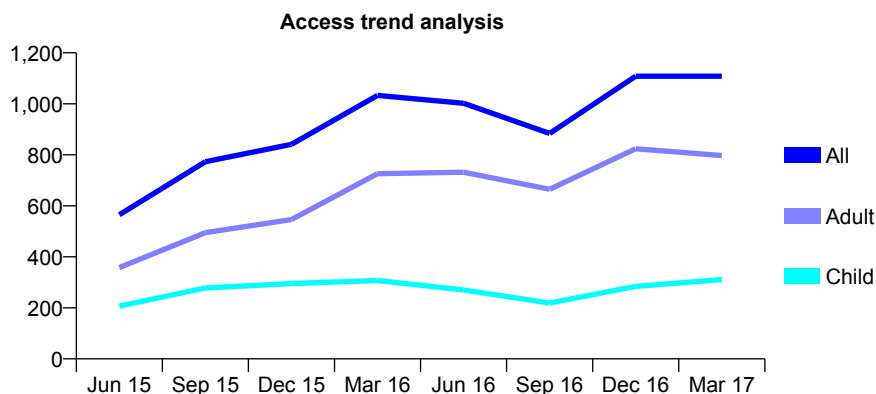
Q54 - Vital Signs At a Glance Contract Report for 163813/0001 - March 2017

Name or company name	Dr M Gibbons & Associates
Contract type name	GDS Contract
Purpose of contract	General
Contract start date	01/10/2014
Contract end date	

16/17 Contracted general activity (UDA)	2,925
Carry forward general activity (UDA)	95
16/17 Contracted orthodontic activity (UOA)	0
Carry forward orthodontic activity (UOA)	0
Baseline contract value	£75,448.37

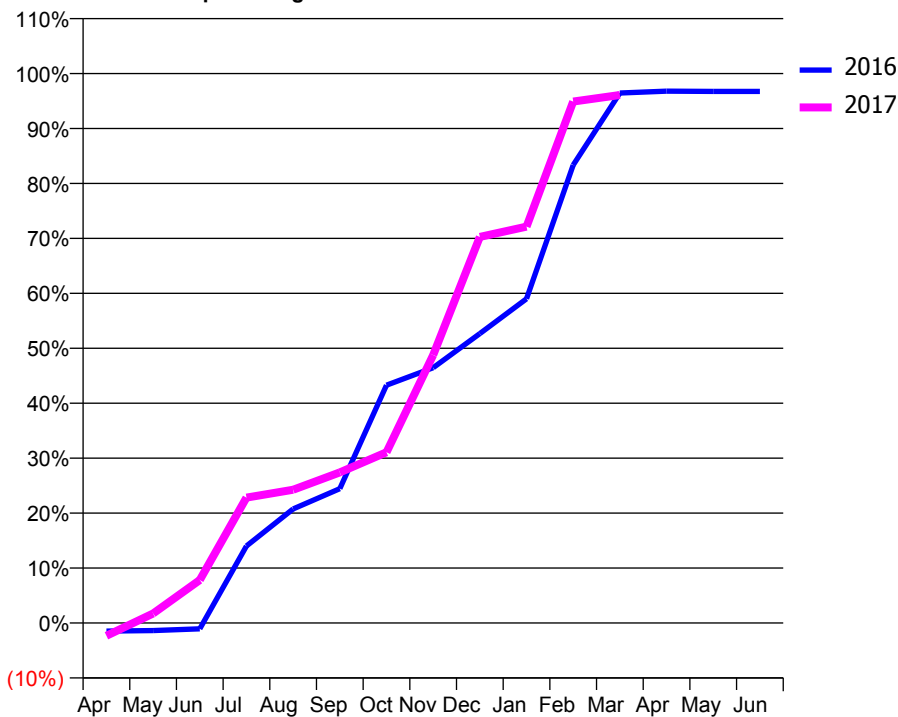
ACCESS*

Patients seen in 24 months	Total	Change since previous quarter
Quarter ending March 2016	1,033	
Quarter ending June 2016	1,002	↓
Quarter ending September 2016	884	↓
Quarter ending December 2016	1,108	↑
Quarter ending March 2017	1,108	→
Variance since March 2016	7.3%	↑



ACTIVITY

Cumulative percentage of contracted UDA delivered 2016 & 2017



Adjusted Scheduled Activity (UDA)

Month	2016	2017
April	-44	-69
May	-41	50
June	-32	229
July	410	668
August	607	710
September	715	802
October	1,266	909
November	1,359	1,426
December	1,541	2,055
January	1,726	2,110
February	2,438	2,776
March	2,821	2,811
April	2,831	
May	2,830	
June	2,830	

QUALITY

	Quantity	Base Number	Contract	AT	Region	England
% of FP17s for the same patient ID Re-attending within 3 months - Children	8	405	2.0%	10.0%	12.0%	12.3%
% of FP17s for the same patient ID Re-attending within 3 months - Adults	112	1,125	10.0%	15.4%	16.0%	16.7%
% of FP17s for the same patient ID Re-attending between 3 & 9 months - Children	42	405	10.4%	51.1%	58.8%	57.6%
% of FP17s for the same patient ID Re-attending between 3 & 9 months - Adults	152	1,125	13.5%	46.4%	51.2%	50.1%
% of FP17s for Band 1 Urgent Courses	77	1,527	5.0%	8.1%	8.0%	9.1%
% of FP17s Relating to Free Repair or Replacements	11	1,527	0.7%	0.7%	0.8%	0.8%
% of FP17s Relating to Continuations	15	1,527	1.0%	0.9%	1.2%	1.2%
% of Patients satisfied with the dentistry they have received	4	4	N/A	92.1%	92.7%	92.8%
% of Patients satisfied with the time they had to wait for an appointment	4	4	N/A	90.3%	89.1%	88.7%

* This is based on patients treated on this contract for their most recent course of treatment. Figures in italics indicate the base number of FP17s or Patient Questionnaire responses are less than 100. N/A is shown where the base number of responses is less than 10 during the period. % is calculated as Quantity/Base number*100

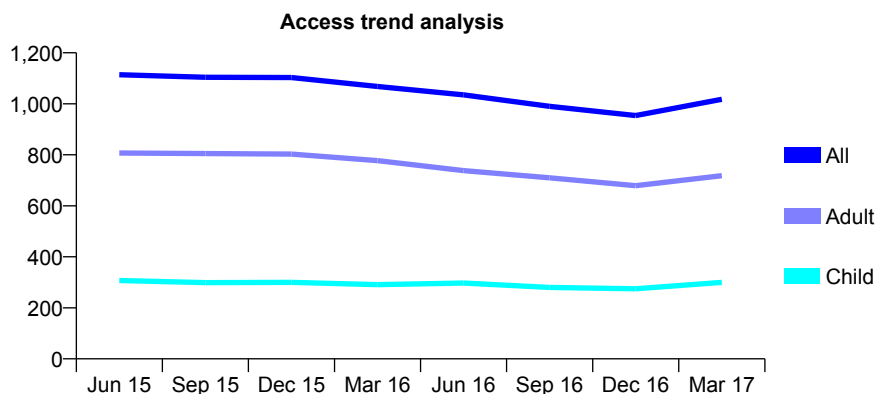
Q54 - Vital Signs At a Glance Contract Report for 171360/0001 - March 2017

Name or company name	Dr AS Bhandal, Dr Balbir Bhandal & Dr Balj
Contract type name	GDS Contract
Purpose of contract	General
Contract start date	09/04/2010
Contract end date	

16/17 Contracted general activity (UDA)	4,033
Carry forward general activity (UDA)	-42
16/17 Contracted orthodontic activity (UOA)	0
Carry forward orthodontic activity (UOA)	0
Baseline contract value	£86,808.36

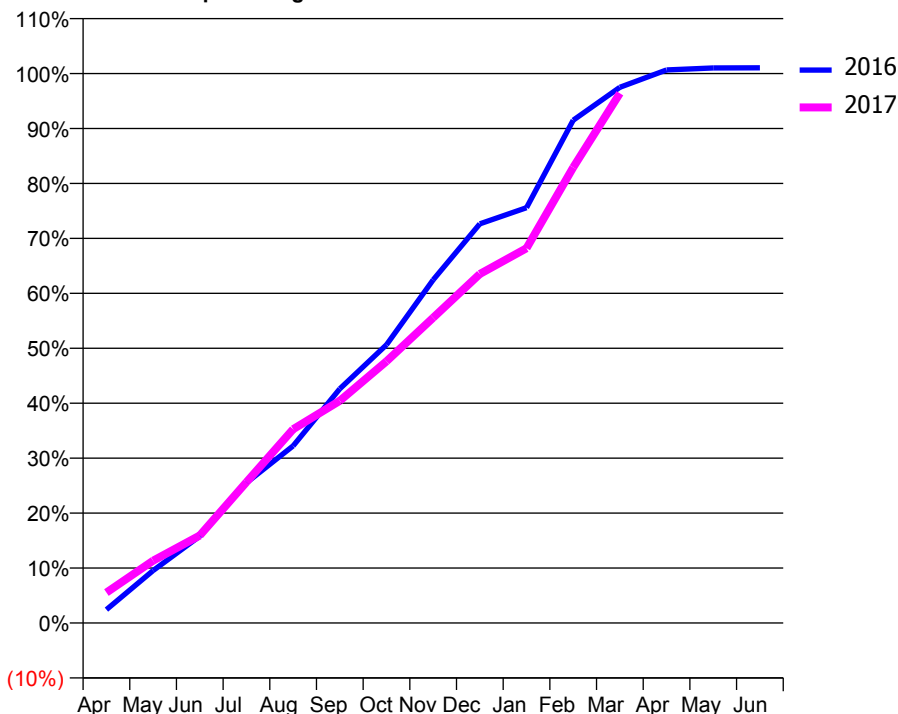
ACCESS*

Patients seen in 24 months	Total	Change since previous quarter
Quarter ending March 2016	1,068	
Quarter ending June 2016	1,035	↓
Quarter ending September 2016	990	↓
Quarter ending December 2016	954	↓
Quarter ending March 2017	1,018	↑
Variance since March 2016	(4.7%)	↓



ACTIVITY

Cumulative percentage of contracted UDA delivered 2016 & 2017



Month	Adjusted Scheduled Activity (UDA)	
	2016	2017
April	98	224
May	385	458
June	638	642
July	1,029	1,034
August	1,300	1,423
September	1,719	1,631
October	2,042	1,921
November	2,518	2,241
December	2,930	2,561
January	3,048	2,751
February	3,690	3,344
March	3,932	3,888
April	4,059	
May	4,074	
June	4,075	

QUALITY

	Quantity	Base Number	Contract	AT	Region	England
% of FP17s for the same patient ID Re-attending within 3 months - Children	25	330	7.6%	10.0%	12.0%	12.3%
% of FP17s for the same patient ID Re-attending within 3 months - Adults	129	788	16.4%	15.4%	16.0%	16.7%
% of FP17s for the same patient ID Re-attending between 3 & 9 months - Children	84	330	25.5%	51.1%	58.8%	57.6%
% of FP17s for the same patient ID Re-attending between 3 & 9 months - Adults	262	788	33.2%	46.4%	51.2%	50.1%
% of FP17s for Band 1 Urgent Courses	26	1,078	2.4%	8.1%	8.0%	9.1%
% of FP17s Relating to Free Repair or Replacements	18	1,078	1.7%	0.7%	0.8%	0.8%
% of FP17s Relating to Continuations	30	1,078	2.8%	0.9%	1.2%	1.2%
% of Patients satisfied with the dentistry they have received	2	2	N/A	92.1%	92.7%	92.8%
% of Patients satisfied with the time they had to wait for an appointment	2	2	N/A	90.3%	89.1%	88.7%

* This is based on patients treated on this contract for their most recent course of treatment. Figures in italics indicate the base number of FP17s or Patient Questionnaire responses are less than 100. N/A is shown where the base number of responses is less than 10 during the period. % is calculated as Quantity/Base number*100

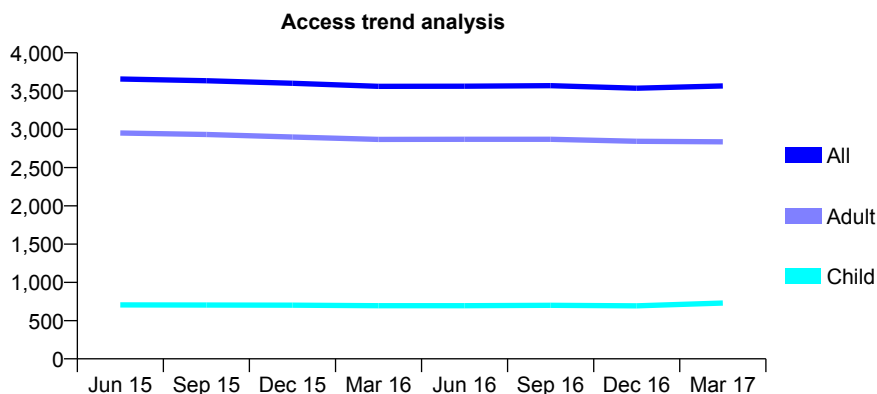
Q54 - Vital Signs At a Glance Contract Report for 171530/0001 - March 2017

Name or company name	Mr T Sunnar & Mr P Sunnar
Contract type name	GDS Contract
Purpose of contract	General
Contract start date	01/04/2012
Contract end date	

16/17 Contracted general activity (UDA)	12,831
Carry forward general activity (UDA)	407
16/17 Contracted orthodontic activity (UOA)	0
Carry forward orthodontic activity (UOA)	0
Baseline contract value	£274,914.80

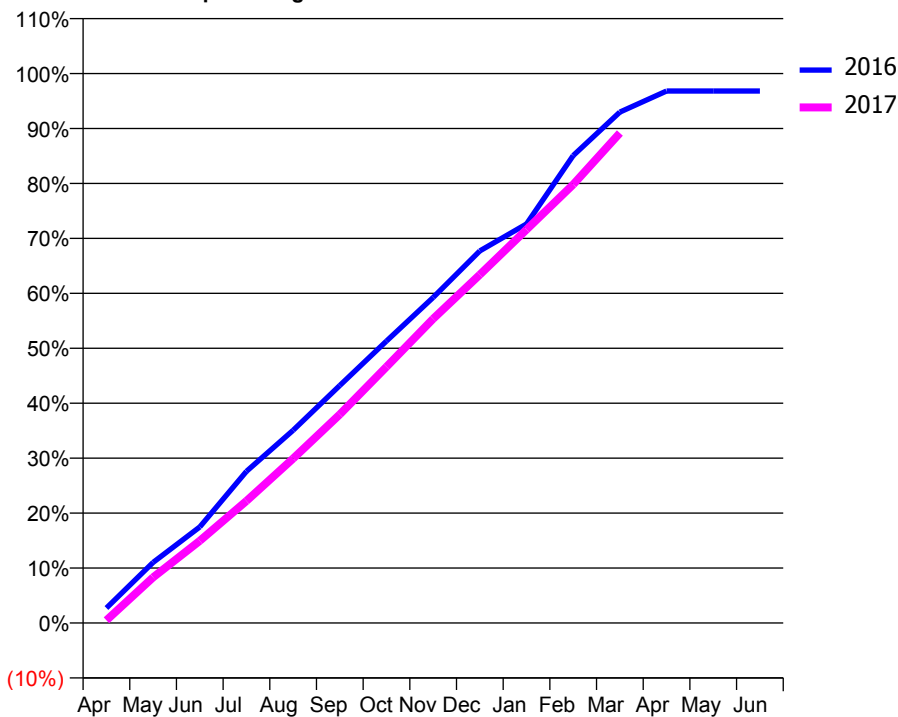
ACCESS*

Patients seen in 24 months	Total	Change since previous quarter
Quarter ending March 2016	3,562	
Quarter ending June 2016	3,564	→
Quarter ending September 2016	3,570	→
Quarter ending December 2016	3,537	→
Quarter ending March 2017	3,567	→
Variance since March 2016	0.1%	→



ACTIVITY

Cumulative percentage of contracted UDA delivered 2016 & 2017



Month	Adjusted Scheduled Activity (UDA)	
	2016	2017
April	351	63
May	1,415	1,066
June	2,244	1,918
July	3,542	2,850
August	4,502	3,841
September	5,547	4,872
October	6,584	5,981
November	7,601	7,105
December	8,689	8,134
January	9,316	9,188
February	10,914	10,239
March	11,929	11,440
April	12,421	
May	12,424	
June	12,424	

QUALITY

	Quantity	Base Number	Contract	AT	Region	England
% of FP17s for the same patient ID Re-attending within 3 months - Children	64	1,133	5.6%	10.0%	12.0%	12.3%
% of FP17s for the same patient ID Re-attending within 3 months - Adults	617	4,599	13.4%	15.4%	16.0%	16.7%
% of FP17s for the same patient ID Re-attending between 3 & 9 months - Children	749	1,133	66.1%	51.1%	58.8%	57.6%
% of FP17s for the same patient ID Re-attending between 3 & 9 months - Adults	3,077	4,599	66.9%	46.4%	51.2%	50.1%
% of FP17s for Band 1 Urgent Courses	302	5,551	5.4%	8.1%	8.0%	9.1%
% of FP17s Relating to Free Repair or Replacements	41	5,551	0.7%	0.7%	0.8%	0.8%
% of FP17s Relating to Continuations	23	5,551	0.4%	0.9%	1.2%	1.2%
% of Patients satisfied with the dentistry they have received	7	7	N/A	92.1%	92.7%	92.8%
% of Patients satisfied with the time they had to wait for an appointment	7	7	N/A	90.3%	89.1%	88.7%

* This is based on patients treated on this contract for their most recent course of treatment. Figures in italics indicate the base number of FP17s or Patient Questionnaire responses are less than 100. N/A is shown where the base number of responses is less than 10 during the period. % is calculated as Quantity/Base number*100

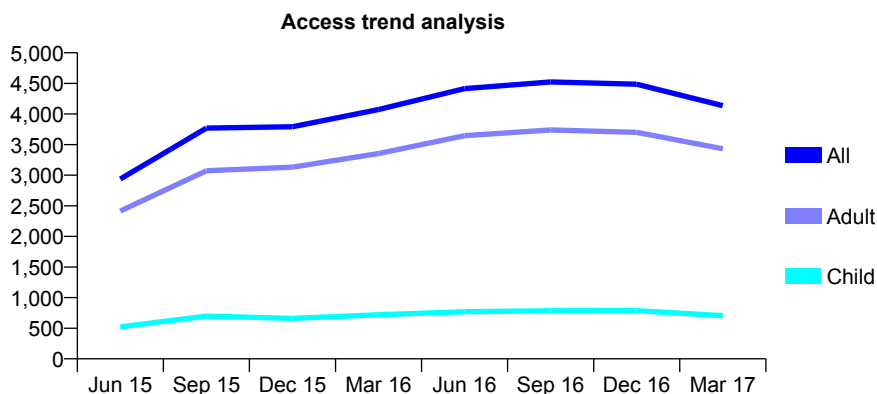
Q54 - Vital Signs At a Glance Contract Report for 171654/0001 - March 2017

Name or company name	Kingswinford Health Centre 2
Contract type name	GDS Contract
Purpose of contract	General and Orthodontic
Contract start date	01/09/2014
Contract end date	

16/17 Contracted general activity (UDA)	11,155
Carry forward general activity (UDA)	-179
16/17 Contracted orthodontic activity (UOA)	1,555
Carry forward orthodontic activity (UOA)	0
Baseline contract value	£361,934.65

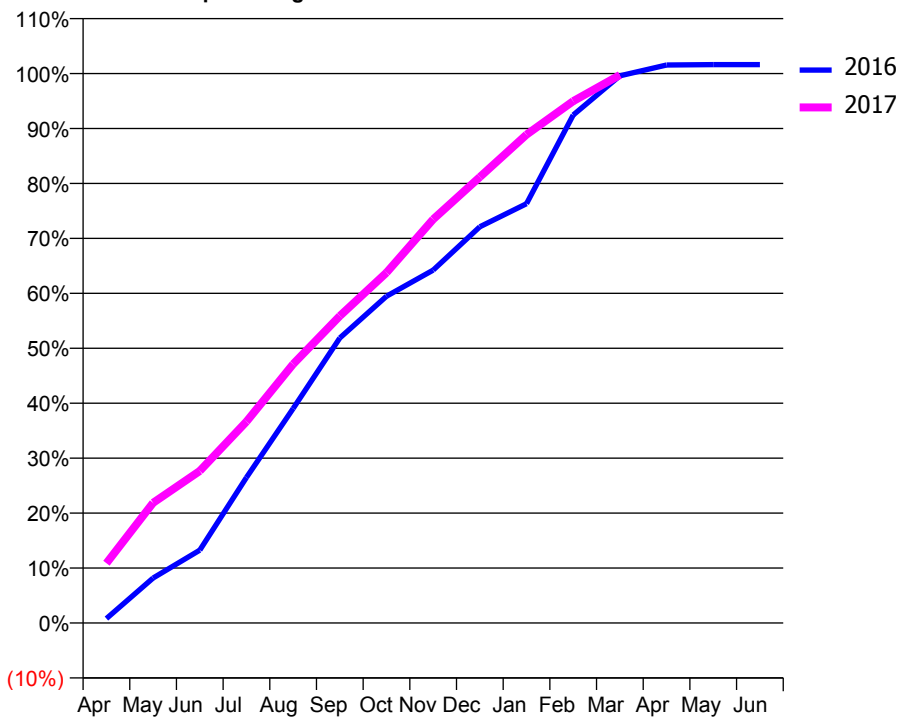
ACCESS*

Patients seen in 24 months	Total	Change since previous quarter
Quarter ending March 2016	4,074	
Quarter ending June 2016	4,415	↑
Quarter ending September 2016	4,525	↑
Quarter ending December 2016	4,488	→
Quarter ending March 2017	4,137	↓
Variance since March 2016	1.5%	→



ACTIVITY

Cumulative percentage of contracted UDA delivered 2016 & 2017



Month	Adjusted Scheduled Activity (UDA)	
	2016	2017
April	92	1,215
May	914	2,441
June	1,478	3,088
July	2,956	4,090
August	4,355	5,256
September	5,786	6,233
October	6,634	7,112
November	7,165	8,196
December	8,043	9,054
January	8,511	9,915
February	10,311	10,595
March	11,107	11,124
April	11,326	
May	11,334	
June	11,334	

QUALITY

	Quantity	Base Number	Contract	AT	Region	England
% of FP17s for the same patient ID Re-attending within 3 months - Children	106	1,247	8.5%	10.0%	12.0%	12.3%
% of FP17s for the same patient ID Re-attending within 3 months - Adults	681	4,972	13.7%	15.4%	16.0%	16.7%
% of FP17s for the same patient ID Re-attending between 3 & 9 months - Children	575	1,247	46.1%	51.1%	58.8%	57.6%
% of FP17s for the same patient ID Re-attending between 3 & 9 months - Adults	2,172	4,972	43.7%	46.4%	51.2%	50.1%
% of FP17s for Band 1 Urgent Courses	463	5,966	7.8%	8.1%	8.0%	9.1%
% of FP17s Relating to Free Repair or Replacements	64	5,966	1.1%	0.7%	0.8%	0.8%
% of FP17s Relating to Continuations	61	5,966	1.0%	0.9%	1.2%	1.2%
% of Patients satisfied with the dentistry they have received	10	10	100.0%	92.1%	92.7%	92.8%
% of Patients satisfied with the time they had to wait for an appointment	10	10	100.0%	90.3%	89.1%	88.7%

* This is based on patients treated on this contract for their most recent course of treatment. Figures in italics indicate the base number of FP17s or Patient Questionnaire responses are less than 100. N/A is shown where the base number of responses is less than 10 during the period. % is calculated as Quantity/Base number*100

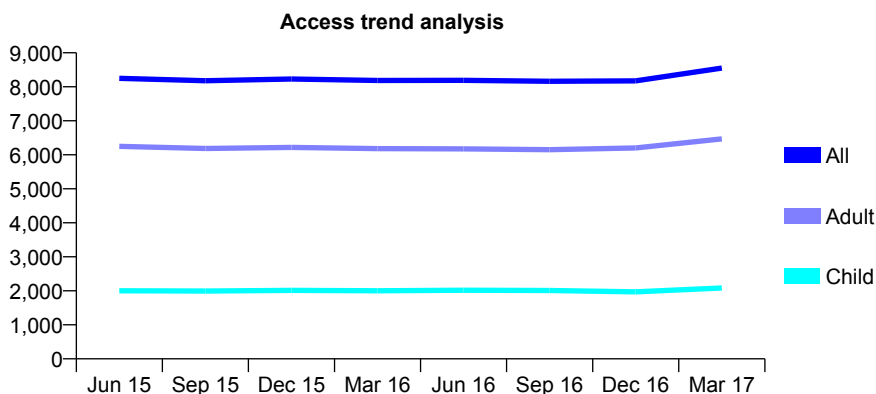
Q54 - Vital Signs At a Glance Contract Report for 172170/0001 - March 2017

Name or company name	Tile Cross Dental practice
Contract type name	GDS Contract
Purpose of contract	General
Contract start date	03/07/2012
Contract end date	

16/17 Contracted general activity (UDA)	28,686
Carry forward general activity (UDA)	1,029
16/17 Contracted orthodontic activity (UOA)	0
Carry forward orthodontic activity (UOA)	0
Baseline contract value	£650,039.40

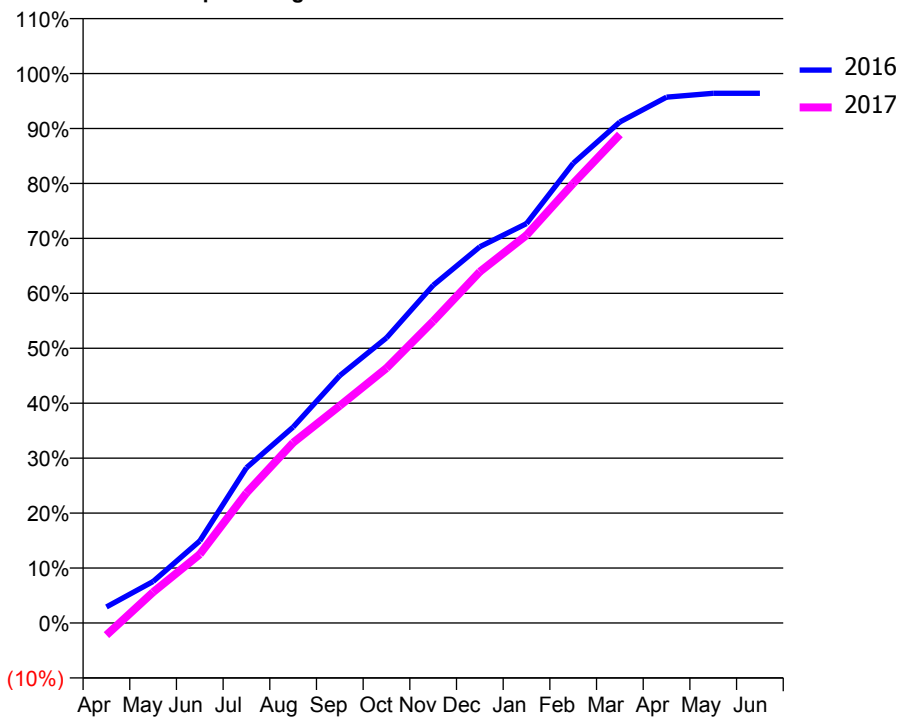
ACCESS*

Patients seen in 24 months	Total	Change since previous quarter
Quarter ending March 2016	8,185	
Quarter ending June 2016	8,192	→
Quarter ending September 2016	8,161	→
Quarter ending December 2016	8,173	→
Quarter ending March 2017	8,552	↑
Variance since March 2016	4.5%	↑



ACTIVITY

Cumulative percentage of contracted UDA delivered 2016 & 2017



Month	Adjusted Scheduled Activity (UDA)	
	2016	2017
April	835	-640
May	2,171	1,611
June	4,285	3,592
July	8,106	6,790
August	10,226	9,416
September	12,919	11,341
October	14,884	13,307
November	17,630	15,754
December	19,644	18,336
January	20,853	20,248
February	23,996	22,945
March	26,158	25,500
April	27,453	
May	27,657	
June	27,657	

QUALITY

	Quantity	Base Number	Contract	AT	Region	England
% of FP17s for the same patient ID Re-attending within 3 months - Children	168	2,246	7.5%	10.0%	12.0%	12.3%
% of FP17s for the same patient ID Re-attending within 3 months - Adults	1,338	7,164	18.7%	15.4%	16.0%	16.7%
% of FP17s for the same patient ID Re-attending between 3 & 9 months - Children	865	2,246	38.5%	51.1%	58.8%	57.6%
% of FP17s for the same patient ID Re-attending between 3 & 9 months - Adults	2,585	7,164	36.1%	46.4%	51.2%	50.1%
% of FP17s for Band 1 Urgent Courses	999	8,883	11.2%	8.1%	8.0%	9.1%
% of FP17s Relating to Free Repair or Replacements	94	8,883	1.1%	0.7%	0.8%	0.8%
% of FP17s Relating to Continuations	103	8,883	1.2%	0.9%	1.2%	1.2%
% of Patients satisfied with the dentistry they have received	13	13	100.0%	92.1%	92.7%	92.8%
% of Patients satisfied with the time they had to wait for an appointment	12	13	92.3%	90.3%	89.1%	88.7%

* This is based on patients treated on this contract for their most recent course of treatment. Figures in italics indicate the base number of FP17s or Patient Questionnaire responses are less than 100. N/A is shown where the base number of responses is less than 10 during the period. % is calculated as Quantity/Base number*100

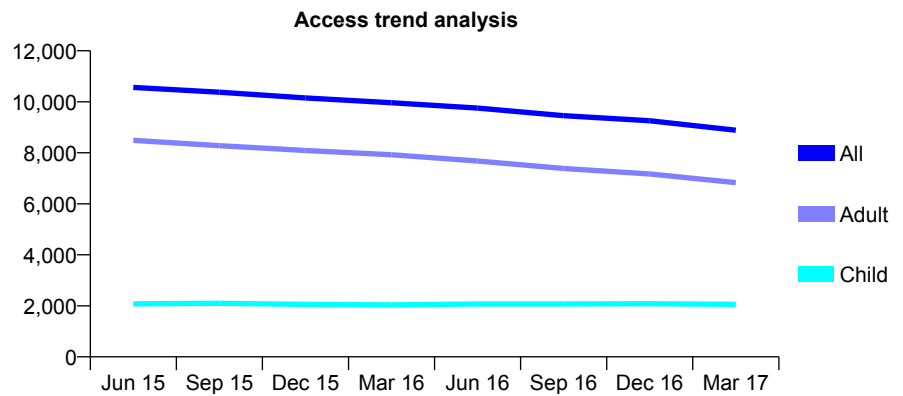
Q54 - Vital Signs At a Glance Contract Report for 172693/0001 - March 2017

Name or company name	The Gables Dental Practice
Contract type name	GDS Contract
Purpose of contract	General
Contract start date	01/02/2009
Contract end date	

16/17 Contracted general activity (UDA)	34,168
Carry forward general activity (UDA)	418
16/17 Contracted orthodontic activity (UOA)	0
Carry forward orthodontic activity (UOA)	0
Baseline contract value	£766,743.32

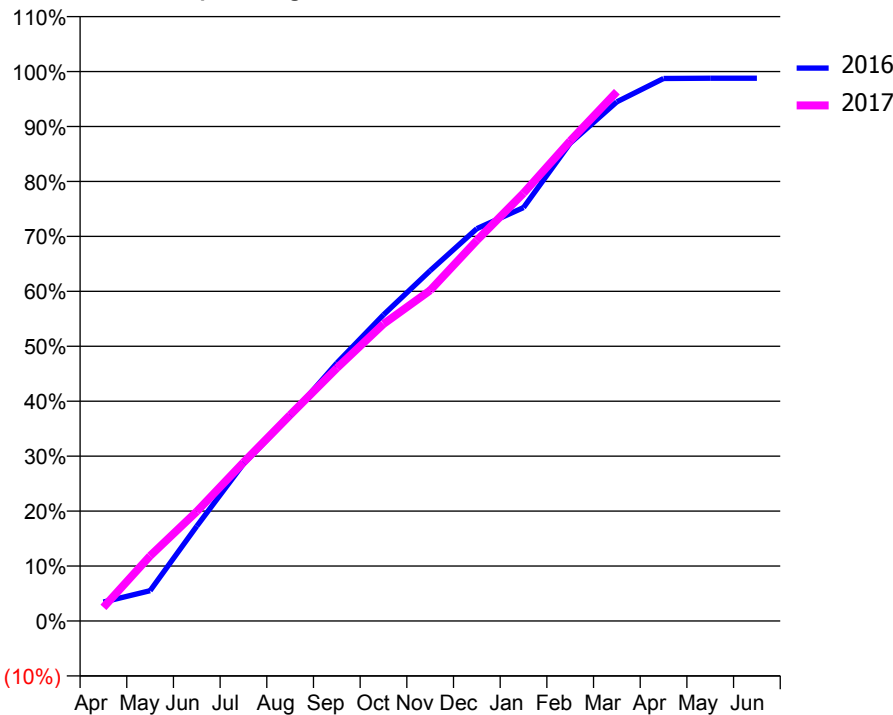
ACCESS*

Patients seen in 24 months	Total	Change since previous quarter
Quarter ending March 2016	9,961	
Quarter ending June 2016	9,753	↓
Quarter ending September 2016	9,458	↓
Quarter ending December 2016	9,255	↓
Quarter ending March 2017	8,888	↓
Variance since March 2016	(10.8%)	↓



ACTIVITY

Cumulative percentage of contracted UDA delivered 2016 & 2017



Month	Adjusted Scheduled Activity (UDA)	
	2016	2017
April	1,181	846
May	1,888	4,048
June	5,899	6,810
July	9,775	9,862
August	12,728	12,815
September	16,040	15,728
October	19,039	18,466
November	21,790	20,559
December	24,401	23,666
January	25,709	26,601
February	29,710	29,855
March	32,285	32,912
April	33,731	
May	33,749	
June	33,750	

QUALITY

	Quantity	Base Number	Contract	AT	Region	England
% of FP17s for the same patient ID Re-attending within 3 months - Children	125	2,614	4.8%	10.0%	12.0%	12.3%
% of FP17s for the same patient ID Re-attending within 3 months - Adults	947	7,848	12.1%	15.4%	16.0%	16.7%
% of FP17s for the same patient ID Re-attending between 3 & 9 months - Children	1,033	2,614	39.5%	51.1%	58.8%	57.6%
% of FP17s for the same patient ID Re-attending between 3 & 9 months - Adults	2,728	7,848	34.8%	46.4%	51.2%	50.1%
% of FP17s for Band 1 Urgent Courses	1,553	10,063	15.4%	8.1%	8.0%	9.1%
% of FP17s Relating to Free Repair or Replacements	120	10,063	1.2%	0.7%	0.8%	0.8%
% of FP17s Relating to Continuations	70	10,063	0.7%	0.9%	1.2%	1.2%
% of Patients satisfied with the dentistry they have received	5	6	N/A	92.1%	92.7%	92.8%
% of Patients satisfied with the time they had to wait for an appointment	5	6	N/A	90.3%	89.1%	88.7%

* This is based on patients treated on this contract for their most recent course of treatment. Figures in italics indicate the base number of FP17s or Patient Questionnaire responses are less than 100. N/A is shown where the base number of responses is less than 10 during the period. % is calculated as Quantity/Base number*100

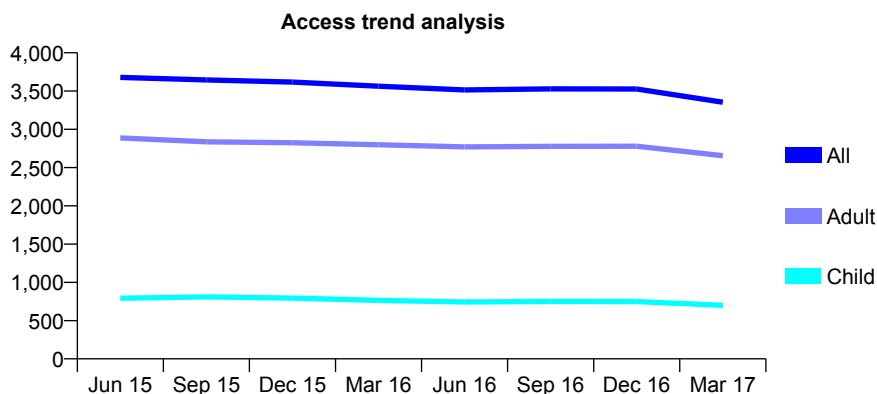
Q54 - Vital Signs At a Glance Contract Report for 173355/0001 - March 2017

Name or company name	Kemberton Dental Practice
Contract type name	GDS Contract
Purpose of contract	General
Contract start date	01/05/2012
Contract end date	

16/17 Contracted general activity (UDA)	11,770
Carry forward general activity (UDA)	-153
16/17 Contracted orthodontic activity (UOA)	0
Carry forward orthodontic activity (UOA)	0
Baseline contract value	£309,580.17

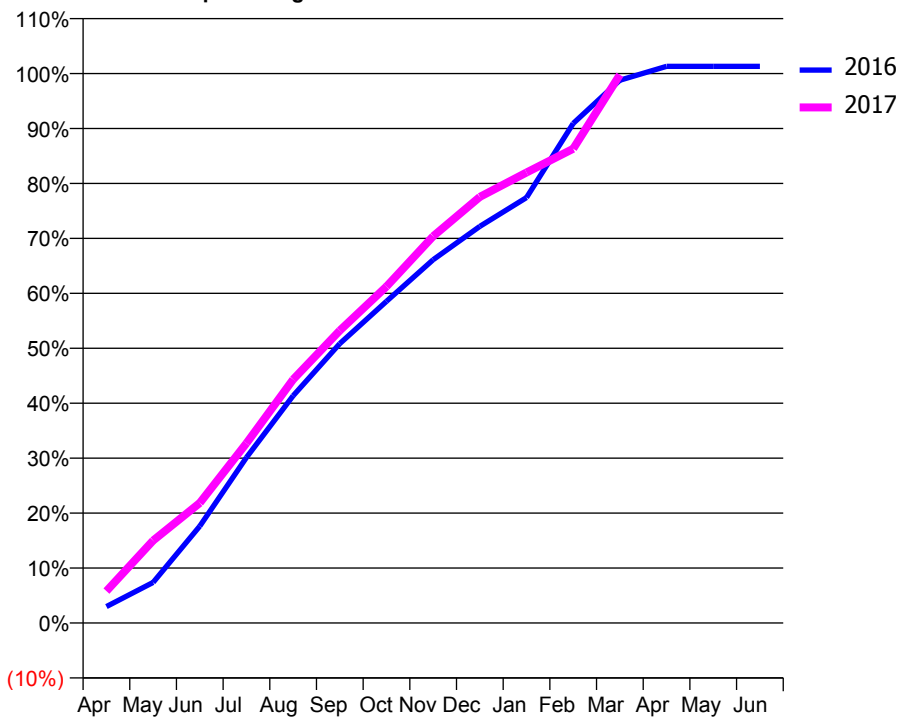
ACCESS*

Patients seen in 24 months	Total	Change since previous quarter
Quarter ending March 2016	3,563	
Quarter ending June 2016	3,514	↓
Quarter ending September 2016	3,529	→
Quarter ending December 2016	3,527	→
Quarter ending March 2017	3,355	↓
Variance since March 2016	(5.8%)	↓



ACTIVITY

Cumulative percentage of contracted UDA delivered 2016 & 2017



Month	Adjusted Scheduled Activity (UDA)	
	2016	2017
April	352	684
May	870	1,765
June	2,075	2,572
July	3,546	3,853
August	4,870	5,216
September	5,987	6,264
October	6,892	7,208
November	7,781	8,286
December	8,496	9,128
January	9,112	9,649
February	10,700	10,157
March	11,625	11,742
April	11,923	
May	11,923	
June	11,923	

QUALITY

	Quantity	Base Number	Contract	AT	Region	England
% of FP17s for the same patient ID Re-attending within 3 months - Children	145	1,241	11.7%	10.0%	12.0%	12.3%
% of FP17s for the same patient ID Re-attending within 3 months - Adults	676	4,363	15.5%	15.4%	16.0%	16.7%
% of FP17s for the same patient ID Re-attending between 3 & 9 months - Children	694	1,241	55.9%	51.1%	58.8%	57.6%
% of FP17s for the same patient ID Re-attending between 3 & 9 months - Adults	2,587	4,363	59.3%	46.4%	51.2%	50.1%
% of FP17s for Band 1 Urgent Courses	297	5,451	5.4%	8.1%	8.0%	9.1%
% of FP17s Relating to Free Repair or Replacements	96	5,451	1.8%	0.7%	0.8%	0.8%
% of FP17s Relating to Continuations	27	5,451	0.5%	0.9%	1.2%	1.2%
% of Patients satisfied with the dentistry they have received	4	4	N/A	92.1%	92.7%	92.8%
% of Patients satisfied with the time they had to wait for an appointment	4	4	N/A	90.3%	89.1%	88.7%

* This is based on patients treated on this contract for their most recent course of treatment. Figures in italics indicate the base number of FP17s or Patient Questionnaire responses are less than 100. N/A is shown where the base number of responses is less than 10 during the period. % is calculated as Quantity/Base number*100

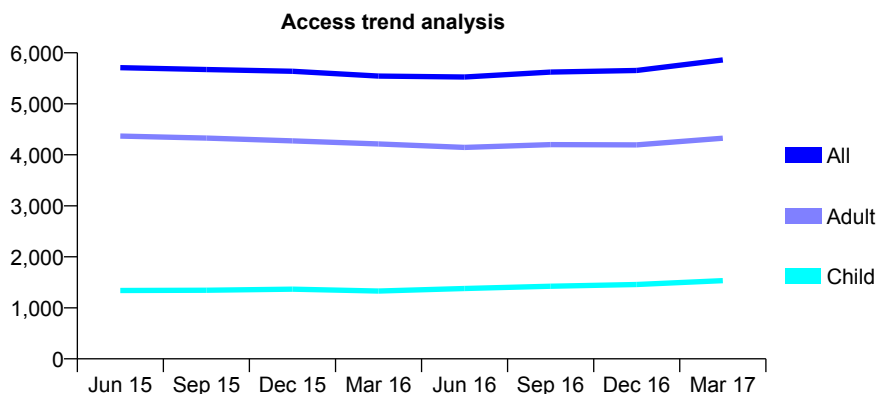
Q54 - Vital Signs At a Glance Contract Report for 173770/0001 - March 2017

Name or company name	Pentwyn Dental Surgery
Contract type name	GDS Contract
Purpose of contract	General
Contract start date	01/10/2012
Contract end date	

16/17 Contracted general activity (UDA)	19,415
Carry forward general activity (UDA)	-56
16/17 Contracted orthodontic activity (UOA)	0
Carry forward orthodontic activity (UOA)	0
Baseline contract value	£435,611.96

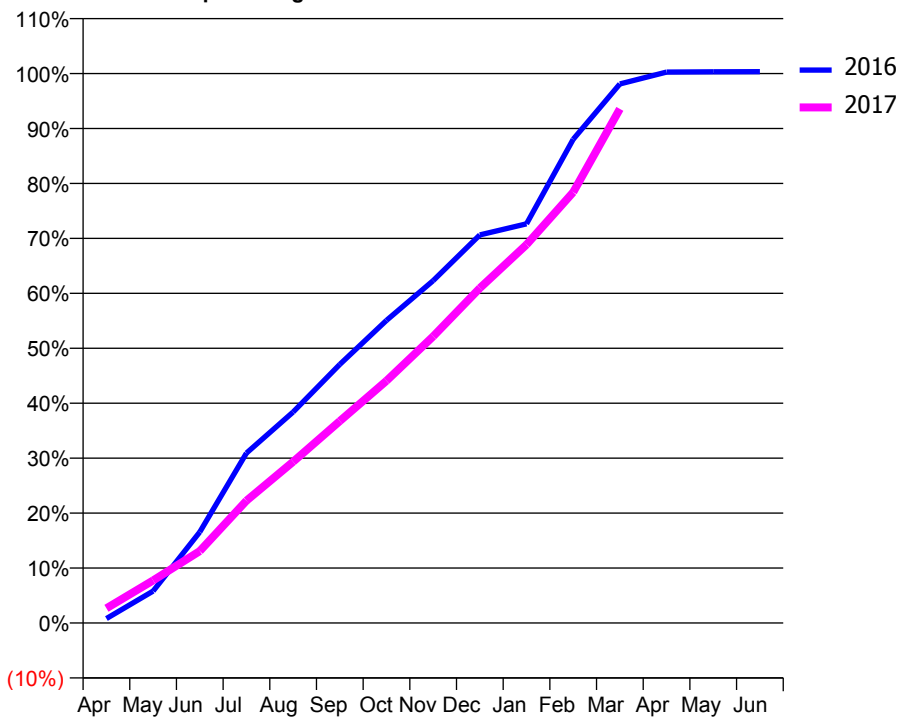
ACCESS*

Patients seen in 24 months	Total	Change since previous quarter
Quarter ending March 2016	5,543	
Quarter ending June 2016	5,525	→
Quarter ending September 2016	5,622	→
Quarter ending December 2016	5,653	→
Quarter ending March 2017	5,859	↑
Variance since March 2016	5.7%	↑



ACTIVITY

Cumulative percentage of contracted UDA delivered 2016 & 2017



Month	Adjusted Scheduled Activity (UDA)	
	2016	2017
April	141	522
May	1,018	1,504
June	2,905	2,544
July	5,423	4,321
August	6,734	5,700
September	8,251	7,137
October	9,654	8,558
November	10,924	10,127
December	12,382	11,834
January	12,736	13,369
February	15,433	15,221
March	17,199	18,163
April	17,577	
May	17,584	
June	17,586	

QUALITY

	Quantity	Base Number	Contract	AT	Region	England
% of FP17s for the same patient ID Re-attending within 3 months - Children	173	2,451	7.1%	10.0%	12.0%	12.3%
% of FP17s for the same patient ID Re-attending within 3 months - Adults	740	5,992	12.3%	15.4%	16.0%	16.7%
% of FP17s for the same patient ID Re-attending between 3 & 9 months - Children	1,405	2,451	57.3%	51.1%	58.8%	57.6%
% of FP17s for the same patient ID Re-attending between 3 & 9 months - Adults	3,254	5,992	54.3%	46.4%	51.2%	50.1%
% of FP17s for Band 1 Urgent Courses	478	8,244	5.8%	8.1%	8.0%	9.1%
% of FP17s Relating to Free Repair or Replacements	93	8,244	1.1%	0.7%	0.8%	0.8%
% of FP17s Relating to Continuations	67	8,244	0.8%	0.9%	1.2%	1.2%
% of Patients satisfied with the dentistry they have received	14	15	93.3%	92.1%	92.7%	92.8%
% of Patients satisfied with the time they had to wait for an appointment	14	15	93.3%	90.3%	89.1%	88.7%

* This is based on patients treated on this contract for their most recent course of treatment. Figures in italics indicate the base number of FP17s or Patient Questionnaire responses are less than 100. N/A is shown where the base number of responses is less than 10 during the period. % is calculated as Quantity/Base number*100

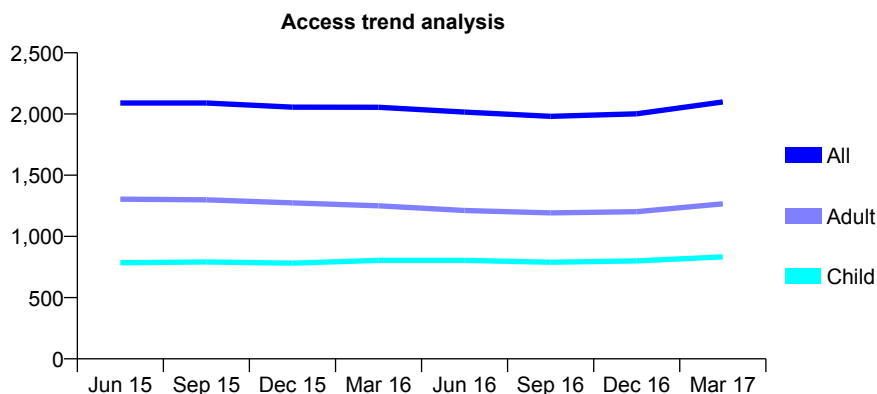
Q54 - Vital Signs At a Glance Contract Report for 175234/0001 - March 2017

Name or company name	Oakville Dental Partnership
Contract type name	GDS Contract
Purpose of contract	General
Contract start date	01/09/2010
Contract end date	

16/17 Contracted general activity (UDA)	5,768
Carry forward general activity (UDA)	-102
16/17 Contracted orthodontic activity (UOA)	0
Carry forward orthodontic activity (UOA)	0
Baseline contract value	£147,565.24

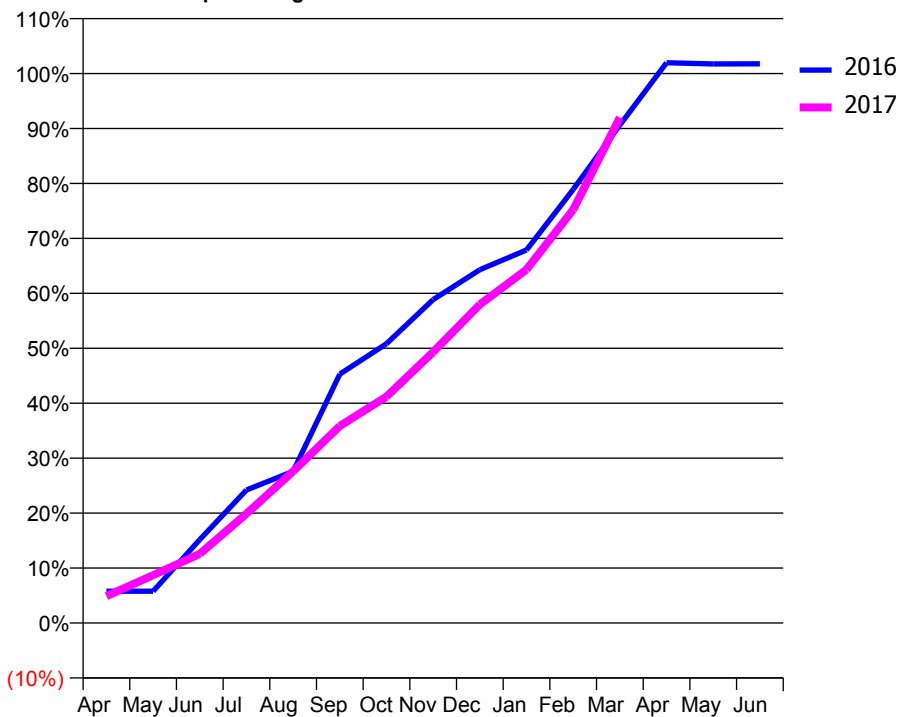
ACCESS*

Patients seen in 24 months	Total	Change since previous quarter
Quarter ending March 2016	2,055	
Quarter ending June 2016	2,016	↓
Quarter ending September 2016	1,981	↓
Quarter ending December 2016	2,002	→
Quarter ending March 2017	2,099	↑
Variance since March 2016	2.1%	↑



ACTIVITY

Cumulative percentage of contracted UDA delivered 2016 & 2017



Month	Adjusted Scheduled Activity (UDA)	
	2016	2017
April	333	282
May	333	502
June	876	726
July	1,396	1,146
August	1,592	1,592
September	2,613	2,068
October	2,931	2,376
November	3,396	2,845
December	3,708	3,343
January	3,916	3,711
February	4,551	4,338
March	5,227	5,306
April	5,881	
May	5,869	
June	5,870	

QUALITY

	Quantity	Base Number	Contract	AT	Region	England
% of FP17s for the same patient ID Re-attending within 3 months - Children	124	1,463	8.5%	10.0%	12.0%	12.3%
% of FP17s for the same patient ID Re-attending within 3 months - Adults	385	1,966	19.6%	15.4%	16.0%	16.7%
% of FP17s for the same patient ID Re-attending between 3 & 9 months - Children	1,002	1,463	68.5%	51.1%	58.8%	57.6%
% of FP17s for the same patient ID Re-attending between 3 & 9 months - Adults	1,164	1,966	59.2%	46.4%	51.2%	50.1%
% of FP17s for Band 1 Urgent Courses	115	2,492	4.6%	8.1%	8.0%	9.1%
% of FP17s Relating to Free Repair or Replacements	21	2,492	0.8%	0.7%	0.8%	0.8%
% of FP17s Relating to Continuations	91	2,492	3.7%	0.9%	1.2%	1.2%
% of Patients satisfied with the dentistry they have received	4	5	N/A	92.1%	92.7%	92.8%
% of Patients satisfied with the time they had to wait for an appointment	4	5	N/A	90.3%	89.1%	88.7%

* This is based on patients treated on this contract for their most recent course of treatment. Figures in italics indicate the base number of FP17s or Patient Questionnaire responses are less than 100. N/A is shown where the base number of responses is less than 10 during the period. % is calculated as Quantity/Base number*100

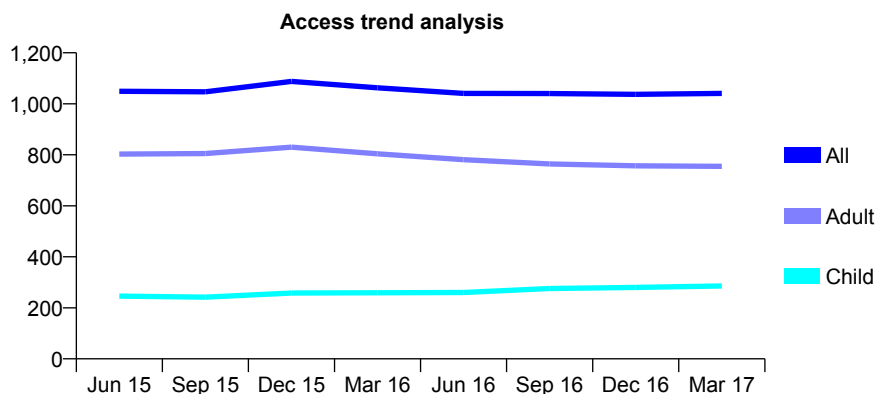
Q54 - Vital Signs At a Glance Contract Report for 176745/0001 - March 2017

Name or company name	Dr V Ansari & Dr N kimberlin
Contract type name	GDS Contract
Purpose of contract	General and Orthodontic
Contract start date	01/04/2012
Contract end date	

16/17 Contracted general activity (UDA)	3,216
Carry forward general activity (UDA)	0
16/17 Contracted orthodontic activity (UOA)	2,050
Carry forward orthodontic activity (UOA)	-18
Baseline contract value	£215,264.83

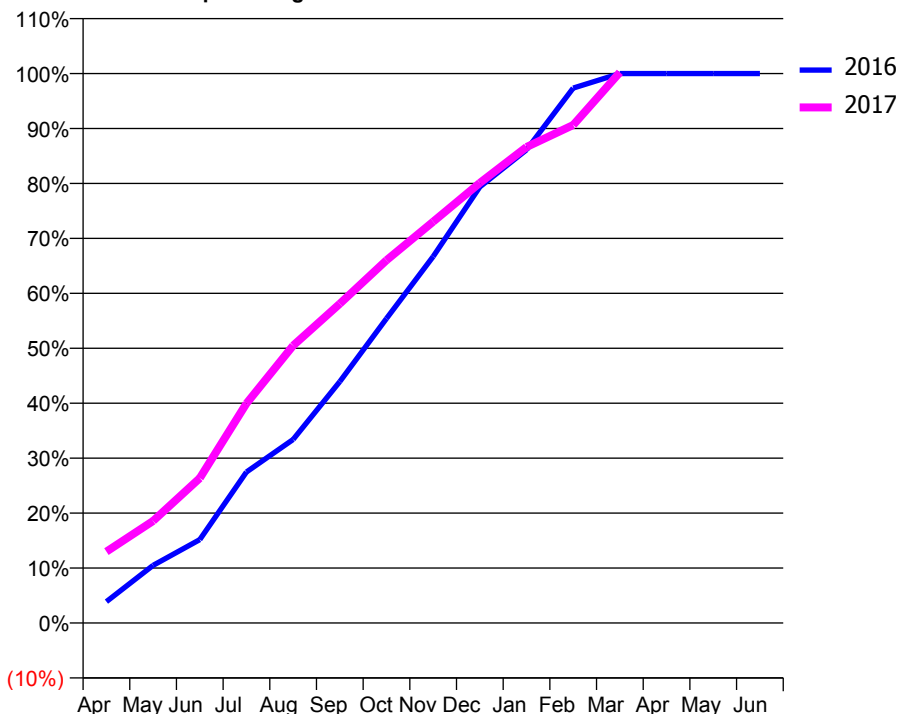
ACCESS*

Patients seen in 24 months	Total	Change since previous quarter
Quarter ending March 2016	1,063	
Quarter ending June 2016	1,041	↓
Quarter ending September 2016	1,040	→
Quarter ending December 2016	1,037	→
Quarter ending March 2017	1,041	→
Variance since March 2016	(2.1%)	↓



ACTIVITY

Cumulative percentage of contracted UDA delivered 2016 & 2017



Month	Adjusted Scheduled Activity (UDA)	
	2016	2017
April	125	418
May	337	598
June	488	848
July	884	1,285
August	1,074	1,624
September	1,413	1,869
October	1,782	2,123
November	2,145	2,349
December	2,552	2,576
January	2,769	2,786
February	3,131	2,914
March	3,216	3,223
April	3,216	
May	3,216	
June	3,216	

QUALITY

	Quantity	Base Number	Contract	AT	Region	England
% of FP17s for the same patient ID Re-attending within 3 months - Children	24	656	3.7%	10.0%	12.0%	12.3%
% of FP17s for the same patient ID Re-attending within 3 months - Adults	83	855	9.7%	15.4%	16.0%	16.7%
% of FP17s for the same patient ID Re-attending between 3 & 9 months - Children	150	656	22.9%	51.1%	58.8%	57.6%
% of FP17s for the same patient ID Re-attending between 3 & 9 months - Adults	446	855	52.2%	46.4%	51.2%	50.1%
% of FP17s for Band 1 Urgent Courses	29	1,208	2.4%	8.1%	8.0%	9.1%
% of FP17s Relating to Free Repair or Replacements	0	1,208	0.0%	0.7%	0.8%	0.8%
% of FP17s Relating to Continuations	10	1,208	0.8%	0.9%	1.2%	1.2%
% of Patients satisfied with the dentistry they have received	4	4	N/A	92.1%	92.7%	92.8%
% of Patients satisfied with the time they had to wait for an appointment	4	4	N/A	90.3%	89.1%	88.7%

* This is based on patients treated on this contract for their most recent course of treatment. Figures in italics indicate the base number of FP17s or Patient Questionnaire responses are less than 100. N/A is shown where the base number of responses is less than 10 during the period. % is calculated as Quantity/Base number*100

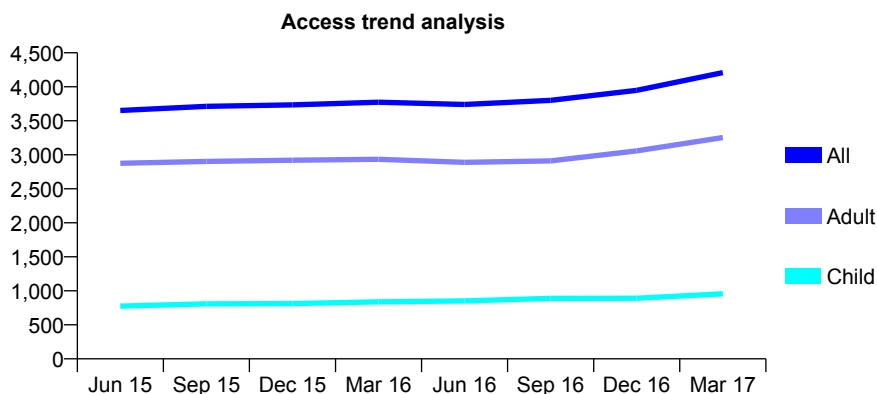
Q54 - Vital Signs At a Glance Contract Report for 176753/0001 - March 2017

Name or company name	Roseville Dental Practice
Contract type name	GDS Contract
Purpose of contract	General
Contract start date	01/06/2010
Contract end date	

16/17 Contracted general activity (UDA)	10,949
Carry forward general activity (UDA)	28
16/17 Contracted orthodontic activity (UOA)	0
Carry forward orthodontic activity (UOA)	0
Baseline contract value	£247,932.45

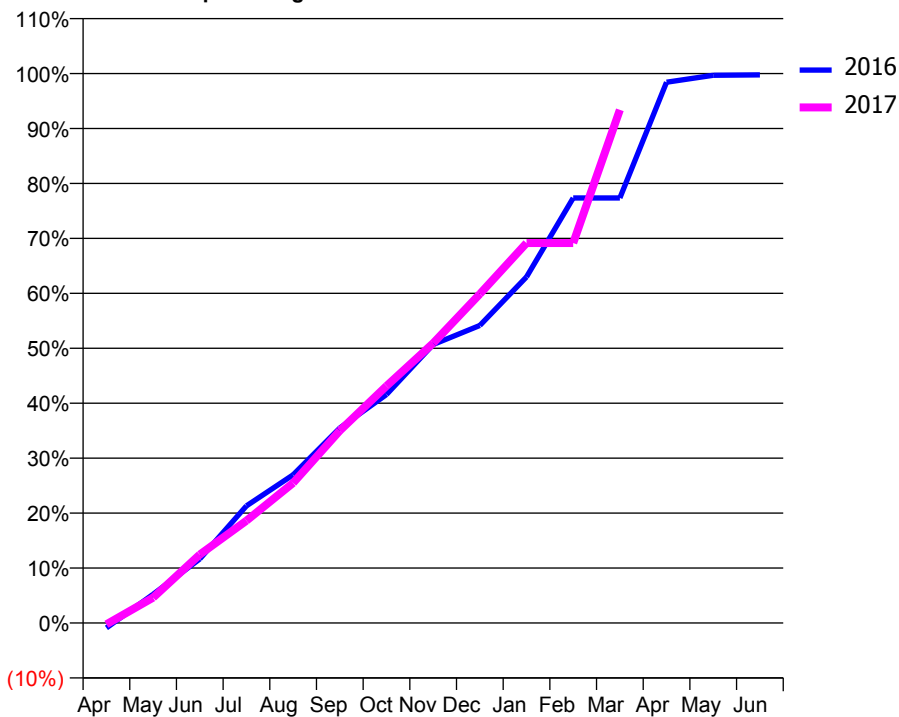
ACCESS*

Patients seen in 24 months	Total	Change since previous quarter
Quarter ending March 2016	3,774	
Quarter ending June 2016	3,741	→
Quarter ending September 2016	3,801	→
Quarter ending December 2016	3,949	↑
Quarter ending March 2017	4,208	↑
Variance since March 2016	11.5%	↑



ACTIVITY

Cumulative percentage of contracted UDA delivered 2016 & 2017



Month	Adjusted Scheduled Activity (UDA)	
	2016	2017
April	-101	-28
May	572	506
June	1,277	1,364
July	2,335	2,039
August	2,952	2,792
September	3,886	3,834
October	4,553	4,724
November	5,549	5,575
December	5,929	6,555
January	6,897	7,572
February	8,470	7,572
March	8,470	10,226
April	10,776	
May	10,915	
June	10,921	

QUALITY

	Quantity	Base Number	Contract	AT	Region	England
% of FP17s for the same patient ID Re-attending within 3 months - Children	102	1,280	8.0%	10.0%	12.0%	12.3%
% of FP17s for the same patient ID Re-attending within 3 months - Adults	771	4,526	17.0%	15.4%	16.0%	16.7%
% of FP17s for the same patient ID Re-attending between 3 & 9 months - Children	498	1,280	38.9%	51.1%	58.8%	57.6%
% of FP17s for the same patient ID Re-attending between 3 & 9 months - Adults	1,932	4,526	42.7%	46.4%	51.2%	50.1%
% of FP17s for Band 1 Urgent Courses	740	4,372	16.9%	8.1%	8.0%	9.1%
% of FP17s Relating to Free Repair or Replacements	17	4,372	0.4%	0.7%	0.8%	0.8%
% of FP17s Relating to Continuations	39	4,372	0.9%	0.9%	1.2%	1.2%
% of Patients satisfied with the dentistry they have received	6	7	N/A	92.1%	92.7%	92.8%
% of Patients satisfied with the time they had to wait for an appointment	6	7	N/A	90.3%	89.1%	88.7%

* This is based on patients treated on this contract for their most recent course of treatment. Figures in italics indicate the base number of FP17s or Patient Questionnaire responses are less than 100. N/A is shown where the base number of responses is less than 10 during the period. % is calculated as Quantity/Base number*100

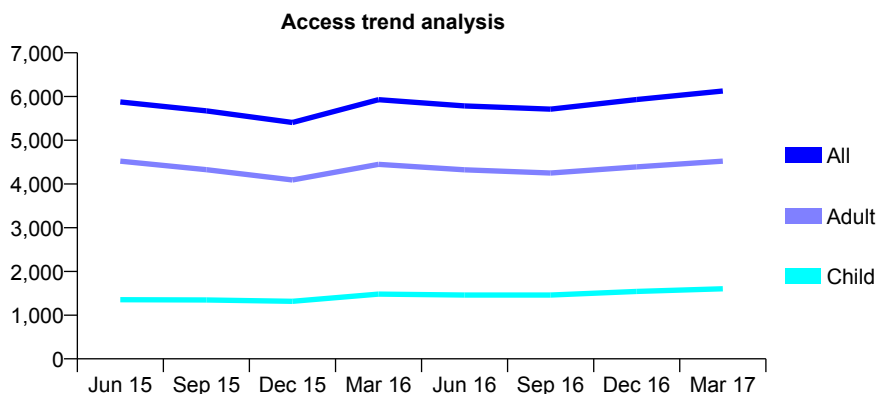
Q54 - Vital Signs At a Glance Contract Report for 177407/0001 - March 2017

Name or company name	BST Partnership
Contract type name	PDS Plus Contract
Purpose of contract	General
Contract start date	01/01/2011
Contract end date	31/12/2020

16/17 Contracted general activity (UDA)	14,000
Carry forward general activity (UDA)	0
16/17 Contracted orthodontic activity (UOA)	0
Carry forward orthodontic activity (UOA)	0
Baseline contract value	£176,154.51

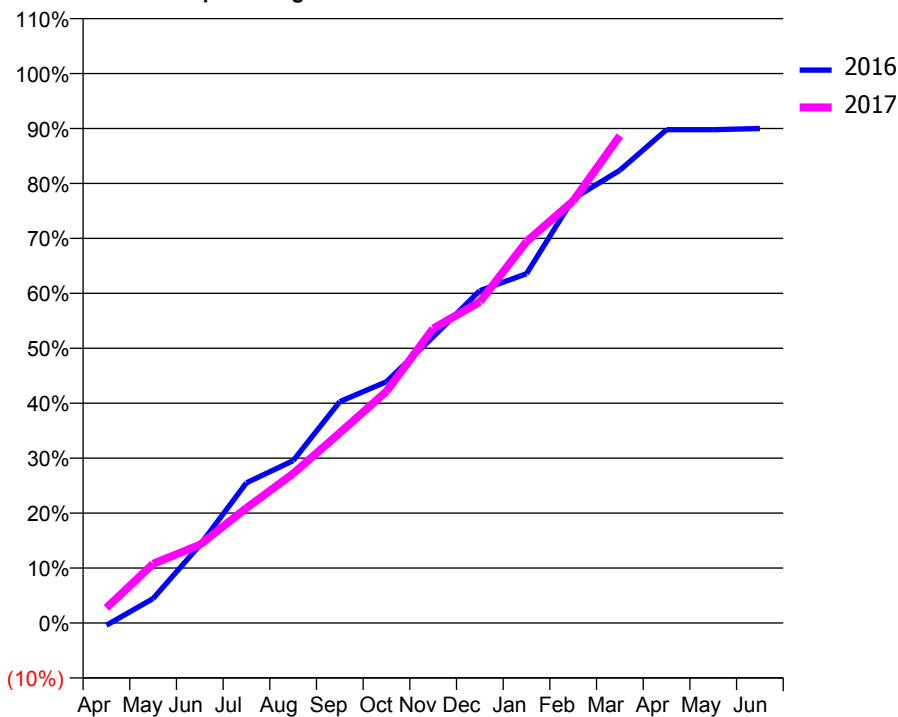
ACCESS*

Patients seen in 24 months	Total	Change since previous quarter
Quarter ending March 2016	5,929	
Quarter ending June 2016	5,785	↓
Quarter ending September 2016	5,711	↓
Quarter ending December 2016	5,932	↑
Quarter ending March 2017	6,126	↑
Variance since March 2016	3.3%	↑



ACTIVITY

Cumulative percentage of contracted UDA delivered 2016 & 2017



Month	Adjusted Scheduled Activity (UDA)	
	2016	2017
April	-59	385
May	625	1,511
June	1,984	1,992
July	3,573	2,931
August	4,138	3,808
September	5,640	4,845
October	6,148	5,902
November	7,294	7,504
December	8,469	8,182
January	8,901	9,717
February	10,808	10,754
March	11,537	12,414
April	12,567	
May	12,569	
June	12,599	

QUALITY

	Quantity	Base Number	Contract	AT	Region	England
% of FP17s for the same patient ID Re-attending within 3 months - Children	186	2,169	8.6%	10.0%	12.0%	12.3%
% of FP17s for the same patient ID Re-attending within 3 months - Adults	1,111	5,813	19.1%	15.4%	16.0%	16.7%
% of FP17s for the same patient ID Re-attending between 3 & 9 months - Children	920	2,169	42.4%	51.1%	58.8%	57.6%
% of FP17s for the same patient ID Re-attending between 3 & 9 months - Adults	2,127	5,813	36.6%	46.4%	51.2%	50.1%
% of FP17s for Band 1 Urgent Courses	936	6,611	14.2%	8.1%	8.0%	9.1%
% of FP17s Relating to Free Repair or Replacements	37	6,611	0.6%	0.7%	0.8%	0.8%
% of FP17s Relating to Continuations	182	6,611	2.8%	0.9%	1.2%	1.2%
% of Patients satisfied with the dentistry they have received	4	5	N/A	92.1%	92.7%	92.8%
% of Patients satisfied with the time they had to wait for an appointment	3	5	N/A	90.3%	89.1%	88.7%

* This is based on patients treated on this contract for their most recent course of treatment. Figures in italics indicate the base number of FP17s or Patient Questionnaire responses are less than 100. N/A is shown where the base number of responses is less than 10 during the period. % is calculated as Quantity/Base number*100

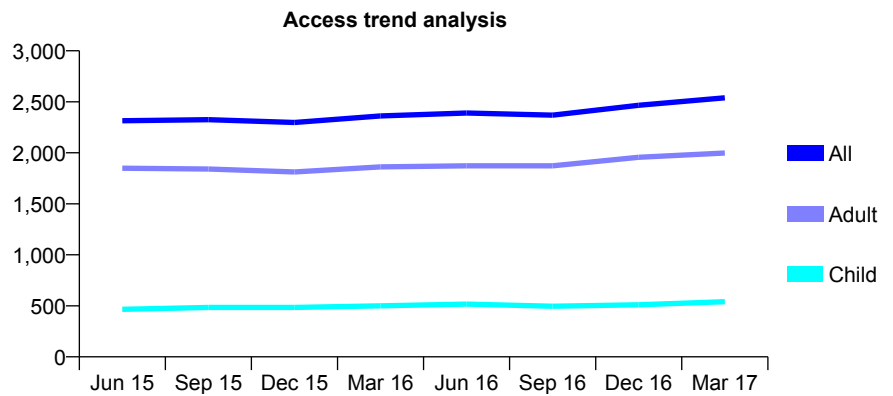
Q54 - Vital Signs At a Glance Contract Report for 177407/0003 - March 2017

Name or company name	BST Partnership
Contract type name	GDS Contract
Purpose of contract	General
Contract start date	01/04/2012
Contract end date	

16/17 Contracted general activity (UDA)	7,350
Carry forward general activity (UDA)	0
16/17 Contracted orthodontic activity (UOA)	0
Carry forward orthodontic activity (UOA)	0
Baseline contract value	£159,336.61

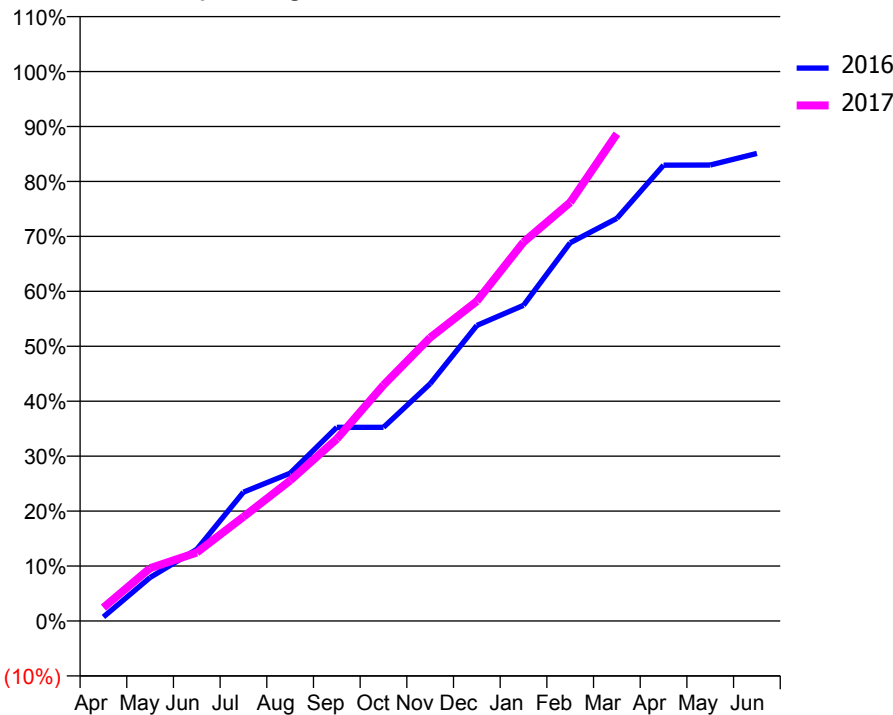
ACCESS*

Patients seen in 24 months	Total	Change since previous quarter
Quarter ending March 2016	2,362	
Quarter ending June 2016	2,390	→
Quarter ending September 2016	2,369	→
Quarter ending December 2016	2,466	↑
Quarter ending March 2017	2,539	↑
Variance since March 2016	7.5%	↑



ACTIVITY

Cumulative percentage of contracted UDA delivered 2016 & 2017



Month	Adjusted Scheduled Activity (UDA)	
	2016	2017
April	55	179
May	582	708
June	958	916
July	1,724	1,394
August	1,977	1,880
September	2,591	2,435
October	2,591	3,156
November	3,175	3,792
December	3,953	4,279
January	4,222	5,068
February	5,060	5,600
March	5,385	6,516
April	6,097	
May	6,099	
June	6,254	

QUALITY

	Quantity	Base Number	Contract	AT	Region	England
% of FP17s for the same patient ID Re-attending within 3 months - Children	39	770	5.1%	10.0%	12.0%	12.3%
% of FP17s for the same patient ID Re-attending within 3 months - Adults	355	2,771	12.8%	15.4%	16.0%	16.7%
% of FP17s for the same patient ID Re-attending between 3 & 9 months - Children	432	770	56.1%	51.1%	58.8%	57.6%
% of FP17s for the same patient ID Re-attending between 3 & 9 months - Adults	1,438	2,771	51.9%	46.4%	51.2%	50.1%
% of FP17s for Band 1 Urgent Courses	275	3,178	8.7%	8.1%	8.0%	9.1%
% of FP17s Relating to Free Repair or Replacements	39	3,178	1.2%	0.7%	0.8%	0.8%
% of FP17s Relating to Continuations	33	3,178	1.0%	0.9%	1.2%	1.2%
% of Patients satisfied with the dentistry they have received	5	5	N/A	92.1%	92.7%	92.8%
% of Patients satisfied with the time they had to wait for an appointment	5	5	N/A	90.3%	89.1%	88.7%

* This is based on patients treated on this contract for their most recent course of treatment. Figures in italics indicate the base number of FP17s or Patient Questionnaire responses are less than 100. N/A is shown where the base number of responses is less than 10 during the period. % is calculated as Quantity/Base number*100

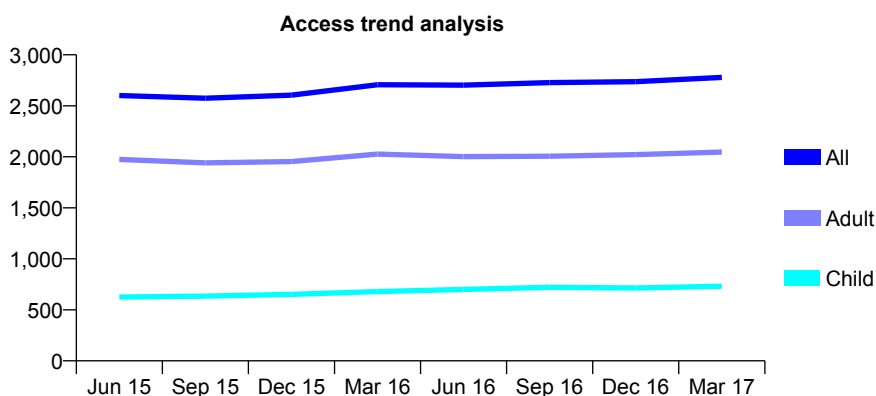
Q54 - Vital Signs At a Glance Contract Report for 177407/0004 - March 2017

Name or company name	BST Partnership
Contract type name	PDS Plus Contract
Purpose of contract	General
Contract start date	01/04/2012
Contract end date	31/03/2017

16/17 Contracted general activity (UDA)	7,000
Carry forward general activity (UDA)	-140
16/17 Contracted orthodontic activity (UOA)	0
Carry forward orthodontic activity (UOA)	0
Baseline contract value	£94,205.63

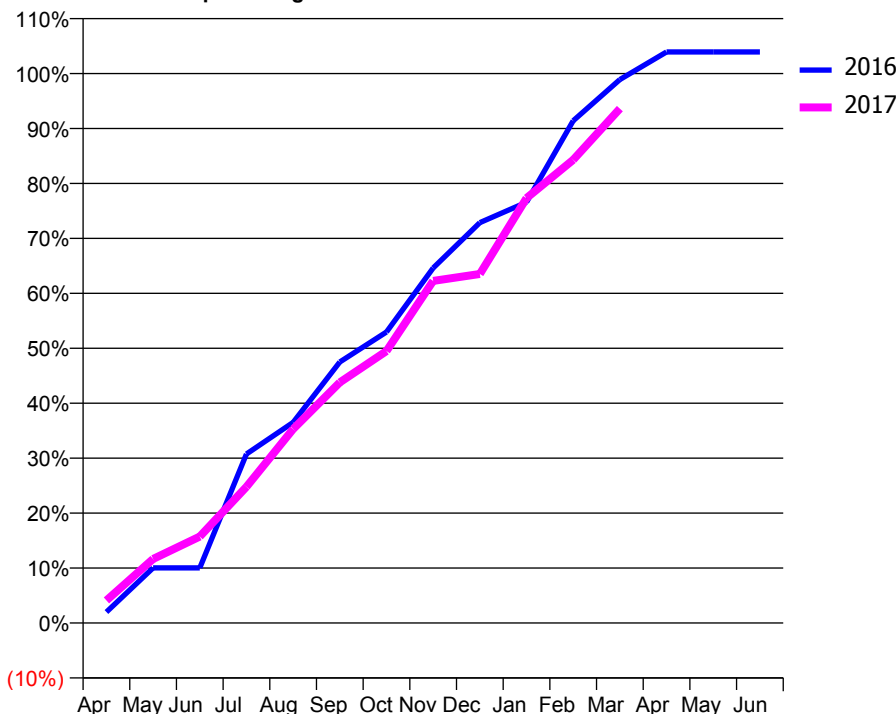
ACCESS*

Patients seen in 24 months	Total	Change since previous quarter
Quarter ending March 2016	2,706	
Quarter ending June 2016	2,702	→
Quarter ending September 2016	2,727	→
Quarter ending December 2016	2,737	→
Quarter ending March 2017	2,778	→
Variance since March 2016	2.7%	↑



ACTIVITY

Cumulative percentage of contracted UDA delivered 2016 & 2017



Month	Adjusted Scheduled Activity (UDA)	
	2016	2017
April	140	287
May	702	816
June	702	1,101
July	2,152	1,736
August	2,556	2,471
September	3,324	3,066
October	3,707	3,465
November	4,522	4,358
December	5,100	4,447
January	5,360	5,414
February	6,397	5,900
March	6,923	6,553
April	7,275	
May	7,275	
June	7,275	

QUALITY

	Quantity	Base Number	Contract	AT	Region	England
% of FP17s for the same patient ID Re-attending within 3 months - Children	36	824	4.4%	10.0%	12.0%	12.3%
% of FP17s for the same patient ID Re-attending within 3 months - Adults	236	2,311	10.2%	15.4%	16.0%	16.7%
% of FP17s for the same patient ID Re-attending between 3 & 9 months - Children	424	824	51.5%	51.1%	58.8%	57.6%
% of FP17s for the same patient ID Re-attending between 3 & 9 months - Adults	1,168	2,311	50.5%	46.4%	51.2%	50.1%
% of FP17s for Band 1 Urgent Courses	257	2,993	8.6%	8.1%	8.0%	9.1%
% of FP17s Relating to Free Repair or Replacements	25	2,993	0.8%	0.7%	0.8%	0.8%
% of FP17s Relating to Continuations	31	2,993	1.0%	0.9%	1.2%	1.2%
% of Patients satisfied with the dentistry they have received	4	5	N/A	92.1%	92.7%	92.8%
% of Patients satisfied with the time they had to wait for an appointment	5	5	N/A	90.3%	89.1%	88.7%

* This is based on patients treated on this contract for their most recent course of treatment. Figures in italics indicate the base number of FP17s or Patient Questionnaire responses are less than 100. N/A is shown where the base number of responses is less than 10 during the period. % is calculated as Quantity/Base number*100

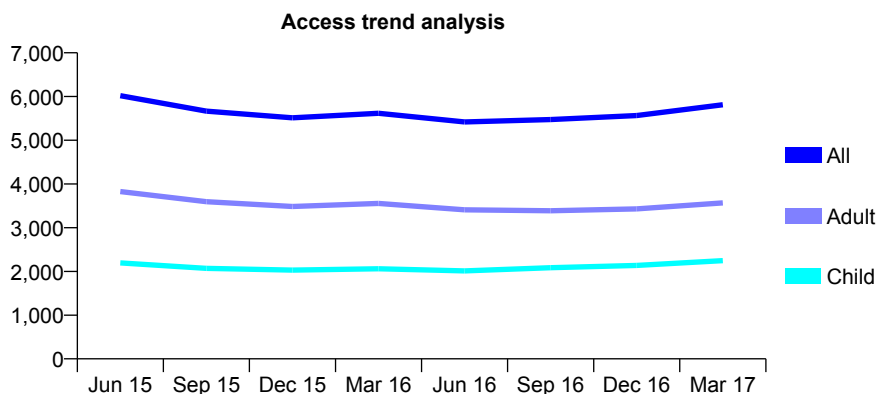
Q54 - Vital Signs At a Glance Contract Report for 177407/0005 - March 2017

Name or company name	BST Partnership
Contract type name	GDS Contract
Purpose of contract	General
Contract start date	01/04/2013
Contract end date	

16/17 Contracted general activity (UDA)	15,774
Carry forward general activity (UDA)	-2
16/17 Contracted orthodontic activity (UOA)	0
Carry forward orthodontic activity (UOA)	0
Baseline contract value	£374,493.13

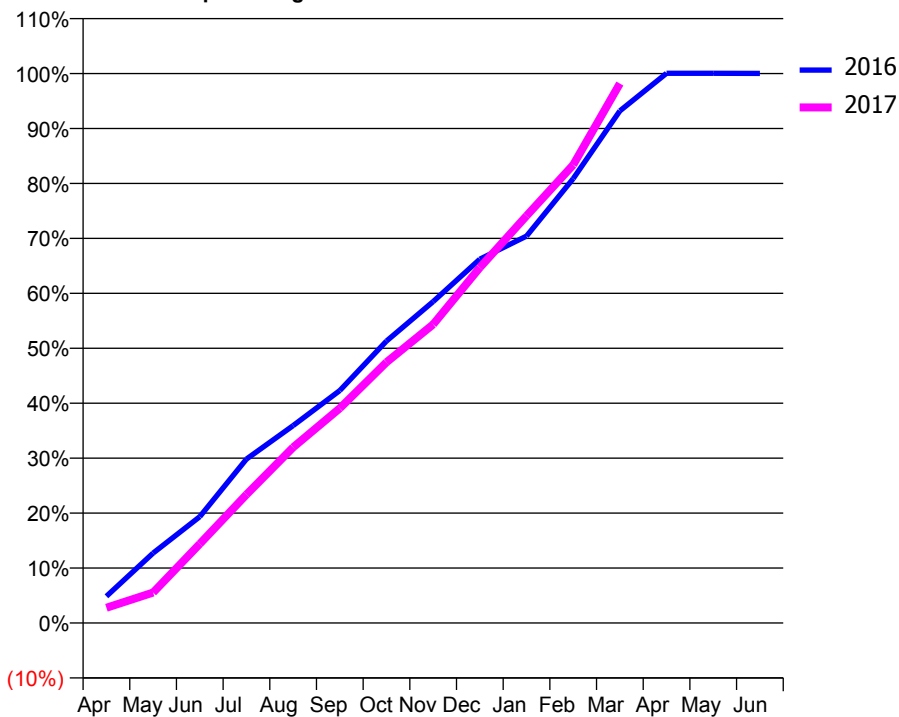
ACCESS*

Patients seen in 24 months	Total	Change since previous quarter
Quarter ending March 2016	5,616	
Quarter ending June 2016	5,420	↓
Quarter ending September 2016	5,472	→
Quarter ending December 2016	5,565	→
Quarter ending March 2017	5,812	↑
Variance since March 2016	3.5%	↑



ACTIVITY

Cumulative percentage of contracted UDA delivered 2016 & 2017



Month	Adjusted Scheduled Activity (UDA)	
	2016	2017
April	766	439
May	2,007	875
June	3,053	2,271
July	4,707	3,687
August	5,668	5,044
September	6,674	6,165
October	8,094	7,485
November	9,229	8,574
December	10,444	10,205
January	11,105	11,689
February	12,757	13,151
March	14,700	15,485
April	15,782	
May	15,782	
June	15,776	

QUALITY

	Quantity	Base Number	Contract	AT	Region	England
% of FP17s for the same patient ID Re-attending within 3 months - Children	184	2,542	7.2%	10.0%	12.0%	12.3%
% of FP17s for the same patient ID Re-attending within 3 months - Adults	688	3,913	17.6%	15.4%	16.0%	16.7%
% of FP17s for the same patient ID Re-attending between 3 & 9 months - Children	681	2,542	26.8%	51.1%	58.8%	57.6%
% of FP17s for the same patient ID Re-attending between 3 & 9 months - Adults	1,006	3,913	25.7%	46.4%	51.2%	50.1%
% of FP17s for Band 1 Urgent Courses	725	6,050	12.0%	8.1%	8.0%	9.1%
% of FP17s Relating to Free Repair or Replacements	0	6,050	0.0%	0.7%	0.8%	0.8%
% of FP17s Relating to Continuations	0	6,050	0.0%	0.9%	1.2%	1.2%
% of Patients satisfied with the dentistry they have received	7	7	N/A	92.1%	92.7%	92.8%
% of Patients satisfied with the time they had to wait for an appointment	5	7	N/A	90.3%	89.1%	88.7%

* This is based on patients treated on this contract for their most recent course of treatment. Figures in italics indicate the base number of FP17s or Patient Questionnaire responses are less than 100. N/A is shown where the base number of responses is less than 10 during the period. % is calculated as Quantity/Base number*100

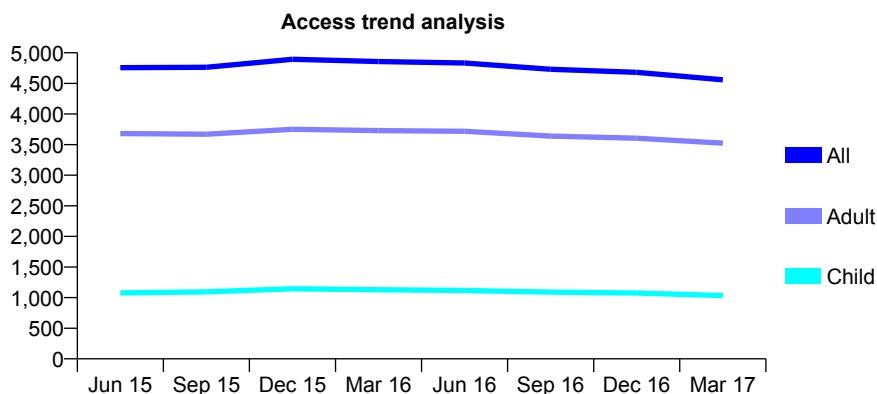
Q54 - Vital Signs At a Glance Contract Report for 178853/0001 - March 2017

Name or company name	OraCo Ltd
Contract type name	GDS Contract
Purpose of contract	General
Contract start date	01/04/2011
Contract end date	

16/17 Contracted general activity (UDA)	14,447
Carry forward general activity (UDA)	-289
16/17 Contracted orthodontic activity (UOA)	0
Carry forward orthodontic activity (UOA)	0
Baseline contract value	£400,184.51

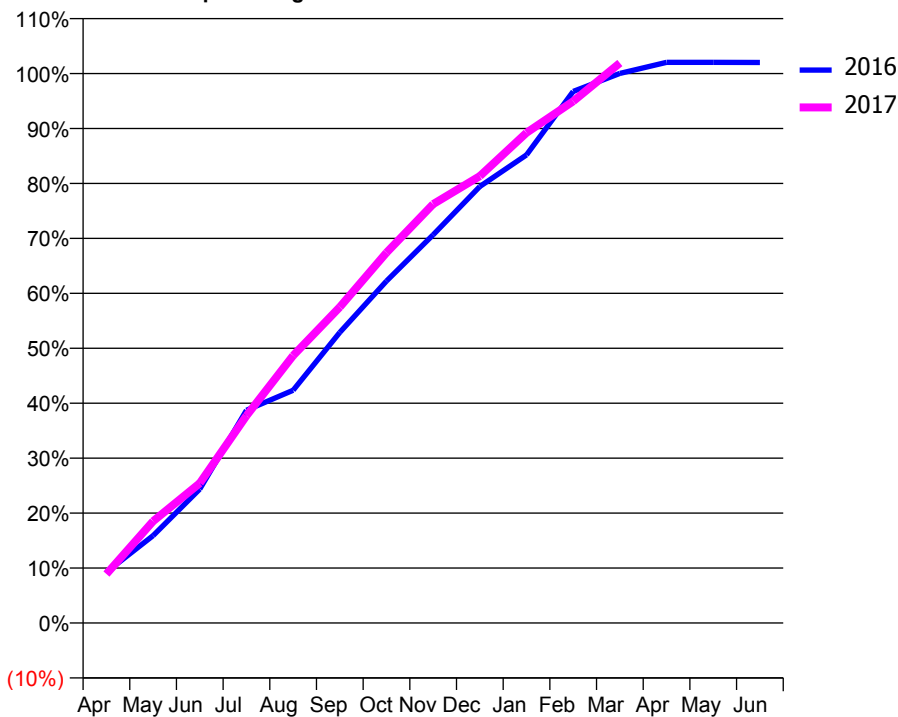
ACCESS*

Patients seen in 24 months	Total	Change since previous quarter
Quarter ending March 2016	4,858	
Quarter ending June 2016	4,833	→
Quarter ending September 2016	4,730	↓
Quarter ending December 2016	4,680	↓
Quarter ending March 2017	4,558	↓
Variance since March 2016	(6.2%)	↓



ACTIVITY

Cumulative percentage of contracted UDA delivered 2016 & 2017



Month	Adjusted Scheduled Activity (UDA)	
	2016	2017
April	1,337	1,288
May	2,297	2,677
June	3,520	3,677
July	5,593	5,449
August	6,120	7,030
September	7,642	8,308
October	8,991	9,737
November	10,207	11,014
December	11,477	11,750
January	12,308	12,888
February	13,978	13,717
March	14,450	14,724
April	14,739	
May	14,739	
June	14,736	

QUALITY

	Quantity	Base Number	Contract	AT	Region	England
% of FP17s for the same patient ID Re-attending within 3 months - Children	58	1,543	3.8%	10.0%	12.0%	12.3%
% of FP17s for the same patient ID Re-attending within 3 months - Adults	747	4,880	15.3%	15.4%	16.0%	16.7%
% of FP17s for the same patient ID Re-attending between 3 & 9 months - Children	968	1,543	62.7%	51.1%	58.8%	57.6%
% of FP17s for the same patient ID Re-attending between 3 & 9 months - Adults	2,598	4,880	53.2%	46.4%	51.2%	50.1%
% of FP17s for Band 1 Urgent Courses	393	6,305	6.2%	8.1%	8.0%	9.1%
% of FP17s Relating to Free Repair or Replacements	108	6,305	1.7%	0.7%	0.8%	0.8%
% of FP17s Relating to Continuations	51	6,305	0.8%	0.9%	1.2%	1.2%
% of Patients satisfied with the dentistry they have received	9	10	90.0%	92.1%	92.7%	92.8%
% of Patients satisfied with the time they had to wait for an appointment	9	10	90.0%	90.3%	89.1%	88.7%

* This is based on patients treated on this contract for their most recent course of treatment. Figures in italics indicate the base number of FP17s or Patient Questionnaire responses are less than 100. N/A is shown where the base number of responses is less than 10 during the period. % is calculated as Quantity/Base number*100

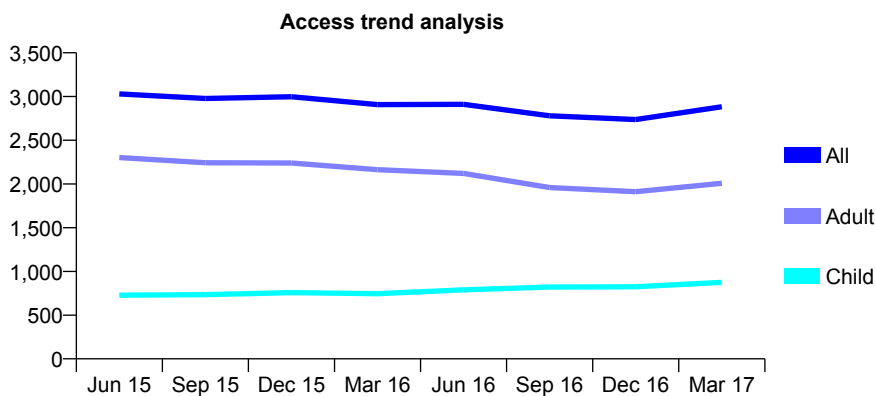
Q54 - Vital Signs At a Glance Contract Report for 180009/0001 - March 2017

Name or company name	Aesthetic Dental Implant Surgery
Contract type name	GDS Contract
Purpose of contract	General
Contract start date	01/11/2011
Contract end date	

16/17 Contracted general activity (UDA)	4,305
Carry forward general activity (UDA)	-12
16/17 Contracted orthodontic activity (UOA)	0
Carry forward orthodontic activity (UOA)	0
Baseline contract value	£97,038.09

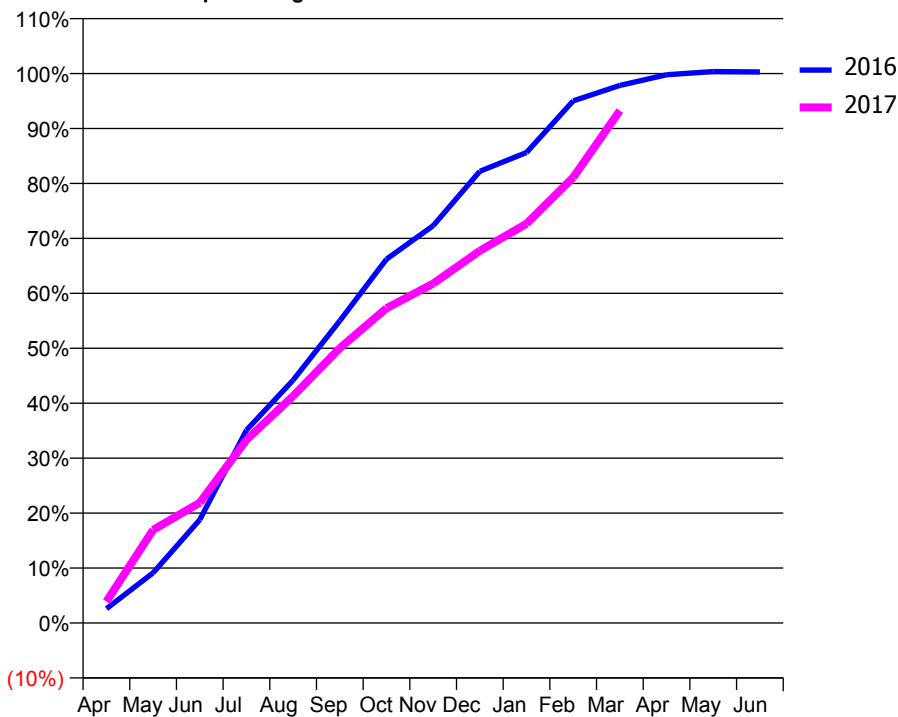
ACCESS*

Patients seen in 24 months	Total	Change since previous quarter
Quarter ending March 2016	2,908	
Quarter ending June 2016	2,910	→
Quarter ending September 2016	2,780	↓
Quarter ending December 2016	2,736	↓
Quarter ending March 2017	2,883	↑
Variance since March 2016	(0.9%)	→



ACTIVITY

Cumulative percentage of contracted UDA delivered 2016 & 2017



Month	Adjusted Scheduled Activity (UDA)	
	2016	2017
April	113	169
May	393	730
June	809	943
July	1,511	1,435
August	1,903	1,779
September	2,368	2,154
October	2,850	2,466
November	3,113	2,660
December	3,539	2,917
January	3,686	3,128
February	4,091	3,491
March	4,212	4,014
April	4,295	
May	4,320	
June	4,317	

QUALITY

	Quantity	Base Number	Contract	AT	Region	England
% of FP17s for the same patient ID Re-attending within 3 months - Children	99	1,091	9.1%	10.0%	12.0%	12.3%
% of FP17s for the same patient ID Re-attending within 3 months - Adults	446	1,980	22.5%	15.4%	16.0%	16.7%
% of FP17s for the same patient ID Re-attending between 3 & 9 months - Children	432	1,091	39.6%	51.1%	58.8%	57.6%
% of FP17s for the same patient ID Re-attending between 3 & 9 months - Adults	431	1,980	21.8%	46.4%	51.2%	50.1%
% of FP17s for Band 1 Urgent Courses	277	1,984	14.0%	8.1%	8.0%	9.1%
% of FP17s Relating to Free Repair or Replacements	9	1,984	0.5%	0.7%	0.8%	0.8%
% of FP17s Relating to Continuations	20	1,984	1.0%	0.9%	1.2%	1.2%
% of Patients satisfied with the dentistry they have received	0	0	N/A	92.1%	92.7%	92.8%
% of Patients satisfied with the time they had to wait for an appointment	0	0	N/A	90.3%	89.1%	88.7%

* This is based on patients treated on this contract for their most recent course of treatment. Figures in italics indicate the base number of FP17s or Patient Questionnaire responses are less than 100. N/A is shown where the base number of responses is less than 10 during the period. % is calculated as Quantity/Base number*100

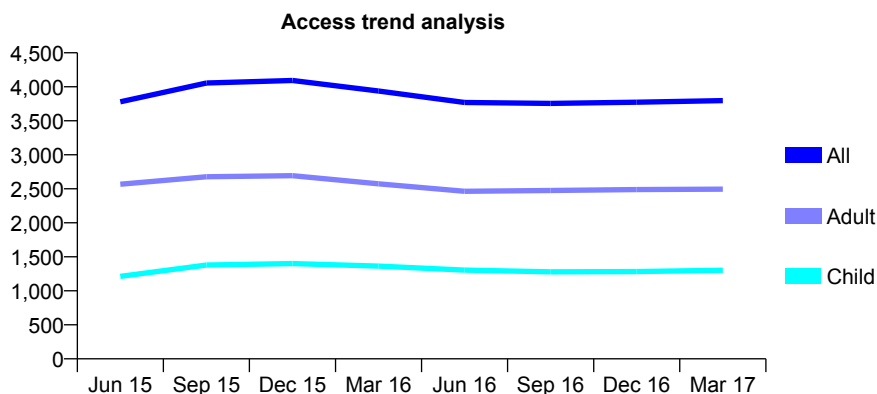
Q54 - Vital Signs At a Glance Contract Report for 180017/0001 - March 2017

Name or company name	Dr AS Bhandal, Dr Balbir Bhandal & Dr Balj
Contract type name	GDS Contract
Purpose of contract	General
Contract start date	28/05/2010
Contract end date	

16/17 Contracted general activity (UDA)	10,544
Carry forward general activity (UDA)	131
16/17 Contracted orthodontic activity (UOA)	0
Carry forward orthodontic activity (UOA)	0
Baseline contract value	£242,126.35

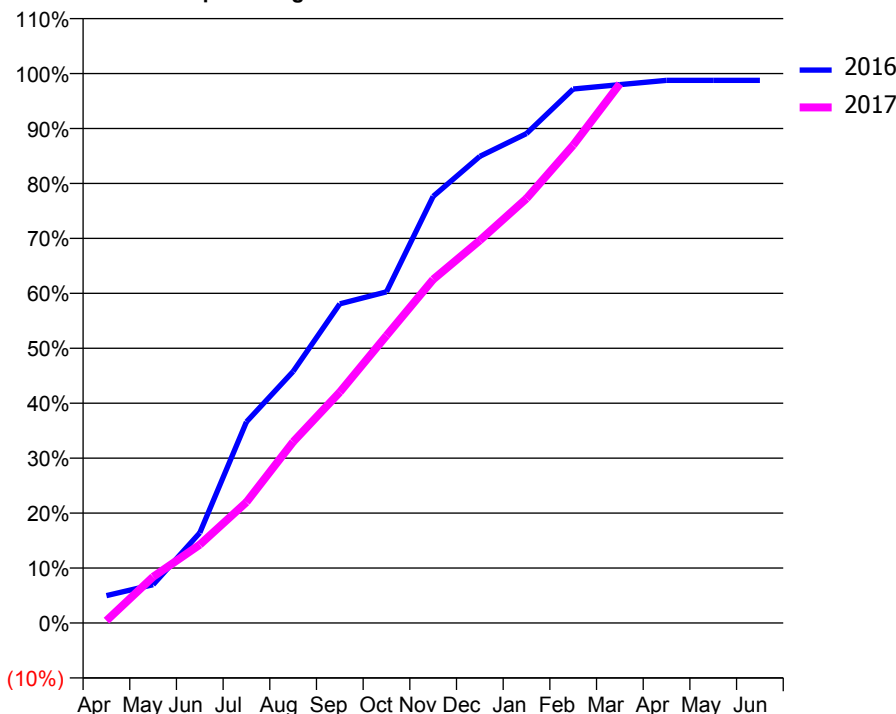
ACCESS*

Patients seen in 24 months	Total	Change since previous quarter
Quarter ending March 2016	3,938	
Quarter ending June 2016	3,769	↓
Quarter ending September 2016	3,756	→
Quarter ending December 2016	3,773	→
Quarter ending March 2017	3,797	→
Variance since March 2016	(3.6%)	↓



ACTIVITY

Cumulative percentage of contracted UDA delivered 2016 & 2017



Adjusted Scheduled Activity (UDA)

Month	2016	2017
April	525	45
May	735	887
June	1,732	1,504
July	3,860	2,319
August	4,826	3,477
September	6,124	4,430
October	6,353	5,516
November	8,186	6,593
December	8,954	7,343
January	9,393	8,145
February	10,246	9,170
March	10,331	10,347
April	10,413	
May	10,413	
June	10,413	

QUALITY

	Quantity	Base Number	Contract	AT	Region	England
% of FP17s for the same patient ID Re-attending within 3 months - Children	104	1,547	6.7%	10.0%	12.0%	12.3%
% of FP17s for the same patient ID Re-attending within 3 months - Adults	319	2,706	11.8%	15.4%	16.0%	16.7%
% of FP17s for the same patient ID Re-attending between 3 & 9 months - Children	589	1,547	38.1%	51.1%	58.8%	57.6%
% of FP17s for the same patient ID Re-attending between 3 & 9 months - Adults	895	2,706	33.1%	46.4%	51.2%	50.1%
% of FP17s for Band 1 Urgent Courses	302	4,209	7.2%	8.1%	8.0%	9.1%
% of FP17s Relating to Free Repair or Replacements	8	4,209	0.2%	0.7%	0.8%	0.8%
% of FP17s Relating to Continuations	14	4,209	0.3%	0.9%	1.2%	1.2%
% of Patients satisfied with the dentistry they have received	3	3	N/A	92.1%	92.7%	92.8%
% of Patients satisfied with the time they had to wait for an appointment	3	3	N/A	90.3%	89.1%	88.7%

* This is based on patients treated on this contract for their most recent course of treatment. Figures in italics indicate the base number of FP17s or Patient Questionnaire responses are less than 100. N/A is shown where the base number of responses is less than 10 during the period. % is calculated as Quantity/Base number*100

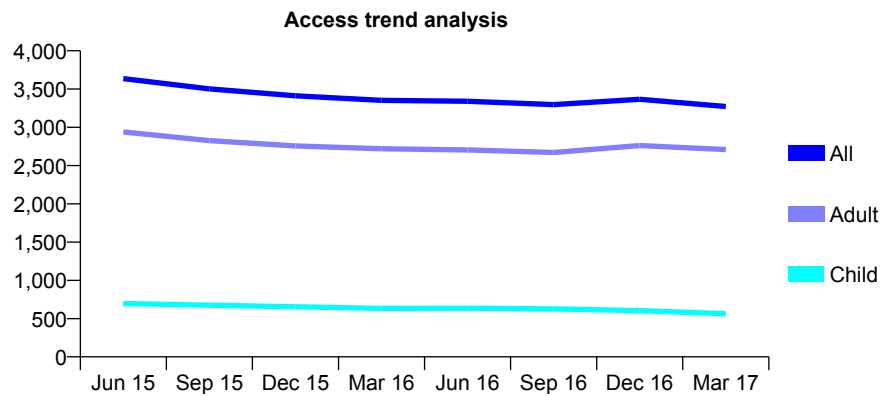
Q54 - Vital Signs At a Glance Contract Report for 181544/0001 - March 2017

Name or company name	Pelsall Road Dental Partnership
Contract type name	GDS Contract
Purpose of contract	General
Contract start date	30/07/2012
Contract end date	

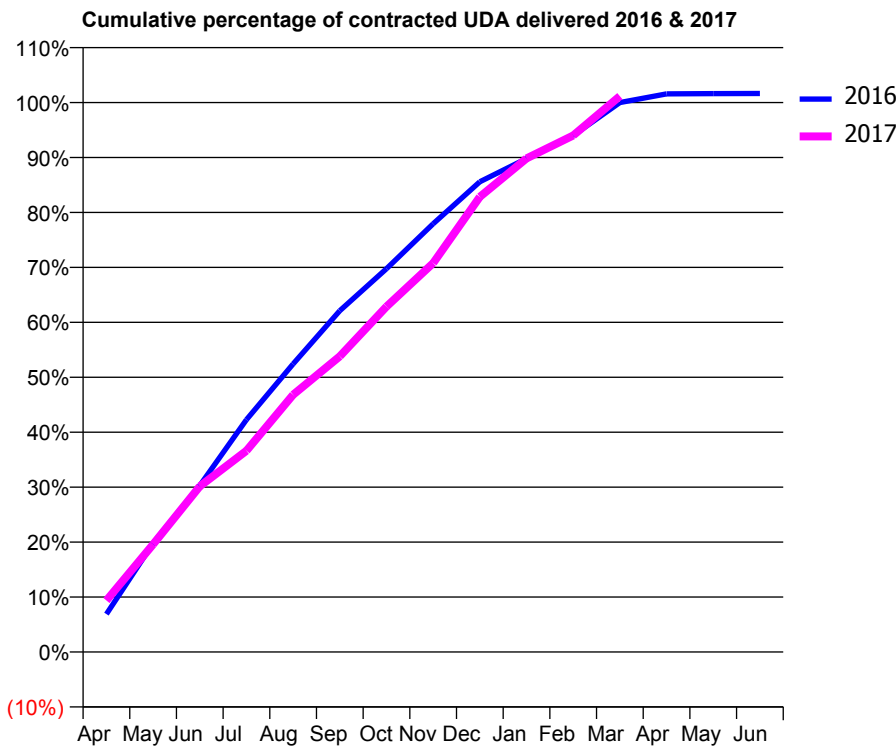
16/17 Contracted general activity (UDA)	8,071
Carry forward general activity (UDA)	-133
16/17 Contracted orthodontic activity (UOA)	0
Carry forward orthodontic activity (UOA)	0
Baseline contract value	£289,576.50

ACCESS*

Patients seen in 24 months	Total	Change since previous quarter
Quarter ending March 2016	3,353	
Quarter ending June 2016	3,341	→
Quarter ending September 2016	3,297	↓
Quarter ending December 2016	3,366	↑
Quarter ending March 2017	3,273	↓
Variance since March 2016	(2.4%)	↓



ACTIVITY



Month	Adjusted Scheduled Activity (UDA)	
	2016	2017
April	558	757
May	1,597	1,582
June	2,446	2,434
July	3,413	2,957
August	4,231	3,780
September	5,012	4,343
October	5,631	5,074
November	6,290	5,713
December	6,907	6,685
January	7,247	7,249
February	7,587	7,586
March	8,071	8,164
April	8,198	
May	8,201	
June	8,204	

QUALITY

	Quantity	Base Number	Contract	AT	Region	England
% of FP17s for the same patient ID Re-attending within 3 months - Children	32	876	3.7%	10.0%	12.0%	12.3%
% of FP17s for the same patient ID Re-attending within 3 months - Adults	281	3,432	8.2%	15.4%	16.0%	16.7%
% of FP17s for the same patient ID Re-attending between 3 & 9 months - Children	514	876	58.7%	51.1%	58.8%	57.6%
% of FP17s for the same patient ID Re-attending between 3 & 9 months - Adults	1,769	3,432	51.5%	46.4%	51.2%	50.1%
% of FP17s for Band 1 Urgent Courses	164	4,235	3.9%	8.1%	8.0%	9.1%
% of FP17s Relating to Free Repair or Replacements	18	4,235	0.4%	0.7%	0.8%	0.8%
% of FP17s Relating to Continuations	54	4,235	1.3%	0.9%	1.2%	1.2%
% of Patients satisfied with the dentistry they have received	3	3	N/A	92.1%	92.7%	92.8%
% of Patients satisfied with the time they had to wait for an appointment	3	3	N/A	90.3%	89.1%	88.7%

* This is based on patients treated on this contract for their most recent course of treatment. Figures in italics indicate the base number of FP17s or Patient Questionnaire responses are less than 100. N/A is shown where the base number of responses is less than 10 during the period. % is calculated as Quantity/Base number*100

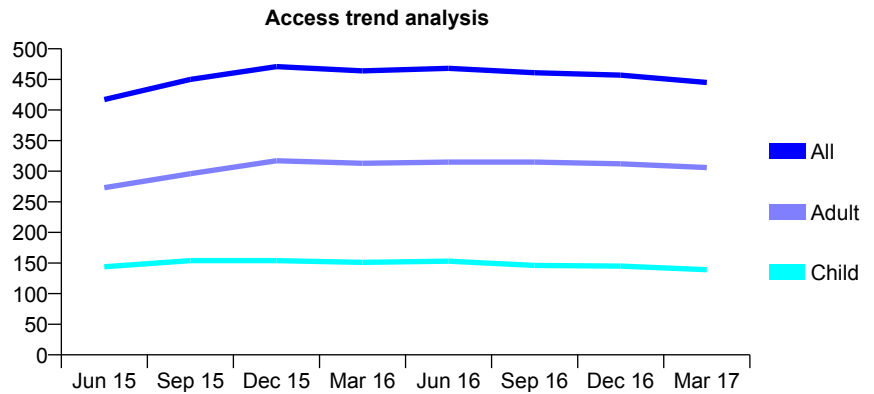
Q54 - Vital Signs At a Glance Contract Report for 183628/0001 - March 2017

Name or company name	Greenwood Dental Clinic
Contract type name	GDS Contract
Purpose of contract	General
Contract start date	09/11/2013
Contract end date	

16/17 Contracted general activity (UDA)	1,346
Carry forward general activity (UDA)	0
16/17 Contracted orthodontic activity (UOA)	0
Carry forward orthodontic activity (UOA)	0
Baseline contract value	£29,913.32

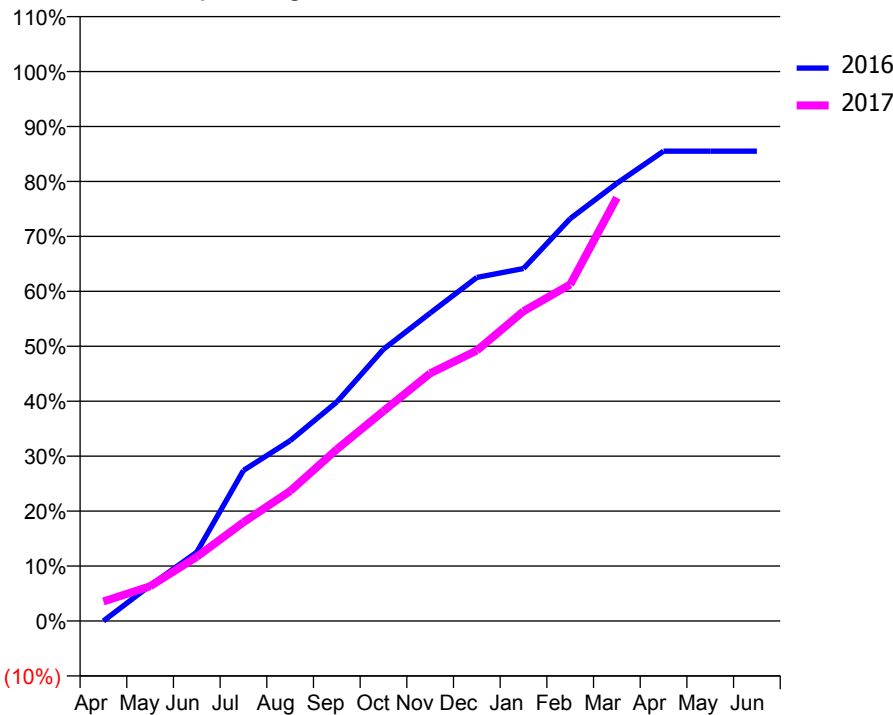
ACCESS*

Patients seen in 24 months	Total	Change since previous quarter
Quarter ending March 2016	464	
Quarter ending June 2016	468	→
Quarter ending September 2016	461	↓
Quarter ending December 2016	457	→
Quarter ending March 2017	445	↓
Variance since March 2016	(4.1%)	↓



ACTIVITY

Cumulative percentage of contracted UDA delivered 2016 & 2017



Month	Adjusted Scheduled Activity (UDA)	
	2016	2017
April	0	48
May	87	85
June	169	157
July	369	242
August	442	318
September	537	421
October	666	514
November	754	607
December	842	663
January	863	759
February	986	824
March	1,072	1,037
April	1,151	
May	1,151	
June	1,151	

QUALITY

	Quantity	Base Number	Contract	AT	Region	England
% of FP17s for the same patient ID Re-attending within 3 months - Children	8	174	4.6%	10.0%	12.0%	12.3%
% of FP17s for the same patient ID Re-attending within 3 months - Adults	54	379	14.2%	15.4%	16.0%	16.7%
% of FP17s for the same patient ID Re-attending between 3 & 9 months - Children	89	174	51.1%	51.1%	58.8%	57.6%
% of FP17s for the same patient ID Re-attending between 3 & 9 months - Adults	181	379	47.8%	46.4%	51.2%	50.1%
% of FP17s for Band 1 Urgent Courses	59	524	11.3%	8.1%	8.0%	9.1%
% of FP17s Relating to Free Repair or Replacements	0	524	0.0%	0.7%	0.8%	0.8%
% of FP17s Relating to Continuations	6	524	1.1%	0.9%	1.2%	1.2%
% of Patients satisfied with the dentistry they have received	0	0	N/A	92.1%	92.7%	92.8%
% of Patients satisfied with the time they had to wait for an appointment	0	0	N/A	90.3%	89.1%	88.7%

* This is based on patients treated on this contract for their most recent course of treatment. Figures in italics indicate the base number of FP17s or Patient Questionnaire responses are less than 100. N/A is shown where the base number of responses is less than 10 during the period. % is calculated as Quantity/Base number*100

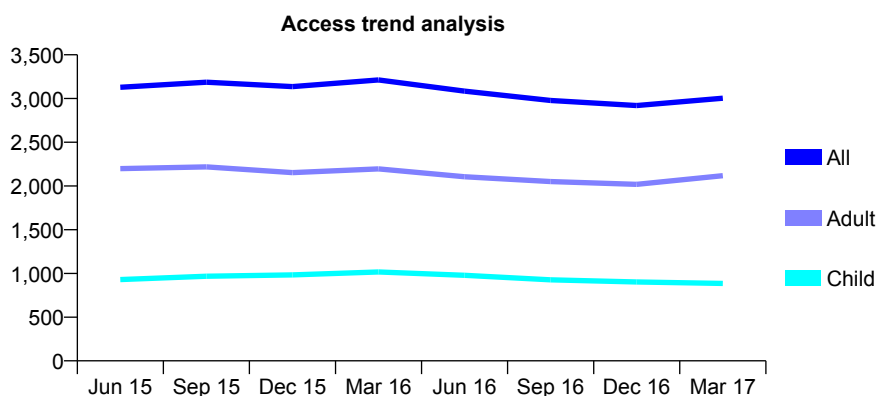
Q54 - Vital Signs At a Glance Contract Report for 184152/0001 - March 2017

Name or company name	Cromer Road Dental Care
Contract type name	GDS Contract
Purpose of contract	General
Contract start date	01/02/2009
Contract end date	

16/17 Contracted general activity (UDA)	13,947
Carry forward general activity (UDA)	410
16/17 Contracted orthodontic activity (UOA)	0
Carry forward orthodontic activity (UOA)	0
Baseline contract value	£411,571.57

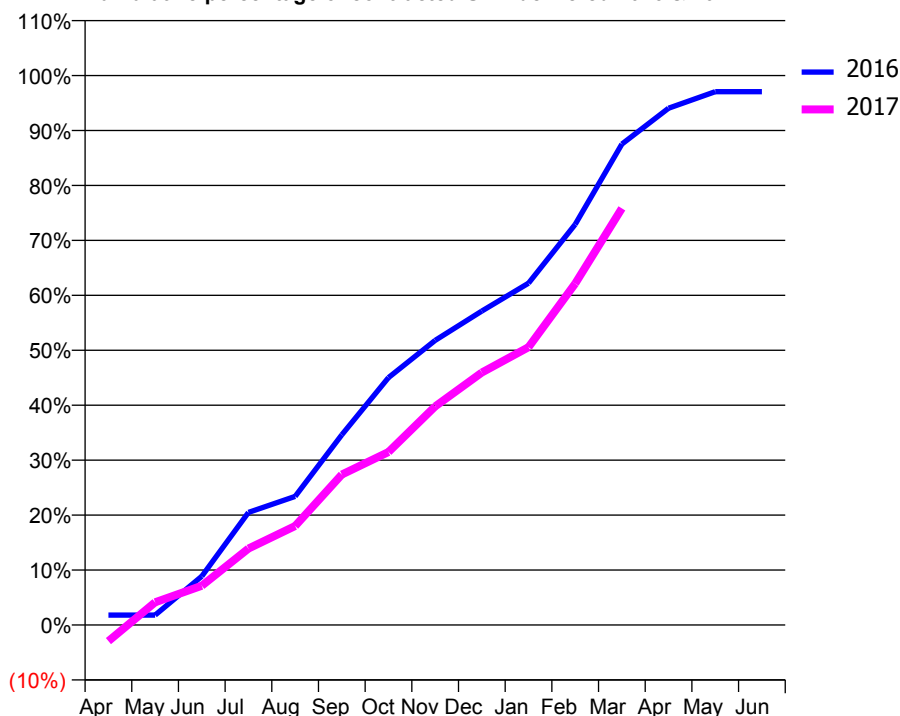
ACCESS*

Patients seen in 24 months	Total	Change since previous quarter
Quarter ending March 2016	3,212	
Quarter ending June 2016	3,084	↓
Quarter ending September 2016	2,977	↓
Quarter ending December 2016	2,920	↓
Quarter ending March 2017	3,003	↑
Variance since March 2016	(6.5%)	↓



ACTIVITY

Cumulative percentage of contracted UDA delivered 2016 & 2017



Month	Adjusted Scheduled Activity (UDA)	
	2016	2017
April	251	-410
May	251	579
June	1,238	995
July	2,860	1,940
August	3,264	2,513
September	4,828	3,820
October	6,278	4,391
November	7,225	5,550
December	7,968	6,410
January	8,677	7,053
February	10,169	8,665
March	12,208	10,575
April	13,115	
May	13,537	
June	13,537	

QUALITY

	Quantity	Base Number	Contract	AT	Region	England
% of FP17s for the same patient ID Re-attending within 3 months - Children	107	943	11.3%	10.0%	12.0%	12.3%
% of FP17s for the same patient ID Re-attending within 3 months - Adults	303	2,092	14.5%	15.4%	16.0%	16.7%
% of FP17s for the same patient ID Re-attending between 3 & 9 months - Children	308	943	32.7%	51.1%	58.8%	57.6%
% of FP17s for the same patient ID Re-attending between 3 & 9 months - Adults	646	2,092	30.9%	46.4%	51.2%	50.1%
% of FP17s for Band 1 Urgent Courses	296	2,799	10.6%	8.1%	8.0%	9.1%
% of FP17s Relating to Free Repair or Replacements	59	2,799	2.1%	0.7%	0.8%	0.8%
% of FP17s Relating to Continuations	4	2,799	0.1%	0.9%	1.2%	1.2%
% of Patients satisfied with the dentistry they have received	2	2	N/A	92.1%	92.7%	92.8%
% of Patients satisfied with the time they had to wait for an appointment	2	2	N/A	90.3%	89.1%	88.7%

* This is based on patients treated on this contract for their most recent course of treatment. Figures in italics indicate the base number of FP17s or Patient Questionnaire responses are less than 100. N/A is shown where the base number of responses is less than 10 during the period. % is calculated as Quantity/Base number*100

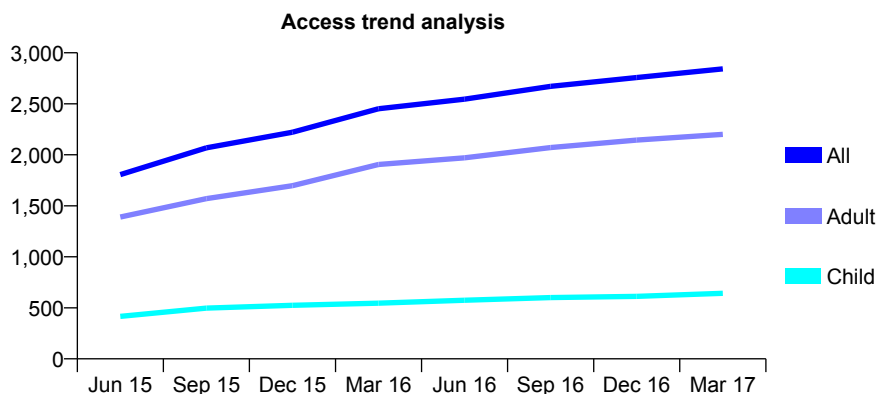
Q54 - Vital Signs At a Glance Contract Report for 184780/0001 - March 2017

Name or company name	Short Heath Dental Practice
Contract type name	GDS Contract
Purpose of contract	General
Contract start date	15/10/2014
Contract end date	

16/17 Contracted general activity (UDA)	7,926
Carry forward general activity (UDA)	-56
16/17 Contracted orthodontic activity (UOA)	0
Carry forward orthodontic activity (UOA)	0
Baseline contract value	£187,405.01

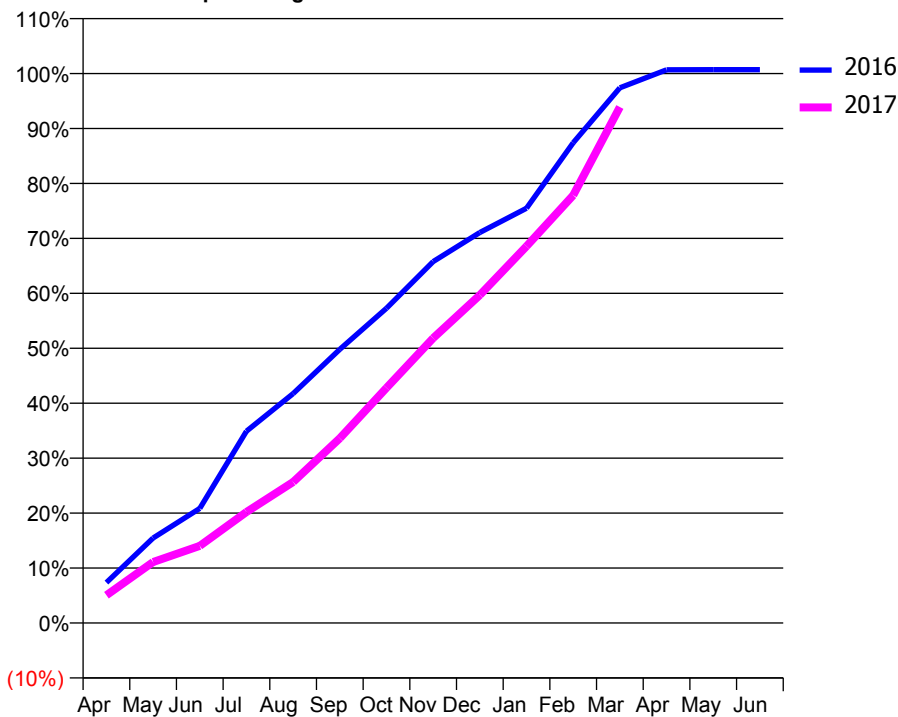
ACCESS*

Patients seen in 24 months	Total	Change since previous quarter
Quarter ending March 2016	2,451	
Quarter ending June 2016	2,546	↑
Quarter ending September 2016	2,671	↑
Quarter ending December 2016	2,757	↑
Quarter ending March 2017	2,842	↑
Variance since March 2016	16.0%	↑



ACTIVITY

Cumulative percentage of contracted UDA delivered 2016 & 2017



Month	Adjusted Scheduled Activity (UDA)	
	2016	2017
April	584	401
May	1,226	879
June	1,652	1,113
July	2,767	1,601
August	3,309	2,034
September	3,947	2,665
October	4,539	3,393
November	5,213	4,109
December	5,633	4,731
January	5,983	5,435
February	6,926	6,169
March	7,719	7,443
April	7,979	
May	7,982	
June	7,982	

QUALITY

	Quantity	Base Number	Contract	AT	Region	England
% of FP17s for the same patient ID Re-attending within 3 months - Children	62	918	6.8%	10.0%	12.0%	12.3%
% of FP17s for the same patient ID Re-attending within 3 months - Adults	284	2,622	10.8%	15.4%	16.0%	16.7%
% of FP17s for the same patient ID Re-attending between 3 & 9 months - Children	452	918	49.2%	51.1%	58.8%	57.6%
% of FP17s for the same patient ID Re-attending between 3 & 9 months - Adults	911	2,622	34.7%	46.4%	51.2%	50.1%
% of FP17s for Band 1 Urgent Courses	194	3,407	5.7%	8.1%	8.0%	9.1%
% of FP17s Relating to Free Repair or Replacements	23	3,407	0.7%	0.7%	0.8%	0.8%
% of FP17s Relating to Continuations	84	3,407	2.5%	0.9%	1.2%	1.2%
% of Patients satisfied with the dentistry they have received	7	7	N/A	92.1%	92.7%	92.8%
% of Patients satisfied with the time they had to wait for an appointment	7	7	N/A	90.3%	89.1%	88.7%

* This is based on patients treated on this contract for their most recent course of treatment. Figures in italics indicate the base number of FP17s or Patient Questionnaire responses are less than 100. N/A is shown where the base number of responses is less than 10 during the period. % is calculated as Quantity/Base number*100

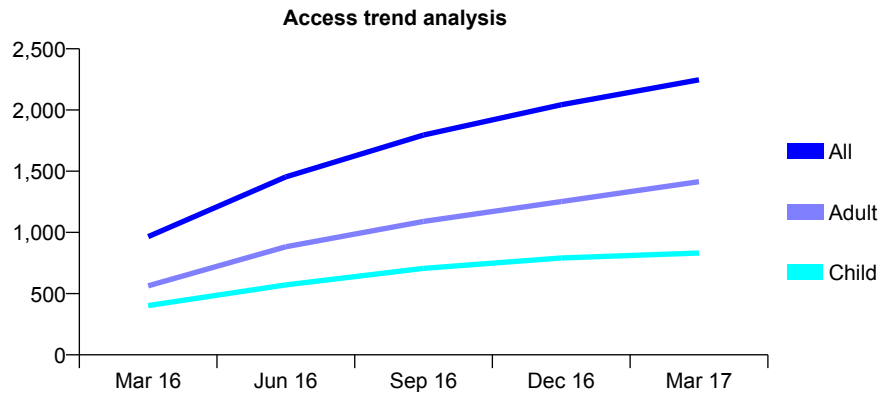
Q54 - Vital Signs At a Glance Contract Report for 184926/0001 - March 2017

Name or company name	Mrs Jaspreet Kiran Kaur Pahal
Contract type name	GDS Contract
Purpose of contract	General and Orthodontic
Contract start date	01/01/2016
Contract end date	

16/17 Contracted general activity (UDA)	7,545
Carry forward general activity (UDA)	0
16/17 Contracted orthodontic activity (UOA)	451
Carry forward orthodontic activity (UOA)	-5
Baseline contract value	£204,900.35

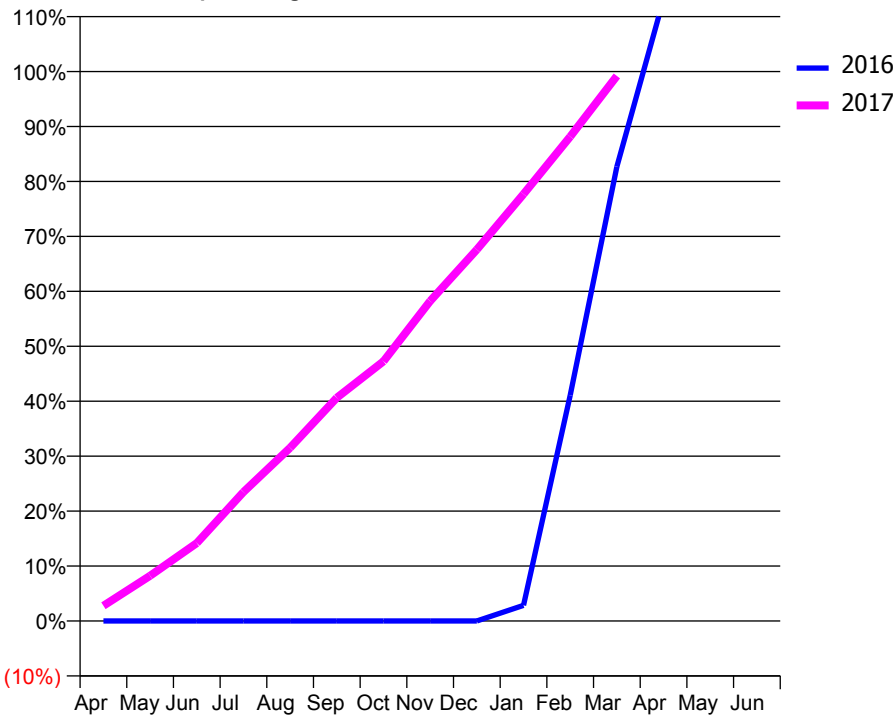
ACCESS*

Patients seen in 24 months	Total	Change since previous quarter
Quarter ending March 2016	966	
Quarter ending June 2016	1,454	↑
Quarter ending September 2016	1,796	↑
Quarter ending December 2016	2,043	↑
Quarter ending March 2017	2,247	↑
Variance since March 2016	132.6%	↑



ACTIVITY

Cumulative percentage of contracted UDA delivered 2016 & 2017



Month	Adjusted Scheduled Activity (UDA)	
	2016	2017
April	0	210
May	0	621
June	0	1,070
July	0	1,772
August	0	2,380
September	0	3,065
October	0	3,565
November	0	4,393
December	0	5,100
January	54	5,861
February	775	6,650
March	1,560	7,484
April	2,133	
May	2,129	
June	2,124	

QUALITY

	Quantity	Base Number	Contract	AT	Region	England
% of FP17s for the same patient ID Re-attending within 3 months - Children	112	1,443	7.8%	10.0%	12.0%	12.3%
% of FP17s for the same patient ID Re-attending within 3 months - Adults	353	2,405	14.7%	15.4%	16.0%	16.7%
% of FP17s for the same patient ID Re-attending between 3 & 9 months - Children	683	1,443	47.3%	51.1%	58.8%	57.6%
% of FP17s for the same patient ID Re-attending between 3 & 9 months - Adults	1,030	2,405	42.8%	46.4%	51.2%	50.1%
% of FP17s for Band 1 Urgent Courses	291	3,553	8.2%	8.1%	8.0%	9.1%
% of FP17s Relating to Free Repair or Replacements	10	3,553	0.3%	0.7%	0.8%	0.8%
% of FP17s Relating to Continuations	3	3,553	0.1%	0.9%	1.2%	1.2%
% of Patients satisfied with the dentistry they have received	2	2	N/A	92.1%	92.7%	92.8%
% of Patients satisfied with the time they had to wait for an appointment	2	2	N/A	90.3%	89.1%	88.7%

* This is based on patients treated on this contract for their most recent course of treatment. Figures in italics indicate the base number of FP17s or Patient Questionnaire responses are less than 100. N/A is shown where the base number of responses is less than 10 during the period. % is calculated as Quantity/Base number*100

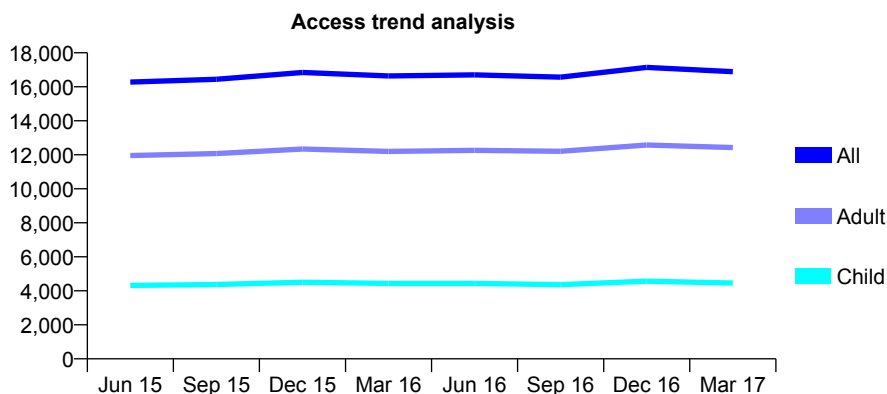
Q54 - Vital Signs At a Glance Contract Report for 186813/0001 - March 2017

Name or company name	The Smile Centre(Birmingham) Ltd
Contract type name	GDS Contract
Purpose of contract	General and Orthodontic
Contract start date	28/06/2012
Contract end date	

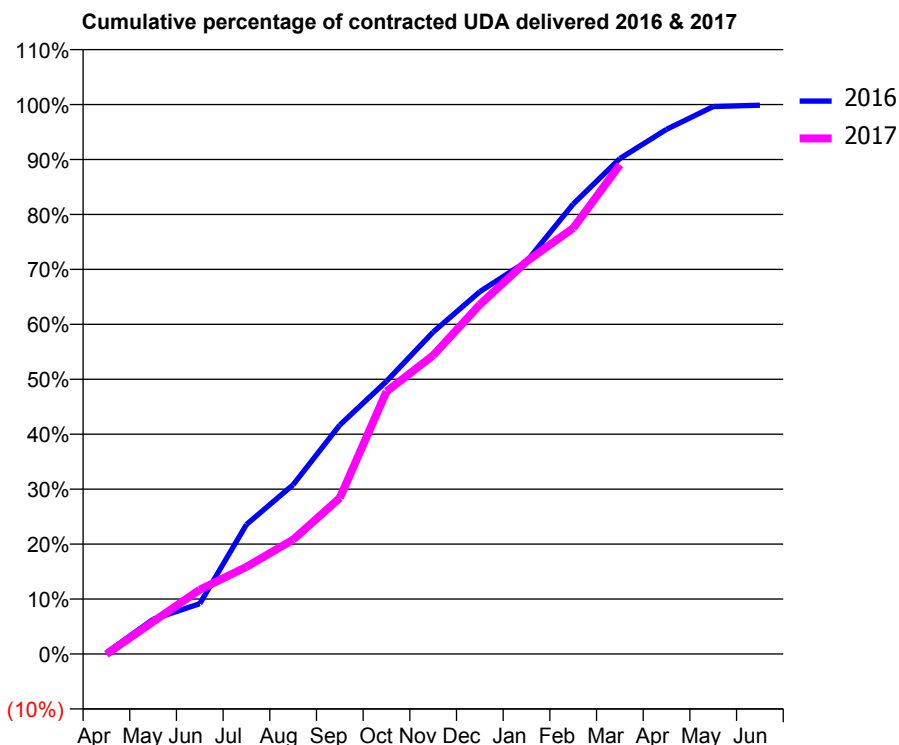
16/17 Contracted general activity (UDA)	45,908
Carry forward general activity (UDA)	60
16/17 Contracted orthodontic activity (UOA)	0
Carry forward orthodontic activity (UOA)	0
Baseline contract value	£1,140,025.15

ACCESS*

Patients seen in 24 months	Total	Change since previous quarter
Quarter ending March 2016	16,637	
Quarter ending June 2016	16,700	→
Quarter ending September 2016	16,572	→
Quarter ending December 2016	17,143	↑
Quarter ending March 2017	16,888	↓
Variance since March 2016	1.5%	→



ACTIVITY



Month	Adjusted Scheduled Activity (UDA)	
	2016	2017
April	102	-28
May	2,904	2,706
June	4,208	5,378
July	10,821	7,282
August	14,141	9,549
September	19,134	13,040
October	22,783	21,933
November	26,891	24,946
December	30,272	29,190
January	32,790	32,790
February	37,585	35,583
March	41,392	40,865
April	43,826	
May	45,731	
June	45,843	

QUALITY

	Quantity	Base Number	Contract	AT	Region	England
% of FP17s for the same patient ID Re-attending within 3 months - Children	225	4,800	4.7%	10.0%	12.0%	12.3%
% of FP17s for the same patient ID Re-attending within 3 months - Adults	2,058	13,410	15.3%	15.4%	16.0%	16.7%
% of FP17s for the same patient ID Re-attending between 3 & 9 months - Children	2,027	4,800	42.2%	51.1%	58.8%	57.6%
% of FP17s for the same patient ID Re-attending between 3 & 9 months - Adults	5,251	13,410	39.2%	46.4%	51.2%	50.1%
% of FP17s for Band 1 Urgent Courses	489	15,404	3.2%	8.1%	8.0%	9.1%
% of FP17s Relating to Free Repair or Replacements	152	15,404	1.0%	0.7%	0.8%	0.8%
% of FP17s Relating to Continuations	275	15,404	1.8%	0.9%	1.2%	1.2%
% of Patients satisfied with the dentistry they have received	10	10	100.0%	92.1%	92.7%	92.8%
% of Patients satisfied with the time they had to wait for an appointment	10	10	100.0%	90.3%	89.1%	88.7%

* This is based on patients treated on this contract for their most recent course of treatment. Figures in italics indicate the base number of FP17s or Patient Questionnaire responses are less than 100. N/A is shown where the base number of responses is less than 10 during the period. % is calculated as Quantity/Base number*100

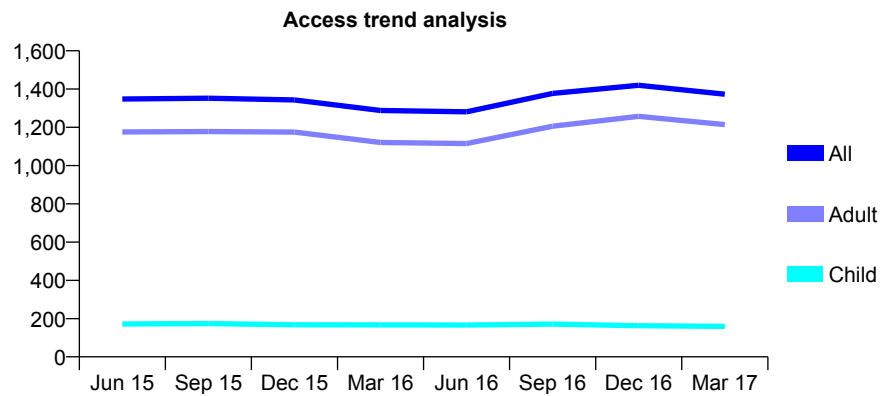
Q54 - Vital Signs At a Glance Contract Report for 188441/0001 - March 2017

Name or company name	Mr Sukhbir Singh & Mr L A Shiels
Contract type name	GDS Contract
Purpose of contract	General
Contract start date	01/12/2011
Contract end date	

16/17 Contracted general activity (UDA)	4,374
Carry forward general activity (UDA)	119
16/17 Contracted orthodontic activity (UOA)	0
Carry forward orthodontic activity (UOA)	0
Baseline contract value	£95,928.83

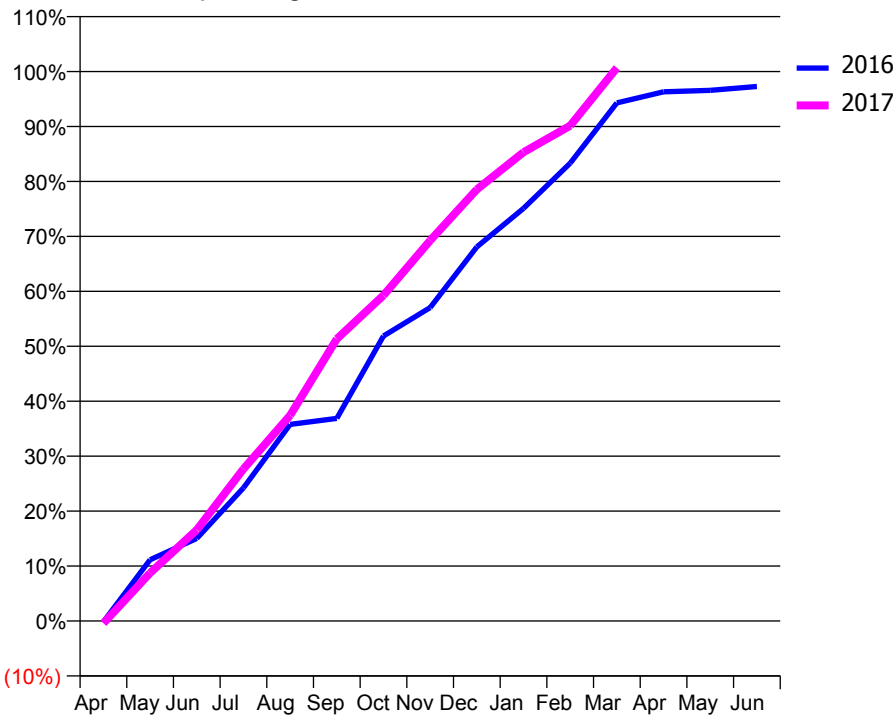
ACCESS*

Patients seen in 24 months	Total	Change since previous quarter
Quarter ending March 2016	1,288	
Quarter ending June 2016	1,281	→
Quarter ending September 2016	1,377	↑
Quarter ending December 2016	1,420	↑
Quarter ending March 2017	1,373	↓
Variance since March 2016	6.6%	↑



ACTIVITY

Cumulative percentage of contracted UDA delivered 2016 & 2017



Month	Adjusted Scheduled Activity (UDA)	
	2016	2017
April	-7	-18
May	488	383
June	657	725
July	1,060	1,211
August	1,565	1,637
September	1,613	2,245
October	2,269	2,592
November	2,495	3,029
December	2,978	3,435
January	3,284	3,731
February	3,644	3,943
March	4,124	4,403
April	4,212	
May	4,224	
June	4,255	

QUALITY

	Quantity	Base Number	Contract	AT	Region	England
% of FP17s for the same patient ID Re-attending within 3 months - Children	2	167	1.2%	10.0%	12.0%	12.3%
% of FP17s for the same patient ID Re-attending within 3 months - Adults	158	1,517	10.4%	15.4%	16.0%	16.7%
% of FP17s for the same patient ID Re-attending between 3 & 9 months - Children	44	167	26.3%	51.1%	58.8%	57.6%
% of FP17s for the same patient ID Re-attending between 3 & 9 months - Adults	583	1,517	38.4%	46.4%	51.2%	50.1%
% of FP17s for Band 1 Urgent Courses	81	1,643	4.9%	8.1%	8.0%	9.1%
% of FP17s Relating to Free Repair or Replacements	9	1,643	0.5%	0.7%	0.8%	0.8%
% of FP17s Relating to Continuations	38	1,643	2.3%	0.9%	1.2%	1.2%
% of Patients satisfied with the dentistry they have received	5	5	N/A	92.1%	92.7%	92.8%
% of Patients satisfied with the time they had to wait for an appointment	5	5	N/A	90.3%	89.1%	88.7%

* This is based on patients treated on this contract for their most recent course of treatment. Figures in italics indicate the base number of FP17s or Patient Questionnaire responses are less than 100. N/A is shown where the base number of responses is less than 10 during the period. % is calculated as Quantity/Base number*100

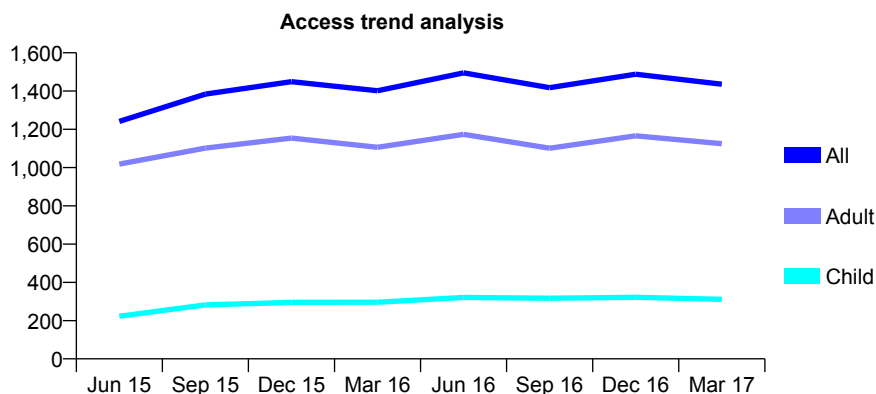
Q54 - Vital Signs At a Glance Contract Report for 188441/0002 - March 2017

Name or company name	Mr Sukhbir Singh & Mr L A Shiels
Contract type name	GDS Contract
Purpose of contract	General
Contract start date	01/12/2011
Contract end date	

16/17 Contracted general activity (UDA)	3,685
Carry forward general activity (UDA)	-2
16/17 Contracted orthodontic activity (UOA)	0
Carry forward orthodontic activity (UOA)	0
Baseline contract value	£73,157.73

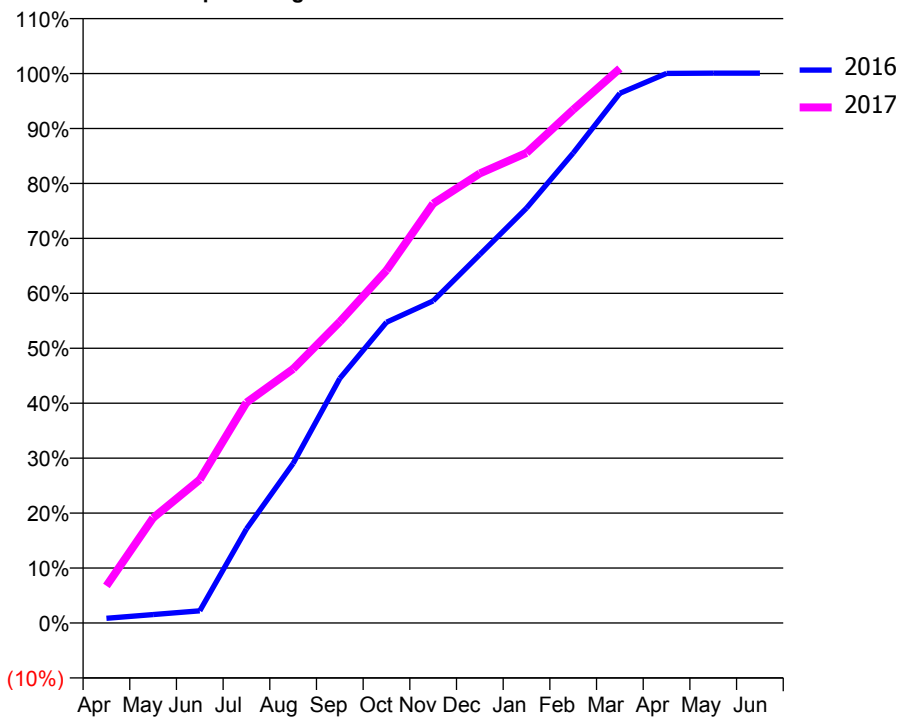
ACCESS*

Patients seen in 24 months	Total	Change since previous quarter
Quarter ending March 2016	1,402	
Quarter ending June 2016	1,495	↑
Quarter ending September 2016	1,418	↓
Quarter ending December 2016	1,488	↑
Quarter ending March 2017	1,436	↓
Variance since March 2016	2.4%	↑



ACTIVITY

Cumulative percentage of contracted UDA delivered 2016 & 2017



Month	Adjusted Scheduled Activity (UDA)	
	2016	2017
April	32	249
May	57	705
June	82	962
July	631	1,479
August	1,070	1,704
September	1,640	2,021
October	2,017	2,365
November	2,160	2,813
December	2,472	3,015
January	2,783	3,153
February	3,151	3,442
March	3,553	3,719
April	3,686	
May	3,687	
June	3,687	

QUALITY

	Quantity	Base Number	Contract	AT	Region	England
% of FP17s for the same patient ID Re-attending within 3 months - Children	24	401	6.0%	10.0%	12.0%	12.3%
% of FP17s for the same patient ID Re-attending within 3 months - Adults	84	1,202	7.0%	15.4%	16.0%	16.7%
% of FP17s for the same patient ID Re-attending between 3 & 9 months - Children	126	401	31.4%	51.1%	58.8%	57.6%
% of FP17s for the same patient ID Re-attending between 3 & 9 months - Adults	345	1,202	28.7%	46.4%	51.2%	50.1%
% of FP17s for Band 1 Urgent Courses	78	1,555	5.0%	8.1%	8.0%	9.1%
% of FP17s Relating to Free Repair or Replacements	1	1,555	0.1%	0.7%	0.8%	0.8%
% of FP17s Relating to Continuations	17	1,555	1.1%	0.9%	1.2%	1.2%
% of Patients satisfied with the dentistry they have received	4	4	N/A	92.1%	92.7%	92.8%
% of Patients satisfied with the time they had to wait for an appointment	4	4	N/A	90.3%	89.1%	88.7%

* This is based on patients treated on this contract for their most recent course of treatment. Figures in italics indicate the base number of FP17s or Patient Questionnaire responses are less than 100. N/A is shown where the base number of responses is less than 10 during the period. % is calculated as Quantity/Base number*100

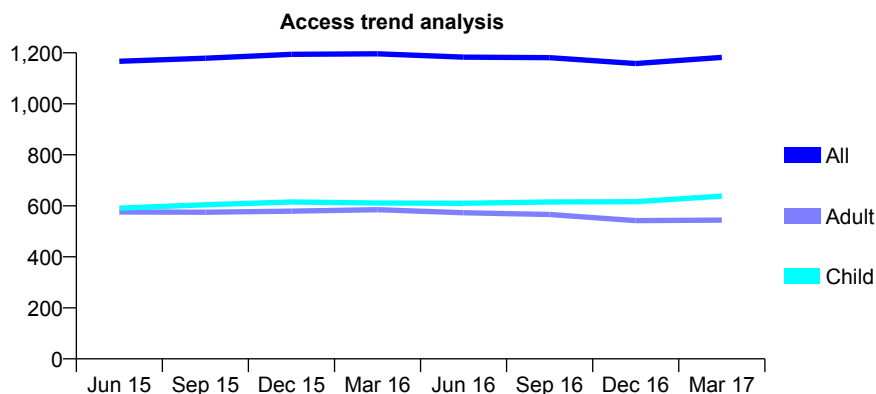
Q54 - Vital Signs At a Glance Contract Report for 188514/0001 - March 2017

Name or company name	The Wall Heath Dental Practice
Contract type name	GDS Contract
Purpose of contract	General
Contract start date	01/09/2008
Contract end date	

16/17 Contracted general activity (UDA)	3,710
Carry forward general activity (UDA)	61
16/17 Contracted orthodontic activity (UOA)	0
Carry forward orthodontic activity (UOA)	0
Baseline contract value	£97,585.38

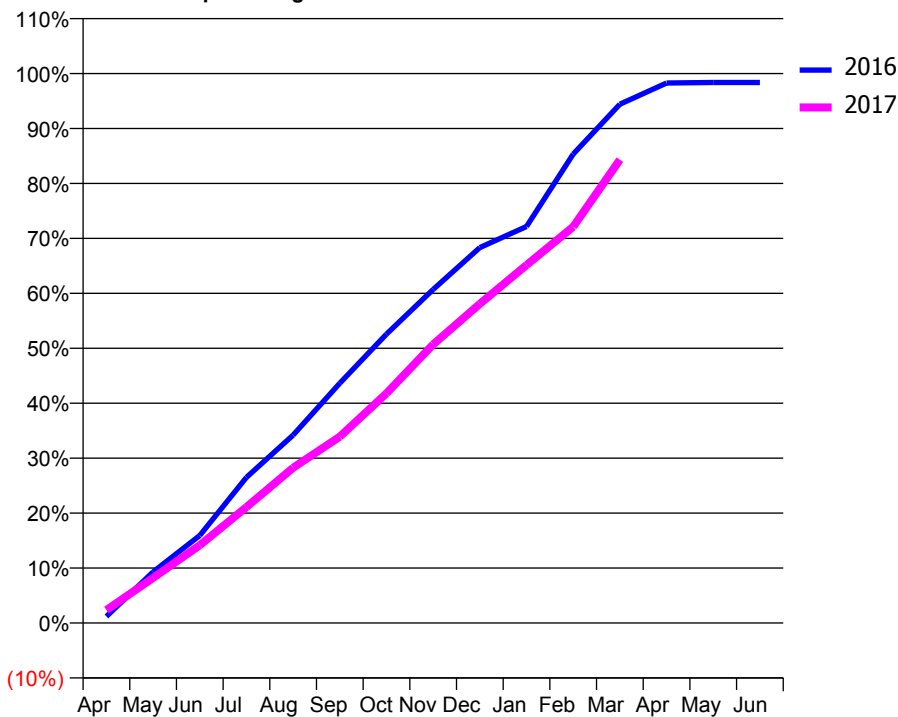
ACCESS*

Patients seen in 24 months	Total	Change since previous quarter
Quarter ending March 2016	1,196	
Quarter ending June 2016	1,183	↓
Quarter ending September 2016	1,181	→
Quarter ending December 2016	1,158	↓
Quarter ending March 2017	1,182	↑
Variance since March 2016	(1.2%)	↓



ACTIVITY

Cumulative percentage of contracted UDA delivered 2016 & 2017



Month	Adjusted Scheduled Activity (UDA)	
	2016	2017
April	45	88
May	345	305
June	591	525
July	984	783
August	1,269	1,048
September	1,619	1,258
October	1,951	1,551
November	2,252	1,881
December	2,535	2,155
January	2,677	2,417
February	3,166	2,676
March	3,502	3,128
April	3,646	
May	3,649	
June	3,649	

QUALITY

	Quantity	Base Number	Contract	AT	Region	England
% of FP17s for the same patient ID Re-attending within 3 months - Children	79	1,122	7.0%	10.0%	12.0%	12.3%
% of FP17s for the same patient ID Re-attending within 3 months - Adults	152	752	20.2%	15.4%	16.0%	16.7%
% of FP17s for the same patient ID Re-attending between 3 & 9 months - Children	788	1,122	70.2%	51.1%	58.8%	57.6%
% of FP17s for the same patient ID Re-attending between 3 & 9 months - Adults	443	752	58.9%	46.4%	51.2%	50.1%
% of FP17s for Band 1 Urgent Courses	96	1,804	5.3%	8.1%	8.0%	9.1%
% of FP17s Relating to Free Repair or Replacements	1	1,804	0.1%	0.7%	0.8%	0.8%
% of FP17s Relating to Continuations	31	1,804	1.7%	0.9%	1.2%	1.2%
% of Patients satisfied with the dentistry they have received	3	3	N/A	92.1%	92.7%	92.8%
% of Patients satisfied with the time they had to wait for an appointment	3	3	N/A	90.3%	89.1%	88.7%

* This is based on patients treated on this contract for their most recent course of treatment. Figures in italics indicate the base number of FP17s or Patient Questionnaire responses are less than 100. N/A is shown where the base number of responses is less than 10 during the period. % is calculated as Quantity/Base number*100

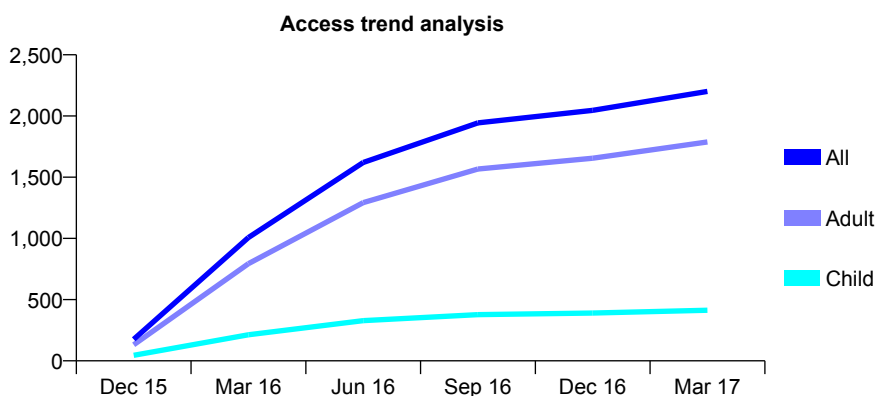
Q54 - Vital Signs At a Glance Contract Report for 189030/0001 - March 2017

Name or company name	Wordsley Dental Practice
Contract type name	GDS Contract
Purpose of contract	General
Contract start date	01/12/2015
Contract end date	

16/17 Contracted general activity (UDA)	6,934
Carry forward general activity (UDA)	0
16/17 Contracted orthodontic activity (UOA)	0
Carry forward orthodontic activity (UOA)	0
Baseline contract value	£151,273.10

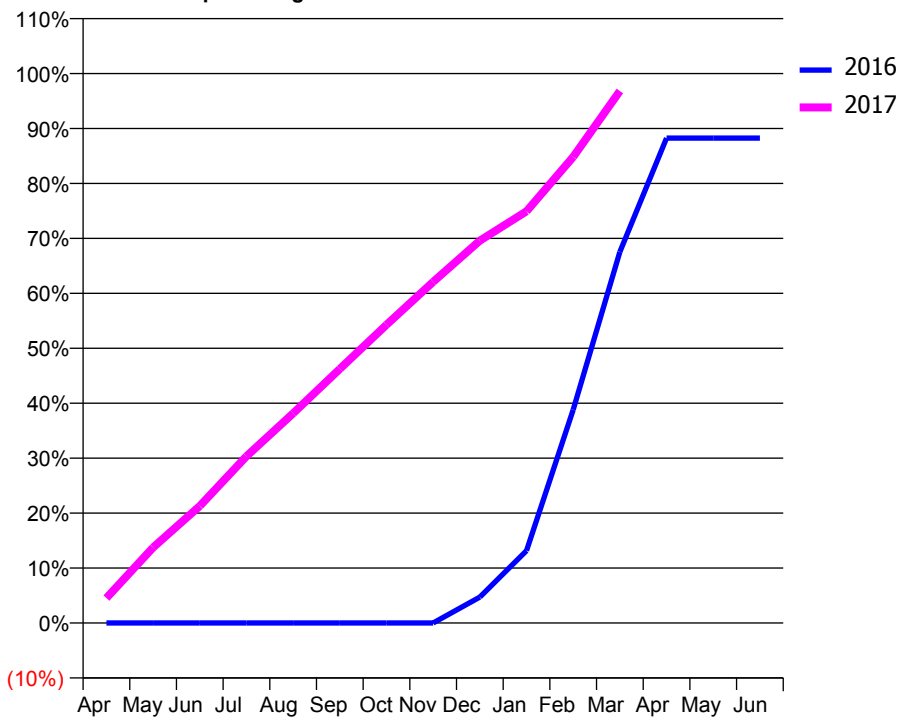
ACCESS*

Patients seen in 24 months	Total	Change since previous quarter
Quarter ending March 2016	1,007	
Quarter ending June 2016	1,620	↑
Quarter ending September 2016	1,944	↑
Quarter ending December 2016	2,046	↑
Quarter ending March 2017	2,201	↑
Variance since March 2016	118.6%	↑



ACTIVITY

Cumulative percentage of contracted UDA delivered 2016 & 2017



Month	Adjusted Scheduled Activity (UDA)	
	2016	2017
April	0	316
May	0	953
June	0	1,476
July	0	2,104
August	0	2,647
September	0	3,207
October	0	3,763
November	0	4,306
December	109	4,825
January	304	5,196
February	897	5,882
March	1,561	6,713
April	2,040	
May	2,040	
June	2,040	

QUALITY

	Quantity	Base Number	Contract	AT	Region	England
% of FP17s for the same patient ID Re-attending within 3 months - Children	16	555	2.9%	10.0%	12.0%	12.3%
% of FP17s for the same patient ID Re-attending within 3 months - Adults	262	2,677	9.8%	15.4%	16.0%	16.7%
% of FP17s for the same patient ID Re-attending between 3 & 9 months - Children	162	555	29.2%	51.1%	58.8%	57.6%
% of FP17s for the same patient ID Re-attending between 3 & 9 months - Adults	1,041	2,677	38.9%	46.4%	51.2%	50.1%
% of FP17s for Band 1 Urgent Courses	141	3,033	4.6%	8.1%	8.0%	9.1%
% of FP17s Relating to Free Repair or Replacements	36	3,033	1.2%	0.7%	0.8%	0.8%
% of FP17s Relating to Continuations	61	3,033	2.0%	0.9%	1.2%	1.2%
% of Patients satisfied with the dentistry they have received	6	6	N/A	92.1%	92.7%	92.8%
% of Patients satisfied with the time they had to wait for an appointment	5	6	N/A	90.3%	89.1%	88.7%

* This is based on patients treated on this contract for their most recent course of treatment. Figures in italics indicate the base number of FP17s or Patient Questionnaire responses are less than 100. N/A is shown where the base number of responses is less than 10 during the period. % is calculated as Quantity/Base number*100

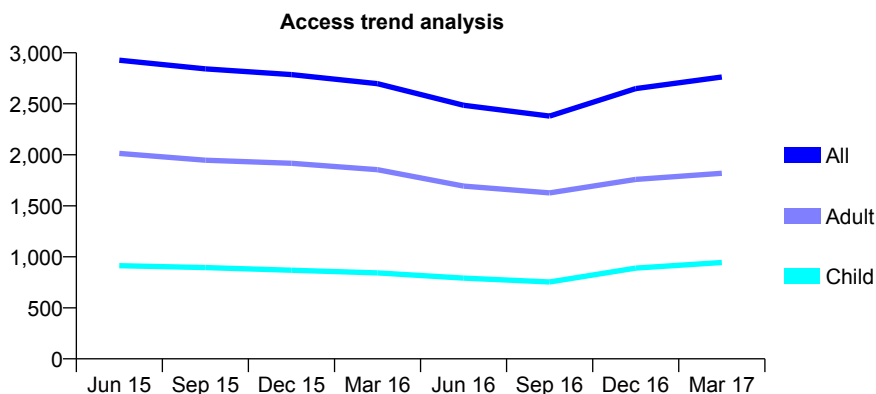
Q54 - Vital Signs At a Glance Contract Report for 189758/0001 - March 2017

Name or company name	Stratford Road Dental Surgery
Contract type name	GDS Contract
Purpose of contract	General
Contract start date	01/06/2011
Contract end date	

16/17 Contracted general activity (UDA)	14,796
Carry forward general activity (UDA)	551
16/17 Contracted orthodontic activity (UOA)	0
Carry forward orthodontic activity (UOA)	0
Baseline contract value	£398,946.67

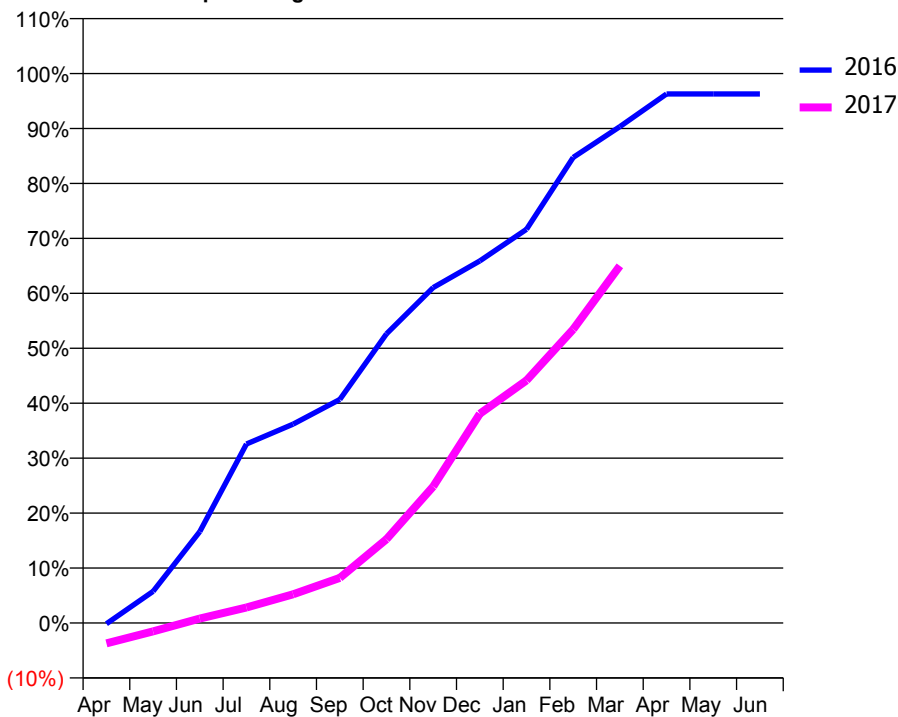
ACCESS*

Patients seen in 24 months	Total	Change since previous quarter
Quarter ending March 2016	2,697	
Quarter ending June 2016	2,485	↓
Quarter ending September 2016	2,380	↓
Quarter ending December 2016	2,649	↑
Quarter ending March 2017	2,763	↑
Variance since March 2016	2.4%	↑



ACTIVITY

Cumulative percentage of contracted UDA delivered 2016 & 2017



Month	Adjusted Scheduled Activity (UDA)	
	2016	2017
April	-22	-551
May	854	-229
June	2,461	120
July	4,821	419
August	5,356	772
September	6,021	1,217
October	7,787	2,257
November	9,033	3,674
December	9,750	5,636
January	10,600	6,531
February	12,537	7,910
March	13,365	9,616
April	14,245	
May	14,245	
June	14,245	

QUALITY

	Quantity	Base Number	Contract	AT	Region	England
% of FP17s for the same patient ID Re-attending within 3 months - Children	36	967	3.7%	10.0%	12.0%	12.3%
% of FP17s for the same patient ID Re-attending within 3 months - Adults	212	1,854	11.4%	15.4%	16.0%	16.7%
% of FP17s for the same patient ID Re-attending between 3 & 9 months - Children	180	967	18.6%	51.1%	58.8%	57.6%
% of FP17s for the same patient ID Re-attending between 3 & 9 months - Adults	448	1,854	24.2%	46.4%	51.2%	50.1%
% of FP17s for Band 1 Urgent Courses	264	2,638	10.0%	8.1%	8.0%	9.1%
% of FP17s Relating to Free Repair or Replacements	1	2,638	0.0%	0.7%	0.8%	0.8%
% of FP17s Relating to Continuations	2	2,638	0.1%	0.9%	1.2%	1.2%
% of Patients satisfied with the dentistry they have received	2	2	N/A	92.1%	92.7%	92.8%
% of Patients satisfied with the time they had to wait for an appointment	2	2	N/A	90.3%	89.1%	88.7%

* This is based on patients treated on this contract for their most recent course of treatment. Figures in italics indicate the base number of FP17s or Patient Questionnaire responses are less than 100. N/A is shown where the base number of responses is less than 10 during the period. % is calculated as Quantity/Base number*100

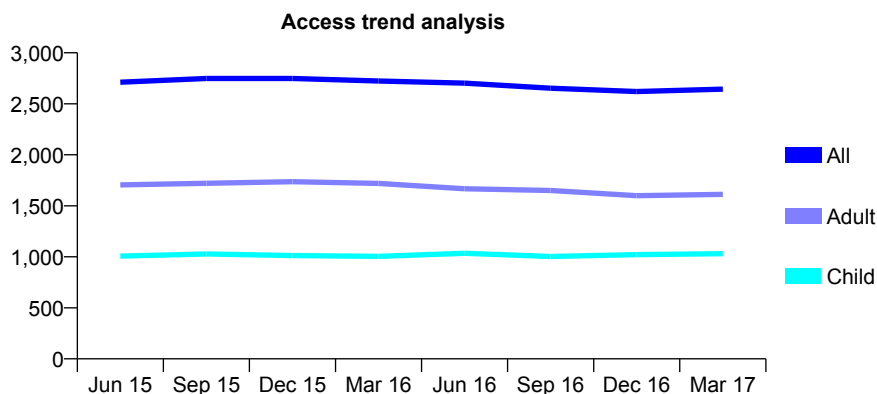
Q54 - Vital Signs At a Glance Contract Report for 190012/0001 - March 2017

Name or company name	Smile by Smile Wolverhampton
Contract type name	GDS Contract
Purpose of contract	General
Contract start date	01/10/2012
Contract end date	

16/17 Contracted general activity (UDA)	6,174
Carry forward general activity (UDA)	35
16/17 Contracted orthodontic activity (UOA)	0
Carry forward orthodontic activity (UOA)	0
Baseline contract value	£135,117.67

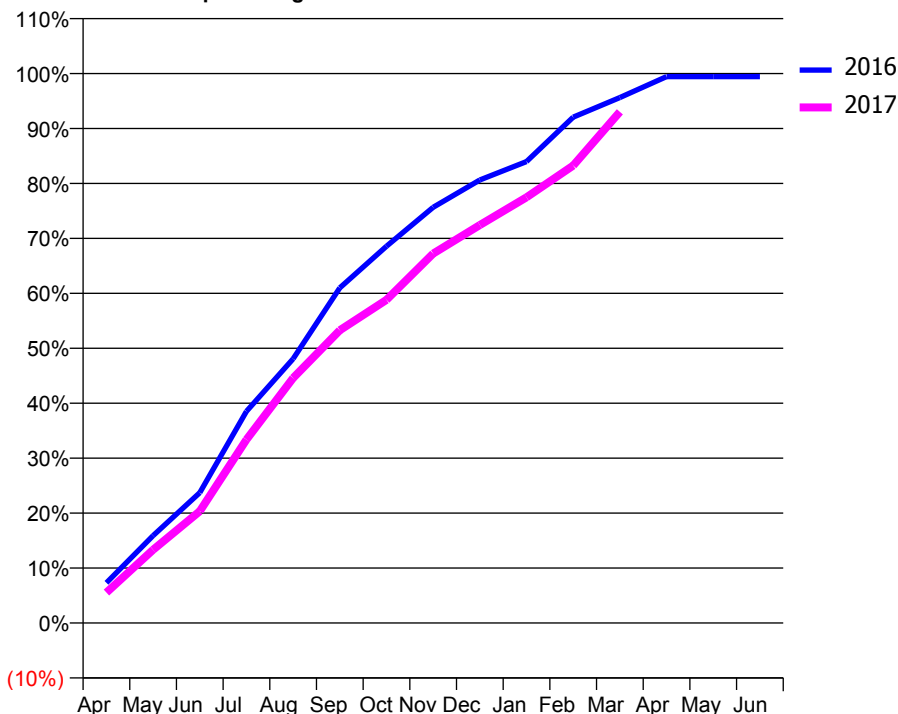
ACCESS*

Patients seen in 24 months	Total	Change since previous quarter
Quarter ending March 2016	2,724	
Quarter ending June 2016	2,702	→
Quarter ending September 2016	2,653	↓
Quarter ending December 2016	2,620	↓
Quarter ending March 2017	2,644	→
Variance since March 2016	(2.9%)	↓



ACTIVITY

Cumulative percentage of contracted UDA delivered 2016 & 2017



Adjusted Scheduled Activity (UDA)

Month	2016	2017
April	452	342
May	982	824
June	1,464	1,257
July	2,378	2,061
August	2,969	2,753
September	3,765	3,290
October	4,234	3,631
November	4,671	4,151
December	4,978	4,472
January	5,185	4,783
February	5,683	5,139
March	5,904	5,743
April	6,139	
May	6,139	
June	6,139	

QUALITY

	Quantity	Base Number	Contract	AT	Region	England
% of FP17s for the same patient ID Re-attending within 3 months - Children	82	1,548	5.3%	10.0%	12.0%	12.3%
% of FP17s for the same patient ID Re-attending within 3 months - Adults	162	1,703	9.5%	15.4%	16.0%	16.7%
% of FP17s for the same patient ID Re-attending between 3 & 9 months - Children	989	1,548	63.9%	51.1%	58.8%	57.6%
% of FP17s for the same patient ID Re-attending between 3 & 9 months - Adults	584	1,703	34.3%	46.4%	51.2%	50.1%
% of FP17s for Band 1 Urgent Courses	154	3,136	4.9%	8.1%	8.0%	9.1%
% of FP17s Relating to Free Repair or Replacements	1	3,136	0.0%	0.7%	0.8%	0.8%
% of FP17s Relating to Continuations	1	3,136	0.0%	0.9%	1.2%	1.2%
% of Patients satisfied with the dentistry they have received	3	4	N/A	92.1%	92.7%	92.8%
% of Patients satisfied with the time they had to wait for an appointment	3	4	N/A	90.3%	89.1%	88.7%

* This is based on patients treated on this contract for their most recent course of treatment. Figures in italics indicate the base number of FP17s or Patient Questionnaire responses are less than 100. N/A is shown where the base number of responses is less than 10 during the period. % is calculated as Quantity/Base number*100

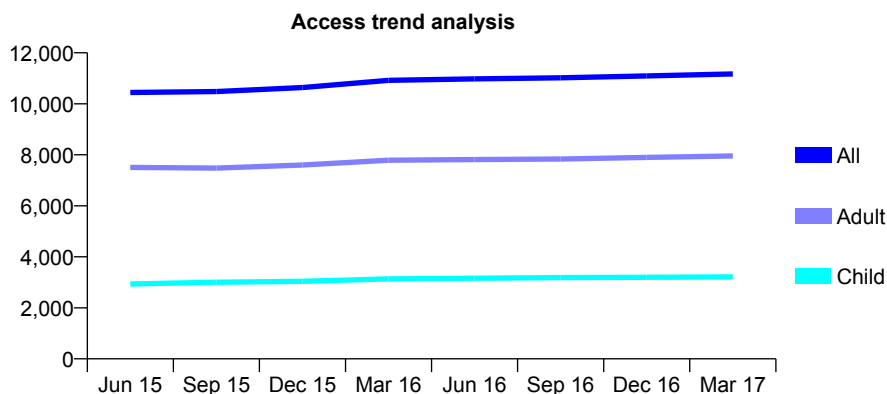
Q54 - Vital Signs At a Glance Contract Report for 190195/0008 - March 2017

Name or company name	Xeon Smiles UK Ltd
Contract type name	GDS Contract
Purpose of contract	General
Contract start date	01/04/2010
Contract end date	

16/17 Contracted general activity (UDA)	29,744
Carry forward general activity (UDA)	-388
16/17 Contracted orthodontic activity (UOA)	0
Carry forward orthodontic activity (UOA)	0
Baseline contract value	£719,601.00

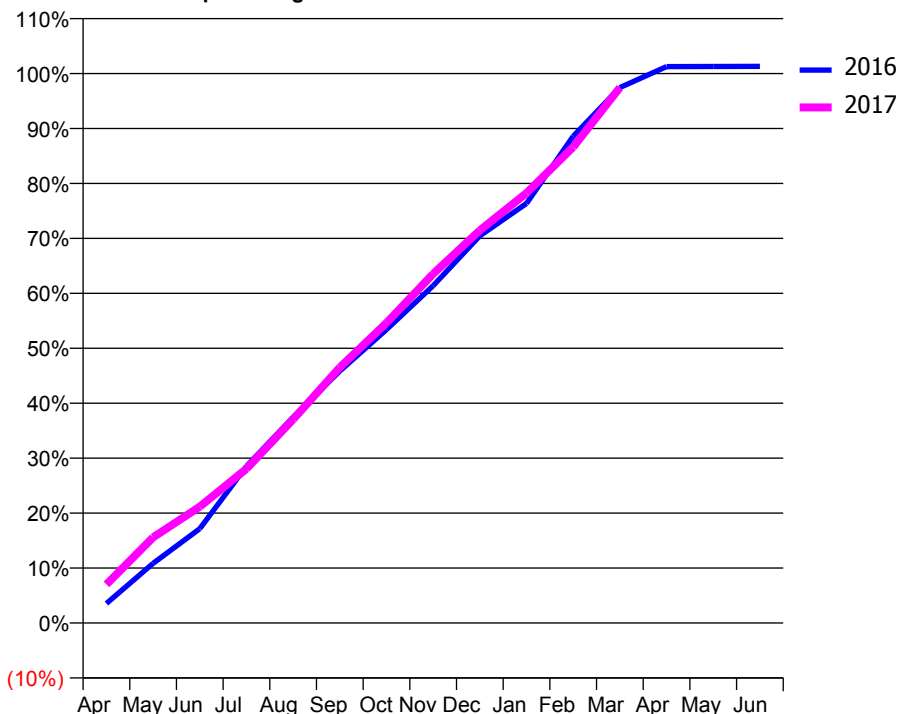
ACCESS*

Patients seen in 24 months	Total	Change since previous quarter
Quarter ending March 2016	10,921	
Quarter ending June 2016	10,976	→
Quarter ending September 2016	11,020	→
Quarter ending December 2016	11,095	→
Quarter ending March 2017	11,171	→
Variance since March 2016	2.3%	↑



ACTIVITY

Cumulative percentage of contracted UDA delivered 2016 & 2017



Month	Adjusted Scheduled Activity (UDA)	
	2016	2017
April	1,059	2,091
May	3,230	4,635
June	5,108	6,300
July	8,483	8,348
August	11,142	11,023
September	13,635	13,837
October	15,880	16,243
November	18,256	18,898
December	20,955	21,256
January	22,714	23,272
February	26,351	25,763
March	28,986	28,986
April	30,120	
May	30,126	
June	30,132	

QUALITY

	Quantity	Base Number	Contract	AT	Region	England
% of FP17s for the same patient ID Re-attending within 3 months - Children	191	4,140	4.6%	10.0%	12.0%	12.3%
% of FP17s for the same patient ID Re-attending within 3 months - Adults	1,120	8,978	12.5%	15.4%	16.0%	16.7%
% of FP17s for the same patient ID Re-attending between 3 & 9 months - Children	2,264	4,140	54.7%	51.1%	58.8%	57.6%
% of FP17s for the same patient ID Re-attending between 3 & 9 months - Adults	3,829	8,978	42.6%	46.4%	51.2%	50.1%
% of FP17s for Band 1 Urgent Courses	1,088	12,576	8.7%	8.1%	8.0%	9.1%
% of FP17s Relating to Free Repair or Replacements	122	12,576	1.0%	0.7%	0.8%	0.8%
% of FP17s Relating to Continuations	31	12,576	0.2%	0.9%	1.2%	1.2%
% of Patients satisfied with the dentistry they have received	6	6	N/A	92.1%	92.7%	92.8%
% of Patients satisfied with the time they had to wait for an appointment	3	6	N/A	90.3%	89.1%	88.7%

* This is based on patients treated on this contract for their most recent course of treatment. Figures in italics indicate the base number of FP17s or Patient Questionnaire responses are less than 100. N/A is shown where the base number of responses is less than 10 during the period. % is calculated as Quantity/Base number*100

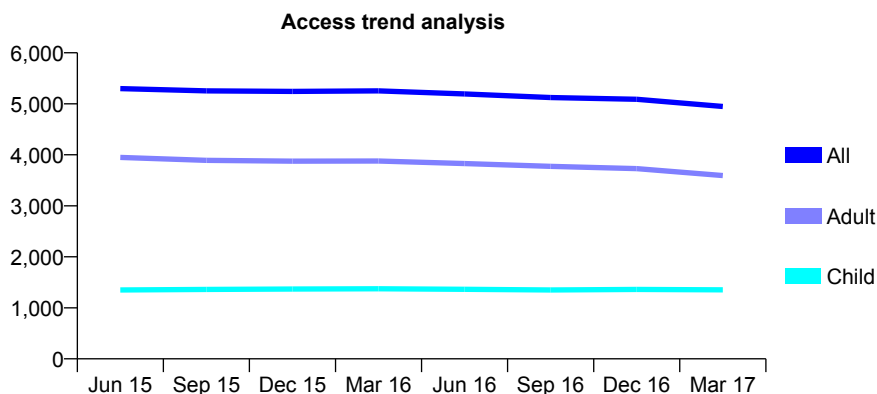
Q54 - Vital Signs At a Glance Contract Report for 190195/0019 - March 2017

Name or company name	Xeon Smiles UK Ltd
Contract type name	GDS Contract
Purpose of contract	General
Contract start date	18/07/2012
Contract end date	

16/17 Contracted general activity (UDA)	16,944
Carry forward general activity (UDA)	-185
16/17 Contracted orthodontic activity (UOA)	0
Carry forward orthodontic activity (UOA)	0
Baseline contract value	£400,504.98

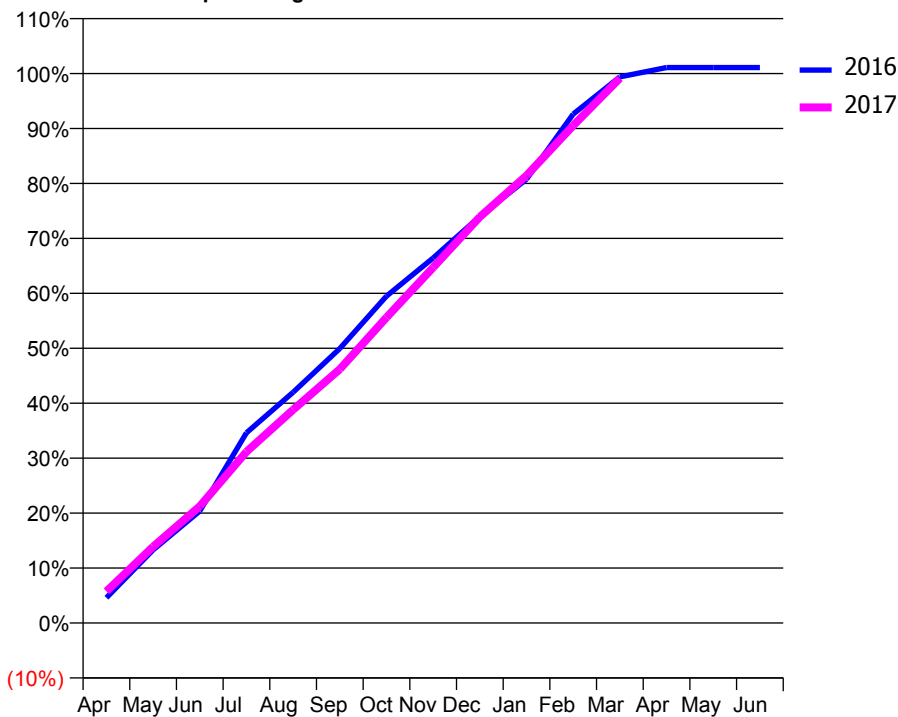
ACCESS*

Patients seen in 24 months	Total	Change since previous quarter
Quarter ending March 2016	5,253	
Quarter ending June 2016	5,193	↓
Quarter ending September 2016	5,124	↓
Quarter ending December 2016	5,090	→
Quarter ending March 2017	4,948	↓
Variance since March 2016	(5.8%)	↓



ACTIVITY

Cumulative percentage of contracted UDA delivered 2016 & 2017



Month	Adjusted Scheduled Activity (UDA)	
	2016	2017
April	779	978
May	2,255	2,353
June	3,454	3,598
July	5,867	5,282
August	7,114	6,577
September	8,463	7,828
October	10,080	9,421
November	11,255	10,966
December	12,539	12,524
January	13,686	13,796
February	15,691	15,340
March	16,839	16,800
April	17,126	
May	17,129	
June	17,129	

QUALITY

	Quantity	Base Number	Contract	AT	Region	England
% of FP17s for the same patient ID Re-attending within 3 months - Children	144	2,012	7.2%	10.0%	12.0%	12.3%
% of FP17s for the same patient ID Re-attending within 3 months - Adults	1,124	4,926	22.8%	15.4%	16.0%	16.7%
% of FP17s for the same patient ID Re-attending between 3 & 9 months - Children	1,264	2,012	62.8%	51.1%	58.8%	57.6%
% of FP17s for the same patient ID Re-attending between 3 & 9 months - Adults	2,326	4,926	47.2%	46.4%	51.2%	50.1%
% of FP17s for Band 1 Urgent Courses	952	6,770	14.1%	8.1%	8.0%	9.1%
% of FP17s Relating to Free Repair or Replacements	38	6,770	0.6%	0.7%	0.8%	0.8%
% of FP17s Relating to Continuations	7	6,770	0.1%	0.9%	1.2%	1.2%
% of Patients satisfied with the dentistry they have received	4	5	N/A	92.1%	92.7%	92.8%
% of Patients satisfied with the time they had to wait for an appointment	4	5	N/A	90.3%	89.1%	88.7%

* This is based on patients treated on this contract for their most recent course of treatment. Figures in italics indicate the base number of FP17s or Patient Questionnaire responses are less than 100. N/A is shown where the base number of responses is less than 10 during the period. % is calculated as Quantity/Base number*100

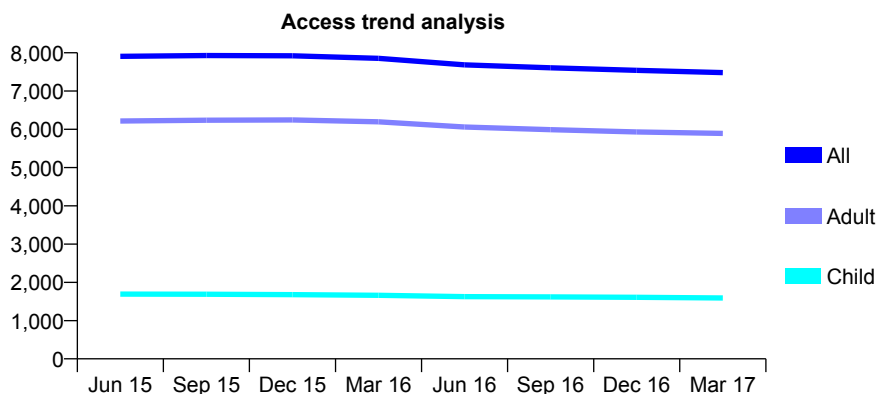
Q54 - Vital Signs At a Glance Contract Report for 190489/0001 - March 2017

Name or company name	Titley, Darby, Dehal and Associates
Contract type name	GDS Contract
Purpose of contract	General and Orthodontic
Contract start date	01/11/2011
Contract end date	

16/17 Contracted general activity (UDA)	27,023
Carry forward general activity (UDA)	0
16/17 Contracted orthodontic activity (UOA)	205
Carry forward orthodontic activity (UOA)	1
Baseline contract value	£649,204.09

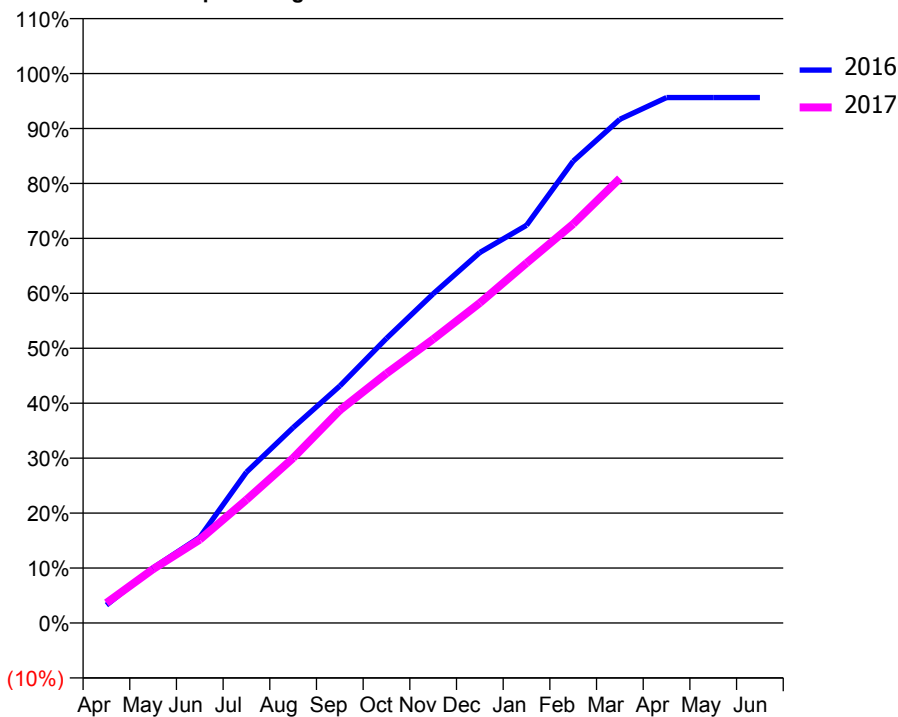
ACCESS*

Patients seen in 24 months	Total	Change since previous quarter
Quarter ending March 2016	7,856	
Quarter ending June 2016	7,685	↓
Quarter ending September 2016	7,608	↓
Quarter ending December 2016	7,541	→
Quarter ending March 2017	7,484	→
Variance since March 2016	(4.7%)	↓



ACTIVITY

Cumulative percentage of contracted UDA delivered 2016 & 2017



Month	Adjusted Scheduled Activity (UDA)	
	2016	2017
April	883	985
May	2,715	2,654
June	4,218	4,105
July	7,422	6,062
August	9,608	8,117
September	11,658	10,464
October	13,994	12,273
November	16,185	13,960
December	18,221	15,741
January	19,558	17,703
February	22,710	19,623
March	24,773	21,867
April	25,841	
May	25,842	
June	25,840	

QUALITY

	Quantity	Base Number	Contract	AT	Region	England
% of FP17s for the same patient ID Re-attending within 3 months - Children	178	2,588	6.9%	10.0%	12.0%	12.3%
% of FP17s for the same patient ID Re-attending within 3 months - Adults	1,359	9,163	14.8%	15.4%	16.0%	16.7%
% of FP17s for the same patient ID Re-attending between 3 & 9 months - Children	1,737	2,588	67.1%	51.1%	58.8%	57.6%
% of FP17s for the same patient ID Re-attending between 3 & 9 months - Adults	5,713	9,163	62.3%	46.4%	51.2%	50.1%
% of FP17s for Band 1 Urgent Courses	888	11,308	7.9%	8.1%	8.0%	9.1%
% of FP17s Relating to Free Repair or Replacements	87	11,308	0.8%	0.7%	0.8%	0.8%
% of FP17s Relating to Continuations	103	11,308	0.9%	0.9%	1.2%	1.2%
% of Patients satisfied with the dentistry they have received	16	16	100.0%	92.1%	92.7%	92.8%
% of Patients satisfied with the time they had to wait for an appointment	13	16	81.3%	90.3%	89.1%	88.7%

* This is based on patients treated on this contract for their most recent course of treatment. Figures in italics indicate the base number of FP17s or Patient Questionnaire responses are less than 100. N/A is shown where the base number of responses is less than 10 during the period. % is calculated as Quantity/Base number*100

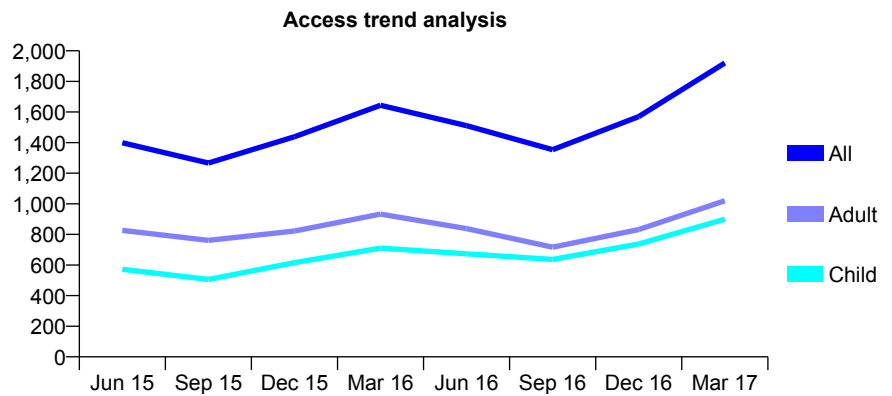
Q54 - Vital Signs At a Glance Contract Report for 193542/0001 - March 2017

Name or company name	Newtown Dental Practice
Contract type name	GDS Contract
Purpose of contract	General
Contract start date	01/07/2011
Contract end date	

16/17 Contracted general activity (UDA)	3,875
Carry forward general activity (UDA)	100
16/17 Contracted orthodontic activity (UOA)	0
Carry forward orthodontic activity (UOA)	0
Baseline contract value	£96,505.42

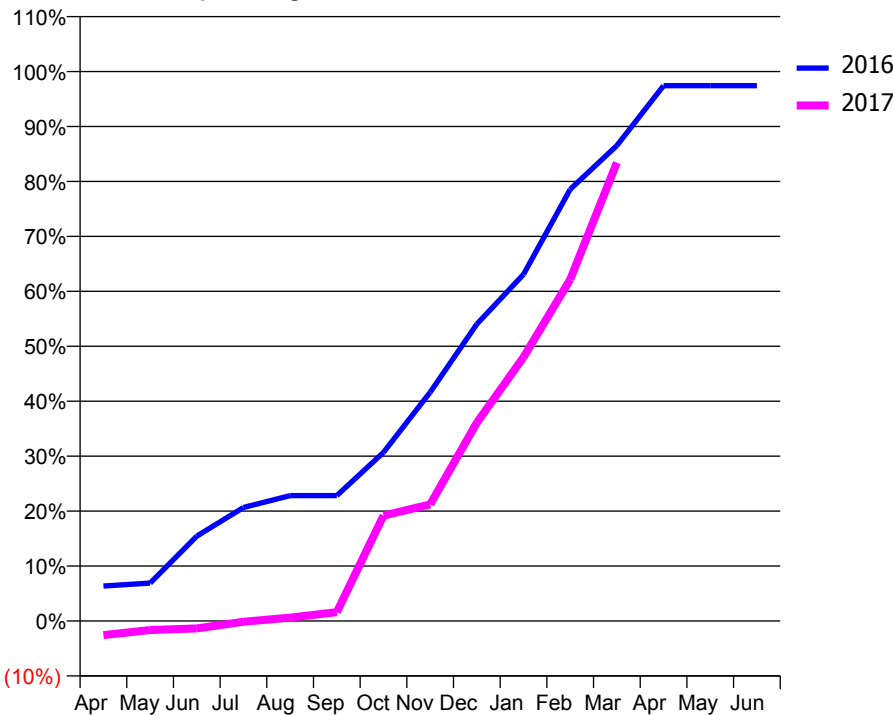
ACCESS*

Patients seen in 24 months	Total	Change since previous quarter
Quarter ending March 2016	1,644	
Quarter ending June 2016	1,511	↓
Quarter ending September 2016	1,354	↓
Quarter ending December 2016	1,570	↑
Quarter ending March 2017	1,920	↑
Variance since March 2016	16.8%	↑



ACTIVITY

Cumulative percentage of contracted UDA delivered 2016 & 2017



Month	Adjusted Scheduled Activity (UDA)	
	2016	2017
April	247	-100
May	268	-64
June	599	-53
July	800	-6
August	884	24
September	884	62
October	1,189	744
November	1,613	823
December	2,094	1,399
January	2,444	1,860
February	3,044	2,409
March	3,352	3,233
April	3,775	
May	3,775	
June	3,775	

QUALITY

	Quantity	Base Number	Contract	AT	Region	England
% of FP17s for the same patient ID Re-attending within 3 months - Children	47	840	5.6%	10.0%	12.0%	12.3%
% of FP17s for the same patient ID Re-attending within 3 months - Adults	84	947	8.9%	15.4%	16.0%	16.7%
% of FP17s for the same patient ID Re-attending between 3 & 9 months - Children	133	840	15.8%	51.1%	58.8%	57.6%
% of FP17s for the same patient ID Re-attending between 3 & 9 months - Adults	155	947	16.4%	46.4%	51.2%	50.1%
% of FP17s for Band 1 Urgent Courses	129	1,575	8.2%	8.1%	8.0%	9.1%
% of FP17s Relating to Free Repair or Replacements	0	1,575	0.0%	0.7%	0.8%	0.8%
% of FP17s Relating to Continuations	17	1,575	1.1%	0.9%	1.2%	1.2%
% of Patients satisfied with the dentistry they have received	3	3	N/A	92.1%	92.7%	92.8%
% of Patients satisfied with the time they had to wait for an appointment	3	3	N/A	90.3%	89.1%	88.7%

* This is based on patients treated on this contract for their most recent course of treatment. Figures in italics indicate the base number of FP17s or Patient Questionnaire responses are less than 100. N/A is shown where the base number of responses is less than 10 during the period. % is calculated as Quantity/Base number*100

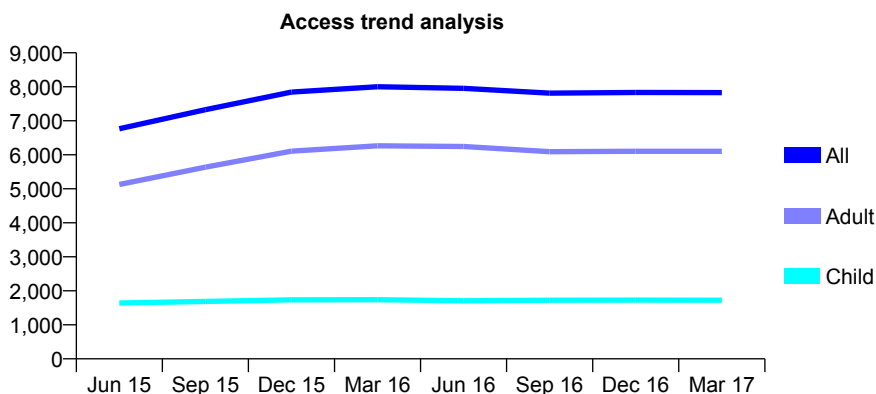
Q54 - Vital Signs At a Glance Contract Report for 195685/0001 - March 2017

Name or company name	Wolverhampton dental care
Contract type name	GDS Contract
Purpose of contract	General
Contract start date	01/04/2014
Contract end date	

16/17 Contracted general activity (UDA)	22,943
Carry forward general activity (UDA)	-459
16/17 Contracted orthodontic activity (UOA)	0
Carry forward orthodontic activity (UOA)	0
Baseline contract value	£483,296.60

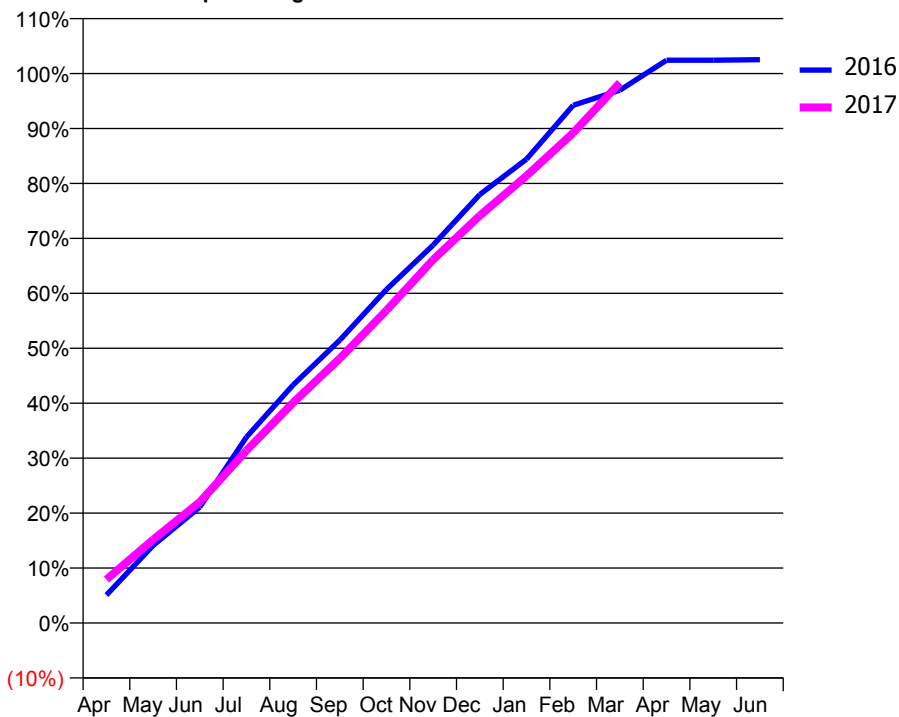
ACCESS*

Patients seen in 24 months	Total	Change since previous quarter
Quarter ending March 2016	8,001	
Quarter ending June 2016	7,955	→
Quarter ending September 2016	7,814	↓
Quarter ending December 2016	7,832	→
Quarter ending March 2017	7,830	→
Variance since March 2016	(2.1%)	↓



ACTIVITY

Cumulative percentage of contracted UDA delivered 2016 & 2017



Month	Adjusted Scheduled Activity (UDA)	
	2016	2017
April	1,165	1,819
May	3,236	3,480
June	4,842	5,053
July	7,766	7,200
August	9,942	9,202
September	11,811	11,046
October	13,928	13,053
November	15,782	15,168
December	17,890	17,011
January	19,366	18,670
February	21,617	20,464
March	22,245	22,557
April	23,498	
May	23,495	
June	23,519	

QUALITY

	Quantity	Base Number	Contract	AT	Region	England
% of FP17s for the same patient ID Re-attending within 3 months - Children	211	2,679	7.9%	10.0%	12.0%	12.3%
% of FP17s for the same patient ID Re-attending within 3 months - Adults	1,223	7,348	16.6%	15.4%	16.0%	16.7%
% of FP17s for the same patient ID Re-attending between 3 & 9 months - Children	1,457	2,679	54.4%	51.1%	58.8%	57.6%
% of FP17s for the same patient ID Re-attending between 3 & 9 months - Adults	2,692	7,348	36.6%	46.4%	51.2%	50.1%
% of FP17s for Band 1 Urgent Courses	771	9,396	8.2%	8.1%	8.0%	9.1%
% of FP17s Relating to Free Repair or Replacements	104	9,396	1.1%	0.7%	0.8%	0.8%
% of FP17s Relating to Continuations	190	9,396	2.0%	0.9%	1.2%	1.2%
% of Patients satisfied with the dentistry they have received	6	7	N/A	92.1%	92.7%	92.8%
% of Patients satisfied with the time they had to wait for an appointment	6	7	N/A	90.3%	89.1%	88.7%

* This is based on patients treated on this contract for their most recent course of treatment. Figures in italics indicate the base number of FP17s or Patient Questionnaire responses are less than 100. N/A is shown where the base number of responses is less than 10 during the period. % is calculated as Quantity/Base number*100

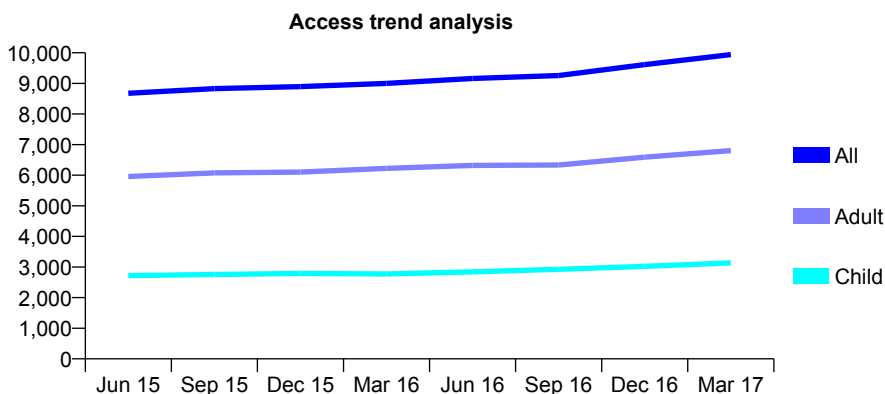
Q54 - Vital Signs At a Glance Contract Report for 196606/0001 - March 2017

Name or company name	Mr Anil Tandon and Mr Anoup Nandra
Contract type name	GDS Contract
Purpose of contract	General
Contract start date	01/04/2012
Contract end date	

16/17 Contracted general activity (UDA)	29,289
Carry forward general activity (UDA)	-586
16/17 Contracted orthodontic activity (UOA)	0
Carry forward orthodontic activity (UOA)	0
Baseline contract value	£921,061.95

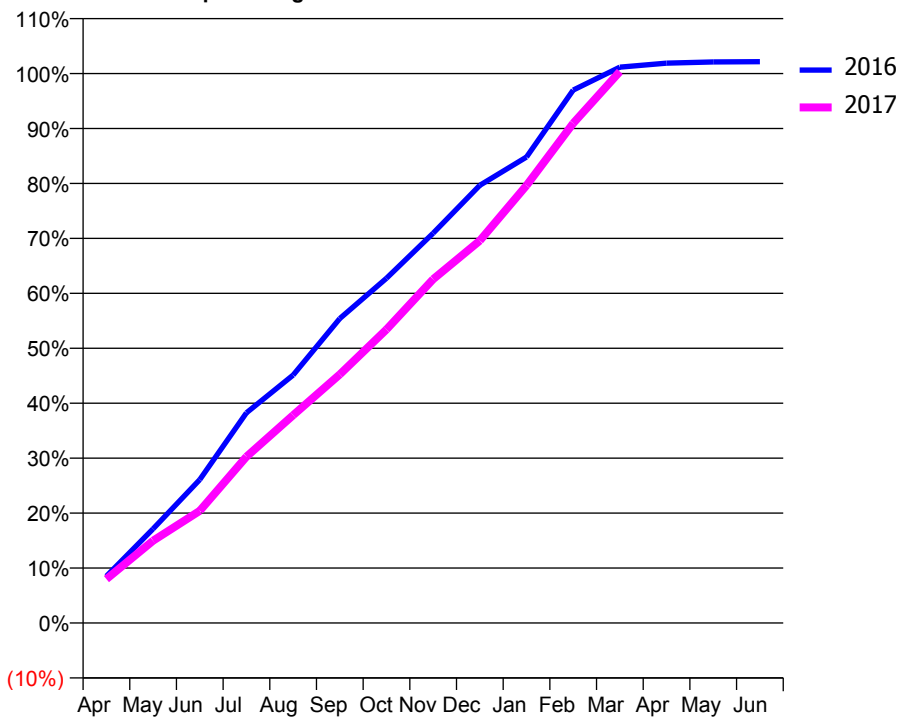
ACCESS*

Patients seen in 24 months	Total	Change since previous quarter
Quarter ending March 2016	8,999	
Quarter ending June 2016	9,162	→
Quarter ending September 2016	9,259	→
Quarter ending December 2016	9,613	↑
Quarter ending March 2017	9,939	↑
Variance since March 2016	10.4%	↑



ACTIVITY

Cumulative percentage of contracted UDA delivered 2016 & 2017



Month	Adjusted Scheduled Activity (UDA)	
	2016	2017
April	2,497	2,340
May	5,024	4,387
June	7,647	5,983
July	11,205	8,864
August	13,217	11,080
September	16,228	13,250
October	18,375	15,644
November	20,778	18,325
December	23,328	20,384
January	24,838	23,325
February	28,403	26,634
March	29,625	29,392
April	29,842	
May	29,904	
June	29,916	

QUALITY

	Quantity	Base Number	Contract	AT	Region	England
% of FP17s for the same patient ID Re-attending within 3 months - Children	348	4,439	7.8%	10.0%	12.0%	12.3%
% of FP17s for the same patient ID Re-attending within 3 months - Adults	1,264	8,302	15.2%	15.4%	16.0%	16.7%
% of FP17s for the same patient ID Re-attending between 3 & 9 months - Children	2,237	4,439	50.4%	51.1%	58.8%	57.6%
% of FP17s for the same patient ID Re-attending between 3 & 9 months - Adults	3,476	8,302	41.9%	46.4%	51.2%	50.1%
% of FP17s for Band 1 Urgent Courses	1,204	11,669	10.3%	8.1%	8.0%	9.1%
% of FP17s Relating to Free Repair or Replacements	20	11,669	0.2%	0.7%	0.8%	0.8%
% of FP17s Relating to Continuations	4	11,669	0.0%	0.9%	1.2%	1.2%
% of Patients satisfied with the dentistry they have received	9	12	75.0%	92.1%	92.7%	92.8%
% of Patients satisfied with the time they had to wait for an appointment	10	12	83.3%	90.3%	89.1%	88.7%

* This is based on patients treated on this contract for their most recent course of treatment. Figures in italics indicate the base number of FP17s or Patient Questionnaire responses are less than 100. N/A is shown where the base number of responses is less than 10 during the period. % is calculated as Quantity/Base number*100

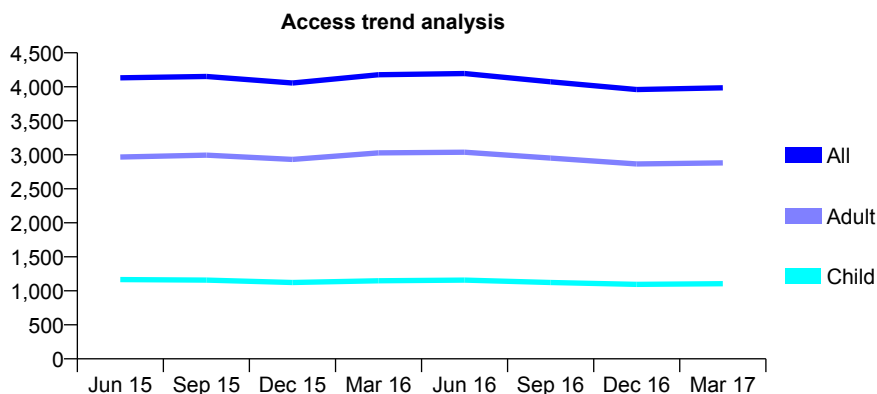
Q54 - Vital Signs At a Glance Contract Report for 197734/0001 - March 2017

Name or company name	Robinson & Dicker Dental Practice
Contract type name	GDS Contract
Purpose of contract	General
Contract start date	01/04/2006
Contract end date	

16/17 Contracted general activity (UDA)	10,906
Carry forward general activity (UDA)	0
16/17 Contracted orthodontic activity (UOA)	0
Carry forward orthodontic activity (UOA)	0
Baseline contract value	£256,134.34

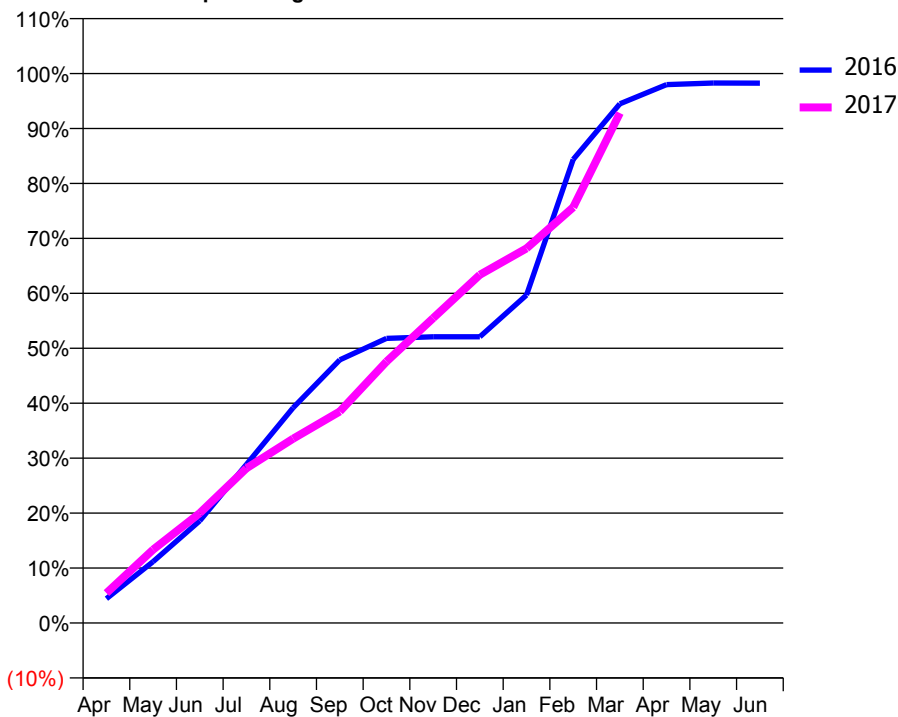
ACCESS*

Patients seen in 24 months	Total	Change since previous quarter
Quarter ending March 2016	4,177	
Quarter ending June 2016	4,195	→
Quarter ending September 2016	4,074	↓
Quarter ending December 2016	3,960	↓
Quarter ending March 2017	3,985	→
Variance since March 2016	(4.6%)	↓



ACTIVITY

Cumulative percentage of contracted UDA delivered 2016 & 2017



Month	Adjusted Scheduled Activity (UDA)	
	2016	2017
April	484	594
May	1,220	1,458
June	2,028	2,183
July	3,148	3,071
August	4,273	3,658
September	5,224	4,199
October	5,649	5,187
November	5,680	6,050
December	5,680	6,912
January	6,510	7,435
February	9,200	8,250
March	10,305	10,122
April	10,686	
May	10,717	
June	10,714	

QUALITY

	Quantity	Base Number	Contract	AT	Region	England
% of FP17s for the same patient ID Re-attending within 3 months - Children	104	1,615	6.4%	10.0%	12.0%	12.3%
% of FP17s for the same patient ID Re-attending within 3 months - Adults	634	3,682	17.2%	15.4%	16.0%	16.7%
% of FP17s for the same patient ID Re-attending between 3 & 9 months - Children	982	1,615	60.8%	51.1%	58.8%	57.6%
% of FP17s for the same patient ID Re-attending between 3 & 9 months - Adults	2,027	3,682	55.1%	46.4%	51.2%	50.1%
% of FP17s for Band 1 Urgent Courses	392	5,090	7.7%	8.1%	8.0%	9.1%
% of FP17s Relating to Free Repair or Replacements	26	5,090	0.5%	0.7%	0.8%	0.8%
% of FP17s Relating to Continuations	2	5,090	0.0%	0.9%	1.2%	1.2%
% of Patients satisfied with the dentistry they have received	7	7	N/A	92.1%	92.7%	92.8%
% of Patients satisfied with the time they had to wait for an appointment	7	7	N/A	90.3%	89.1%	88.7%

* This is based on patients treated on this contract for their most recent course of treatment. Figures in italics indicate the base number of FP17s or Patient Questionnaire responses are less than 100. N/A is shown where the base number of responses is less than 10 during the period. % is calculated as Quantity/Base number*100

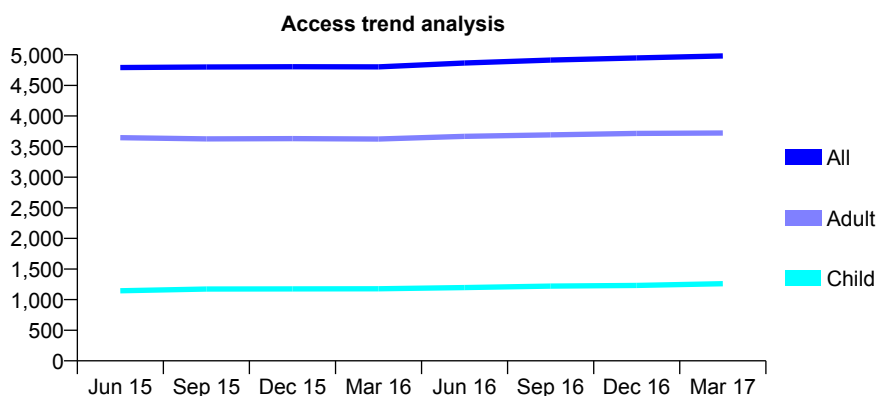
Q54 - Vital Signs At a Glance Contract Report for 198412/0001 - March 2017

Name or company name	Castle Care Dental Practice
Contract type name	GDS Contract
Purpose of contract	General
Contract start date	01/07/2010
Contract end date	

16/17 Contracted general activity (UDA)	13,080
Carry forward general activity (UDA)	-195
16/17 Contracted orthodontic activity (UOA)	0
Carry forward orthodontic activity (UOA)	0
Baseline contract value	£319,327.53

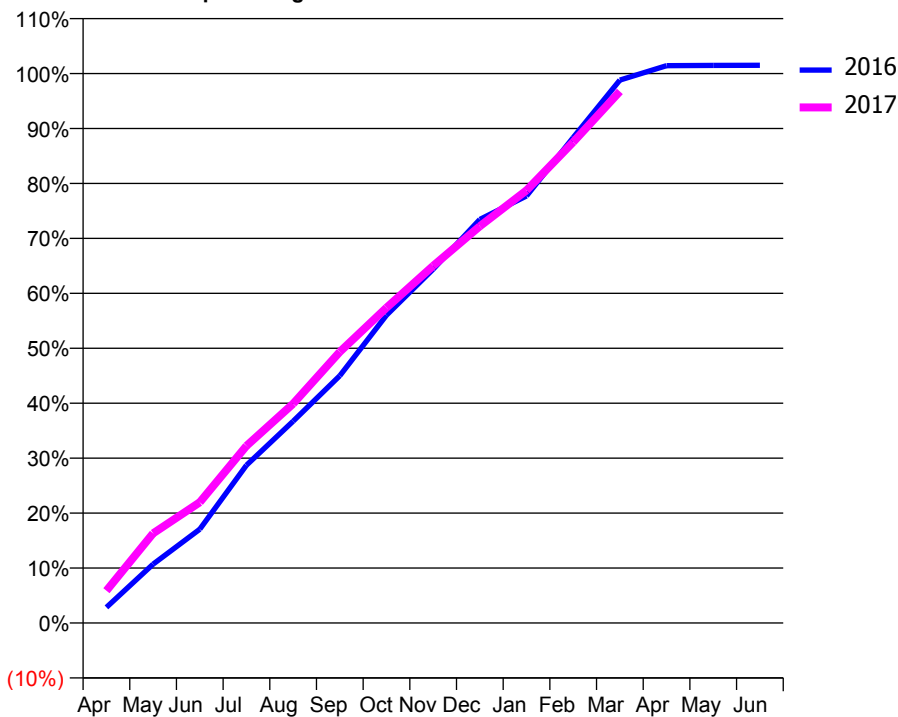
ACCESS*

Patients seen in 24 months	Total	Change since previous quarter
Quarter ending March 2016	4,803	
Quarter ending June 2016	4,865	→
Quarter ending September 2016	4,914	→
Quarter ending December 2016	4,948	→
Quarter ending March 2017	4,982	→
Variance since March 2016	3.7%	↑



ACTIVITY

Cumulative percentage of contracted UDA delivered 2016 & 2017



Month	Adjusted Scheduled Activity (UDA)	
	2016	2017
April	374	770
May	1,403	2,133
June	2,232	2,875
July	3,756	4,217
August	4,804	5,219
September	5,885	6,455
October	7,328	7,506
November	8,422	8,501
December	9,607	9,445
January	10,164	10,298
February	11,556	11,448
March	12,924	12,654
April	13,268	
May	13,274	
June	13,275	

QUALITY

	Quantity	Base Number	Contract	AT	Region	England
% of FP17s for the same patient ID Re-attending within 3 months - Children	115	1,683	6.8%	10.0%	12.0%	12.3%
% of FP17s for the same patient ID Re-attending within 3 months - Adults	681	4,543	15.0%	15.4%	16.0%	16.7%
% of FP17s for the same patient ID Re-attending between 3 & 9 months - Children	861	1,683	51.2%	51.1%	58.8%	57.6%
% of FP17s for the same patient ID Re-attending between 3 & 9 months - Adults	1,888	4,543	41.6%	46.4%	51.2%	50.1%
% of FP17s for Band 1 Urgent Courses	563	6,052	9.3%	8.1%	8.0%	9.1%
% of FP17s Relating to Free Repair or Replacements	71	6,052	1.2%	0.7%	0.8%	0.8%
% of FP17s Relating to Continuations	47	6,052	0.8%	0.9%	1.2%	1.2%
% of Patients satisfied with the dentistry they have received	5	5	N/A	92.1%	92.7%	92.8%
% of Patients satisfied with the time they had to wait for an appointment	4	5	N/A	90.3%	89.1%	88.7%

* This is based on patients treated on this contract for their most recent course of treatment. Figures in italics indicate the base number of FP17s or Patient Questionnaire responses are less than 100. N/A is shown where the base number of responses is less than 10 during the period. % is calculated as Quantity/Base number*100

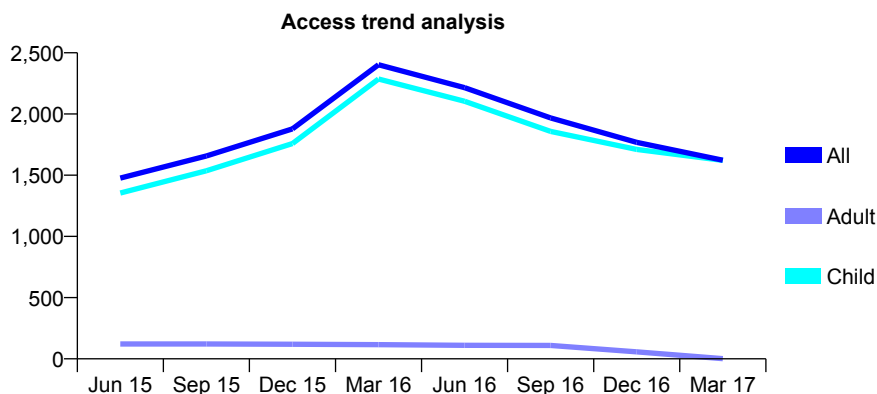
Q54 - Vital Signs At a Glance Contract Report for 198536/0001 - March 2017

Name or company name	BCHC - Walsall Mobile
Contract type name	PDS Contract
Purpose of contract	General
Contract start date	01/10/2014
Contract end date	30/09/2024

16/17 Contracted general activity (UDA)	1,687
Carry forward general activity (UDA)	0
16/17 Contracted orthodontic activity (UOA)	0
Carry forward orthodontic activity (UOA)	0
Baseline contract value	£0.00

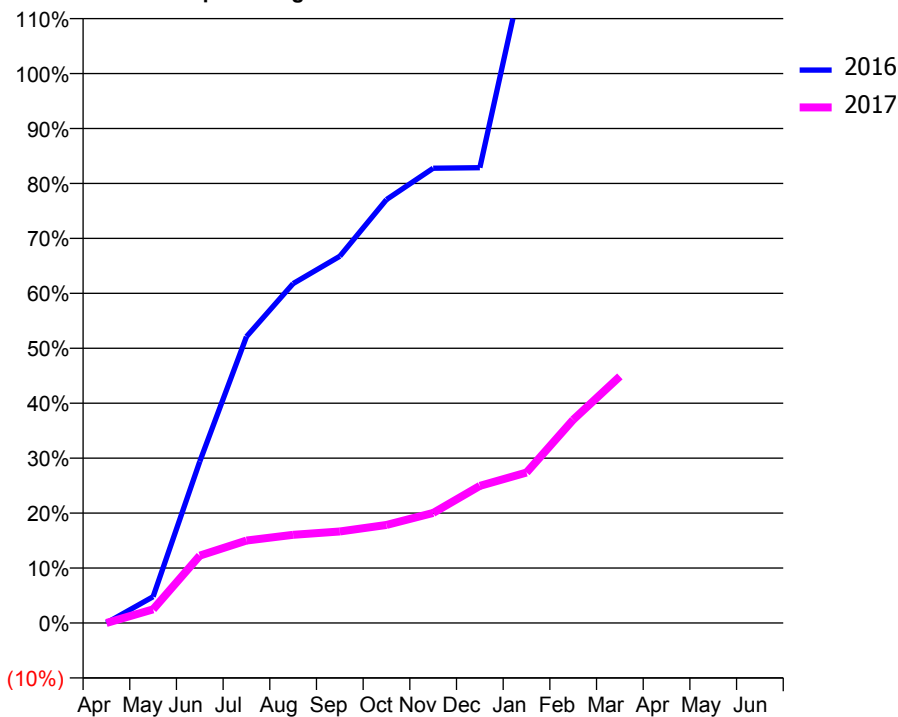
ACCESS*

Patients seen in 24 months	Total	Change since previous quarter
Quarter ending March 2016	2,402	
Quarter ending June 2016	2,215	↓
Quarter ending September 2016	1,968	↓
Quarter ending December 2016	1,768	↓
Quarter ending March 2017	1,623	↓
Variance since March 2016	(32.4%)	↓



ACTIVITY

Cumulative percentage of contracted UDA delivered 2016 & 2017



Month	Adjusted Scheduled Activity (UDA)	
	2016	2017
April	0	0
May	81	42
June	496	207
July	879	253
August	1,042	271
September	1,126	281
October	1,300	301
November	1,396	338
December	1,398	421
January	2,042	462
February	2,378	624
March	2,633	757
April	2,757	
May	2,760	
June	2,816	

QUALITY

	Quantity	Base Number	Contract	AT	Region	England
% of FP17s for the same patient ID Re-attending within 3 months - Children	1	868	0.1%	10.0%	12.0%	12.3%
% of FP17s for the same patient ID Re-attending within 3 months - Adults	0	1	0.0%	15.4%	16.0%	16.7%
% of FP17s for the same patient ID Re-attending between 3 & 9 months - Children	4	868	0.5%	51.1%	58.8%	57.6%
% of FP17s for the same patient ID Re-attending between 3 & 9 months - Adults	0	1	0.0%	46.4%	51.2%	50.1%
% of FP17s for Band 1 Urgent Courses	1	671	0.1%	8.1%	8.0%	9.1%
% of FP17s Relating to Free Repair or Replacements	0	671	0.0%	0.7%	0.8%	0.8%
% of FP17s Relating to Continuations	0	671	0.0%	0.9%	1.2%	1.2%
% of Patients satisfied with the dentistry they have received	0	0	N/A	92.1%	92.7%	92.8%
% of Patients satisfied with the time they had to wait for an appointment	0	0	N/A	90.3%	89.1%	88.7%

* This is based on patients treated on this contract for their most recent course of treatment. Figures in italics indicate the base number of FP17s or Patient Questionnaire responses are less than 100. N/A is shown where the base number of responses is less than 10 during the period. % is calculated as Quantity/Base number*100

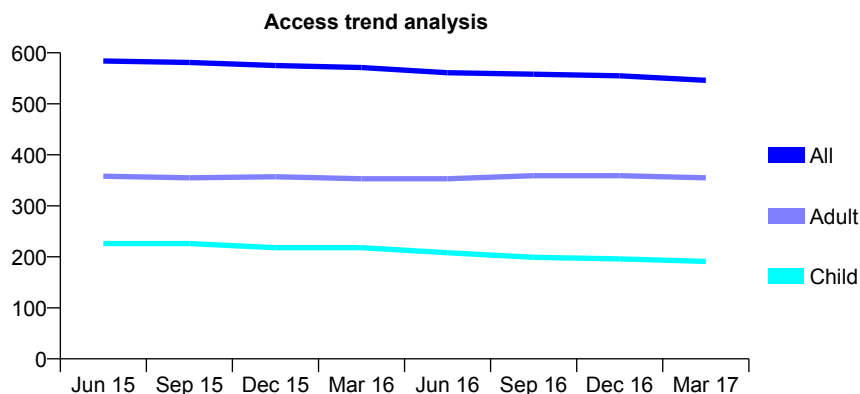
Q54 - Vital Signs At a Glance Contract Report for 210285/0001 - March 2017

Name or company name	MR MI WEBB
Contract type name	GDS Contract
Purpose of contract	General
Contract start date	01/04/2006
Contract end date	

16/17 Contracted general activity (UDA)	2,000
Carry forward general activity (UDA)	0
16/17 Contracted orthodontic activity (UOA)	0
Carry forward orthodontic activity (UOA)	0
Baseline contract value	£45,282.46

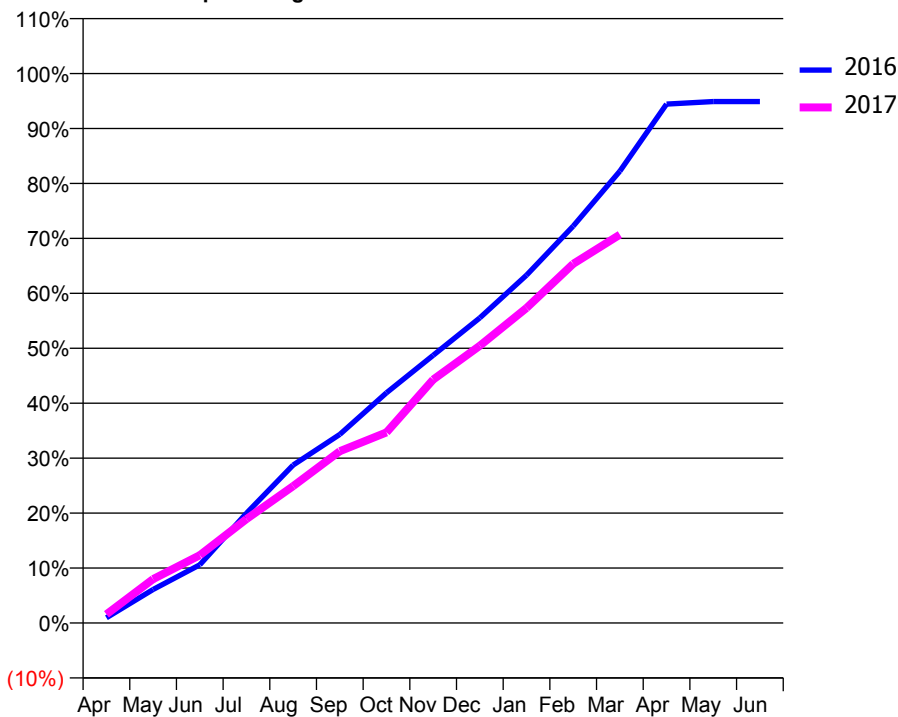
ACCESS*

Patients seen in 24 months	Total	Change since previous quarter
Quarter ending March 2016	571	
Quarter ending June 2016	561	↓
Quarter ending September 2016	558	→
Quarter ending December 2016	555	→
Quarter ending March 2017	546	↓
Variance since March 2016	(4.4%)	↓



ACTIVITY

Cumulative percentage of contracted UDA delivered 2016 & 2017



Adjusted Scheduled Activity (UDA)

Month	2016	2017
April	19	32
May	122	160
June	212	247
July	400	378
August	575	498
September	687	625
October	838	694
November	974	886
December	1,111	1,009
January	1,266	1,147
February	1,445	1,307
March	1,645	1,414
April	1,889	
May	1,898	
June	1,898	

QUALITY

	Quantity	Base Number	Contract	AT	Region	England
% of FP17s for the same patient ID Re-attending within 3 months - Children	19	323	5.9%	10.0%	12.0%	12.3%
% of FP17s for the same patient ID Re-attending within 3 months - Adults	88	518	17.0%	15.4%	16.0%	16.7%
% of FP17s for the same patient ID Re-attending between 3 & 9 months - Children	226	323	70.0%	51.1%	58.8%	57.6%
% of FP17s for the same patient ID Re-attending between 3 & 9 months - Adults	308	518	59.5%	46.4%	51.2%	50.1%
% of FP17s for Band 1 Urgent Courses	63	763	8.3%	8.1%	8.0%	9.1%
% of FP17s Relating to Free Repair or Replacements	0	763	0.0%	0.7%	0.8%	0.8%
% of FP17s Relating to Continuations	13	763	1.7%	0.9%	1.2%	1.2%
% of Patients satisfied with the dentistry they have received	1	1	N/A	92.1%	92.7%	92.8%
% of Patients satisfied with the time they had to wait for an appointment	1	1	N/A	90.3%	89.1%	88.7%

* This is based on patients treated on this contract for their most recent course of treatment. Figures in italics indicate the base number of FP17s or Patient Questionnaire responses are less than 100. N/A is shown where the base number of responses is less than 10 during the period. % is calculated as Quantity/Base number*100

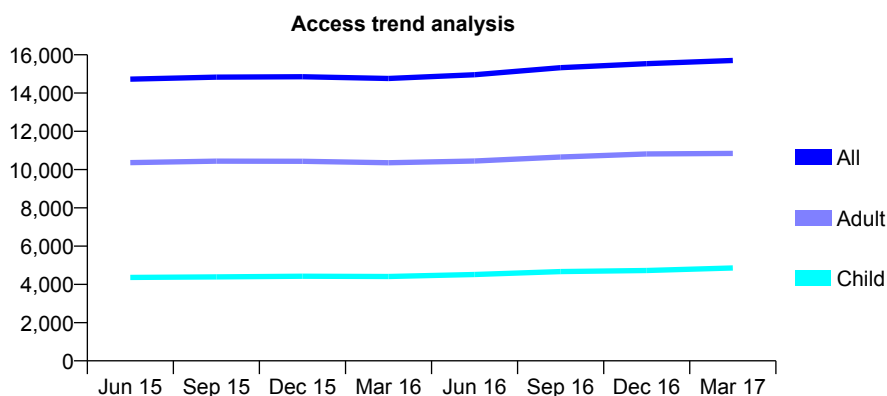
Q54 - Vital Signs At a Glance Contract Report for 214299/0002 - March 2017

Name or company name	MR JS KAINTH
Contract type name	GDS Contract
Purpose of contract	General
Contract start date	28/01/2013
Contract end date	

16/17 Contracted general activity (UDA)	39,079
Carry forward general activity (UDA)	1,322
16/17 Contracted orthodontic activity (UOA)	0
Carry forward orthodontic activity (UOA)	0
Baseline contract value	£954,129.45

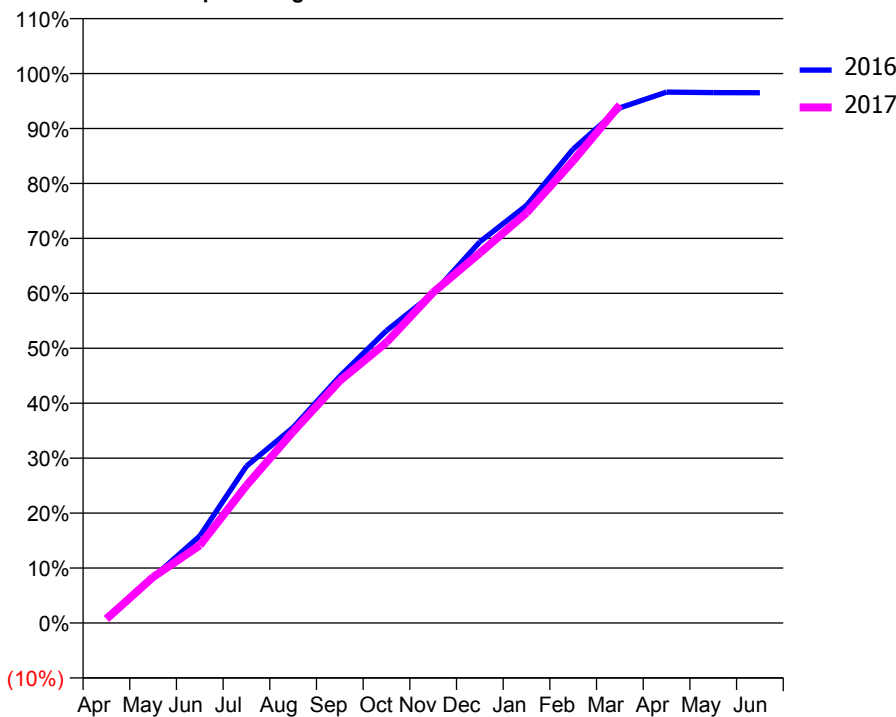
ACCESS*

Patients seen in 24 months	Total	Change since previous quarter
Quarter ending March 2016	14,764	
Quarter ending June 2016	14,958	→
Quarter ending September 2016	15,330	↑
Quarter ending December 2016	15,538	→
Quarter ending March 2017	15,701	→
Variance since March 2016	6.3%	↑



ACTIVITY

Cumulative percentage of contracted UDA delivered 2016 & 2017



Adjusted Scheduled Activity (UDA)

Month	2016	2017
April	402	291
May	3,143	3,269
June	5,982	5,519
July	10,785	9,786
August	13,442	13,614
September	16,963	17,231
October	20,096	19,956
November	22,657	23,514
December	26,208	26,315
January	28,709	29,170
February	32,583	32,876
March	35,418	36,852
April	36,503	
May	36,468	
June	36,457	

QUALITY

	Quantity	Base Number	Contract	AT	Region	England
% of FP17s for the same patient ID Re-attending within 3 months - Children	267	5,574	4.8%	10.0%	12.0%	12.3%
% of FP17s for the same patient ID Re-attending within 3 months - Adults	1,361	11,566	11.8%	15.4%	16.0%	16.7%
% of FP17s for the same patient ID Re-attending between 3 & 9 months - Children	2,213	5,574	39.7%	51.1%	58.8%	57.6%
% of FP17s for the same patient ID Re-attending between 3 & 9 months - Adults	4,100	11,566	35.4%	46.4%	51.2%	50.1%
% of FP17s for Band 1 Urgent Courses	1,569	16,670	9.4%	8.1%	8.0%	9.1%
% of FP17s Relating to Free Repair or Replacements	137	16,670	0.8%	0.7%	0.8%	0.8%
% of FP17s Relating to Continuations	206	16,670	1.2%	0.9%	1.2%	1.2%
% of Patients satisfied with the dentistry they have received	14	15	93.3%	92.1%	92.7%	92.8%
% of Patients satisfied with the time they had to wait for an appointment	14	15	93.3%	90.3%	89.1%	88.7%

* This is based on patients treated on this contract for their most recent course of treatment. Figures in italics indicate the base number of FP17s or Patient Questionnaire responses are less than 100. N/A is shown where the base number of responses is less than 10 during the period. % is calculated as Quantity/Base number*100

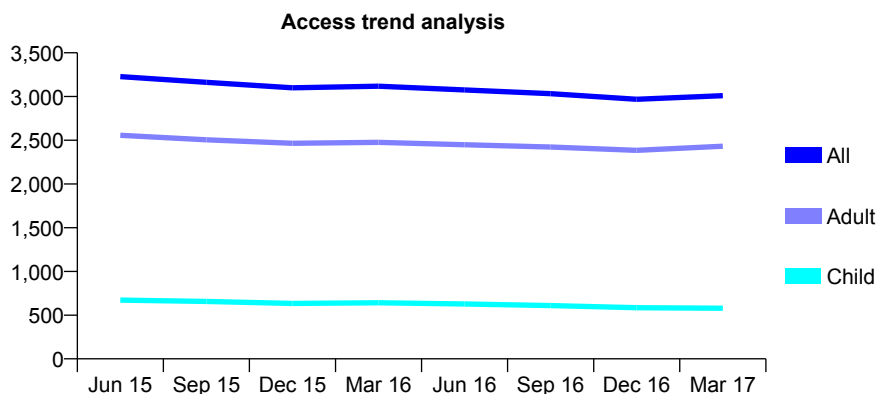
Q54 - Vital Signs At a Glance Contract Report for 215465/0001 - March 2017

Name or company name	MR GM SMITH
Contract type name	GDS Contract
Purpose of contract	General
Contract start date	01/04/2006
Contract end date	

16/17 Contracted general activity (UDA)	9,458
Carry forward general activity (UDA)	308
16/17 Contracted orthodontic activity (UOA)	0
Carry forward orthodontic activity (UOA)	0
Baseline contract value	£219,495.73

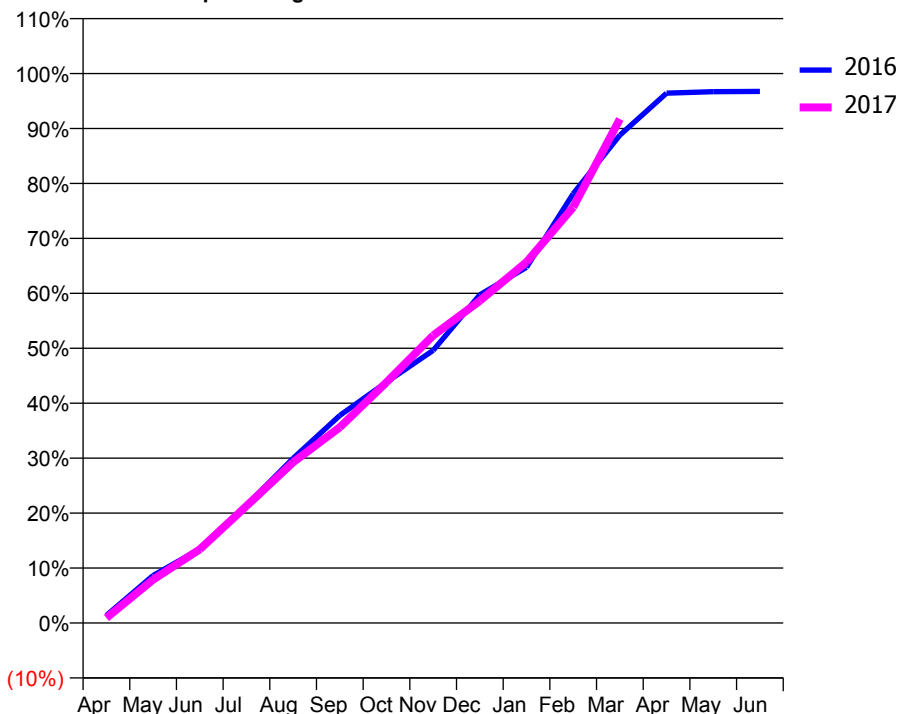
ACCESS*

Patients seen in 24 months	Total	Change since previous quarter
Quarter ending March 2016	3,118	
Quarter ending June 2016	3,076	↓
Quarter ending September 2016	3,032	↓
Quarter ending December 2016	2,969	↓
Quarter ending March 2017	3,010	→
Variance since March 2016	(3.5%)	↓



ACTIVITY

Cumulative percentage of contracted UDA delivered 2016 & 2017



Adjusted Scheduled Activity (UDA)

Month	2016	2017
April	133	88
May	818	748
June	1,276	1,267
July	2,025	2,014
August	2,836	2,767
September	3,572	3,368
October	4,147	4,143
November	4,694	4,950
December	5,649	5,546
January	6,121	6,211
February	7,390	7,158
March	8,396	8,675
April	9,119	
May	9,145	
June	9,150	

QUALITY

	Quantity	Base Number	Contract	AT	Region	England
% of FP17s for the same patient ID Re-attending within 3 months - Children	62	784	7.9%	10.0%	12.0%	12.3%
% of FP17s for the same patient ID Re-attending within 3 months - Adults	726	3,428	21.2%	15.4%	16.0%	16.7%
% of FP17s for the same patient ID Re-attending between 3 & 9 months - Children	331	784	42.2%	51.1%	58.8%	57.6%
% of FP17s for the same patient ID Re-attending between 3 & 9 months - Adults	1,309	3,428	38.2%	46.4%	51.2%	50.1%
% of FP17s for Band 1 Urgent Courses	461	3,947	11.7%	8.1%	8.0%	9.1%
% of FP17s Relating to Free Repair or Replacements	45	3,947	1.1%	0.7%	0.8%	0.8%
% of FP17s Relating to Continuations	119	3,947	3.0%	0.9%	1.2%	1.2%
% of Patients satisfied with the dentistry they have received	5	5	N/A	92.1%	92.7%	92.8%
% of Patients satisfied with the time they had to wait for an appointment	5	5	N/A	90.3%	89.1%	88.7%

* This is based on patients treated on this contract for their most recent course of treatment. Figures in italics indicate the base number of FP17s or Patient Questionnaire responses are less than 100. N/A is shown where the base number of responses is less than 10 during the period. % is calculated as Quantity/Base number*100

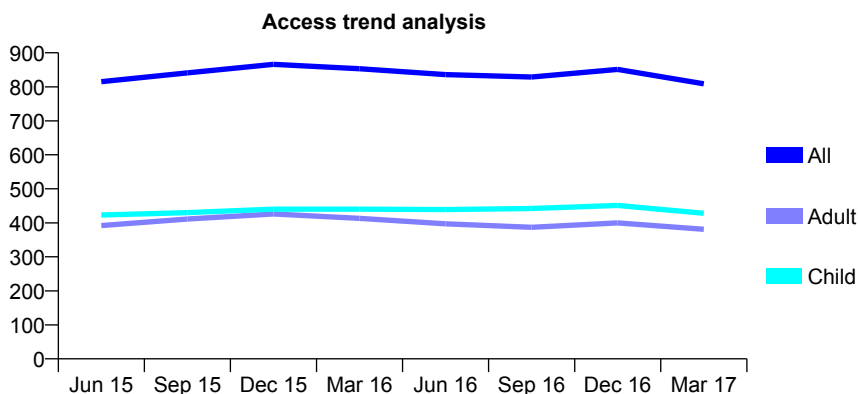
Q54 - Vital Signs At a Glance Contract Report for 215732/0001 - March 2017

Name or company name	Hall Green Dental Practice
Contract type name	GDS Contract
Purpose of contract	General
Contract start date	01/04/2006
Contract end date	

16/17 Contracted general activity (UDA)	2,225
Carry forward general activity (UDA)	-28
16/17 Contracted orthodontic activity (UOA)	0
Carry forward orthodontic activity (UOA)	0
Baseline contract value	£54,680.84

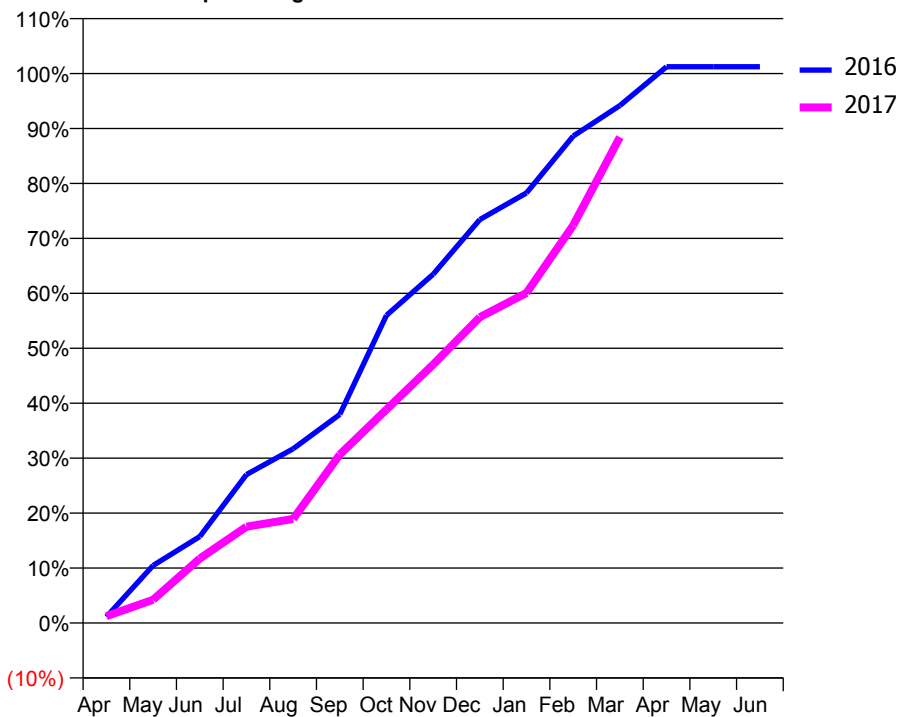
ACCESS*

Patients seen in 24 months	Total	Change since previous quarter
Quarter ending March 2016	853	
Quarter ending June 2016	836	↓
Quarter ending September 2016	829	→
Quarter ending December 2016	851	↑
Quarter ending March 2017	809	↓
Variance since March 2016	(5.2%)	↓



ACTIVITY

Cumulative percentage of contracted UDA delivered 2016 & 2017



Adjusted Scheduled Activity (UDA)

Month	2016	2017
April	25	28
May	233	94
June	350	261
July	601	390
August	705	421
September	845	682
October	1,246	865
November	1,412	1,047
December	1,633	1,238
January	1,742	1,337
February	1,971	1,610
March	2,095	1,967
April	2,253	
May	2,253	
June	2,253	

QUALITY

	Quantity	Base Number	Contract	AT	Region	England
% of FP17s for the same patient ID Re-attending within 3 months - Children	19	636	3.0%	10.0%	12.0%	12.3%
% of FP17s for the same patient ID Re-attending within 3 months - Adults	16	313	5.1%	15.4%	16.0%	16.7%
% of FP17s for the same patient ID Re-attending between 3 & 9 months - Children	408	636	64.2%	51.1%	58.8%	57.6%
% of FP17s for the same patient ID Re-attending between 3 & 9 months - Adults	118	313	37.7%	46.4%	51.2%	50.1%
% of FP17s for Band 1 Urgent Courses	36	872	4.1%	8.1%	8.0%	9.1%
% of FP17s Relating to Free Repair or Replacements	0	872	0.0%	0.7%	0.8%	0.8%
% of FP17s Relating to Continuations	0	872	0.0%	0.9%	1.2%	1.2%
% of Patients satisfied with the dentistry they have received	0	0	N/A	92.1%	92.7%	92.8%
% of Patients satisfied with the time they had to wait for an appointment	0	0	N/A	90.3%	89.1%	88.7%

* This is based on patients treated on this contract for their most recent course of treatment. Figures in italics indicate the base number of FP17s or Patient Questionnaire responses are less than 100. N/A is shown where the base number of responses is less than 10 during the period. % is calculated as Quantity/Base number*100

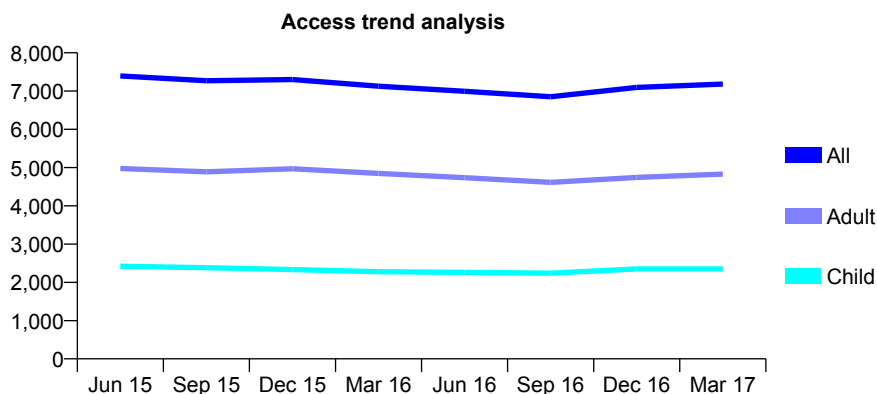
Q54 - Vital Signs At a Glance Contract Report for 219916/0001 - March 2017

Name or company name	MR M KHOJA
Contract type name	GDS Contract
Purpose of contract	General
Contract start date	01/04/2006
Contract end date	

16/17 Contracted general activity (UDA)	22,689
Carry forward general activity (UDA)	82
16/17 Contracted orthodontic activity (UOA)	0
Carry forward orthodontic activity (UOA)	0
Baseline contract value	£594,097.84

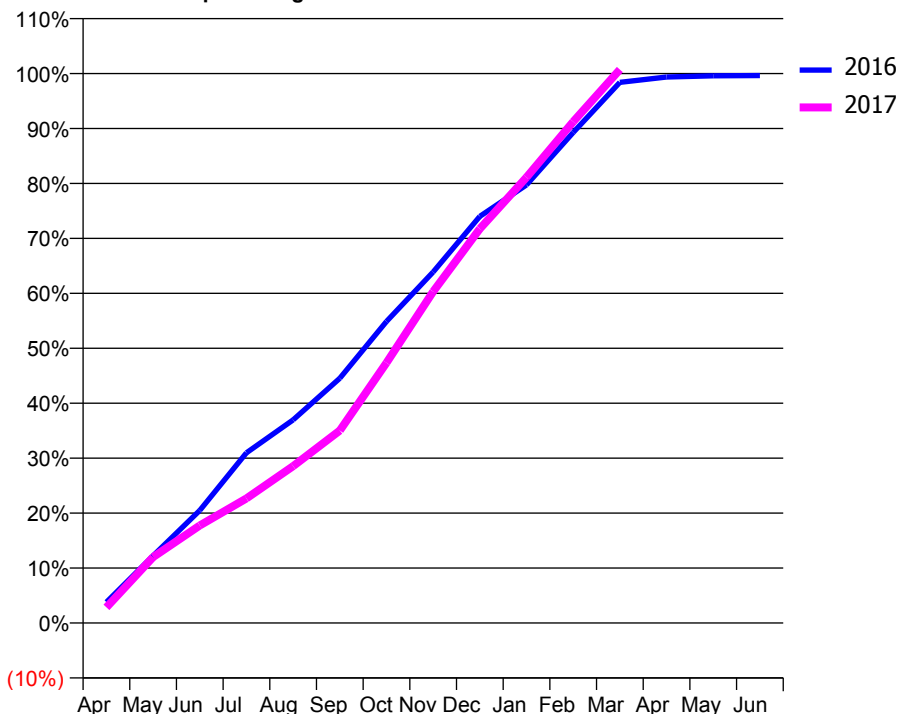
ACCESS*

Patients seen in 24 months	Total	Change since previous quarter
Quarter ending March 2016	7,126	
Quarter ending June 2016	6,996	↓
Quarter ending September 2016	6,851	↓
Quarter ending December 2016	7,095	↑
Quarter ending March 2017	7,181	→
Variance since March 2016	0.8%	→



ACTIVITY

Cumulative percentage of contracted UDA delivered 2016 & 2017



Month	Adjusted Scheduled Activity (UDA)	
	2016	2017
April	864	648
May	2,777	2,725
June	4,651	4,027
July	7,027	5,145
August	8,389	6,476
September	10,108	7,949
October	12,454	10,745
November	14,492	13,683
December	16,788	16,278
January	18,089	18,405
February	20,254	20,697
March	22,325	22,855
April	22,542	
May	22,596	
June	22,607	

QUALITY

	Quantity	Base Number	Contract	AT	Region	England
% of FP17s for the same patient ID Re-attending within 3 months - Children	234	2,729	8.6%	10.0%	12.0%	12.3%
% of FP17s for the same patient ID Re-attending within 3 months - Adults	1,164	5,591	20.8%	15.4%	16.0%	16.7%
% of FP17s for the same patient ID Re-attending between 3 & 9 months - Children	898	2,729	32.9%	51.1%	58.8%	57.6%
% of FP17s for the same patient ID Re-attending between 3 & 9 months - Adults	1,722	5,591	30.8%	46.4%	51.2%	50.1%
% of FP17s for Band 1 Urgent Courses	1,255	8,183	15.3%	8.1%	8.0%	9.1%
% of FP17s Relating to Free Repair or Replacements	46	8,183	0.6%	0.7%	0.8%	0.8%
% of FP17s Relating to Continuations	9	8,183	0.1%	0.9%	1.2%	1.2%
% of Patients satisfied with the dentistry they have received	5	5	N/A	92.1%	92.7%	92.8%
% of Patients satisfied with the time they had to wait for an appointment	4	5	N/A	90.3%	89.1%	88.7%

* This is based on patients treated on this contract for their most recent course of treatment. Figures in italics indicate the base number of FP17s or Patient Questionnaire responses are less than 100. N/A is shown where the base number of responses is less than 10 during the period. % is calculated as Quantity/Base number*100

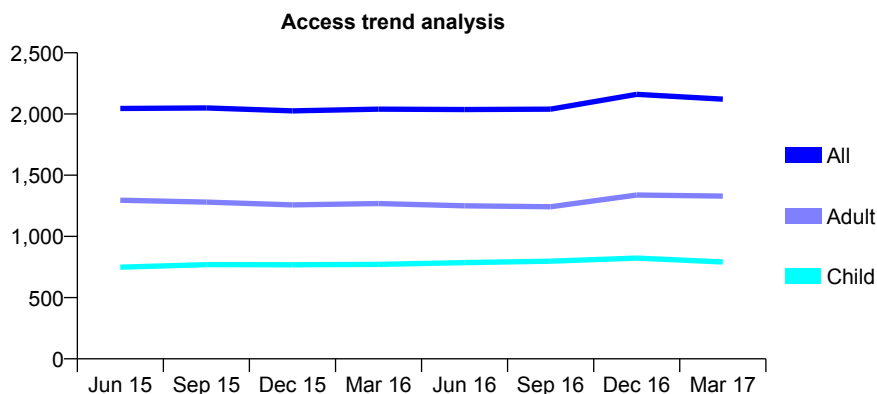
Q54 - Vital Signs At a Glance Contract Report for 219916/0002 - March 2017

Name or company name	MR M KHOJA
Contract type name	GDS Contract
Purpose of contract	General
Contract start date	01/04/2006
Contract end date	

16/17 Contracted general activity (UDA)	5,632
Carry forward general activity (UDA)	3
16/17 Contracted orthodontic activity (UOA)	0
Carry forward orthodontic activity (UOA)	0
Baseline contract value	£151,704.50

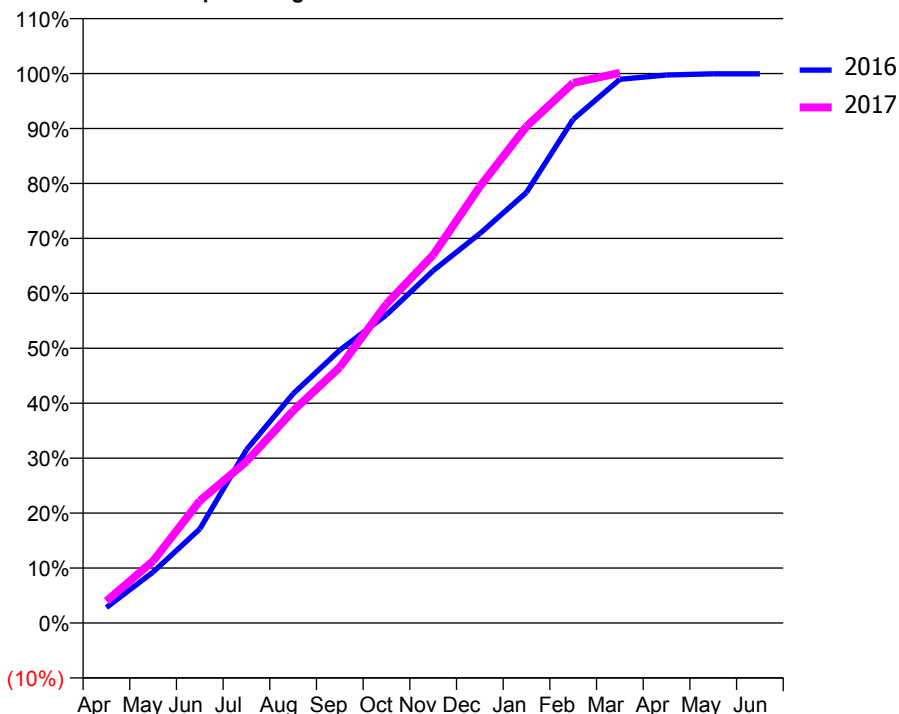
ACCESS*

Patients seen in 24 months	Total	Change since previous quarter
Quarter ending March 2016	2,040	
Quarter ending June 2016	2,036	→
Quarter ending September 2016	2,040	→
Quarter ending December 2016	2,161	↑
Quarter ending March 2017	2,121	↓
Variance since March 2016	4.0%	↑



ACTIVITY

Cumulative percentage of contracted UDA delivered 2016 & 2017



Month	Adjusted Scheduled Activity (UDA)	
	2016	2017
April	159	225
May	522	636
June	964	1,252
July	1,776	1,655
August	2,350	2,175
September	2,797	2,621
October	3,159	3,272
November	3,611	3,773
December	3,991	4,474
January	4,414	5,091
February	5,162	5,536
March	5,573	5,638
April	5,617	
May	5,629	
June	5,629	

QUALITY

	Quantity	Base Number	Contract	AT	Region	England
% of FP17s for the same patient ID Re-attending within 3 months - Children	103	945	10.9%	10.0%	12.0%	12.3%
% of FP17s for the same patient ID Re-attending within 3 months - Adults	277	1,511	18.3%	15.4%	16.0%	16.7%
% of FP17s for the same patient ID Re-attending between 3 & 9 months - Children	375	945	39.7%	51.1%	58.8%	57.6%
% of FP17s for the same patient ID Re-attending between 3 & 9 months - Adults	519	1,511	34.3%	46.4%	51.2%	50.1%
% of FP17s for Band 1 Urgent Courses	326	2,437	13.4%	8.1%	8.0%	9.1%
% of FP17s Relating to Free Repair or Replacements	17	2,437	0.7%	0.7%	0.8%	0.8%
% of FP17s Relating to Continuations	1	2,437	0.0%	0.9%	1.2%	1.2%
% of Patients satisfied with the dentistry they have received	0	0	N/A	92.1%	92.7%	92.8%
% of Patients satisfied with the time they had to wait for an appointment	0	0	N/A	90.3%	89.1%	88.7%

* This is based on patients treated on this contract for their most recent course of treatment. Figures in italics indicate the base number of FP17s or Patient Questionnaire responses are less than 100. N/A is shown where the base number of responses is less than 10 during the period. % is calculated as Quantity/Base number*100

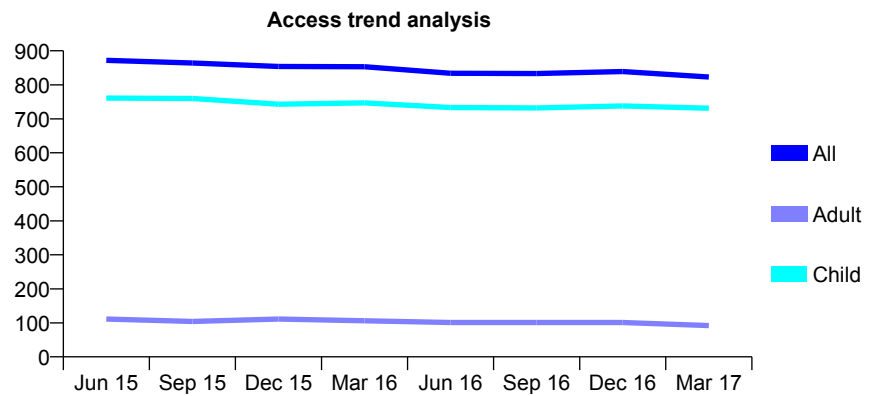
Q54 - Vital Signs At a Glance Contract Report for 220108/0001 - March 2017

Name or company name	MR TR JONES
Contract type name	GDS Contract
Purpose of contract	General
Contract start date	01/04/2006
Contract end date	

16/17 Contracted general activity (UDA)	2,598
Carry forward general activity (UDA)	0
16/17 Contracted orthodontic activity (UOA)	0
Carry forward orthodontic activity (UOA)	0
Baseline contract value	£56,907.45

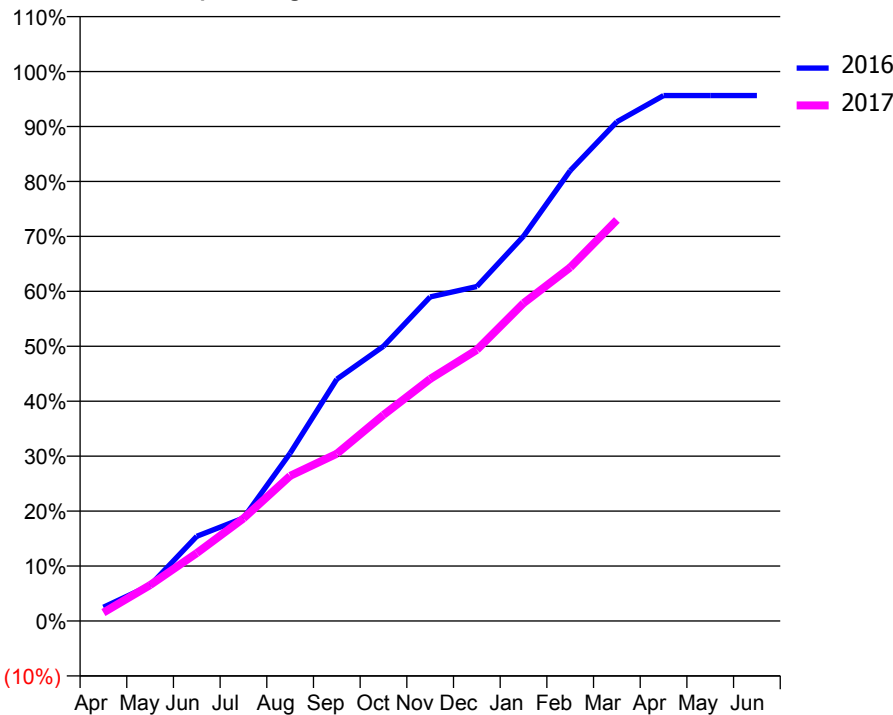
ACCESS*

Patients seen in 24 months	Total	Change since previous quarter
Quarter ending March 2016	853	
Quarter ending June 2016	834	↓
Quarter ending September 2016	833	→
Quarter ending December 2016	839	→
Quarter ending March 2017	823	↓
Variance since March 2016	(3.5%)	↓



ACTIVITY

Cumulative percentage of contracted UDA delivered 2016 & 2017



Month	Adjusted Scheduled Activity (UDA)	
	2016	2017
April	50	40
May	130	170
June	308	321
July	375	485
August	611	686
September	880	791
October	1,000	975
November	1,180	1,145
December	1,218	1,282
January	1,401	1,502
February	1,639	1,672
March	1,817	1,896
April	1,912	
May	1,912	
June	1,912	

QUALITY

	Quantity	Base Number	Contract	AT	Region	England
% of FP17s for the same patient ID Re-attending within 3 months - Children	199	1,523	13.1%	10.0%	12.0%	12.3%
% of FP17s for the same patient ID Re-attending within 3 months - Adults	0	0	N/A	15.4%	16.0%	16.7%
% of FP17s for the same patient ID Re-attending between 3 & 9 months - Children	1,054	1,523	69.2%	51.1%	58.8%	57.6%
% of FP17s for the same patient ID Re-attending between 3 & 9 months - Adults	0	0	N/A	46.4%	51.2%	50.1%
% of FP17s for Band 1 Urgent Courses	30	1,452	2.1%	8.1%	8.0%	9.1%
% of FP17s Relating to Free Repair or Replacements	0	1,452	0.0%	0.7%	0.8%	0.8%
% of FP17s Relating to Continuations	27	1,452	1.9%	0.9%	1.2%	1.2%
% of Patients satisfied with the dentistry they have received	2	2	N/A	92.1%	92.7%	92.8%
% of Patients satisfied with the time they had to wait for an appointment	2	2	N/A	90.3%	89.1%	88.7%

* This is based on patients treated on this contract for their most recent course of treatment. Figures in italics indicate the base number of FP17s or Patient Questionnaire responses are less than 100. N/A is shown where the base number of responses is less than 10 during the period. % is calculated as Quantity/Base number*100

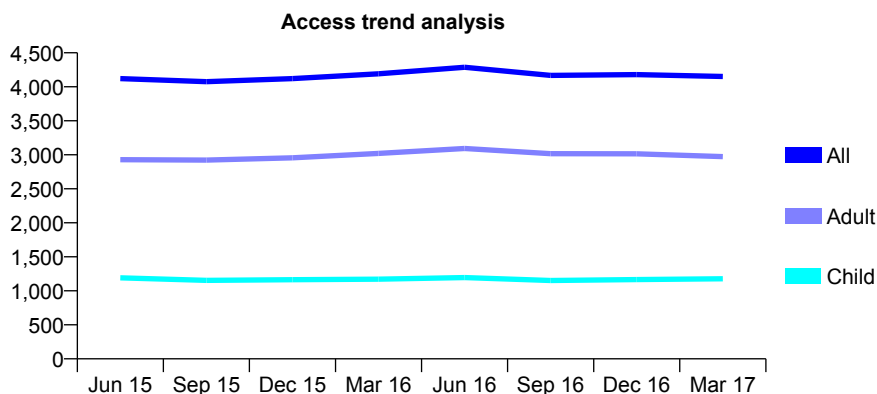
Q54 - Vital Signs At a Glance Contract Report for 220124/0001 - March 2017

Name or company name	MR PK PATEL
Contract type name	GDS Contract
Purpose of contract	General and Orthodontic
Contract start date	01/04/2006
Contract end date	

16/17 Contracted general activity (UDA)	11,324
Carry forward general activity (UDA)	-196
16/17 Contracted orthodontic activity (UOA)	234
Carry forward orthodontic activity (UOA)	-5
Baseline contract value	£347,281.60

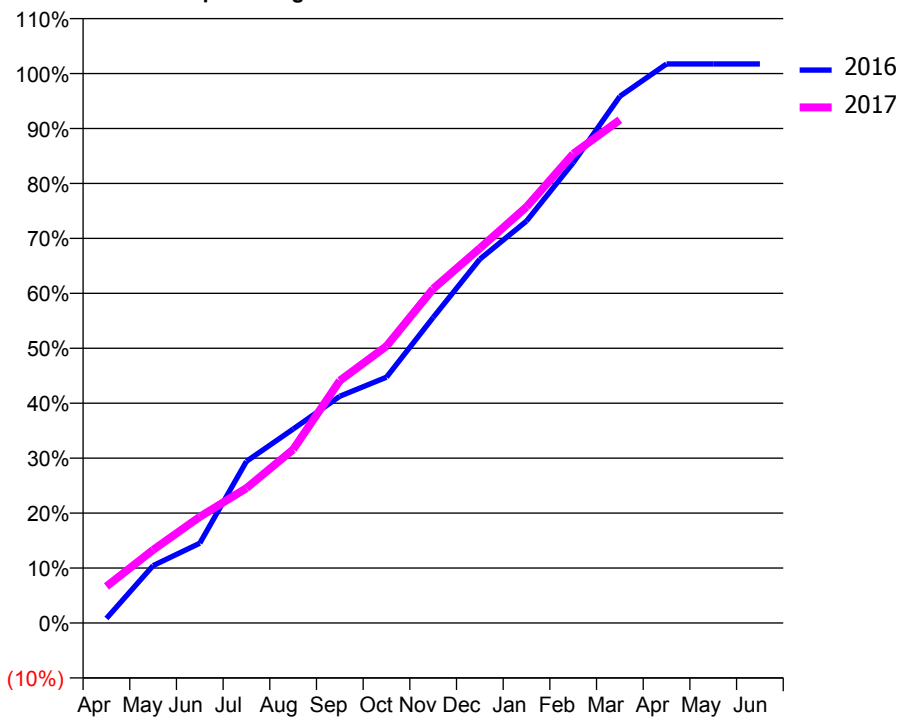
ACCESS*

Patients seen in 24 months	Total	Change since previous quarter
Quarter ending March 2016	4,192	
Quarter ending June 2016	4,288	↑
Quarter ending September 2016	4,168	↓
Quarter ending December 2016	4,180	→
Quarter ending March 2017	4,152	→
Variance since March 2016	(1.0%)	→



ACTIVITY

Cumulative percentage of contracted UDA delivered 2016 & 2017



Month	Adjusted Scheduled Activity (UDA)	
	2016	2017
April	96	753
May	1,182	1,507
June	1,645	2,188
July	3,333	2,779
August	3,996	3,577
September	4,673	4,994
October	5,066	5,707
November	6,298	6,887
December	7,498	7,723
January	8,283	8,576
February	9,486	9,668
March	10,854	10,369
April	11,520	
May	11,520	
June	11,520	

QUALITY

	Quantity	Base Number	Contract	AT	Region	England
% of FP17s for the same patient ID Re-attending within 3 months - Children	95	1,436	6.6%	10.0%	12.0%	12.3%
% of FP17s for the same patient ID Re-attending within 3 months - Adults	321	3,069	10.5%	15.4%	16.0%	16.7%
% of FP17s for the same patient ID Re-attending between 3 & 9 months - Children	673	1,436	46.9%	51.1%	58.8%	57.6%
% of FP17s for the same patient ID Re-attending between 3 & 9 months - Adults	1,138	3,069	37.1%	46.4%	51.2%	50.1%
% of FP17s for Band 1 Urgent Courses	309	4,223	7.3%	8.1%	8.0%	9.1%
% of FP17s Relating to Free Repair or Replacements	11	4,223	0.3%	0.7%	0.8%	0.8%
% of FP17s Relating to Continuations	42	4,223	1.0%	0.9%	1.2%	1.2%
% of Patients satisfied with the dentistry they have received	5	5	N/A	92.1%	92.7%	92.8%
% of Patients satisfied with the time they had to wait for an appointment	5	5	N/A	90.3%	89.1%	88.7%

* This is based on patients treated on this contract for their most recent course of treatment. Figures in italics indicate the base number of FP17s or Patient Questionnaire responses are less than 100. N/A is shown where the base number of responses is less than 10 during the period. % is calculated as Quantity/Base number*100

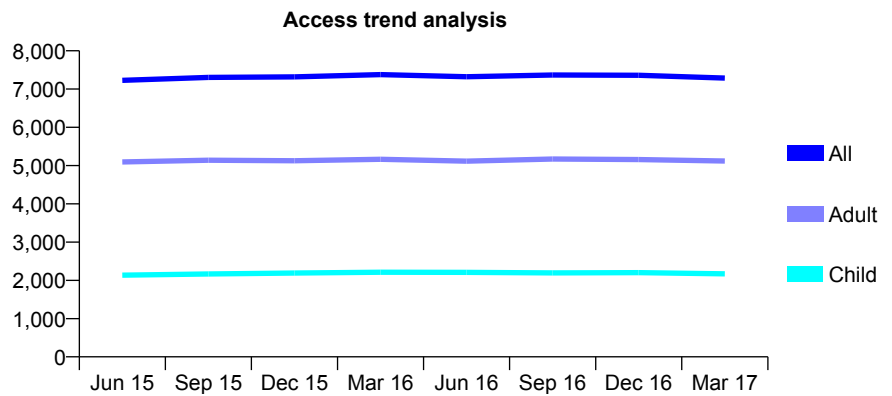
Q54 - Vital Signs At a Glance Contract Report for 220922/0001 - March 2017

Name or company name	MR JS SIDHU
Contract type name	GDS Contract
Purpose of contract	General and Orthodontic
Contract start date	01/04/2006
Contract end date	

16/17 Contracted general activity (UDA)	19,884
Carry forward general activity (UDA)	-398
16/17 Contracted orthodontic activity (UOA)	22
Carry forward orthodontic activity (UOA)	0
Baseline contract value	£503,271.80

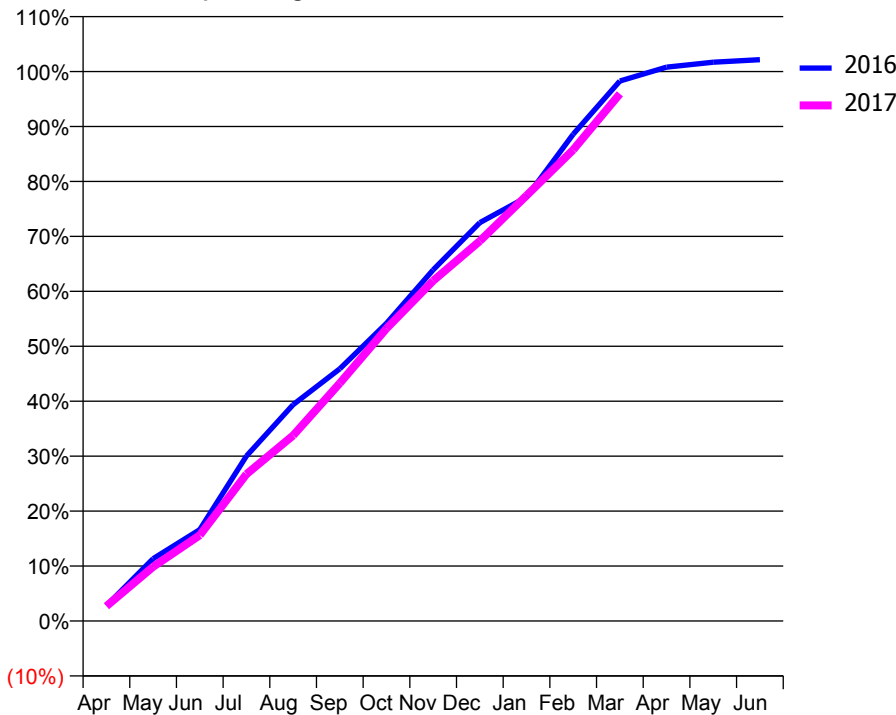
ACCESS*

Patients seen in 24 months	Total	Change since previous quarter
Quarter ending March 2016	7,378	
Quarter ending June 2016	7,323	→
Quarter ending September 2016	7,366	→
Quarter ending December 2016	7,362	→
Quarter ending March 2017	7,287	↓
Variance since March 2016	(1.2%)	↓



ACTIVITY

Cumulative percentage of contracted UDA delivered 2016 & 2017



Month	Adjusted Scheduled Activity (UDA)	
	2016	2017
April	556	538
May	2,257	1,960
June	3,310	3,103
July	5,973	5,316
August	7,827	6,714
September	9,126	8,607
October	10,774	10,584
November	12,705	12,310
December	14,415	13,748
January	15,337	15,394
February	17,614	17,048
March	19,538	19,078
April	20,041	
May	20,218	
June	20,311	

QUALITY

	Quantity	Base Number	Contract	AT	Region	England
% of FP17s for the same patient ID Re-attending within 3 months - Children	97	2,174	4.5%	10.0%	12.0%	12.3%
% of FP17s for the same patient ID Re-attending within 3 months - Adults	628	5,192	12.1%	15.4%	16.0%	16.7%
% of FP17s for the same patient ID Re-attending between 3 & 9 months - Children	688	2,174	31.6%	51.1%	58.8%	57.6%
% of FP17s for the same patient ID Re-attending between 3 & 9 months - Adults	1,758	5,192	33.9%	46.4%	51.2%	50.1%
% of FP17s for Band 1 Urgent Courses	383	7,066	5.4%	8.1%	8.0%	9.1%
% of FP17s Relating to Free Repair or Replacements	107	7,066	1.5%	0.7%	0.8%	0.8%
% of FP17s Relating to Continuations	30	7,066	0.4%	0.9%	1.2%	1.2%
% of Patients satisfied with the dentistry they have received	4	4	N/A	92.1%	92.7%	92.8%
% of Patients satisfied with the time they had to wait for an appointment	4	4	N/A	90.3%	89.1%	88.7%

* This is based on patients treated on this contract for their most recent course of treatment. Figures in italics indicate the base number of FP17s or Patient Questionnaire responses are less than 100. N/A is shown where the base number of responses is less than 10 during the period. % is calculated as Quantity/Base number*100

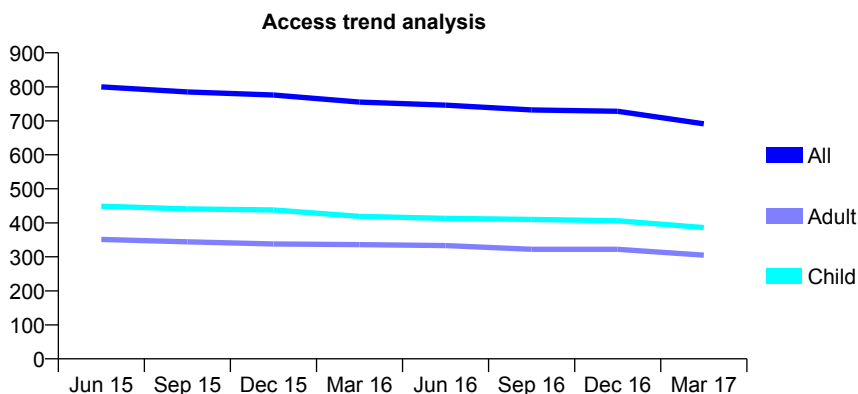
Q54 - Vital Signs At a Glance Contract Report for 221309/0001 - March 2017

Name or company name	MR IC WILSON
Contract type name	GDS Contract
Purpose of contract	General
Contract start date	01/04/2006
Contract end date	

16/17 Contracted general activity (UDA)	2,225
Carry forward general activity (UDA)	0
16/17 Contracted orthodontic activity (UOA)	0
Carry forward orthodontic activity (UOA)	0
Baseline contract value	£53,281.02

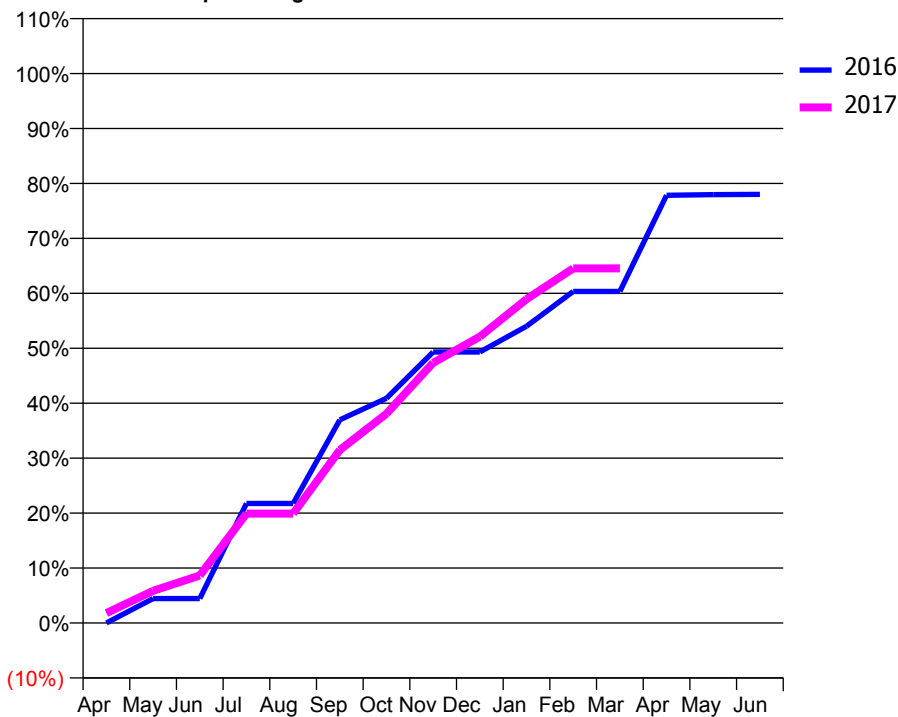
ACCESS*

Patients seen in 24 months	Total	Change since previous quarter
Quarter ending March 2016	755	
Quarter ending June 2016	746	↓
Quarter ending September 2016	732	↓
Quarter ending December 2016	728	→
Quarter ending March 2017	691	↓
Variance since March 2016	(8.5%)	↓



ACTIVITY

Cumulative percentage of contracted UDA delivered 2016 & 2017



Adjusted Scheduled Activity (UDA)

Month	2016	2017
April	0	40
May	99	130
June	99	193
July	484	443
August	484	443
September	823	701
October	910	848
November	1,097	1,054
December	1,097	1,160
January	1,201	1,311
February	1,343	1,436
March	1,343	1,436
April	1,732	
May	1,735	
June	1,736	

QUALITY

	Quantity	Base Number	Contract	AT	Region	England
% of FP17s for the same patient ID Re-attending within 3 months - Children	40	651	6.1%	10.0%	12.0%	12.3%
% of FP17s for the same patient ID Re-attending within 3 months - Adults	63	369	17.1%	15.4%	16.0%	16.7%
% of FP17s for the same patient ID Re-attending between 3 & 9 months - Children	380	651	58.4%	51.1%	58.8%	57.6%
% of FP17s for the same patient ID Re-attending between 3 & 9 months - Adults	199	369	53.9%	46.4%	51.2%	50.1%
% of FP17s for Band 1 Urgent Courses	46	786	5.9%	8.1%	8.0%	9.1%
% of FP17s Relating to Free Repair or Replacements	0	786	0.0%	0.7%	0.8%	0.8%
% of FP17s Relating to Continuations	12	786	1.5%	0.9%	1.2%	1.2%
% of Patients satisfied with the dentistry they have received	0	0	N/A	92.1%	92.7%	92.8%
% of Patients satisfied with the time they had to wait for an appointment	0	0	N/A	90.3%	89.1%	88.7%

* This is based on patients treated on this contract for their most recent course of treatment. Figures in italics indicate the base number of FP17s or Patient Questionnaire responses are less than 100. N/A is shown where the base number of responses is less than 10 during the period. % is calculated as Quantity/Base number*100

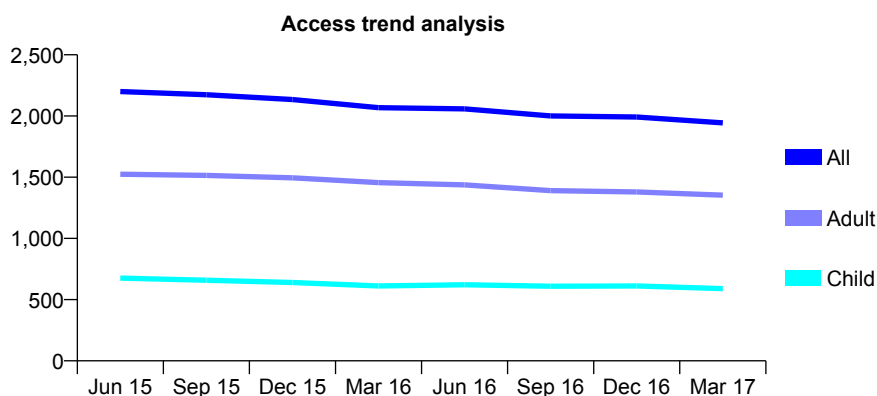
Q54 - Vital Signs At a Glance Contract Report for 224472/0002 - March 2017

Name or company name	MRS AC HADDON
Contract type name	GDS Contract
Purpose of contract	General
Contract start date	28/09/2011
Contract end date	

16/17 Contracted general activity (UDA)	8,384
Carry forward general activity (UDA)	197
16/17 Contracted orthodontic activity (UOA)	0
Carry forward orthodontic activity (UOA)	0
Baseline contract value	£247,465.92

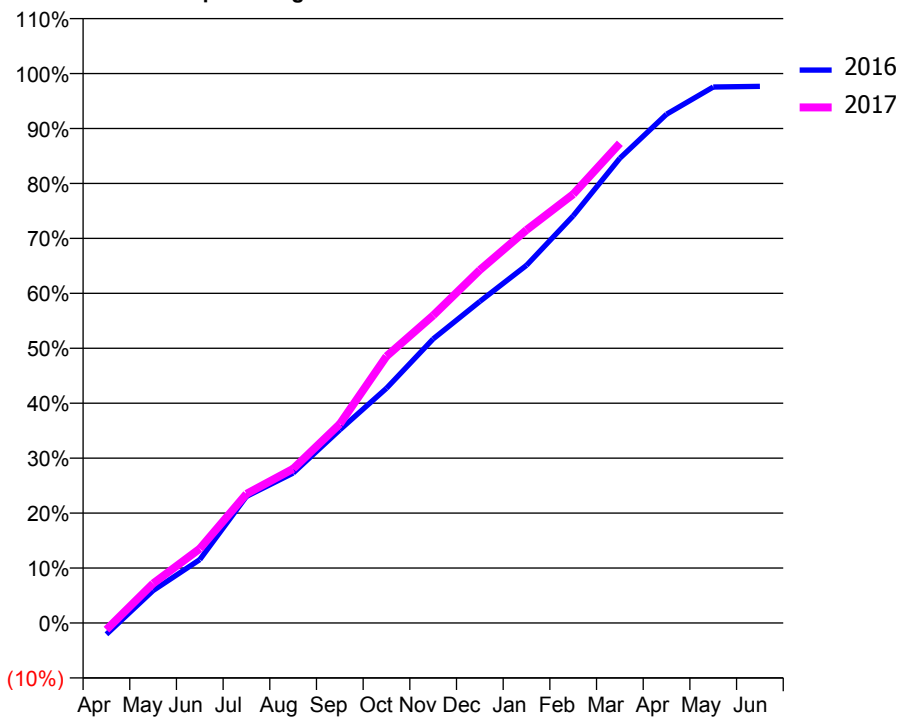
ACCESS*

Patients seen in 24 months	Total	Change since previous quarter
Quarter ending March 2016	2,068	
Quarter ending June 2016	2,058	→
Quarter ending September 2016	2,001	↓
Quarter ending December 2016	1,992	→
Quarter ending March 2017	1,944	↓
Variance since March 2016	(6.0%)	↓



ACTIVITY

Cumulative percentage of contracted UDA delivered 2016 & 2017



Month	Adjusted Scheduled Activity (UDA)	
	2016	2017
April	-174	-103
May	495	603
June	968	1,134
July	1,932	1,970
August	2,287	2,352
September	2,947	3,036
October	3,582	4,070
November	4,335	4,692
December	4,906	5,386
January	5,458	5,997
February	6,213	6,542
March	7,092	7,319
April	7,762	
May	8,178	
June	8,187	

QUALITY

	Quantity	Base Number	Contract	AT	Region	England
% of FP17s for the same patient ID Re-attending within 3 months - Children	124	855	14.5%	10.0%	12.0%	12.3%
% of FP17s for the same patient ID Re-attending within 3 months - Adults	1,200	2,652	45.2%	15.4%	16.0%	16.7%
% of FP17s for the same patient ID Re-attending between 3 & 9 months - Children	387	855	45.3%	51.1%	58.8%	57.6%
% of FP17s for the same patient ID Re-attending between 3 & 9 months - Adults	911	2,652	34.4%	46.4%	51.2%	50.1%
% of FP17s for Band 1 Urgent Courses	380	3,084	12.3%	8.1%	8.0%	9.1%
% of FP17s Relating to Free Repair or Replacements	60	3,084	1.9%	0.7%	0.8%	0.8%
% of FP17s Relating to Continuations	184	3,084	6.0%	0.9%	1.2%	1.2%
% of Patients satisfied with the dentistry they have received	7	7	N/A	92.1%	92.7%	92.8%
% of Patients satisfied with the time they had to wait for an appointment	7	7	N/A	90.3%	89.1%	88.7%

* This is based on patients treated on this contract for their most recent course of treatment. Figures in italics indicate the base number of FP17s or Patient Questionnaire responses are less than 100. N/A is shown where the base number of responses is less than 10 during the period. % is calculated as Quantity/Base number*100

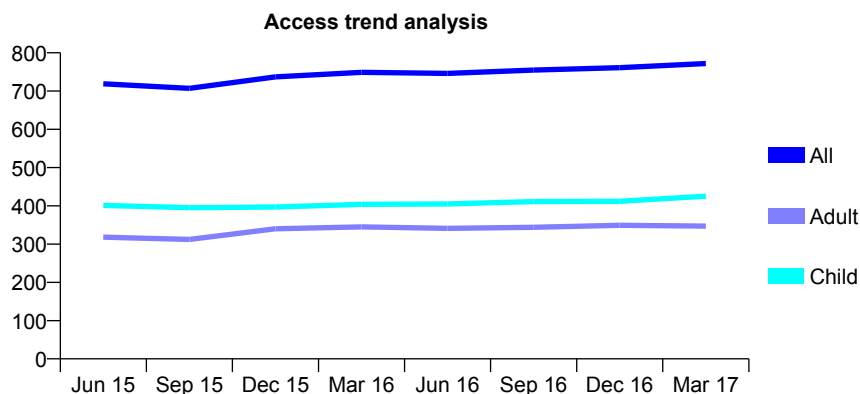
Q54 - Vital Signs At a Glance Contract Report for 231282/0001 - March 2017

Name or company name	MR SD LOESCHER
Contract type name	GDS Contract
Purpose of contract	General
Contract start date	01/04/2006
Contract end date	

16/17 Contracted general activity (UDA)	1,566
Carry forward general activity (UDA)	23
16/17 Contracted orthodontic activity (UOA)	0
Carry forward orthodontic activity (UOA)	0
Baseline contract value	£37,302.44

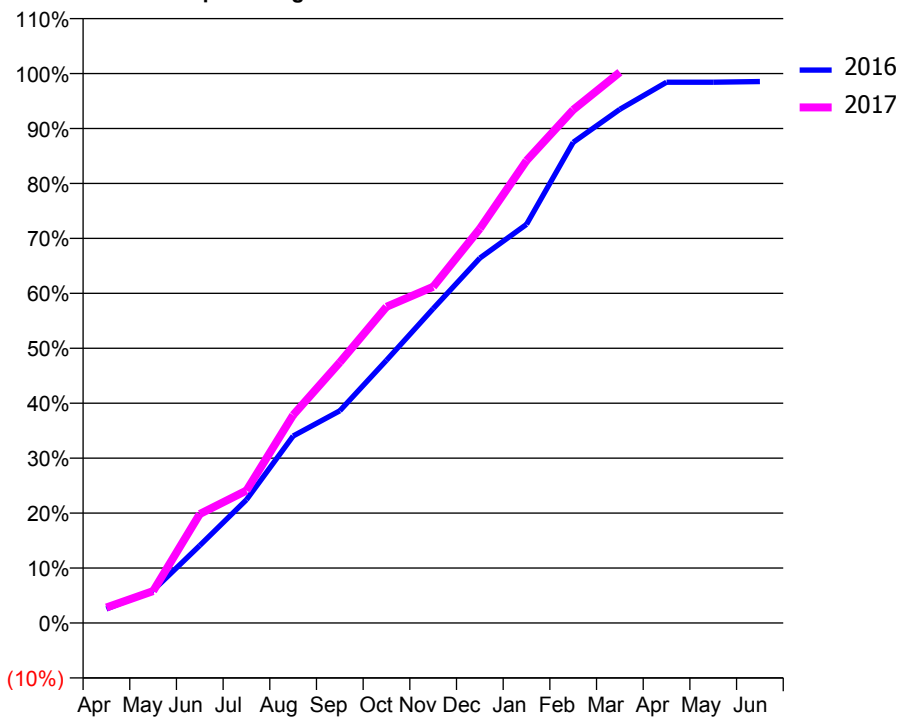
ACCESS*

Patients seen in 24 months	Total	Change since previous quarter
Quarter ending March 2016	749	
Quarter ending June 2016	746	→
Quarter ending September 2016	755	→
Quarter ending December 2016	761	→
Quarter ending March 2017	772	→
Variance since March 2016	3.1%	↑



ACTIVITY

Cumulative percentage of contracted UDA delivered 2016 & 2017



Month	Adjusted Scheduled Activity (UDA)	
	2016	2017
April	40	44
May	93	91
June	221	311
July	351	378
August	533	593
September	605	743
October	749	901
November	896	958
December	1,040	1,124
January	1,136	1,318
February	1,370	1,462
March	1,464	1,570
April	1,541	
May	1,541	
June	1,543	

QUALITY

	Quantity	Base Number	Contract	AT	Region	England
% of FP17s for the same patient ID Re-attending within 3 months - Children	38	651	5.8%	10.0%	12.0%	12.3%
% of FP17s for the same patient ID Re-attending within 3 months - Adults	37	417	8.9%	15.4%	16.0%	16.7%
% of FP17s for the same patient ID Re-attending between 3 & 9 months - Children	409	651	62.8%	51.1%	58.8%	57.6%
% of FP17s for the same patient ID Re-attending between 3 & 9 months - Adults	231	417	55.4%	46.4%	51.2%	50.1%
% of FP17s for Band 1 Urgent Courses	33	1,021	3.2%	8.1%	8.0%	9.1%
% of FP17s Relating to Free Repair or Replacements	2	1,021	0.2%	0.7%	0.8%	0.8%
% of FP17s Relating to Continuations	4	1,021	0.4%	0.9%	1.2%	1.2%
% of Patients satisfied with the dentistry they have received	0	0	N/A	92.1%	92.7%	92.8%
% of Patients satisfied with the time they had to wait for an appointment	0	0	N/A	90.3%	89.1%	88.7%

* This is based on patients treated on this contract for their most recent course of treatment. Figures in italics indicate the base number of FP17s or Patient Questionnaire responses are less than 100. N/A is shown where the base number of responses is less than 10 during the period. % is calculated as Quantity/Base number*100

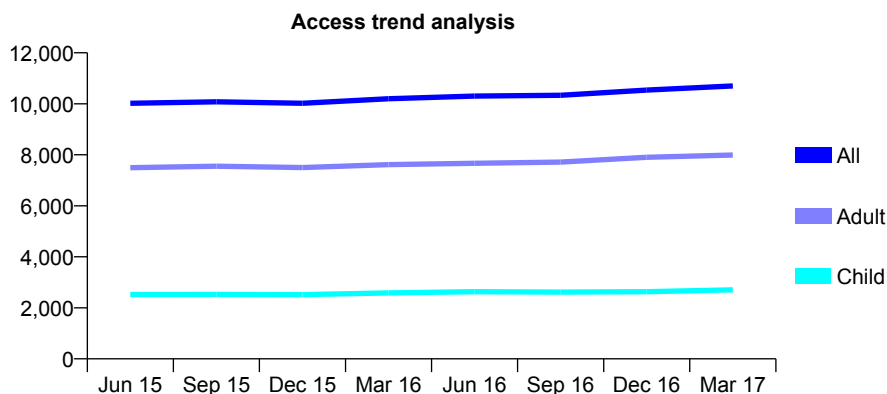
Q54 - Vital Signs At a Glance Contract Report for 234761/0001 - March 2017

Name or company name	MR RS TOBIN
Contract type name	GDS Contract
Purpose of contract	General
Contract start date	01/04/2009
Contract end date	

16/17 Contracted general activity (UDA)	37,040
Carry forward general activity (UDA)	0
16/17 Contracted orthodontic activity (UOA)	0
Carry forward orthodontic activity (UOA)	0
Baseline contract value	£974,720.63

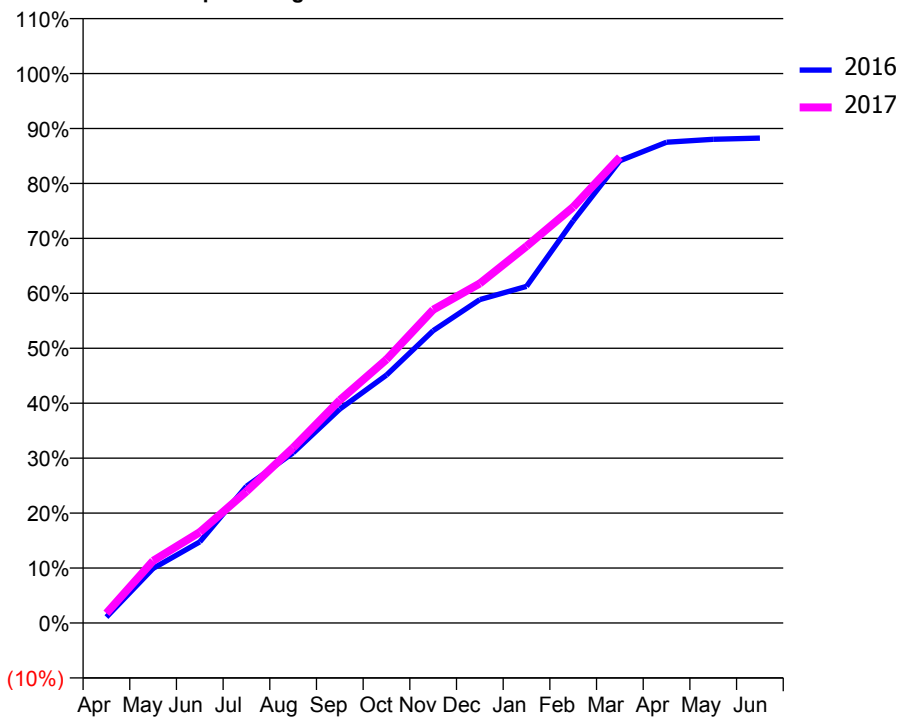
ACCESS*

Patients seen in 24 months	Total	Change since previous quarter
Quarter ending March 2016	10,199	
Quarter ending June 2016	10,303	→
Quarter ending September 2016	10,336	→
Quarter ending December 2016	10,537	→
Quarter ending March 2017	10,699	→
Variance since March 2016	4.9%	↑



ACTIVITY

Cumulative percentage of contracted UDA delivered 2016 & 2017



Month	Adjusted Scheduled Activity (UDA)	
	2016	2017
April	399	659
May	3,679	4,191
June	5,465	6,127
July	9,217	8,864
August	11,472	11,818
September	14,418	15,023
October	16,710	17,770
November	19,705	21,120
December	21,802	22,892
January	22,695	25,396
February	27,112	28,041
March	31,159	31,402
April	32,409	
May	32,608	
June	32,685	

QUALITY

	Quantity	Base Number	Contract	AT	Region	England
% of FP17s for the same patient ID Re-attending within 3 months - Children	410	3,732	11.0%	10.0%	12.0%	12.3%
% of FP17s for the same patient ID Re-attending within 3 months - Adults	2,579	11,325	22.8%	15.4%	16.0%	16.7%
% of FP17s for the same patient ID Re-attending between 3 & 9 months - Children	1,770	3,732	47.4%	51.1%	58.8%	57.6%
% of FP17s for the same patient ID Re-attending between 3 & 9 months - Adults	5,024	11,325	44.4%	46.4%	51.2%	50.1%
% of FP17s for Band 1 Urgent Courses	2,154	13,451	16.0%	8.1%	8.0%	9.1%
% of FP17s Relating to Free Repair or Replacements	134	13,451	1.0%	0.7%	0.8%	0.8%
% of FP17s Relating to Continuations	233	13,451	1.7%	0.9%	1.2%	1.2%
% of Patients satisfied with the dentistry they have received	10	10	100.0%	92.1%	92.7%	92.8%
% of Patients satisfied with the time they had to wait for an appointment	10	10	100.0%	90.3%	89.1%	88.7%

* This is based on patients treated on this contract for their most recent course of treatment. Figures in italics indicate the base number of FP17s or Patient Questionnaire responses are less than 100. N/A is shown where the base number of responses is less than 10 during the period. % is calculated as Quantity/Base number*100

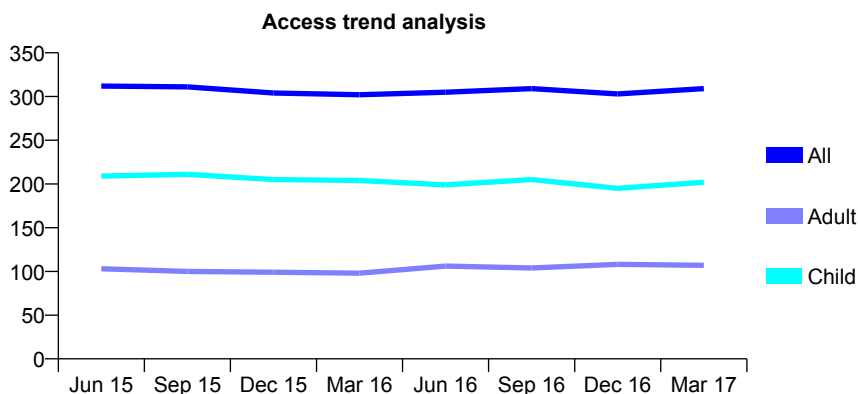
Q54 - Vital Signs At a Glance Contract Report for 234982/0001 - March 2017

Name or company name	MR CJ HIRST
Contract type name	GDS Contract
Purpose of contract	General
Contract start date	01/04/2006
Contract end date	

16/17 Contracted general activity (UDA)	600
Carry forward general activity (UDA)	0
16/17 Contracted orthodontic activity (UOA)	0
Carry forward orthodontic activity (UOA)	0
Baseline contract value	£14,730.69

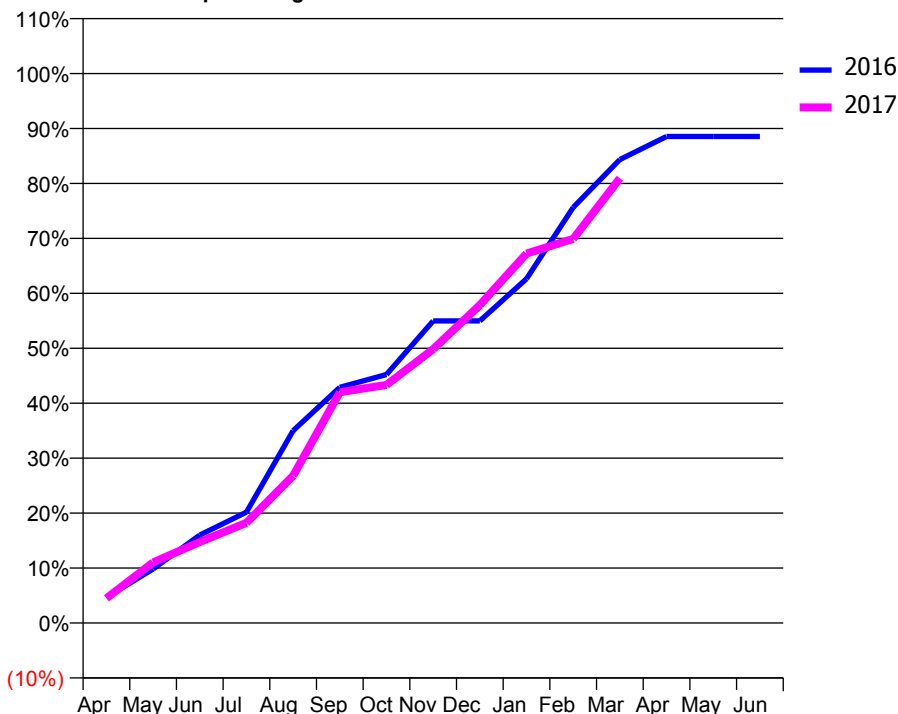
ACCESS*

Patients seen in 24 months	Total	Change since previous quarter
Quarter ending March 2016	302	
Quarter ending June 2016	305	→
Quarter ending September 2016	309	→
Quarter ending December 2016	303	↓
Quarter ending March 2017	309	→
Variance since March 2016	2.3%	↑



ACTIVITY

Cumulative percentage of contracted UDA delivered 2016 & 2017



Month	Adjusted Scheduled Activity (UDA)	
	2016	2017
April	28	27
May	59	66
June	96	88
July	121	109
August	210	161
September	257	252
October	271	260
November	330	299
December	330	347
January	376	403
February	454	419
March	506	486
April	531	
May	531	
June	531	

QUALITY

	Quantity	Base Number	Contract	AT	Region	England
% of FP17s for the same patient ID Re-attending within 3 months - Children	9	294	3.1%	10.0%	12.0%	12.3%
% of FP17s for the same patient ID Re-attending within 3 months - Adults	6	99	6.1%	15.4%	16.0%	16.7%
% of FP17s for the same patient ID Re-attending between 3 & 9 months - Children	176	294	59.9%	51.1%	58.8%	57.6%
% of FP17s for the same patient ID Re-attending between 3 & 9 months - Adults	50	99	50.5%	46.4%	51.2%	50.1%
% of FP17s for Band 1 Urgent Courses	8	372	2.2%	8.1%	8.0%	9.1%
% of FP17s Relating to Free Repair or Replacements	0	372	0.0%	0.7%	0.8%	0.8%
% of FP17s Relating to Continuations	3	372	0.8%	0.9%	1.2%	1.2%
% of Patients satisfied with the dentistry they have received	0	0	N/A	92.1%	92.7%	92.8%
% of Patients satisfied with the time they had to wait for an appointment	0	0	N/A	90.3%	89.1%	88.7%

* This is based on patients treated on this contract for their most recent course of treatment. Figures in italics indicate the base number of FP17s or Patient Questionnaire responses are less than 100. N/A is shown where the base number of responses is less than 10 during the period. % is calculated as Quantity/Base number*100

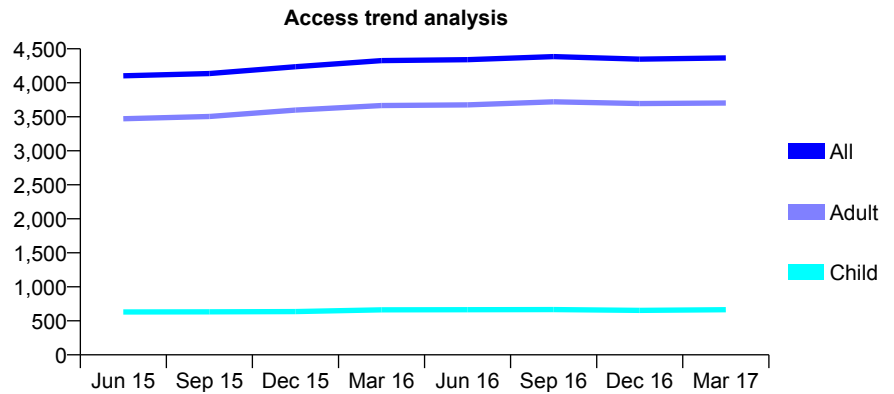
Q54 - Vital Signs At a Glance Contract Report for 239046/0001 - March 2017

Name or company name	MR DW PANNELL
Contract type name	GDS Contract
Purpose of contract	General
Contract start date	01/04/2006
Contract end date	

16/17 Contracted general activity (UDA)	13,464
Carry forward general activity (UDA)	483
16/17 Contracted orthodontic activity (UOA)	0
Carry forward orthodontic activity (UOA)	0
Baseline contract value	£274,129.76

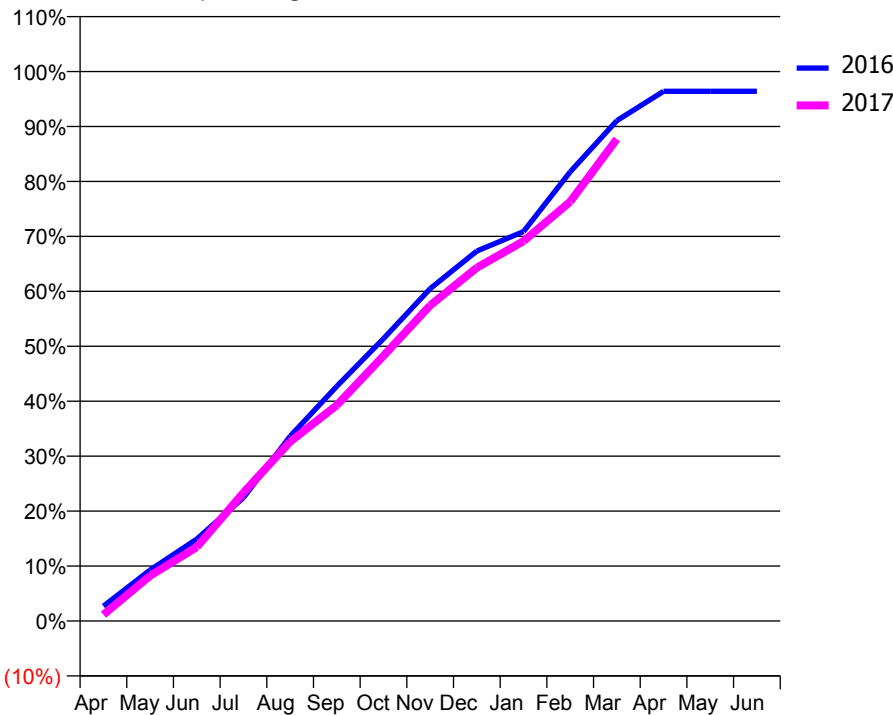
ACCESS*

Patients seen in 24 months	Total	Change since previous quarter
Quarter ending March 2016	4,327	
Quarter ending June 2016	4,340	→
Quarter ending September 2016	4,386	→
Quarter ending December 2016	4,349	→
Quarter ending March 2017	4,366	→
Variance since March 2016	0.9%	→



ACTIVITY

Cumulative percentage of contracted UDA delivered 2016 & 2017



Month	Adjusted Scheduled Activity (UDA)	
	2016	2017
April	364	155
May	1,249	1,108
June	2,008	1,810
July	3,024	3,144
August	4,527	4,392
September	5,751	5,288
October	6,918	6,497
November	8,145	7,733
December	9,066	8,656
January	9,543	9,306
February	11,006	10,275
March	12,261	11,811
April	12,981	
May	12,981	
June	12,981	

QUALITY

	Quantity	Base Number	Contract	AT	Region	England
% of FP17s for the same patient ID Re-attending within 3 months - Children	66	1,044	6.3%	10.0%	12.0%	12.3%
% of FP17s for the same patient ID Re-attending within 3 months - Adults	891	5,755	15.5%	15.4%	16.0%	16.7%
% of FP17s for the same patient ID Re-attending between 3 & 9 months - Children	676	1,044	64.8%	51.1%	58.8%	57.6%
% of FP17s for the same patient ID Re-attending between 3 & 9 months - Adults	3,509	5,755	61.0%	46.4%	51.2%	50.1%
% of FP17s for Band 1 Urgent Courses	298	6,495	4.6%	8.1%	8.0%	9.1%
% of FP17s Relating to Free Repair or Replacements	53	6,495	0.8%	0.7%	0.8%	0.8%
% of FP17s Relating to Continuations	143	6,495	2.2%	0.9%	1.2%	1.2%
% of Patients satisfied with the dentistry they have received	13	13	100.0%	92.1%	92.7%	92.8%
% of Patients satisfied with the time they had to wait for an appointment	13	13	100.0%	90.3%	89.1%	88.7%

* This is based on patients treated on this contract for their most recent course of treatment. Figures in italics indicate the base number of FP17s or Patient Questionnaire responses are less than 100. N/A is shown where the base number of responses is less than 10 during the period. % is calculated as Quantity/Base number*100

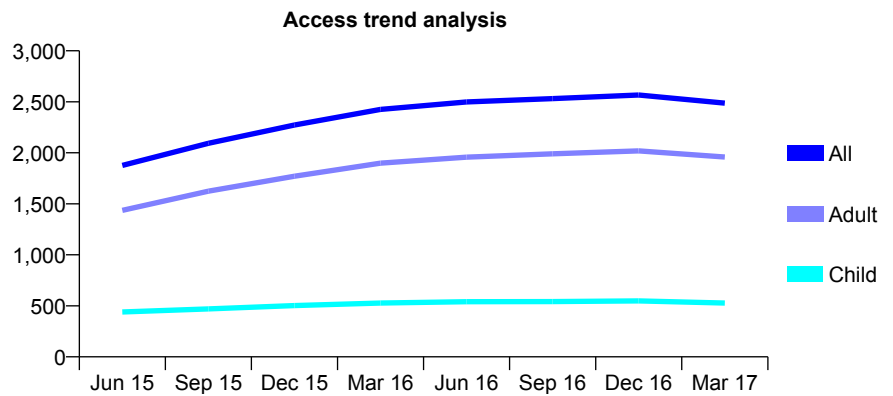
Q54 - Vital Signs At a Glance Contract Report for 240672/0002 - March 2017

Name or company name	MISS CR RUMLEY
Contract type name	GDS Contract
Purpose of contract	General
Contract start date	01/08/2014
Contract end date	

16/17 Contracted general activity (UDA)	7,324
Carry forward general activity (UDA)	-73
16/17 Contracted orthodontic activity (UOA)	0
Carry forward orthodontic activity (UOA)	0
Baseline contract value	£193,083.81

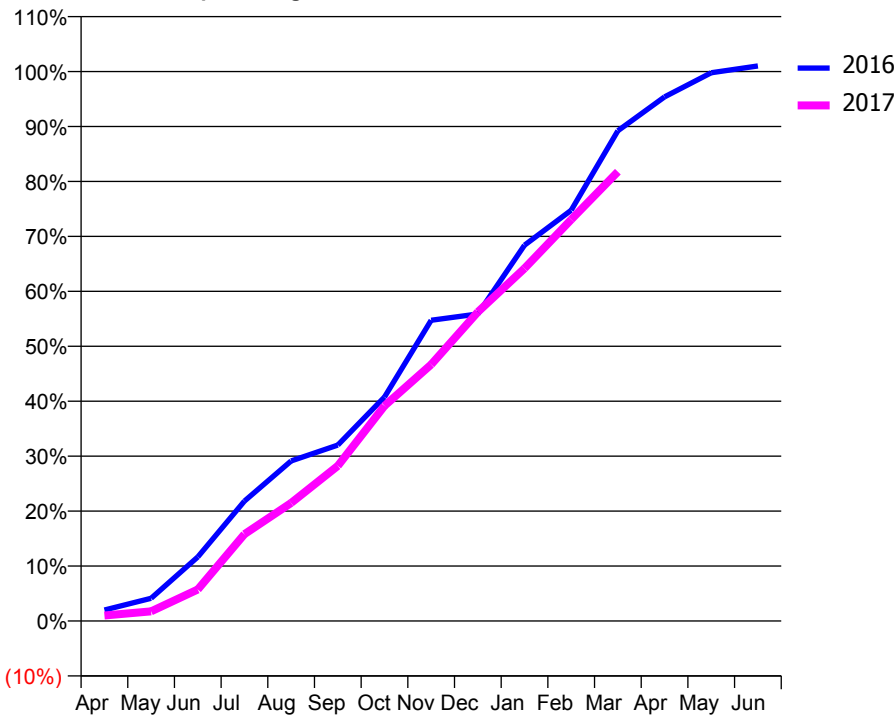
ACCESS*

Patients seen in 24 months	Total	Change since previous quarter
Quarter ending March 2016	2,426	
Quarter ending June 2016	2,499	↑
Quarter ending September 2016	2,532	→
Quarter ending December 2016	2,567	→
Quarter ending March 2017	2,487	↓
Variance since March 2016	2.5%	↑



ACTIVITY

Cumulative percentage of contracted UDA delivered 2016 & 2017



Month	Adjusted Scheduled Activity (UDA)	
	2016	2017
April	146	73
May	303	129
June	855	421
July	1,598	1,158
August	2,134	1,573
September	2,345	2,068
October	2,985	2,868
November	4,009	3,418
December	4,092	4,120
January	5,010	4,701
February	5,475	5,351
March	6,534	5,989
April	6,987	
May	7,308	
June	7,397	

QUALITY

	Quantity	Base Number	Contract	AT	Region	England
% of FP17s for the same patient ID Re-attending within 3 months - Children	40	626	6.4%	10.0%	12.0%	12.3%
% of FP17s for the same patient ID Re-attending within 3 months - Adults	246	2,332	10.5%	15.4%	16.0%	16.7%
% of FP17s for the same patient ID Re-attending between 3 & 9 months - Children	286	626	45.7%	51.1%	58.8%	57.6%
% of FP17s for the same patient ID Re-attending between 3 & 9 months - Adults	1,188	2,332	50.9%	46.4%	51.2%	50.1%
% of FP17s for Band 1 Urgent Courses	215	2,552	8.4%	8.1%	8.0%	9.1%
% of FP17s Relating to Free Repair or Replacements	11	2,552	0.4%	0.7%	0.8%	0.8%
% of FP17s Relating to Continuations	16	2,552	0.6%	0.9%	1.2%	1.2%
% of Patients satisfied with the dentistry they have received	5	5	N/A	92.1%	92.7%	92.8%
% of Patients satisfied with the time they had to wait for an appointment	5	5	N/A	90.3%	89.1%	88.7%

* This is based on patients treated on this contract for their most recent course of treatment. Figures in italics indicate the base number of FP17s or Patient Questionnaire responses are less than 100. N/A is shown where the base number of responses is less than 10 during the period. % is calculated as Quantity/Base number*100

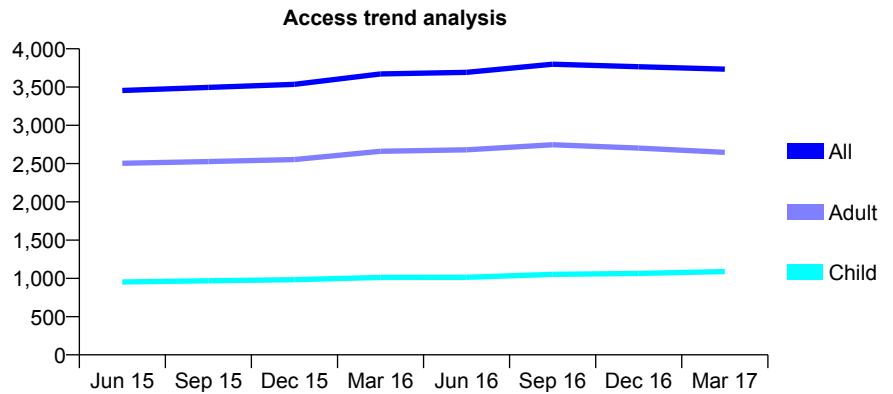
Q54 - Vital Signs At a Glance Contract Report for 241083/0001 - March 2017

Name or company name	MR V SUDRA
Contract type name	GDS Contract
Purpose of contract	General and Orthodontic
Contract start date	01/04/2006
Contract end date	

16/17 Contracted general activity (UDA)	11,592
Carry forward general activity (UDA)	17
16/17 Contracted orthodontic activity (UOA)	190
Carry forward orthodontic activity (UOA)	-4
Baseline contract value	£374,196.10

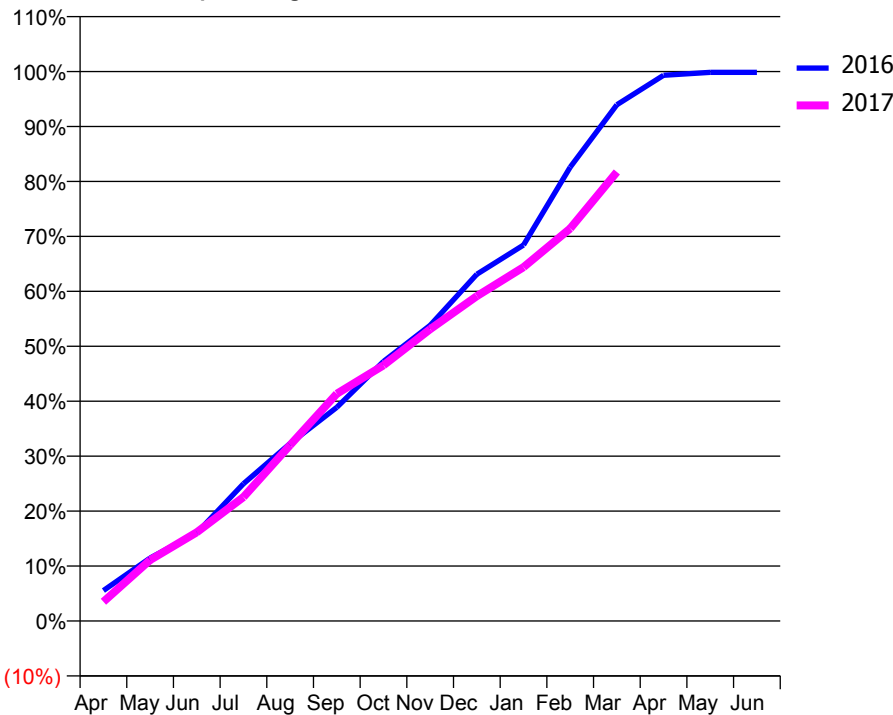
ACCESS*

Patients seen in 24 months	Total	Change since previous quarter
Quarter ending March 2016	3,672	
Quarter ending June 2016	3,693	→
Quarter ending September 2016	3,798	↑
Quarter ending December 2016	3,766	→
Quarter ending March 2017	3,734	→
Variance since March 2016	1.7%	→



ACTIVITY

Cumulative percentage of contracted UDA delivered 2016 & 2017



Month	Adjusted Scheduled Activity (UDA)	
	2016	2017
April	643	405
May	1,328	1,286
June	1,859	1,872
July	2,895	2,614
August	3,745	3,711
September	4,508	4,796
October	5,477	5,393
November	6,237	6,157
December	7,315	6,854
January	7,931	7,465
February	9,575	8,279
March	10,890	9,473
April	11,512	
May	11,575	
June	11,575	

QUALITY

	Quantity	Base Number	Contract	AT	Region	England
% of FP17s for the same patient ID Re-attending within 3 months - Children	50	1,083	4.6%	10.0%	12.0%	12.3%
% of FP17s for the same patient ID Re-attending within 3 months - Adults	301	2,523	11.9%	15.4%	16.0%	16.7%
% of FP17s for the same patient ID Re-attending between 3 & 9 months - Children	327	1,083	30.2%	51.1%	58.8%	57.6%
% of FP17s for the same patient ID Re-attending between 3 & 9 months - Adults	739	2,523	29.3%	46.4%	51.2%	50.1%
% of FP17s for Band 1 Urgent Courses	139	2,858	4.9%	8.1%	8.0%	9.1%
% of FP17s Relating to Free Repair or Replacements	45	2,858	1.6%	0.7%	0.8%	0.8%
% of FP17s Relating to Continuations	11	2,858	0.4%	0.9%	1.2%	1.2%
% of Patients satisfied with the dentistry they have received	2	2	N/A	92.1%	92.7%	92.8%
% of Patients satisfied with the time they had to wait for an appointment	2	2	N/A	90.3%	89.1%	88.7%

* This is based on patients treated on this contract for their most recent course of treatment. Figures in italics indicate the base number of FP17s or Patient Questionnaire responses are less than 100. N/A is shown where the base number of responses is less than 10 during the period. % is calculated as Quantity/Base number*100

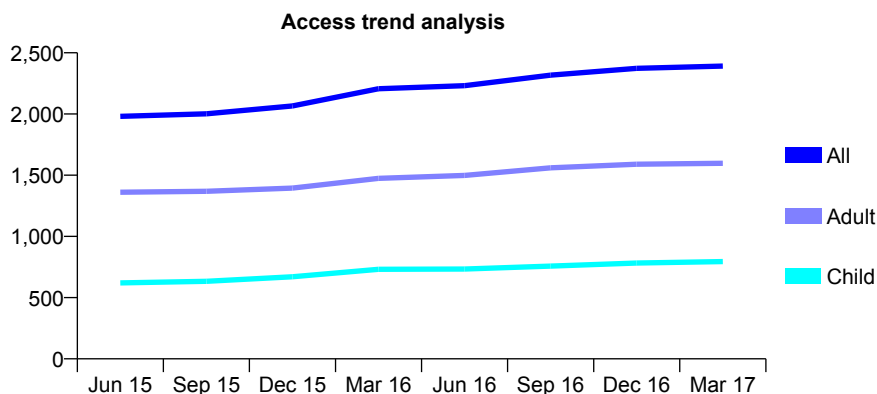
Q54 - Vital Signs At a Glance Contract Report for 244228/0001 - March 2017

Name or company name	MR JS BARDHA
Contract type name	GDS Contract
Purpose of contract	General and Orthodontic
Contract start date	01/04/2006
Contract end date	

16/17 Contracted general activity (UDA)	9,698
Carry forward general activity (UDA)	101
16/17 Contracted orthodontic activity (UOA)	204
Carry forward orthodontic activity (UOA)	-4
Baseline contract value	£275,036.00

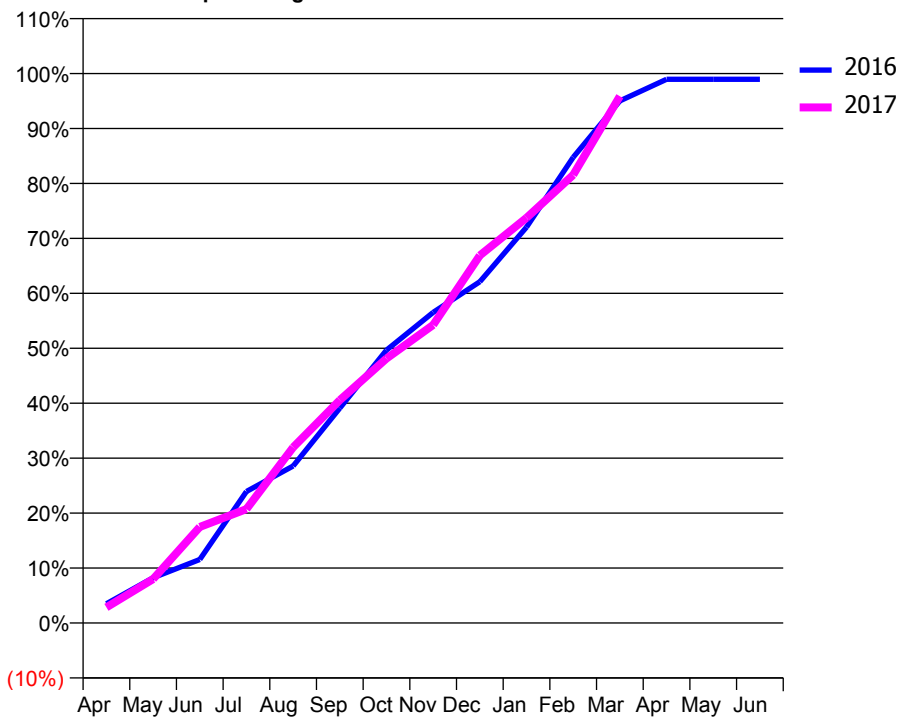
ACCESS*

Patients seen in 24 months	Total	Change since previous quarter
Quarter ending March 2016	2,206	
Quarter ending June 2016	2,232	→
Quarter ending September 2016	2,318	↑
Quarter ending December 2016	2,373	↑
Quarter ending March 2017	2,392	→
Variance since March 2016	8.4%	↑



ACTIVITY

Cumulative percentage of contracted UDA delivered 2016 & 2017



Month	Adjusted Scheduled Activity (UDA)	
	2016	2017
April	340	276
May	798	776
June	1,121	1,695
July	2,323	2,011
August	2,771	3,101
September	3,792	3,933
October	4,816	4,668
November	5,482	5,261
December	6,023	6,486
January	6,987	7,152
February	8,220	7,908
March	9,215	9,297
April	9,596	
May	9,597	
June	9,597	

QUALITY

	Quantity	Base Number	Contract	AT	Region	England
% of FP17s for the same patient ID Re-attending within 3 months - Children	66	1,109	6.0%	10.0%	12.0%	12.3%
% of FP17s for the same patient ID Re-attending within 3 months - Adults	210	1,807	11.6%	15.4%	16.0%	16.7%
% of FP17s for the same patient ID Re-attending between 3 & 9 months - Children	533	1,109	48.1%	51.1%	58.8%	57.6%
% of FP17s for the same patient ID Re-attending between 3 & 9 months - Adults	793	1,807	43.9%	46.4%	51.2%	50.1%
% of FP17s for Band 1 Urgent Courses	16	2,666	0.6%	8.1%	8.0%	9.1%
% of FP17s Relating to Free Repair or Replacements	0	2,666	0.0%	0.7%	0.8%	0.8%
% of FP17s Relating to Continuations	96	2,666	3.6%	0.9%	1.2%	1.2%
% of Patients satisfied with the dentistry they have received	1	1	N/A	92.1%	92.7%	92.8%
% of Patients satisfied with the time they had to wait for an appointment	0	1	N/A	90.3%	89.1%	88.7%

* This is based on patients treated on this contract for their most recent course of treatment. Figures in italics indicate the base number of FP17s or Patient Questionnaire responses are less than 100. N/A is shown where the base number of responses is less than 10 during the period. % is calculated as Quantity/Base number*100

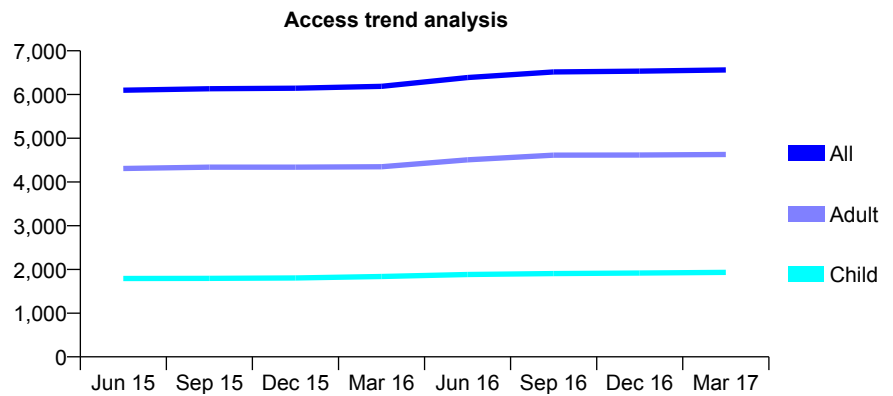
Q54 - Vital Signs At a Glance Contract Report for 245860/0001 - March 2017

Name or company name	MR M BINAMIN
Contract type name	GDS Contract
Purpose of contract	General
Contract start date	01/04/2006
Contract end date	

16/17 Contracted general activity (UDA)	12,244
Carry forward general activity (UDA)	0
16/17 Contracted orthodontic activity (UOA)	0
Carry forward orthodontic activity (UOA)	0
Baseline contract value	£289,811.87

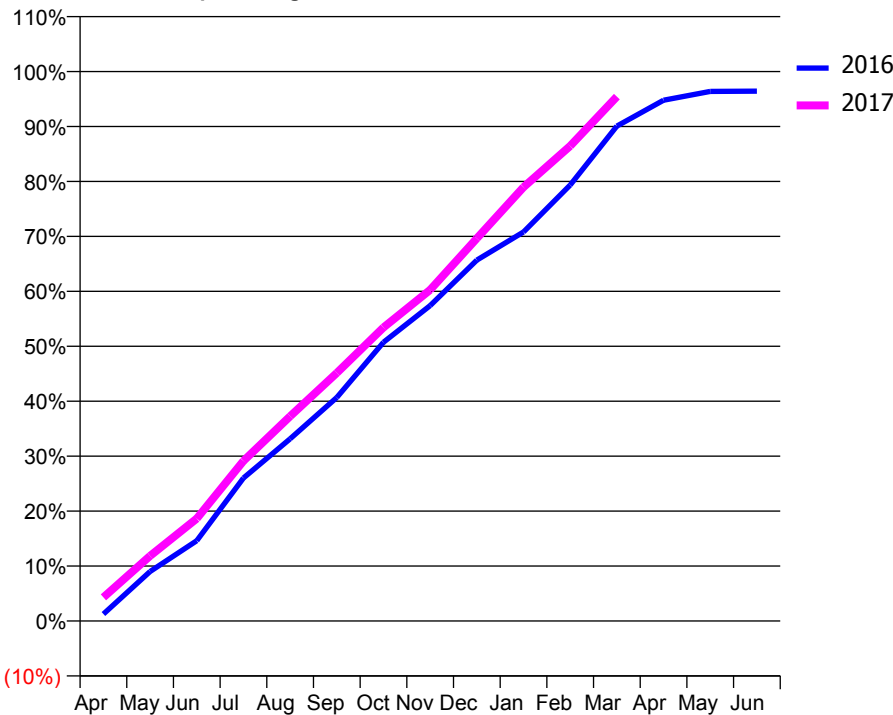
ACCESS*

Patients seen in 24 months	Total	Change since previous quarter
Quarter ending March 2016	6,186	
Quarter ending June 2016	6,389	↑
Quarter ending September 2016	6,516	→
Quarter ending December 2016	6,535	→
Quarter ending March 2017	6,561	→
Variance since March 2016	6.1%	↑



ACTIVITY

Cumulative percentage of contracted UDA delivered 2016 & 2017



Month	Adjusted Scheduled Activity (UDA)	
	2016	2017
April	157	527
May	1,104	1,453
June	1,790	2,283
July	3,186	3,566
August	4,060	4,563
September	4,982	5,528
October	6,213	6,543
November	7,030	7,378
December	8,042	8,527
January	8,669	9,668
February	9,714	10,585
March	11,029	11,684
April	11,604	
May	11,800	
June	11,806	

QUALITY

	Quantity	Base Number	Contract	AT	Region	England
% of FP17s for the same patient ID Re-attending within 3 months - Children	126	2,603	4.8%	10.0%	12.0%	12.3%
% of FP17s for the same patient ID Re-attending within 3 months - Adults	868	6,014	14.4%	15.4%	16.0%	16.7%
% of FP17s for the same patient ID Re-attending between 3 & 9 months - Children	1,469	2,603	56.4%	51.1%	58.8%	57.6%
% of FP17s for the same patient ID Re-attending between 3 & 9 months - Adults	3,115	6,014	51.8%	46.4%	51.2%	50.1%
% of FP17s for Band 1 Urgent Courses	707	7,637	9.3%	8.1%	8.0%	9.1%
% of FP17s Relating to Free Repair or Replacements	51	7,637	0.7%	0.7%	0.8%	0.8%
% of FP17s Relating to Continuations	3	7,637	0.0%	0.9%	1.2%	1.2%
% of Patients satisfied with the dentistry they have received	4	4	N/A	92.1%	92.7%	92.8%
% of Patients satisfied with the time they had to wait for an appointment	4	4	N/A	90.3%	89.1%	88.7%

* This is based on patients treated on this contract for their most recent course of treatment. Figures in italics indicate the base number of FP17s or Patient Questionnaire responses are less than 100. N/A is shown where the base number of responses is less than 10 during the period. % is calculated as Quantity/Base number*100

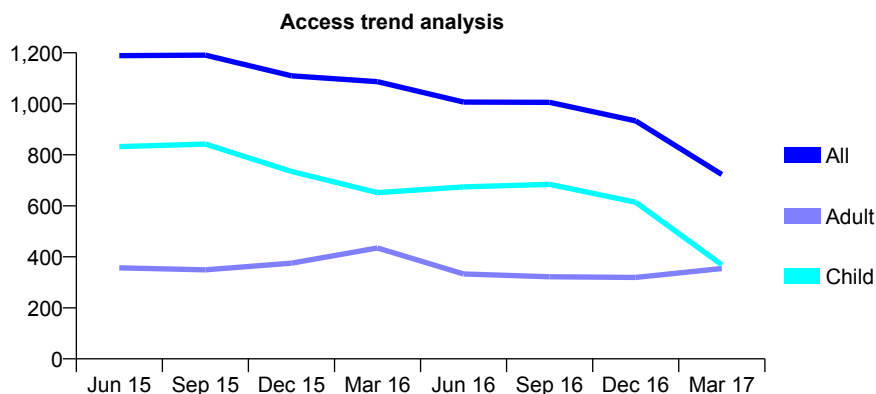
Q54 - Vital Signs At a Glance Contract Report for 249726/0004 - March 2017

Name or company name	MR AA DUGGAL
Contract type name	PDS Plus Contract
Purpose of contract	General
Contract start date	01/05/2012
Contract end date	30/04/2017

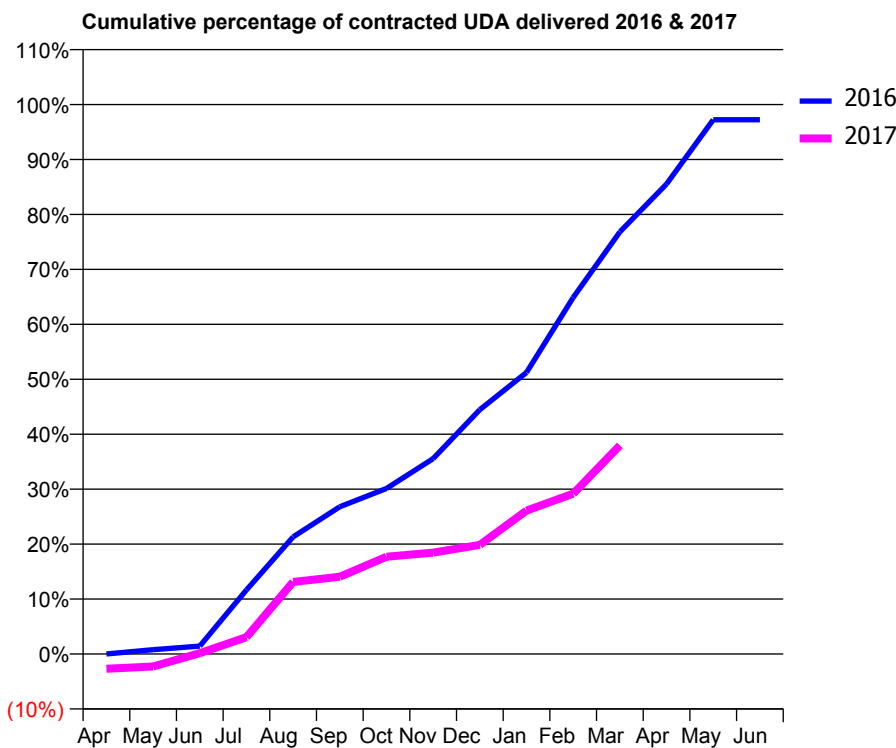
16/17 Contracted general activity (UDA)	2,000
Carry forward general activity (UDA)	55
16/17 Contracted orthodontic activity (UOA)	0
Carry forward orthodontic activity (UOA)	0
Baseline contract value	£25,762.12

ACCESS*

Patients seen in 24 months	Total	Change since previous quarter
Quarter ending March 2016	1,087	
Quarter ending June 2016	1,007	↓
Quarter ending September 2016	1,006	→
Quarter ending December 2016	933	↓
Quarter ending March 2017	723	↓
Variance since March 2016	(33.5%)	↓



ACTIVITY



Month	Adjusted Scheduled Activity (UDA)	
	2016	2017
April	0	-54
May	16	-46
June	29	3
July	233	61
August	426	262
September	536	281
October	602	354
November	711	369
December	889	397
January	1,025	522
February	1,297	583
March	1,536	759
April	1,711	
May	1,945	
June	1,945	

QUALITY

	Quantity	Base Number	Contract	AT	Region	England
% of FP17s for the same patient ID Re-attending within 3 months - Children	3	526	0.6%	10.0%	12.0%	12.3%
% of FP17s for the same patient ID Re-attending within 3 months - Adults	21	352	6.0%	15.4%	16.0%	16.7%
% of FP17s for the same patient ID Re-attending between 3 & 9 months - Children	16	526	3.0%	51.1%	58.8%	57.6%
% of FP17s for the same patient ID Re-attending between 3 & 9 months - Adults	36	352	10.2%	46.4%	51.2%	50.1%
% of FP17s for Band 1 Urgent Courses	2	530	0.4%	8.1%	8.0%	9.1%
% of FP17s Relating to Free Repair or Replacements	2	530	0.4%	0.7%	0.8%	0.8%
% of FP17s Relating to Continuations	4	530	0.8%	0.9%	1.2%	1.2%
% of Patients satisfied with the dentistry they have received	3	3	N/A	92.1%	92.7%	92.8%
% of Patients satisfied with the time they had to wait for an appointment	3	3	N/A	90.3%	89.1%	88.7%

* This is based on patients treated on this contract for their most recent course of treatment. Figures in italics indicate the base number of FP17s or Patient Questionnaire responses are less than 100. N/A is shown where the base number of responses is less than 10 during the period. % is calculated as Quantity/Base number*100

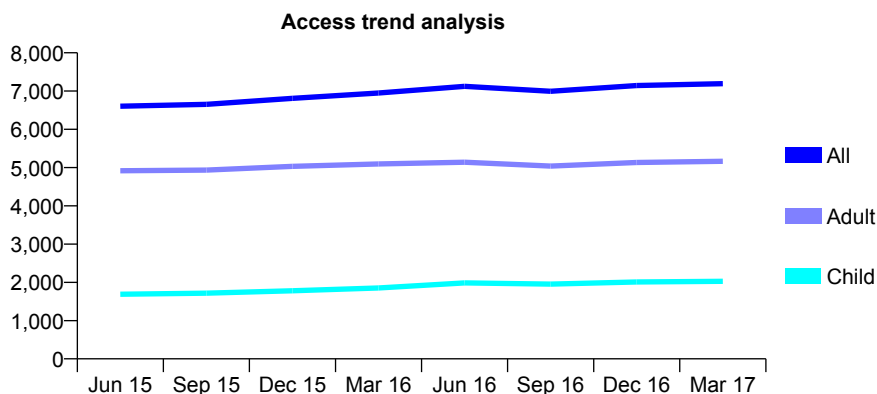
Q54 - Vital Signs At a Glance Contract Report for 250333/0001 - March 2017

Name or company name	MR JS JANDU
Contract type name	GDS Contract
Purpose of contract	General and Orthodontic
Contract start date	01/04/2008
Contract end date	

16/17 Contracted general activity (UDA)	22,064
Carry forward general activity (UDA)	764
16/17 Contracted orthodontic activity (UOA)	999
Carry forward orthodontic activity (UOA)	0
Baseline contract value	£636,901.58

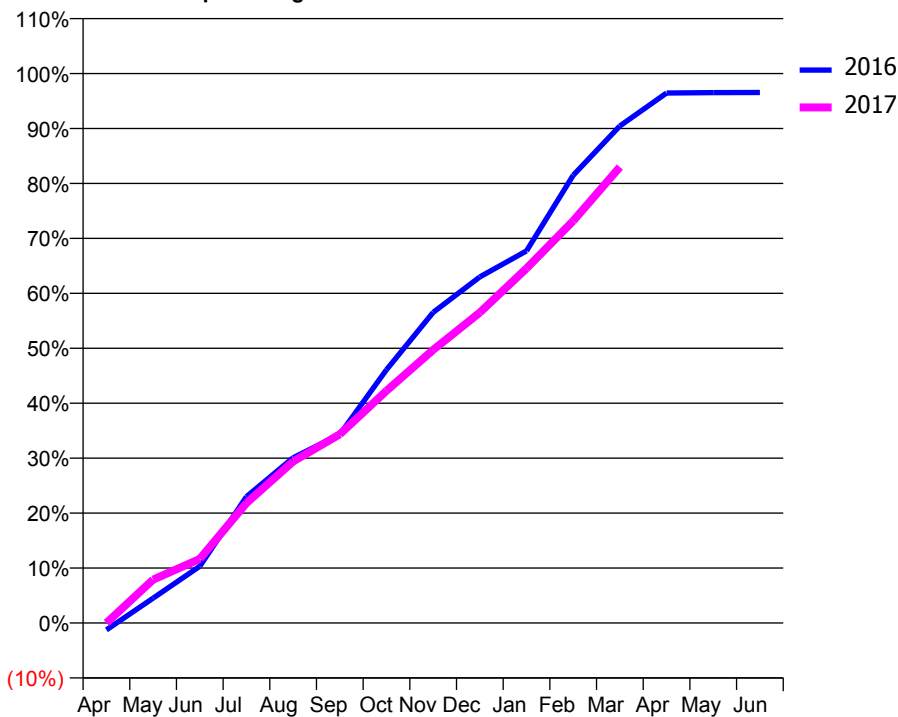
ACCESS*

Patients seen in 24 months	Total	Change since previous quarter
Quarter ending March 2016	6,950	
Quarter ending June 2016	7,125	↑
Quarter ending September 2016	6,994	↓
Quarter ending December 2016	7,143	↑
Quarter ending March 2017	7,192	→
Variance since March 2016	3.5%	↑



ACTIVITY

Cumulative percentage of contracted UDA delivered 2016 & 2017



Month	Adjusted Scheduled Activity (UDA)	
	2016	2017
April	-280	3
May	998	1,742
June	2,280	2,574
July	5,071	4,816
August	6,638	6,485
September	7,571	7,577
October	10,169	9,325
November	12,472	10,966
December	13,899	12,469
January	14,942	14,239
February	17,975	16,145
March	19,959	18,307
April	21,281	
May	21,298	
June	21,300	

QUALITY

	Quantity	Base Number	Contract	AT	Region	England
% of FP17s for the same patient ID Re-attending within 3 months - Children	204	2,857	7.1%	10.0%	12.0%	12.3%
% of FP17s for the same patient ID Re-attending within 3 months - Adults	856	6,414	13.3%	15.4%	16.0%	16.7%
% of FP17s for the same patient ID Re-attending between 3 & 9 months - Children	1,182	2,857	41.4%	51.1%	58.8%	57.6%
% of FP17s for the same patient ID Re-attending between 3 & 9 months - Adults	2,571	6,414	40.1%	46.4%	51.2%	50.1%
% of FP17s for Band 1 Urgent Courses	858	8,600	10.0%	8.1%	8.0%	9.1%
% of FP17s Relating to Free Repair or Replacements	54	8,600	0.6%	0.7%	0.8%	0.8%
% of FP17s Relating to Continuations	42	8,600	0.5%	0.9%	1.2%	1.2%
% of Patients satisfied with the dentistry they have received	8	8	N/A	92.1%	92.7%	92.8%
% of Patients satisfied with the time they had to wait for an appointment	7	8	N/A	90.3%	89.1%	88.7%

* This is based on patients treated on this contract for their most recent course of treatment. Figures in italics indicate the base number of FP17s or Patient Questionnaire responses are less than 100. N/A is shown where the base number of responses is less than 10 during the period. % is calculated as Quantity/Base number*100

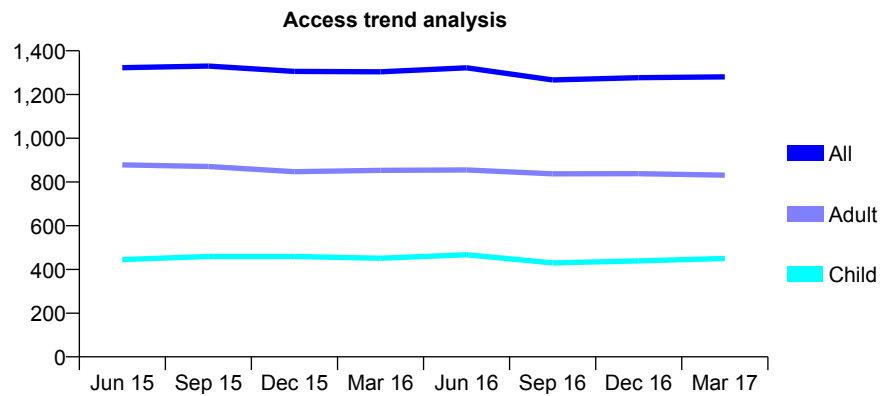
Q54 - Vital Signs At a Glance Contract Report for 250333/0002 - March 2017

Name or company name	MR JS JANDU
Contract type name	GDS Contract
Purpose of contract	General
Contract start date	01/10/2012
Contract end date	

16/17 Contracted general activity (UDA)	4,213
Carry forward general activity (UDA)	0
16/17 Contracted orthodontic activity (UOA)	0
Carry forward orthodontic activity (UOA)	0
Baseline contract value	£112,408.40

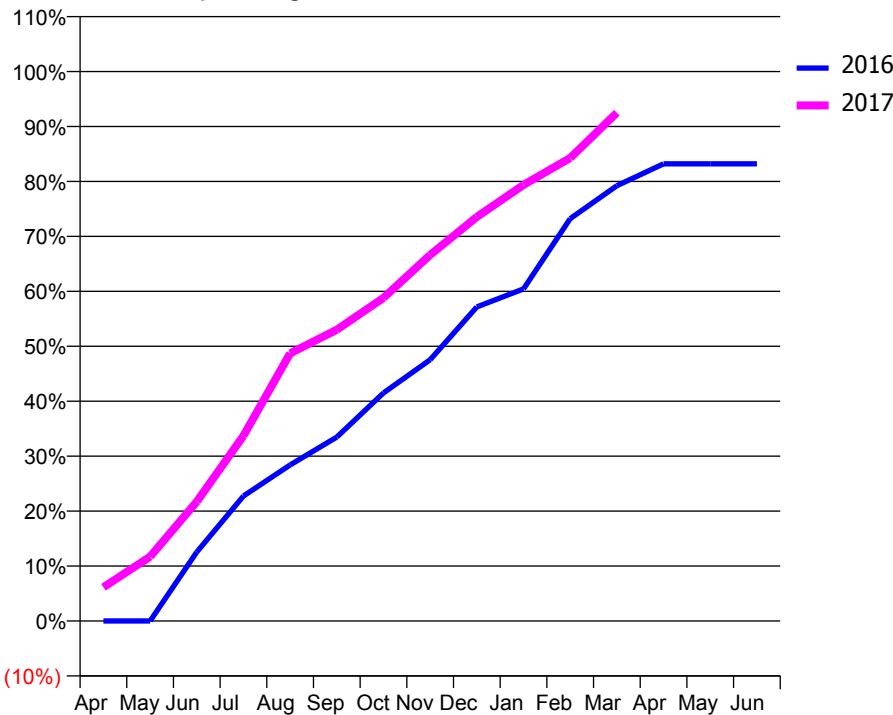
ACCESS*

Patients seen in 24 months	Total	Change since previous quarter
Quarter ending March 2016	1,304	
Quarter ending June 2016	1,322	→
Quarter ending September 2016	1,267	↓
Quarter ending December 2016	1,277	→
Quarter ending March 2017	1,281	→
Variance since March 2016	(1.8%)	↓



ACTIVITY

Cumulative percentage of contracted UDA delivered 2016 & 2017



Month	Adjusted Scheduled Activity (UDA)	
	2016	2017
April	0	259
May	0	494
June	529	916
July	958	1,421
August	1,196	2,052
September	1,410	2,234
October	1,749	2,478
November	2,004	2,807
December	2,409	3,098
January	2,546	3,343
February	3,085	3,551
March	3,338	3,897
April	3,505	
May	3,505	
June	3,505	

QUALITY

	Quantity	Base Number	Contract	AT	Region	England
% of FP17s for the same patient ID Re-attending within 3 months - Children	41	579	7.1%	10.0%	12.0%	12.3%
% of FP17s for the same patient ID Re-attending within 3 months - Adults	145	960	15.1%	15.4%	16.0%	16.7%
% of FP17s for the same patient ID Re-attending between 3 & 9 months - Children	265	579	45.8%	51.1%	58.8%	57.6%
% of FP17s for the same patient ID Re-attending between 3 & 9 months - Adults	412	960	42.9%	46.4%	51.2%	50.1%
% of FP17s for Band 1 Urgent Courses	153	1,469	10.4%	8.1%	8.0%	9.1%
% of FP17s Relating to Free Repair or Replacements	17	1,469	1.2%	0.7%	0.8%	0.8%
% of FP17s Relating to Continuations	15	1,469	1.0%	0.9%	1.2%	1.2%
% of Patients satisfied with the dentistry they have received	1	1	N/A	92.1%	92.7%	92.8%
% of Patients satisfied with the time they had to wait for an appointment	1	1	N/A	90.3%	89.1%	88.7%

* This is based on patients treated on this contract for their most recent course of treatment. Figures in italics indicate the base number of FP17s or Patient Questionnaire responses are less than 100. N/A is shown where the base number of responses is less than 10 during the period. % is calculated as Quantity/Base number*100

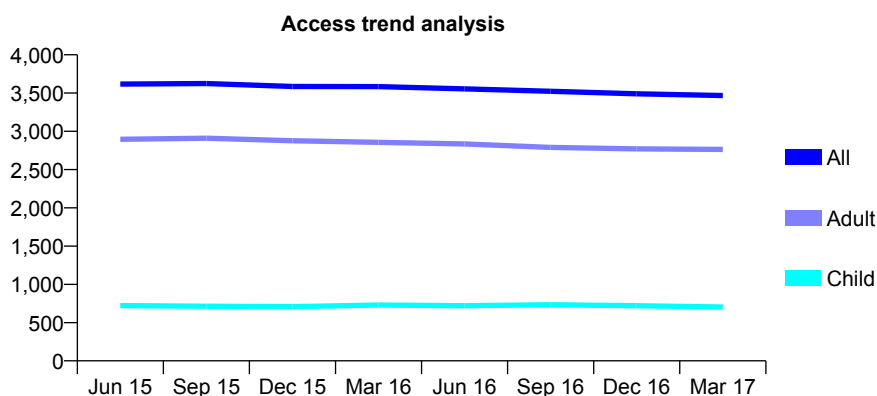
Q54 - Vital Signs At a Glance Contract Report for 251623/0001 - March 2017

Name or company name	MR F HEYDARI-BATENI
Contract type name	GDS Contract
Purpose of contract	General
Contract start date	01/04/2006
Contract end date	

16/17 Contracted general activity (UDA)	11,261
Carry forward general activity (UDA)	129
16/17 Contracted orthodontic activity (UOA)	0
Carry forward orthodontic activity (UOA)	0
Baseline contract value	£237,160.58

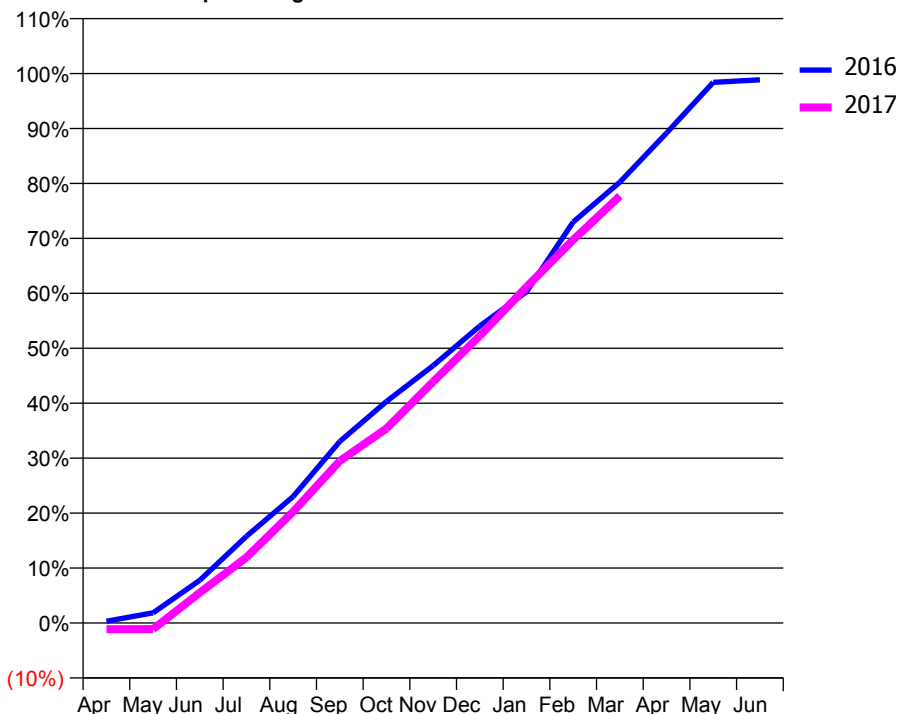
ACCESS*

Patients seen in 24 months	Total	Change since previous quarter
Quarter ending March 2016	3,585	
Quarter ending June 2016	3,554	→
Quarter ending September 2016	3,523	→
Quarter ending December 2016	3,491	→
Quarter ending March 2017	3,467	→
Variance since March 2016	(3.3%)	↓



ACTIVITY

Cumulative percentage of contracted UDA delivered 2016 & 2017



Month	Adjusted Scheduled Activity (UDA)	
	2016	2017
April	38	-129
May	209	-126
June	877	621
July	1,779	1,345
August	2,591	2,280
September	3,720	3,322
October	4,541	3,986
November	5,276	4,945
December	6,088	5,888
January	6,791	6,888
February	8,218	7,853
March	9,037	8,752
April	10,042	
May	11,079	
June	11,132	

QUALITY

	Quantity	Base Number	Contract	AT	Region	England
% of FP17s for the same patient ID Re-attending within 3 months - Children	59	1,015	5.8%	10.0%	12.0%	12.3%
% of FP17s for the same patient ID Re-attending within 3 months - Adults	519	4,052	12.8%	15.4%	16.0%	16.7%
% of FP17s for the same patient ID Re-attending between 3 & 9 months - Children	612	1,015	60.3%	51.1%	58.8%	57.6%
% of FP17s for the same patient ID Re-attending between 3 & 9 months - Adults	2,317	4,052	57.2%	46.4%	51.2%	50.1%
% of FP17s for Band 1 Urgent Courses	294	4,114	7.1%	8.1%	8.0%	9.1%
% of FP17s Relating to Free Repair or Replacements	29	4,114	0.7%	0.7%	0.8%	0.8%
% of FP17s Relating to Continuations	40	4,114	1.0%	0.9%	1.2%	1.2%
% of Patients satisfied with the dentistry they have received	5	5	N/A	92.1%	92.7%	92.8%
% of Patients satisfied with the time they had to wait for an appointment	5	5	N/A	90.3%	89.1%	88.7%

* This is based on patients treated on this contract for their most recent course of treatment. Figures in italics indicate the base number of FP17s or Patient Questionnaire responses are less than 100. N/A is shown where the base number of responses is less than 10 during the period. % is calculated as Quantity/Base number*100

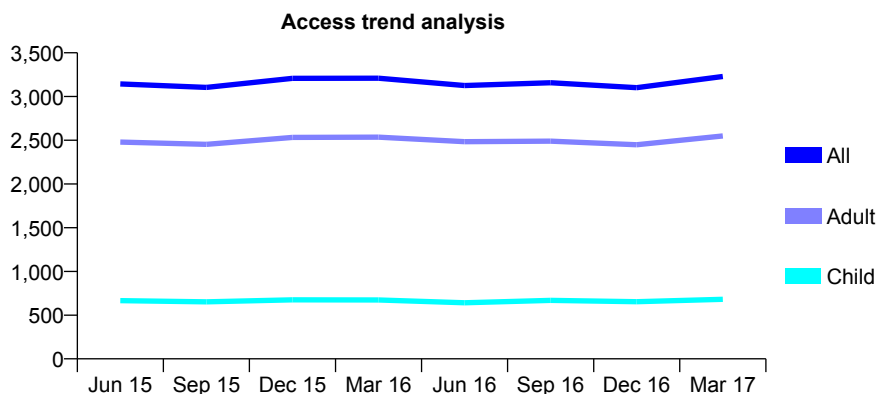
Q54 - Vital Signs At a Glance Contract Report for 251941/0001 - March 2017

Name or company name	MR JS CHUHAN
Contract type name	GDS Contract
Purpose of contract	General
Contract start date	01/04/2006
Contract end date	

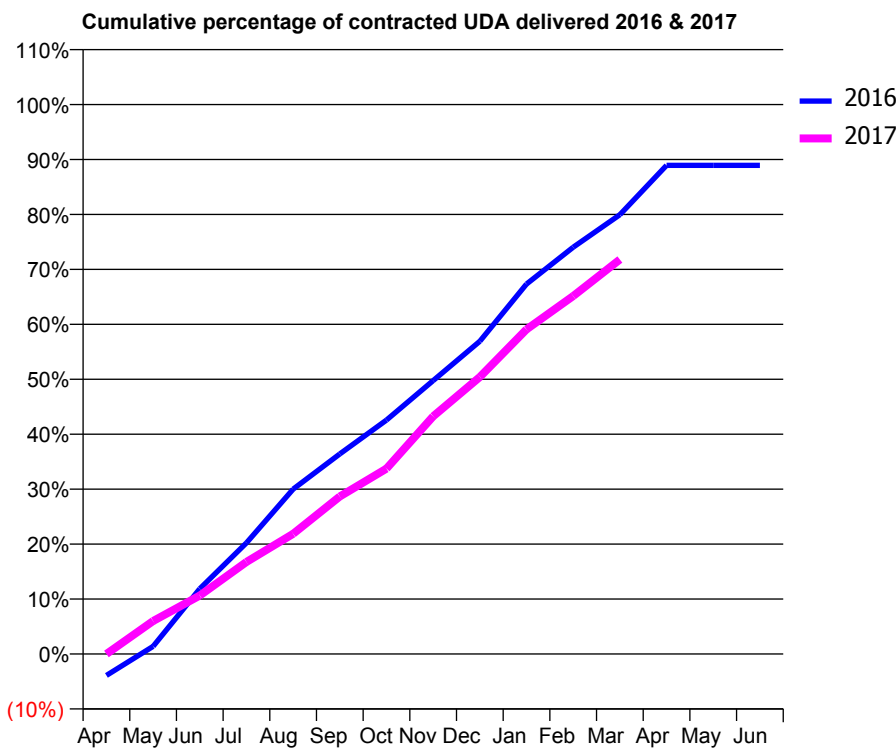
16/17 Contracted general activity (UDA)	12,721
Carry forward general activity (UDA)	0
16/17 Contracted orthodontic activity (UOA)	0
Carry forward orthodontic activity (UOA)	0
Baseline contract value	£341,717.12

ACCESS*

Patients seen in 24 months	Total	Change since previous quarter
Quarter ending March 2016	3,209	
Quarter ending June 2016	3,126	↓
Quarter ending September 2016	3,158	→
Quarter ending December 2016	3,101	↓
Quarter ending March 2017	3,230	↑
Variance since March 2016	0.7%	→



ACTIVITY



Month	Adjusted Scheduled Activity (UDA)	
	2016	2017
April	-500	0
May	179	765
June	1,511	1,354
July	2,574	2,130
August	3,817	2,784
September	4,632	3,648
October	5,417	4,294
November	6,329	5,502
December	7,240	6,413
January	8,564	7,517
February	9,416	8,288
March	10,169	9,134
April	11,313	
May	11,313	
June	11,313	

QUALITY

	Quantity	Base Number	Contract	AT	Region	England
% of FP17s for the same patient ID Re-attending within 3 months - Children	91	703	12.9%	10.0%	12.0%	12.3%
% of FP17s for the same patient ID Re-attending within 3 months - Adults	927	3,199	29.0%	15.4%	16.0%	16.7%
% of FP17s for the same patient ID Re-attending between 3 & 9 months - Children	169	703	24.0%	51.1%	58.8%	57.6%
% of FP17s for the same patient ID Re-attending between 3 & 9 months - Adults	960	3,199	30.0%	46.4%	51.2%	50.1%
% of FP17s for Band 1 Urgent Courses	809	3,507	23.1%	8.1%	8.0%	9.1%
% of FP17s Relating to Free Repair or Replacements	41	3,507	1.2%	0.7%	0.8%	0.8%
% of FP17s Relating to Continuations	18	3,507	0.5%	0.9%	1.2%	1.2%
% of Patients satisfied with the dentistry they have received	2	3	N/A	92.1%	92.7%	92.8%
% of Patients satisfied with the time they had to wait for an appointment	3	3	N/A	90.3%	89.1%	88.7%

* This is based on patients treated on this contract for their most recent course of treatment. Figures in italics indicate the base number of FP17s or Patient Questionnaire responses are less than 100. N/A is shown where the base number of responses is less than 10 during the period. % is calculated as Quantity/Base number*100

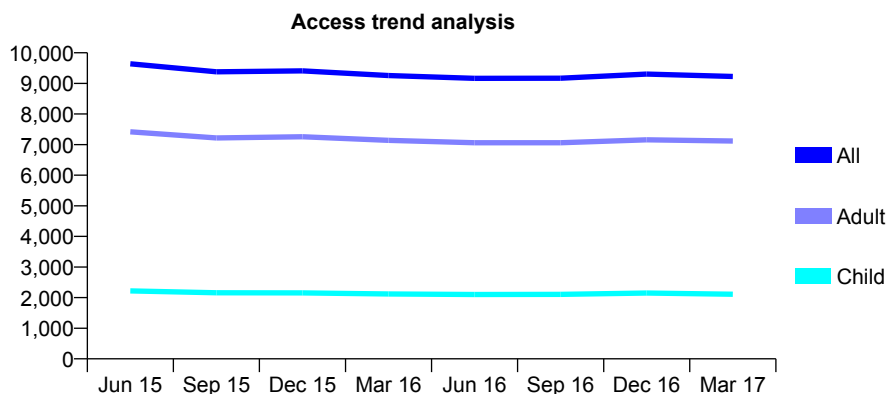
Q54 - Vital Signs At a Glance Contract Report for 253693/0001 - March 2017

Name or company name	MR OS DHILLON
Contract type name	GDS Contract
Purpose of contract	General
Contract start date	01/04/2006
Contract end date	

16/17 Contracted general activity (UDA)	32,861
Carry forward general activity (UDA)	1,295
16/17 Contracted orthodontic activity (UOA)	0
Carry forward orthodontic activity (UOA)	0
Baseline contract value	£838,736.83

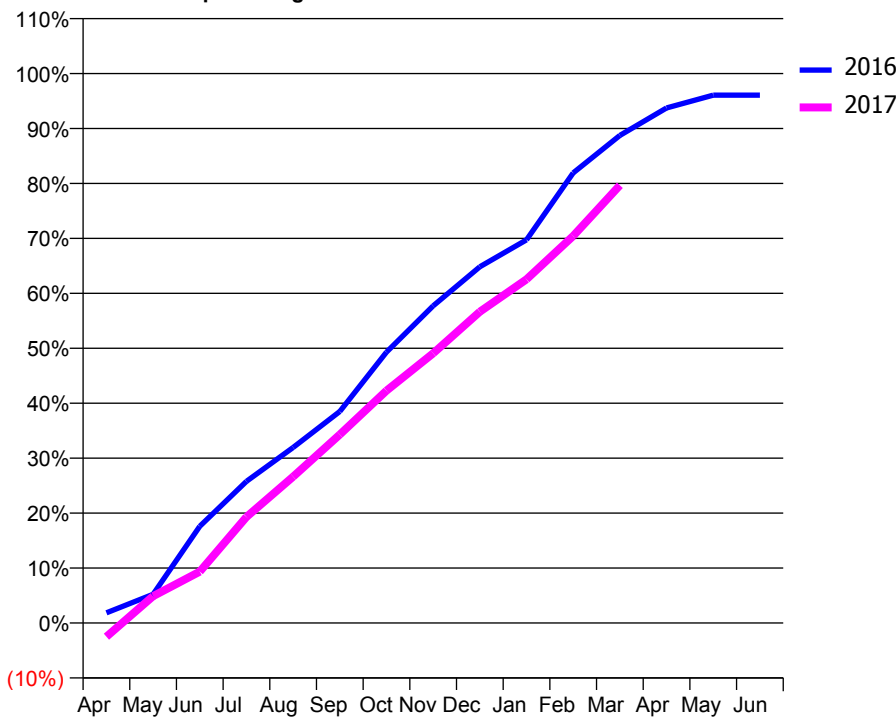
ACCESS*

Patients seen in 24 months	Total	Change since previous quarter
Quarter ending March 2016	9,256	
Quarter ending June 2016	9,164	→
Quarter ending September 2016	9,169	→
Quarter ending December 2016	9,306	→
Quarter ending March 2017	9,226	→
Variance since March 2016	(0.3%)	→



ACTIVITY

Cumulative percentage of contracted UDA delivered 2016 & 2017



Month	Adjusted Scheduled Activity (UDA)	
	2016	2017
April	608	-826
May	1,722	1,610
June	5,782	3,078
July	8,472	6,347
August	10,496	8,750
September	12,652	11,270
October	16,198	13,896
November	18,969	16,131
December	21,307	18,618
January	22,915	20,558
February	26,916	23,147
March	29,157	26,174
April	30,803	
May	31,566	
June	31,566	

QUALITY

	Quantity	Base Number	Contract	AT	Region	England
% of FP17s for the same patient ID Re-attending within 3 months - Children	136	2,820	4.8%	10.0%	12.0%	12.3%
% of FP17s for the same patient ID Re-attending within 3 months - Adults	1,759	10,612	16.6%	15.4%	16.0%	16.7%
% of FP17s for the same patient ID Re-attending between 3 & 9 months - Children	1,551	2,820	55.0%	51.1%	58.8%	57.6%
% of FP17s for the same patient ID Re-attending between 3 & 9 months - Adults	5,900	10,612	55.6%	46.4%	51.2%	50.1%
% of FP17s for Band 1 Urgent Courses	970	12,743	7.6%	8.1%	8.0%	9.1%
% of FP17s Relating to Free Repair or Replacements	290	12,743	2.3%	0.7%	0.8%	0.8%
% of FP17s Relating to Continuations	128	12,743	1.0%	0.9%	1.2%	1.2%
% of Patients satisfied with the dentistry they have received	9	9	N/A	92.1%	92.7%	92.8%
% of Patients satisfied with the time they had to wait for an appointment	9	9	N/A	90.3%	89.1%	88.7%

* This is based on patients treated on this contract for their most recent course of treatment. Figures in italics indicate the base number of FP17s or Patient Questionnaire responses are less than 100. N/A is shown where the base number of responses is less than 10 during the period. % is calculated as Quantity/Base number*100

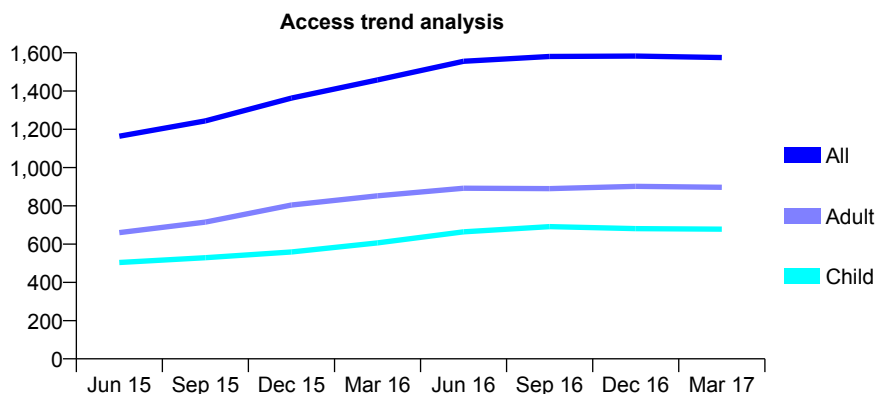
Q54 - Vital Signs At a Glance Contract Report for 257842/0001 - March 2017

Name or company name	MR N JAIN
Contract type name	GDS Contract
Purpose of contract	General
Contract start date	01/08/2014
Contract end date	

16/17 Contracted general activity (UDA)	4,806
Carry forward general activity (UDA)	-21
16/17 Contracted orthodontic activity (UOA)	0
Carry forward orthodontic activity (UOA)	0
Baseline contract value	£114,613.06

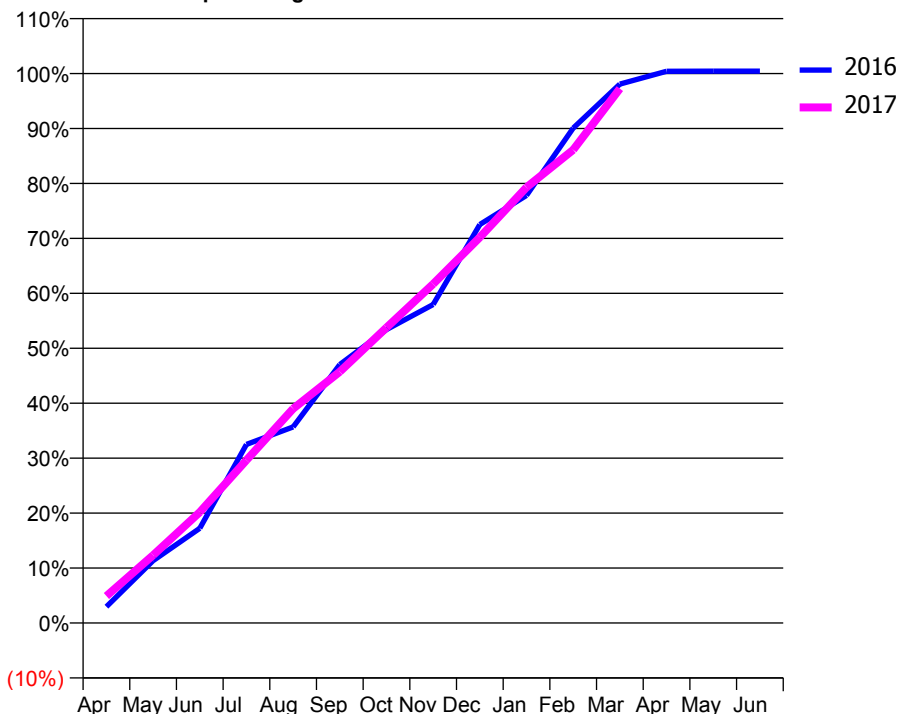
ACCESS*

Patients seen in 24 months	Total	Change since previous quarter
Quarter ending March 2016	1,458	
Quarter ending June 2016	1,556	↑
Quarter ending September 2016	1,581	→
Quarter ending December 2016	1,583	→
Quarter ending March 2017	1,575	→
Variance since March 2016	8.0%	↑



ACTIVITY

Cumulative percentage of contracted UDA delivered 2016 & 2017



Month	Adjusted Scheduled Activity (UDA)	
	2016	2017
April	143	236
May	545	594
June	828	970
July	1,562	1,424
August	1,715	1,875
September	2,261	2,198
October	2,567	2,584
November	2,786	2,965
December	3,485	3,374
January	3,740	3,811
February	4,329	4,139
March	4,713	4,674
April	4,826	
May	4,827	
June	4,827	

QUALITY

	Quantity	Base Number	Contract	AT	Region	England
% of FP17s for the same patient ID Re-attending within 3 months - Children	46	1,065	4.3%	10.0%	12.0%	12.3%
% of FP17s for the same patient ID Re-attending within 3 months - Adults	82	1,023	8.0%	15.4%	16.0%	16.7%
% of FP17s for the same patient ID Re-attending between 3 & 9 months - Children	588	1,065	55.2%	51.1%	58.8%	57.6%
% of FP17s for the same patient ID Re-attending between 3 & 9 months - Adults	517	1,023	50.5%	46.4%	51.2%	50.1%
% of FP17s for Band 1 Urgent Courses	65	2,027	3.2%	8.1%	8.0%	9.1%
% of FP17s Relating to Free Repair or Replacements	5	2,027	0.2%	0.7%	0.8%	0.8%
% of FP17s Relating to Continuations	7	2,027	0.3%	0.9%	1.2%	1.2%
% of Patients satisfied with the dentistry they have received	0	0	N/A	92.1%	92.7%	92.8%
% of Patients satisfied with the time they had to wait for an appointment	0	0	N/A	90.3%	89.1%	88.7%

* This is based on patients treated on this contract for their most recent course of treatment. Figures in italics indicate the base number of FP17s or Patient Questionnaire responses are less than 100. N/A is shown where the base number of responses is less than 10 during the period. % is calculated as Quantity/Base number*100

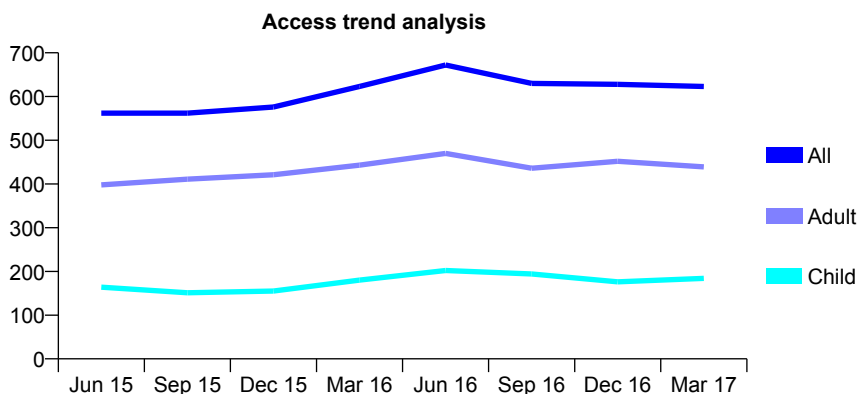
Q54 - Vital Signs At a Glance Contract Report for 258202/0001 - March 2017

Name or company name	MR H SINGH
Contract type name	GDS Contract
Purpose of contract	General
Contract start date	01/08/2009
Contract end date	

16/17 Contracted general activity (UDA)	2,609
Carry forward general activity (UDA)	0
16/17 Contracted orthodontic activity (UOA)	0
Carry forward orthodontic activity (UOA)	0
Baseline contract value	£59,753.35

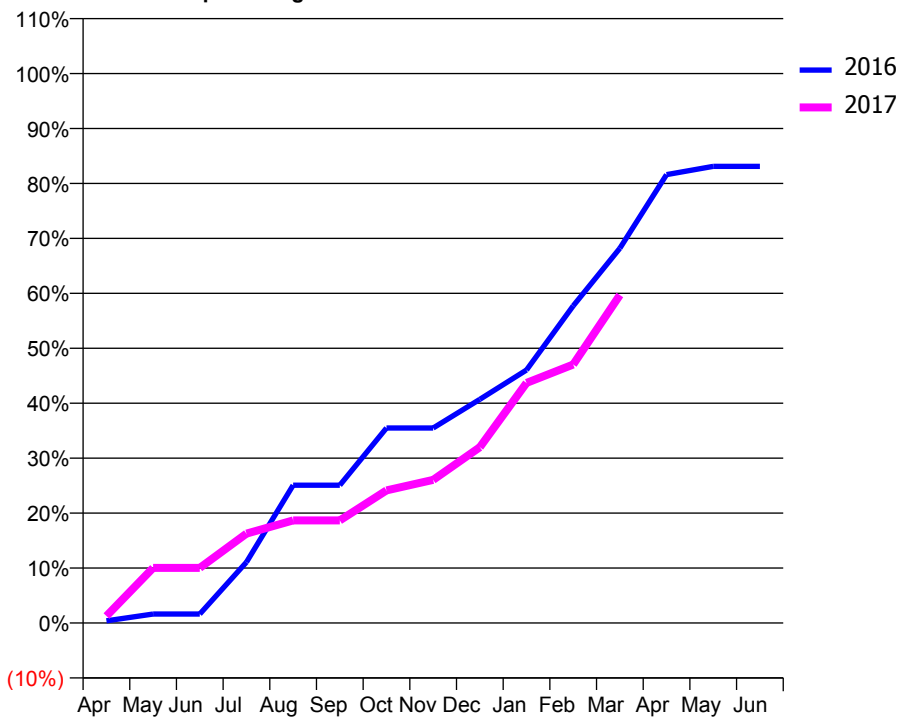
ACCESS*

Patients seen in 24 months	Total	Change since previous quarter
Quarter ending March 2016	623	
Quarter ending June 2016	672	↑
Quarter ending September 2016	630	↓
Quarter ending December 2016	628	→
Quarter ending March 2017	623	→
Variance since March 2016	0.0%	→



ACTIVITY

Cumulative percentage of contracted UDA delivered 2016 & 2017



Month	Adjusted Scheduled Activity (UDA)	
	2016	2017
April	10	33
May	43	262
June	43	262
July	289	425
August	655	487
September	655	487
October	926	630
November	926	679
December	1,062	835
January	1,201	1,140
February	1,506	1,227
March	1,780	1,557
April	2,129	
May	2,168	
June	2,168	

QUALITY

	Quantity	Base Number	Contract	AT	Region	England
% of FP17s for the same patient ID Re-attending within 3 months - Children	6	230	2.6%	10.0%	12.0%	12.3%
% of FP17s for the same patient ID Re-attending within 3 months - Adults	44	453	9.7%	15.4%	16.0%	16.7%
% of FP17s for the same patient ID Re-attending between 3 & 9 months - Children	117	230	50.9%	51.1%	58.8%	57.6%
% of FP17s for the same patient ID Re-attending between 3 & 9 months - Adults	186	453	41.1%	46.4%	51.2%	50.1%
% of FP17s for Band 1 Urgent Courses	73	606	12.0%	8.1%	8.0%	9.1%
% of FP17s Relating to Free Repair or Replacements	0	606	0.0%	0.7%	0.8%	0.8%
% of FP17s Relating to Continuations	0	606	0.0%	0.9%	1.2%	1.2%
% of Patients satisfied with the dentistry they have received	0	0	N/A	92.1%	92.7%	92.8%
% of Patients satisfied with the time they had to wait for an appointment	0	0	N/A	90.3%	89.1%	88.7%

* This is based on patients treated on this contract for their most recent course of treatment. Figures in italics indicate the base number of FP17s or Patient Questionnaire responses are less than 100. N/A is shown where the base number of responses is less than 10 during the period. % is calculated as Quantity/Base number*100

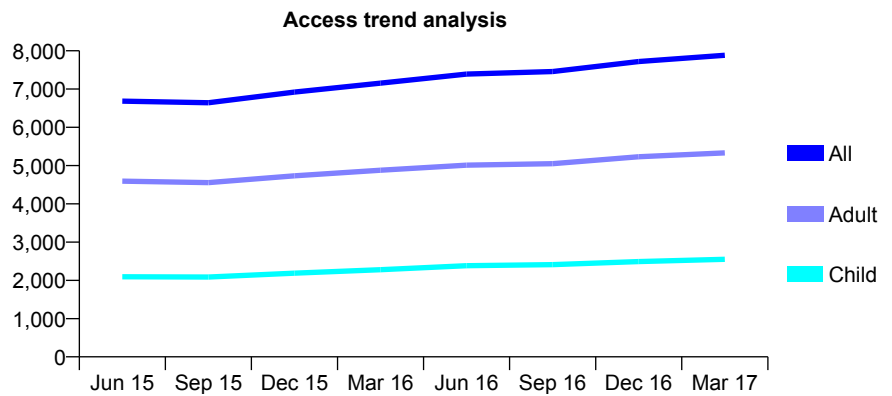
Q54 - Vital Signs At a Glance Contract Report for 258237/0001 - March 2017

Name or company name	MR SH KHAN
Contract type name	GDS Contract
Purpose of contract	General
Contract start date	01/04/2006
Contract end date	

16/17 Contracted general activity (UDA)	21,314
Carry forward general activity (UDA)	0
16/17 Contracted orthodontic activity (UOA)	0
Carry forward orthodontic activity (UOA)	0
Baseline contract value	£529,128.27

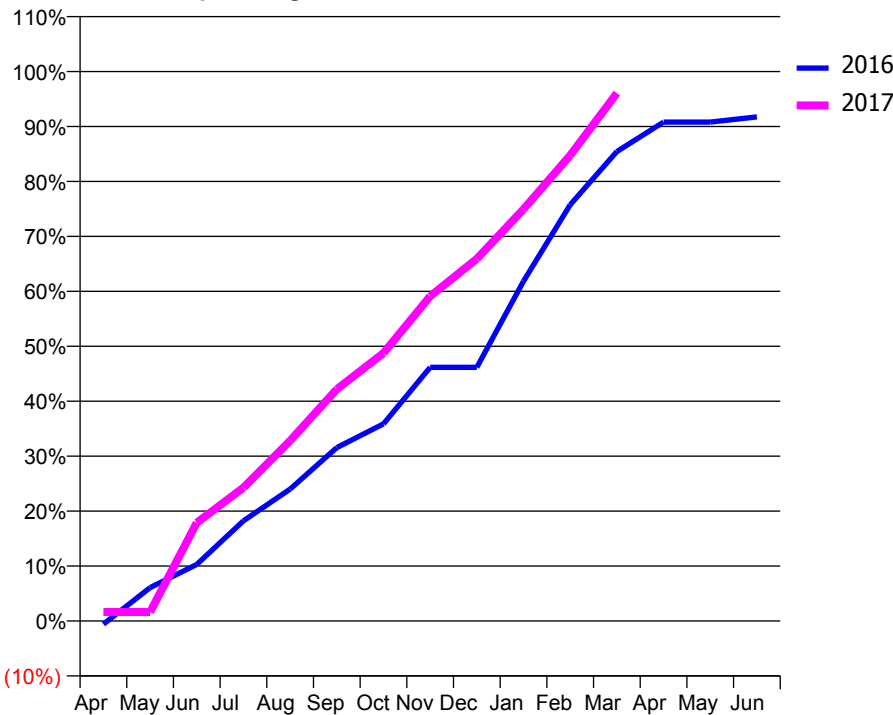
ACCESS*

Patients seen in 24 months	Total	Change since previous quarter
Quarter ending March 2016	7,155	
Quarter ending June 2016	7,392	↑
Quarter ending September 2016	7,458	→
Quarter ending December 2016	7,721	↑
Quarter ending March 2017	7,884	↑
Variance since March 2016	10.2%	↑



ACTIVITY

Cumulative percentage of contracted UDA delivered 2016 & 2017



Month	Adjusted Scheduled Activity (UDA)	
	2016	2017
April	-126	348
May	1,298	348
June	2,195	3,816
July	3,887	5,176
August	5,119	6,993
September	6,725	8,991
October	7,646	10,392
November	9,839	12,596
December	9,839	14,051
January	13,179	15,973
February	16,146	18,065
March	18,211	20,474
April	19,352	
May	19,352	
June	19,556	

QUALITY

	Quantity	Base Number	Contract	AT	Region	England
% of FP17s for the same patient ID Re-attending within 3 months - Children	196	3,026	6.5%	10.0%	12.0%	12.3%
% of FP17s for the same patient ID Re-attending within 3 months - Adults	953	6,169	15.4%	15.4%	16.0%	16.7%
% of FP17s for the same patient ID Re-attending between 3 & 9 months - Children	1,129	3,026	37.3%	51.1%	58.8%	57.6%
% of FP17s for the same patient ID Re-attending between 3 & 9 months - Adults	2,151	6,169	34.9%	46.4%	51.2%	50.1%
% of FP17s for Band 1 Urgent Courses	1,569	8,652	18.1%	8.1%	8.0%	9.1%
% of FP17s Relating to Free Repair or Replacements	24	8,652	0.3%	0.7%	0.8%	0.8%
% of FP17s Relating to Continuations	53	8,652	0.6%	0.9%	1.2%	1.2%
% of Patients satisfied with the dentistry they have received	4	4	N/A	92.1%	92.7%	92.8%
% of Patients satisfied with the time they had to wait for an appointment	3	4	N/A	90.3%	89.1%	88.7%

* This is based on patients treated on this contract for their most recent course of treatment. Figures in italics indicate the base number of FP17s or Patient Questionnaire responses are less than 100. N/A is shown where the base number of responses is less than 10 during the period. % is calculated as Quantity/Base number*100

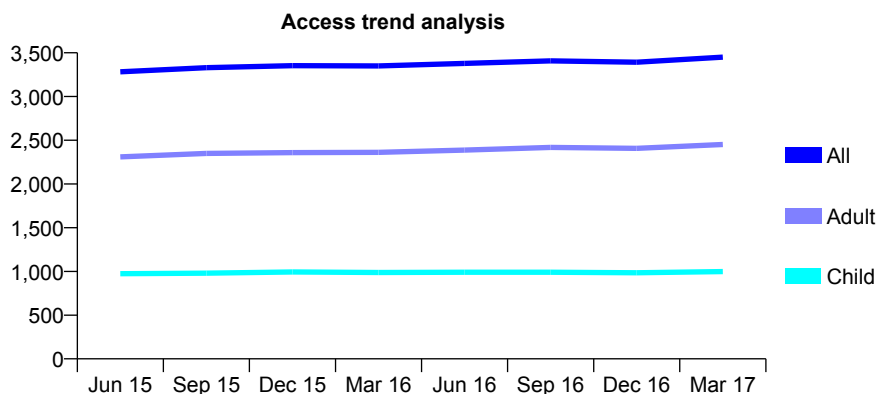
Q54 - Vital Signs At a Glance Contract Report for 258709/0001 - March 2017

Name or company name	MR G DHERI
Contract type name	GDS Contract
Purpose of contract	General
Contract start date	01/04/2006
Contract end date	

16/17 Contracted general activity (UDA)	8,839
Carry forward general activity (UDA)	261
16/17 Contracted orthodontic activity (UOA)	0
Carry forward orthodontic activity (UOA)	0
Baseline contract value	£237,491.20

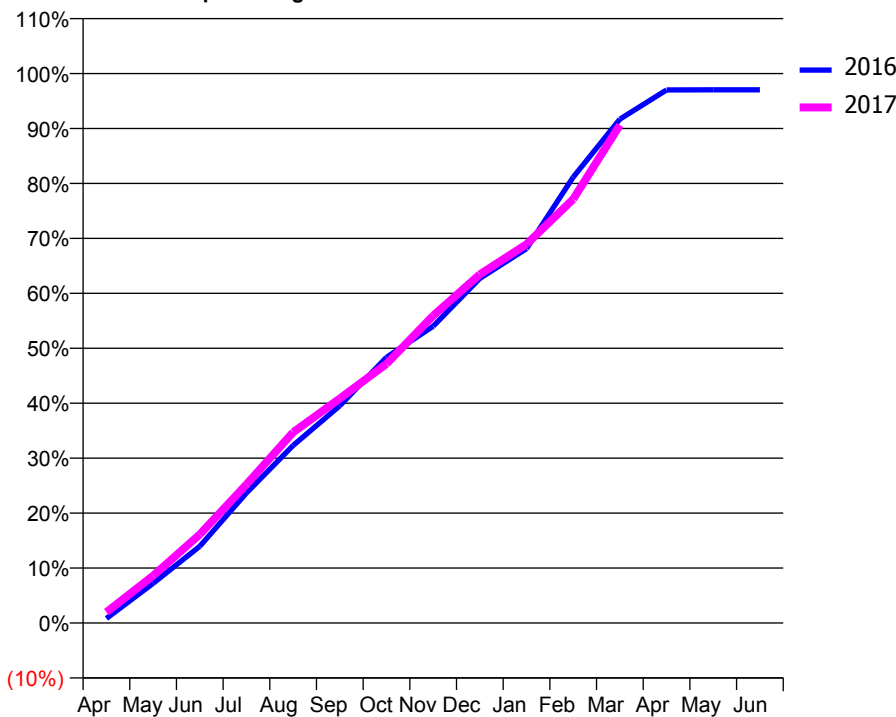
ACCESS*

Patients seen in 24 months	Total	Change since previous quarter
Quarter ending March 2016	3,350	
Quarter ending June 2016	3,378	→
Quarter ending September 2016	3,408	→
Quarter ending December 2016	3,392	→
Quarter ending March 2017	3,450	→
Variance since March 2016	3.0%	↑



ACTIVITY

Cumulative percentage of contracted UDA delivered 2016 & 2017



Month	Adjusted Scheduled Activity (UDA)	
	2016	2017
April	73	175
May	638	760
June	1,235	1,426
July	2,093	2,229
August	2,856	3,069
September	3,495	3,610
October	4,274	4,169
November	4,775	4,943
December	5,543	5,609
January	6,021	6,093
February	7,171	6,818
March	8,104	8,010
April	8,573	
May	8,578	
June	8,578	

QUALITY

	Quantity	Base Number	Contract	AT	Region	England
% of FP17s for the same patient ID Re-attending within 3 months - Children	117	1,667	7.0%	10.0%	12.0%	12.3%
% of FP17s for the same patient ID Re-attending within 3 months - Adults	512	3,707	13.8%	15.4%	16.0%	16.7%
% of FP17s for the same patient ID Re-attending between 3 & 9 months - Children	1,129	1,667	67.7%	51.1%	58.8%	57.6%
% of FP17s for the same patient ID Re-attending between 3 & 9 months - Adults	2,230	3,707	60.2%	46.4%	51.2%	50.1%
% of FP17s for Band 1 Urgent Courses	336	5,125	6.6%	8.1%	8.0%	9.1%
% of FP17s Relating to Free Repair or Replacements	23	5,125	0.4%	0.7%	0.8%	0.8%
% of FP17s Relating to Continuations	86	5,125	1.7%	0.9%	1.2%	1.2%
% of Patients satisfied with the dentistry they have received	5	6	N/A	92.1%	92.7%	92.8%
% of Patients satisfied with the time they had to wait for an appointment	6	6	N/A	90.3%	89.1%	88.7%

* This is based on patients treated on this contract for their most recent course of treatment. Figures in italics indicate the base number of FP17s or Patient Questionnaire responses are less than 100. N/A is shown where the base number of responses is less than 10 during the period. % is calculated as Quantity/Base number*100

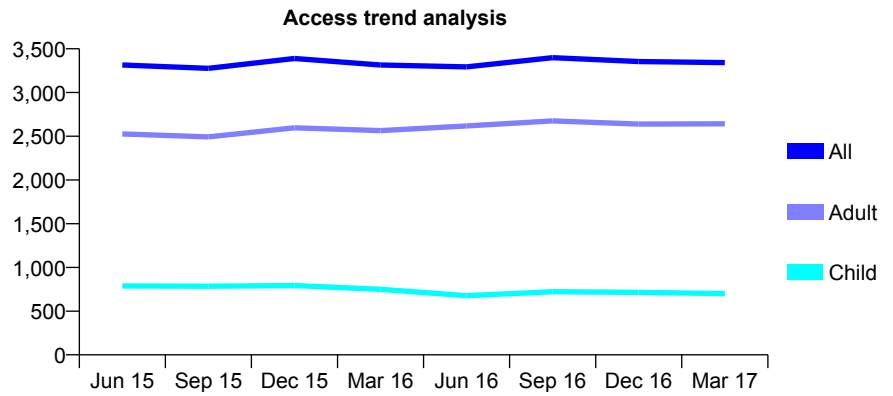
Q54 - Vital Signs At a Glance Contract Report for 264776/0001 - March 2017

Name or company name	MR SB MAHALEKAM
Contract type name	GDS Contract
Purpose of contract	General
Contract start date	01/04/2006
Contract end date	

16/17 Contracted general activity (UDA)	10,247
Carry forward general activity (UDA)	1
16/17 Contracted orthodontic activity (UOA)	0
Carry forward orthodontic activity (UOA)	0
Baseline contract value	£364,645.79

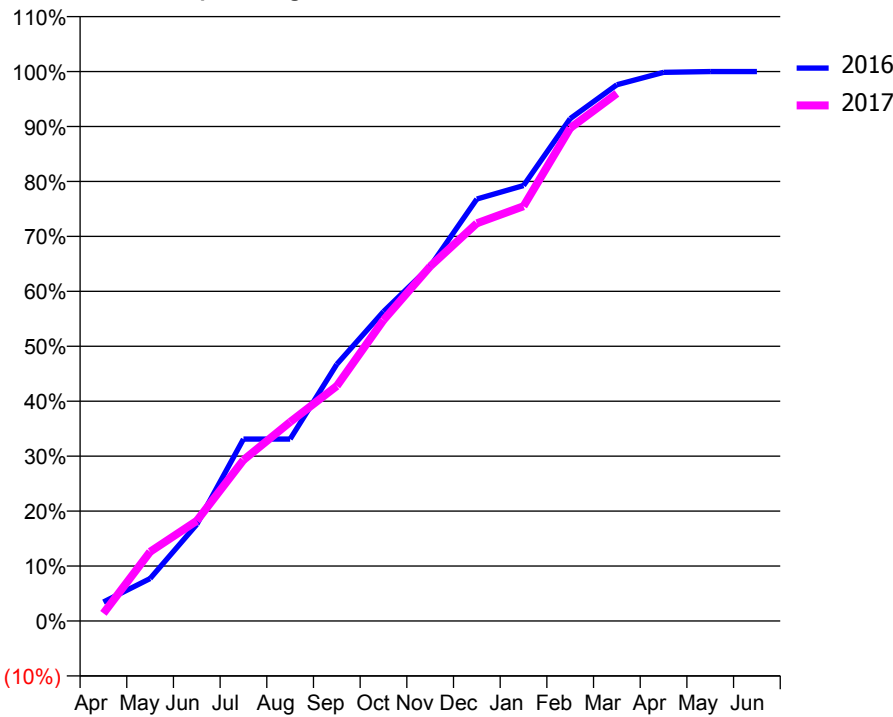
ACCESS*

Patients seen in 24 months	Total	Change since previous quarter
Quarter ending March 2016	3,314	
Quarter ending June 2016	3,294	→
Quarter ending September 2016	3,398	↑
Quarter ending December 2016	3,354	↓
Quarter ending March 2017	3,342	→
Variance since March 2016	0.8%	→



ACTIVITY

Cumulative percentage of contracted UDA delivered 2016 & 2017



Month	Adjusted Scheduled Activity (UDA)	
	2016	2017
April	355	144
May	792	1,292
June	1,802	1,868
July	3,393	3,002
August	3,393	3,712
September	4,789	4,383
October	5,771	5,612
November	6,613	6,614
December	7,870	7,418
January	8,121	7,736
February	9,369	9,191
March	10,000	9,838
April	10,231	
May	10,246	
June	10,246	

QUALITY

	Quantity	Base Number	Contract	AT	Region	England
% of FP17s for the same patient ID Re-attending within 3 months - Children	43	737	5.8%	10.0%	12.0%	12.3%
% of FP17s for the same patient ID Re-attending within 3 months - Adults	618	2,918	21.2%	15.4%	16.0%	16.7%
% of FP17s for the same patient ID Re-attending between 3 & 9 months - Children	122	737	16.6%	51.1%	58.8%	57.6%
% of FP17s for the same patient ID Re-attending between 3 & 9 months - Adults	785	2,918	26.9%	46.4%	51.2%	50.1%
% of FP17s for Band 1 Urgent Courses	803	3,578	22.4%	8.1%	8.0%	9.1%
% of FP17s Relating to Free Repair or Replacements	1	3,578	0.0%	0.7%	0.8%	0.8%
% of FP17s Relating to Continuations	6	3,578	0.2%	0.9%	1.2%	1.2%
% of Patients satisfied with the dentistry they have received	3	3	N/A	92.1%	92.7%	92.8%
% of Patients satisfied with the time they had to wait for an appointment	3	3	N/A	90.3%	89.1%	88.7%

* This is based on patients treated on this contract for their most recent course of treatment. Figures in italics indicate the base number of FP17s or Patient Questionnaire responses are less than 100. N/A is shown where the base number of responses is less than 10 during the period. % is calculated as Quantity/Base number*100

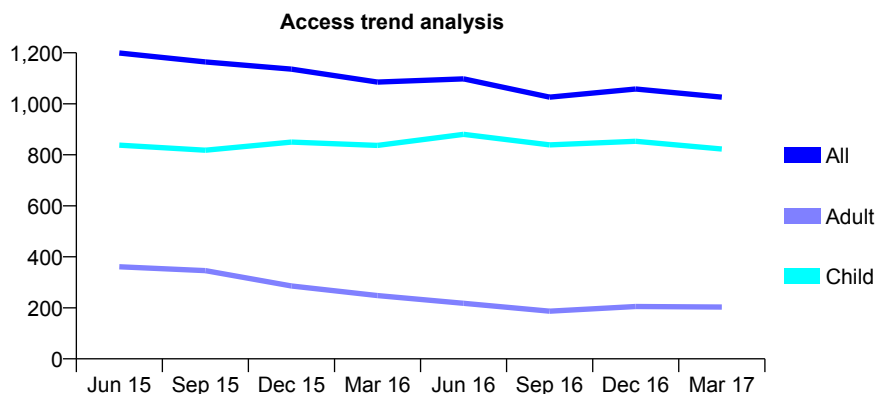
Q54 - Vital Signs At a Glance Contract Report for 264776/0008 - March 2017

Name or company name	MR SB MAHALEKAM
Contract type name	PDS Plus Contract
Purpose of contract	General
Contract start date	01/05/2012
Contract end date	30/04/2017

16/17 Contracted general activity (UDA)	2,000
Carry forward general activity (UDA)	-5
16/17 Contracted orthodontic activity (UOA)	0
Carry forward orthodontic activity (UOA)	0
Baseline contract value	£25,762.12

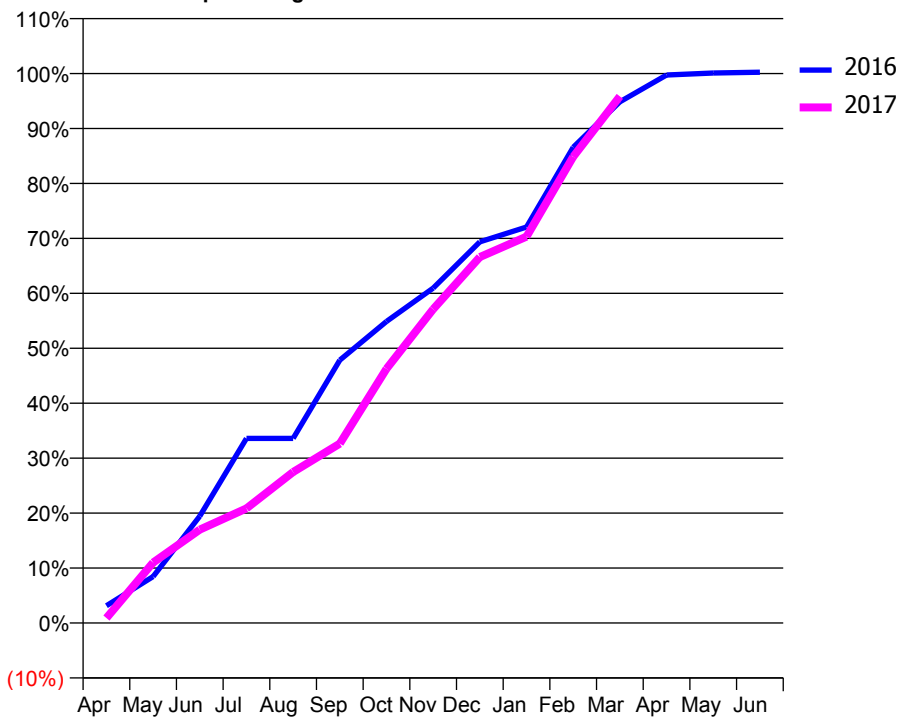
ACCESS*

Patients seen in 24 months	Total	Change since previous quarter
Quarter ending March 2016	1,085	
Quarter ending June 2016	1,098	→
Quarter ending September 2016	1,026	↓
Quarter ending December 2016	1,058	↑
Quarter ending March 2017	1,026	↓
Variance since March 2016	(5.4%)	↓



ACTIVITY

Cumulative percentage of contracted UDA delivered 2016 & 2017



Month	Adjusted Scheduled Activity (UDA)	
	2016	2017
April	63	18
May	169	220
June	389	340
July	672	417
August	672	550
September	957	653
October	1,098	925
November	1,219	1,142
December	1,387	1,332
January	1,441	1,406
February	1,731	1,697
March	1,897	1,917
April	1,995	
May	2,002	
June	2,005	

QUALITY

	Quantity	Base Number	Contract	AT	Region	England
% of FP17s for the same patient ID Re-attending within 3 months - Children	15	939	1.6%	10.0%	12.0%	12.3%
% of FP17s for the same patient ID Re-attending within 3 months - Adults	3	160	1.9%	15.4%	16.0%	16.7%
% of FP17s for the same patient ID Re-attending between 3 & 9 months - Children	264	939	28.1%	51.1%	58.8%	57.6%
% of FP17s for the same patient ID Re-attending between 3 & 9 months - Adults	5	160	3.1%	46.4%	51.2%	50.1%
% of FP17s for Band 1 Urgent Courses	59	1,030	5.7%	8.1%	8.0%	9.1%
% of FP17s Relating to Free Repair or Replacements	0	1,030	0.0%	0.7%	0.8%	0.8%
% of FP17s Relating to Continuations	0	1,030	0.0%	0.9%	1.2%	1.2%
% of Patients satisfied with the dentistry they have received	1	1	N/A	92.1%	92.7%	92.8%
% of Patients satisfied with the time they had to wait for an appointment	1	1	N/A	90.3%	89.1%	88.7%

* This is based on patients treated on this contract for their most recent course of treatment. Figures in italics indicate the base number of FP17s or Patient Questionnaire responses are less than 100. N/A is shown where the base number of responses is less than 10 during the period. % is calculated as Quantity/Base number*100

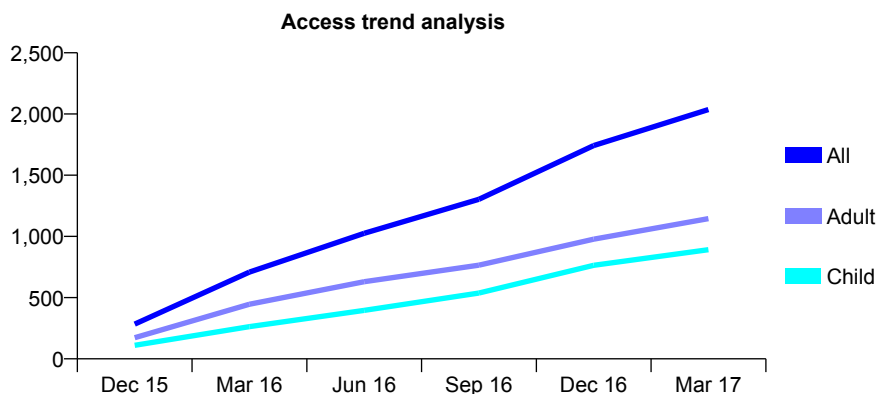
Q54 - Vital Signs At a Glance Contract Report for 266574/0001 - March 2017

Name or company name	MS N KAUR
Contract type name	GDS Contract
Purpose of contract	General
Contract start date	01/10/2015
Contract end date	

16/17 Contracted general activity (UDA)	5,792
Carry forward general activity (UDA)	-116
16/17 Contracted orthodontic activity (UOA)	0
Carry forward orthodontic activity (UOA)	0
Baseline contract value	£145,626.91

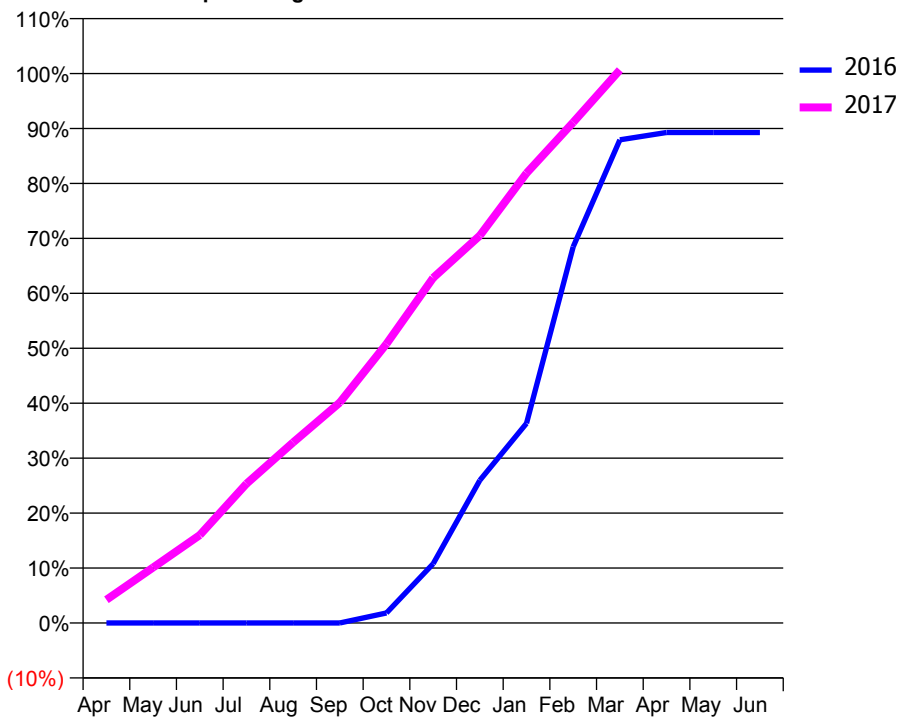
ACCESS*

Patients seen in 24 months	Total	Change since previous quarter
Quarter ending March 2016	709	
Quarter ending June 2016	1,026	↑
Quarter ending September 2016	1,303	↑
Quarter ending December 2016	1,742	↑
Quarter ending March 2017	2,037	↑
Variance since March 2016	187.3%	↑



ACTIVITY

Cumulative percentage of contracted UDA delivered 2016 & 2017



Adjusted Scheduled Activity (UDA)

Month	2016	2017
April	0	245
May	0	585
June	0	927
July	0	1,469
August	0	1,903
September	0	2,324
October	53	2,943
November	312	3,638
December	752	4,084
January	1,053	4,741
February	1,983	5,278
March	2,546	5,830
April	2,585	
May	2,585	
June	2,585	

QUALITY

	Quantity	Base Number	Contract	AT	Region	England
% of FP17s for the same patient ID Re-attending within 3 months - Children	51	1,046	4.9%	10.0%	12.0%	12.3%
% of FP17s for the same patient ID Re-attending within 3 months - Adults	164	1,334	12.3%	15.4%	16.0%	16.7%
% of FP17s for the same patient ID Re-attending between 3 & 9 months - Children	198	1,046	18.9%	51.1%	58.8%	57.6%
% of FP17s for the same patient ID Re-attending between 3 & 9 months - Adults	270	1,334	20.2%	46.4%	51.2%	50.1%
% of FP17s for Band 1 Urgent Courses	333	2,367	14.1%	8.1%	8.0%	9.1%
% of FP17s Relating to Free Repair or Replacements	0	2,367	0.0%	0.7%	0.8%	0.8%
% of FP17s Relating to Continuations	5	2,367	0.2%	0.9%	1.2%	1.2%
% of Patients satisfied with the dentistry they have received	0	0	N/A	92.1%	92.7%	92.8%
% of Patients satisfied with the time they had to wait for an appointment	0	0	N/A	90.3%	89.1%	88.7%

* This is based on patients treated on this contract for their most recent course of treatment. Figures in italics indicate the base number of FP17s or Patient Questionnaire responses are less than 100. N/A is shown where the base number of responses is less than 10 during the period. % is calculated as Quantity/Base number*100

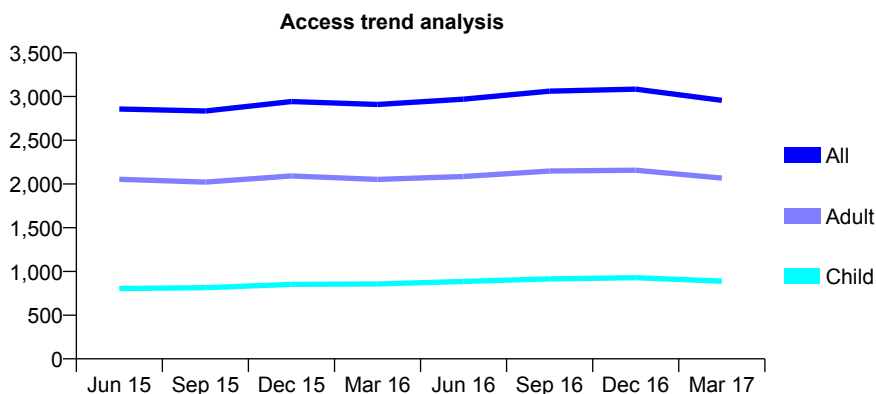
Q54 - Vital Signs At a Glance Contract Report for 273708/0006 - March 2017

Name or company name	MR G MOORE
Contract type name	GDS Contract
Purpose of contract	General
Contract start date	01/04/2010
Contract end date	

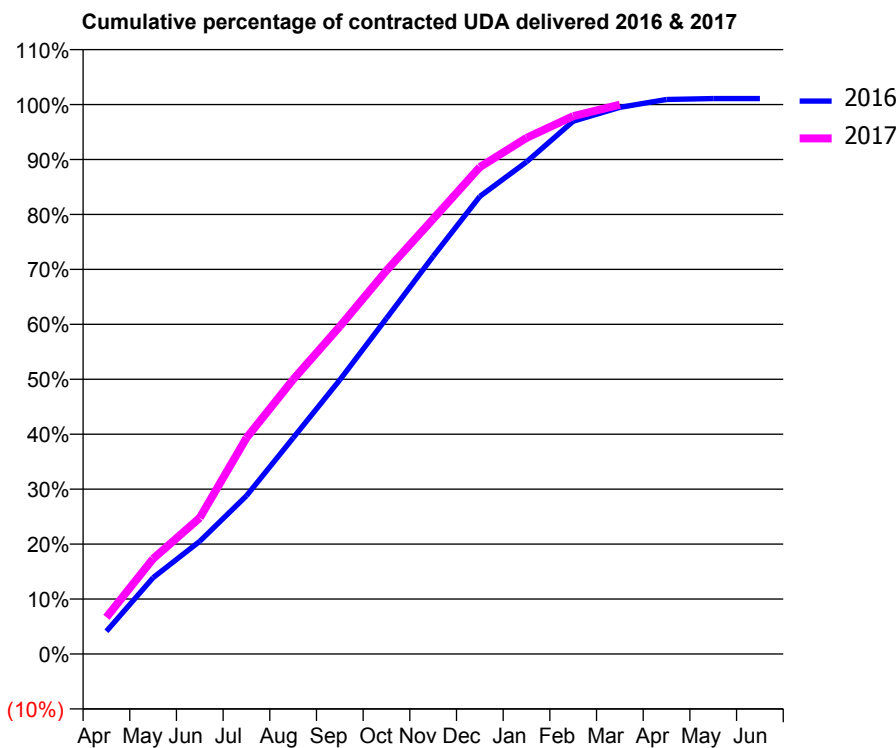
16/17 Contracted general activity (UDA)	7,809
Carry forward general activity (UDA)	-84
16/17 Contracted orthodontic activity (UOA)	0
Carry forward orthodontic activity (UOA)	0
Baseline contract value	£182,434.19

ACCESS*

Patients seen in 24 months	Total	Change since previous quarter
Quarter ending March 2016	2,909	
Quarter ending June 2016	2,970	↑
Quarter ending September 2016	3,062	↑
Quarter ending December 2016	3,085	→
Quarter ending March 2017	2,956	↓
Variance since March 2016	1.6%	→



ACTIVITY



Month	Adjusted Scheduled Activity (UDA)	
	2016	2017
April	322	522
May	1,084	1,353
June	1,603	1,936
July	2,248	3,071
August	3,071	3,900
September	3,896	4,655
October	4,770	5,450
November	5,651	6,183
December	6,503	6,920
January	6,993	7,334
February	7,572	7,643
March	7,768	7,807
April	7,880	
May	7,893	
June	7,893	

QUALITY

	Quantity	Base Number	Contract	AT	Region	England
% of FP17s for the same patient ID Re-attending within 3 months - Children	49	1,167	4.2%	10.0%	12.0%	12.3%
% of FP17s for the same patient ID Re-attending within 3 months - Adults	303	2,662	11.4%	15.4%	16.0%	16.7%
% of FP17s for the same patient ID Re-attending between 3 & 9 months - Children	606	1,167	51.9%	51.1%	58.8%	57.6%
% of FP17s for the same patient ID Re-attending between 3 & 9 months - Adults	1,396	2,662	52.4%	46.4%	51.2%	50.1%
% of FP17s for Band 1 Urgent Courses	274	3,751	7.3%	8.1%	8.0%	9.1%
% of FP17s Relating to Free Repair or Replacements	4	3,751	0.1%	0.7%	0.8%	0.8%
% of FP17s Relating to Continuations	0	3,751	0.0%	0.9%	1.2%	1.2%
% of Patients satisfied with the dentistry they have received	4	5	N/A	92.1%	92.7%	92.8%
% of Patients satisfied with the time they had to wait for an appointment	4	5	N/A	90.3%	89.1%	88.7%

* This is based on patients treated on this contract for their most recent course of treatment. Figures in italics indicate the base number of FP17s or Patient Questionnaire responses are less than 100. N/A is shown where the base number of responses is less than 10 during the period. % is calculated as Quantity/Base number*100

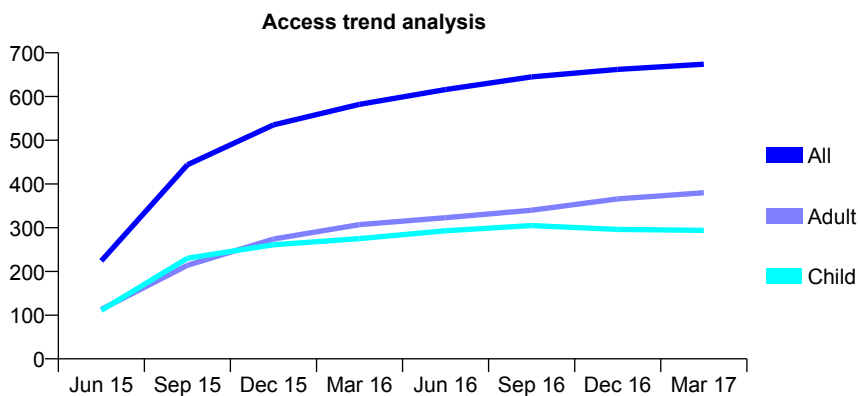
Q54 - Vital Signs At a Glance Contract Report for 273937/0001 - March 2017

Name or company name	MR B GUPTA
Contract type name	GDS Contract
Purpose of contract	General
Contract start date	01/04/2015
Contract end date	

16/17 Contracted general activity (UDA)	2,400
Carry forward general activity (UDA)	-12
16/17 Contracted orthodontic activity (UOA)	0
Carry forward orthodontic activity (UOA)	0
Baseline contract value	£59,913.04

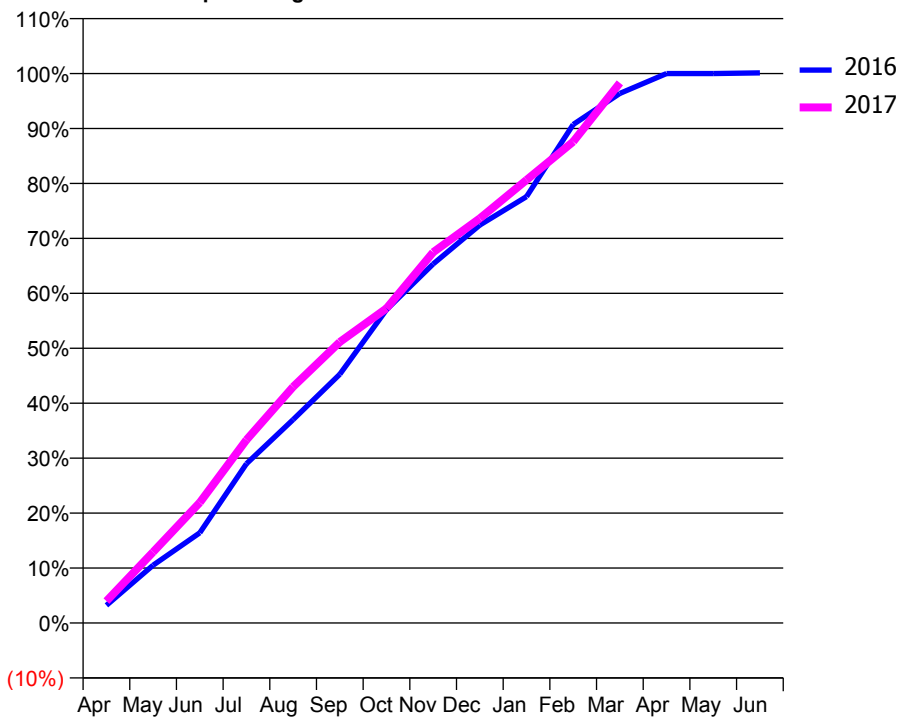
ACCESS*

Patients seen in 24 months	Total	Change since previous quarter
Quarter ending March 2016	582	
Quarter ending June 2016	616	↑
Quarter ending September 2016	645	↑
Quarter ending December 2016	662	↑
Quarter ending March 2017	674	→
Variance since March 2016	15.8%	↑



ACTIVITY

Cumulative percentage of contracted UDA delivered 2016 & 2017



Month	Adjusted Scheduled Activity (UDA)	
	2016	2017
April	80	96
May	260	310
June	406	526
July	718	800
August	916	1,032
September	1,121	1,227
October	1,411	1,374
November	1,617	1,620
December	1,793	1,767
January	1,920	1,935
February	2,245	2,102
March	2,385	2,359
April	2,475	
May	2,475	
June	2,478	

QUALITY

	Quantity	Base Number	Contract	AT	Region	England
% of FP17s for the same patient ID Re-attending within 3 months - Children	59	556	10.6%	10.0%	12.0%	12.3%
% of FP17s for the same patient ID Re-attending within 3 months - Adults	127	591	21.5%	15.4%	16.0%	16.7%
% of FP17s for the same patient ID Re-attending between 3 & 9 months - Children	364	556	65.5%	51.1%	58.8%	57.6%
% of FP17s for the same patient ID Re-attending between 3 & 9 months - Adults	339	591	57.4%	46.4%	51.2%	50.1%
% of FP17s for Band 1 Urgent Courses	69	1,100	6.3%	8.1%	8.0%	9.1%
% of FP17s Relating to Free Repair or Replacements	4	1,100	0.4%	0.7%	0.8%	0.8%
% of FP17s Relating to Continuations	7	1,100	0.6%	0.9%	1.2%	1.2%
% of Patients satisfied with the dentistry they have received	1	1	N/A	92.1%	92.7%	92.8%
% of Patients satisfied with the time they had to wait for an appointment	1	1	N/A	90.3%	89.1%	88.7%

* This is based on patients treated on this contract for their most recent course of treatment. Figures in italics indicate the base number of FP17s or Patient Questionnaire responses are less than 100. N/A is shown where the base number of responses is less than 10 during the period. % is calculated as Quantity/Base number*100

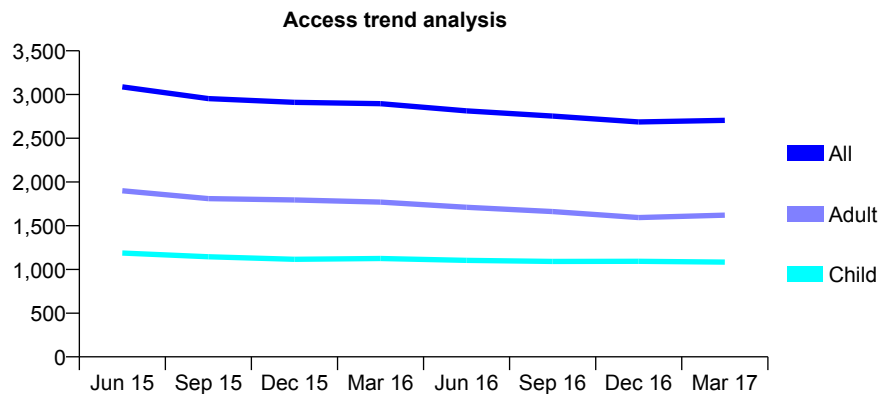
Q54 - Vital Signs At a Glance Contract Report for 274038/0002 - March 2017

Name or company name	MR O PATEL
Contract type name	GDS Contract
Purpose of contract	General
Contract start date	01/04/2009
Contract end date	

16/17 Contracted general activity (UDA)	9,739
Carry forward general activity (UDA)	216
16/17 Contracted orthodontic activity (UOA)	0
Carry forward orthodontic activity (UOA)	0
Baseline contract value	£233,623.33

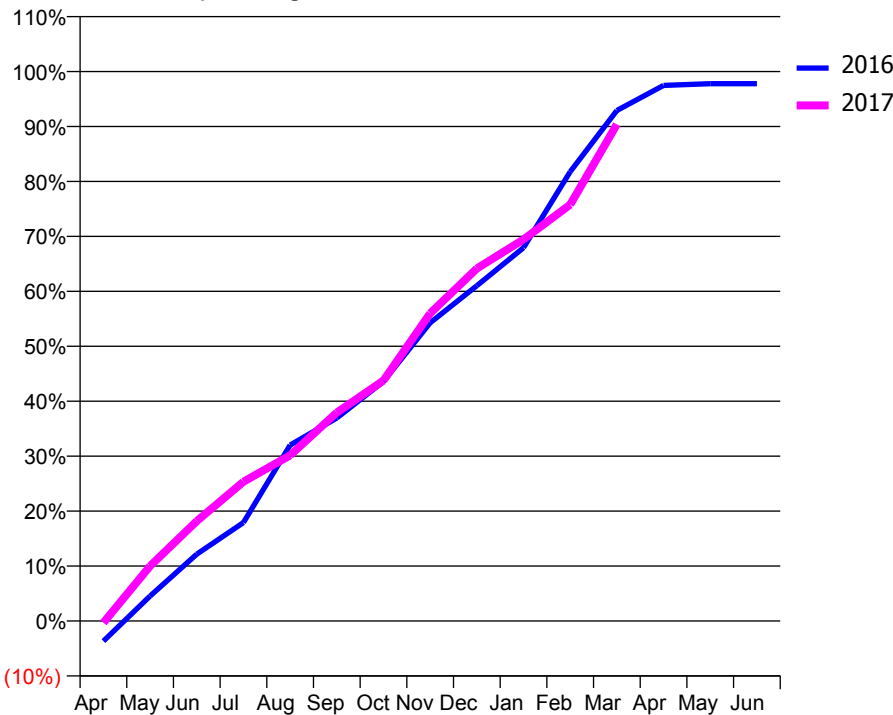
ACCESS*

Patients seen in 24 months	Total	Change since previous quarter
Quarter ending March 2016	2,895	
Quarter ending June 2016	2,813	↓
Quarter ending September 2016	2,753	↓
Quarter ending December 2016	2,686	↓
Quarter ending March 2017	2,704	→
Variance since March 2016	(6.6%)	↓



ACTIVITY

Cumulative percentage of contracted UDA delivered 2016 & 2017



Month	Adjusted Scheduled Activity (UDA)	
	2016	2017
April	-359	-32
May	444	974
June	1,185	1,771
July	1,745	2,469
August	3,119	2,937
September	3,598	3,694
October	4,246	4,262
November	5,285	5,452
December	5,942	6,248
January	6,616	6,763
February	7,964	7,380
March	9,049	8,802
April	9,492	
May	9,523	
June	9,523	

QUALITY

	Quantity	Base Number	Contract	AT	Region	England
% of FP17s for the same patient ID Re-attending within 3 months - Children	155	1,245	12.4%	10.0%	12.0%	12.3%
% of FP17s for the same patient ID Re-attending within 3 months - Adults	335	1,766	19.0%	15.4%	16.0%	16.7%
% of FP17s for the same patient ID Re-attending between 3 & 9 months - Children	389	1,245	31.2%	51.1%	58.8%	57.6%
% of FP17s for the same patient ID Re-attending between 3 & 9 months - Adults	565	1,766	32.0%	46.4%	51.2%	50.1%
% of FP17s for Band 1 Urgent Courses	374	2,858	13.1%	8.1%	8.0%	9.1%
% of FP17s Relating to Free Repair or Replacements	0	2,858	0.0%	0.7%	0.8%	0.8%
% of FP17s Relating to Continuations	1	2,858	0.0%	0.9%	1.2%	1.2%
% of Patients satisfied with the dentistry they have received	10	10	100.0%	92.1%	92.7%	92.8%
% of Patients satisfied with the time they had to wait for an appointment	6	10	60.0%	90.3%	89.1%	88.7%

* This is based on patients treated on this contract for their most recent course of treatment. Figures in italics indicate the base number of FP17s or Patient Questionnaire responses are less than 100. N/A is shown where the base number of responses is less than 10 during the period. % is calculated as Quantity/Base number*100

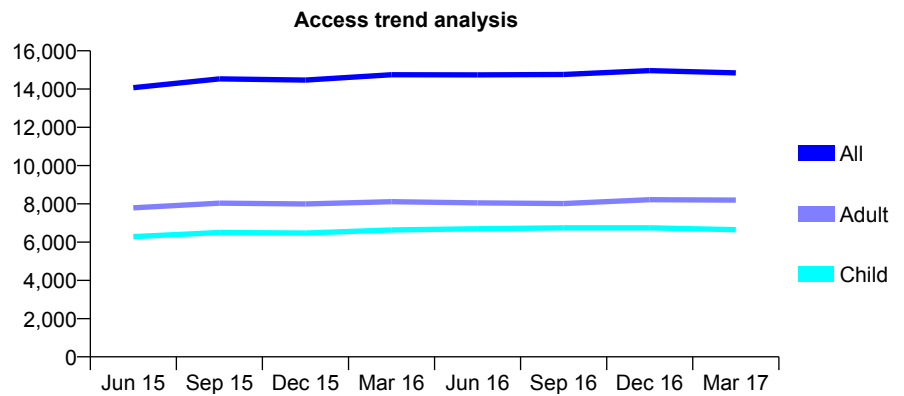
Q54 - Vital Signs At a Glance Contract Report for 275441/0001 - March 2017

Name or company name	MS P ALIPOUR
Contract type name	GDS Contract
Purpose of contract	General
Contract start date	01/04/2009
Contract end date	

16/17 Contracted general activity (UDA)	44,400
Carry forward general activity (UDA)	-39
16/17 Contracted orthodontic activity (UOA)	0
Carry forward orthodontic activity (UOA)	0
Baseline contract value	£1,090,220.13

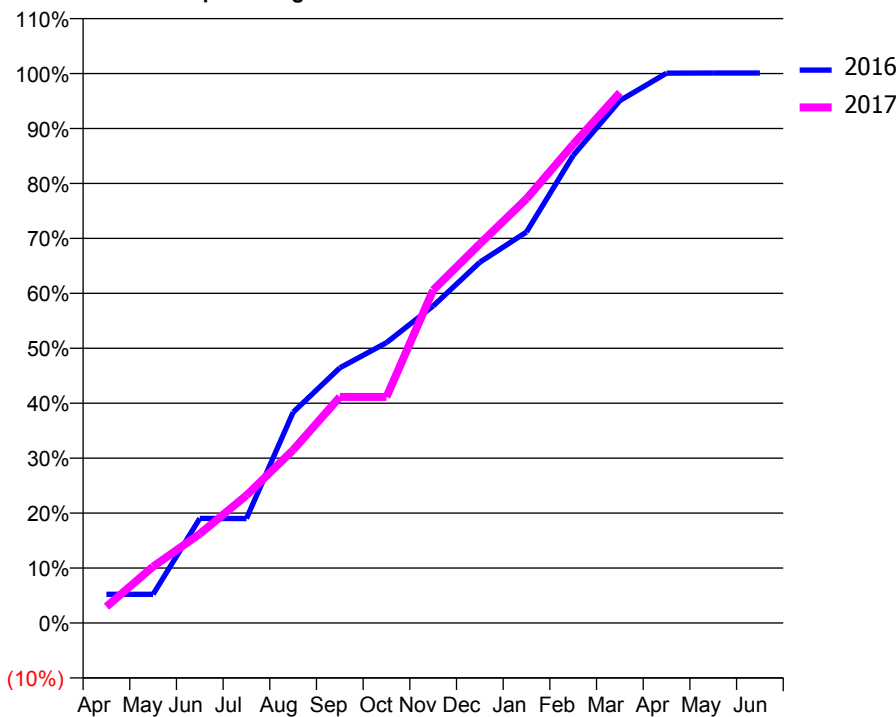
ACCESS*

Patients seen in 24 months	Total	Change since previous quarter
Quarter ending March 2016	14,747	
Quarter ending June 2016	14,744	→
Quarter ending September 2016	14,761	→
Quarter ending December 2016	14,965	→
Quarter ending March 2017	14,845	→
Variance since March 2016	0.7%	→



ACTIVITY

Cumulative percentage of contracted UDA delivered 2016 & 2017



Month	Adjusted Scheduled Activity (UDA)	
	2016	2017
April	2,321	1,321
May	2,321	4,562
June	8,448	7,197
July	8,446	10,316
August	17,026	13,984
September	20,618	18,265
October	22,652	18,265
November	25,622	26,904
December	29,149	30,641
January	31,592	34,278
February	37,779	38,673
March	42,212	42,855
April	44,424	
May	44,439	
June	44,439	

QUALITY

	Quantity	Base Number	Contract	AT	Region	England
% of FP17s for the same patient ID Re-attending within 3 months - Children	359	9,722	3.7%	10.0%	12.0%	12.3%
% of FP17s for the same patient ID Re-attending within 3 months - Adults	961	9,260	10.4%	15.4%	16.0%	16.7%
% of FP17s for the same patient ID Re-attending between 3 & 9 months - Children	6,170	9,722	63.5%	51.1%	58.8%	57.6%
% of FP17s for the same patient ID Re-attending between 3 & 9 months - Adults	3,944	9,260	42.6%	46.4%	51.2%	50.1%
% of FP17s for Band 1 Urgent Courses	1,571	18,072	8.7%	8.1%	8.0%	9.1%
% of FP17s Relating to Free Repair or Replacements	16	18,072	0.1%	0.7%	0.8%	0.8%
% of FP17s Relating to Continuations	90	18,072	0.5%	0.9%	1.2%	1.2%
% of Patients satisfied with the dentistry they have received	6	7	N/A	92.1%	92.7%	92.8%
% of Patients satisfied with the time they had to wait for an appointment	5	7	N/A	90.3%	89.1%	88.7%

* This is based on patients treated on this contract for their most recent course of treatment. Figures in italics indicate the base number of FP17s or Patient Questionnaire responses are less than 100. N/A is shown where the base number of responses is less than 10 during the period. % is calculated as Quantity/Base number*100

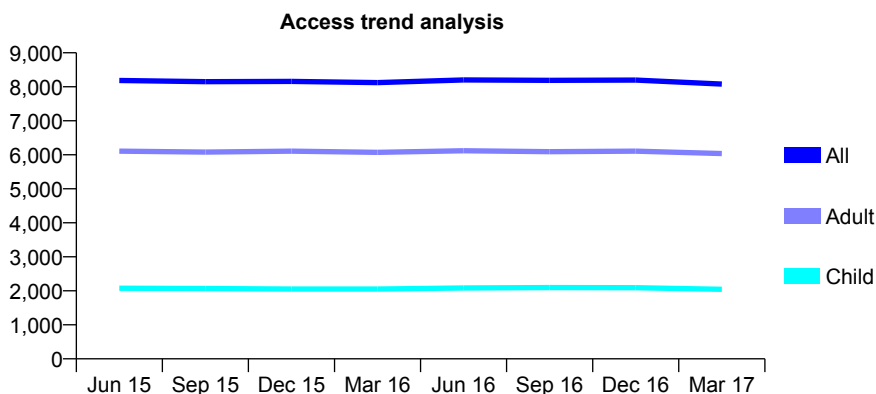
Q54 - Vital Signs At a Glance Contract Report for 300012/0003 - March 2017

Name or company name	MR EE THOMPSON
Contract type name	GDS Contract
Purpose of contract	General and Orthodontic
Contract start date	20/09/2010
Contract end date	

16/17 Contracted general activity (UDA)	24,718
Carry forward general activity (UDA)	18
16/17 Contracted orthodontic activity (UOA)	2,142
Carry forward orthodontic activity (UOA)	-12
Baseline contract value	£782,220.78

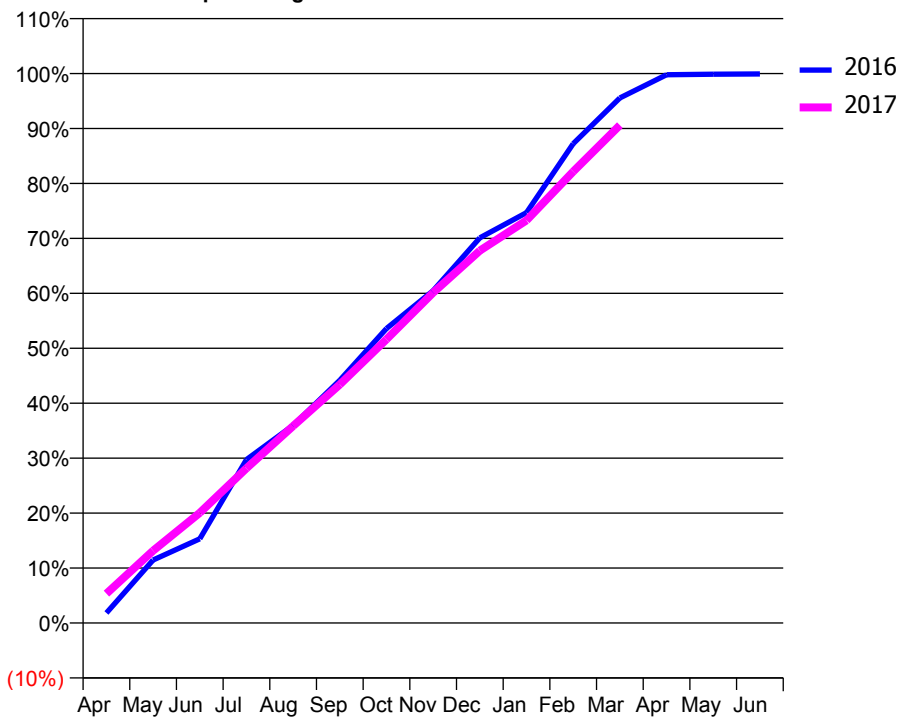
ACCESS*

Patients seen in 24 months	Total	Change since previous quarter
Quarter ending March 2016	8,122	
Quarter ending June 2016	8,203	→
Quarter ending September 2016	8,189	→
Quarter ending December 2016	8,198	→
Quarter ending March 2017	8,082	↓
Variance since March 2016	(0.5%)	→



ACTIVITY

Cumulative percentage of contracted UDA delivered 2016 & 2017



Month	Adjusted Scheduled Activity (UDA)	
	2016	2017
April	420	1,321
May	2,637	3,257
June	3,522	4,957
July	6,838	6,959
August	8,273	8,861
September	10,161	10,730
October	12,328	12,761
November	13,914	14,863
December	16,124	16,747
January	17,177	18,111
February	20,061	20,309
March	21,977	22,396
April	22,945	
May	22,971	
June	22,982	

QUALITY

	Quantity	Base Number	Contract	AT	Region	England
% of FP17s for the same patient ID Re-attending within 3 months - Children	176	2,806	6.3%	10.0%	12.0%	12.3%
% of FP17s for the same patient ID Re-attending within 3 months - Adults	951	6,861	13.9%	15.4%	16.0%	16.7%
% of FP17s for the same patient ID Re-attending between 3 & 9 months - Children	1,372	2,806	48.9%	51.1%	58.8%	57.6%
% of FP17s for the same patient ID Re-attending between 3 & 9 months - Adults	2,596	6,861	37.8%	46.4%	51.2%	50.1%
% of FP17s for Band 1 Urgent Courses	838	9,011	9.3%	8.1%	8.0%	9.1%
% of FP17s Relating to Free Repair or Replacements	50	9,011	0.6%	0.7%	0.8%	0.8%
% of FP17s Relating to Continuations	84	9,011	0.9%	0.9%	1.2%	1.2%
% of Patients satisfied with the dentistry they have received	12	12	100.0%	92.1%	92.7%	92.8%
% of Patients satisfied with the time they had to wait for an appointment	12	12	100.0%	90.3%	89.1%	88.7%

* This is based on patients treated on this contract for their most recent course of treatment. Figures in italics indicate the base number of FP17s or Patient Questionnaire responses are less than 100. N/A is shown where the base number of responses is less than 10 during the period. % is calculated as Quantity/Base number*100

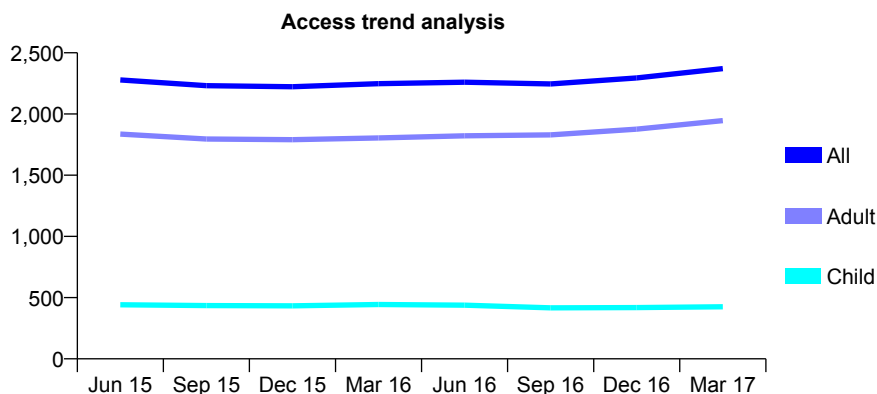
Q54 - Vital Signs At a Glance Contract Report for 301574/0003 - March 2017

Name or company name	The Greens Dental Practice
Contract type name	GDS Contract
Purpose of contract	General
Contract start date	01/04/2013
Contract end date	

16/17 Contracted general activity (UDA)	7,304
Carry forward general activity (UDA)	-63
16/17 Contracted orthodontic activity (UOA)	0
Carry forward orthodontic activity (UOA)	0
Baseline contract value	£177,474.27

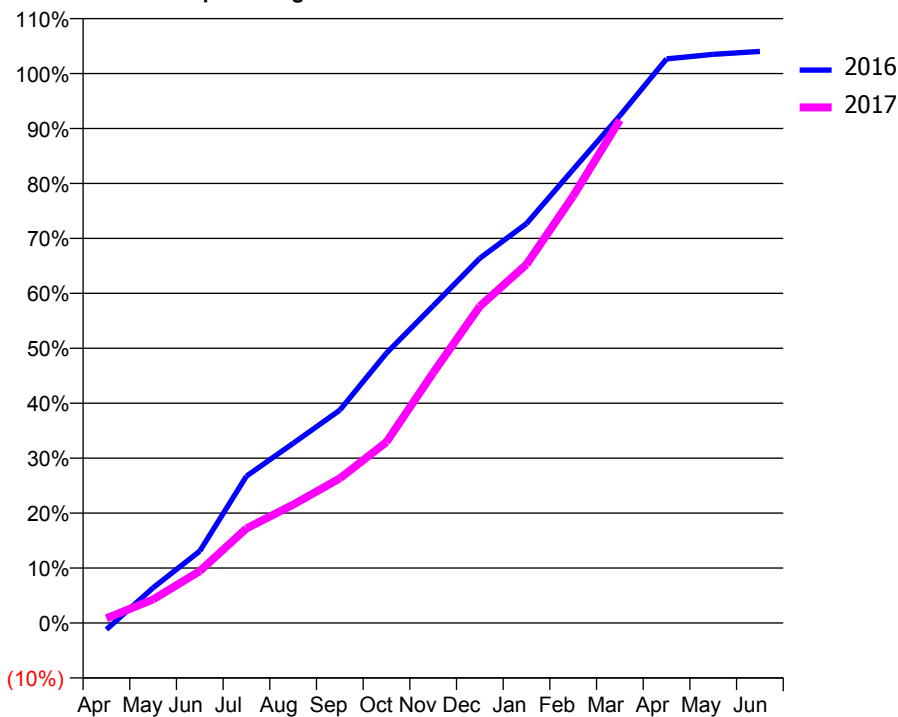
ACCESS*

Patients seen in 24 months	Total	Change since previous quarter
Quarter ending March 2016	2,248	
Quarter ending June 2016	2,260	→
Quarter ending September 2016	2,246	→
Quarter ending December 2016	2,295	↑
Quarter ending March 2017	2,371	↑
Variance since March 2016	5.5%	↑



ACTIVITY

Cumulative percentage of contracted UDA delivered 2016 & 2017



Month	Adjusted Scheduled Activity (UDA)	
	2016	2017
April	-80	63
May	426	313
June	868	690
July	1,773	1,257
August	2,169	1,574
September	2,571	1,923
October	3,259	2,406
November	3,829	3,326
December	4,403	4,210
January	4,823	4,768
February	5,476	5,677
March	6,124	6,686
April	6,810	
May	6,866	
June	6,901	

QUALITY

	Quantity	Base Number	Contract	AT	Region	England
% of FP17s for the same patient ID Re-attending within 3 months - Children	56	630	8.9%	10.0%	12.0%	12.3%
% of FP17s for the same patient ID Re-attending within 3 months - Adults	428	2,645	16.2%	15.4%	16.0%	16.7%
% of FP17s for the same patient ID Re-attending between 3 & 9 months - Children	292	630	46.3%	51.1%	58.8%	57.6%
% of FP17s for the same patient ID Re-attending between 3 & 9 months - Adults	1,207	2,645	45.6%	46.4%	51.2%	50.1%
% of FP17s for Band 1 Urgent Courses	283	2,958	9.6%	8.1%	8.0%	9.1%
% of FP17s Relating to Free Repair or Replacements	21	2,958	0.7%	0.7%	0.8%	0.8%
% of FP17s Relating to Continuations	42	2,958	1.4%	0.9%	1.2%	1.2%
% of Patients satisfied with the dentistry they have received	8	8	N/A	92.1%	92.7%	92.8%
% of Patients satisfied with the time they had to wait for an appointment	8	8	N/A	90.3%	89.1%	88.7%

* This is based on patients treated on this contract for their most recent course of treatment. Figures in italics indicate the base number of FP17s or Patient Questionnaire responses are less than 100. N/A is shown where the base number of responses is less than 10 during the period. % is calculated as Quantity/Base number*100

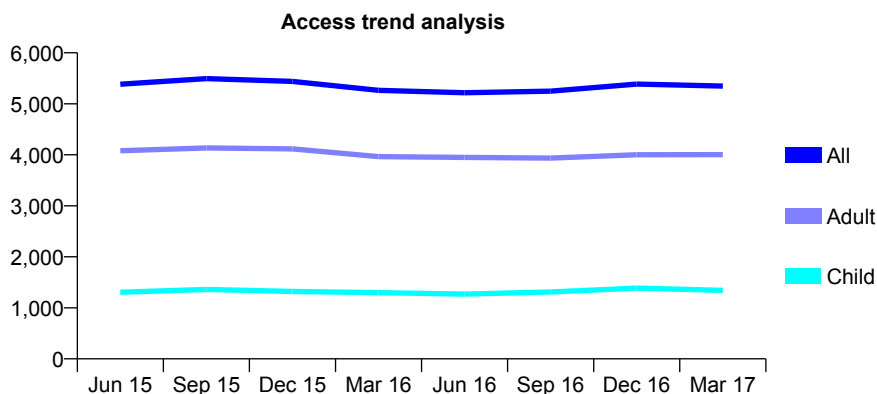
Q54 - Vital Signs At a Glance Contract Report for 303089/0001 - March 2017

Name or company name	MR RJ STATHAM
Contract type name	GDS Contract
Purpose of contract	General and Orthodontic
Contract start date	01/04/2006
Contract end date	

16/17 Contracted general activity (UDA)	14,412
Carry forward general activity (UDA)	-14
16/17 Contracted orthodontic activity (UOA)	273
Carry forward orthodontic activity (UOA)	0
Baseline contract value	£357,520.98

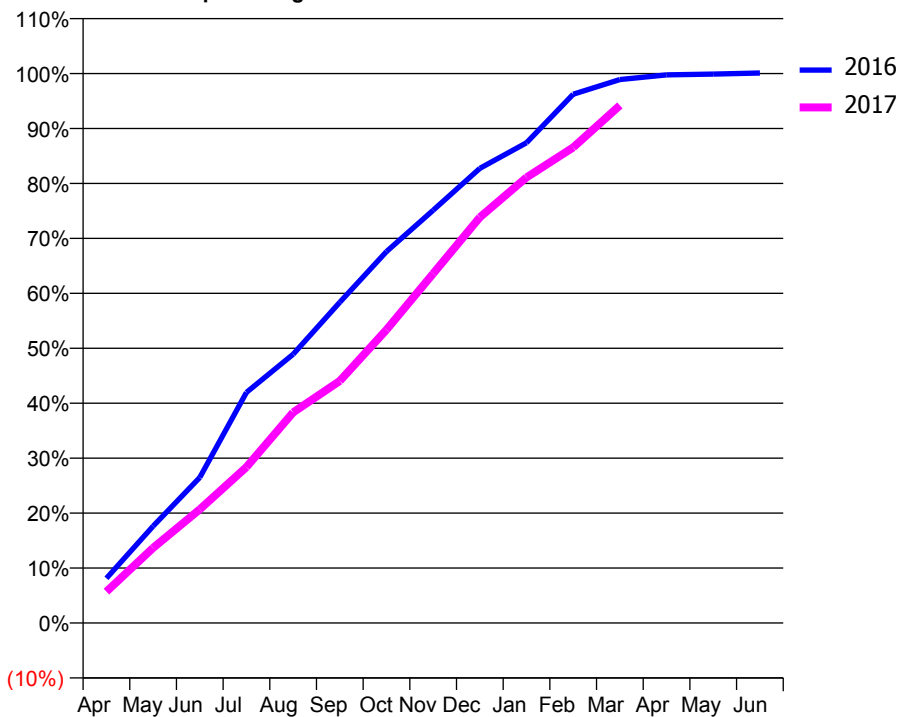
ACCESS*

Patients seen in 24 months	Total	Change since previous quarter
Quarter ending March 2016	5,263	
Quarter ending June 2016	5,218	→
Quarter ending September 2016	5,248	→
Quarter ending December 2016	5,386	↑
Quarter ending March 2017	5,347	→
Variance since March 2016	1.6%	→



ACTIVITY

Cumulative percentage of contracted UDA delivered 2016 & 2017



Month	Adjusted Scheduled Activity (UDA)	
	2016	2017
April	1,174	824
May	2,542	1,972
June	3,818	2,981
July	6,048	4,091
August	7,048	5,522
September	8,412	6,348
October	9,744	7,692
November	10,826	9,165
December	11,925	10,642
January	12,594	11,686
February	13,868	12,475
March	14,252	13,574
April	14,376	
May	14,396	
June	14,426	

QUALITY

	Quantity	Base Number	Contract	AT	Region	England
% of FP17s for the same patient ID Re-attending within 3 months - Children	65	1,618	4.0%	10.0%	12.0%	12.3%
% of FP17s for the same patient ID Re-attending within 3 months - Adults	479	4,574	10.5%	15.4%	16.0%	16.7%
% of FP17s for the same patient ID Re-attending between 3 & 9 months - Children	641	1,618	39.6%	51.1%	58.8%	57.6%
% of FP17s for the same patient ID Re-attending between 3 & 9 months - Adults	1,637	4,574	35.8%	46.4%	51.2%	50.1%
% of FP17s for Band 1 Urgent Courses	365	6,104	6.0%	8.1%	8.0%	9.1%
% of FP17s Relating to Free Repair or Replacements	15	6,104	0.2%	0.7%	0.8%	0.8%
% of FP17s Relating to Continuations	39	6,104	0.6%	0.9%	1.2%	1.2%
% of Patients satisfied with the dentistry they have received	12	13	92.3%	92.1%	92.7%	92.8%
% of Patients satisfied with the time they had to wait for an appointment	12	13	92.3%	90.3%	89.1%	88.7%

* This is based on patients treated on this contract for their most recent course of treatment. Figures in italics indicate the base number of FP17s or Patient Questionnaire responses are less than 100. N/A is shown where the base number of responses is less than 10 during the period. % is calculated as Quantity/Base number*100

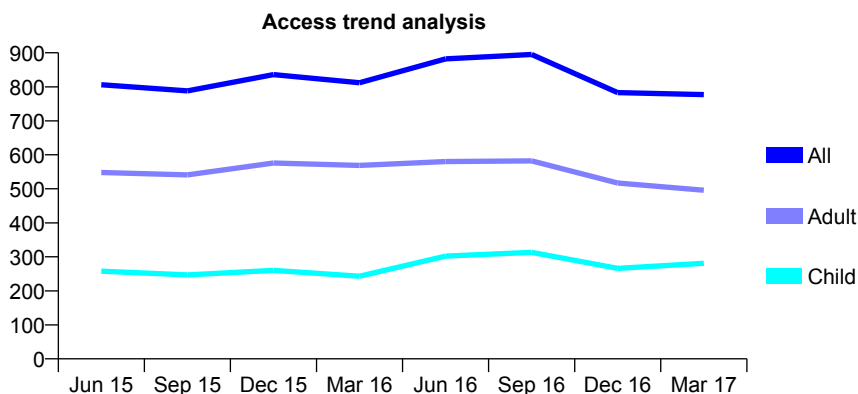
Q54 - Vital Signs At a Glance Contract Report for 303089/0005 - March 2017

Name or company name	MR RJ STATHAM
Contract type name	PDS Plus Contract
Purpose of contract	General
Contract start date	01/06/2012
Contract end date	31/05/2017

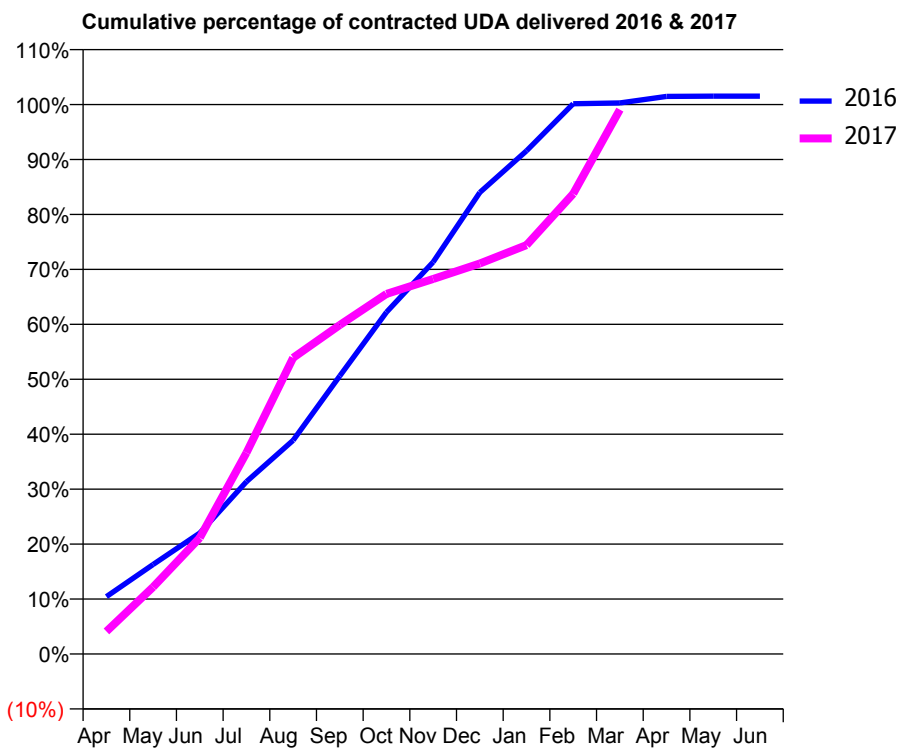
16/17 Contracted general activity (UDA)	2,000
Carry forward general activity (UDA)	-31
16/17 Contracted orthodontic activity (UOA)	0
Carry forward orthodontic activity (UOA)	0
Baseline contract value	£24,414.47

ACCESS*

Patients seen in 24 months	Total	Change since previous quarter
Quarter ending March 2016	812	
Quarter ending June 2016	882	↑
Quarter ending September 2016	895	→
Quarter ending December 2016	783	↓
Quarter ending March 2017	777	→
Variance since March 2016	(4.3%)	↓



ACTIVITY



Month	Adjusted Scheduled Activity (UDA)	
	2016	2017
April	209	82
May	326	244
June	441	423
July	627	732
August	778	1,078
September	1,012	1,197
October	1,244	1,311
November	1,427	1,365
December	1,680	1,421
January	1,832	1,488
February	2,003	1,675
March	2,006	1,981
April	2,030	
May	2,031	
June	2,031	

QUALITY

	Quantity	Base Number	Contract	AT	Region	England
% of FP17s for the same patient ID Re-attending within 3 months - Children	4	340	1.2%	10.0%	12.0%	12.3%
% of FP17s for the same patient ID Re-attending within 3 months - Adults	27	526	5.1%	15.4%	16.0%	16.7%
% of FP17s for the same patient ID Re-attending between 3 & 9 months - Children	68	340	20.0%	51.1%	58.8%	57.6%
% of FP17s for the same patient ID Re-attending between 3 & 9 months - Adults	86	526	16.3%	46.4%	51.2%	50.1%
% of FP17s for Band 1 Urgent Courses	37	853	4.3%	8.1%	8.0%	9.1%
% of FP17s Relating to Free Repair or Replacements	2	853	0.2%	0.7%	0.8%	0.8%
% of FP17s Relating to Continuations	4	853	0.5%	0.9%	1.2%	1.2%
% of Patients satisfied with the dentistry they have received	0	0	N/A	92.1%	92.7%	92.8%
% of Patients satisfied with the time they had to wait for an appointment	0	0	N/A	90.3%	89.1%	88.7%

* This is based on patients treated on this contract for their most recent course of treatment. Figures in italics indicate the base number of FP17s or Patient Questionnaire responses are less than 100. N/A is shown where the base number of responses is less than 10 during the period. % is calculated as Quantity/Base number*100

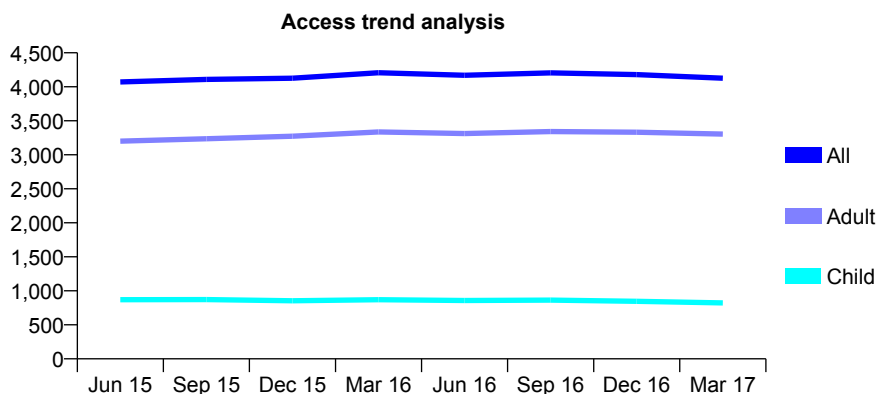
Q54 - Vital Signs At a Glance Contract Report for 324329/0001 - March 2017

Name or company name	MR SR LOWE
Contract type name	GDS Contract
Purpose of contract	General
Contract start date	01/04/2006
Contract end date	

16/17 Contracted general activity (UDA)	14,603
Carry forward general activity (UDA)	546
16/17 Contracted orthodontic activity (UOA)	0
Carry forward orthodontic activity (UOA)	0
Baseline contract value	£304,470.19

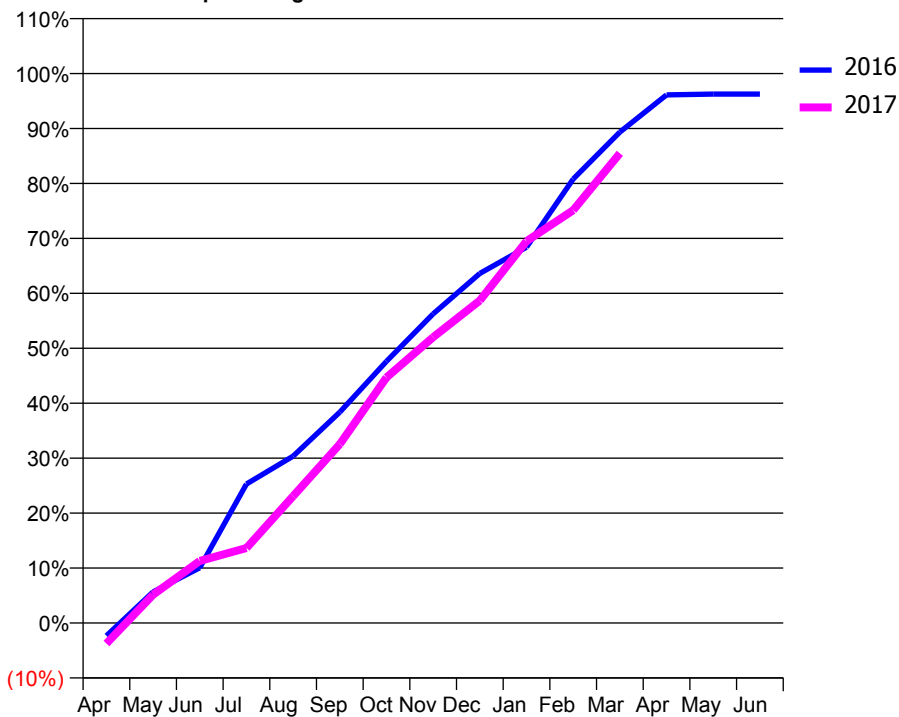
ACCESS*

Patients seen in 24 months	Total	Change since previous quarter
Quarter ending March 2016	4,206	
Quarter ending June 2016	4,169	→
Quarter ending September 2016	4,205	→
Quarter ending December 2016	4,179	→
Quarter ending March 2017	4,126	↓
Variance since March 2016	(1.9%)	↓



ACTIVITY

Cumulative percentage of contracted UDA delivered 2016 & 2017



Month	Adjusted Scheduled Activity (UDA)	
	2016	2017
April	-343	-546
May	826	752
June	1,470	1,650
July	3,693	1,993
August	4,434	3,372
September	5,606	4,755
October	6,955	6,527
November	8,216	7,594
December	9,291	8,569
January	9,988	10,148
February	11,800	10,969
March	13,046	12,482
April	14,036	
May	14,056	
June	14,057	

QUALITY

	Quantity	Base Number	Contract	AT	Region	England
% of FP17s for the same patient ID Re-attending within 3 months - Children	35	1,151	3.0%	10.0%	12.0%	12.3%
% of FP17s for the same patient ID Re-attending within 3 months - Adults	519	4,867	10.7%	15.4%	16.0%	16.7%
% of FP17s for the same patient ID Re-attending between 3 & 9 months - Children	743	1,151	64.6%	51.1%	58.8%	57.6%
% of FP17s for the same patient ID Re-attending between 3 & 9 months - Adults	3,227	4,867	66.3%	46.4%	51.2%	50.1%
% of FP17s for Band 1 Urgent Courses	167	5,579	3.0%	8.1%	8.0%	9.1%
% of FP17s Relating to Free Repair or Replacements	65	5,579	1.2%	0.7%	0.8%	0.8%
% of FP17s Relating to Continuations	0	5,579	0.0%	0.9%	1.2%	1.2%
% of Patients satisfied with the dentistry they have received	5	5	N/A	92.1%	92.7%	92.8%
% of Patients satisfied with the time they had to wait for an appointment	4	5	N/A	90.3%	89.1%	88.7%

* This is based on patients treated on this contract for their most recent course of treatment. Figures in italics indicate the base number of FP17s or Patient Questionnaire responses are less than 100. N/A is shown where the base number of responses is less than 10 during the period. % is calculated as Quantity/Base number*100

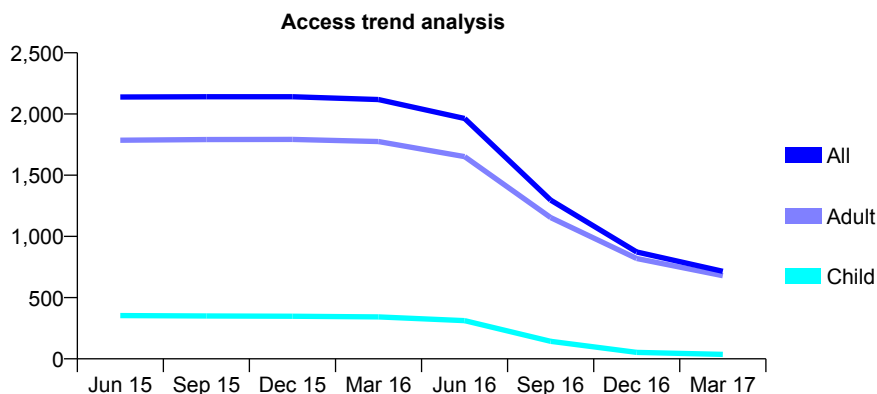
Q54 - Vital Signs At a Glance Contract Report for 325694/0001 - March 2017

Name or company name	MR MJ WARREN
Contract type name	GDS Contract
Purpose of contract	General
Contract start date	01/04/2006
Contract end date	31/05/2016

16/17 Contracted general activity (UDA)	1,200
Carry forward general activity (UDA)	0
16/17 Contracted orthodontic activity (UOA)	0
Carry forward orthodontic activity (UOA)	0
Baseline contract value	£25,531.90

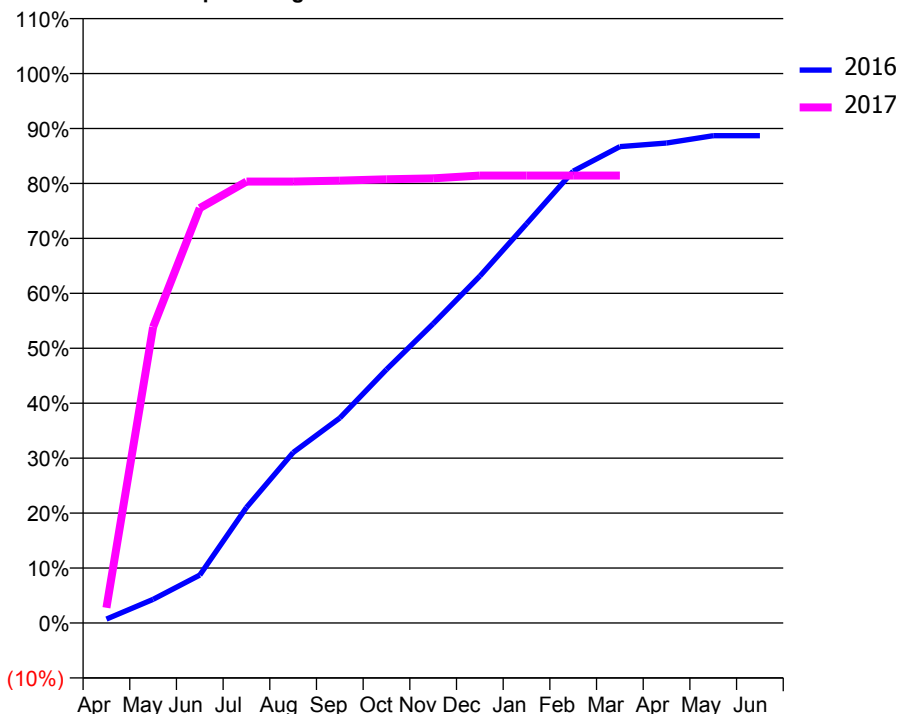
ACCESS*

Patients seen in 24 months	Total	Change since previous quarter
Quarter ending March 2016	2,118	
Quarter ending June 2016	1,964	↓
Quarter ending September 2016	1,297	↓
Quarter ending December 2016	873	↓
Quarter ending March 2017	715	↓
Variance since March 2016	(66.2%)	↓



ACTIVITY

Cumulative percentage of contracted UDA delivered 2016 & 2017



Month	Adjusted Scheduled Activity (UDA)	
	2016	2017
April	51	33
May	309	646
June	628	906
July	1,514	964
August	2,233	964
September	2,686	966
October	3,322	969
November	3,922	971
December	4,545	977
January	5,231	977
February	5,921	977
March	6,241	977
April	6,289	
May	6,385	
June	6,385	

QUALITY

	Quantity	Base Number	Contract	AT	Region	England
% of FP17s for the same patient ID Re-attending within 3 months - Children	10	115	8.7%	10.0%	12.0%	12.3%
% of FP17s for the same patient ID Re-attending within 3 months - Adults	80	477	16.8%	15.4%	16.0%	16.7%
% of FP17s for the same patient ID Re-attending between 3 & 9 months - Children	78	115	67.8%	51.1%	58.8%	57.6%
% of FP17s for the same patient ID Re-attending between 3 & 9 months - Adults	287	477	60.2%	46.4%	51.2%	50.1%
% of FP17s for Band 1 Urgent Courses	20	497	4.0%	8.1%	8.0%	9.1%
% of FP17s Relating to Free Repair or Replacements	2	497	0.4%	0.7%	0.8%	0.8%
% of FP17s Relating to Continuations	10	497	2.0%	0.9%	1.2%	1.2%
% of Patients satisfied with the dentistry they have received	0	0	N/A	92.1%	92.7%	92.8%
% of Patients satisfied with the time they had to wait for an appointment	0	0	N/A	90.3%	89.1%	88.7%

* This is based on patients treated on this contract for their most recent course of treatment. Figures in italics indicate the base number of FP17s or Patient Questionnaire responses are less than 100. N/A is shown where the base number of responses is less than 10 during the period. % is calculated as Quantity/Base number*100

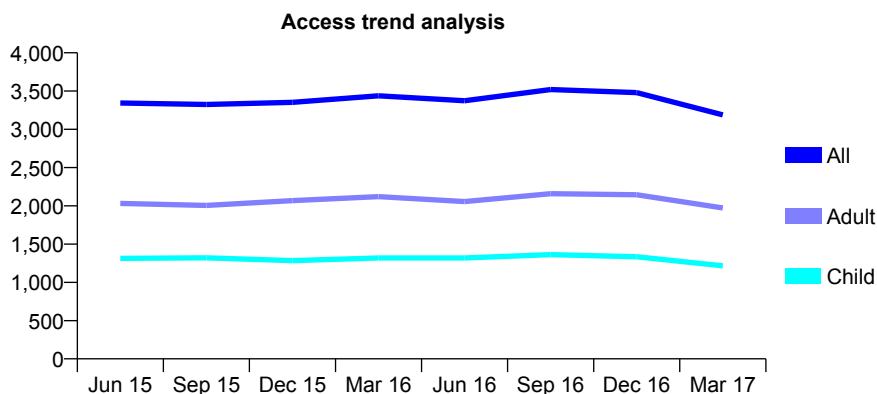
Q54 - Vital Signs At a Glance Contract Report for 325708/0002 - March 2017

Name or company name	Balbir S Bhandal, Amrik S Bhandal & Baljit
Contract type name	GDS Contract
Purpose of contract	General and Orthodontic
Contract start date	01/04/2006
Contract end date	

16/17 Contracted general activity (UDA)	8,791
Carry forward general activity (UDA)	240
16/17 Contracted orthodontic activity (UOA)	2,964
Carry forward orthodontic activity (UOA)	-12
Baseline contract value	£412,820.64

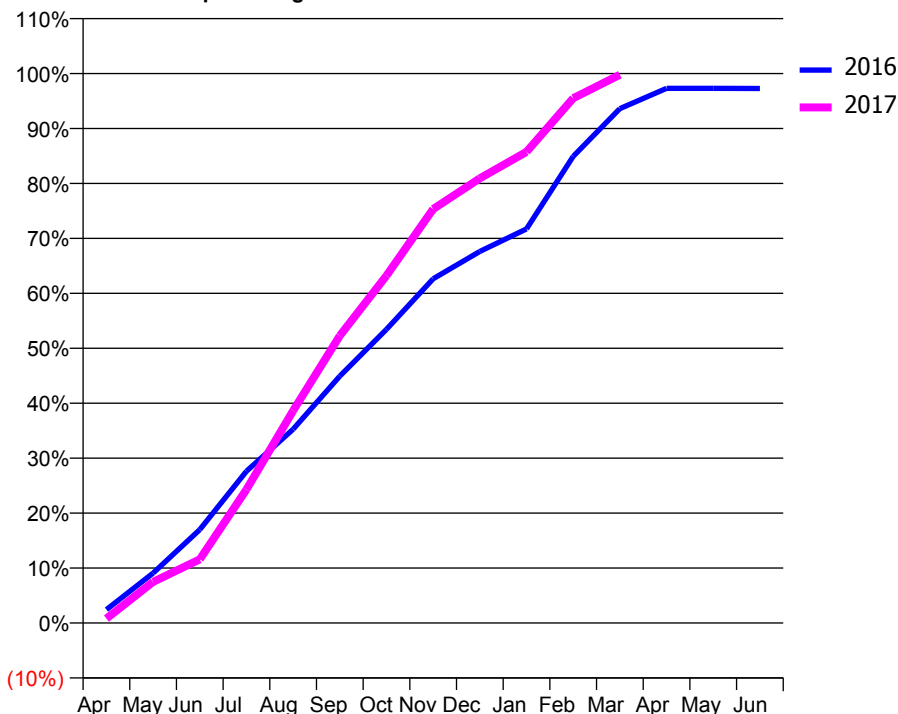
ACCESS*

Patients seen in 24 months	Total	Change since previous quarter
Quarter ending March 2016	3,438	
Quarter ending June 2016	3,374	↓
Quarter ending September 2016	3,520	↑
Quarter ending December 2016	3,479	↓
Quarter ending March 2017	3,188	↓
Variance since March 2016	(7.3%)	↓



ACTIVITY

Cumulative percentage of contracted UDA delivered 2016 & 2017



Adjusted Scheduled Activity (UDA)

Month	2016	2017
April	215	72
May	800	658
June	1,495	1,018
July	2,428	2,136
August	3,101	3,397
September	3,950	4,595
October	4,700	5,557
November	5,506	6,624
December	5,945	7,114
January	6,304	7,538
February	7,465	8,396
March	8,230	8,771
April	8,553	
May	8,553	
June	8,551	

QUALITY

	Quantity	Base Number	Contract	AT	Region	England
% of FP17s for the same patient ID Re-attending within 3 months - Children	95	1,616	5.9%	10.0%	12.0%	12.3%
% of FP17s for the same patient ID Re-attending within 3 months - Adults	256	2,059	12.4%	15.4%	16.0%	16.7%
% of FP17s for the same patient ID Re-attending between 3 & 9 months - Children	447	1,616	27.7%	51.1%	58.8%	57.6%
% of FP17s for the same patient ID Re-attending between 3 & 9 months - Adults	542	2,059	26.3%	46.4%	51.2%	50.1%
% of FP17s for Band 1 Urgent Courses	369	3,145	11.7%	8.1%	8.0%	9.1%
% of FP17s Relating to Free Repair or Replacements	1	3,145	0.0%	0.7%	0.8%	0.8%
% of FP17s Relating to Continuations	3	3,145	0.1%	0.9%	1.2%	1.2%
% of Patients satisfied with the dentistry they have received	1	1	N/A	92.1%	92.7%	92.8%
% of Patients satisfied with the time they had to wait for an appointment	0	1	N/A	90.3%	89.1%	88.7%

* This is based on patients treated on this contract for their most recent course of treatment. Figures in italics indicate the base number of FP17s or Patient Questionnaire responses are less than 100. N/A is shown where the base number of responses is less than 10 during the period. % is calculated as Quantity/Base number*100

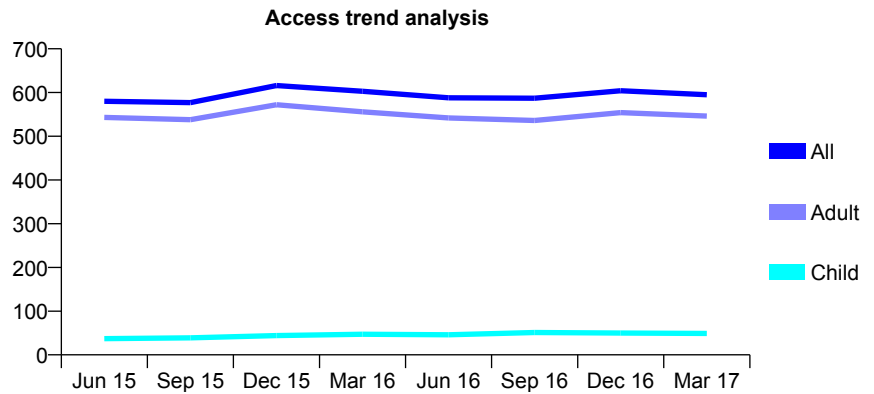
Q54 - Vital Signs At a Glance Contract Report for 325708/0003 - March 2017

Name or company name	Balbir S Bhandal, Amrik S Bhandal & Baljit
Contract type name	GDS Contract
Purpose of contract	General
Contract start date	01/04/2006
Contract end date	

16/17 Contracted general activity (UDA)	1,823
Carry forward general activity (UDA)	-2
16/17 Contracted orthodontic activity (UOA)	0
Carry forward orthodontic activity (UOA)	0
Baseline contract value	£41,467.98

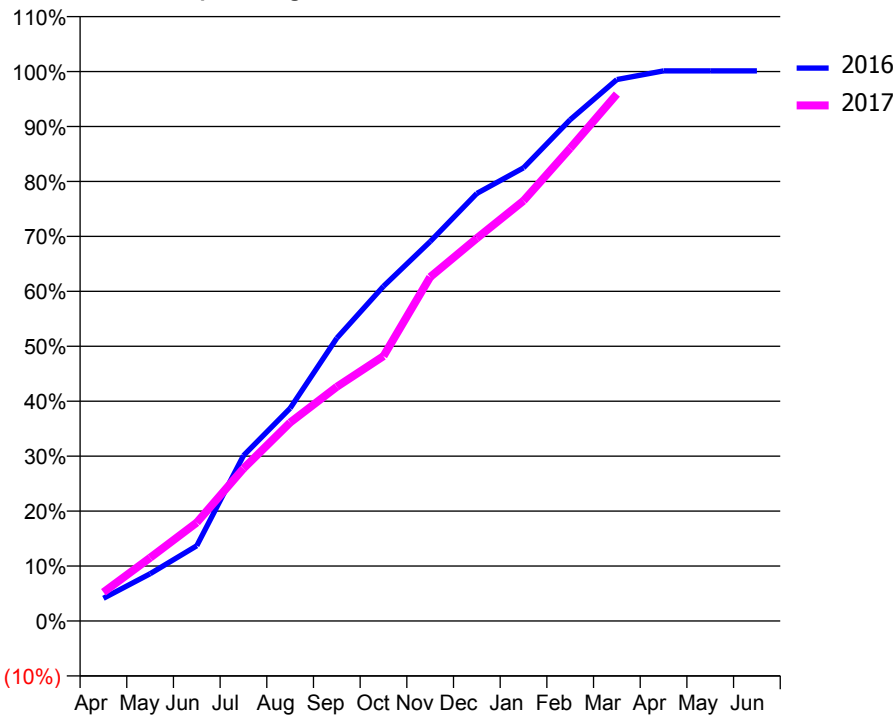
ACCESS*

Patients seen in 24 months	Total	Change since previous quarter
Quarter ending March 2016	603	
Quarter ending June 2016	588	↓
Quarter ending September 2016	587	→
Quarter ending December 2016	604	↑
Quarter ending March 2017	595	↓
Variance since March 2016	(1.3%)	↓



ACTIVITY

Cumulative percentage of contracted UDA delivered 2016 & 2017



Month	Adjusted Scheduled Activity (UDA)	
	2016	2017
April	75	95
May	157	210
June	250	327
July	549	506
August	706	659
September	939	777
October	1,111	879
November	1,259	1,141
December	1,418	1,270
January	1,504	1,394
February	1,663	1,569
March	1,796	1,748
April	1,825	
May	1,825	
June	1,825	

QUALITY

	Quantity	Base Number	Contract	AT	Region	England
% of FP17s for the same patient ID Re-attending within 3 months - Children	1	57	1.8%	10.0%	12.0%	12.3%
% of FP17s for the same patient ID Re-attending within 3 months - Adults	57	639	8.9%	15.4%	16.0%	16.7%
% of FP17s for the same patient ID Re-attending between 3 & 9 months - Children	22	57	38.6%	51.1%	58.8%	57.6%
% of FP17s for the same patient ID Re-attending between 3 & 9 months - Adults	318	639	49.8%	46.4%	51.2%	50.1%
% of FP17s for Band 1 Urgent Courses	56	684	8.2%	8.1%	8.0%	9.1%
% of FP17s Relating to Free Repair or Replacements	4	684	0.6%	0.7%	0.8%	0.8%
% of FP17s Relating to Continuations	16	684	2.3%	0.9%	1.2%	1.2%
% of Patients satisfied with the dentistry they have received	1	1	N/A	92.1%	92.7%	92.8%
% of Patients satisfied with the time they had to wait for an appointment	1	1	N/A	90.3%	89.1%	88.7%

* This is based on patients treated on this contract for their most recent course of treatment. Figures in italics indicate the base number of FP17s or Patient Questionnaire responses are less than 100. N/A is shown where the base number of responses is less than 10 during the period. % is calculated as Quantity/Base number*100

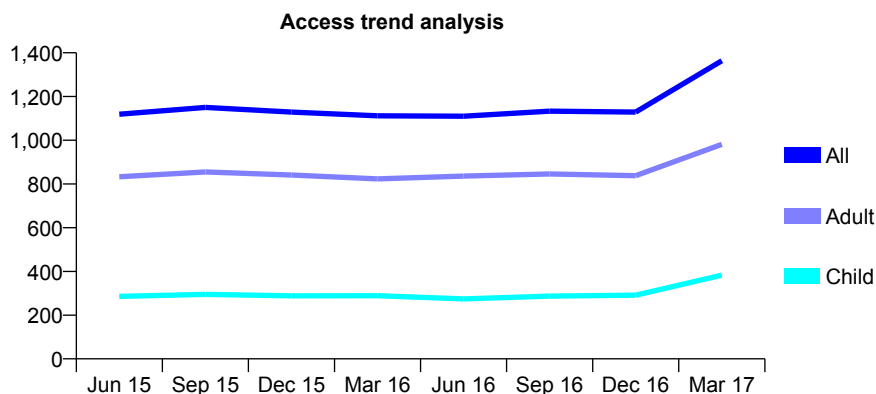
Q54 - Vital Signs At a Glance Contract Report for 325708/0004 - March 2017

Name or company name	Balbir S Bhandal, Amrik S Bhandal & Baljit
Contract type name	GDS Contract
Purpose of contract	General
Contract start date	01/04/2006
Contract end date	

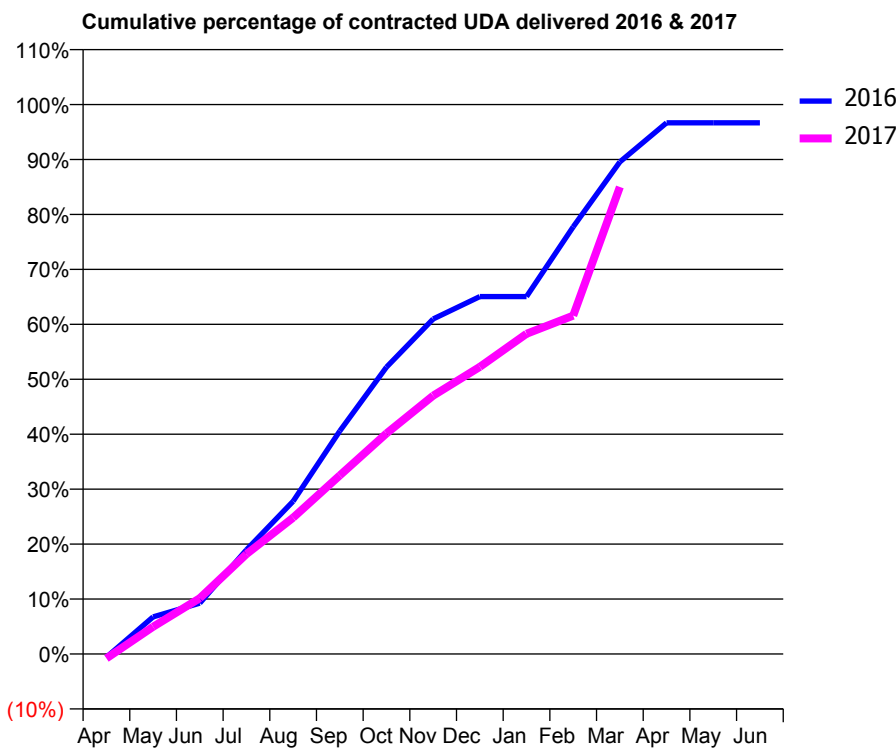
16/17 Contracted general activity (UDA)	4,086
Carry forward general activity (UDA)	136
16/17 Contracted orthodontic activity (UOA)	0
Carry forward orthodontic activity (UOA)	0
Baseline contract value	£99,107.31

ACCESS*

Patients seen in 24 months	Total	Change since previous quarter
Quarter ending March 2016	1,112	
Quarter ending June 2016	1,110	→
Quarter ending September 2016	1,133	↑
Quarter ending December 2016	1,129	→
Quarter ending March 2017	1,364	↑
Variance since March 2016	22.7%	↑



ACTIVITY



Month	Adjusted Scheduled Activity (UDA)	
	2016	2017
April	-25	-33
May	276	203
June	378	415
July	775	743
August	1,136	1,014
September	1,659	1,329
October	2,133	1,641
November	2,491	1,921
December	2,658	2,136
January	2,658	2,381
February	3,177	2,516
March	3,659	3,472
April	3,950	
May	3,950	
June	3,950	

QUALITY

	Quantity	Base Number	Contract	AT	Region	England
% of FP17s for the same patient ID Re-attending within 3 months - Children	14	367	3.8%	10.0%	12.0%	12.3%
% of FP17s for the same patient ID Re-attending within 3 months - Adults	94	940	10.0%	15.4%	16.0%	16.7%
% of FP17s for the same patient ID Re-attending between 3 & 9 months - Children	190	367	51.8%	51.1%	58.8%	57.6%
% of FP17s for the same patient ID Re-attending between 3 & 9 months - Adults	449	940	47.8%	46.4%	51.2%	50.1%
% of FP17s for Band 1 Urgent Courses	52	1,224	4.2%	8.1%	8.0%	9.1%
% of FP17s Relating to Free Repair or Replacements	2	1,224	0.2%	0.7%	0.8%	0.8%
% of FP17s Relating to Continuations	4	1,224	0.3%	0.9%	1.2%	1.2%
% of Patients satisfied with the dentistry they have received	1	1	N/A	92.1%	92.7%	92.8%
% of Patients satisfied with the time they had to wait for an appointment	1	1	N/A	90.3%	89.1%	88.7%

* This is based on patients treated on this contract for their most recent course of treatment. Figures in italics indicate the base number of FP17s or Patient Questionnaire responses are less than 100. N/A is shown where the base number of responses is less than 10 during the period. % is calculated as Quantity/Base number*100

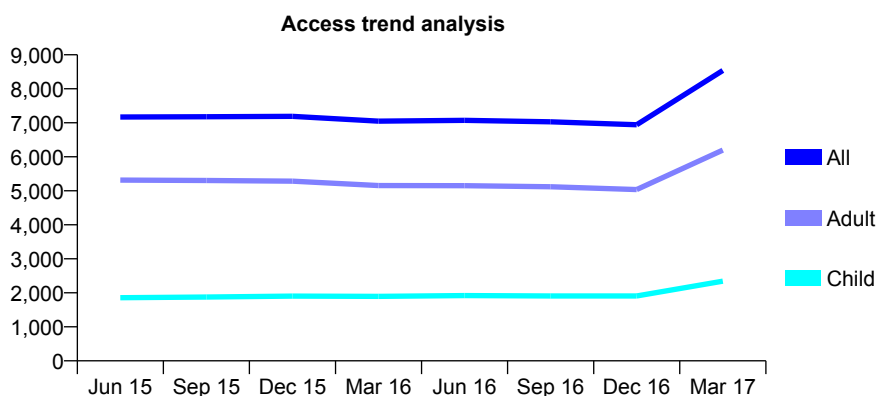
Q54 - Vital Signs At a Glance Contract Report for 325708/0005 - March 2017

Name or company name	Balbir S Bhandal, Amrik S Bhandal & Baljit
Contract type name	GDS Contract
Purpose of contract	General
Contract start date	01/04/2006
Contract end date	

16/17 Contracted general activity (UDA)	25,351
Carry forward general activity (UDA)	0
16/17 Contracted orthodontic activity (UOA)	0
Carry forward orthodontic activity (UOA)	0
Baseline contract value	£616,877.94

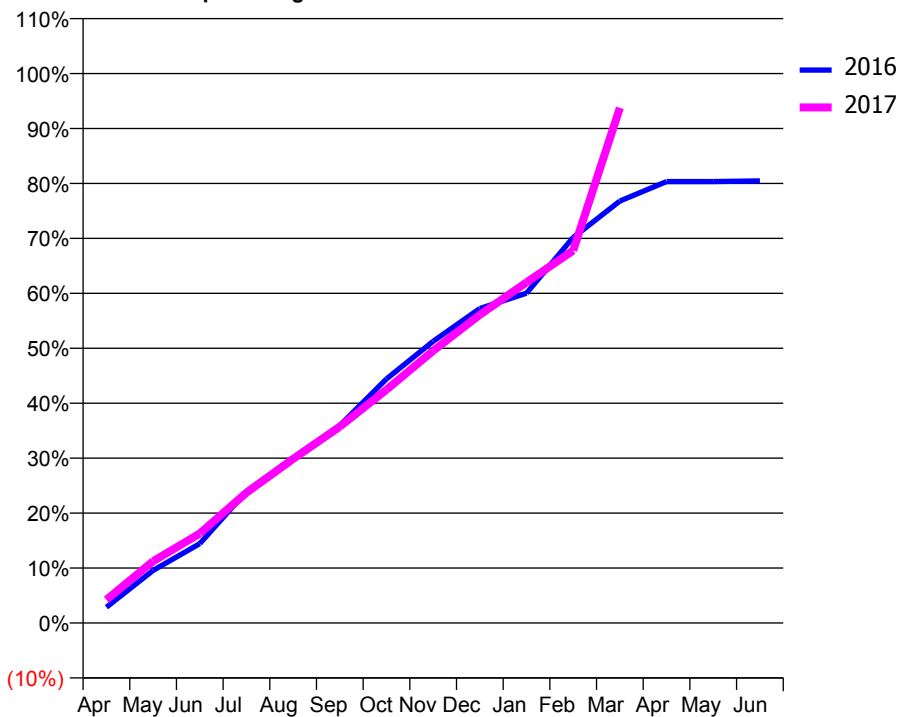
ACCESS*

Patients seen in 24 months	Total	Change since previous quarter
Quarter ending March 2016	7,049	
Quarter ending June 2016	7,071	→
Quarter ending September 2016	7,028	→
Quarter ending December 2016	6,945	↓
Quarter ending March 2017	8,540	↑
Variance since March 2016	21.2%	↑



ACTIVITY

Cumulative percentage of contracted UDA delivered 2016 & 2017



Month	Adjusted Scheduled Activity (UDA)	
	2016	2017
April	728	1,075
May	2,429	2,849
June	3,661	4,129
July	6,070	6,011
August	7,628	7,572
September	9,115	9,061
October	11,260	10,763
November	12,997	12,561
December	14,506	14,219
January	15,215	15,714
February	17,790	17,185
March	19,466	23,766
April	20,367	
May	20,365	
June	20,396	

QUALITY

	Quantity	Base Number	Contract	AT	Region	England
% of FP17s for the same patient ID Re-attending within 3 months - Children	76	2,614	2.9%	10.0%	12.0%	12.3%
% of FP17s for the same patient ID Re-attending within 3 months - Adults	337	6,544	5.1%	15.4%	16.0%	16.7%
% of FP17s for the same patient ID Re-attending between 3 & 9 months - Children	895	2,614	34.2%	51.1%	58.8%	57.6%
% of FP17s for the same patient ID Re-attending between 3 & 9 months - Adults	2,246	6,544	34.3%	46.4%	51.2%	50.1%
% of FP17s for Band 1 Urgent Courses	676	8,792	7.7%	8.1%	8.0%	9.1%
% of FP17s Relating to Free Repair or Replacements	60	8,792	0.7%	0.7%	0.8%	0.8%
% of FP17s Relating to Continuations	50	8,792	0.6%	0.9%	1.2%	1.2%
% of Patients satisfied with the dentistry they have received	5	5	N/A	92.1%	92.7%	92.8%
% of Patients satisfied with the time they had to wait for an appointment	5	5	N/A	90.3%	89.1%	88.7%

* This is based on patients treated on this contract for their most recent course of treatment. Figures in italics indicate the base number of FP17s or Patient Questionnaire responses are less than 100. N/A is shown where the base number of responses is less than 10 during the period. % is calculated as Quantity/Base number*100

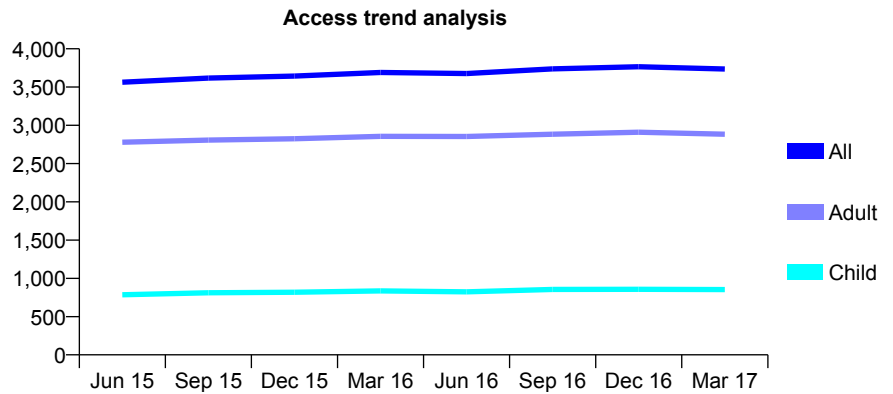
Q54 - Vital Signs At a Glance Contract Report for 325708/0007 - March 2017

Name or company name	Balbir S Bhandal, Amrik S Bhandal & Baljit
Contract type name	GDS Contract
Purpose of contract	General
Contract start date	01/04/2006
Contract end date	

16/17 Contracted general activity (UDA)	14,484
Carry forward general activity (UDA)	86
16/17 Contracted orthodontic activity (UOA)	0
Carry forward orthodontic activity (UOA)	0
Baseline contract value	£415,980.63

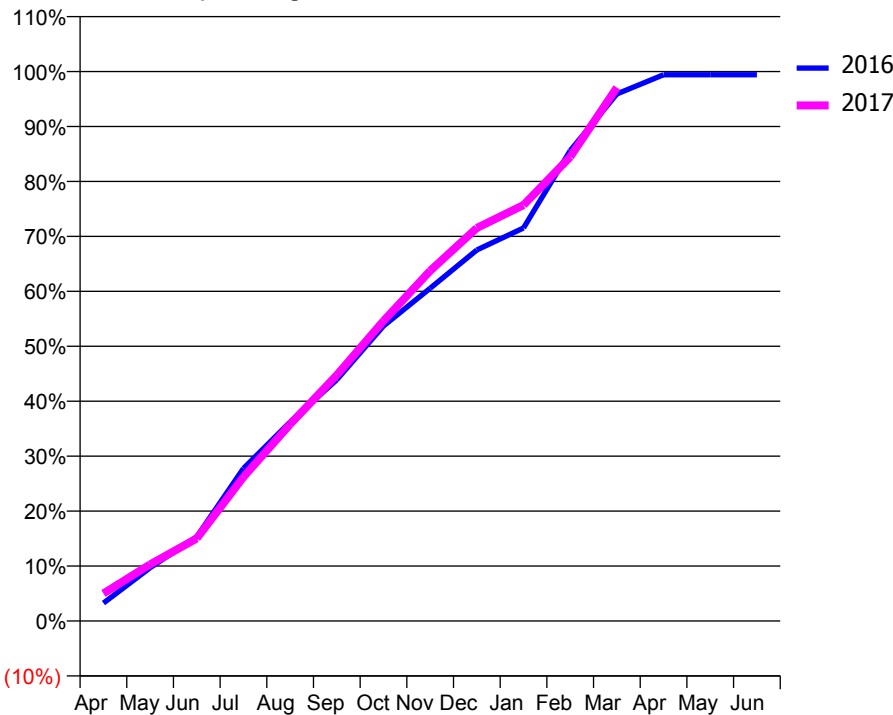
ACCESS*

Patients seen in 24 months	Total	Change since previous quarter
Quarter ending March 2016	3,691	
Quarter ending June 2016	3,677	→
Quarter ending September 2016	3,738	→
Quarter ending December 2016	3,765	→
Quarter ending March 2017	3,736	→
Variance since March 2016	1.2%	→



ACTIVITY

Cumulative percentage of contracted UDA delivered 2016 & 2017



Month	Adjusted Scheduled Activity (UDA)	
	2016	2017
April	471	726
May	1,404	1,491
June	2,223	2,176
July	4,023	3,797
August	5,246	5,187
September	6,360	6,483
October	7,775	7,910
November	8,772	9,231
December	9,781	10,359
January	10,361	10,964
February	12,399	12,232
March	13,894	14,062
April	14,398	
May	14,398	
June	14,398	

QUALITY

	Quantity	Base Number	Contract	AT	Region	England
% of FP17s for the same patient ID Re-attending within 3 months - Children	50	982	5.1%	10.0%	12.0%	12.3%
% of FP17s for the same patient ID Re-attending within 3 months - Adults	547	3,747	14.6%	15.4%	16.0%	16.7%
% of FP17s for the same patient ID Re-attending between 3 & 9 months - Children	495	982	50.4%	51.1%	58.8%	57.6%
% of FP17s for the same patient ID Re-attending between 3 & 9 months - Adults	1,974	3,747	52.7%	46.4%	51.2%	50.1%
% of FP17s for Band 1 Urgent Courses	168	4,582	3.7%	8.1%	8.0%	9.1%
% of FP17s Relating to Free Repair or Replacements	12	4,582	0.3%	0.7%	0.8%	0.8%
% of FP17s Relating to Continuations	39	4,582	0.9%	0.9%	1.2%	1.2%
% of Patients satisfied with the dentistry they have received	6	7	N/A	92.1%	92.7%	92.8%
% of Patients satisfied with the time they had to wait for an appointment	7	7	N/A	90.3%	89.1%	88.7%

* This is based on patients treated on this contract for their most recent course of treatment. Figures in italics indicate the base number of FP17s or Patient Questionnaire responses are less than 100. N/A is shown where the base number of responses is less than 10 during the period. % is calculated as Quantity/Base number*100

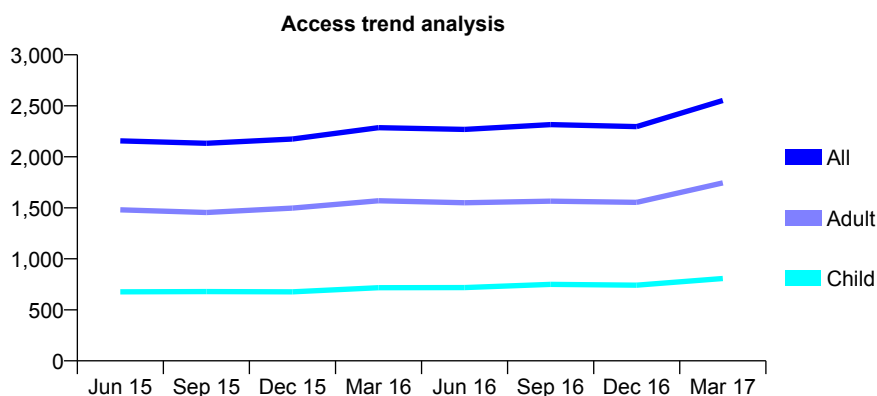
Q54 - Vital Signs At a Glance Contract Report for 325708/0008 - March 2017

Name or company name	Balbir S Bhandal, Amrik S Bhandal & Baljit
Contract type name	GDS Contract
Purpose of contract	General
Contract start date	01/04/2006
Contract end date	

16/17 Contracted general activity (UDA)	7,249
Carry forward general activity (UDA)	168
16/17 Contracted orthodontic activity (UOA)	0
Carry forward orthodontic activity (UOA)	0
Baseline contract value	£180,873.71

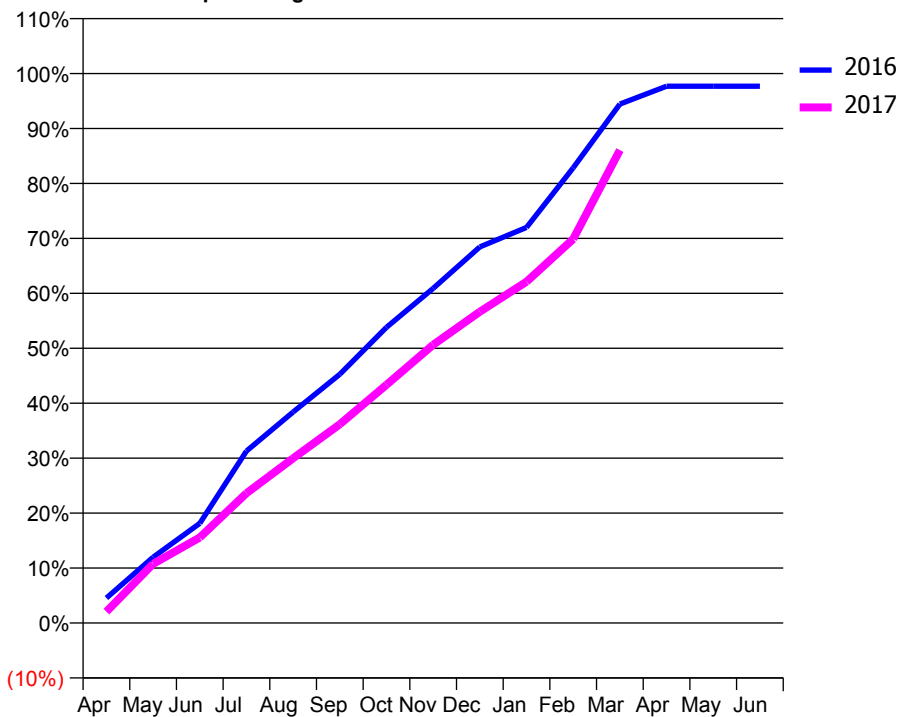
ACCESS*

Patients seen in 24 months	Total	Change since previous quarter
Quarter ending March 2016	2,286	
Quarter ending June 2016	2,268	→
Quarter ending September 2016	2,316	↑
Quarter ending December 2016	2,296	→
Quarter ending March 2017	2,552	↑
Variance since March 2016	11.6%	↑



ACTIVITY

Cumulative percentage of contracted UDA delivered 2016 & 2017



Month	Adjusted Scheduled Activity (UDA)	
	2016	2017
April	329	151
May	868	779
June	1,315	1,129
July	2,269	1,713
August	2,784	2,173
September	3,281	2,622
October	3,900	3,142
November	4,414	3,670
December	4,962	4,106
January	5,219	4,503
February	6,005	5,065
March	6,845	6,239
April	7,081	
May	7,081	
June	7,081	

QUALITY

	Quantity	Base Number	Contract	AT	Region	England
% of FP17s for the same patient ID Re-attending within 3 months - Children	16	847	1.9%	10.0%	12.0%	12.3%
% of FP17s for the same patient ID Re-attending within 3 months - Adults	55	1,529	3.6%	15.4%	16.0%	16.7%
% of FP17s for the same patient ID Re-attending between 3 & 9 months - Children	331	847	39.1%	51.1%	58.8%	57.6%
% of FP17s for the same patient ID Re-attending between 3 & 9 months - Adults	515	1,529	33.7%	46.4%	51.2%	50.1%
% of FP17s for Band 1 Urgent Courses	43	2,295	1.9%	8.1%	8.0%	9.1%
% of FP17s Relating to Free Repair or Replacements	7	2,295	0.3%	0.7%	0.8%	0.8%
% of FP17s Relating to Continuations	6	2,295	0.3%	0.9%	1.2%	1.2%
% of Patients satisfied with the dentistry they have received	1	1	N/A	92.1%	92.7%	92.8%
% of Patients satisfied with the time they had to wait for an appointment	1	1	N/A	90.3%	89.1%	88.7%

* This is based on patients treated on this contract for their most recent course of treatment. Figures in italics indicate the base number of FP17s or Patient Questionnaire responses are less than 100. N/A is shown where the base number of responses is less than 10 during the period. % is calculated as Quantity/Base number*100

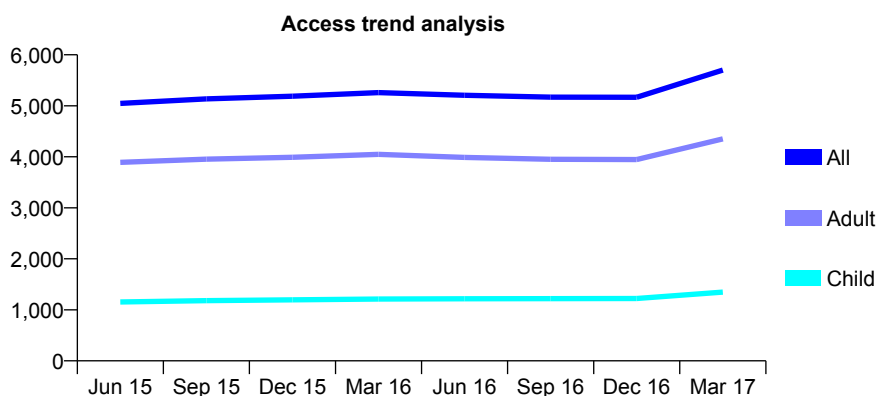
Q54 - Vital Signs At a Glance Contract Report for 325708/0009 - March 2017

Name or company name	Balbir S Bhandal, Amrik S Bhandal & Baljit
Contract type name	GDS Contract
Purpose of contract	General
Contract start date	01/04/2006
Contract end date	

16/17 Contracted general activity (UDA)	19,521
Carry forward general activity (UDA)	742
16/17 Contracted orthodontic activity (UOA)	0
Carry forward orthodontic activity (UOA)	0
Baseline contract value	£479,292.62

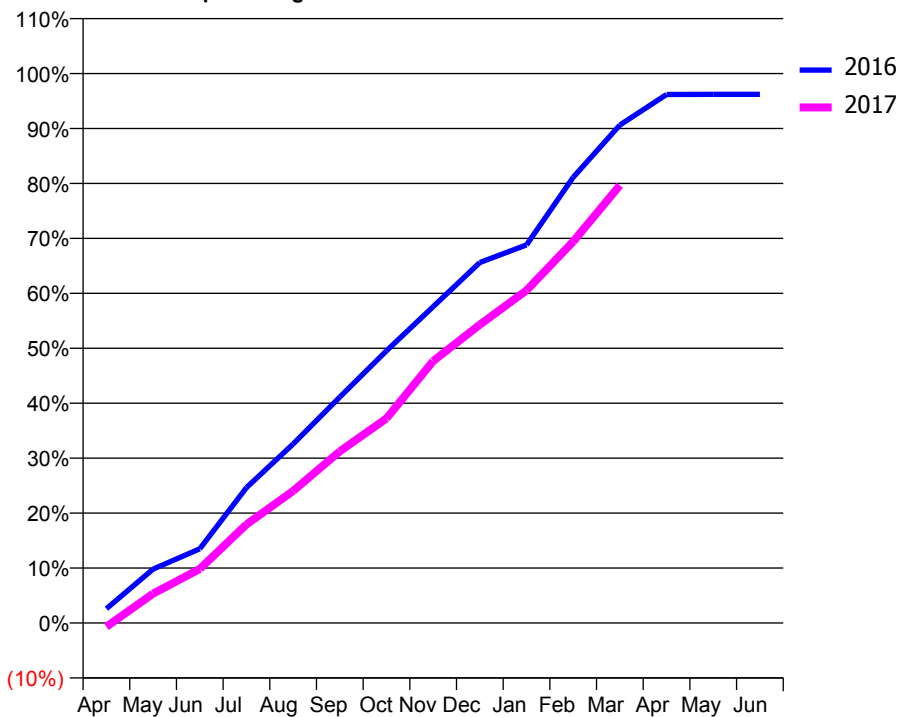
ACCESS*

Patients seen in 24 months	Total	Change since previous quarter
Quarter ending March 2016	5,260	
Quarter ending June 2016	5,206	↓
Quarter ending September 2016	5,170	→
Quarter ending December 2016	5,167	→
Quarter ending March 2017	5,700	↑
Variance since March 2016	8.4%	↑



ACTIVITY

Cumulative percentage of contracted UDA delivered 2016 & 2017



Month	Adjusted Scheduled Activity (UDA)	
	2016	2017
April	512	-134
May	1,914	1,044
June	2,634	1,919
July	4,810	3,502
August	6,357	4,691
September	8,027	6,100
October	9,671	7,269
November	11,240	9,304
December	12,808	10,600
January	13,432	11,815
February	15,836	13,551
March	17,691	15,549
April	18,777	
May	18,779	
June	18,779	

QUALITY

	Quantity	Base Number	Contract	AT	Region	England
% of FP17s for the same patient ID Re-attending within 3 months - Children	102	1,453	7.0%	10.0%	12.0%	12.3%
% of FP17s for the same patient ID Re-attending within 3 months - Adults	761	4,937	15.4%	15.4%	16.0%	16.7%
% of FP17s for the same patient ID Re-attending between 3 & 9 months - Children	772	1,453	53.1%	51.1%	58.8%	57.6%
% of FP17s for the same patient ID Re-attending between 3 & 9 months - Adults	2,462	4,937	49.9%	46.4%	51.2%	50.1%
% of FP17s for Band 1 Urgent Courses	566	6,052	9.4%	8.1%	8.0%	9.1%
% of FP17s Relating to Free Repair or Replacements	70	6,052	1.2%	0.7%	0.8%	0.8%
% of FP17s Relating to Continuations	50	6,052	0.8%	0.9%	1.2%	1.2%
% of Patients satisfied with the dentistry they have received	6	7	N/A	92.1%	92.7%	92.8%
% of Patients satisfied with the time they had to wait for an appointment	7	7	N/A	90.3%	89.1%	88.7%

* This is based on patients treated on this contract for their most recent course of treatment. Figures in italics indicate the base number of FP17s or Patient Questionnaire responses are less than 100. N/A is shown where the base number of responses is less than 10 during the period. % is calculated as Quantity/Base number*100

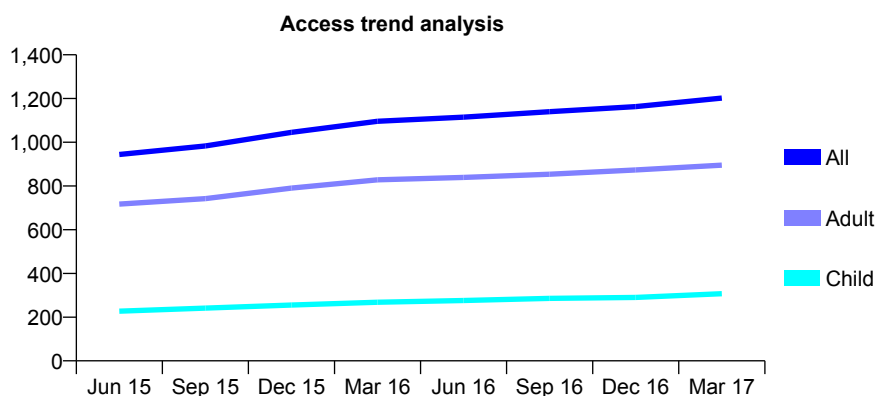
Q54 - Vital Signs At a Glance Contract Report for 325708/0012 - March 2017

Name or company name	Balbir S Bhandal, Amrik S Bhandal & Baljit
Contract type name	GDS Contract
Purpose of contract	General
Contract start date	01/04/2006
Contract end date	

16/17 Contracted general activity (UDA)	3,593
Carry forward general activity (UDA)	99
16/17 Contracted orthodontic activity (UOA)	0
Carry forward orthodontic activity (UOA)	0
Baseline contract value	£100,665.97

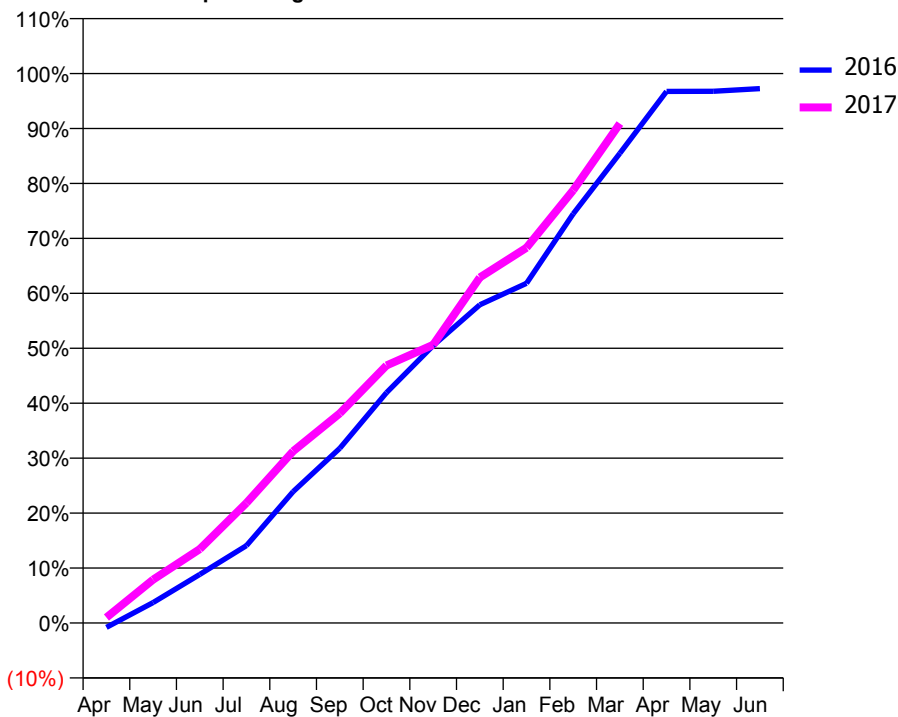
ACCESS*

Patients seen in 24 months	Total	Change since previous quarter
Quarter ending March 2016	1,096	
Quarter ending June 2016	1,115	→
Quarter ending September 2016	1,140	↑
Quarter ending December 2016	1,163	↑
Quarter ending March 2017	1,202	↑
Variance since March 2016	9.7%	↑



ACTIVITY

Cumulative percentage of contracted UDA delivered 2016 & 2017



Month	Adjusted Scheduled Activity (UDA)	
	2016	2017
April	-29	36
May	134	284
June	318	483
July	506	785
August	860	1,123
September	1,143	1,371
October	1,506	1,684
November	1,814	1,819
December	2,081	2,260
January	2,221	2,454
February	2,676	2,830
March	3,071	3,266
April	3,476	
May	3,477	
June	3,494	

QUALITY

	Quantity	Base Number	Contract	AT	Region	England
% of FP17s for the same patient ID Re-attending within 3 months - Children	5	350	1.4%	10.0%	12.0%	12.3%
% of FP17s for the same patient ID Re-attending within 3 months - Adults	33	994	3.3%	15.4%	16.0%	16.7%
% of FP17s for the same patient ID Re-attending between 3 & 9 months - Children	165	350	47.1%	51.1%	58.8%	57.6%
% of FP17s for the same patient ID Re-attending between 3 & 9 months - Adults	422	994	42.5%	46.4%	51.2%	50.1%
% of FP17s for Band 1 Urgent Courses	94	1,247	7.5%	8.1%	8.0%	9.1%
% of FP17s Relating to Free Repair or Replacements	4	1,247	0.3%	0.7%	0.8%	0.8%
% of FP17s Relating to Continuations	1	1,247	0.1%	0.9%	1.2%	1.2%
% of Patients satisfied with the dentistry they have received	0	0	N/A	92.1%	92.7%	92.8%
% of Patients satisfied with the time they had to wait for an appointment	0	0	N/A	90.3%	89.1%	88.7%

* This is based on patients treated on this contract for their most recent course of treatment. Figures in italics indicate the base number of FP17s or Patient Questionnaire responses are less than 100. N/A is shown where the base number of responses is less than 10 during the period. % is calculated as Quantity/Base number*100

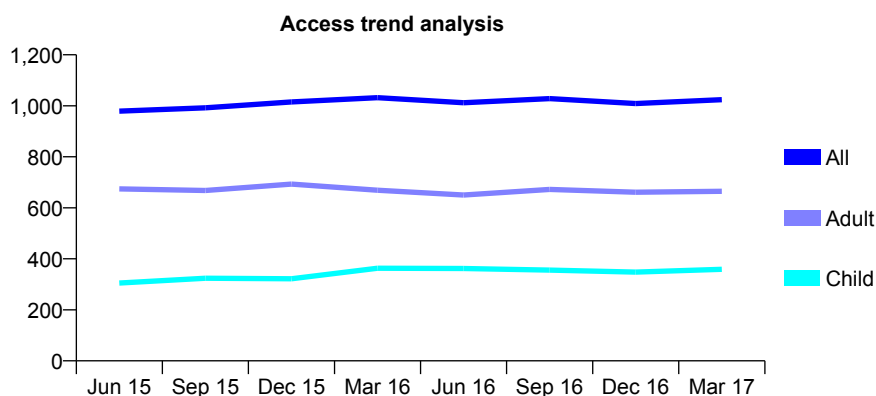
Q54 - Vital Signs At a Glance Contract Report for 325708/0013 - March 2017

Name or company name	Balbir S Bhandal, Amrik S Bhandal & Baljit
Contract type name	GDS Contract
Purpose of contract	General
Contract start date	01/04/2006
Contract end date	

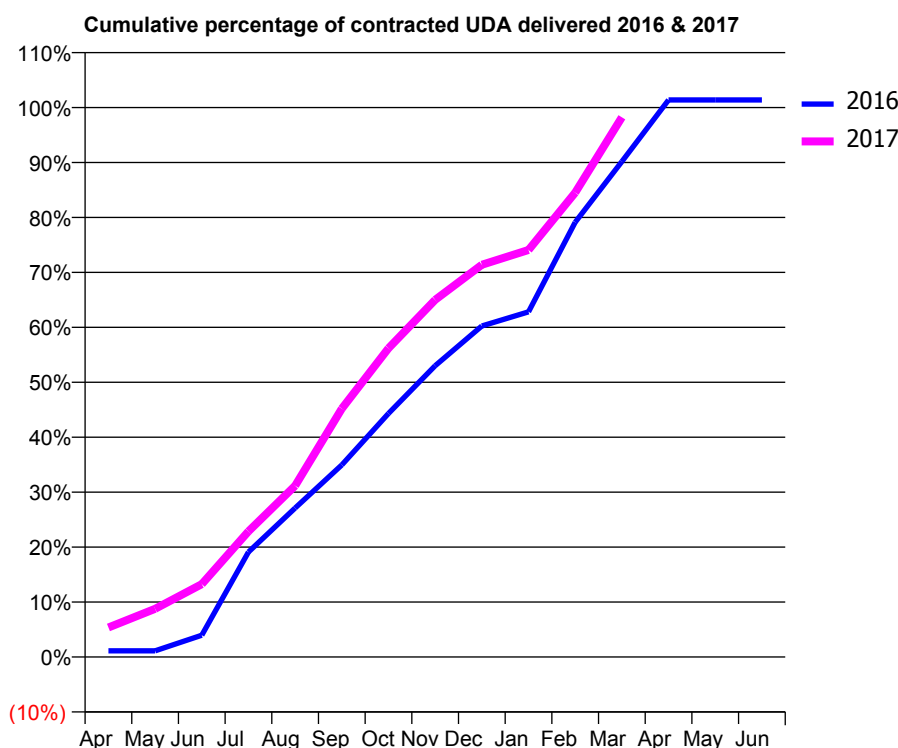
16/17 Contracted general activity (UDA)	3,124
Carry forward general activity (UDA)	-43
16/17 Contracted orthodontic activity (UOA)	0
Carry forward orthodontic activity (UOA)	0
Baseline contract value	£72,705.58

ACCESS*

Patients seen in 24 months	Total	Change since previous quarter
Quarter ending March 2016	1,032	
Quarter ending June 2016	1,012	↓
Quarter ending September 2016	1,028	→
Quarter ending December 2016	1,009	↓
Quarter ending March 2017	1,024	→
Variance since March 2016	(0.8%)	→



ACTIVITY



Month	Adjusted Scheduled Activity (UDA)	
	2016	2017
April	35	168
May	35	274
June	124	414
July	597	714
August	847	974
September	1,092	1,412
October	1,385	1,756
November	1,656	2,030
December	1,882	2,230
January	1,962	2,314
February	2,472	2,640
March	2,817	3,069
April	3,167	
May	3,167	
June	3,167	

QUALITY

	Quantity	Base Number	Contract	AT	Region	England
% of FP17s for the same patient ID Re-attending within 3 months - Children	9	323	2.8%	10.0%	12.0%	12.3%
% of FP17s for the same patient ID Re-attending within 3 months - Adults	61	649	9.4%	15.4%	16.0%	16.7%
% of FP17s for the same patient ID Re-attending between 3 & 9 months - Children	115	323	35.6%	51.1%	58.8%	57.6%
% of FP17s for the same patient ID Re-attending between 3 & 9 months - Adults	222	649	34.2%	46.4%	51.2%	50.1%
% of FP17s for Band 1 Urgent Courses	33	901	3.7%	8.1%	8.0%	9.1%
% of FP17s Relating to Free Repair or Replacements	1	901	0.1%	0.7%	0.8%	0.8%
% of FP17s Relating to Continuations	3	901	0.3%	0.9%	1.2%	1.2%
% of Patients satisfied with the dentistry they have received	3	5	N/A	92.1%	92.7%	92.8%
% of Patients satisfied with the time they had to wait for an appointment	5	5	N/A	90.3%	89.1%	88.7%

* This is based on patients treated on this contract for their most recent course of treatment. Figures in italics indicate the base number of FP17s or Patient Questionnaire responses are less than 100. N/A is shown where the base number of responses is less than 10 during the period. % is calculated as Quantity/Base number*100

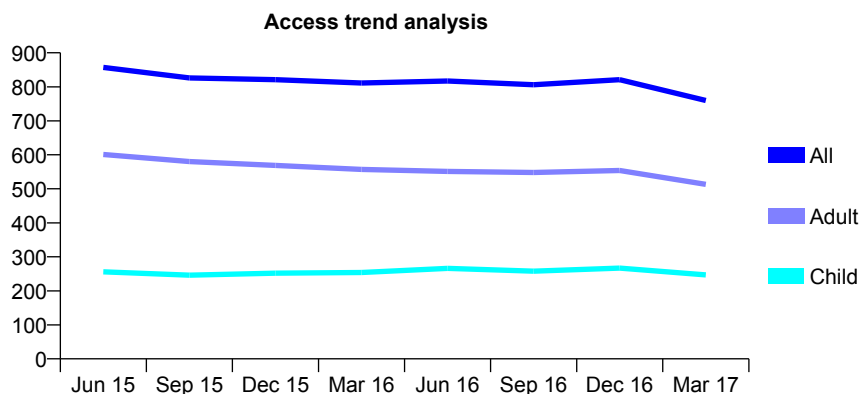
Q54 - Vital Signs At a Glance Contract Report for 325708/0015 - March 2017

Name or company name	Balbir S Bhandal, Amrik S Bhandal & Baljit
Contract type name	GDS Contract
Purpose of contract	General
Contract start date	01/04/2006
Contract end date	

16/17 Contracted general activity (UDA)	1,930
Carry forward general activity (UDA)	-1
16/17 Contracted orthodontic activity (UOA)	0
Carry forward orthodontic activity (UOA)	0
Baseline contract value	£50,728.58

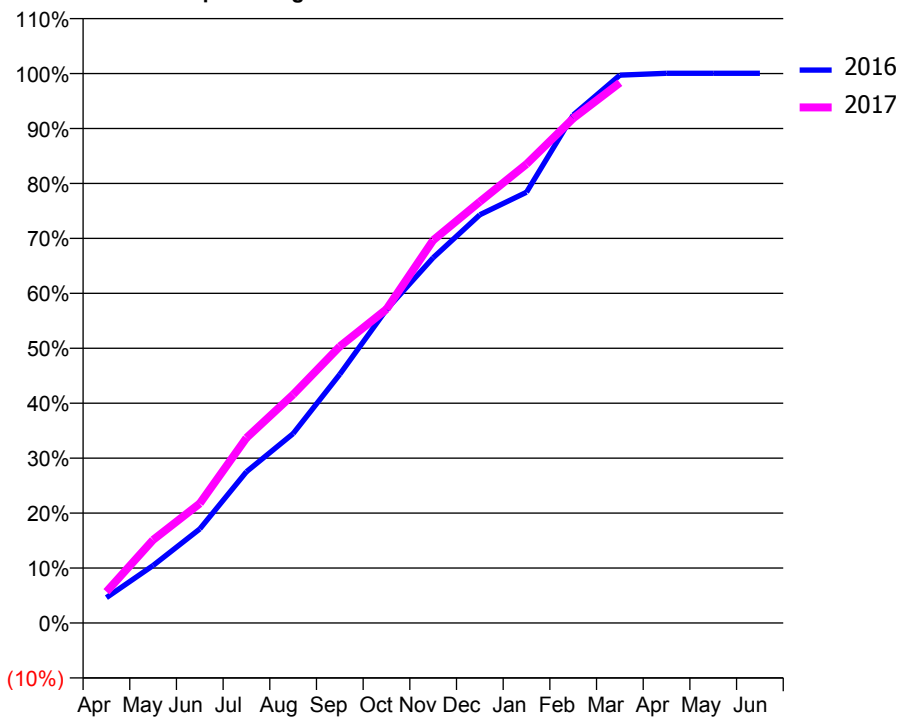
ACCESS*

Patients seen in 24 months	Total	Change since previous quarter
Quarter ending March 2016	811	
Quarter ending June 2016	817	→
Quarter ending September 2016	806	↓
Quarter ending December 2016	821	→
Quarter ending March 2017	760	↓
Variance since March 2016	(6.3%)	↓



ACTIVITY

Cumulative percentage of contracted UDA delivered 2016 & 2017



Adjusted Scheduled Activity (UDA)

Month	2016	2017
April	89	110
May	202	292
June	330	420
July	531	650
August	665	802
September	874	971
October	1,101	1,102
November	1,283	1,345
December	1,434	1,480
January	1,513	1,612
February	1,784	1,773
March	1,924	1,898
April	1,931	
May	1,931	
June	1,931	

QUALITY

	Quantity	Base Number	Contract	AT	Region	England
% of FP17s for the same patient ID Re-attending within 3 months - Children	1	260	0.4%	10.0%	12.0%	12.3%
% of FP17s for the same patient ID Re-attending within 3 months - Adults	4	478	0.8%	15.4%	16.0%	16.7%
% of FP17s for the same patient ID Re-attending between 3 & 9 months - Children	103	260	39.6%	51.1%	58.8%	57.6%
% of FP17s for the same patient ID Re-attending between 3 & 9 months - Adults	181	478	37.9%	46.4%	51.2%	50.1%
% of FP17s for Band 1 Urgent Courses	3	733	0.4%	8.1%	8.0%	9.1%
% of FP17s Relating to Free Repair or Replacements	1	733	0.1%	0.7%	0.8%	0.8%
% of FP17s Relating to Continuations	0	733	0.0%	0.9%	1.2%	1.2%
% of Patients satisfied with the dentistry they have received	3	3	N/A	92.1%	92.7%	92.8%
% of Patients satisfied with the time they had to wait for an appointment	3	3	N/A	90.3%	89.1%	88.7%

* This is based on patients treated on this contract for their most recent course of treatment. Figures in italics indicate the base number of FP17s or Patient Questionnaire responses are less than 100. N/A is shown where the base number of responses is less than 10 during the period. % is calculated as Quantity/Base number*100

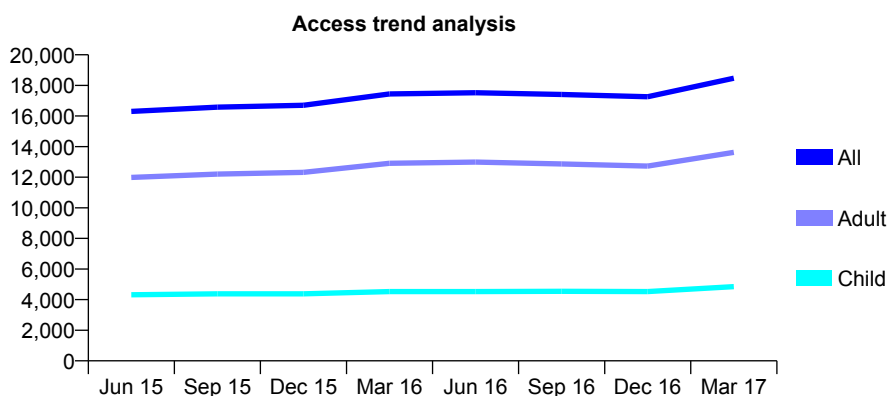
Q54 - Vital Signs At a Glance Contract Report for 325708/0016 - March 2017

Name or company name	Balbir S Bhandal, Amrik S Bhandal & Baljit
Contract type name	GDS Contract
Purpose of contract	General and Orthodontic
Contract start date	01/04/2006
Contract end date	

16/17 Contracted general activity (UDA)	57,385
Carry forward general activity (UDA)	851
16/17 Contracted orthodontic activity (UOA)	6,832
Carry forward orthodontic activity (UOA)	-12
Baseline contract value	£1,944,170.06

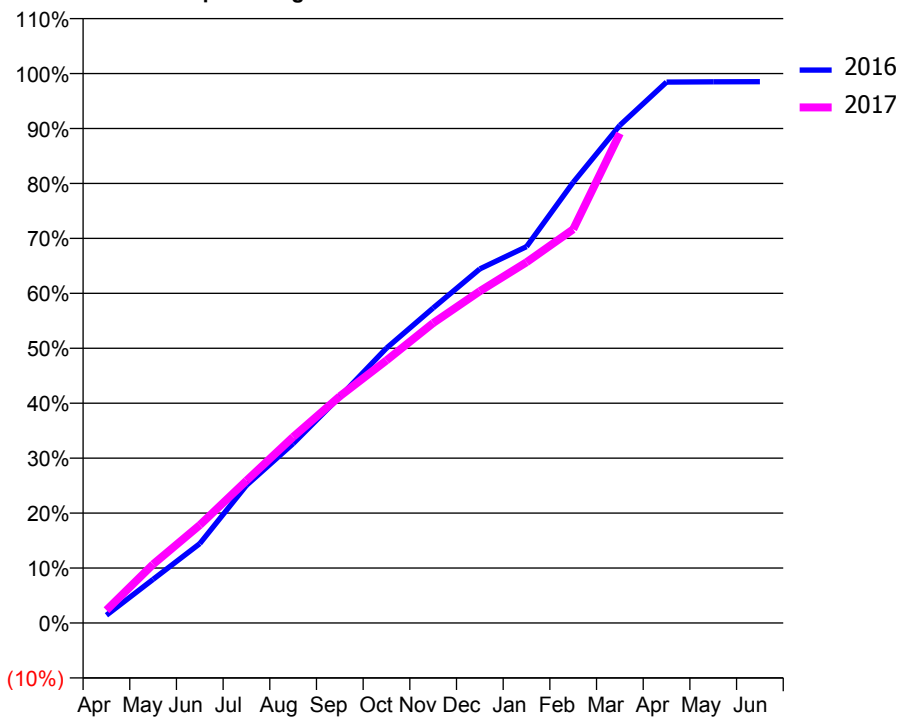
ACCESS*

Patients seen in 24 months	Total	Change since previous quarter
Quarter ending March 2016	17,440	
Quarter ending June 2016	17,524	→
Quarter ending September 2016	17,409	→
Quarter ending December 2016	17,260	→
Quarter ending March 2017	18,472	↑
Variance since March 2016	5.9%	↑



ACTIVITY

Cumulative percentage of contracted UDA delivered 2016 & 2017



Adjusted Scheduled Activity (UDA)

Month	2016	2017
April	818	1,345
May	4,559	6,141
June	8,296	10,227
July	14,382	14,867
August	18,737	19,432
September	23,621	23,674
October	28,710	27,426
November	32,903	31,321
December	36,982	34,660
January	39,299	37,682
February	46,022	41,120
March	51,980	51,121
April	56,496	
May	56,521	
June	56,534	

QUALITY

	Quantity	Base Number	Contract	AT	Region	England
% of FP17s for the same patient ID Re-attending within 3 months - Children	432	6,085	7.1%	10.0%	12.0%	12.3%
% of FP17s for the same patient ID Re-attending within 3 months - Adults	1,635	14,171	11.5%	15.4%	16.0%	16.7%
% of FP17s for the same patient ID Re-attending between 3 & 9 months - Children	2,491	6,085	40.9%	51.1%	58.8%	57.6%
% of FP17s for the same patient ID Re-attending between 3 & 9 months - Adults	4,750	14,171	33.5%	46.4%	51.2%	50.1%
% of FP17s for Band 1 Urgent Courses	2,149	18,455	11.6%	8.1%	8.0%	9.1%
% of FP17s Relating to Free Repair or Replacements	209	18,455	1.1%	0.7%	0.8%	0.8%
% of FP17s Relating to Continuations	106	18,455	0.6%	0.9%	1.2%	1.2%
% of Patients satisfied with the dentistry they have received	24	27	88.9%	92.1%	92.7%	92.8%
% of Patients satisfied with the time they had to wait for an appointment	26	27	96.3%	90.3%	89.1%	88.7%

* This is based on patients treated on this contract for their most recent course of treatment. Figures in italics indicate the base number of FP17s or Patient Questionnaire responses are less than 100. N/A is shown where the base number of responses is less than 10 during the period. % is calculated as Quantity/Base number*100

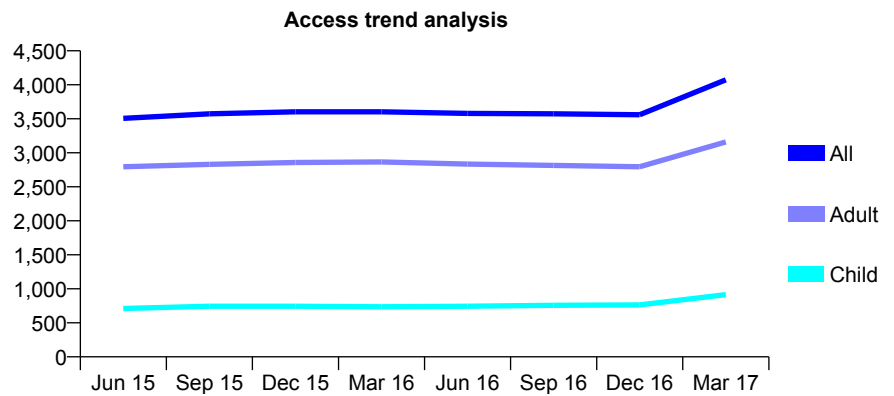
Q54 - Vital Signs At a Glance Contract Report for 325708/0017 - March 2017

Name or company name	Balbir S Bhandal, Amrik S Bhandal & Baljit
Contract type name	GDS Contract
Purpose of contract	General
Contract start date	01/04/2006
Contract end date	

16/17 Contracted general activity (UDA)	11,857
Carry forward general activity (UDA)	440
16/17 Contracted orthodontic activity (UOA)	0
Carry forward orthodontic activity (UOA)	0
Baseline contract value	£265,910.84

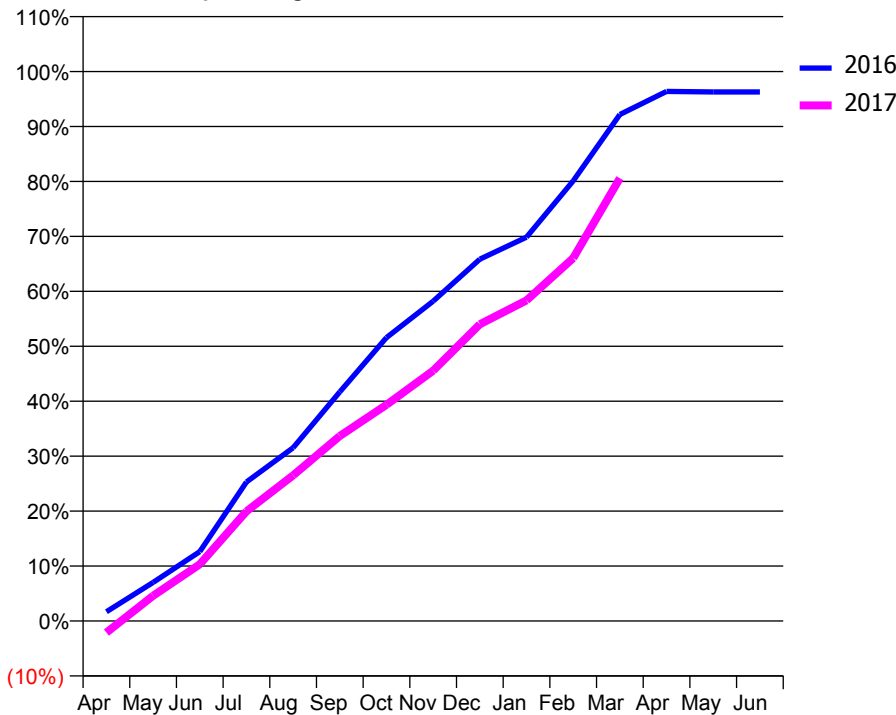
ACCESS*

Patients seen in 24 months	Total	Change since previous quarter
Quarter ending March 2016	3,602	
Quarter ending June 2016	3,580	→
Quarter ending September 2016	3,573	→
Quarter ending December 2016	3,560	→
Quarter ending March 2017	4,074	↑
Variance since March 2016	13.1%	↑



ACTIVITY

Cumulative percentage of contracted UDA delivered 2016 & 2017



Month	Adjusted Scheduled Activity (UDA)	
	2016	2017
April	200	-252
May	834	546
June	1,497	1,224
July	2,999	2,366
August	3,738	3,144
September	4,944	3,993
October	6,114	4,665
November	6,902	5,401
December	7,808	6,403
January	8,282	6,917
February	9,497	7,831
March	10,931	9,554
April	11,429	
May	11,417	
June	11,417	

QUALITY

	Quantity	Base Number	Contract	AT	Region	England
% of FP17s for the same patient ID Re-attending within 3 months - Children	44	1,097	4.0%	10.0%	12.0%	12.3%
% of FP17s for the same patient ID Re-attending within 3 months - Adults	366	3,601	10.2%	15.4%	16.0%	16.7%
% of FP17s for the same patient ID Re-attending between 3 & 9 months - Children	580	1,097	52.9%	51.1%	58.8%	57.6%
% of FP17s for the same patient ID Re-attending between 3 & 9 months - Adults	1,813	3,601	50.3%	46.4%	51.2%	50.1%
% of FP17s for Band 1 Urgent Courses	318	4,528	7.0%	8.1%	8.0%	9.1%
% of FP17s Relating to Free Repair or Replacements	47	4,528	1.0%	0.7%	0.8%	0.8%
% of FP17s Relating to Continuations	37	4,528	0.8%	0.9%	1.2%	1.2%
% of Patients satisfied with the dentistry they have received	5	5	N/A	92.1%	92.7%	92.8%
% of Patients satisfied with the time they had to wait for an appointment	3	5	N/A	90.3%	89.1%	88.7%

* This is based on patients treated on this contract for their most recent course of treatment. Figures in italics indicate the base number of FP17s or Patient Questionnaire responses are less than 100. N/A is shown where the base number of responses is less than 10 during the period. % is calculated as Quantity/Base number*100

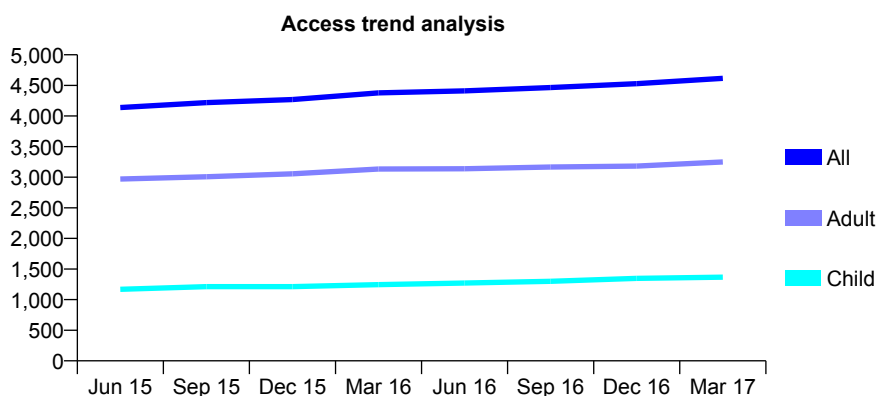
Q54 - Vital Signs At a Glance Contract Report for 325708/0018 - March 2017

Name or company name	Balbir S Bhandal, Amrik S Bhandal & Baljit
Contract type name	GDS Contract
Purpose of contract	General and Orthodontic
Contract start date	01/04/2006
Contract end date	

16/17 Contracted general activity (UDA)	15,769
Carry forward general activity (UDA)	120
16/17 Contracted orthodontic activity (UOA)	592
Carry forward orthodontic activity (UOA)	2
Baseline contract value	£386,074.89

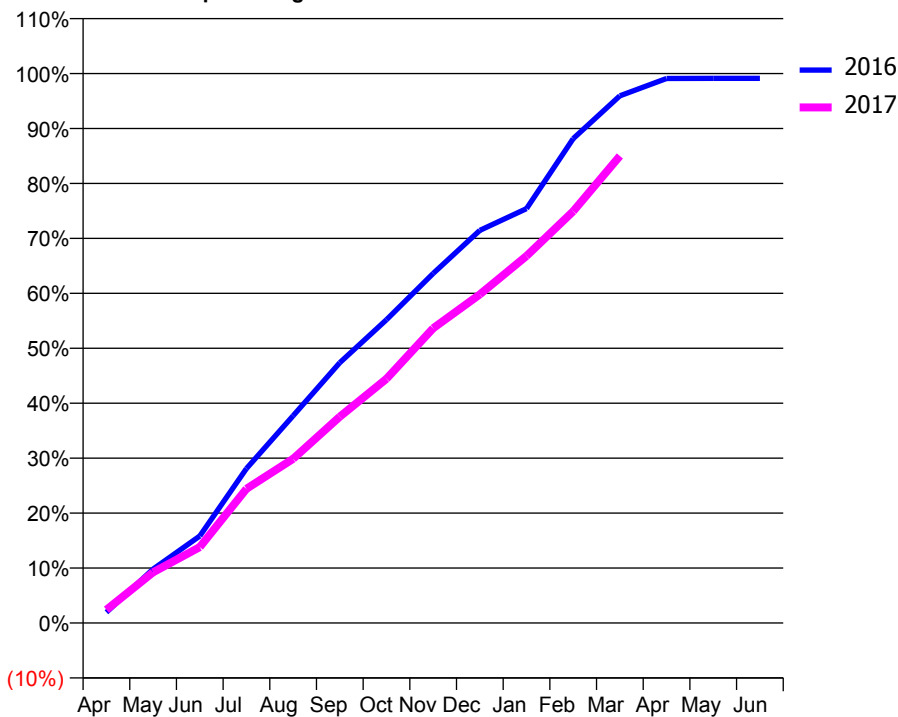
ACCESS*

Patients seen in 24 months	Total	Change since previous quarter
Quarter ending March 2016	4,379	
Quarter ending June 2016	4,411	→
Quarter ending September 2016	4,466	→
Quarter ending December 2016	4,529	→
Quarter ending March 2017	4,616	→
Variance since March 2016	5.4%	↑



ACTIVITY

Cumulative percentage of contracted UDA delivered 2016 & 2017



Month	Adjusted Scheduled Activity (UDA)	
	2016	2017
April	268	379
May	1,353	1,456
June	2,180	2,179
July	3,872	3,853
August	5,195	4,713
September	6,523	5,922
October	7,600	7,008
November	8,761	8,458
December	9,837	9,433
January	10,385	10,531
February	12,136	11,814
March	13,210	13,404
April	13,643	
May	13,649	
June	13,649	

QUALITY

	Quantity	Base Number	Contract	AT	Region	England
% of FP17s for the same patient ID Re-attending within 3 months - Children	81	1,671	4.8%	10.0%	12.0%	12.3%
% of FP17s for the same patient ID Re-attending within 3 months - Adults	330	3,680	9.0%	15.4%	16.0%	16.7%
% of FP17s for the same patient ID Re-attending between 3 & 9 months - Children	791	1,671	47.3%	51.1%	58.8%	57.6%
% of FP17s for the same patient ID Re-attending between 3 & 9 months - Adults	1,549	3,680	42.1%	46.4%	51.2%	50.1%
% of FP17s for Band 1 Urgent Courses	317	5,156	6.1%	8.1%	8.0%	9.1%
% of FP17s Relating to Free Repair or Replacements	26	5,156	0.5%	0.7%	0.8%	0.8%
% of FP17s Relating to Continuations	23	5,156	0.4%	0.9%	1.2%	1.2%
% of Patients satisfied with the dentistry they have received	7	7	N/A	92.1%	92.7%	92.8%
% of Patients satisfied with the time they had to wait for an appointment	7	7	N/A	90.3%	89.1%	88.7%

* This is based on patients treated on this contract for their most recent course of treatment. Figures in italics indicate the base number of FP17s or Patient Questionnaire responses are less than 100. N/A is shown where the base number of responses is less than 10 during the period. % is calculated as Quantity/Base number*100

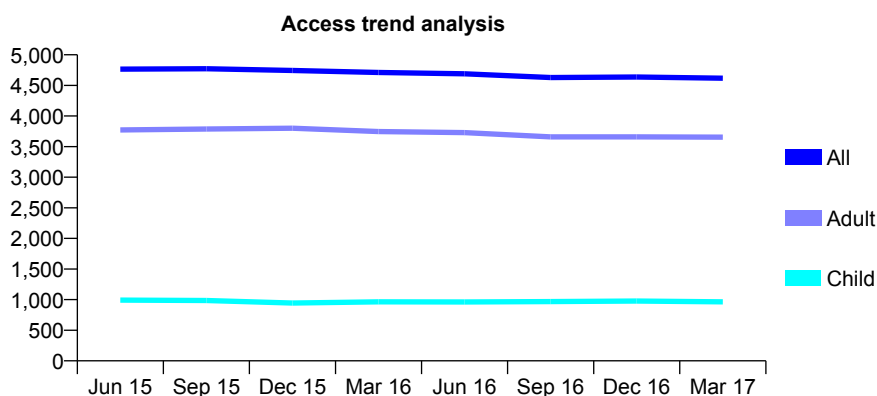
Q54 - Vital Signs At a Glance Contract Report for 325708/0023 - March 2017

Name or company name	Balbir S Bhandal, Amrik S Bhandal & Baljit
Contract type name	GDS Contract
Purpose of contract	General
Contract start date	02/01/2008
Contract end date	

16/17 Contracted general activity (UDA)	13,357
Carry forward general activity (UDA)	0
16/17 Contracted orthodontic activity (UOA)	0
Carry forward orthodontic activity (UOA)	0
Baseline contract value	£317,495.35

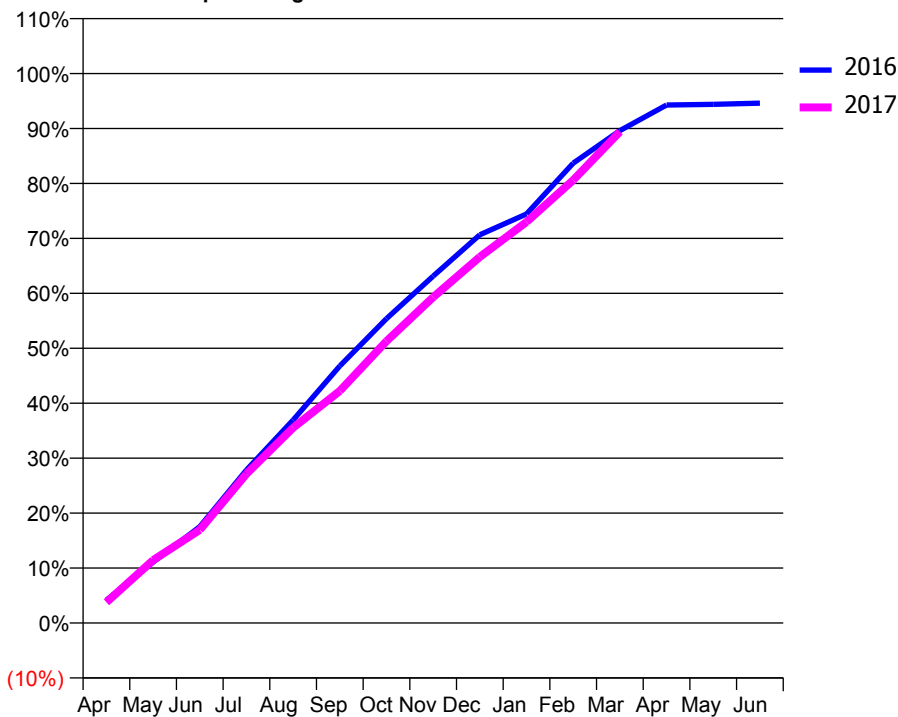
ACCESS*

Patients seen in 24 months	Total	Change since previous quarter
Quarter ending March 2016	4,712	
Quarter ending June 2016	4,690	→
Quarter ending September 2016	4,628	↓
Quarter ending December 2016	4,637	→
Quarter ending March 2017	4,617	→
Variance since March 2016	(2.0%)	↓



ACTIVITY

Cumulative percentage of contracted UDA delivered 2016 & 2017



Month	Adjusted Scheduled Activity (UDA)	
	2016	2017
April	555	503
May	1,480	1,529
June	2,343	2,263
July	3,719	3,624
August	4,935	4,746
September	6,247	5,642
October	7,399	6,850
November	8,433	7,922
December	9,439	8,899
January	9,943	9,747
February	11,176	10,765
March	11,970	11,941
April	12,592	
May	12,606	
June	12,635	

QUALITY

	Quantity	Base Number	Contract	AT	Region	England
% of FP17s for the same patient ID Re-attending within 3 months - Children	81	1,174	6.9%	10.0%	12.0%	12.3%
% of FP17s for the same patient ID Re-attending within 3 months - Adults	520	4,779	10.9%	15.4%	16.0%	16.7%
% of FP17s for the same patient ID Re-attending between 3 & 9 months - Children	389	1,174	33.1%	51.1%	58.8%	57.6%
% of FP17s for the same patient ID Re-attending between 3 & 9 months - Adults	2,415	4,779	50.5%	46.4%	51.2%	50.1%
% of FP17s for Band 1 Urgent Courses	281	5,654	5.0%	8.1%	8.0%	9.1%
% of FP17s Relating to Free Repair or Replacements	24	5,654	0.4%	0.7%	0.8%	0.8%
% of FP17s Relating to Continuations	35	5,654	0.6%	0.9%	1.2%	1.2%
% of Patients satisfied with the dentistry they have received	5	7	N/A	92.1%	92.7%	92.8%
% of Patients satisfied with the time they had to wait for an appointment	6	7	N/A	90.3%	89.1%	88.7%

* This is based on patients treated on this contract for their most recent course of treatment. Figures in italics indicate the base number of FP17s or Patient Questionnaire responses are less than 100. N/A is shown where the base number of responses is less than 10 during the period. % is calculated as Quantity/Base number*100

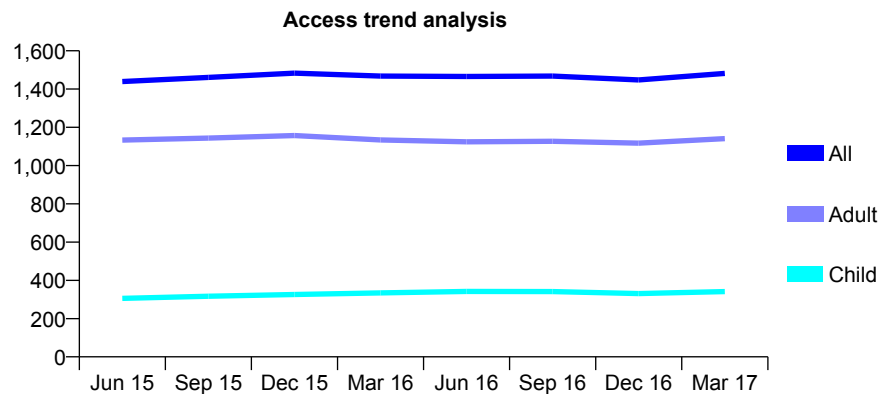
Q54 - Vital Signs At a Glance Contract Report for 326496/0001 - March 2017

Name or company name	MR D MAHGEREFTEH
Contract type name	GDS Contract
Purpose of contract	General
Contract start date	01/04/2006
Contract end date	

16/17 Contracted general activity (UDA)	7,433
Carry forward general activity (UDA)	-149
16/17 Contracted orthodontic activity (UOA)	0
Carry forward orthodontic activity (UOA)	0
Baseline contract value	£230,475.78

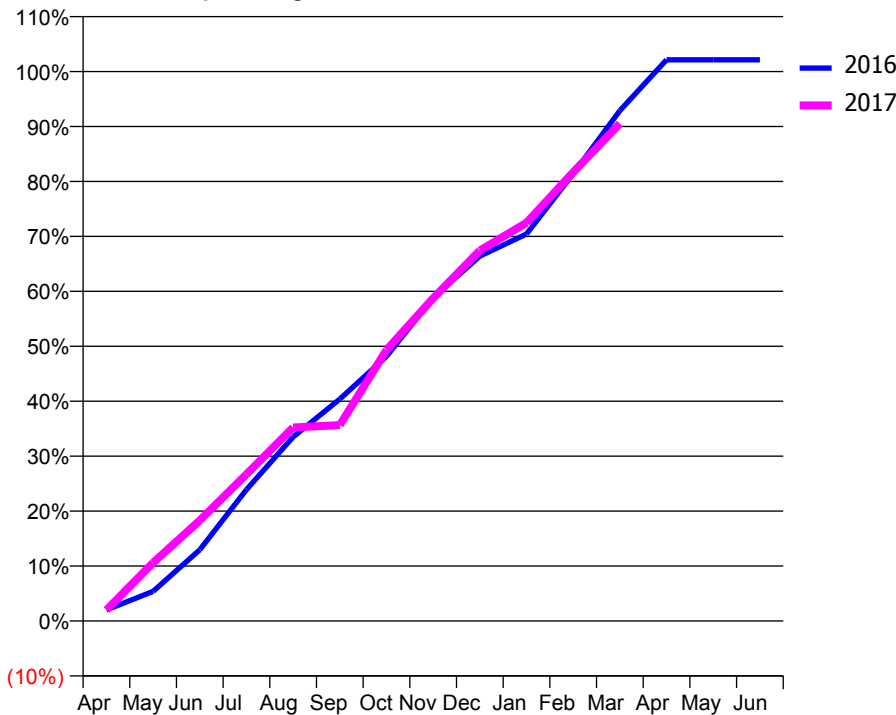
ACCESS*

Patients seen in 24 months	Total	Change since previous quarter
Quarter ending March 2016	1,468	
Quarter ending June 2016	1,466	→
Quarter ending September 2016	1,468	→
Quarter ending December 2016	1,448	↓
Quarter ending March 2017	1,482	↑
Variance since March 2016	1.0%	→



ACTIVITY

Cumulative percentage of contracted UDA delivered 2016 & 2017



Month	Adjusted Scheduled Activity (UDA)	
	2016	2017
April	150	149
May	401	788
June	964	1,362
July	1,777	1,984
August	2,490	2,618
September	3,003	2,650
October	3,580	3,667
November	4,373	4,366
December	4,937	5,012
January	5,235	5,388
February	6,051	6,070
March	6,904	6,729
April	7,591	
May	7,592	
June	7,592	

QUALITY

	Quantity	Base Number	Contract	AT	Region	England
% of FP17s for the same patient ID Re-attending within 3 months - Children	42	520	8.1%	10.0%	12.0%	12.3%
% of FP17s for the same patient ID Re-attending within 3 months - Adults	359	1,828	19.6%	15.4%	16.0%	16.7%
% of FP17s for the same patient ID Re-attending between 3 & 9 months - Children	324	520	62.3%	51.1%	58.8%	57.6%
% of FP17s for the same patient ID Re-attending between 3 & 9 months - Adults	1,024	1,828	56.0%	46.4%	51.2%	50.1%
% of FP17s for Band 1 Urgent Courses	117	2,095	5.6%	8.1%	8.0%	9.1%
% of FP17s Relating to Free Repair or Replacements	34	2,095	1.6%	0.7%	0.8%	0.8%
% of FP17s Relating to Continuations	39	2,095	1.9%	0.9%	1.2%	1.2%
% of Patients satisfied with the dentistry they have received	7	7	N/A	92.1%	92.7%	92.8%
% of Patients satisfied with the time they had to wait for an appointment	7	7	N/A	90.3%	89.1%	88.7%

* This is based on patients treated on this contract for their most recent course of treatment. Figures in italics indicate the base number of FP17s or Patient Questionnaire responses are less than 100. N/A is shown where the base number of responses is less than 10 during the period. % is calculated as Quantity/Base number*100

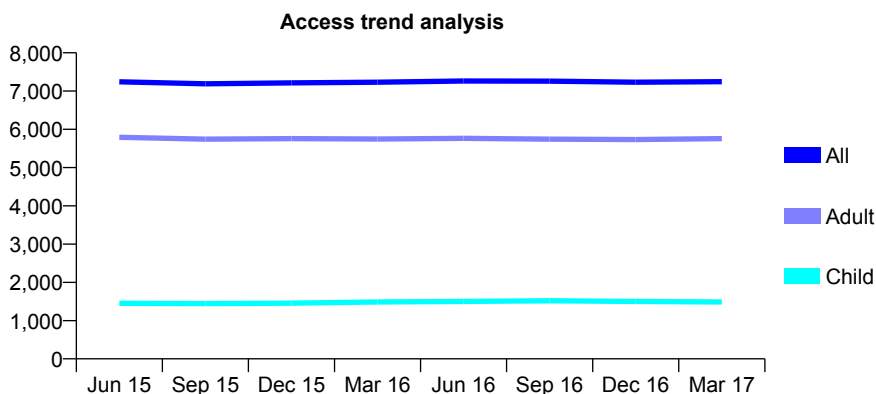
Q54 - Vital Signs At a Glance Contract Report for 326666/0002 - March 2017

Name or company name	MR RS TENNET
Contract type name	GDS Contract
Purpose of contract	General
Contract start date	01/04/2006
Contract end date	

16/17 Contracted general activity (UDA)	16,970
Carry forward general activity (UDA)	392
16/17 Contracted orthodontic activity (UOA)	0
Carry forward orthodontic activity (UOA)	0
Baseline contract value	£437,342.86

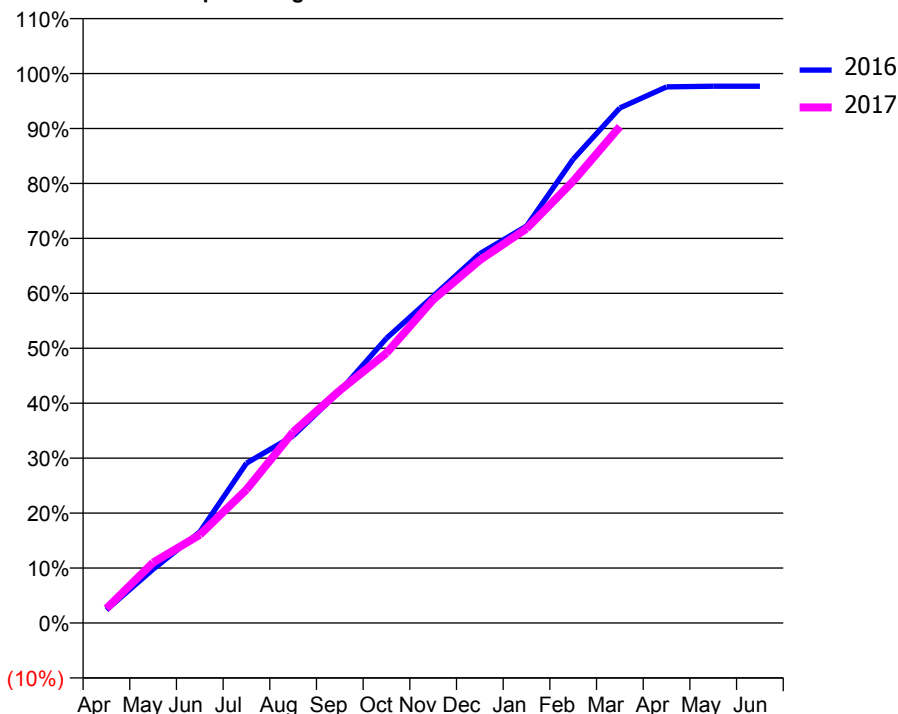
ACCESS*

Patients seen in 24 months	Total	Change since previous quarter
Quarter ending March 2016	7,231	
Quarter ending June 2016	7,264	→
Quarter ending September 2016	7,261	→
Quarter ending December 2016	7,233	→
Quarter ending March 2017	7,245	→
Variance since March 2016	0.2%	→



ACTIVITY

Cumulative percentage of contracted UDA delivered 2016 & 2017



Month	Adjusted Scheduled Activity (UDA)	
	2016	2017
April	405	445
May	1,662	1,867
June	2,811	2,723
July	4,937	4,122
August	5,779	5,897
September	7,161	7,184
October	8,795	8,336
November	10,091	9,983
December	11,405	11,208
January	12,258	12,181
February	14,327	13,646
March	15,905	15,330
April	16,555	
May	16,578	
June	16,578	

QUALITY

	Quantity	Base Number	Contract	AT	Region	England
% of FP17s for the same patient ID Re-attending within 3 months - Children	87	2,000	4.4%	10.0%	12.0%	12.3%
% of FP17s for the same patient ID Re-attending within 3 months - Adults	718	6,412	11.2%	15.4%	16.0%	16.7%
% of FP17s for the same patient ID Re-attending between 3 & 9 months - Children	1,089	2,000	54.5%	51.1%	58.8%	57.6%
% of FP17s for the same patient ID Re-attending between 3 & 9 months - Adults	2,422	6,412	37.8%	46.4%	51.2%	50.1%
% of FP17s for Band 1 Urgent Courses	484	8,081	6.0%	8.1%	8.0%	9.1%
% of FP17s Relating to Free Repair or Replacements	45	8,081	0.6%	0.7%	0.8%	0.8%
% of FP17s Relating to Continuations	136	8,081	1.7%	0.9%	1.2%	1.2%
% of Patients satisfied with the dentistry they have received	9	9	N/A	92.1%	92.7%	92.8%
% of Patients satisfied with the time they had to wait for an appointment	9	9	N/A	90.3%	89.1%	88.7%

* This is based on patients treated on this contract for their most recent course of treatment. Figures in italics indicate the base number of FP17s or Patient Questionnaire responses are less than 100. N/A is shown where the base number of responses is less than 10 during the period. % is calculated as Quantity/Base number*100

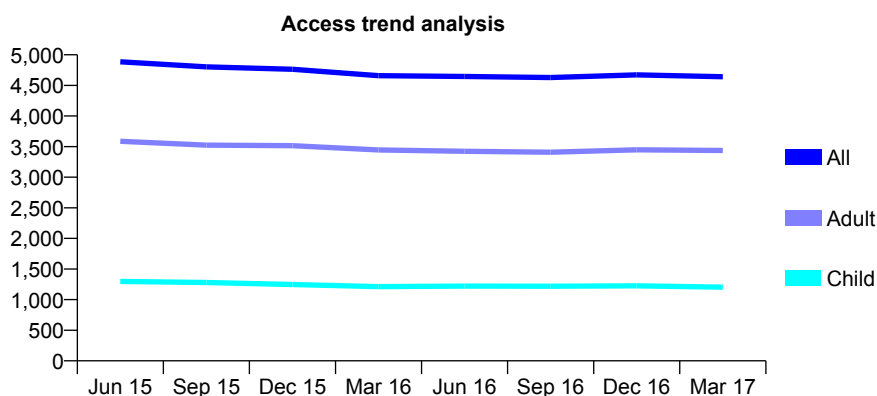
Q54 - Vital Signs At a Glance Contract Report for 327875/0001 - March 2017

Name or company name	MISS S MOSEDALE
Contract type name	GDS Contract
Purpose of contract	General
Contract start date	01/04/2006
Contract end date	

16/17 Contracted general activity (UDA)	16,997
Carry forward general activity (UDA)	0
16/17 Contracted orthodontic activity (UOA)	0
Carry forward orthodontic activity (UOA)	0
Baseline contract value	£373,952.33

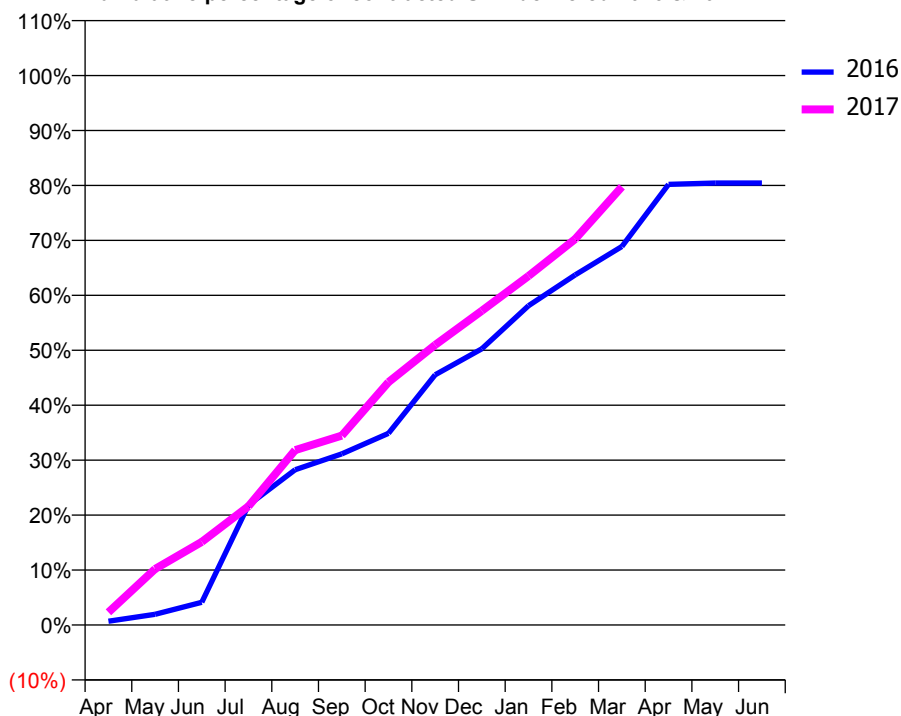
ACCESS*

Patients seen in 24 months	Total	Change since previous quarter
Quarter ending March 2016	4,658	
Quarter ending June 2016	4,646	→
Quarter ending September 2016	4,628	→
Quarter ending December 2016	4,673	→
Quarter ending March 2017	4,641	→
Variance since March 2016	(0.4%)	→



ACTIVITY

Cumulative percentage of contracted UDA delivered 2016 & 2017



Month	Adjusted Scheduled Activity (UDA)	
	2016	2017
April	118	393
May	331	1,733
June	701	2,572
July	3,711	3,672
August	4,805	5,408
September	5,296	5,859
October	5,930	7,514
November	7,740	8,665
December	8,544	9,722
January	9,878	10,796
February	10,828	11,941
March	11,707	13,556
April	13,629	
May	13,670	
June	13,671	

QUALITY

	Quantity	Base Number	Contract	AT	Region	England
% of FP17s for the same patient ID Re-attending within 3 months - Children	144	2,118	6.8%	10.0%	12.0%	12.3%
% of FP17s for the same patient ID Re-attending within 3 months - Adults	903	6,016	15.0%	15.4%	16.0%	16.7%
% of FP17s for the same patient ID Re-attending between 3 & 9 months - Children	1,339	2,118	63.2%	51.1%	58.8%	57.6%
% of FP17s for the same patient ID Re-attending between 3 & 9 months - Adults	3,623	6,016	60.2%	46.4%	51.2%	50.1%
% of FP17s for Band 1 Urgent Courses	482	7,099	6.8%	8.1%	8.0%	9.1%
% of FP17s Relating to Free Repair or Replacements	67	7,099	0.9%	0.7%	0.8%	0.8%
% of FP17s Relating to Continuations	59	7,099	0.8%	0.9%	1.2%	1.2%
% of Patients satisfied with the dentistry they have received	10	10	100.0%	92.1%	92.7%	92.8%
% of Patients satisfied with the time they had to wait for an appointment	10	10	100.0%	90.3%	89.1%	88.7%

* This is based on patients treated on this contract for their most recent course of treatment. Figures in italics indicate the base number of FP17s or Patient Questionnaire responses are less than 100. N/A is shown where the base number of responses is less than 10 during the period. % is calculated as Quantity/Base number*100

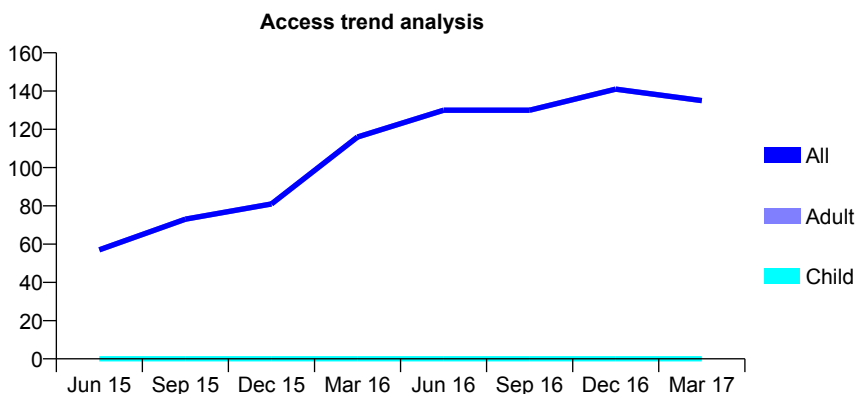
Q54 - Vital Signs At a Glance Contract Report for 328944/0001 - March 2017

Name or company name	MR P TANGRI
Contract type name	PDS Contract
Purpose of contract	General
Contract start date	01/04/2006
Contract end date	17/03/2026

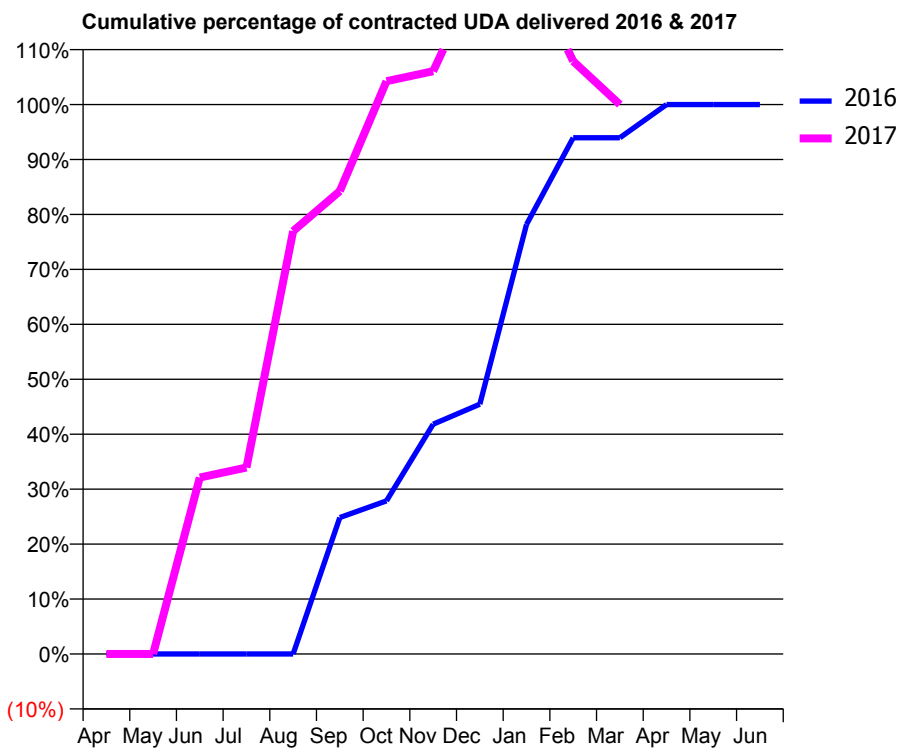
16/17 Contracted general activity (UDA)	165
Carry forward general activity (UDA)	0
16/17 Contracted orthodontic activity (UOA)	0
Carry forward orthodontic activity (UOA)	0
Baseline contract value	£7,328.26

ACCESS*

Patients seen in 24 months	Total	Change since previous quarter
Quarter ending March 2016	116	
Quarter ending June 2016	130	↑
Quarter ending September 2016	130	→
Quarter ending December 2016	141	↑
Quarter ending March 2017	135	↓
Variance since March 2016	16.4%	↑



ACTIVITY



Month	Adjusted Scheduled Activity (UDA)	
	2016	2017
April	0	0
May	0	0
June	0	53
July	0	56
August	0	127
September	41	139
October	46	172
November	69	175
December	75	205
January	129	208
February	155	178
March	155	165
April	165	
May	165	
June	165	

QUALITY

	Quantity	Base Number	Contract	AT	Region	England
% of FP17s for the same patient ID Re-attending within 3 months - Children	0	0	N/A	10.0%	12.0%	12.3%
% of FP17s for the same patient ID Re-attending within 3 months - Adults	0	79	0.0%	15.4%	16.0%	16.7%
% of FP17s for the same patient ID Re-attending between 3 & 9 months - Children	0	0	N/A	51.1%	58.8%	57.6%
% of FP17s for the same patient ID Re-attending between 3 & 9 months - Adults	1	79	1.3%	46.4%	51.2%	50.1%
% of FP17s for Band 1 Urgent Courses	0	75	0.0%	8.1%	8.0%	9.1%
% of FP17s Relating to Free Repair or Replacements	0	75	0.0%	0.7%	0.8%	0.8%
% of FP17s Relating to Continuations	0	75	0.0%	0.9%	1.2%	1.2%
% of Patients satisfied with the dentistry they have received	0	0	N/A	92.1%	92.7%	92.8%
% of Patients satisfied with the time they had to wait for an appointment	0	0	N/A	90.3%	89.1%	88.7%

* This is based on patients treated on this contract for their most recent course of treatment. Figures in italics indicate the base number of FP17s or Patient Questionnaire responses are less than 100. N/A is shown where the base number of responses is less than 10 during the period. % is calculated as Quantity/Base number*100

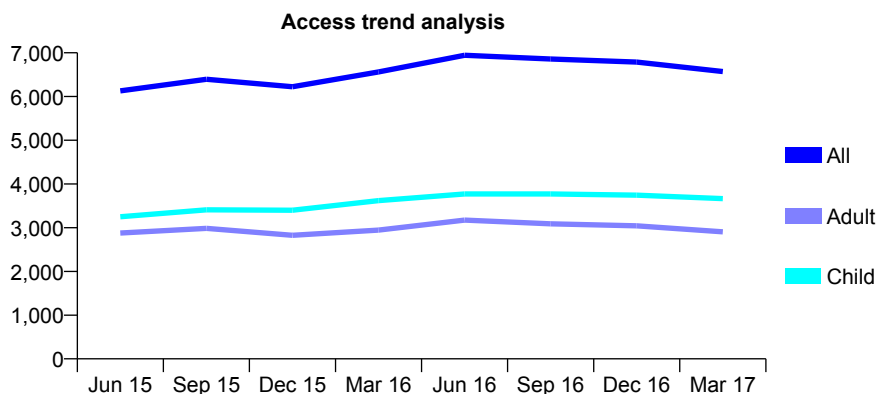
Q54 - Vital Signs At a Glance Contract Report for 328944/0002 - March 2017

Name or company name	MR P TANGRI
Contract type name	GDS Contract
Purpose of contract	General and Orthodontic
Contract start date	01/04/2006
Contract end date	

16/17 Contracted general activity (UDA)	14,197
Carry forward general activity (UDA)	-56
16/17 Contracted orthodontic activity (UOA)	22
Carry forward orthodontic activity (UOA)	0
Baseline contract value	£324,912.34

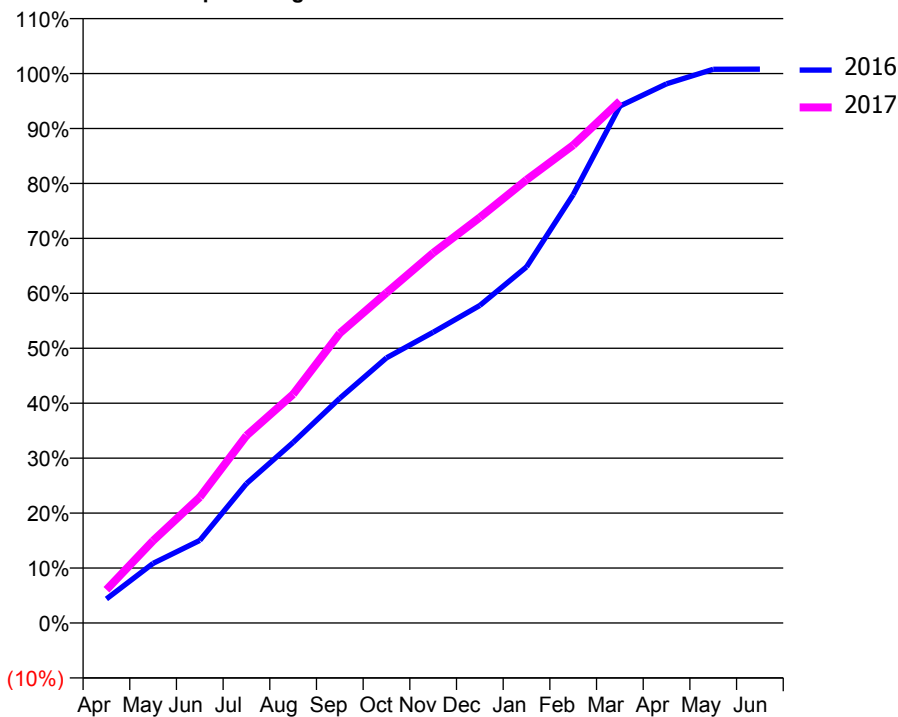
ACCESS*

Patients seen in 24 months	Total	Change since previous quarter
Quarter ending March 2016	6,563	
Quarter ending June 2016	6,944	↑
Quarter ending September 2016	6,859	↓
Quarter ending December 2016	6,787	↓
Quarter ending March 2017	6,570	↓
Variance since March 2016	0.1%	→



ACTIVITY

Cumulative percentage of contracted UDA delivered 2016 & 2017



Month	Adjusted Scheduled Activity (UDA)	
	2016	2017
April	622	859
May	1,541	2,128
June	2,133	3,252
July	3,603	4,841
August	4,668	5,910
September	5,807	7,487
October	6,851	8,532
November	7,512	9,563
December	8,205	10,478
January	9,199	11,449
February	11,068	12,345
March	13,354	13,483
April	13,931	
May	14,306	
June	14,309	

QUALITY

	Quantity	Base Number	Contract	AT	Region	England
% of FP17s for the same patient ID Re-attending within 3 months - Children	577	5,487	10.5%	10.0%	12.0%	12.3%
% of FP17s for the same patient ID Re-attending within 3 months - Adults	297	3,262	9.1%	15.4%	16.0%	16.7%
% of FP17s for the same patient ID Re-attending between 3 & 9 months - Children	2,057	5,487	37.5%	51.1%	58.8%	57.6%
% of FP17s for the same patient ID Re-attending between 3 & 9 months - Adults	245	3,262	7.5%	46.4%	51.2%	50.1%
% of FP17s for Band 1 Urgent Courses	3,712	8,322	44.6%	8.1%	8.0%	9.1%
% of FP17s Relating to Free Repair or Replacements	9	8,322	0.1%	0.7%	0.8%	0.8%
% of FP17s Relating to Continuations	4	8,322	0.0%	0.9%	1.2%	1.2%
% of Patients satisfied with the dentistry they have received	2	3	N/A	92.1%	92.7%	92.8%
% of Patients satisfied with the time they had to wait for an appointment	2	3	N/A	90.3%	89.1%	88.7%

* This is based on patients treated on this contract for their most recent course of treatment. Figures in italics indicate the base number of FP17s or Patient Questionnaire responses are less than 100. N/A is shown where the base number of responses is less than 10 during the period. % is calculated as Quantity/Base number*100

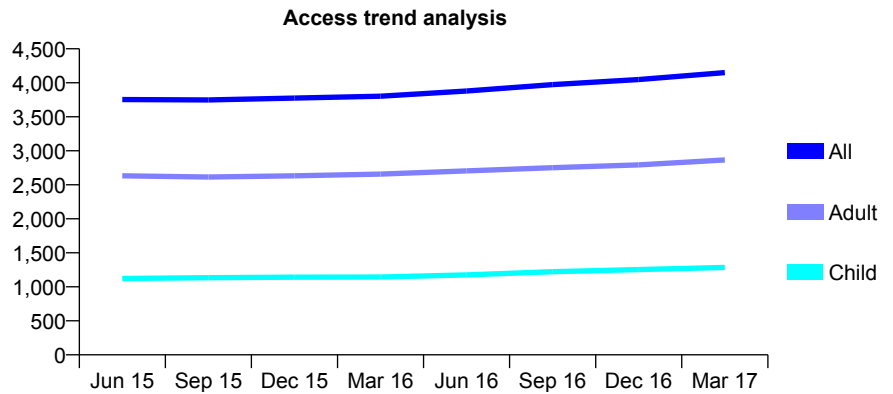
Q54 - Vital Signs At a Glance Contract Report for 330485/0002 - March 2017

Name or company name	MR I AZMAT
Contract type name	GDS Contract
Purpose of contract	General
Contract start date	01/04/2006
Contract end date	

16/17 Contracted general activity (UDA)	10,775
Carry forward general activity (UDA)	345
16/17 Contracted orthodontic activity (UOA)	0
Carry forward orthodontic activity (UOA)	0
Baseline contract value	£223,971.29

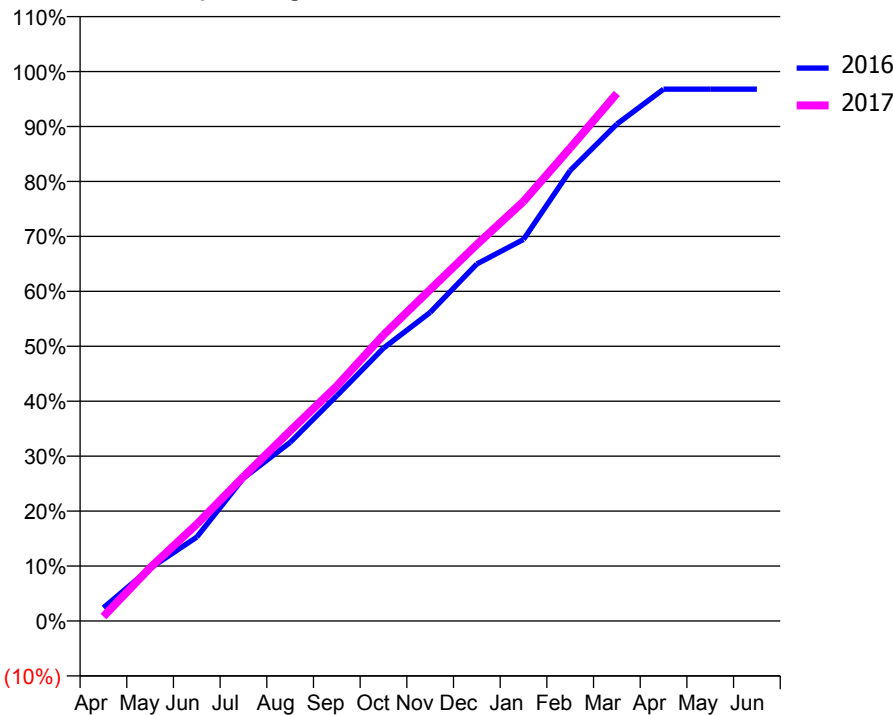
ACCESS*

Patients seen in 24 months	Total	Change since previous quarter
Quarter ending March 2016	3,802	
Quarter ending June 2016	3,880	↑
Quarter ending September 2016	3,973	↑
Quarter ending December 2016	4,048	→
Quarter ending March 2017	4,150	↑
Variance since March 2016	9.2%	↑



ACTIVITY

Cumulative percentage of contracted UDA delivered 2016 & 2017



Month	Adjusted Scheduled Activity (UDA)	
	2016	2017
April	261	86
May	1,035	1,045
June	1,646	1,900
July	2,803	2,830
August	3,501	3,728
September	4,419	4,609
October	5,350	5,610
November	6,053	6,498
December	7,001	7,383
January	7,482	8,228
February	8,833	9,275
March	9,743	10,347
April	10,429	
May	10,430	
June	10,430	

QUALITY

	Quantity	Base Number	Contract	AT	Region	England
% of FP17s for the same patient ID Re-attending within 3 months - Children	131	1,489	8.8%	10.0%	12.0%	12.3%
% of FP17s for the same patient ID Re-attending within 3 months - Adults	626	3,506	17.9%	15.4%	16.0%	16.7%
% of FP17s for the same patient ID Re-attending between 3 & 9 months - Children	408	1,489	27.4%	51.1%	58.8%	57.6%
% of FP17s for the same patient ID Re-attending between 3 & 9 months - Adults	1,101	3,506	31.4%	46.4%	51.2%	50.1%
% of FP17s for Band 1 Urgent Courses	728	4,765	15.3%	8.1%	8.0%	9.1%
% of FP17s Relating to Free Repair or Replacements	6	4,765	0.1%	0.7%	0.8%	0.8%
% of FP17s Relating to Continuations	23	4,765	0.5%	0.9%	1.2%	1.2%
% of Patients satisfied with the dentistry they have received	1	1	N/A	92.1%	92.7%	92.8%
% of Patients satisfied with the time they had to wait for an appointment	1	1	N/A	90.3%	89.1%	88.7%

* This is based on patients treated on this contract for their most recent course of treatment. Figures in italics indicate the base number of FP17s or Patient Questionnaire responses are less than 100. N/A is shown where the base number of responses is less than 10 during the period. % is calculated as Quantity/Base number*100

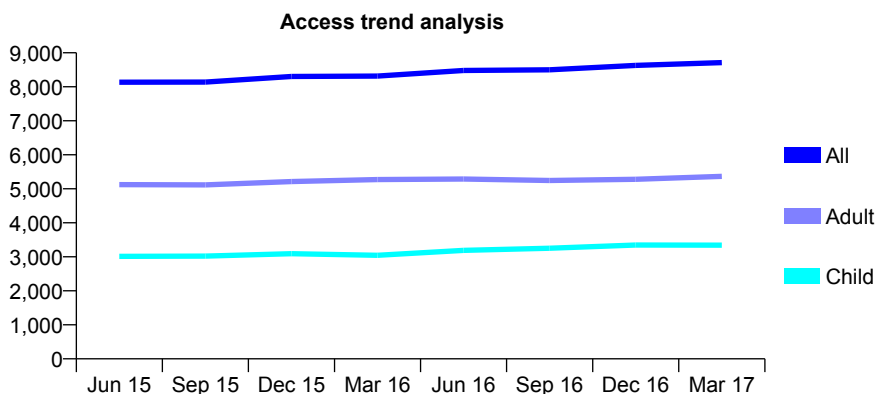
Q54 - Vital Signs At a Glance Contract Report for 330485/0003 - March 2017

Name or company name	MR I AZMAT
Contract type name	GDS Contract
Purpose of contract	General
Contract start date	01/04/2006
Contract end date	

16/17 Contracted general activity (UDA)	24,125
Carry forward general activity (UDA)	799
16/17 Contracted orthodontic activity (UOA)	0
Carry forward orthodontic activity (UOA)	0
Baseline contract value	£493,925.13

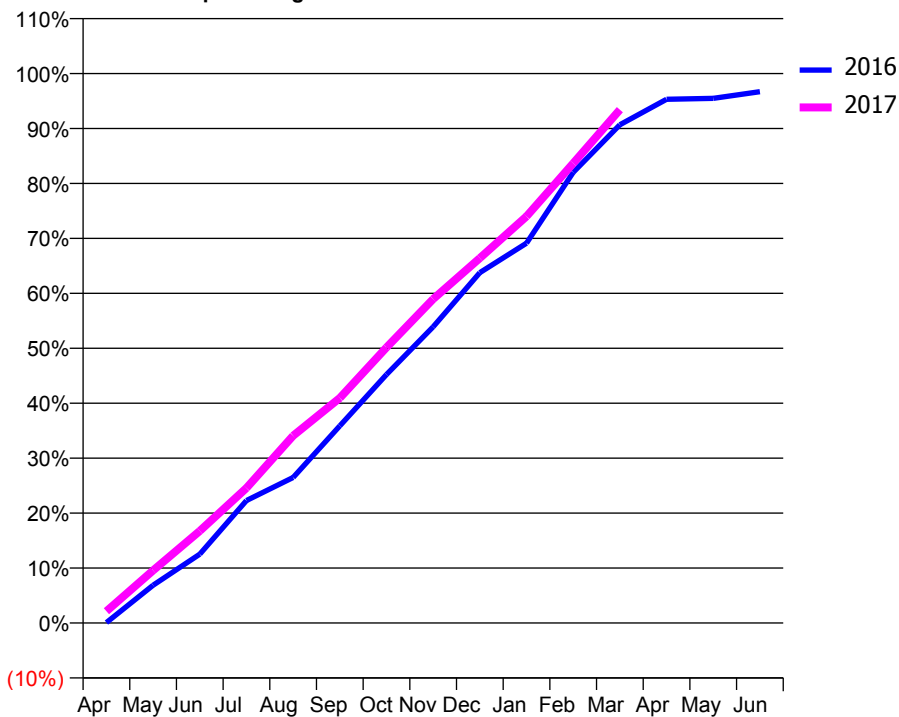
ACCESS*

Patients seen in 24 months	Total	Change since previous quarter
Quarter ending March 2016	8,316	
Quarter ending June 2016	8,479	→
Quarter ending September 2016	8,501	→
Quarter ending December 2016	8,628	→
Quarter ending March 2017	8,711	→
Variance since March 2016	4.7%	↑



ACTIVITY

Cumulative percentage of contracted UDA delivered 2016 & 2017



Month	Adjusted Scheduled Activity (UDA)	
	2016	2017
April	23	517
May	1,659	2,309
June	3,026	4,045
July	5,375	5,925
August	6,392	8,220
September	8,657	9,880
October	10,909	12,097
November	13,003	14,222
December	15,383	16,018
January	16,677	17,853
February	19,784	20,182
March	21,875	22,536
April	22,990	
May	23,031	
June	23,325	

QUALITY

	Quantity	Base Number	Contract	AT	Region	England
% of FP17s for the same patient ID Re-attending within 3 months - Children	304	3,697	8.2%	10.0%	12.0%	12.3%
% of FP17s for the same patient ID Re-attending within 3 months - Adults	822	5,453	15.1%	15.4%	16.0%	16.7%
% of FP17s for the same patient ID Re-attending between 3 & 9 months - Children	1,188	3,697	32.1%	51.1%	58.8%	57.6%
% of FP17s for the same patient ID Re-attending between 3 & 9 months - Adults	1,615	5,453	29.6%	46.4%	51.2%	50.1%
% of FP17s for Band 1 Urgent Courses	706	8,724	8.1%	8.1%	8.0%	9.1%
% of FP17s Relating to Free Repair or Replacements	6	8,724	0.1%	0.7%	0.8%	0.8%
% of FP17s Relating to Continuations	34	8,724	0.4%	0.9%	1.2%	1.2%
% of Patients satisfied with the dentistry they have received	3	4	N/A	92.1%	92.7%	92.8%
% of Patients satisfied with the time they had to wait for an appointment	4	4	N/A	90.3%	89.1%	88.7%

* This is based on patients treated on this contract for their most recent course of treatment. Figures in italics indicate the base number of FP17s or Patient Questionnaire responses are less than 100. N/A is shown where the base number of responses is less than 10 during the period. % is calculated as Quantity/Base number*100

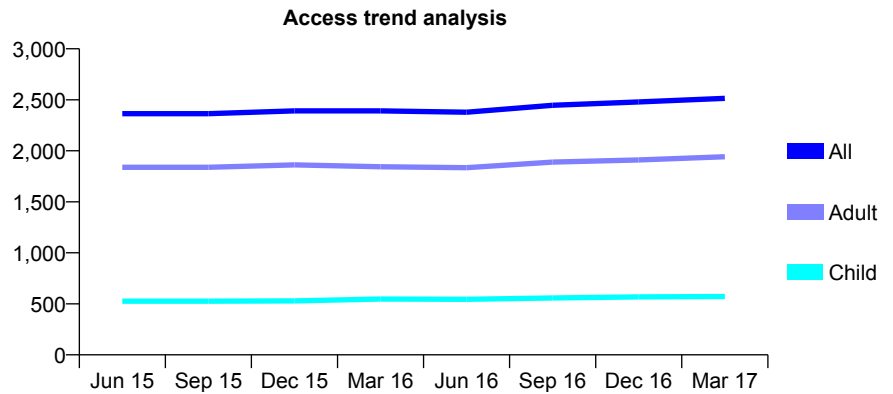
Q54 - Vital Signs At a Glance Contract Report for 330485/0004 - March 2017

Name or company name	MR I AZMAT
Contract type name	GDS Contract
Purpose of contract	General
Contract start date	01/04/2006
Contract end date	

16/17 Contracted general activity (UDA)	7,740
Carry forward general activity (UDA)	34
16/17 Contracted orthodontic activity (UOA)	0
Carry forward orthodontic activity (UOA)	0
Baseline contract value	£149,532.82

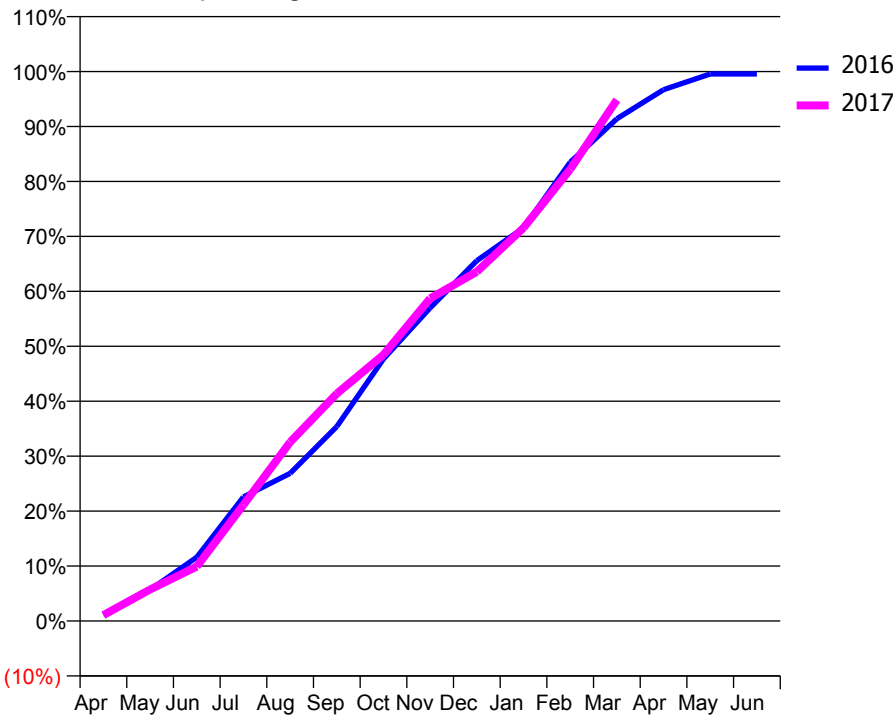
ACCESS*

Patients seen in 24 months	Total	Change since previous quarter
Quarter ending March 2016	2,391	
Quarter ending June 2016	2,379	→
Quarter ending September 2016	2,446	↑
Quarter ending December 2016	2,479	→
Quarter ending March 2017	2,514	→
Variance since March 2016	5.1%	↑



ACTIVITY

Cumulative percentage of contracted UDA delivered 2016 & 2017



Month	Adjusted Scheduled Activity (UDA)	
	2016	2017
April	87	84
May	440	444
June	900	767
July	1,747	1,637
August	2,081	2,519
September	2,740	3,203
October	3,691	3,750
November	4,411	4,544
December	5,076	4,920
January	5,537	5,538
February	6,463	6,362
March	7,074	7,340
April	7,484	
May	7,706	
June	7,706	

QUALITY

	Quantity	Base Number	Contract	AT	Region	England
% of FP17s for the same patient ID Re-attending within 3 months - Children	31	719	4.3%	10.0%	12.0%	12.3%
% of FP17s for the same patient ID Re-attending within 3 months - Adults	205	2,239	9.2%	15.4%	16.0%	16.7%
% of FP17s for the same patient ID Re-attending between 3 & 9 months - Children	334	719	46.5%	51.1%	58.8%	57.6%
% of FP17s for the same patient ID Re-attending between 3 & 9 months - Adults	1,103	2,239	49.3%	46.4%	51.2%	50.1%
% of FP17s for Band 1 Urgent Courses	122	2,776	4.4%	8.1%	8.0%	9.1%
% of FP17s Relating to Free Repair or Replacements	29	2,776	1.0%	0.7%	0.8%	0.8%
% of FP17s Relating to Continuations	46	2,776	1.7%	0.9%	1.2%	1.2%
% of Patients satisfied with the dentistry they have received	0	0	N/A	92.1%	92.7%	92.8%
% of Patients satisfied with the time they had to wait for an appointment	0	0	N/A	90.3%	89.1%	88.7%

* This is based on patients treated on this contract for their most recent course of treatment. Figures in italics indicate the base number of FP17s or Patient Questionnaire responses are less than 100. N/A is shown where the base number of responses is less than 10 during the period. % is calculated as Quantity/Base number*100

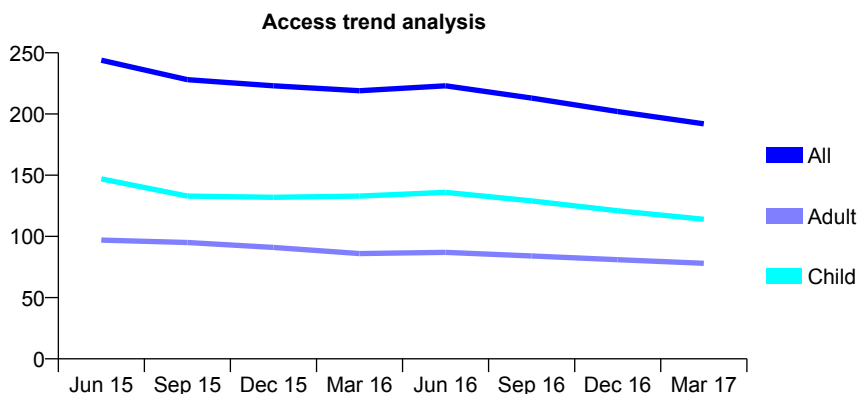
Q54 - Vital Signs At a Glance Contract Report for 331902/0001 - March 2017

Name or company name	MR MA PLUMB
Contract type name	GDS Contract
Purpose of contract	General and Orthodontic
Contract start date	01/04/2006
Contract end date	

16/17 Contracted general activity (UDA)	500
Carry forward general activity (UDA)	0
16/17 Contracted orthodontic activity (UOA)	897
Carry forward orthodontic activity (UOA)	0
Baseline contract value	£72,159.25

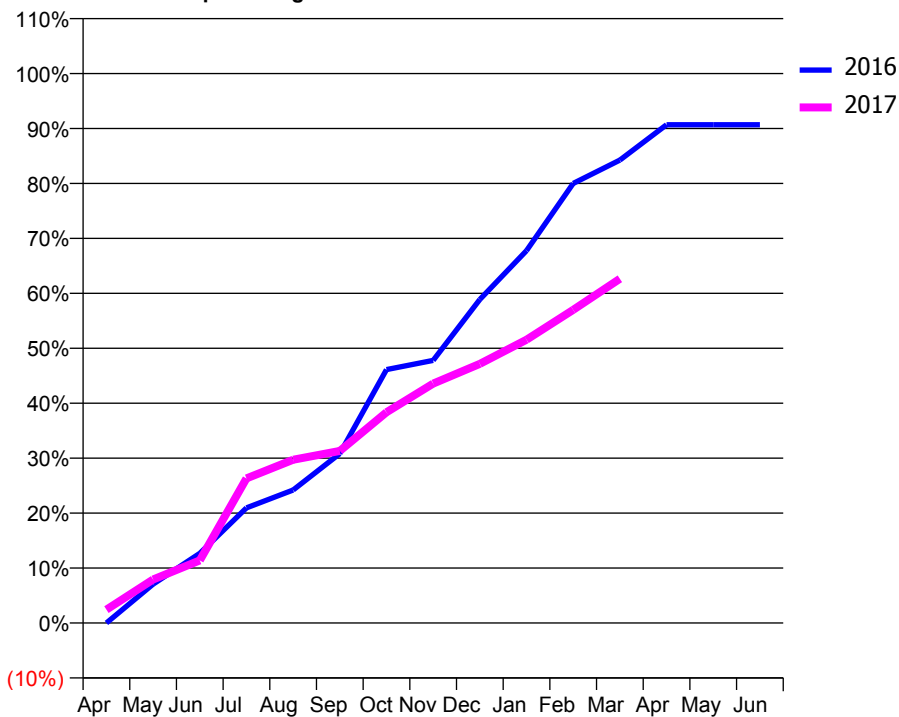
ACCESS*

Patients seen in 24 months	Total	Change since previous quarter
Quarter ending March 2016	219	
Quarter ending June 2016	223	→
Quarter ending September 2016	213	↓
Quarter ending December 2016	202	↓
Quarter ending March 2017	192	↓
Variance since March 2016	(12.3%)	↓



ACTIVITY

Cumulative percentage of contracted UDA delivered 2016 & 2017



Adjusted Scheduled Activity (UDA)

Month	2016	2017
April	0	12
May	35	40
June	63	57
July	105	132
August	121	149
September	154	157
October	231	192
November	239	218
December	294	236
January	339	258
February	400	285
March	421	313
April	453	
May	453	
June	453	

QUALITY

	Quantity	Base Number	Contract	AT	Region	England
% of FP17s for the same patient ID Re-attending within 3 months - Children	13	260	5.0%	10.0%	12.0%	12.3%
% of FP17s for the same patient ID Re-attending within 3 months - Adults	6	75	8.0%	15.4%	16.0%	16.7%
% of FP17s for the same patient ID Re-attending between 3 & 9 months - Children	114	260	43.8%	51.1%	58.8%	57.6%
% of FP17s for the same patient ID Re-attending between 3 & 9 months - Adults	47	75	62.7%	46.4%	51.2%	50.1%
% of FP17s for Band 1 Urgent Courses	11	227	4.8%	8.1%	8.0%	9.1%
% of FP17s Relating to Free Repair or Replacements	1	227	0.4%	0.7%	0.8%	0.8%
% of FP17s Relating to Continuations	0	227	0.0%	0.9%	1.2%	1.2%
% of Patients satisfied with the dentistry they have received	0	0	N/A	92.1%	92.7%	92.8%
% of Patients satisfied with the time they had to wait for an appointment	0	0	N/A	90.3%	89.1%	88.7%

* This is based on patients treated on this contract for their most recent course of treatment. Figures in italics indicate the base number of FP17s or Patient Questionnaire responses are less than 100. N/A is shown where the base number of responses is less than 10 during the period. % is calculated as Quantity/Base number*100

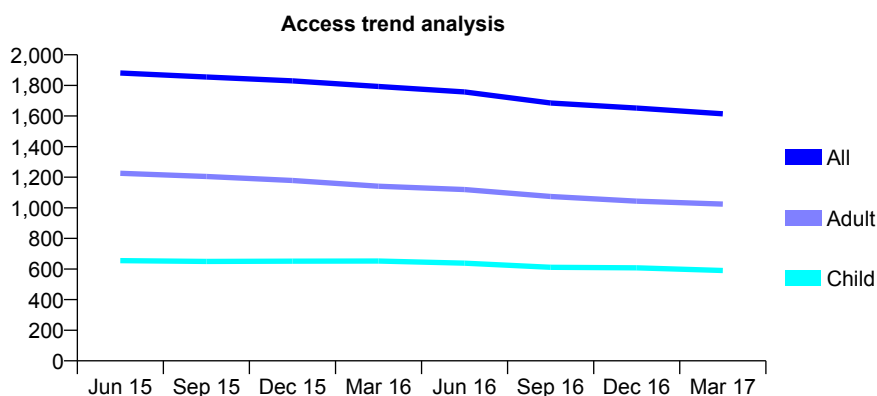
Q54 - Vital Signs At a Glance Contract Report for 332089/0001 - March 2017

Name or company name	MR C BULLARD
Contract type name	GDS Contract
Purpose of contract	General
Contract start date	01/04/2006
Contract end date	

16/17 Contracted general activity (UDA)	6,250
Carry forward general activity (UDA)	199
16/17 Contracted orthodontic activity (UOA)	0
Carry forward orthodontic activity (UOA)	0
Baseline contract value	£153,741.02

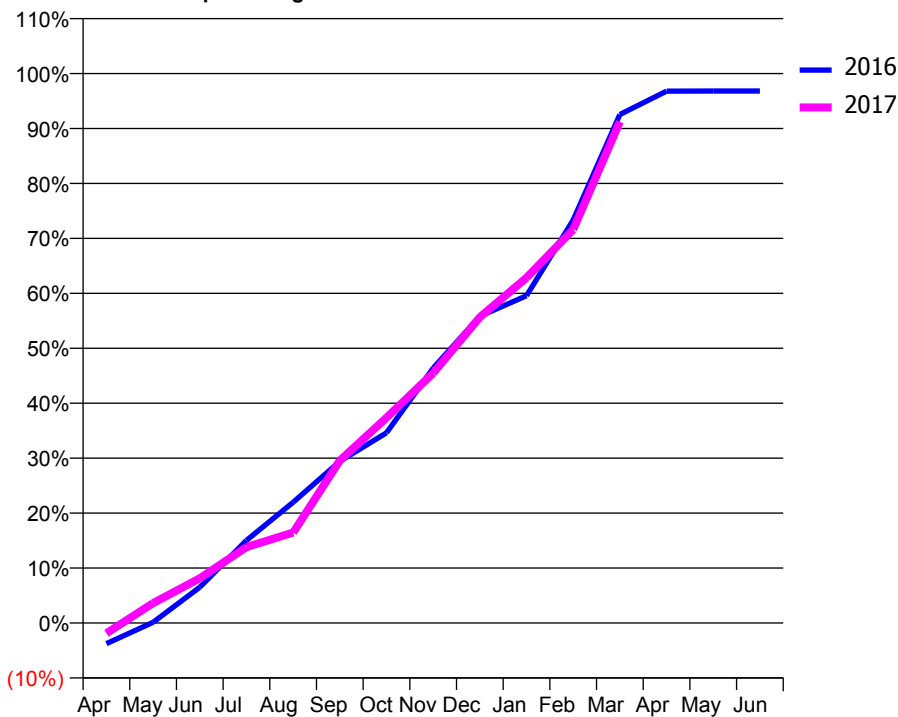
ACCESS*

Patients seen in 24 months	Total	Change since previous quarter
Quarter ending March 2016	1,793	
Quarter ending June 2016	1,757	↓
Quarter ending September 2016	1,685	↓
Quarter ending December 2016	1,652	↓
Quarter ending March 2017	1,614	↓
Variance since March 2016	(10.0%)	↓



ACTIVITY

Cumulative percentage of contracted UDA delivered 2016 & 2017



Adjusted Scheduled Activity (UDA)

Month	2016	2017
April	-236	-117
May	8	227
June	407	509
July	940	864
August	1,373	1,028
September	1,839	1,849
October	2,164	2,336
November	2,899	2,843
December	3,490	3,478
January	3,723	3,928
February	4,584	4,475
March	5,784	5,702
April	6,050	
May	6,051	
June	6,051	

QUALITY

	Quantity	Base Number	Contract	AT	Region	England
% of FP17s for the same patient ID Re-attending within 3 months - Children	99	1,070	9.3%	10.0%	12.0%	12.3%
% of FP17s for the same patient ID Re-attending within 3 months - Adults	208	1,375	15.1%	15.4%	16.0%	16.7%
% of FP17s for the same patient ID Re-attending between 3 & 9 months - Children	703	1,070	65.7%	51.1%	58.8%	57.6%
% of FP17s for the same patient ID Re-attending between 3 & 9 months - Adults	817	1,375	59.4%	46.4%	51.2%	50.1%
% of FP17s for Band 1 Urgent Courses	141	2,317	6.1%	8.1%	8.0%	9.1%
% of FP17s Relating to Free Repair or Replacements	5	2,317	0.2%	0.7%	0.8%	0.8%
% of FP17s Relating to Continuations	7	2,317	0.3%	0.9%	1.2%	1.2%
% of Patients satisfied with the dentistry they have received	1	1	N/A	92.1%	92.7%	92.8%
% of Patients satisfied with the time they had to wait for an appointment	1	1	N/A	90.3%	89.1%	88.7%

* This is based on patients treated on this contract for their most recent course of treatment. Figures in italics indicate the base number of FP17s or Patient Questionnaire responses are less than 100. N/A is shown where the base number of responses is less than 10 during the period. % is calculated as Quantity/Base number*100

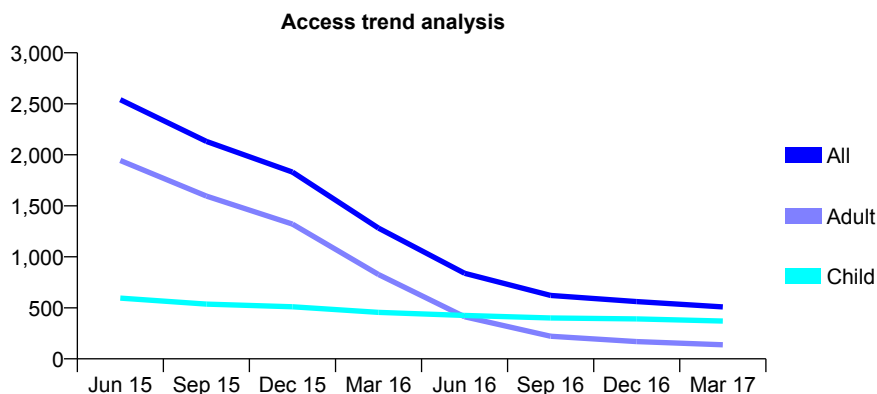
Q54 - Vital Signs At a Glance Contract Report for 334553/0001 - March 2017

Name or company name	MR AF MURPHY
Contract type name	GDS Contract
Purpose of contract	General
Contract start date	01/04/2008
Contract end date	

16/17 Contracted general activity (UDA)	2,000
Carry forward general activity (UDA)	0
16/17 Contracted orthodontic activity (UOA)	0
Carry forward orthodontic activity (UOA)	0
Baseline contract value	£49,351.08

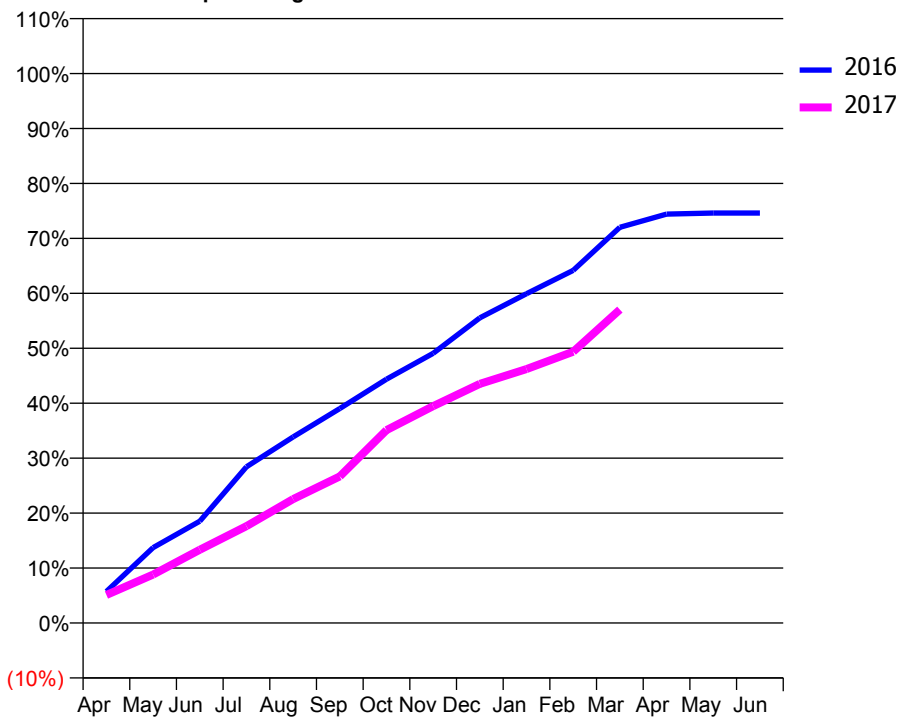
ACCESS*

Patients seen in 24 months	Total	Change since previous quarter
Quarter ending March 2016	1,282	
Quarter ending June 2016	839	↓
Quarter ending September 2016	622	↓
Quarter ending December 2016	561	↓
Quarter ending March 2017	509	↓
Variance since March 2016	(60.3%)	↓



ACTIVITY

Cumulative percentage of contracted UDA delivered 2016 & 2017



Month	Adjusted Scheduled Activity (UDA)	
	2016	2017
April	115	102
May	275	176
June	370	267
July	569	352
August	677	451
September	781	534
October	888	702
November	982	789
December	1,111	870
January	1,199	924
February	1,284	988
March	1,440	1,141
April	1,488	
May	1,492	
June	1,492	

QUALITY

	Quantity	Base Number	Contract	AT	Region	England
% of FP17s for the same patient ID Re-attending within 3 months - Children	77	652	11.8%	10.0%	12.0%	12.3%
% of FP17s for the same patient ID Re-attending within 3 months - Adults	18	115	15.7%	15.4%	16.0%	16.7%
% of FP17s for the same patient ID Re-attending between 3 & 9 months - Children	443	652	67.9%	51.1%	58.8%	57.6%
% of FP17s for the same patient ID Re-attending between 3 & 9 months - Adults	58	115	50.4%	46.4%	51.2%	50.1%
% of FP17s for Band 1 Urgent Courses	25	729	3.4%	8.1%	8.0%	9.1%
% of FP17s Relating to Free Repair or Replacements	0	729	0.0%	0.7%	0.8%	0.8%
% of FP17s Relating to Continuations	0	729	0.0%	0.9%	1.2%	1.2%
% of Patients satisfied with the dentistry they have received	0	0	N/A	92.1%	92.7%	92.8%
% of Patients satisfied with the time they had to wait for an appointment	0	0	N/A	90.3%	89.1%	88.7%

* This is based on patients treated on this contract for their most recent course of treatment. Figures in italics indicate the base number of FP17s or Patient Questionnaire responses are less than 100. N/A is shown where the base number of responses is less than 10 during the period. % is calculated as Quantity/Base number*100

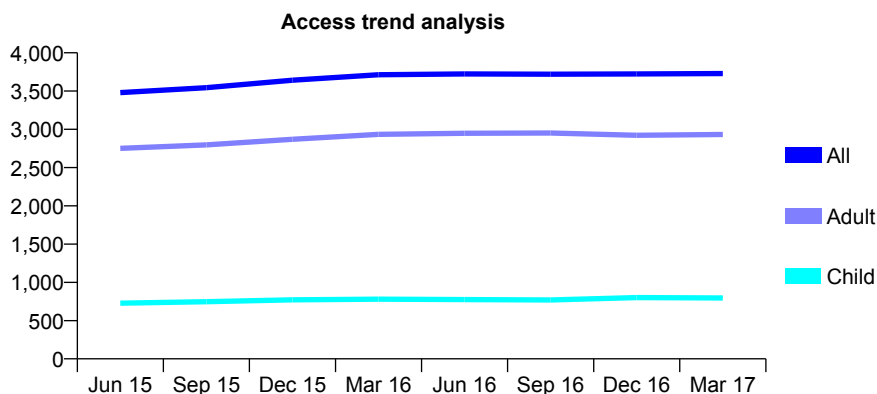
Q54 - Vital Signs At a Glance Contract Report for 335673/0001 - March 2017

Name or company name	MR RS KUDHAIL
Contract type name	PDS Contract
Purpose of contract	General
Contract start date	01/04/2006
Contract end date	31/03/2021

16/17 Contracted general activity (UDA)	12,902
Carry forward general activity (UDA)	65
16/17 Contracted orthodontic activity (UOA)	0
Carry forward orthodontic activity (UOA)	0
Baseline contract value	£375,136.66

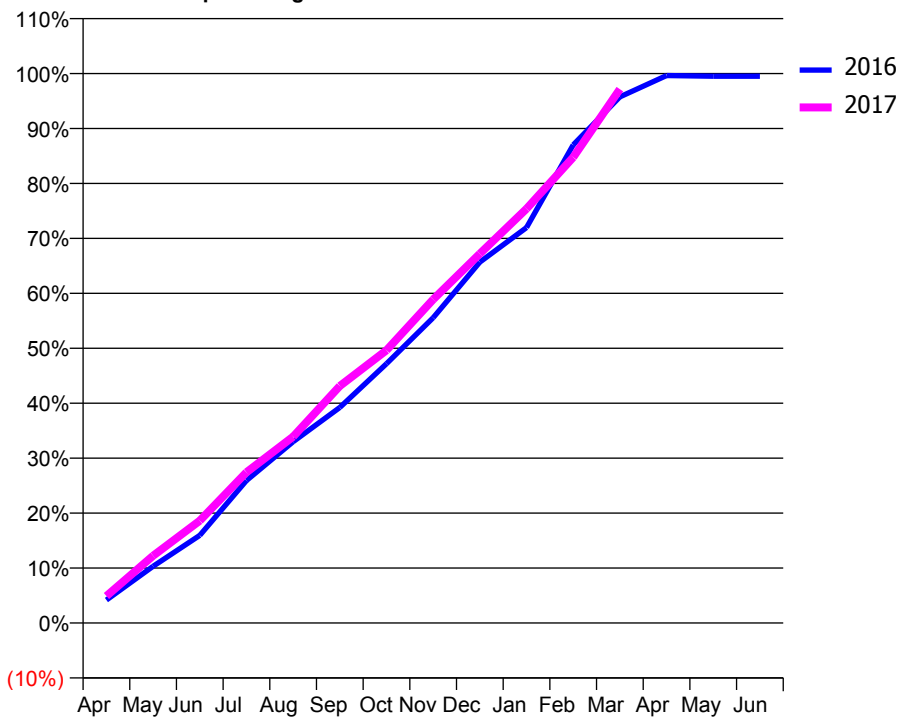
ACCESS*

Patients seen in 24 months	Total	Change since previous quarter
Quarter ending March 2016	3,714	
Quarter ending June 2016	3,724	→
Quarter ending September 2016	3,721	→
Quarter ending December 2016	3,723	→
Quarter ending March 2017	3,729	→
Variance since March 2016	0.4%	→



ACTIVITY

Cumulative percentage of contracted UDA delivered 2016 & 2017



Month	Adjusted Scheduled Activity (UDA)	
	2016	2017
April	540	634
May	1,331	1,579
June	2,060	2,404
July	3,345	3,541
August	4,255	4,375
September	5,060	5,566
October	6,087	6,405
November	7,167	7,597
December	8,472	8,673
January	9,283	9,726
February	11,227	10,935
March	12,354	12,536
April	12,854	
May	12,839	
June	12,837	

QUALITY

	Quantity	Base Number	Contract	AT	Region	England
% of FP17s for the same patient ID Re-attending within 3 months - Children	86	1,228	7.0%	10.0%	12.0%	12.3%
% of FP17s for the same patient ID Re-attending within 3 months - Adults	501	4,187	12.0%	15.4%	16.0%	16.7%
% of FP17s for the same patient ID Re-attending between 3 & 9 months - Children	793	1,228	64.6%	51.1%	58.8%	57.6%
% of FP17s for the same patient ID Re-attending between 3 & 9 months - Adults	2,697	4,187	64.4%	46.4%	51.2%	50.1%
% of FP17s for Band 1 Urgent Courses	274	4,694	5.8%	8.1%	8.0%	9.1%
% of FP17s Relating to Free Repair or Replacements	35	4,694	0.7%	0.7%	0.8%	0.8%
% of FP17s Relating to Continuations	38	4,694	0.8%	0.9%	1.2%	1.2%
% of Patients satisfied with the dentistry they have received	5	6	N/A	92.1%	92.7%	92.8%
% of Patients satisfied with the time they had to wait for an appointment	6	6	N/A	90.3%	89.1%	88.7%

* This is based on patients treated on this contract for their most recent course of treatment. Figures in italics indicate the base number of FP17s or Patient Questionnaire responses are less than 100. N/A is shown where the base number of responses is less than 10 during the period. % is calculated as Quantity/Base number*100

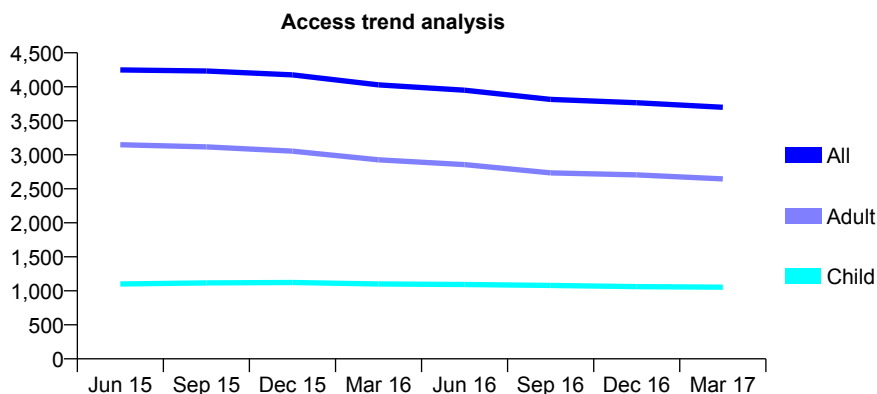
Q54 - Vital Signs At a Glance Contract Report for 336823/0002 - March 2017

Name or company name	MR F SHOJA-ASSADI
Contract type name	GDS Contract
Purpose of contract	General
Contract start date	01/04/2006
Contract end date	

16/17 Contracted general activity (UDA)	14,575
Carry forward general activity (UDA)	312
16/17 Contracted orthodontic activity (UOA)	0
Carry forward orthodontic activity (UOA)	0
Baseline contract value	£375,156.05

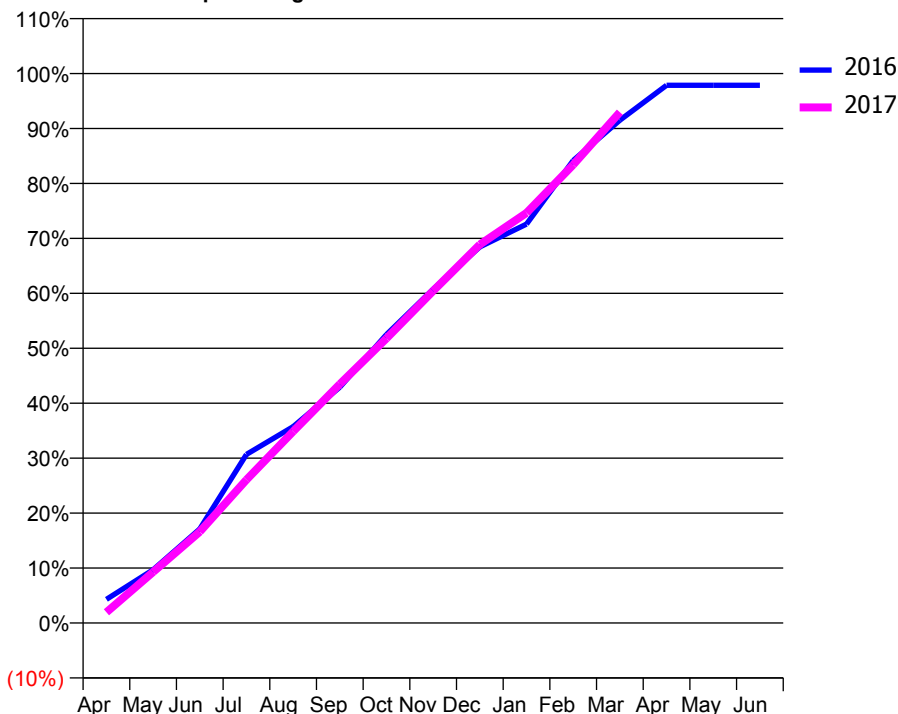
ACCESS*

Patients seen in 24 months	Total	Change since previous quarter
Quarter ending March 2016	4,028	
Quarter ending June 2016	3,950	↓
Quarter ending September 2016	3,814	↓
Quarter ending December 2016	3,766	↓
Quarter ending March 2017	3,699	↓
Variance since March 2016	(8.2%)	↓



ACTIVITY

Cumulative percentage of contracted UDA delivered 2016 & 2017



Month	Adjusted Scheduled Activity (UDA)	
	2016	2017
April	629	283
May	1,414	1,352
June	2,494	2,419
July	4,473	3,801
August	5,208	5,080
September	6,257	6,335
October	7,651	7,549
November	8,856	8,808
December	9,975	10,040
January	10,580	10,877
February	12,269	12,153
March	13,335	13,546
April	14,262	
May	14,263	
June	14,263	

QUALITY

	Quantity	Base Number	Contract	AT	Region	England
% of FP17s for the same patient ID Re-attending within 3 months - Children	96	1,367	7.0%	10.0%	12.0%	12.3%
% of FP17s for the same patient ID Re-attending within 3 months - Adults	512	3,160	16.2%	15.4%	16.0%	16.7%
% of FP17s for the same patient ID Re-attending between 3 & 9 months - Children	718	1,367	52.5%	51.1%	58.8%	57.6%
% of FP17s for the same patient ID Re-attending between 3 & 9 months - Adults	1,501	3,160	47.5%	46.4%	51.2%	50.1%
% of FP17s for Band 1 Urgent Courses	287	4,304	6.7%	8.1%	8.0%	9.1%
% of FP17s Relating to Free Repair or Replacements	65	4,304	1.5%	0.7%	0.8%	0.8%
% of FP17s Relating to Continuations	21	4,304	0.5%	0.9%	1.2%	1.2%
% of Patients satisfied with the dentistry they have received	5	6	N/A	92.1%	92.7%	92.8%
% of Patients satisfied with the time they had to wait for an appointment	3	6	N/A	90.3%	89.1%	88.7%

* This is based on patients treated on this contract for their most recent course of treatment. Figures in italics indicate the base number of FP17s or Patient Questionnaire responses are less than 100. N/A is shown where the base number of responses is less than 10 during the period. % is calculated as Quantity/Base number*100

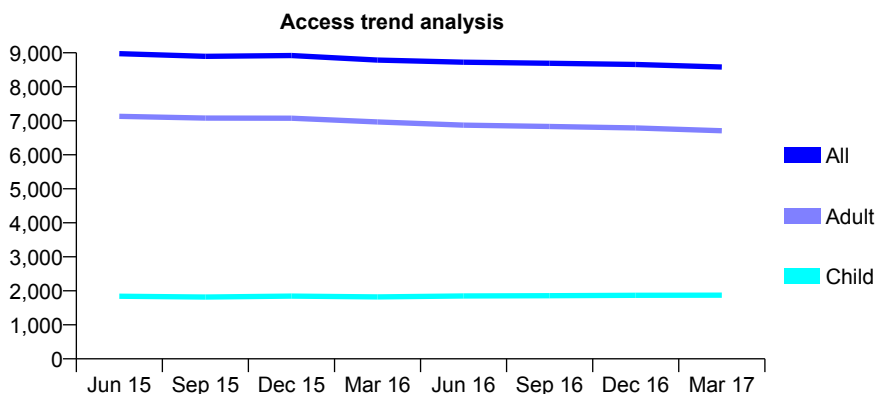
Q54 - Vital Signs At a Glance Contract Report for 339539/0001 - March 2017

Name or company name	MR D BALKRISHNA
Contract type name	GDS Contract
Purpose of contract	General
Contract start date	01/04/2006
Contract end date	

16/17 Contracted general activity (UDA)	26,139
Carry forward general activity (UDA)	320
16/17 Contracted orthodontic activity (UOA)	0
Carry forward orthodontic activity (UOA)	0
Baseline contract value	£644,337.78

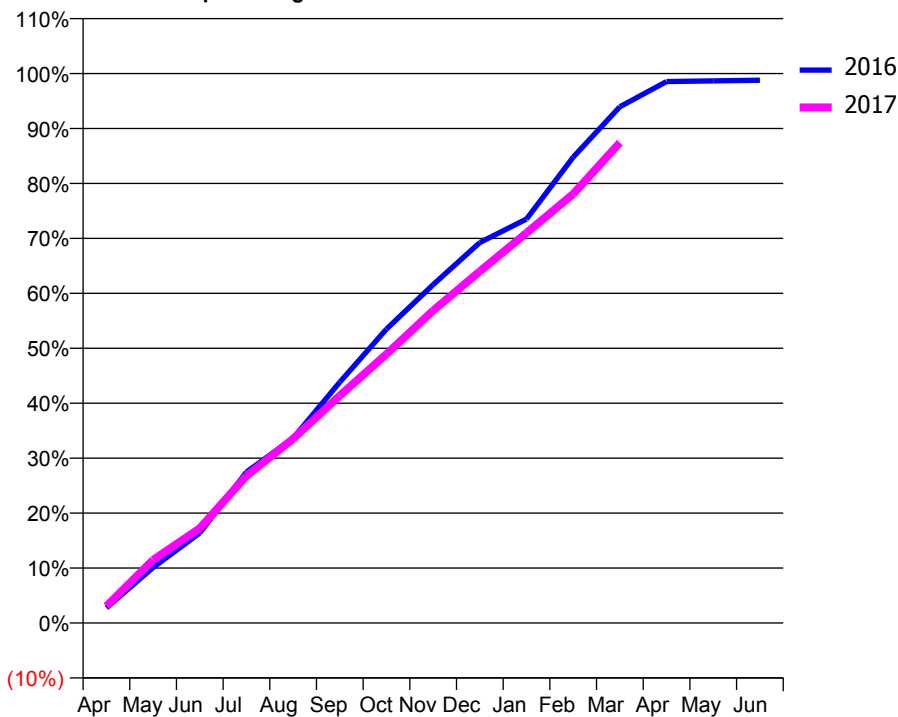
ACCESS*

Patients seen in 24 months	Total	Change since previous quarter
Quarter ending March 2016	8,788	
Quarter ending June 2016	8,722	→
Quarter ending September 2016	8,691	→
Quarter ending December 2016	8,658	→
Quarter ending March 2017	8,581	→
Variance since March 2016	(2.4%)	↓



ACTIVITY

Cumulative percentage of contracted UDA delivered 2016 & 2017



Month	Adjusted Scheduled Activity (UDA)	
	2016	2017
April	722	805
May	2,643	3,004
June	4,283	4,505
July	7,186	6,997
August	8,795	8,764
September	11,457	10,816
October	13,984	12,793
November	16,093	14,863
December	18,099	16,728
January	19,217	18,559
February	22,159	20,411
March	24,561	22,849
April	25,758	
May	25,790	
June	25,818	

QUALITY

	Quantity	Base Number	Contract	AT	Region	England
% of FP17s for the same patient ID Re-attending within 3 months - Children	163	2,655	6.1%	10.0%	12.0%	12.3%
% of FP17s for the same patient ID Re-attending within 3 months - Adults	1,060	8,829	12.0%	15.4%	16.0%	16.7%
% of FP17s for the same patient ID Re-attending between 3 & 9 months - Children	1,579	2,655	59.5%	51.1%	58.8%	57.6%
% of FP17s for the same patient ID Re-attending between 3 & 9 months - Adults	4,993	8,829	56.6%	46.4%	51.2%	50.1%
% of FP17s for Band 1 Urgent Courses	585	10,903	5.4%	8.1%	8.0%	9.1%
% of FP17s Relating to Free Repair or Replacements	108	10,903	1.0%	0.7%	0.8%	0.8%
% of FP17s Relating to Continuations	88	10,903	0.8%	0.9%	1.2%	1.2%
% of Patients satisfied with the dentistry they have received	5	8	N/A	92.1%	92.7%	92.8%
% of Patients satisfied with the time they had to wait for an appointment	6	8	N/A	90.3%	89.1%	88.7%

* This is based on patients treated on this contract for their most recent course of treatment. Figures in italics indicate the base number of FP17s or Patient Questionnaire responses are less than 100. N/A is shown where the base number of responses is less than 10 during the period. % is calculated as Quantity/Base number*100

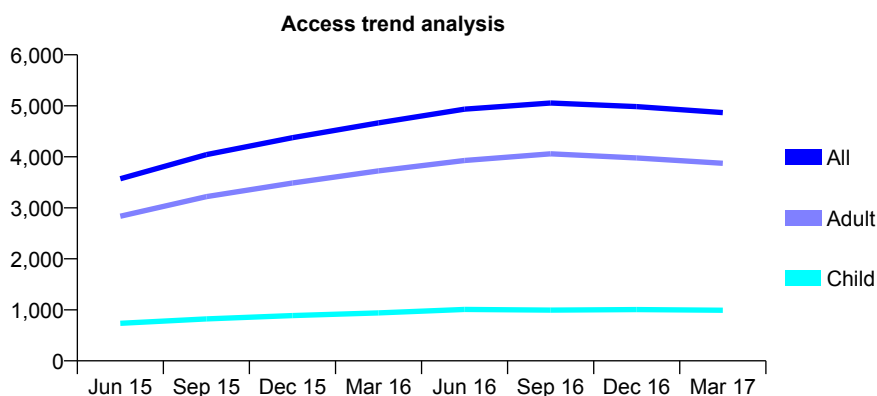
Q54 - Vital Signs At a Glance Contract Report for 345423/0003 - March 2017

Name or company name	MR T MOODLEY
Contract type name	GDS Contract
Purpose of contract	General
Contract start date	01/10/2014
Contract end date	

16/17 Contracted general activity (UDA)	14,085
Carry forward general activity (UDA)	-63
16/17 Contracted orthodontic activity (UOA)	0
Carry forward orthodontic activity (UOA)	0
Baseline contract value	£281,375.36

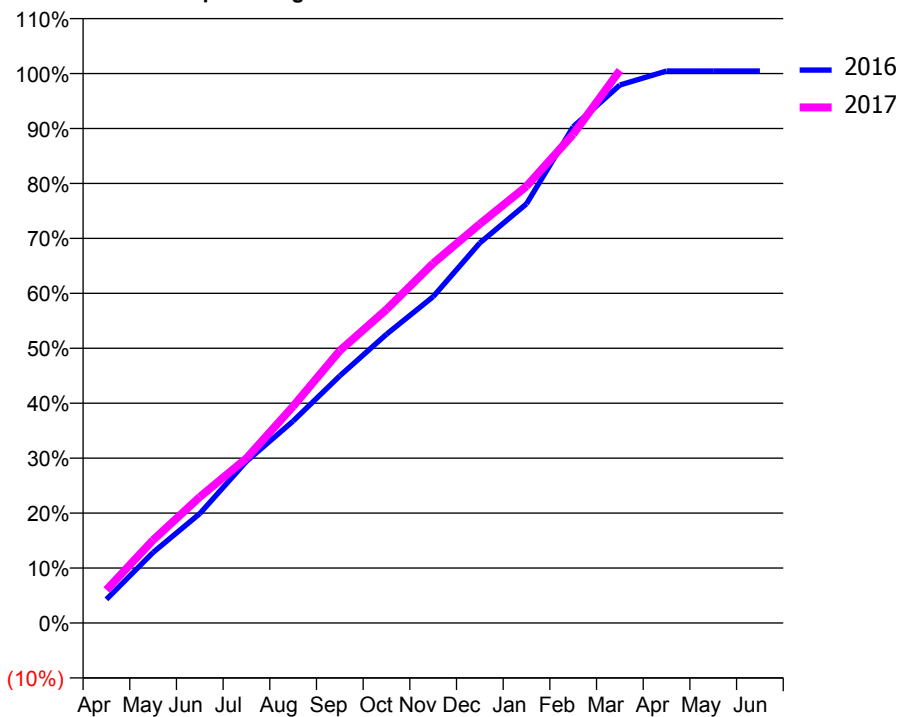
ACCESS*

Patients seen in 24 months	Total	Change since previous quarter
Quarter ending March 2016	4,665	
Quarter ending June 2016	4,935	↑
Quarter ending September 2016	5,055	↑
Quarter ending December 2016	4,985	↓
Quarter ending March 2017	4,866	↓
Variance since March 2016	4.3%	↑



ACTIVITY

Cumulative percentage of contracted UDA delivered 2016 & 2017



Month	Adjusted Scheduled Activity (UDA)	
	2016	2017
April	607	850
May	1,808	2,128
June	2,806	3,231
July	4,143	4,225
August	5,177	5,557
September	6,334	6,981
October	7,402	8,039
November	8,366	9,221
December	9,743	10,229
January	10,744	11,195
February	12,721	12,530
March	13,791	14,165
April	14,147	
May	14,147	
June	14,148	

QUALITY

	Quantity	Base Number	Contract	AT	Region	England
% of FP17s for the same patient ID Re-attending within 3 months - Children	115	1,467	7.8%	10.0%	12.0%	12.3%
% of FP17s for the same patient ID Re-attending within 3 months - Adults	847	5,243	16.2%	15.4%	16.0%	16.7%
% of FP17s for the same patient ID Re-attending between 3 & 9 months - Children	880	1,467	60.0%	51.1%	58.8%	57.6%
% of FP17s for the same patient ID Re-attending between 3 & 9 months - Adults	2,898	5,243	55.3%	46.4%	51.2%	50.1%
% of FP17s for Band 1 Urgent Courses	223	6,102	3.7%	8.1%	8.0%	9.1%
% of FP17s Relating to Free Repair or Replacements	61	6,102	1.0%	0.7%	0.8%	0.8%
% of FP17s Relating to Continuations	204	6,102	3.3%	0.9%	1.2%	1.2%
% of Patients satisfied with the dentistry they have received	6	7	N/A	92.1%	92.7%	92.8%
% of Patients satisfied with the time they had to wait for an appointment	6	7	N/A	90.3%	89.1%	88.7%

* This is based on patients treated on this contract for their most recent course of treatment. Figures in italics indicate the base number of FP17s or Patient Questionnaire responses are less than 100. N/A is shown where the base number of responses is less than 10 during the period. % is calculated as Quantity/Base number*100

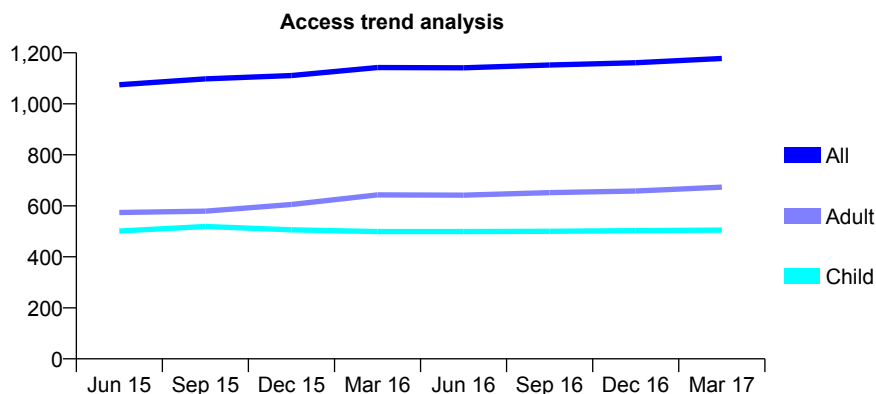
Q54 - Vital Signs At a Glance Contract Report for 345636/0001 - March 2017

Name or company name	MS F FARSHAD
Contract type name	GDS Contract
Purpose of contract	General
Contract start date	01/04/2006
Contract end date	

16/17 Contracted general activity (UDA)	3,655
Carry forward general activity (UDA)	0
16/17 Contracted orthodontic activity (UOA)	0
Carry forward orthodontic activity (UOA)	0
Baseline contract value	£90,722.25

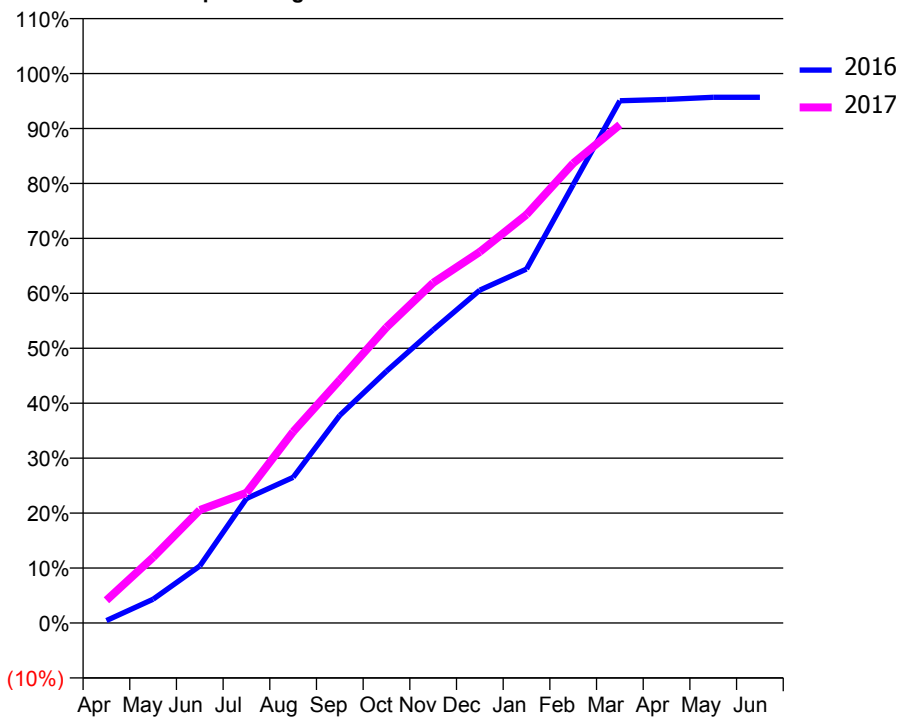
ACCESS*

Patients seen in 24 months	Total	Change since previous quarter
Quarter ending March 2016	1,142	
Quarter ending June 2016	1,141	→
Quarter ending September 2016	1,152	→
Quarter ending December 2016	1,161	→
Quarter ending March 2017	1,178	→
Variance since March 2016	3.2%	↑



ACTIVITY

Cumulative percentage of contracted UDA delivered 2016 & 2017



Month	Adjusted Scheduled Activity (UDA)	
	2016	2017
April	16	151
May	158	437
June	379	751
July	828	866
August	969	1,272
September	1,382	1,618
October	1,675	1,967
November	1,950	2,263
December	2,214	2,469
January	2,355	2,716
February	2,916	3,057
March	3,474	3,314
April	3,482	
May	3,497	
June	3,497	

QUALITY

	Quantity	Base Number	Contract	AT	Region	England
% of FP17s for the same patient ID Re-attending within 3 months - Children	36	716	5.0%	10.0%	12.0%	12.3%
% of FP17s for the same patient ID Re-attending within 3 months - Adults	68	809	8.4%	15.4%	16.0%	16.7%
% of FP17s for the same patient ID Re-attending between 3 & 9 months - Children	428	716	59.8%	51.1%	58.8%	57.6%
% of FP17s for the same patient ID Re-attending between 3 & 9 months - Adults	449	809	55.5%	46.4%	51.2%	50.1%
% of FP17s for Band 1 Urgent Courses	110	1,518	7.2%	8.1%	8.0%	9.1%
% of FP17s Relating to Free Repair or Replacements	3	1,518	0.2%	0.7%	0.8%	0.8%
% of FP17s Relating to Continuations	2	1,518	0.1%	0.9%	1.2%	1.2%
% of Patients satisfied with the dentistry they have received	0	0	N/A	92.1%	92.7%	92.8%
% of Patients satisfied with the time they had to wait for an appointment	0	0	N/A	90.3%	89.1%	88.7%

* This is based on patients treated on this contract for their most recent course of treatment. Figures in italics indicate the base number of FP17s or Patient Questionnaire responses are less than 100. N/A is shown where the base number of responses is less than 10 during the period. % is calculated as Quantity/Base number*100

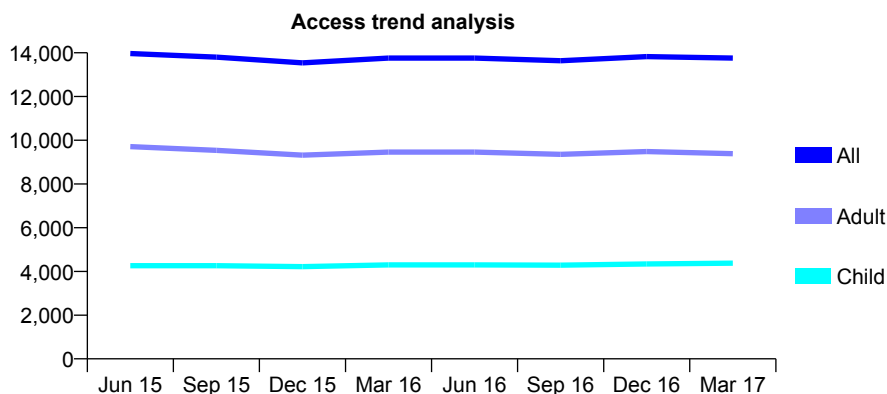
Q54 - Vital Signs At a Glance Contract Report for 345865/0001 - March 2017

Name or company name	MR SI ALI
Contract type name	GDS Contract
Purpose of contract	General
Contract start date	01/04/2006
Contract end date	

16/17 Contracted general activity (UDA)	31,270
Carry forward general activity (UDA)	12
16/17 Contracted orthodontic activity (UOA)	0
Carry forward orthodontic activity (UOA)	0
Baseline contract value	£749,904.04

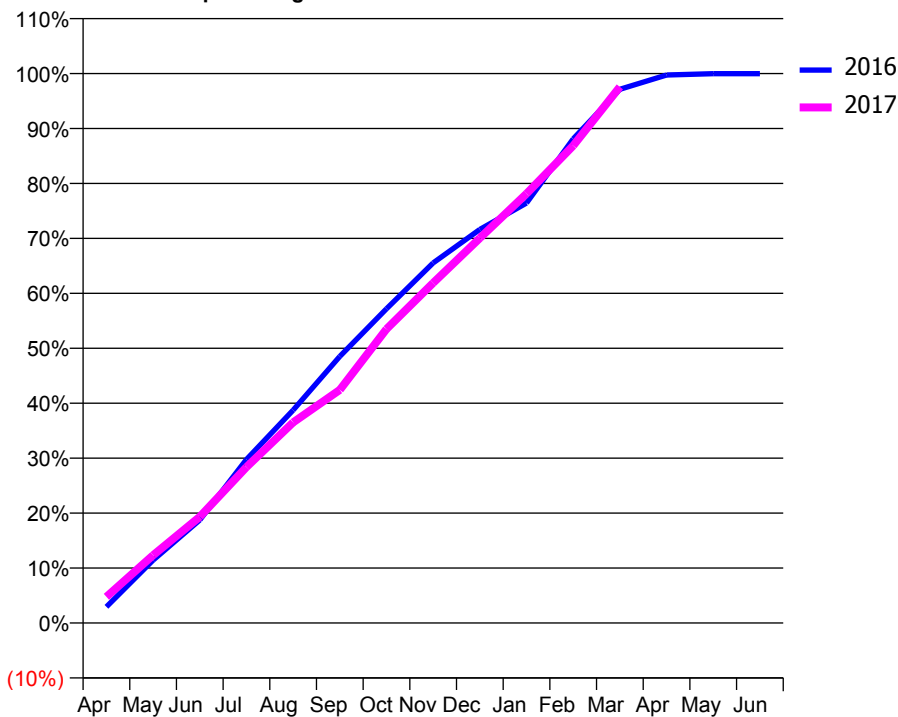
ACCESS*

Patients seen in 24 months	Total	Change since previous quarter
Quarter ending March 2016	13,758	
Quarter ending June 2016	13,758	→
Quarter ending September 2016	13,637	→
Quarter ending December 2016	13,826	→
Quarter ending March 2017	13,759	→
Variance since March 2016	0.0%	→



ACTIVITY

Cumulative percentage of contracted UDA delivered 2016 & 2017



Month	Adjusted Scheduled Activity (UDA)	
	2016	2017
April	920	1,492
May	3,579	3,855
June	5,863	6,046
July	9,310	8,877
August	12,112	11,419
September	15,176	13,267
October	17,879	16,731
November	20,491	19,357
December	22,398	21,902
January	23,898	24,434
February	27,548	27,165
March	30,369	30,510
April	31,183	
May	31,256	
June	31,257	

QUALITY

	Quantity	Base Number	Contract	AT	Region	England
% of FP17s for the same patient ID Re-attending within 3 months - Children	307	5,840	5.3%	10.0%	12.0%	12.3%
% of FP17s for the same patient ID Re-attending within 3 months - Adults	994	10,697	9.3%	15.4%	16.0%	16.7%
% of FP17s for the same patient ID Re-attending between 3 & 9 months - Children	3,022	5,840	51.7%	51.1%	58.8%	57.6%
% of FP17s for the same patient ID Re-attending between 3 & 9 months - Adults	5,224	10,697	48.8%	46.4%	51.2%	50.1%
% of FP17s for Band 1 Urgent Courses	543	14,791	3.7%	8.1%	8.0%	9.1%
% of FP17s Relating to Free Repair or Replacements	112	14,791	0.8%	0.7%	0.8%	0.8%
% of FP17s Relating to Continuations	69	14,791	0.5%	0.9%	1.2%	1.2%
% of Patients satisfied with the dentistry they have received	9	11	81.8%	92.1%	92.7%	92.8%
% of Patients satisfied with the time they had to wait for an appointment	10	11	90.9%	90.3%	89.1%	88.7%

* This is based on patients treated on this contract for their most recent course of treatment. Figures in italics indicate the base number of FP17s or Patient Questionnaire responses are less than 100. N/A is shown where the base number of responses is less than 10 during the period. % is calculated as Quantity/Base number*100

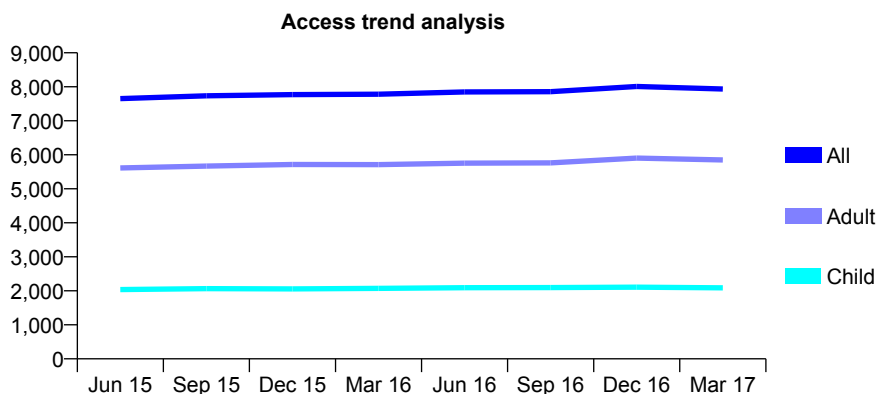
Q54 - Vital Signs At a Glance Contract Report for 345962/0001 - March 2017

Name or company name	MR JS DOSANJH
Contract type name	GDS Contract
Purpose of contract	General
Contract start date	01/04/2006
Contract end date	

16/17 Contracted general activity (UDA)	20,414
Carry forward general activity (UDA)	-165
16/17 Contracted orthodontic activity (UOA)	0
Carry forward orthodontic activity (UOA)	0
Baseline contract value	£492,470.32

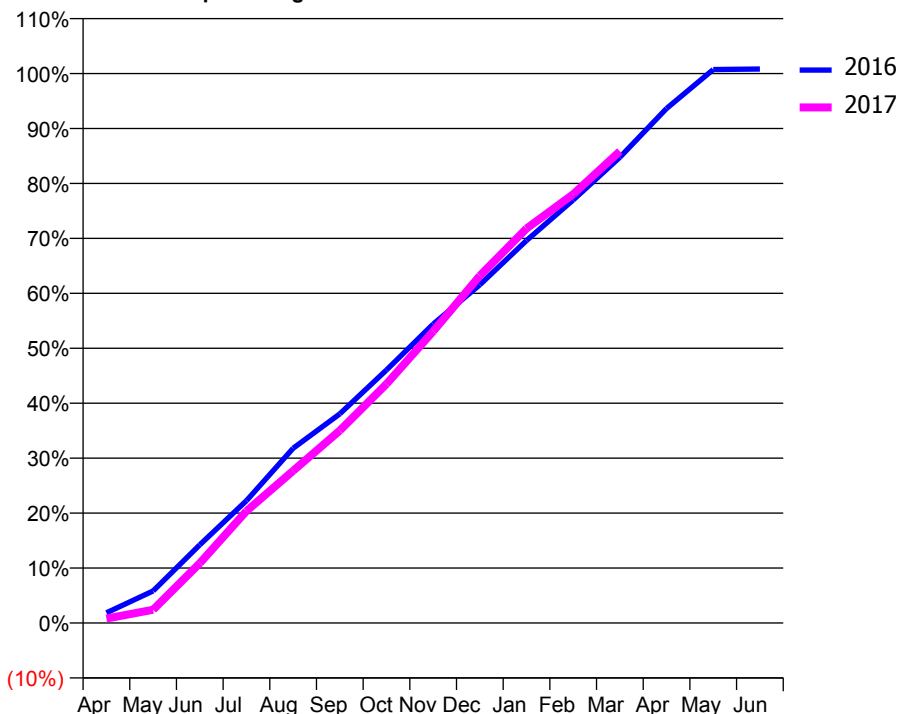
ACCESS*

Patients seen in 24 months	Total	Change since previous quarter
Quarter ending March 2016	7,784	
Quarter ending June 2016	7,850	→
Quarter ending September 2016	7,858	→
Quarter ending December 2016	8,010	→
Quarter ending March 2017	7,935	→
Variance since March 2016	1.9%	→



ACTIVITY

Cumulative percentage of contracted UDA delivered 2016 & 2017



Month	Adjusted Scheduled Activity (UDA)	
	2016	2017
April	377	165
May	1,191	493
June	2,904	2,221
July	4,545	4,158
August	6,491	5,652
September	7,772	7,151
October	9,400	8,880
November	11,106	10,839
December	12,567	12,902
January	14,209	14,656
February	15,718	15,929
March	17,301	17,523
April	19,112	
May	20,563	
June	20,580	

QUALITY

	Quantity	Base Number	Contract	AT	Region	England
% of FP17s for the same patient ID Re-attending within 3 months - Children	146	2,813	5.2%	10.0%	12.0%	12.3%
% of FP17s for the same patient ID Re-attending within 3 months - Adults	1,084	7,937	13.7%	15.4%	16.0%	16.7%
% of FP17s for the same patient ID Re-attending between 3 & 9 months - Children	1,576	2,813	56.0%	51.1%	58.8%	57.6%
% of FP17s for the same patient ID Re-attending between 3 & 9 months - Adults	4,168	7,937	52.5%	46.4%	51.2%	50.1%
% of FP17s for Band 1 Urgent Courses	610	9,142	6.7%	8.1%	8.0%	9.1%
% of FP17s Relating to Free Repair or Replacements	31	9,142	0.3%	0.7%	0.8%	0.8%
% of FP17s Relating to Continuations	40	9,142	0.4%	0.9%	1.2%	1.2%
% of Patients satisfied with the dentistry they have received	6	6	N/A	92.1%	92.7%	92.8%
% of Patients satisfied with the time they had to wait for an appointment	6	6	N/A	90.3%	89.1%	88.7%

* This is based on patients treated on this contract for their most recent course of treatment. Figures in italics indicate the base number of FP17s or Patient Questionnaire responses are less than 100. N/A is shown where the base number of responses is less than 10 during the period. % is calculated as Quantity/Base number*100

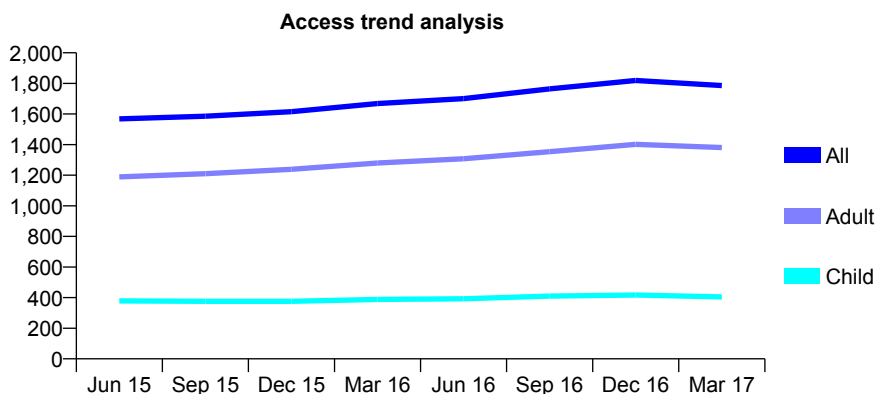
Q54 - Vital Signs At a Glance Contract Report for 357022/0002 - March 2017

Name or company name	MR FV ELIA
Contract type name	GDS Contract
Purpose of contract	General and Orthodontic
Contract start date	01/04/2012
Contract end date	

16/17 Contracted general activity (UDA)	8,918
Carry forward general activity (UDA)	-138
16/17 Contracted orthodontic activity (UOA)	90
Carry forward orthodontic activity (UOA)	-2
Baseline contract value	£262,551.94

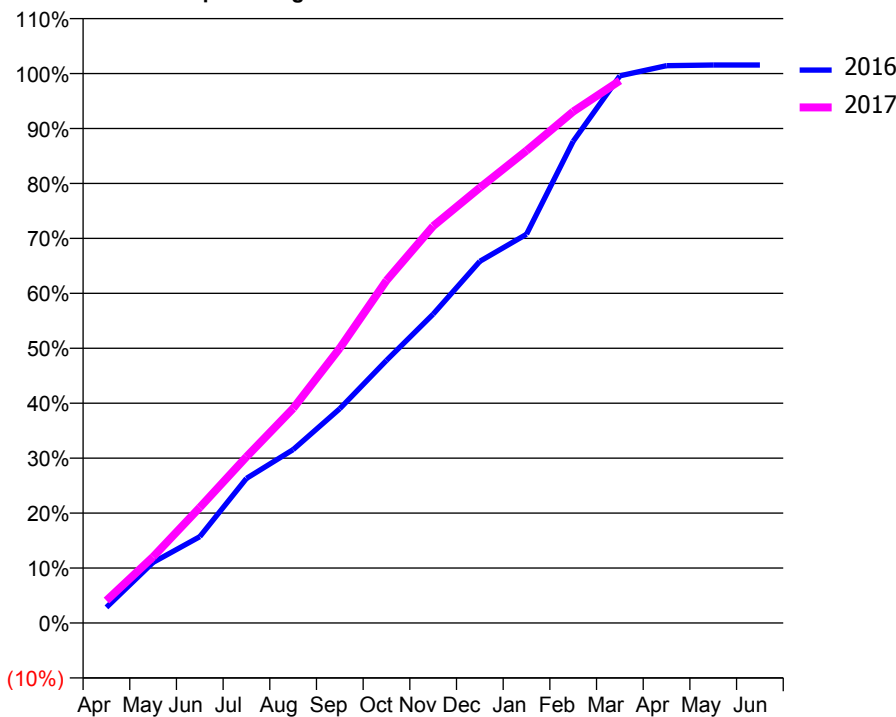
ACCESS*

Patients seen in 24 months	Total	Change since previous quarter
Quarter ending March 2016	1,668	
Quarter ending June 2016	1,701	→
Quarter ending September 2016	1,764	↑
Quarter ending December 2016	1,819	↑
Quarter ending March 2017	1,786	↓
Variance since March 2016	7.1%	↑



ACTIVITY

Cumulative percentage of contracted UDA delivered 2016 & 2017



Month	Adjusted Scheduled Activity (UDA)	
	2016	2017
April	253	364
May	983	1,075
June	1,402	1,875
July	2,346	2,697
August	2,815	3,484
September	3,478	4,462
October	4,262	5,558
November	5,014	6,442
December	5,869	7,065
January	6,310	7,666
February	7,819	8,301
March	8,881	8,802
April	9,045	
May	9,055	
June	9,056	

QUALITY

	Quantity	Base Number	Contract	AT	Region	England
% of FP17s for the same patient ID Re-attending within 3 months - Children	32	551	5.8%	10.0%	12.0%	12.3%
% of FP17s for the same patient ID Re-attending within 3 months - Adults	169	1,713	9.9%	15.4%	16.0%	16.7%
% of FP17s for the same patient ID Re-attending between 3 & 9 months - Children	301	551	54.6%	51.1%	58.8%	57.6%
% of FP17s for the same patient ID Re-attending between 3 & 9 months - Adults	918	1,713	53.6%	46.4%	51.2%	50.1%
% of FP17s for Band 1 Urgent Courses	78	2,125	3.7%	8.1%	8.0%	9.1%
% of FP17s Relating to Free Repair or Replacements	28	2,125	1.3%	0.7%	0.8%	0.8%
% of FP17s Relating to Continuations	2	2,125	0.1%	0.9%	1.2%	1.2%
% of Patients satisfied with the dentistry they have received	4	5	N/A	92.1%	92.7%	92.8%
% of Patients satisfied with the time they had to wait for an appointment	4	5	N/A	90.3%	89.1%	88.7%

* This is based on patients treated on this contract for their most recent course of treatment. Figures in italics indicate the base number of FP17s or Patient Questionnaire responses are less than 100. N/A is shown where the base number of responses is less than 10 during the period. % is calculated as Quantity/Base number*100

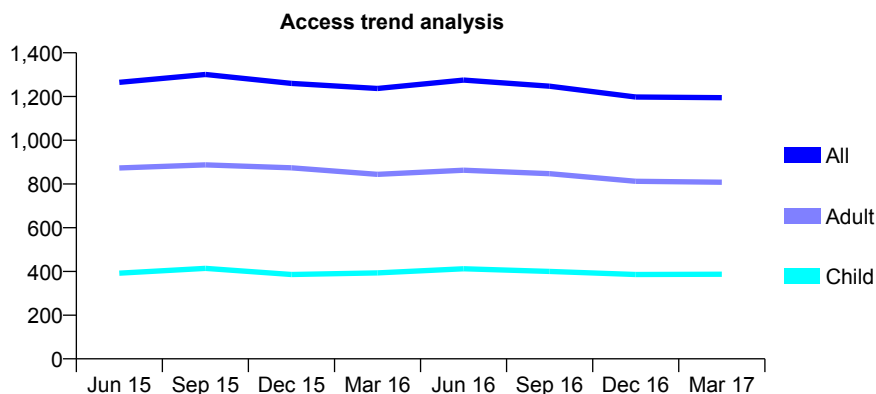
Q54 - Vital Signs At a Glance Contract Report for 358223/0001 - March 2017

Name or company name	MR F YASSIN
Contract type name	GDS Contract
Purpose of contract	General
Contract start date	01/04/2006
Contract end date	

16/17 Contracted general activity (UDA)	2,761
Carry forward general activity (UDA)	-55
16/17 Contracted orthodontic activity (UOA)	0
Carry forward orthodontic activity (UOA)	0
Baseline contract value	£72,353.28

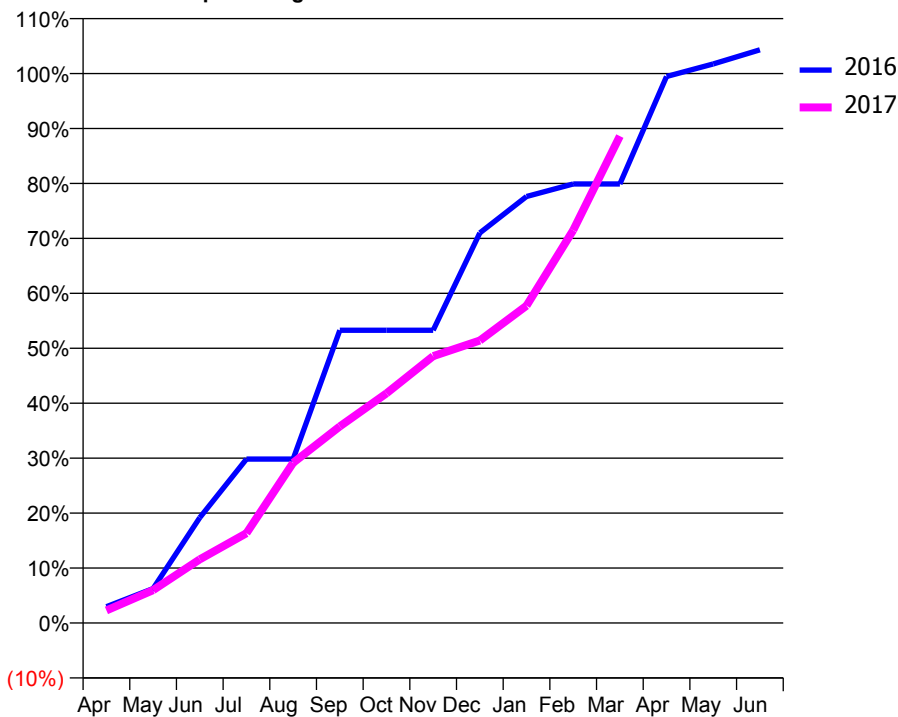
ACCESS*

Patients seen in 24 months	Total	Change since previous quarter
Quarter ending March 2016	1,237	
Quarter ending June 2016	1,275	↑
Quarter ending September 2016	1,247	↓
Quarter ending December 2016	1,198	↓
Quarter ending March 2017	1,195	→
Variance since March 2016	(3.4%)	↓



ACTIVITY

Cumulative percentage of contracted UDA delivered 2016 & 2017



Month	Adjusted Scheduled Activity (UDA)	
	2016	2017
April	82	63
May	173	165
June	529	320
July	824	451
August	824	805
September	1,471	988
October	1,471	1,154
November	1,471	1,341
December	1,960	1,419
January	2,143	1,594
February	2,206	1,974
March	2,206	2,447
April	2,746	
May	2,809	
June	2,880	

QUALITY

	Quantity	Base Number	Contract	AT	Region	England
% of FP17s for the same patient ID Re-attending within 3 months - Children	8	354	2.3%	10.0%	12.0%	12.3%
% of FP17s for the same patient ID Re-attending within 3 months - Adults	90	776	11.6%	15.4%	16.0%	16.7%
% of FP17s for the same patient ID Re-attending between 3 & 9 months - Children	73	354	20.6%	51.1%	58.8%	57.6%
% of FP17s for the same patient ID Re-attending between 3 & 9 months - Adults	137	776	17.7%	46.4%	51.2%	50.1%
% of FP17s for Band 1 Urgent Courses	53	849	6.2%	8.1%	8.0%	9.1%
% of FP17s Relating to Free Repair or Replacements	0	849	0.0%	0.7%	0.8%	0.8%
% of FP17s Relating to Continuations	5	849	0.6%	0.9%	1.2%	1.2%
% of Patients satisfied with the dentistry they have received	0	0	N/A	92.1%	92.7%	92.8%
% of Patients satisfied with the time they had to wait for an appointment	0	0	N/A	90.3%	89.1%	88.7%

* This is based on patients treated on this contract for their most recent course of treatment. Figures in italics indicate the base number of FP17s or Patient Questionnaire responses are less than 100. N/A is shown where the base number of responses is less than 10 during the period. % is calculated as Quantity/Base number*100

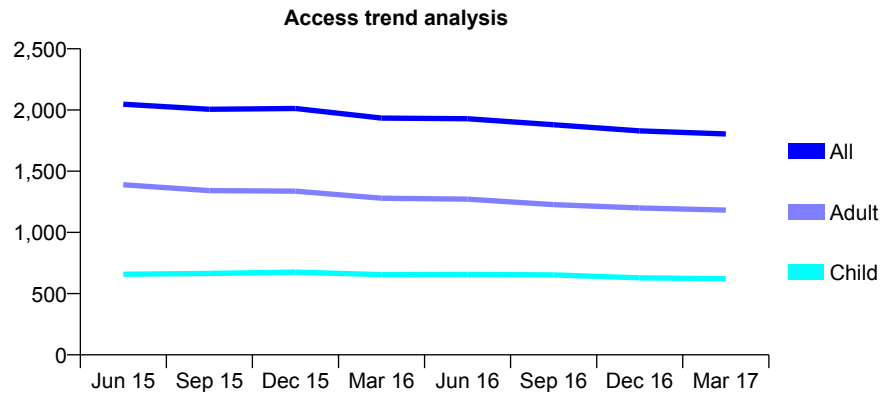
Q54 - Vital Signs At a Glance Contract Report for 361690/0001 - March 2017

Name or company name	MR M AGGARWAL
Contract type name	GDS Contract
Purpose of contract	General
Contract start date	01/04/2006
Contract end date	

16/17 Contracted general activity (UDA)	3,955
Carry forward general activity (UDA)	0
16/17 Contracted orthodontic activity (UOA)	0
Carry forward orthodontic activity (UOA)	0
Baseline contract value	£98,237.46

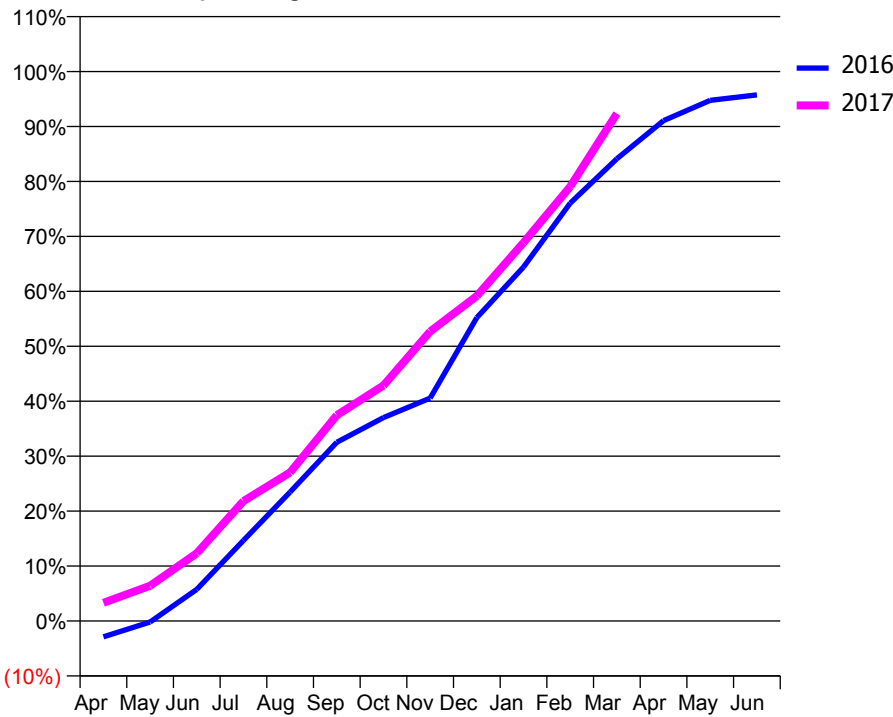
ACCESS*

Patients seen in 24 months	Total	Change since previous quarter
Quarter ending March 2016	1,934	
Quarter ending June 2016	1,929	→
Quarter ending September 2016	1,880	↓
Quarter ending December 2016	1,829	↓
Quarter ending March 2017	1,804	↓
Variance since March 2016	(6.7%)	↓



ACTIVITY

Cumulative percentage of contracted UDA delivered 2016 & 2017



Month	Adjusted Scheduled Activity (UDA)	
	2016	2017
April	-115	131
May	-8	254
June	228	488
July	580	863
August	928	1,070
September	1,286	1,481
October	1,464	1,695
November	1,604	2,084
December	2,184	2,340
January	2,547	2,723
February	3,007	3,126
March	3,327	3,653
April	3,601	
May	3,748	
June	3,787	

QUALITY

	Quantity	Base Number	Contract	AT	Region	England
% of FP17s for the same patient ID Re-attending within 3 months - Children	19	626	3.0%	10.0%	12.0%	12.3%
% of FP17s for the same patient ID Re-attending within 3 months - Adults	86	1,092	7.9%	15.4%	16.0%	16.7%
% of FP17s for the same patient ID Re-attending between 3 & 9 months - Children	283	626	45.2%	51.1%	58.8%	57.6%
% of FP17s for the same patient ID Re-attending between 3 & 9 months - Adults	393	1,092	36.0%	46.4%	51.2%	50.1%
% of FP17s for Band 1 Urgent Courses	73	1,519	4.8%	8.1%	8.0%	9.1%
% of FP17s Relating to Free Repair or Replacements	3	1,519	0.2%	0.7%	0.8%	0.8%
% of FP17s Relating to Continuations	2	1,519	0.1%	0.9%	1.2%	1.2%
% of Patients satisfied with the dentistry they have received	14	16	87.5%	92.1%	92.7%	92.8%
% of Patients satisfied with the time they had to wait for an appointment	14	16	87.5%	90.3%	89.1%	88.7%

* This is based on patients treated on this contract for their most recent course of treatment. Figures in italics indicate the base number of FP17s or Patient Questionnaire responses are less than 100. N/A is shown where the base number of responses is less than 10 during the period. % is calculated as Quantity/Base number*100

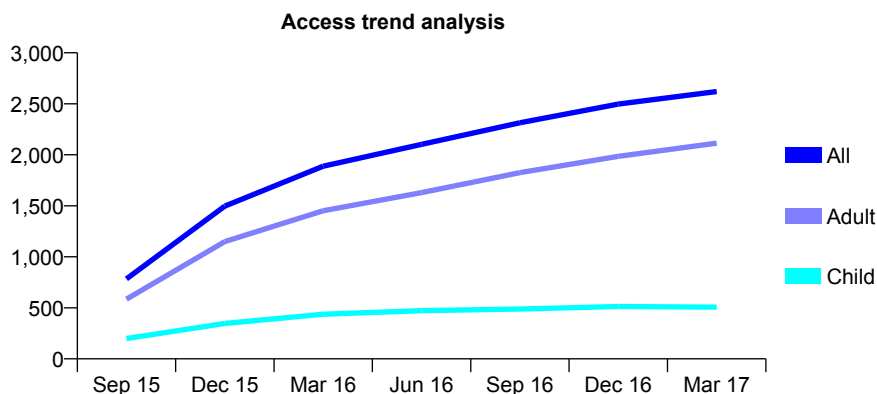
Q54 - Vital Signs At a Glance Contract Report for 372471/0001 - March 2017

Name or company name	MR E KARA
Contract type name	GDS Contract
Purpose of contract	General
Contract start date	01/07/2015
Contract end date	

16/17 Contracted general activity (UDA)	8,492
Carry forward general activity (UDA)	-7
16/17 Contracted orthodontic activity (UOA)	0
Carry forward orthodontic activity (UOA)	0
Baseline contract value	£276,352.57

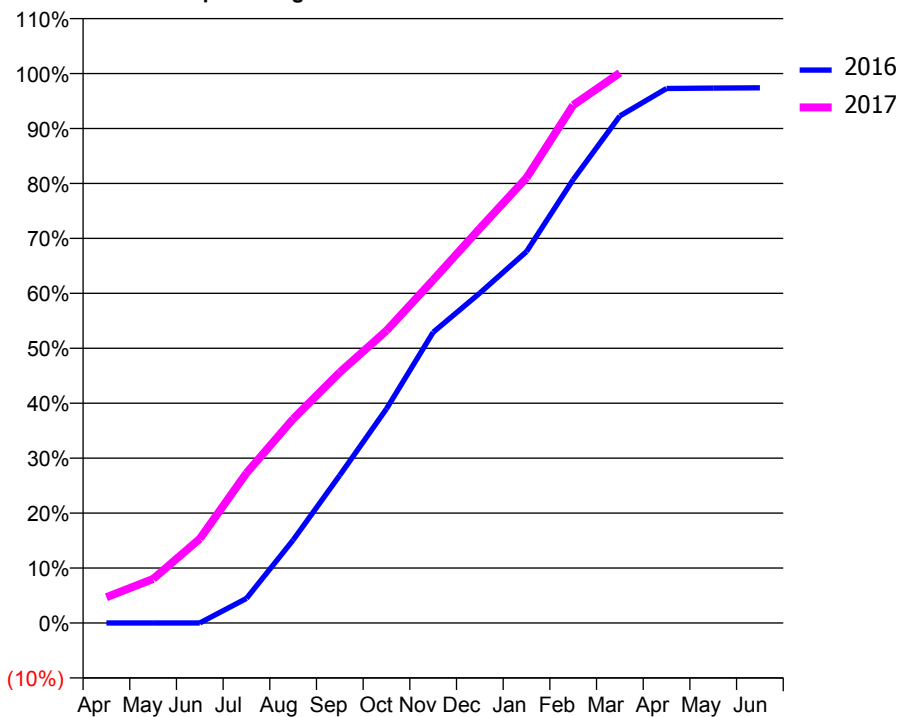
ACCESS*

Patients seen in 24 months	Total	Change since previous quarter
Quarter ending March 2016	1,888	
Quarter ending June 2016	2,102	↑
Quarter ending September 2016	2,314	↑
Quarter ending December 2016	2,498	↑
Quarter ending March 2017	2,620	↑
Variance since March 2016	38.8%	↑



ACTIVITY

Cumulative percentage of contracted UDA delivered 2016 & 2017



Month	Adjusted Scheduled Activity (UDA)	
	2016	2017
April	0	398
May	0	681
June	0	1,301
July	281	2,317
August	946	3,154
September	1,684	3,876
October	2,442	4,519
November	3,314	5,302
December	3,760	6,100
January	4,233	6,881
February	5,053	8,003
March	5,779	8,502
April	6,091	
May	6,096	
June	6,099	

QUALITY

	Quantity	Base Number	Contract	AT	Region	England
% of FP17s for the same patient ID Re-attending within 3 months - Children	54	837	6.5%	10.0%	12.0%	12.3%
% of FP17s for the same patient ID Re-attending within 3 months - Adults	457	2,879	15.9%	15.4%	16.0%	16.7%
% of FP17s for the same patient ID Re-attending between 3 & 9 months - Children	481	837	57.5%	51.1%	58.8%	57.6%
% of FP17s for the same patient ID Re-attending between 3 & 9 months - Adults	978	2,879	34.0%	46.4%	51.2%	50.1%
% of FP17s for Band 1 Urgent Courses	281	3,591	7.8%	8.1%	8.0%	9.1%
% of FP17s Relating to Free Repair or Replacements	47	3,591	1.3%	0.7%	0.8%	0.8%
% of FP17s Relating to Continuations	74	3,591	2.1%	0.9%	1.2%	1.2%
% of Patients satisfied with the dentistry they have received	4	5	N/A	92.1%	92.7%	92.8%
% of Patients satisfied with the time they had to wait for an appointment	5	5	N/A	90.3%	89.1%	88.7%

* This is based on patients treated on this contract for their most recent course of treatment. Figures in italics indicate the base number of FP17s or Patient Questionnaire responses are less than 100. N/A is shown where the base number of responses is less than 10 during the period. % is calculated as Quantity/Base number*100

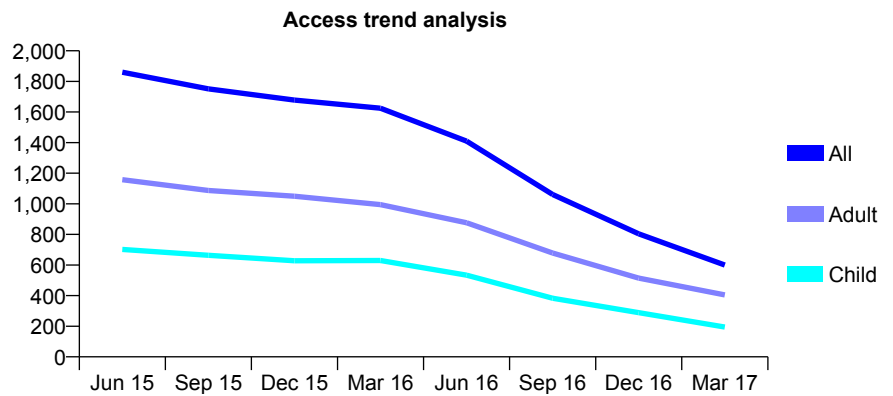
Q54 - Vital Signs At a Glance Contract Report for 398012/0001 - March 2017

Name or company name	MR A GARCIA JUNIOR
Contract type name	GDS Contract
Purpose of contract	General
Contract start date	01/04/2006
Contract end date	31/05/2016

16/17 Contracted general activity (UDA)	746
Carry forward general activity (UDA)	0
16/17 Contracted orthodontic activity (UOA)	0
Carry forward orthodontic activity (UOA)	0
Baseline contract value	£20,002.62

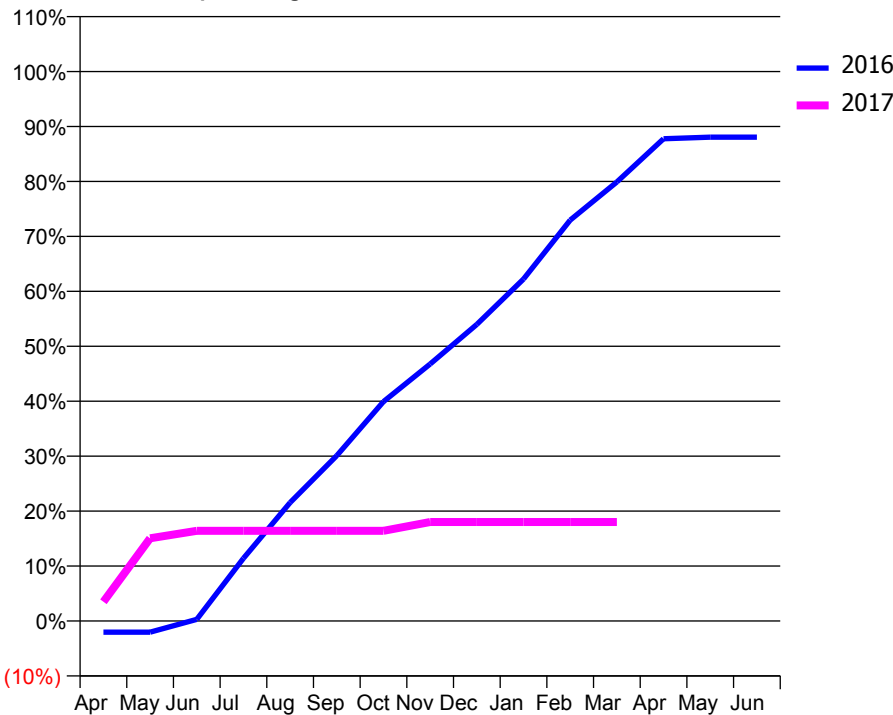
ACCESS*

Patients seen in 24 months	Total	Change since previous quarter
Quarter ending March 2016	1,625	
Quarter ending June 2016	1,410	↓
Quarter ending September 2016	1,061	↓
Quarter ending December 2016	804	↓
Quarter ending March 2017	600	↓
Variance since March 2016	(63.1%)	↓



ACTIVITY

Cumulative percentage of contracted UDA delivered 2016 & 2017



Month	Adjusted Scheduled Activity (UDA)	
	2016	2017
April	-92	26
May	-92	112
June	13	122
July	511	122
August	965	122
September	1,347	122
October	1,787	122
November	2,093	134
December	2,416	134
January	2,785	134
February	3,265	134
March	3,575	134
April	3,927	
May	3,940	
June	3,940	

QUALITY

	Quantity	Base Number	Contract	AT	Region	England
% of FP17s for the same patient ID Re-attending within 3 months - Children	1	79	1.3%	10.0%	12.0%	12.3%
% of FP17s for the same patient ID Re-attending within 3 months - Adults	4	98	4.1%	15.4%	16.0%	16.7%
% of FP17s for the same patient ID Re-attending between 3 & 9 months - Children	23	79	29.1%	51.1%	58.8%	57.6%
% of FP17s for the same patient ID Re-attending between 3 & 9 months - Adults	30	98	30.6%	46.4%	51.2%	50.1%
% of FP17s for Band 1 Urgent Courses	2	27	7.4%	8.1%	8.0%	9.1%
% of FP17s Relating to Free Repair or Replacements	1	27	3.7%	0.7%	0.8%	0.8%
% of FP17s Relating to Continuations	0	27	0.0%	0.9%	1.2%	1.2%
% of Patients satisfied with the dentistry they have received	0	0	N/A	92.1%	92.7%	92.8%
% of Patients satisfied with the time they had to wait for an appointment	0	0	N/A	90.3%	89.1%	88.7%

* This is based on patients treated on this contract for their most recent course of treatment. Figures in italics indicate the base number of FP17s or Patient Questionnaire responses are less than 100. N/A is shown where the base number of responses is less than 10 during the period. % is calculated as Quantity/Base number*100

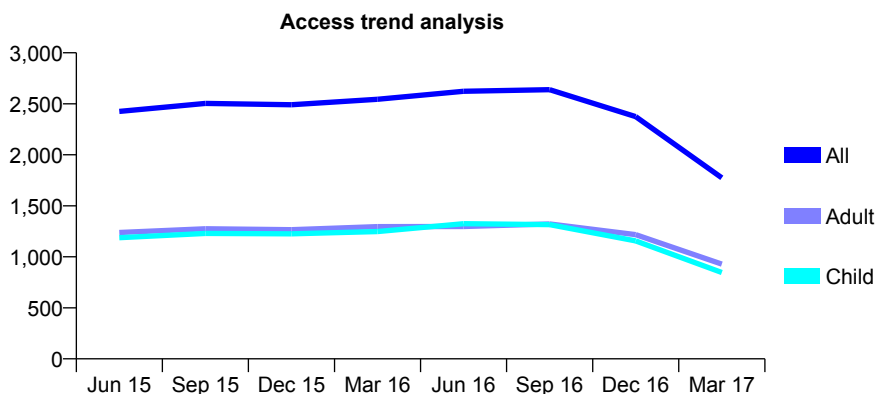
Q54 - Vital Signs At a Glance Contract Report for 502146/0004 - March 2017

Name or company name	PCT Dental Services
Contract type name	PDS Contract
Purpose of contract	General
Contract start date	01/04/2011
Contract end date	31/10/2016

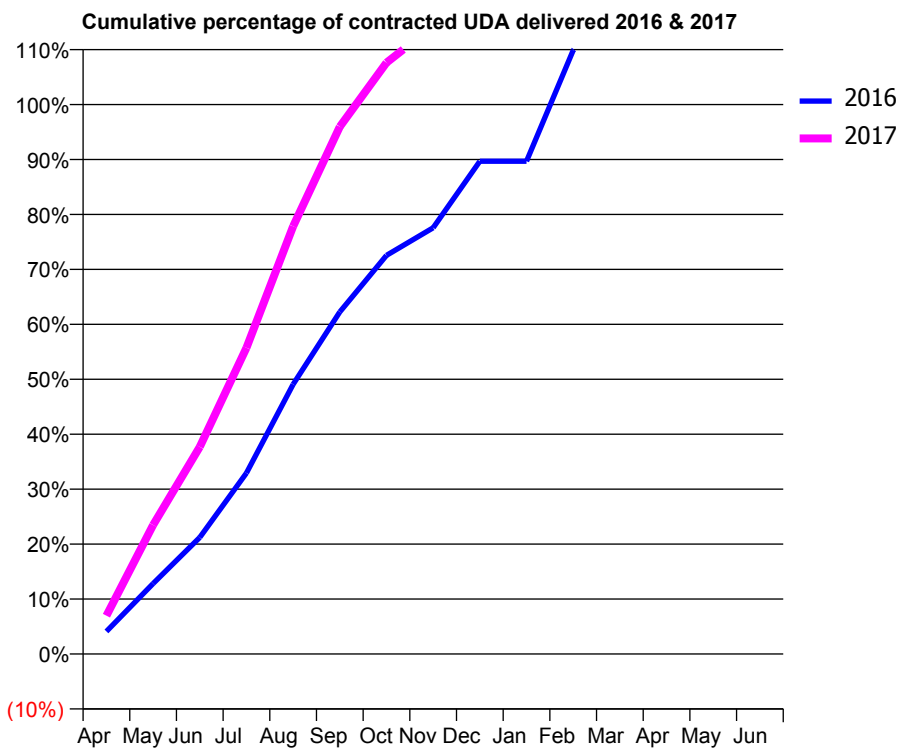
16/17 Contracted general activity (UDA)	2,625
Carry forward general activity (UDA)	0
16/17 Contracted orthodontic activity (UOA)	0
Carry forward orthodontic activity (UOA)	0
Baseline contract value	£0.59

ACCESS*

Patients seen in 24 months	Total	Change since previous quarter
Quarter ending March 2016	2,544	
Quarter ending June 2016	2,623	↑
Quarter ending September 2016	2,638	→
Quarter ending December 2016	2,374	↓
Quarter ending March 2017	1,775	↓
Variance since March 2016	(30.2%)	↓



ACTIVITY



Month	Adjusted Scheduled Activity (UDA)	
	2016	2017
April	185	183
May	577	616
June	955	990
July	1,482	1,463
August	2,209	2,043
September	2,801	2,519
October	3,264	2,825
November	3,491	2,999
December	4,036	3,019
January	4,036	3,027
February	4,944	3,046
March	5,353	3,049
April	5,563	-
May	5,562	-
June	5,562	-

QUALITY

	Quantity	Base Number	Contract	AT	Region	England
% of FP17s for the same patient ID Re-attending within 3 months - Children	87	1,107	7.9%	10.0%	12.0%	12.3%
% of FP17s for the same patient ID Re-attending within 3 months - Adults	158	906	17.4%	15.4%	16.0%	16.7%
% of FP17s for the same patient ID Re-attending between 3 & 9 months - Children	280	1,107	25.3%	51.1%	58.8%	57.6%
% of FP17s for the same patient ID Re-attending between 3 & 9 months - Adults	372	906	41.1%	46.4%	51.2%	50.1%
% of FP17s for Band 1 Urgent Courses	167	1,844	9.1%	8.1%	8.0%	9.1%
% of FP17s Relating to Free Repair or Replacements	0	1,844	0.0%	0.7%	0.8%	0.8%
% of FP17s Relating to Continuations	2	1,844	0.1%	0.9%	1.2%	1.2%
% of Patients satisfied with the dentistry they have received	1	1	N/A	92.1%	92.7%	92.8%
% of Patients satisfied with the time they had to wait for an appointment	0	1	N/A	90.3%	89.1%	88.7%

* This is based on patients treated on this contract for their most recent course of treatment. Figures in italics indicate the base number of FP17s or Patient Questionnaire responses are less than 100. N/A is shown where the base number of responses is less than 10 during the period. % is calculated as Quantity/Base number*100

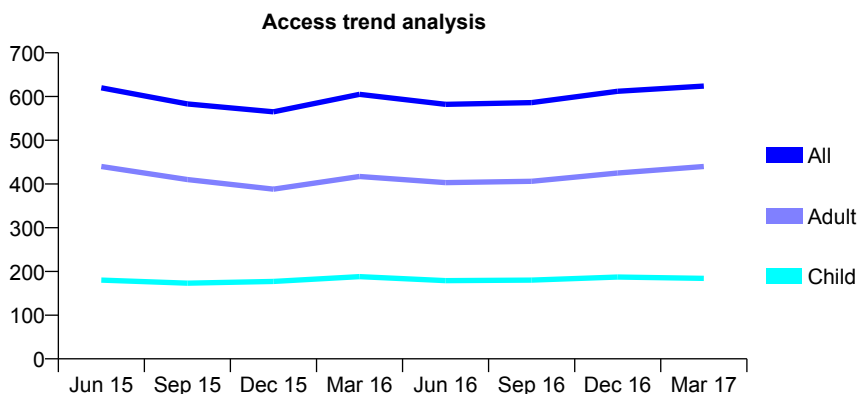
Q54 - Vital Signs At a Glance Contract Report for 564192/0001 - March 2017

Name or company name	MR PJ ROBERTS
Contract type name	GDS Contract
Purpose of contract	General
Contract start date	01/04/2006
Contract end date	

16/17 Contracted general activity (UDA)	1,393
Carry forward general activity (UDA)	0
16/17 Contracted orthodontic activity (UOA)	0
Carry forward orthodontic activity (UOA)	0
Baseline contract value	£30,821.69

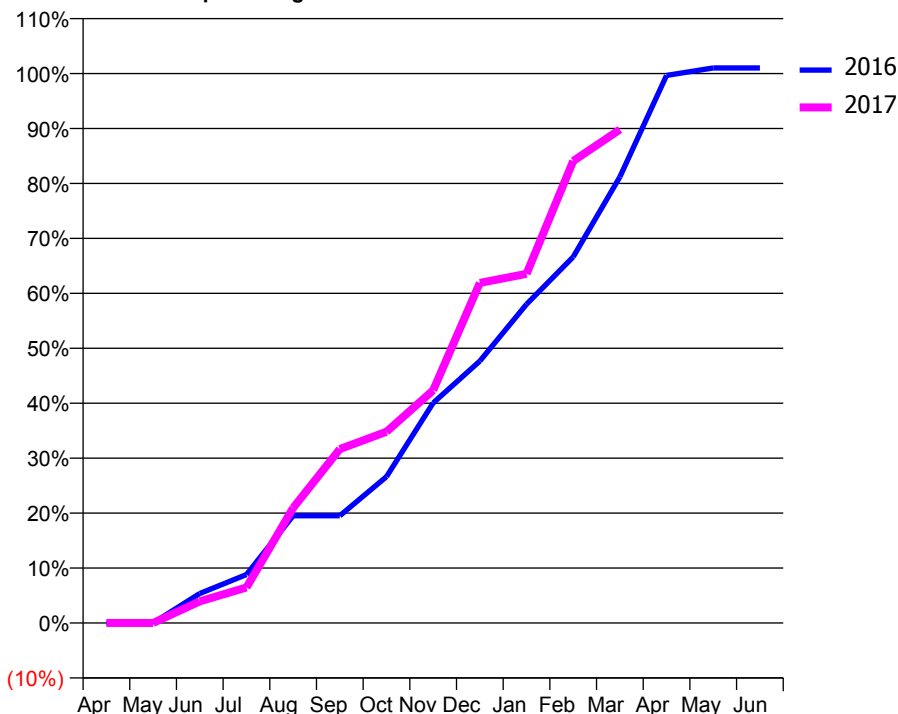
ACCESS*

Patients seen in 24 months	Total	Change since previous quarter
Quarter ending March 2016	605	
Quarter ending June 2016	582	↓
Quarter ending September 2016	586	→
Quarter ending December 2016	612	↑
Quarter ending March 2017	624	→
Variance since March 2016	3.1%	↑



ACTIVITY

Cumulative percentage of contracted UDA delivered 2016 & 2017



Month	Adjusted Scheduled Activity (UDA)	
	2016	2017
April	0	0
May	0	0
June	75	55
July	123	90
August	272	292
September	272	441
October	371	485
November	558	590
December	664	862
January	808	885
February	928	1,171
March	1,131	1,251
April	1,388	
May	1,407	
June	1,407	

QUALITY

	Quantity	Base Number	Contract	AT	Region	England
% of FP17s for the same patient ID Re-attending within 3 months - Children	13	254	5.1%	10.0%	12.0%	12.3%
% of FP17s for the same patient ID Re-attending within 3 months - Adults	35	385	9.1%	15.4%	16.0%	16.7%
% of FP17s for the same patient ID Re-attending between 3 & 9 months - Children	157	254	61.8%	51.1%	58.8%	57.6%
% of FP17s for the same patient ID Re-attending between 3 & 9 months - Adults	134	385	34.8%	46.4%	51.2%	50.1%
% of FP17s for Band 1 Urgent Courses	0	549	0.0%	8.1%	8.0%	9.1%
% of FP17s Relating to Free Repair or Replacements	4	549	0.7%	0.7%	0.8%	0.8%
% of FP17s Relating to Continuations	0	549	0.0%	0.9%	1.2%	1.2%
% of Patients satisfied with the dentistry they have received	2	2	N/A	92.1%	92.7%	92.8%
% of Patients satisfied with the time they had to wait for an appointment	2	2	N/A	90.3%	89.1%	88.7%

* This is based on patients treated on this contract for their most recent course of treatment. Figures in italics indicate the base number of FP17s or Patient Questionnaire responses are less than 100. N/A is shown where the base number of responses is less than 10 during the period. % is calculated as Quantity/Base number*100

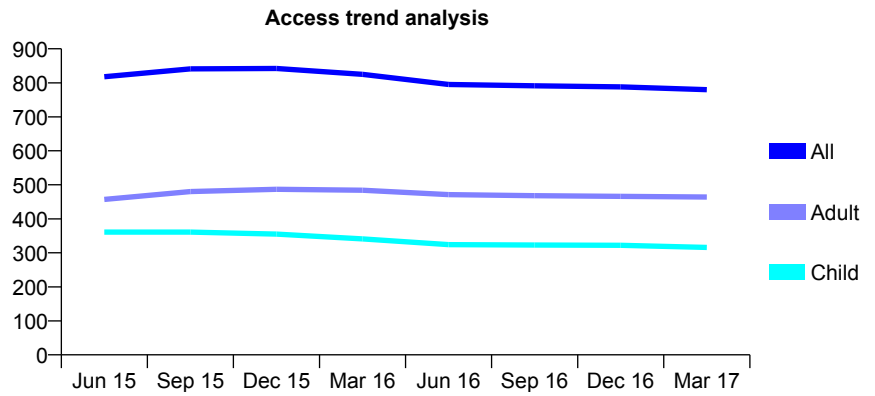
Q54 - Vital Signs At a Glance Contract Report for 565032/0001 - March 2017

Name or company name	MR P CASASOLA
Contract type name	GDS Contract
Purpose of contract	General
Contract start date	01/04/2006
Contract end date	

16/17 Contracted general activity (UDA)	1,618
Carry forward general activity (UDA)	0
16/17 Contracted orthodontic activity (UOA)	0
Carry forward orthodontic activity (UOA)	0
Baseline contract value	£39,749.80

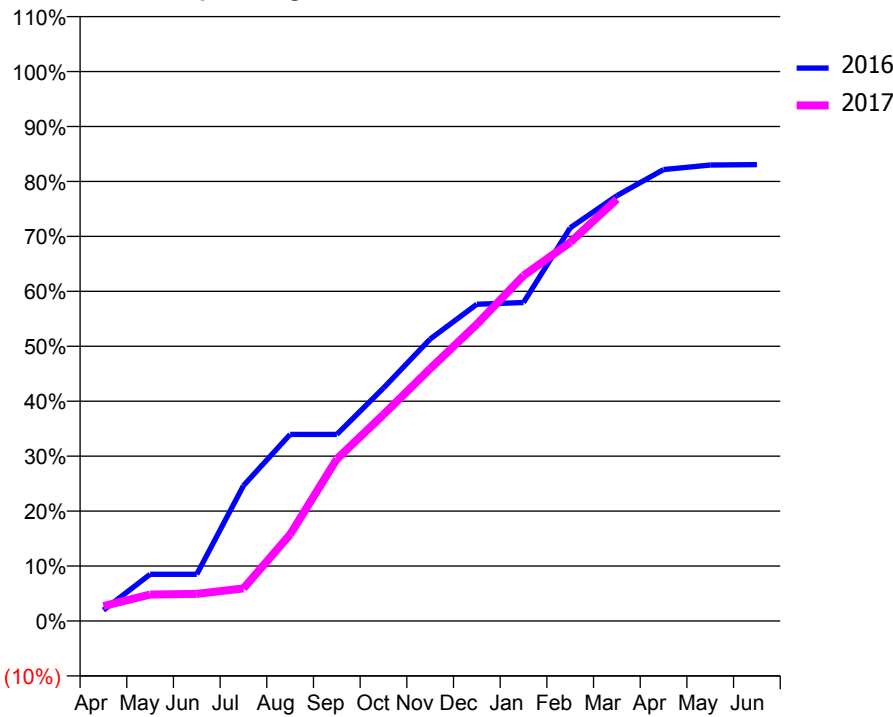
ACCESS*

Patients seen in 24 months	Total	Change since previous quarter
Quarter ending March 2016	825	
Quarter ending June 2016	795	↓
Quarter ending September 2016	791	→
Quarter ending December 2016	788	→
Quarter ending March 2017	780	↓
Variance since March 2016	(5.5%)	↓



ACTIVITY

Cumulative percentage of contracted UDA delivered 2016 & 2017



Month	Adjusted Scheduled Activity (UDA)	
	2016	2017
April	31	44
May	134	78
June	134	80
July	388	96
August	535	255
September	535	477
October	668	608
November	808	743
December	908	874
January	913	1,017
February	1,127	1,115
March	1,219	1,242
April	1,294	
May	1,307	
June	1,308	

QUALITY

	Quantity	Base Number	Contract	AT	Region	England
% of FP17s for the same patient ID Re-attending within 3 months - Children	13	411	3.2%	10.0%	12.0%	12.3%
% of FP17s for the same patient ID Re-attending within 3 months - Adults	45	496	9.1%	15.4%	16.0%	16.7%
% of FP17s for the same patient ID Re-attending between 3 & 9 months - Children	224	411	54.5%	51.1%	58.8%	57.6%
% of FP17s for the same patient ID Re-attending between 3 & 9 months - Adults	224	496	45.2%	46.4%	51.2%	50.1%
% of FP17s for Band 1 Urgent Courses	0	851	0.0%	8.1%	8.0%	9.1%
% of FP17s Relating to Free Repair or Replacements	0	851	0.0%	0.7%	0.8%	0.8%
% of FP17s Relating to Continuations	0	851	0.0%	0.9%	1.2%	1.2%
% of Patients satisfied with the dentistry they have received	0	0	N/A	92.1%	92.7%	92.8%
% of Patients satisfied with the time they had to wait for an appointment	0	0	N/A	90.3%	89.1%	88.7%

* This is based on patients treated on this contract for their most recent course of treatment. Figures in italics indicate the base number of FP17s or Patient Questionnaire responses are less than 100. N/A is shown where the base number of responses is less than 10 during the period. % is calculated as Quantity/Base number*100

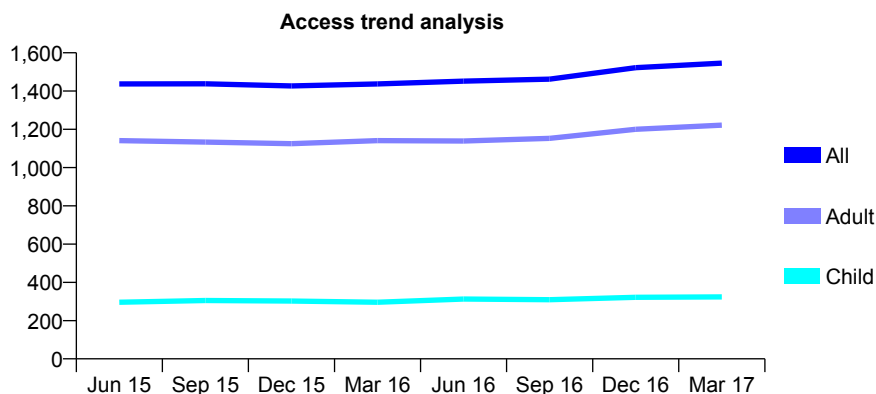
Q54 - Vital Signs At a Glance Contract Report for 568724/0001 - March 2017

Name or company name	MR MD SEGELOV
Contract type name	GDS Contract
Purpose of contract	General
Contract start date	01/04/2006
Contract end date	

16/17 Contracted general activity (UDA)	3,197
Carry forward general activity (UDA)	-2
16/17 Contracted orthodontic activity (UOA)	0
Carry forward orthodontic activity (UOA)	0
Baseline contract value	£84,616.68

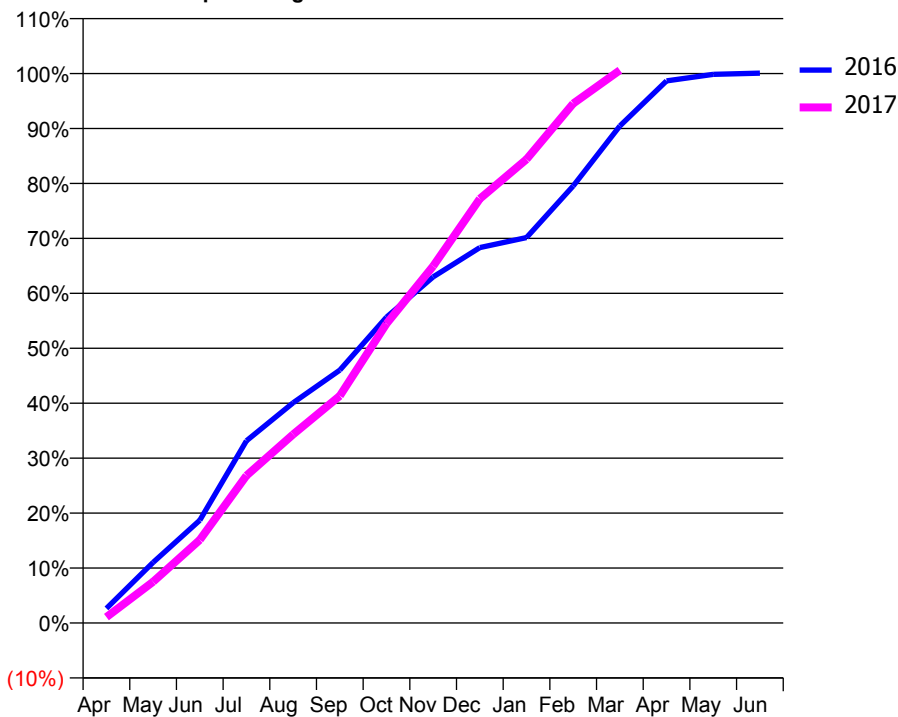
ACCESS*

Patients seen in 24 months	Total	Change since previous quarter
Quarter ending March 2016	1,437	
Quarter ending June 2016	1,452	→
Quarter ending September 2016	1,462	→
Quarter ending December 2016	1,522	↑
Quarter ending March 2017	1,546	→
Variance since March 2016	7.6%	↑



ACTIVITY

Cumulative percentage of contracted UDA delivered 2016 & 2017



Month	Adjusted Scheduled Activity (UDA)	
	2016	2017
April	85	34
May	353	240
June	598	484
July	1,060	858
August	1,281	1,097
September	1,471	1,322
October	1,779	1,741
November	2,014	2,076
December	2,184	2,468
January	2,243	2,698
February	2,543	3,022
March	2,892	3,216
April	3,154	
May	3,192	
June	3,199	

QUALITY

	Quantity	Base Number	Contract	AT	Region	England
% of FP17s for the same patient ID Re-attending within 3 months - Children	29	402	7.2%	10.0%	12.0%	12.3%
% of FP17s for the same patient ID Re-attending within 3 months - Adults	159	1,528	10.4%	15.4%	16.0%	16.7%
% of FP17s for the same patient ID Re-attending between 3 & 9 months - Children	168	402	41.8%	51.1%	58.8%	57.6%
% of FP17s for the same patient ID Re-attending between 3 & 9 months - Adults	752	1,528	49.2%	46.4%	51.2%	50.1%
% of FP17s for Band 1 Urgent Courses	120	1,763	6.8%	8.1%	8.0%	9.1%
% of FP17s Relating to Free Repair or Replacements	0	1,763	0.0%	0.7%	0.8%	0.8%
% of FP17s Relating to Continuations	0	1,763	0.0%	0.9%	1.2%	1.2%
% of Patients satisfied with the dentistry they have received	4	4	N/A	92.1%	92.7%	92.8%
% of Patients satisfied with the time they had to wait for an appointment	4	4	N/A	90.3%	89.1%	88.7%

* This is based on patients treated on this contract for their most recent course of treatment. Figures in italics indicate the base number of FP17s or Patient Questionnaire responses are less than 100. N/A is shown where the base number of responses is less than 10 during the period. % is calculated as Quantity/Base number*100

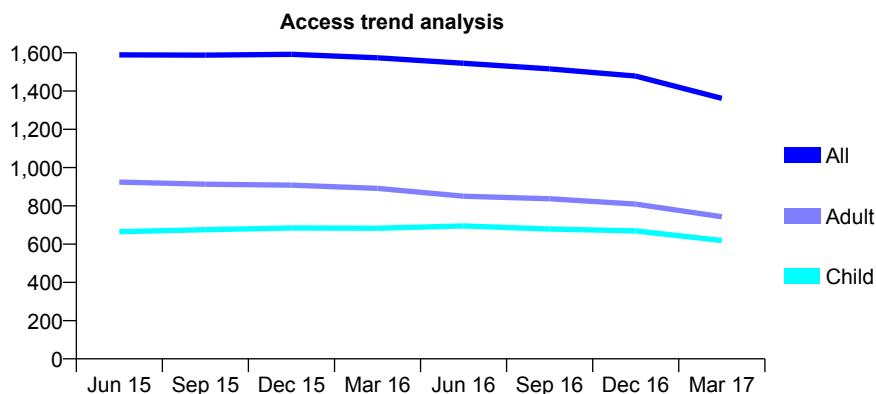
Q54 - Vital Signs At a Glance Contract Report for 570192/0001 - March 2017

Name or company name	Dr A Solanki & Dr K Solanki
Contract type name	GDS Contract
Purpose of contract	General
Contract start date	01/04/2006
Contract end date	

16/17 Contracted general activity (UDA)	4,873
Carry forward general activity (UDA)	-26
16/17 Contracted orthodontic activity (UOA)	0
Carry forward orthodontic activity (UOA)	0
Baseline contract value	£138,350.81

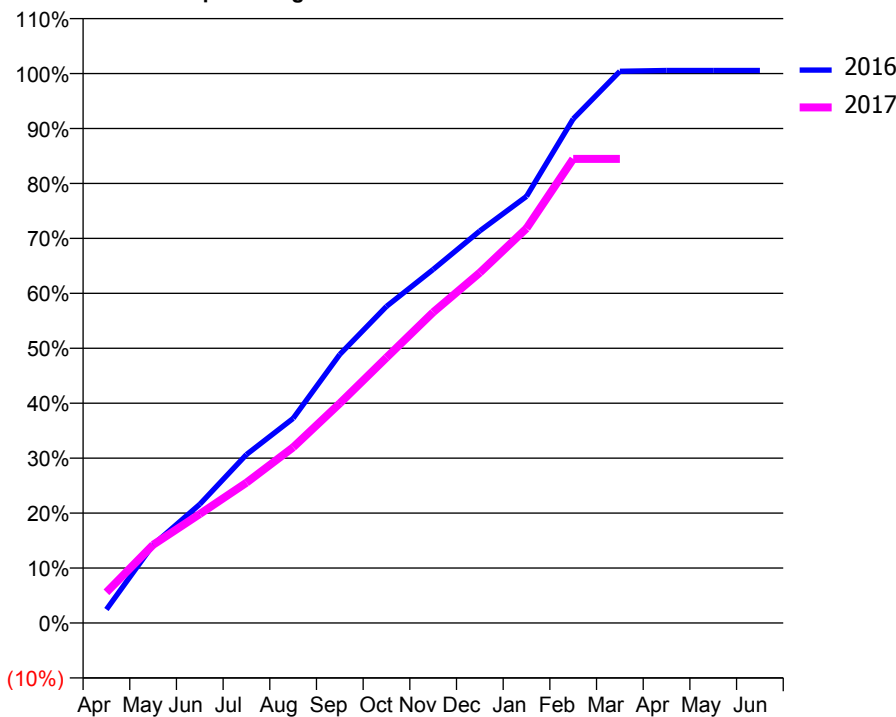
ACCESS*

Patients seen in 24 months	Total	Change since previous quarter
Quarter ending March 2016	1,574	
Quarter ending June 2016	1,545	↓
Quarter ending September 2016	1,516	↓
Quarter ending December 2016	1,478	↓
Quarter ending March 2017	1,362	↓
Variance since March 2016	(13.5%)	↓



ACTIVITY

Cumulative percentage of contracted UDA delivered 2016 & 2017



Adjusted Scheduled Activity (UDA)

Month	2016	2017
April	120	273
May	694	694
June	1,053	967
July	1,495	1,245
August	1,815	1,558
September	2,382	1,948
October	2,808	2,354
November	3,135	2,756
December	3,478	3,108
January	3,783	3,500
February	4,471	4,116
March	4,893	4,116
April	4,900	
May	4,900	
June	4,900	

QUALITY

	Quantity	Base Number	Contract	AT	Region	England
% of FP17s for the same patient ID Re-attending within 3 months - Children	28	820	3.4%	10.0%	12.0%	12.3%
% of FP17s for the same patient ID Re-attending within 3 months - Adults	68	829	8.2%	15.4%	16.0%	16.7%
% of FP17s for the same patient ID Re-attending between 3 & 9 months - Children	481	820	58.7%	51.1%	58.8%	57.6%
% of FP17s for the same patient ID Re-attending between 3 & 9 months - Adults	408	829	49.2%	46.4%	51.2%	50.1%
% of FP17s for Band 1 Urgent Courses	116	1,643	7.1%	8.1%	8.0%	9.1%
% of FP17s Relating to Free Repair or Replacements	0	1,643	0.0%	0.7%	0.8%	0.8%
% of FP17s Relating to Continuations	2	1,643	0.1%	0.9%	1.2%	1.2%
% of Patients satisfied with the dentistry they have received	1	1	N/A	92.1%	92.7%	92.8%
% of Patients satisfied with the time they had to wait for an appointment	0	1	N/A	90.3%	89.1%	88.7%

* This is based on patients treated on this contract for their most recent course of treatment. Figures in italics indicate the base number of FP17s or Patient Questionnaire responses are less than 100. N/A is shown where the base number of responses is less than 10 during the period. % is calculated as Quantity/Base number*100

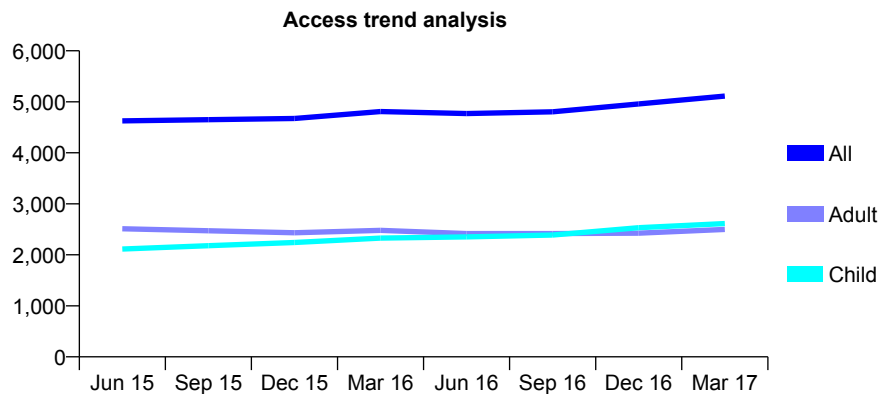
Q54 - Vital Signs At a Glance Contract Report for 570192/0002 - March 2017

Name or company name	Mr A Solanki & Miss K Solanki
Contract type name	GDS Contract
Purpose of contract	General
Contract start date	01/04/2006
Contract end date	

16/17 Contracted general activity (UDA)	11,552
Carry forward general activity (UDA)	-225
16/17 Contracted orthodontic activity (UOA)	0
Carry forward orthodontic activity (UOA)	0
Baseline contract value	£332,233.45

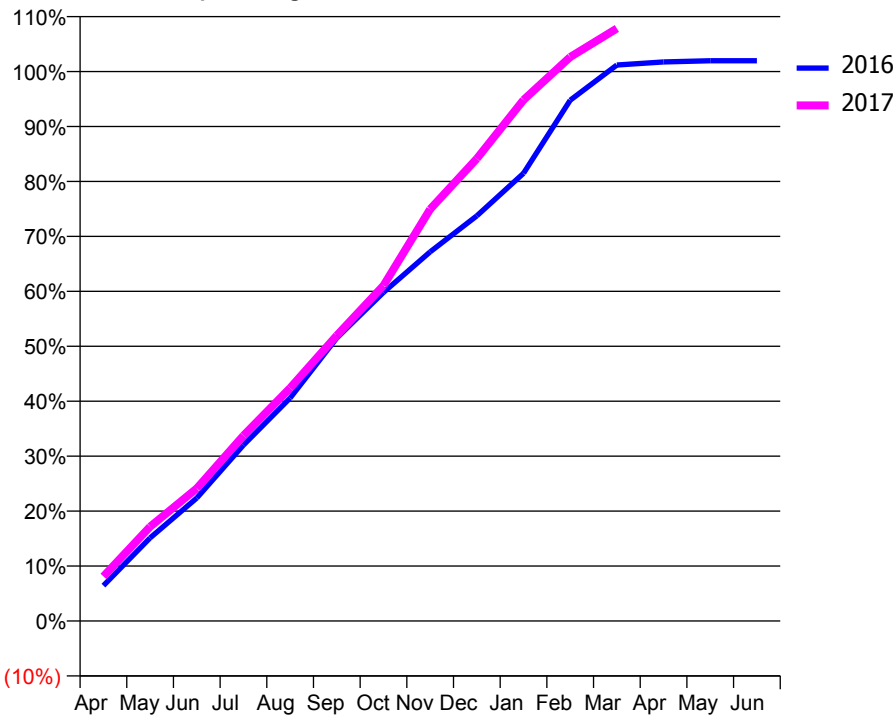
ACCESS*

Patients seen in 24 months	Total	Change since previous quarter
Quarter ending March 2016	4,808	
Quarter ending June 2016	4,769	→
Quarter ending September 2016	4,804	→
Quarter ending December 2016	4,958	↑
Quarter ending March 2017	5,112	↑
Variance since March 2016	6.3%	↑



ACTIVITY

Cumulative percentage of contracted UDA delivered 2016 & 2017



Month	2016	2017
April	746	937
May	1,748	1,985
June	2,586	2,787
July	3,698	3,899
August	4,690	4,898
September	5,950	6,004
October	6,908	7,051
November	7,761	8,658
December	8,519	9,720
January	9,412	10,953
February	10,947	11,857
March	11,688	12,458
April	11,754	
May	11,778	
June	11,778	

QUALITY

	Quantity	Base Number	Contract	AT	Region	England
% of FP17s for the same patient ID Re-attending within 3 months - Children	250	3,421	7.3%	10.0%	12.0%	12.3%
% of FP17s for the same patient ID Re-attending within 3 months - Adults	353	2,784	12.7%	15.4%	16.0%	16.7%
% of FP17s for the same patient ID Re-attending between 3 & 9 months - Children	1,659	3,421	48.5%	51.1%	58.8%	57.6%
% of FP17s for the same patient ID Re-attending between 3 & 9 months - Adults	1,050	2,784	37.7%	46.4%	51.2%	50.1%
% of FP17s for Band 1 Urgent Courses	554	5,449	10.2%	8.1%	8.0%	9.1%
% of FP17s Relating to Free Repair or Replacements	0	5,449	0.0%	0.7%	0.8%	0.8%
% of FP17s Relating to Continuations	7	5,449	0.1%	0.9%	1.2%	1.2%
% of Patients satisfied with the dentistry they have received	6	6	N/A	92.1%	92.7%	92.8%
% of Patients satisfied with the time they had to wait for an appointment	3	6	N/A	90.3%	89.1%	88.7%

* This is based on patients treated on this contract for their most recent course of treatment. Figures in italics indicate the base number of FP17s or Patient Questionnaire responses are less than 100. N/A is shown where the base number of responses is less than 10 during the period. % is calculated as Quantity/Base number*100

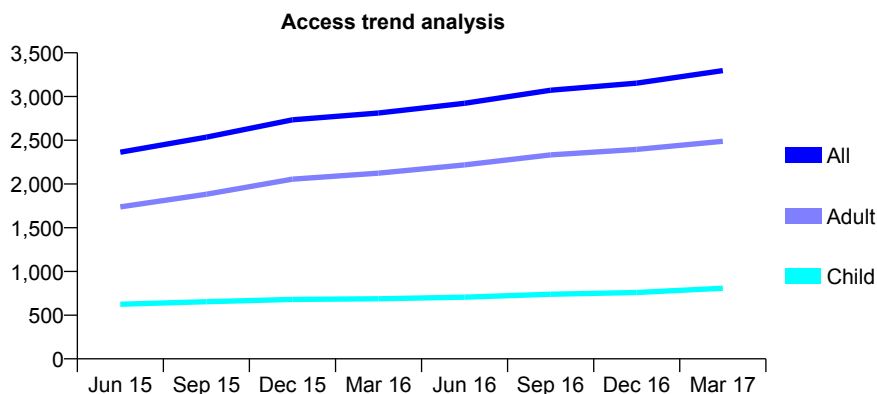
Q54 - Vital Signs At a Glance Contract Report for 576530/0001 - March 2017

Name or company name	MR AK PAL
Contract type name	GDS Contract
Purpose of contract	General
Contract start date	01/04/2006
Contract end date	

16/17 Contracted general activity (UDA)	6,708
Carry forward general activity (UDA)	-55
16/17 Contracted orthodontic activity (UOA)	0
Carry forward orthodontic activity (UOA)	0
Baseline contract value	£219,430.90

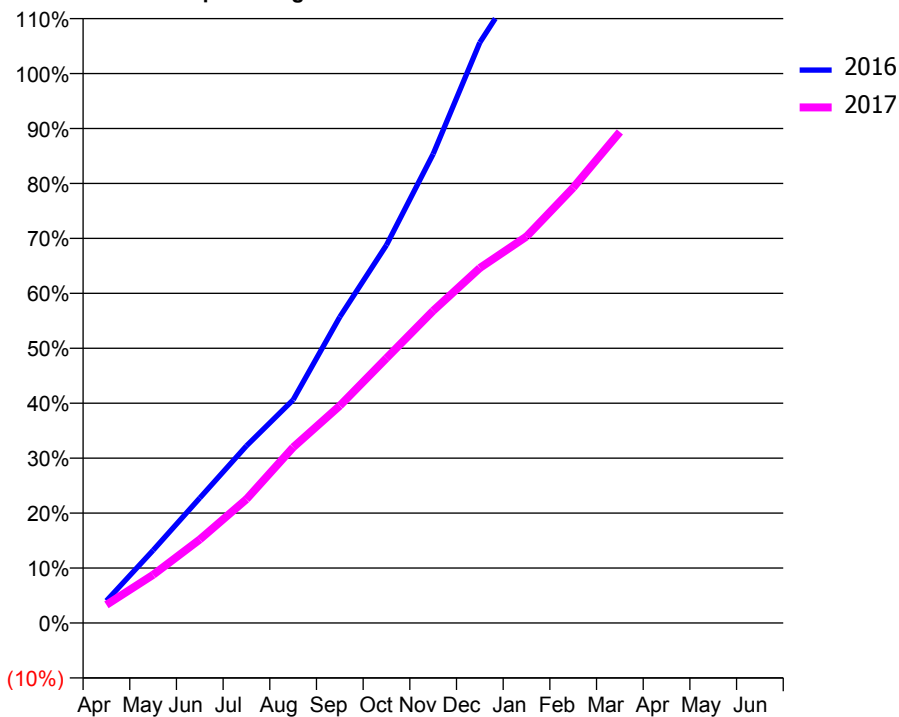
ACCESS*

Patients seen in 24 months	Total	Change since previous quarter
Quarter ending March 2016	2,811	
Quarter ending June 2016	2,923	↑
Quarter ending September 2016	3,072	↑
Quarter ending December 2016	3,153	↑
Quarter ending March 2017	3,296	↑
Variance since March 2016	17.3%	↑



ACTIVITY

Cumulative percentage of contracted UDA delivered 2016 & 2017



Month	Adjusted Scheduled Activity (UDA)	
	2016	2017
April	108	222
May	355	588
June	610	1,021
July	865	1,512
August	1,090	2,145
September	1,495	2,653
October	1,846	3,234
November	2,290	3,812
December	2,835	4,335
January	3,187	4,718
February	3,726	5,314
March	4,068	5,995
April	4,250	
May	4,257	
June	4,259	

QUALITY

	Quantity	Base Number	Contract	AT	Region	England
% of FP17s for the same patient ID Re-attending within 3 months - Children	64	1,032	6.2%	10.0%	12.0%	12.3%
% of FP17s for the same patient ID Re-attending within 3 months - Adults	384	2,594	14.8%	15.4%	16.0%	16.7%
% of FP17s for the same patient ID Re-attending between 3 & 9 months - Children	409	1,032	39.6%	51.1%	58.8%	57.6%
% of FP17s for the same patient ID Re-attending between 3 & 9 months - Adults	646	2,594	24.9%	46.4%	51.2%	50.1%
% of FP17s for Band 1 Urgent Courses	373	2,740	13.6%	8.1%	8.0%	9.1%
% of FP17s Relating to Free Repair or Replacements	2	2,740	0.1%	0.7%	0.8%	0.8%
% of FP17s Relating to Continuations	12	2,740	0.4%	0.9%	1.2%	1.2%
% of Patients satisfied with the dentistry they have received	3	3	N/A	92.1%	92.7%	92.8%
% of Patients satisfied with the time they had to wait for an appointment	2	3	N/A	90.3%	89.1%	88.7%

* This is based on patients treated on this contract for their most recent course of treatment. Figures in italics indicate the base number of FP17s or Patient Questionnaire responses are less than 100. N/A is shown where the base number of responses is less than 10 during the period. % is calculated as Quantity/Base number*100

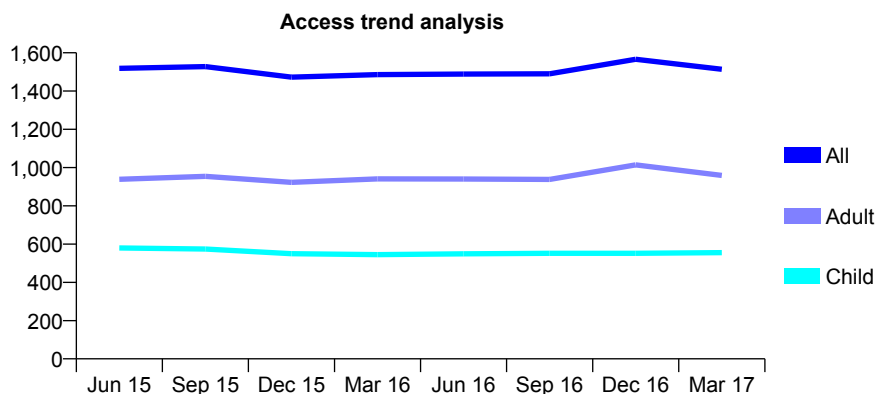
Q54 - Vital Signs At a Glance Contract Report for 577820/0001 - March 2017

Name or company name	MR R KUMAR
Contract type name	GDS Contract
Purpose of contract	General
Contract start date	01/04/2006
Contract end date	

16/17 Contracted general activity (UDA)	7,540
Carry forward general activity (UDA)	-115
16/17 Contracted orthodontic activity (UOA)	0
Carry forward orthodontic activity (UOA)	0
Baseline contract value	£220,588.98

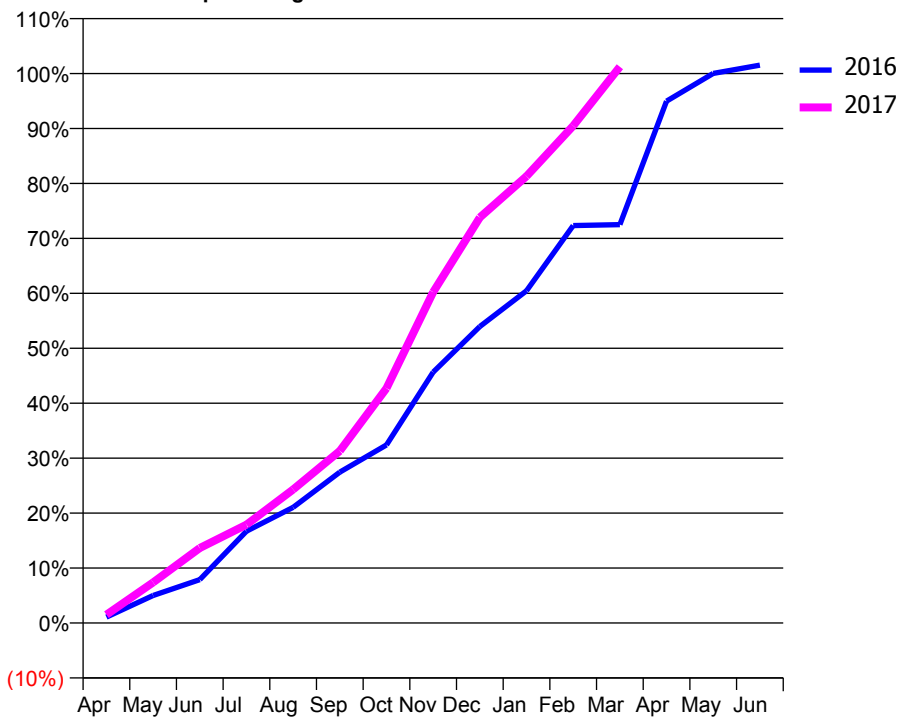
ACCESS*

Patients seen in 24 months	Total	Change since previous quarter
Quarter ending March 2016	1,486	
Quarter ending June 2016	1,489	→
Quarter ending September 2016	1,490	→
Quarter ending December 2016	1,566	↑
Quarter ending March 2017	1,514	↓
Variance since March 2016	1.9%	→



ACTIVITY

Cumulative percentage of contracted UDA delivered 2016 & 2017



Month	Adjusted Scheduled Activity (UDA)	
	2016	2017
April	81	115
May	377	557
June	596	1,030
July	1,259	1,349
August	1,587	1,832
September	2,070	2,361
October	2,443	3,222
November	3,443	4,540
December	4,068	5,565
January	4,560	6,130
February	5,454	6,822
March	5,466	7,633
April	7,160	
May	7,541	
June	7,655	

QUALITY

	Quantity	Base Number	Contract	AT	Region	England
% of FP17s for the same patient ID Re-attending within 3 months - Children	23	557	4.1%	10.0%	12.0%	12.3%
% of FP17s for the same patient ID Re-attending within 3 months - Adults	128	1,075	11.9%	15.4%	16.0%	16.7%
% of FP17s for the same patient ID Re-attending between 3 & 9 months - Children	118	557	21.2%	51.1%	58.8%	57.6%
% of FP17s for the same patient ID Re-attending between 3 & 9 months - Adults	320	1,075	29.8%	46.4%	51.2%	50.1%
% of FP17s for Band 1 Urgent Courses	61	1,267	4.8%	8.1%	8.0%	9.1%
% of FP17s Relating to Free Repair or Replacements	2	1,267	0.2%	0.7%	0.8%	0.8%
% of FP17s Relating to Continuations	2	1,267	0.2%	0.9%	1.2%	1.2%
% of Patients satisfied with the dentistry they have received	0	1	N/A	92.1%	92.7%	92.8%
% of Patients satisfied with the time they had to wait for an appointment	0	1	N/A	90.3%	89.1%	88.7%

* This is based on patients treated on this contract for their most recent course of treatment. Figures in italics indicate the base number of FP17s or Patient Questionnaire responses are less than 100. N/A is shown where the base number of responses is less than 10 during the period. % is calculated as Quantity/Base number*100

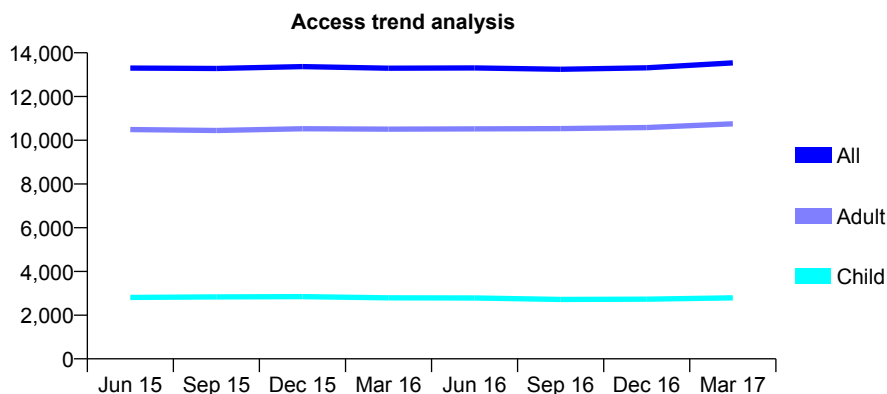
Q54 - Vital Signs At a Glance Contract Report for 619744/0004 - March 2017

Name or company name	MR AM WILLIAMS
Contract type name	GDS Contract
Purpose of contract	General and Orthodontic
Contract start date	01/07/2012
Contract end date	

16/17 Contracted general activity (UDA)	42,273
Carry forward general activity (UDA)	0
16/17 Contracted orthodontic activity (UOA)	1,974
Carry forward orthodontic activity (UOA)	-20
Baseline contract value	£1,101,102.19

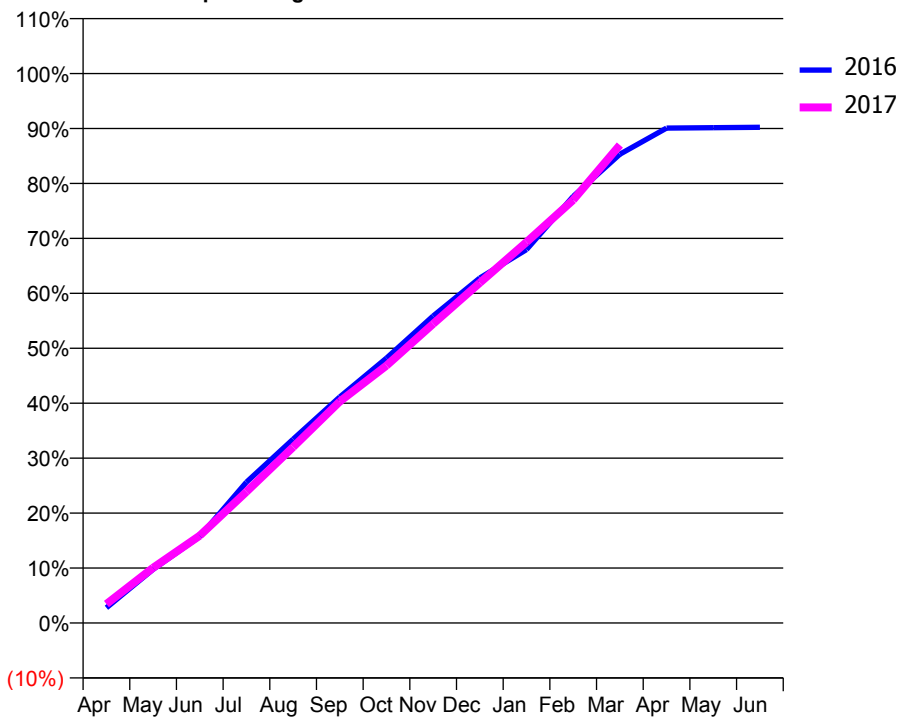
ACCESS*

Patients seen in 24 months	Total	Change since previous quarter
Quarter ending March 2016	13,298	
Quarter ending June 2016	13,307	→
Quarter ending September 2016	13,248	→
Quarter ending December 2016	13,315	→
Quarter ending March 2017	13,541	→
Variance since March 2016	1.8%	→



ACTIVITY

Cumulative percentage of contracted UDA delivered 2016 & 2017



Month	Adjusted Scheduled Activity (UDA)	
	2016	2017
April	1,171	1,460
May	4,131	4,253
June	6,666	6,727
July	10,833	10,102
August	14,139	13,533
September	17,395	17,045
October	20,378	19,806
November	23,620	23,012
December	26,542	26,177
January	28,726	29,302
February	32,826	32,546
March	36,065	36,769
April	38,076	
May	38,101	
June	38,131	

QUALITY

	Quantity	Base Number	Contract	AT	Region	England
% of FP17s for the same patient ID Re-attending within 3 months - Children	461	4,308	10.7%	10.0%	12.0%	12.3%
% of FP17s for the same patient ID Re-attending within 3 months - Adults	2,523	16,685	15.1%	15.4%	16.0%	16.7%
% of FP17s for the same patient ID Re-attending between 3 & 9 months - Children	2,563	4,308	59.5%	51.1%	58.8%	57.6%
% of FP17s for the same patient ID Re-attending between 3 & 9 months - Adults	10,243	16,685	61.4%	46.4%	51.2%	50.1%
% of FP17s for Band 1 Urgent Courses	1,554	19,714	7.9%	8.1%	8.0%	9.1%
% of FP17s Relating to Free Repair or Replacements	301	19,714	1.5%	0.7%	0.8%	0.8%
% of FP17s Relating to Continuations	399	19,714	2.0%	0.9%	1.2%	1.2%
% of Patients satisfied with the dentistry they have received	17	21	81.0%	92.1%	92.7%	92.8%
% of Patients satisfied with the time they had to wait for an appointment	20	21	95.2%	90.3%	89.1%	88.7%

* This is based on patients treated on this contract for their most recent course of treatment. Figures in italics indicate the base number of FP17s or Patient Questionnaire responses are less than 100. N/A is shown where the base number of responses is less than 10 during the period. % is calculated as Quantity/Base number*100

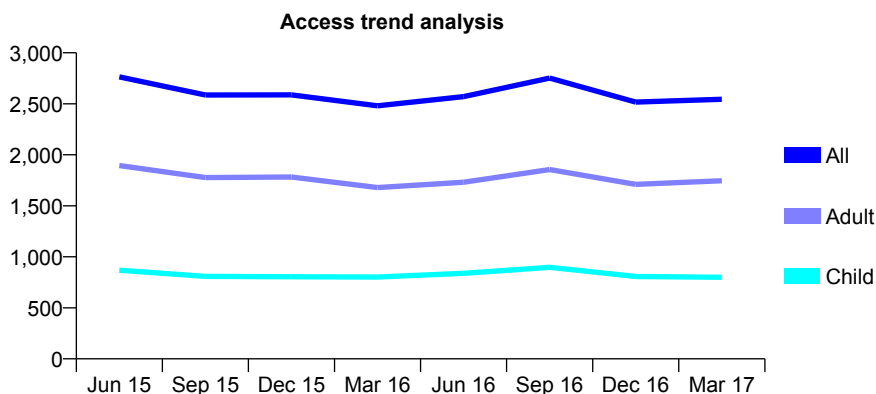
Q54 - Vital Signs At a Glance Contract Report for 629715/0001 - March 2017

Name or company name	MR M GIBBONS
Contract type name	GDS Contract
Purpose of contract	General
Contract start date	01/04/2006
Contract end date	

16/17 Contracted general activity (UDA)	9,814
Carry forward general activity (UDA)	0
16/17 Contracted orthodontic activity (UOA)	0
Carry forward orthodontic activity (UOA)	0
Baseline contract value	£222,636.27

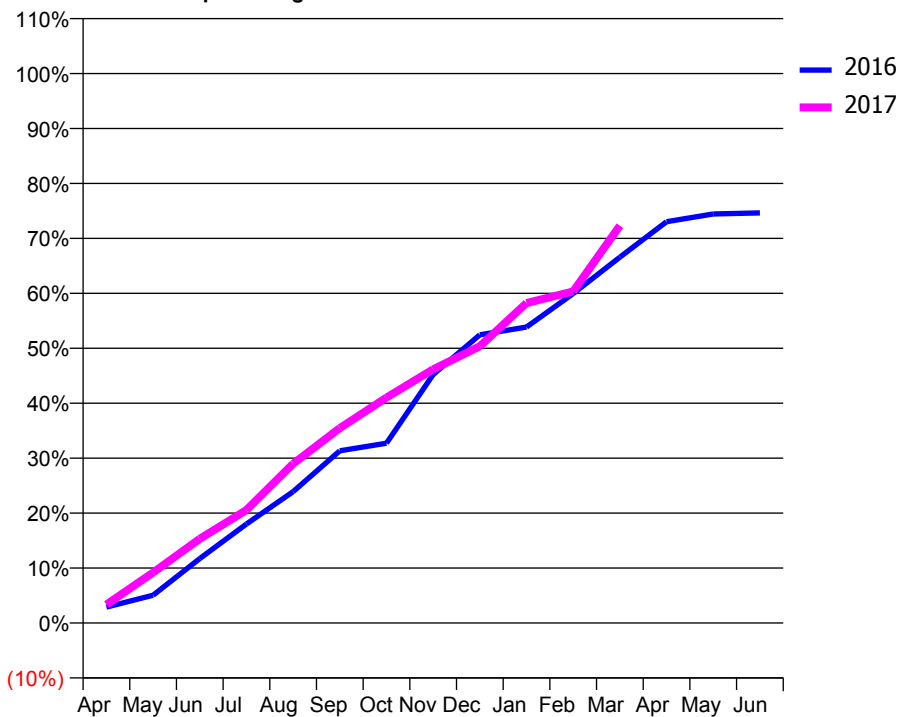
ACCESS*

Patients seen in 24 months	Total	Change since previous quarter
Quarter ending March 2016	2,481	
Quarter ending June 2016	2,571	↑
Quarter ending September 2016	2,752	↑
Quarter ending December 2016	2,517	↓
Quarter ending March 2017	2,545	→
Variance since March 2016	2.6%	↑



ACTIVITY

Cumulative percentage of contracted UDA delivered 2016 & 2017



Month	Adjusted Scheduled Activity (UDA)	
	2016	2017
April	284	330
May	497	901
June	1,152	1,505
July	1,768	2,017
August	2,347	2,845
September	3,075	3,481
October	3,212	4,025
November	4,437	4,530
December	5,147	4,943
January	5,286	5,715
February	5,884	5,923
March	6,533	7,096
April	7,168	
May	7,306	
June	7,324	

QUALITY

	Quantity	Base Number	Contract	AT	Region	England
% of FP17s for the same patient ID Re-attending within 3 months - Children	60	1,347	4.5%	10.0%	12.0%	12.3%
% of FP17s for the same patient ID Re-attending within 3 months - Adults	339	2,771	12.2%	15.4%	16.0%	16.7%
% of FP17s for the same patient ID Re-attending between 3 & 9 months - Children	624	1,347	46.3%	51.1%	58.8%	57.6%
% of FP17s for the same patient ID Re-attending between 3 & 9 months - Adults	1,168	2,771	42.2%	46.4%	51.2%	50.1%
% of FP17s for Band 1 Urgent Courses	175	3,632	4.8%	8.1%	8.0%	9.1%
% of FP17s Relating to Free Repair or Replacements	35	3,632	1.0%	0.7%	0.8%	0.8%
% of FP17s Relating to Continuations	33	3,632	0.9%	0.9%	1.2%	1.2%
% of Patients satisfied with the dentistry they have received	1	1	N/A	92.1%	92.7%	92.8%
% of Patients satisfied with the time they had to wait for an appointment	1	1	N/A	90.3%	89.1%	88.7%

* This is based on patients treated on this contract for their most recent course of treatment. Figures in italics indicate the base number of FP17s or Patient Questionnaire responses are less than 100. N/A is shown where the base number of responses is less than 10 during the period. % is calculated as Quantity/Base number*100

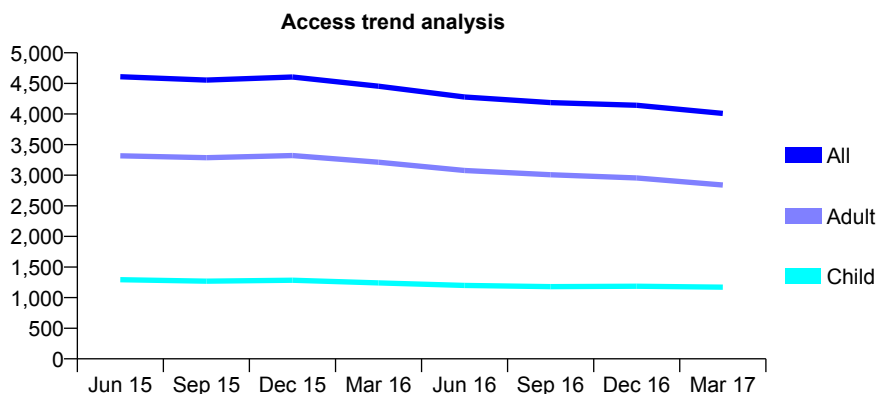
Q54 - Vital Signs At a Glance Contract Report for 629820/0001 - March 2017

Name or company name	MR JW TAYLOR
Contract type name	GDS Contract
Purpose of contract	General
Contract start date	01/04/2006
Contract end date	

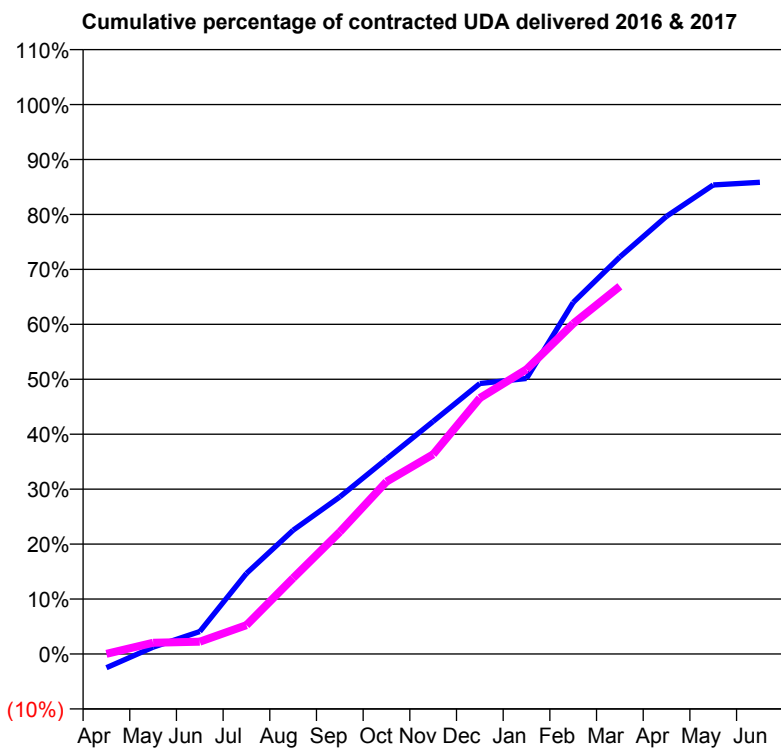
16/17 Contracted general activity (UDA)	16,237
Carry forward general activity (UDA)	0
16/17 Contracted orthodontic activity (UOA)	0
Carry forward orthodontic activity (UOA)	0
Baseline contract value	£372,119.04

ACCESS*

Patients seen in 24 months	Total	Change since previous quarter
Quarter ending March 2016	4,454	
Quarter ending June 2016	4,277	↓
Quarter ending September 2016	4,187	↓
Quarter ending December 2016	4,143	↓
Quarter ending March 2017	4,009	↓
Variance since March 2016	(10.0%)	↓



ACTIVITY



Month	Adjusted Scheduled Activity (UDA)	
	2016	2017
April	-409	4
May	201	331
June	662	363
July	2,381	855
August	3,660	2,243
September	4,642	3,606
October	5,764	5,093
November	6,874	5,901
December	7,994	7,562
January	8,143	8,410
February	10,390	9,762
March	11,733	10,864
April	12,936	
May	13,859	
June	13,940	

QUALITY

	Quantity	Base Number	Contract	AT	Region	England
% of FP17s for the same patient ID Re-attending within 3 months - Children	50	1,317	3.8%	10.0%	12.0%	12.3%
% of FP17s for the same patient ID Re-attending within 3 months - Adults	337	3,133	10.8%	15.4%	16.0%	16.7%
% of FP17s for the same patient ID Re-attending between 3 & 9 months - Children	537	1,317	40.8%	51.1%	58.8%	57.6%
% of FP17s for the same patient ID Re-attending between 3 & 9 months - Adults	1,411	3,133	45.0%	46.4%	51.2%	50.1%
% of FP17s for Band 1 Urgent Courses	294	3,695	8.0%	8.1%	8.0%	9.1%
% of FP17s Relating to Free Repair or Replacements	6	3,695	0.2%	0.7%	0.8%	0.8%
% of FP17s Relating to Continuations	2	3,695	0.1%	0.9%	1.2%	1.2%
% of Patients satisfied with the dentistry they have received	5	6	N/A	92.1%	92.7%	92.8%
% of Patients satisfied with the time they had to wait for an appointment	3	6	N/A	90.3%	89.1%	88.7%

* This is based on patients treated on this contract for their most recent course of treatment. Figures in italics indicate the base number of FP17s or Patient Questionnaire responses are less than 100. N/A is shown where the base number of responses is less than 10 during the period. % is calculated as Quantity/Base number*100

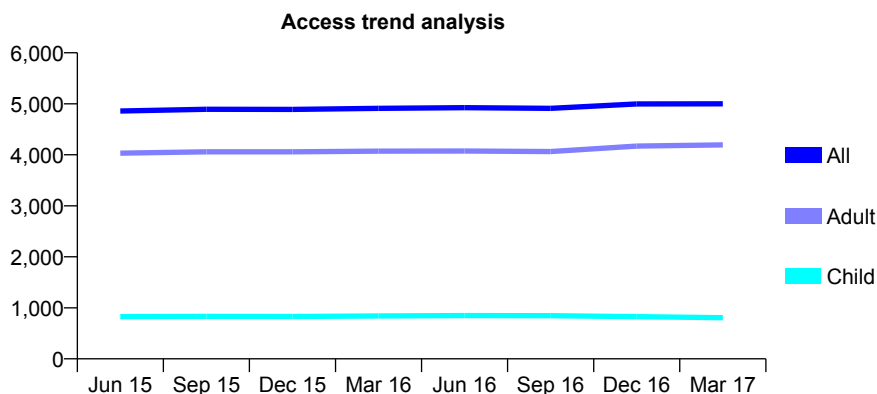
Q54 - Vital Signs At a Glance Contract Report for 630179/0001 - March 2017

Name or company name	MR SG HAMBLETON
Contract type name	GDS Contract
Purpose of contract	General and Orthodontic
Contract start date	01/04/2006
Contract end date	

16/17 Contracted general activity (UDA)	13,502
Carry forward general activity (UDA)	-270
16/17 Contracted orthodontic activity (UOA)	395
Carry forward orthodontic activity (UOA)	6
Baseline contract value	£347,973.66

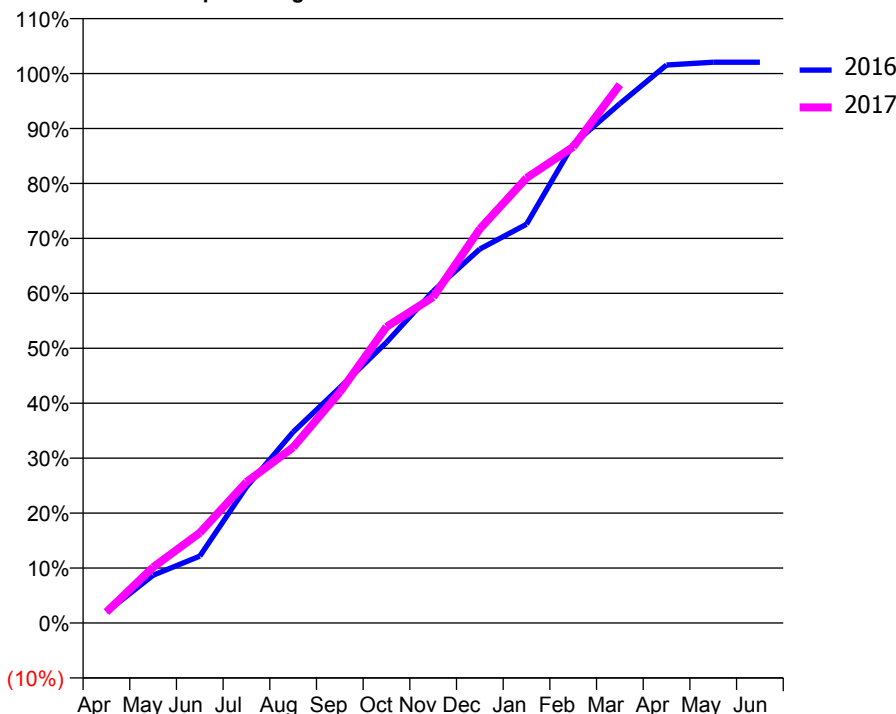
ACCESS*

Patients seen in 24 months	Total	Change since previous quarter
Quarter ending March 2016	4,912	
Quarter ending June 2016	4,923	→
Quarter ending September 2016	4,910	→
Quarter ending December 2016	4,997	→
Quarter ending March 2017	5,001	→
Variance since March 2016	1.8%	→



ACTIVITY

Cumulative percentage of contracted UDA delivered 2016 & 2017



Month	Adjusted Scheduled Activity (UDA)	
	2016	2017
April	270	270
May	1,174	1,371
June	1,643	2,218
July	3,342	3,464
August	4,695	4,316
September	5,785	5,671
October	6,894	7,279
November	8,153	8,009
December	9,189	9,685
January	9,799	10,934
February	11,764	11,700
March	12,761	13,230
April	13,711	
May	13,780	
June	13,780	

QUALITY

	Quantity	Base Number	Contract	AT	Region	England
% of FP17s for the same patient ID Re-attending within 3 months - Children	87	1,107	7.9%	10.0%	12.0%	12.3%
% of FP17s for the same patient ID Re-attending within 3 months - Adults	534	5,514	9.7%	15.4%	16.0%	16.7%
% of FP17s for the same patient ID Re-attending between 3 & 9 months - Children	570	1,107	51.5%	51.1%	58.8%	57.6%
% of FP17s for the same patient ID Re-attending between 3 & 9 months - Adults	3,079	5,514	55.8%	46.4%	51.2%	50.1%
% of FP17s for Band 1 Urgent Courses	145	6,138	2.4%	8.1%	8.0%	9.1%
% of FP17s Relating to Free Repair or Replacements	67	6,138	1.1%	0.7%	0.8%	0.8%
% of FP17s Relating to Continuations	83	6,138	1.4%	0.9%	1.2%	1.2%
% of Patients satisfied with the dentistry they have received	7	7	N/A	92.1%	92.7%	92.8%
% of Patients satisfied with the time they had to wait for an appointment	7	7	N/A	90.3%	89.1%	88.7%

* This is based on patients treated on this contract for their most recent course of treatment. Figures in italics indicate the base number of FP17s or Patient Questionnaire responses are less than 100. N/A is shown where the base number of responses is less than 10 during the period. % is calculated as Quantity/Base number*100

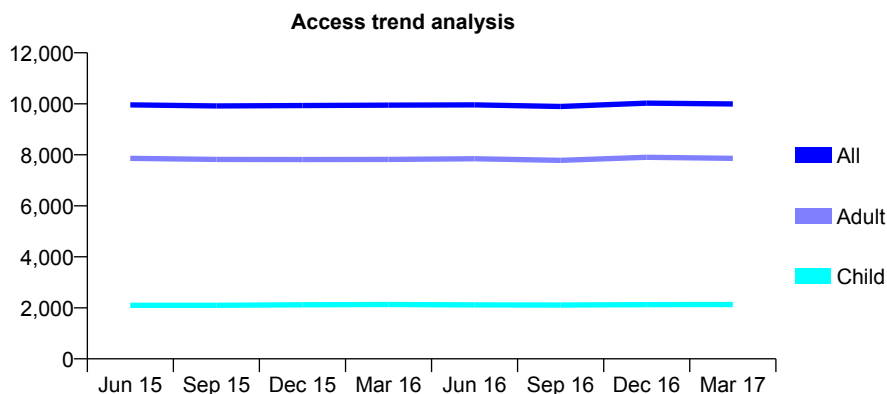
Q54 - Vital Signs At a Glance Contract Report for 631183/0001 - March 2017

Name or company name	MR AJ KIMPTON
Contract type name	GDS Contract
Purpose of contract	General
Contract start date	01/04/2006
Contract end date	

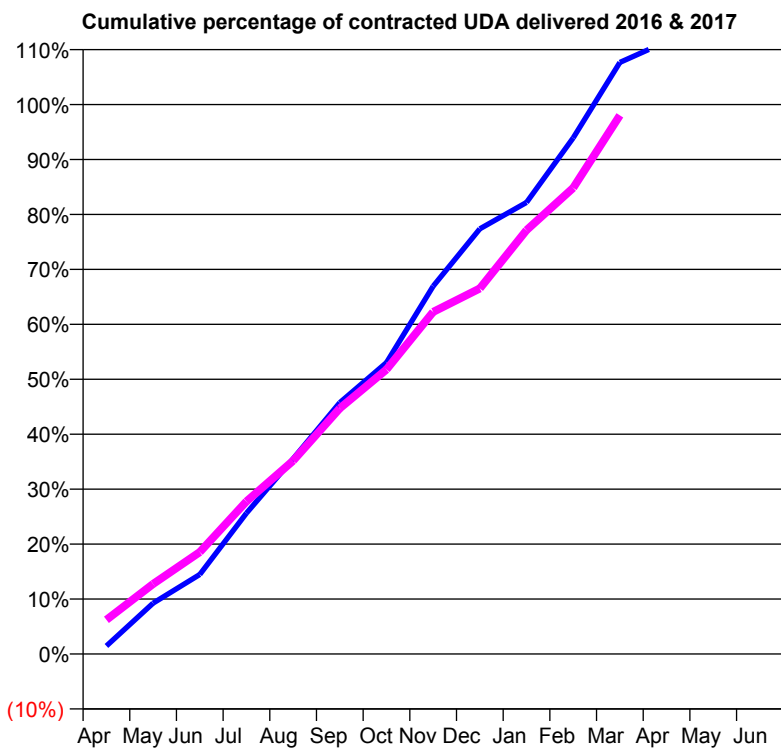
16/17 Contracted general activity (UDA)	26,410
Carry forward general activity (UDA)	-362
16/17 Contracted orthodontic activity (UOA)	0
Carry forward orthodontic activity (UOA)	0
Baseline contract value	£636,482.14

ACCESS*

Patients seen in 24 months	Total	Change since previous quarter
Quarter ending March 2016	9,950	
Quarter ending June 2016	9,958	→
Quarter ending September 2016	9,894	→
Quarter ending December 2016	10,028	→
Quarter ending March 2017	9,997	→
Variance since March 2016	0.5%	→



ACTIVITY



Month	Adjusted Scheduled Activity (UDA)	
	2016	2017
April	350	1,642
May	2,223	3,368
June	3,473	4,898
July	6,155	7,335
August	8,530	9,292
September	10,984	11,805
October	12,733	13,675
November	16,074	16,443
December	18,578	17,570
January	19,729	20,370
February	22,552	22,404
March	25,850	25,886
April	26,761	
May	26,761	
June	26,773	

QUALITY

	Quantity	Base Number	Contract	AT	Region	England
% of FP17s for the same patient ID Re-attending within 3 months - Children	210	2,940	7.1%	10.0%	12.0%	12.3%
% of FP17s for the same patient ID Re-attending within 3 months - Adults	1,549	10,272	15.1%	15.4%	16.0%	16.7%
% of FP17s for the same patient ID Re-attending between 3 & 9 months - Children	1,649	2,940	56.1%	51.1%	58.8%	57.6%
% of FP17s for the same patient ID Re-attending between 3 & 9 months - Adults	5,204	10,272	50.7%	46.4%	51.2%	50.1%
% of FP17s for Band 1 Urgent Courses	214	12,088	1.8%	8.1%	8.0%	9.1%
% of FP17s Relating to Free Repair or Replacements	93	12,088	0.8%	0.7%	0.8%	0.8%
% of FP17s Relating to Continuations	255	12,088	2.1%	0.9%	1.2%	1.2%
% of Patients satisfied with the dentistry they have received	53	53	100.0%	92.1%	92.7%	92.8%
% of Patients satisfied with the time they had to wait for an appointment	51	53	96.2%	90.3%	89.1%	88.7%

* This is based on patients treated on this contract for their most recent course of treatment. Figures in italics indicate the base number of FP17s or Patient Questionnaire responses are less than 100. N/A is shown where the base number of responses is less than 10 during the period. % is calculated as Quantity/Base number*100

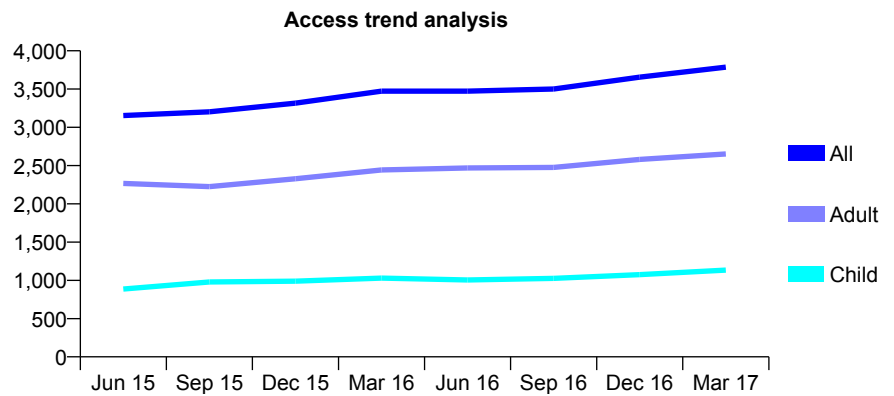
Q54 - Vital Signs At a Glance Contract Report for 638056/0001 - March 2017

Name or company name	MR CJ GIBSON
Contract type name	GDS Contract
Purpose of contract	General
Contract start date	01/04/2006
Contract end date	

16/17 Contracted general activity (UDA)	9,422
Carry forward general activity (UDA)	0
16/17 Contracted orthodontic activity (UOA)	0
Carry forward orthodontic activity (UOA)	0
Baseline contract value	£244,227.77

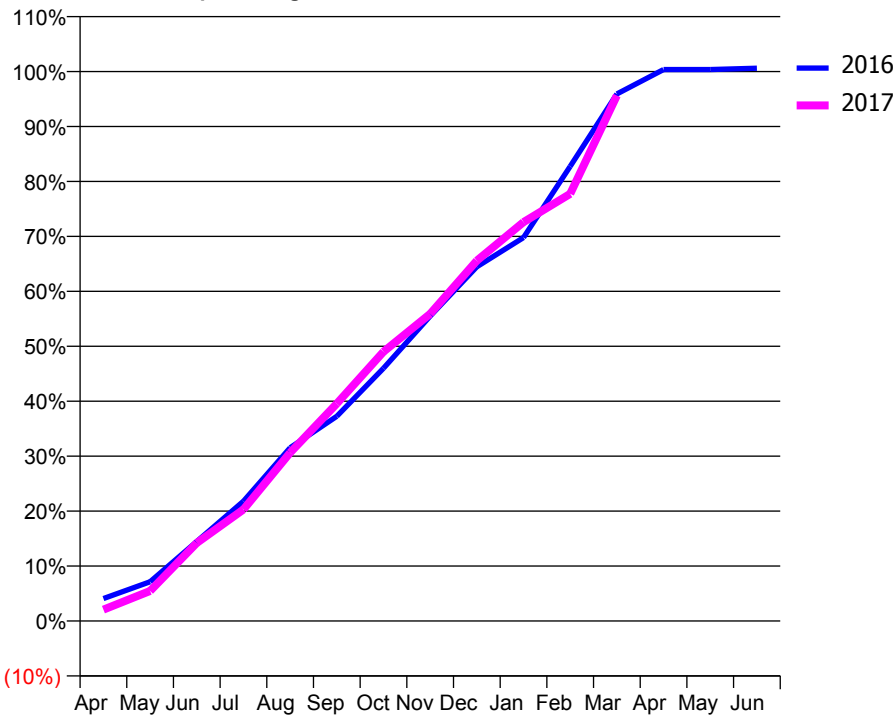
ACCESS*

Patients seen in 24 months	Total	Change since previous quarter
Quarter ending March 2016	3,472	
Quarter ending June 2016	3,473	→
Quarter ending September 2016	3,501	→
Quarter ending December 2016	3,655	↑
Quarter ending March 2017	3,786	↑
Variance since March 2016	9.0%	↑



ACTIVITY

Cumulative percentage of contracted UDA delivered 2016 & 2017



Month	Adjusted Scheduled Activity (UDA)	
	2016	2017
April	385	196
May	674	516
June	1,364	1,338
July	2,054	1,912
August	2,970	2,886
September	3,511	3,728
October	4,335	4,618
November	5,228	5,268
December	6,074	6,179
January	6,575	6,839
February	7,796	7,324
March	9,037	9,009
April	9,456	
May	9,455	
June	9,479	

QUALITY

	Quantity	Base Number	Contract	AT	Region	England
% of FP17s for the same patient ID Re-attending within 3 months - Children	84	1,329	6.3%	10.0%	12.0%	12.3%
% of FP17s for the same patient ID Re-attending within 3 months - Adults	344	2,772	12.4%	15.4%	16.0%	16.7%
% of FP17s for the same patient ID Re-attending between 3 & 9 months - Children	550	1,329	41.4%	51.1%	58.8%	57.6%
% of FP17s for the same patient ID Re-attending between 3 & 9 months - Adults	953	2,772	34.4%	46.4%	51.2%	50.1%
% of FP17s for Band 1 Urgent Courses	192	3,907	4.9%	8.1%	8.0%	9.1%
% of FP17s Relating to Free Repair or Replacements	49	3,907	1.3%	0.7%	0.8%	0.8%
% of FP17s Relating to Continuations	28	3,907	0.7%	0.9%	1.2%	1.2%
% of Patients satisfied with the dentistry they have received	4	5	N/A	92.1%	92.7%	92.8%
% of Patients satisfied with the time they had to wait for an appointment	4	5	N/A	90.3%	89.1%	88.7%

* This is based on patients treated on this contract for their most recent course of treatment. Figures in italics indicate the base number of FP17s or Patient Questionnaire responses are less than 100. N/A is shown where the base number of responses is less than 10 during the period. % is calculated as Quantity/Base number*100

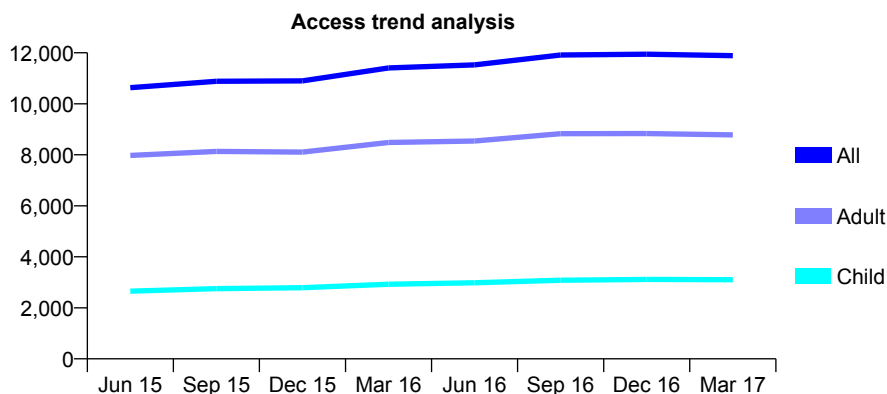
Q54 - Vital Signs At a Glance Contract Report for 638633/0001 - March 2017

Name or company name	Balbir S Bhandal, Amrik S Bhandal & Baljit
Contract type name	GDS Contract
Purpose of contract	General
Contract start date	01/04/2006
Contract end date	

16/17 Contracted general activity (UDA)	45,033
Carry forward general activity (UDA)	1,322
16/17 Contracted orthodontic activity (UOA)	0
Carry forward orthodontic activity (UOA)	0
Baseline contract value	£1,173,860.08

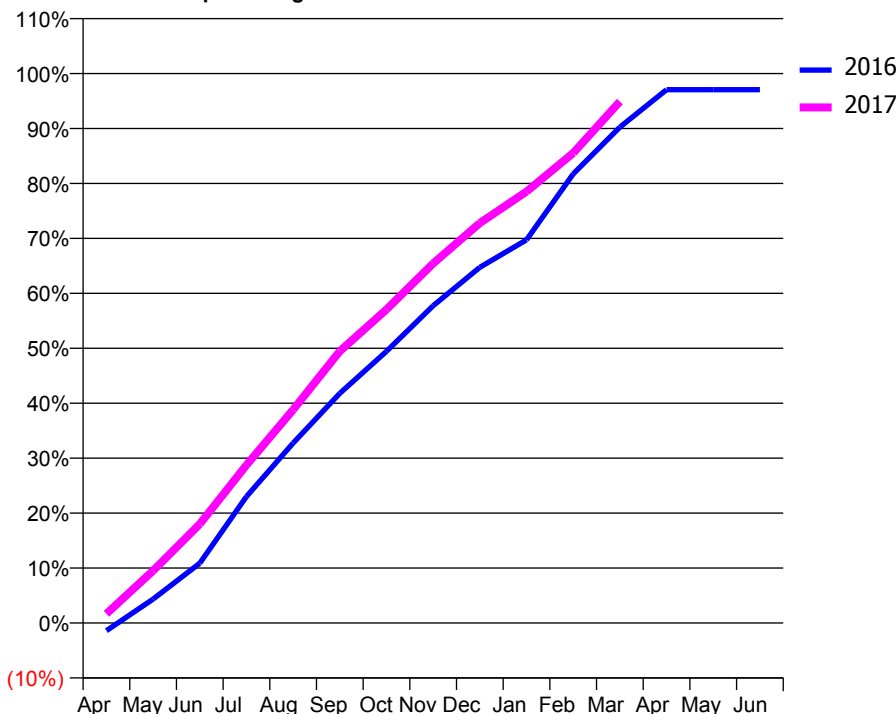
ACCESS*

Patients seen in 24 months	Total	Change since previous quarter
Quarter ending March 2016	11,405	
Quarter ending June 2016	11,526	→
Quarter ending September 2016	11,913	↑
Quarter ending December 2016	11,947	→
Quarter ending March 2017	11,887	→
Variance since March 2016	4.2%	↑



ACTIVITY

Cumulative percentage of contracted UDA delivered 2016 & 2017



Month	Adjusted Scheduled Activity (UDA)	
	2016	2017
April	-641	762
May	1,962	4,290
June	4,896	8,115
July	10,367	12,947
August	14,747	17,477
September	18,820	22,276
October	22,266	25,694
November	25,999	29,470
December	29,155	32,776
January	31,400	35,357
February	36,798	38,518
March	40,633	42,730
April	43,704	
May	43,707	
June	43,711	

QUALITY

	Quantity	Base Number	Contract	AT	Region	England
% of FP17s for the same patient ID Re-attending within 3 months - Children	181	3,775	4.8%	10.0%	12.0%	12.3%
% of FP17s for the same patient ID Re-attending within 3 months - Adults	893	9,581	9.3%	15.4%	16.0%	16.7%
% of FP17s for the same patient ID Re-attending between 3 & 9 months - Children	1,646	3,775	43.6%	51.1%	58.8%	57.6%
% of FP17s for the same patient ID Re-attending between 3 & 9 months - Adults	3,268	9,581	34.1%	46.4%	51.2%	50.1%
% of FP17s for Band 1 Urgent Courses	1,393	12,497	11.1%	8.1%	8.0%	9.1%
% of FP17s Relating to Free Repair or Replacements	134	12,497	1.1%	0.7%	0.8%	0.8%
% of FP17s Relating to Continuations	65	12,497	0.5%	0.9%	1.2%	1.2%
% of Patients satisfied with the dentistry they have received	21	22	95.5%	92.1%	92.7%	92.8%
% of Patients satisfied with the time they had to wait for an appointment	21	22	95.5%	90.3%	89.1%	88.7%

* This is based on patients treated on this contract for their most recent course of treatment. Figures in italics indicate the base number of FP17s or Patient Questionnaire responses are less than 100. N/A is shown where the base number of responses is less than 10 during the period. % is calculated as Quantity/Base number*100

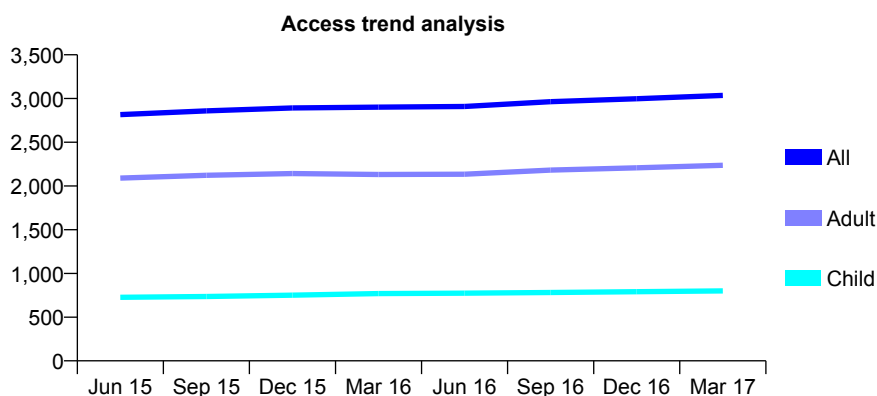
Q54 - Vital Signs At a Glance Contract Report for 638633/0002 - March 2017

Name or company name	Balbir S Bhandal, Amrik S Bhandal & Baljit
Contract type name	GDS Contract
Purpose of contract	General
Contract start date	01/04/2006
Contract end date	

16/17 Contracted general activity (UDA)	9,867
Carry forward general activity (UDA)	353
16/17 Contracted orthodontic activity (UOA)	0
Carry forward orthodontic activity (UOA)	0
Baseline contract value	£218,096.20

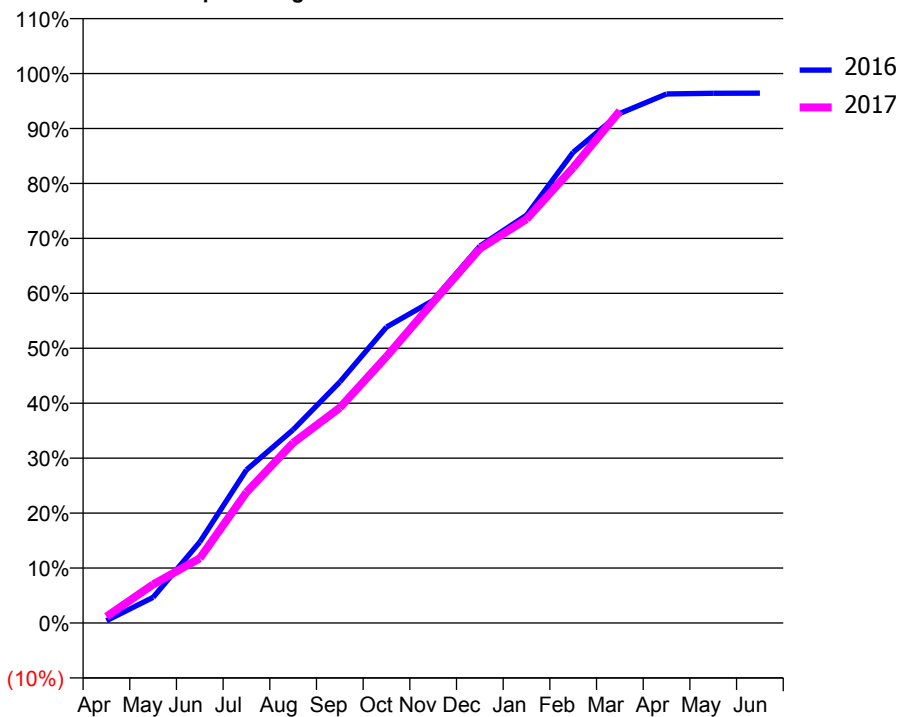
ACCESS*

Patients seen in 24 months	Total	Change since previous quarter
Quarter ending March 2016	2,901	
Quarter ending June 2016	2,909	→
Quarter ending September 2016	2,964	→
Quarter ending December 2016	2,998	→
Quarter ending March 2017	3,036	→
Variance since March 2016	4.7%	↑



ACTIVITY

Cumulative percentage of contracted UDA delivered 2016 & 2017



Month	Adjusted Scheduled Activity (UDA)	
	2016	2017
April	42	116
May	460	694
June	1,454	1,162
July	2,750	2,347
August	3,470	3,236
September	4,327	3,866
October	5,315	4,786
November	5,792	5,761
December	6,769	6,721
January	7,324	7,252
February	8,453	8,179
March	9,150	9,196
April	9,499	
May	9,512	
June	9,513	

QUALITY

	Quantity	Base Number	Contract	AT	Region	England
% of FP17s for the same patient ID Re-attending within 3 months - Children	18	884	2.0%	10.0%	12.0%	12.3%
% of FP17s for the same patient ID Re-attending within 3 months - Adults	147	2,491	5.9%	15.4%	16.0%	16.7%
% of FP17s for the same patient ID Re-attending between 3 & 9 months - Children	381	884	43.1%	51.1%	58.8%	57.6%
% of FP17s for the same patient ID Re-attending between 3 & 9 months - Adults	1,196	2,491	48.0%	46.4%	51.2%	50.1%
% of FP17s for Band 1 Urgent Courses	159	3,238	4.9%	8.1%	8.0%	9.1%
% of FP17s Relating to Free Repair or Replacements	33	3,238	1.0%	0.7%	0.8%	0.8%
% of FP17s Relating to Continuations	13	3,238	0.4%	0.9%	1.2%	1.2%
% of Patients satisfied with the dentistry they have received	6	6	N/A	92.1%	92.7%	92.8%
% of Patients satisfied with the time they had to wait for an appointment	6	6	N/A	90.3%	89.1%	88.7%

* This is based on patients treated on this contract for their most recent course of treatment. Figures in italics indicate the base number of FP17s or Patient Questionnaire responses are less than 100. N/A is shown where the base number of responses is less than 10 during the period. % is calculated as Quantity/Base number*100

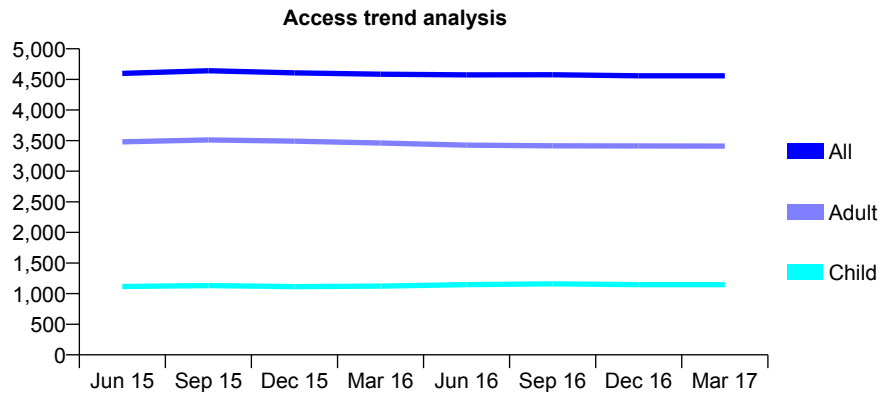
Q54 - Vital Signs At a Glance Contract Report for 638633/0003 - March 2017

Name or company name	Balbir S Bhandal, Amrik S Bhandal & Baljit
Contract type name	GDS Contract
Purpose of contract	General
Contract start date	01/04/2006
Contract end date	

16/17 Contracted general activity (UDA)	13,717
Carry forward general activity (UDA)	-175
16/17 Contracted orthodontic activity (UOA)	0
Carry forward orthodontic activity (UOA)	0
Baseline contract value	£340,613.89

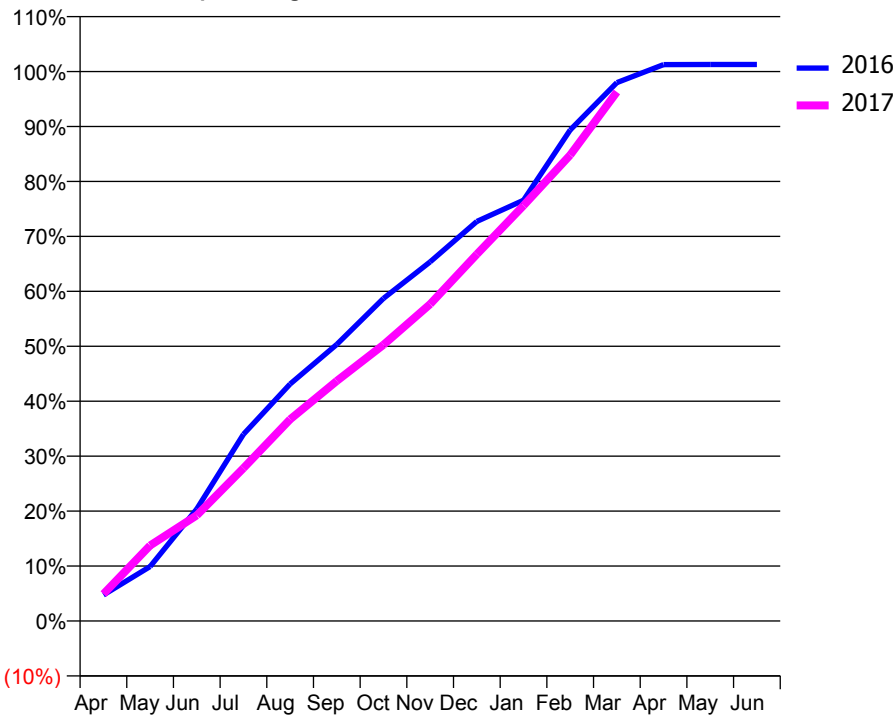
ACCESS*

Patients seen in 24 months	Total	Change since previous quarter
Quarter ending March 2016	4,585	
Quarter ending June 2016	4,575	→
Quarter ending September 2016	4,577	→
Quarter ending December 2016	4,559	→
Quarter ending March 2017	4,558	→
Variance since March 2016	(0.6%)	→



ACTIVITY

Cumulative percentage of contracted UDA delivered 2016 & 2017



Month	Adjusted Scheduled Activity (UDA)	
	2016	2017
April	651	672
May	1,358	1,884
June	2,797	2,638
July	4,660	3,818
August	5,917	5,034
September	6,906	5,994
October	8,054	6,894
November	8,967	7,909
December	9,975	9,155
January	10,503	10,370
February	12,257	11,632
March	13,439	13,207
April	13,890	
May	13,892	
June	13,892	

QUALITY

	Quantity	Base Number	Contract	AT	Region	England
% of FP17s for the same patient ID Re-attending within 3 months - Children	41	1,435	2.9%	10.0%	12.0%	12.3%
% of FP17s for the same patient ID Re-attending within 3 months - Adults	311	3,946	7.9%	15.4%	16.0%	16.7%
% of FP17s for the same patient ID Re-attending between 3 & 9 months - Children	608	1,435	42.4%	51.1%	58.8%	57.6%
% of FP17s for the same patient ID Re-attending between 3 & 9 months - Adults	1,670	3,946	42.3%	46.4%	51.2%	50.1%
% of FP17s for Band 1 Urgent Courses	212	5,149	4.1%	8.1%	8.0%	9.1%
% of FP17s Relating to Free Repair or Replacements	53	5,149	1.0%	0.7%	0.8%	0.8%
% of FP17s Relating to Continuations	37	5,149	0.7%	0.9%	1.2%	1.2%
% of Patients satisfied with the dentistry they have received	6	6	N/A	92.1%	92.7%	92.8%
% of Patients satisfied with the time they had to wait for an appointment	5	6	N/A	90.3%	89.1%	88.7%

* This is based on patients treated on this contract for their most recent course of treatment. Figures in italics indicate the base number of FP17s or Patient Questionnaire responses are less than 100. N/A is shown where the base number of responses is less than 10 during the period. % is calculated as Quantity/Base number*100

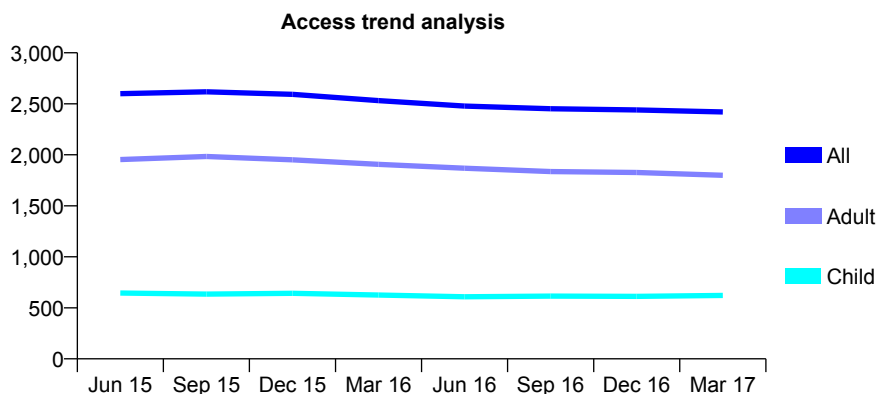
Q54 - Vital Signs At a Glance Contract Report for 638633/0004 - March 2017

Name or company name	Balbir S Bhandal, Amrik S Bhandal & Baljit
Contract type name	GDS Contract
Purpose of contract	General
Contract start date	01/04/2006
Contract end date	

16/17 Contracted general activity (UDA)	7,522
Carry forward general activity (UDA)	-104
16/17 Contracted orthodontic activity (UOA)	0
Carry forward orthodontic activity (UOA)	0
Baseline contract value	£186,725.73

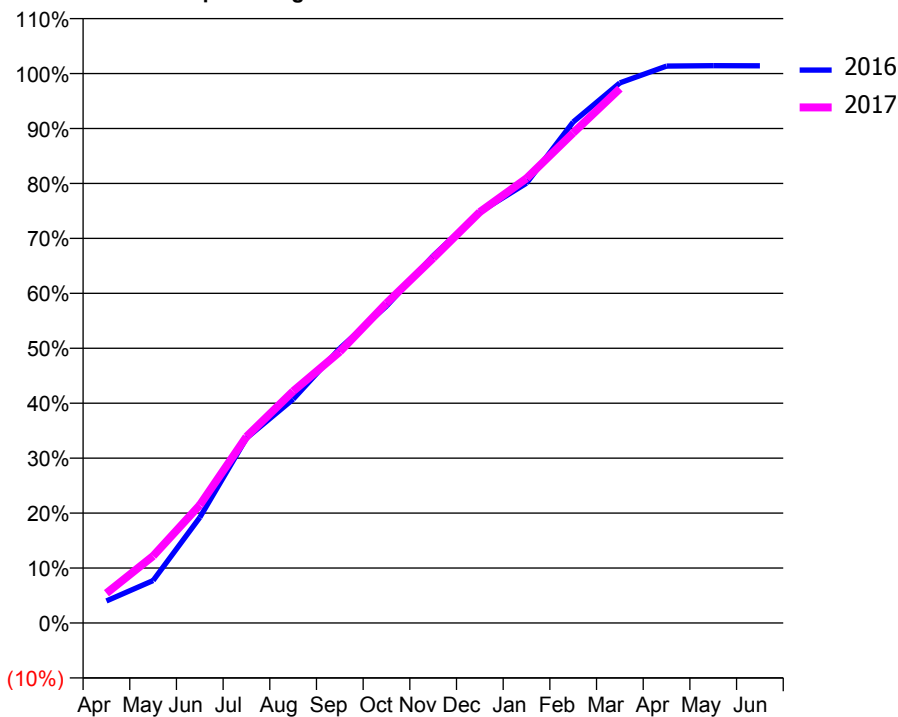
ACCESS*

Patients seen in 24 months	Total	Change since previous quarter
Quarter ending March 2016	2,531	
Quarter ending June 2016	2,478	↓
Quarter ending September 2016	2,451	↓
Quarter ending December 2016	2,440	→
Quarter ending March 2017	2,420	→
Variance since March 2016	(4.4%)	↓



ACTIVITY

Cumulative percentage of contracted UDA delivered 2016 & 2017



Month	Adjusted Scheduled Activity (UDA)	
	2016	2017
April	302	408
May	581	918
June	1,445	1,614
July	2,530	2,551
August	3,064	3,174
September	3,760	3,714
October	4,337	4,379
November	5,026	4,994
December	5,625	5,626
January	6,022	6,087
February	6,859	6,709
March	7,394	7,316
April	7,624	
May	7,628	
June	7,626	

QUALITY

	Quantity	Base Number	Contract	AT	Region	England
% of FP17s for the same patient ID Re-attending within 3 months - Children	35	783	4.5%	10.0%	12.0%	12.3%
% of FP17s for the same patient ID Re-attending within 3 months - Adults	167	1,995	8.4%	15.4%	16.0%	16.7%
% of FP17s for the same patient ID Re-attending between 3 & 9 months - Children	340	783	43.4%	51.1%	58.8%	57.6%
% of FP17s for the same patient ID Re-attending between 3 & 9 months - Adults	750	1,995	37.6%	46.4%	51.2%	50.1%
% of FP17s for Band 1 Urgent Courses	173	2,699	6.4%	8.1%	8.0%	9.1%
% of FP17s Relating to Free Repair or Replacements	24	2,699	0.9%	0.7%	0.8%	0.8%
% of FP17s Relating to Continuations	14	2,699	0.5%	0.9%	1.2%	1.2%
% of Patients satisfied with the dentistry they have received	1	1	N/A	92.1%	92.7%	92.8%
% of Patients satisfied with the time they had to wait for an appointment	1	1	N/A	90.3%	89.1%	88.7%

* This is based on patients treated on this contract for their most recent course of treatment. Figures in italics indicate the base number of FP17s or Patient Questionnaire responses are less than 100. N/A is shown where the base number of responses is less than 10 during the period. % is calculated as Quantity/Base number*100

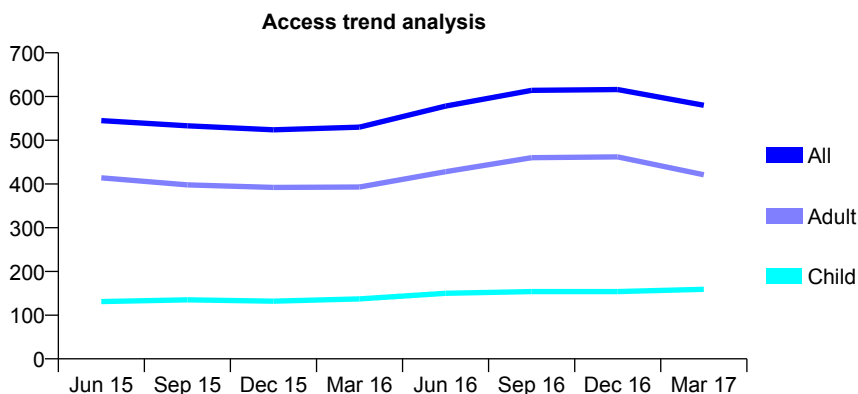
Q54 - Vital Signs At a Glance Contract Report for 638633/0005 - March 2017

Name or company name	Balbir S Bhandal, Amrik S Bhandal & Baljit
Contract type name	GDS Contract
Purpose of contract	General and Orthodontic
Contract start date	01/04/2006
Contract end date	

16/17 Contracted general activity (UDA)	2,045
Carry forward general activity (UDA)	71
16/17 Contracted orthodontic activity (UOA)	450
Carry forward orthodontic activity (UOA)	0
Baseline contract value	£74,193.80

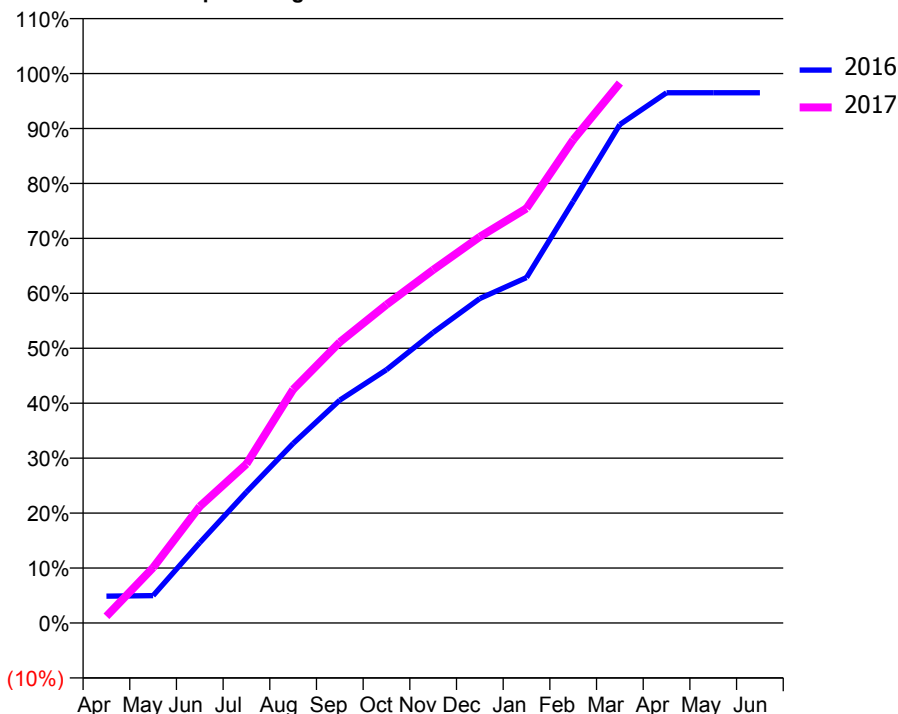
ACCESS*

Patients seen in 24 months	Total	Change since previous quarter
Quarter ending March 2016	530	
Quarter ending June 2016	578	↑
Quarter ending September 2016	614	↑
Quarter ending December 2016	616	→
Quarter ending March 2017	580	↓
Variance since March 2016	9.4%	↑



ACTIVITY

Cumulative percentage of contracted UDA delivered 2016 & 2017



Month	Adjusted Scheduled Activity (UDA)	
	2016	2017
April	100	25
May	102	206
June	299	434
July	488	592
August	668	869
September	829	1,045
October	943	1,185
November	1,081	1,314
December	1,208	1,438
January	1,286	1,543
February	1,569	1,798
March	1,855	2,010
April	1,973	
May	1,973	
June	1,973	

QUALITY

	Quantity	Base Number	Contract	AT	Region	England
% of FP17s for the same patient ID Re-attending within 3 months - Children	34	305	11.1%	10.0%	12.0%	12.3%
% of FP17s for the same patient ID Re-attending within 3 months - Adults	47	633	7.4%	15.4%	16.0%	16.7%
% of FP17s for the same patient ID Re-attending between 3 & 9 months - Children	117	305	38.4%	51.1%	58.8%	57.6%
% of FP17s for the same patient ID Re-attending between 3 & 9 months - Adults	318	633	50.2%	46.4%	51.2%	50.1%
% of FP17s for Band 1 Urgent Courses	89	832	10.7%	8.1%	8.0%	9.1%
% of FP17s Relating to Free Repair or Replacements	1	832	0.1%	0.7%	0.8%	0.8%
% of FP17s Relating to Continuations	5	832	0.6%	0.9%	1.2%	1.2%
% of Patients satisfied with the dentistry they have received	0	0	N/A	92.1%	92.7%	92.8%
% of Patients satisfied with the time they had to wait for an appointment	0	0	N/A	90.3%	89.1%	88.7%

* This is based on patients treated on this contract for their most recent course of treatment. Figures in italics indicate the base number of FP17s or Patient Questionnaire responses are less than 100. N/A is shown where the base number of responses is less than 10 during the period. % is calculated as Quantity/Base number*100

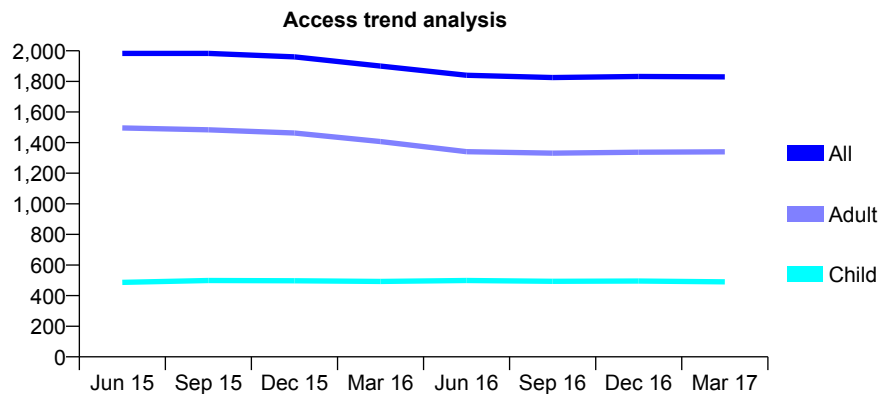
Q54 - Vital Signs At a Glance Contract Report for 638633/0006 - March 2017

Name or company name	Balbir S Bhandal, Amrik S Bhandal & Baljit
Contract type name	GDS Contract
Purpose of contract	General
Contract start date	01/04/2006
Contract end date	

16/17 Contracted general activity (UDA)	6,103
Carry forward general activity (UDA)	83
16/17 Contracted orthodontic activity (UOA)	0
Carry forward orthodontic activity (UOA)	0
Baseline contract value	£131,894.25

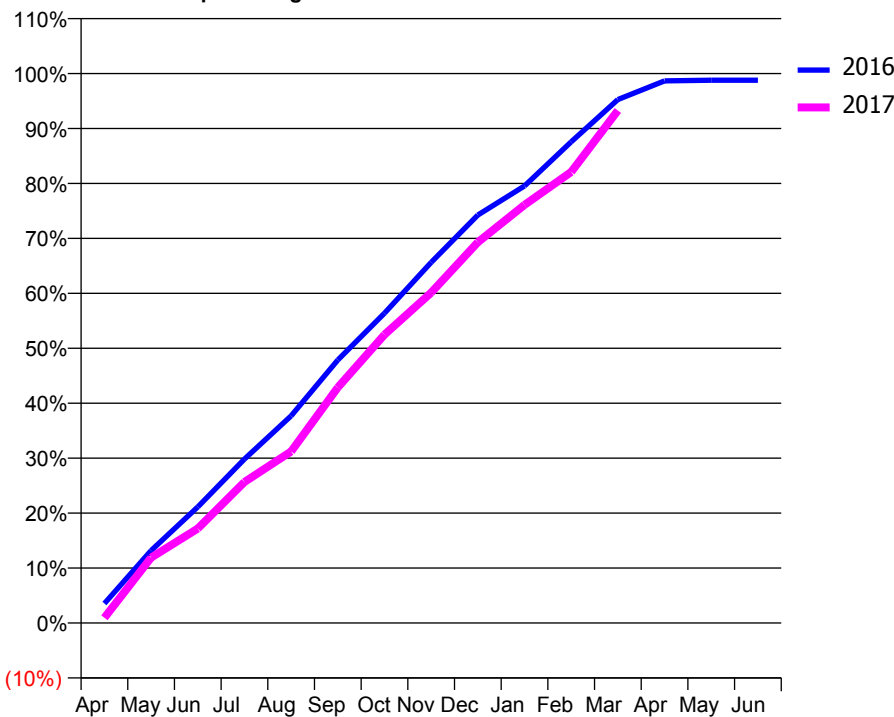
ACCESS*

Patients seen in 24 months	Total	Change since previous quarter
Quarter ending March 2016	1,900	
Quarter ending June 2016	1,840	↓
Quarter ending September 2016	1,825	→
Quarter ending December 2016	1,832	→
Quarter ending March 2017	1,830	→
Variance since March 2016	(3.7%)	↓



ACTIVITY

Cumulative percentage of contracted UDA delivered 2016 & 2017



Month	Adjusted Scheduled Activity (UDA)	
	2016	2017
April	217	59
May	806	727
June	1,289	1,050
July	1,821	1,566
August	2,301	1,905
September	2,922	2,616
October	3,442	3,202
November	4,005	3,669
December	4,531	4,228
January	4,854	4,644
February	5,344	5,009
March	5,814	5,693
April	6,021	
May	6,028	
June	6,028	

QUALITY

	Quantity	Base Number	Contract	AT	Region	England
% of FP17s for the same patient ID Re-attending within 3 months - Children	6	621	1.0%	10.0%	12.0%	12.3%
% of FP17s for the same patient ID Re-attending within 3 months - Adults	71	1,500	4.7%	15.4%	16.0%	16.7%
% of FP17s for the same patient ID Re-attending between 3 & 9 months - Children	267	621	43.0%	51.1%	58.8%	57.6%
% of FP17s for the same patient ID Re-attending between 3 & 9 months - Adults	568	1,500	37.9%	46.4%	51.2%	50.1%
% of FP17s for Band 1 Urgent Courses	60	2,052	2.9%	8.1%	8.0%	9.1%
% of FP17s Relating to Free Repair or Replacements	19	2,052	0.9%	0.7%	0.8%	0.8%
% of FP17s Relating to Continuations	7	2,052	0.3%	0.9%	1.2%	1.2%
% of Patients satisfied with the dentistry they have received	1	1	N/A	92.1%	92.7%	92.8%
% of Patients satisfied with the time they had to wait for an appointment	1	1	N/A	90.3%	89.1%	88.7%

* This is based on patients treated on this contract for their most recent course of treatment. Figures in italics indicate the base number of FP17s or Patient Questionnaire responses are less than 100. N/A is shown where the base number of responses is less than 10 during the period. % is calculated as Quantity/Base number*100

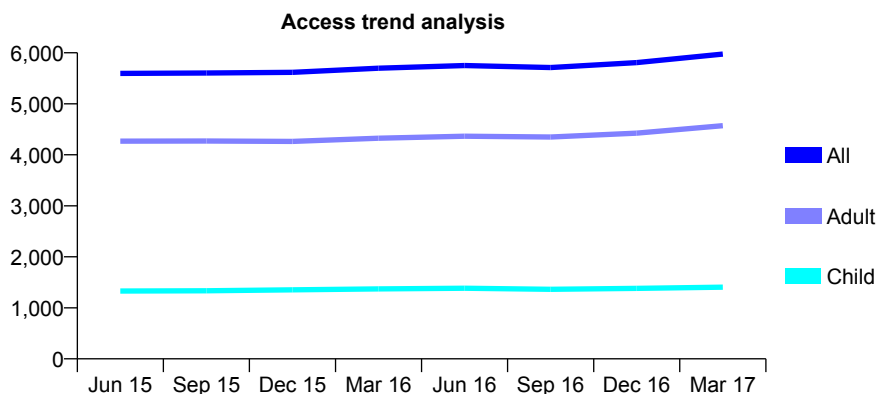
Q54 - Vital Signs At a Glance Contract Report for 638633/0007 - March 2017

Name or company name	Balbir S Bhandal, Amrik S Bhandal & Baljit
Contract type name	GDS Contract
Purpose of contract	General
Contract start date	01/04/2006
Contract end date	

16/17 Contracted general activity (UDA)	19,396
Carry forward general activity (UDA)	616
16/17 Contracted orthodontic activity (UOA)	0
Carry forward orthodontic activity (UOA)	0
Baseline contract value	£444,833.10

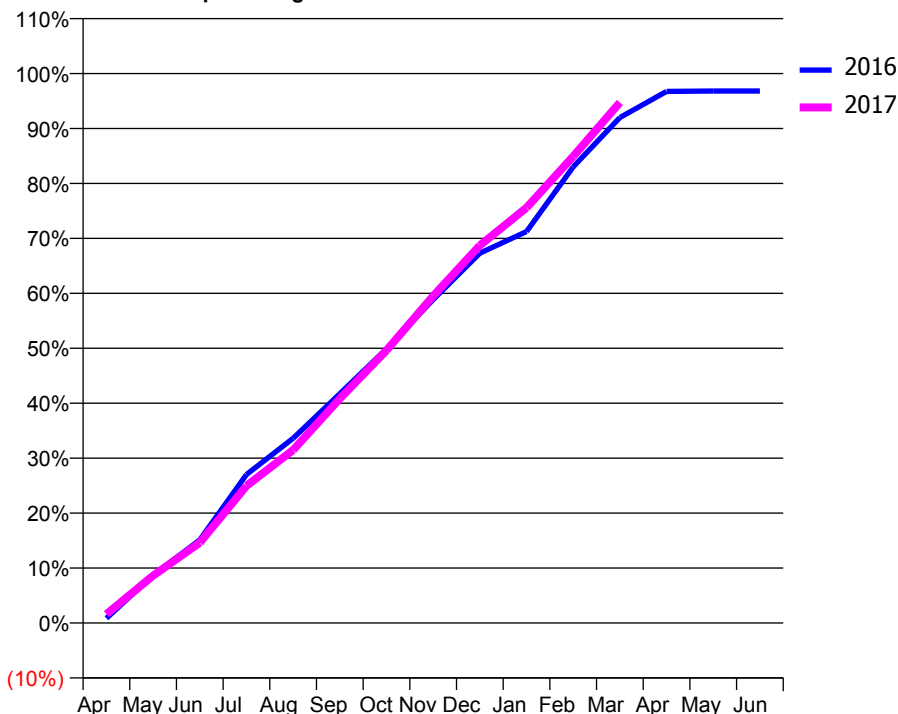
ACCESS*

Patients seen in 24 months	Total	Change since previous quarter
Quarter ending March 2016	5,697	
Quarter ending June 2016	5,750	→
Quarter ending September 2016	5,711	→
Quarter ending December 2016	5,807	→
Quarter ending March 2017	5,974	↑
Variance since March 2016	4.9%	↑



ACTIVITY

Cumulative percentage of contracted UDA delivered 2016 & 2017



Month	Adjusted Scheduled Activity (UDA)	
	2016	2017
April	168	315
May	1,687	1,672
June	2,932	2,838
July	5,242	4,840
August	6,519	6,108
September	8,095	7,920
October	9,677	9,625
November	11,415	11,542
December	13,056	13,329
January	13,815	14,657
February	16,101	16,473
March	17,843	18,373
April	18,764	
May	18,778	
June	18,779	

QUALITY

	Quantity	Base Number	Contract	AT	Region	England
% of FP17s for the same patient ID Re-attending within 3 months - Children	92	1,833	5.0%	10.0%	12.0%	12.3%
% of FP17s for the same patient ID Re-attending within 3 months - Adults	655	5,552	11.8%	15.4%	16.0%	16.7%
% of FP17s for the same patient ID Re-attending between 3 & 9 months - Children	1,002	1,833	54.7%	51.1%	58.8%	57.6%
% of FP17s for the same patient ID Re-attending between 3 & 9 months - Adults	2,585	5,552	46.6%	46.4%	51.2%	50.1%
% of FP17s for Band 1 Urgent Courses	416	7,044	5.9%	8.1%	8.0%	9.1%
% of FP17s Relating to Free Repair or Replacements	63	7,044	0.9%	0.7%	0.8%	0.8%
% of FP17s Relating to Continuations	52	7,044	0.7%	0.9%	1.2%	1.2%
% of Patients satisfied with the dentistry they have received	4	4	N/A	92.1%	92.7%	92.8%
% of Patients satisfied with the time they had to wait for an appointment	4	4	N/A	90.3%	89.1%	88.7%

* This is based on patients treated on this contract for their most recent course of treatment. Figures in italics indicate the base number of FP17s or Patient Questionnaire responses are less than 100. N/A is shown where the base number of responses is less than 10 during the period. % is calculated as Quantity/Base number*100

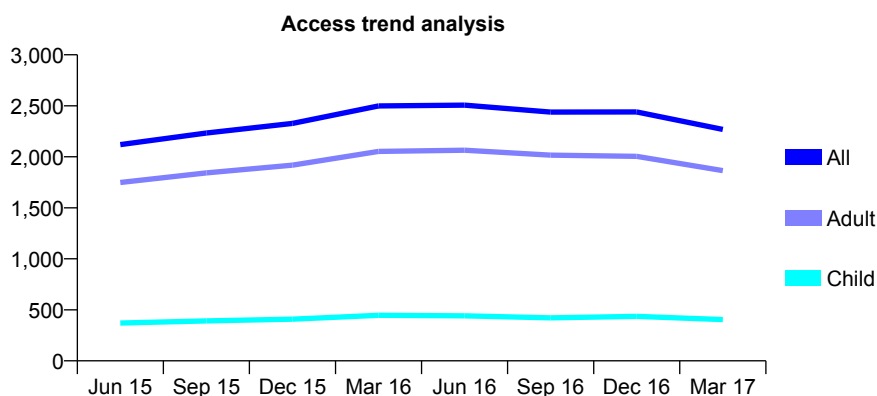
Q54 - Vital Signs At a Glance Contract Report for 638633/0008 - March 2017

Name or company name	Balbir S Bhandal, Amrik S Bhandal & Baljit
Contract type name	GDS Contract
Purpose of contract	General
Contract start date	01/04/2006
Contract end date	

16/17 Contracted general activity (UDA)	9,466
Carry forward general activity (UDA)	-22
16/17 Contracted orthodontic activity (UOA)	0
Carry forward orthodontic activity (UOA)	0
Baseline contract value	£227,489.23

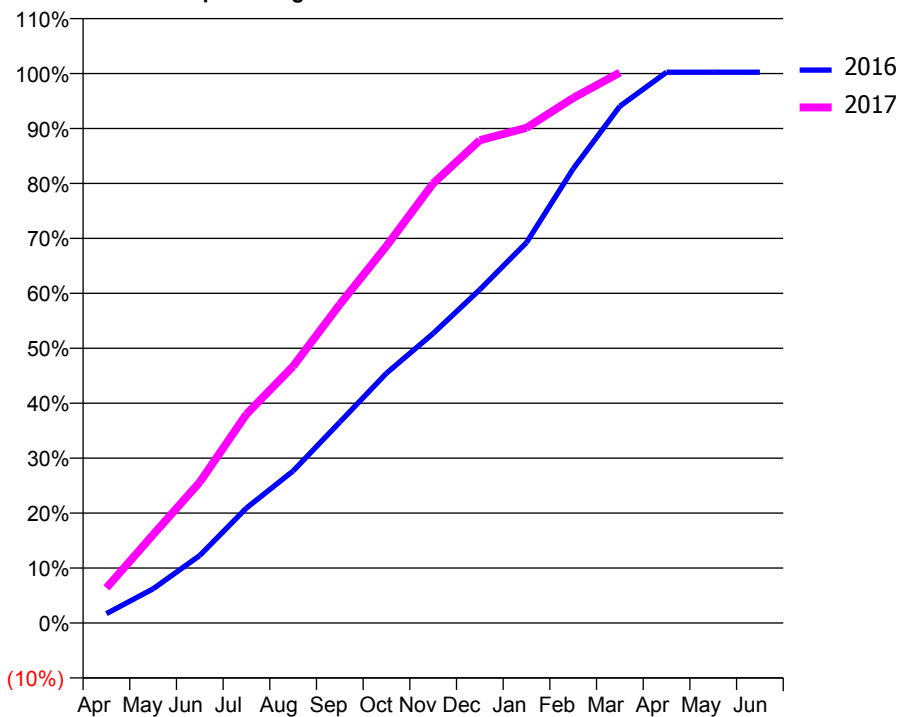
ACCESS*

Patients seen in 24 months	Total	Change since previous quarter
Quarter ending March 2016	2,499	
Quarter ending June 2016	2,506	→
Quarter ending September 2016	2,438	↓
Quarter ending December 2016	2,440	→
Quarter ending March 2017	2,269	↓
Variance since March 2016	(9.2%)	↓



ACTIVITY

Cumulative percentage of contracted UDA delivered 2016 & 2017



Month	Adjusted Scheduled Activity (UDA)	
	2016	2017
April	162	606
May	589	1,522
June	1,164	2,427
July	1,980	3,598
August	2,620	4,422
September	3,461	5,489
October	4,303	6,495
November	4,989	7,573
December	5,744	8,316
January	6,555	8,529
February	7,826	9,044
March	8,902	9,482
April	9,488	
May	9,488	
June	9,488	

QUALITY

	Quantity	Base Number	Contract	AT	Region	England
% of FP17s for the same patient ID Re-attending within 3 months - Children	7	421	1.7%	10.0%	12.0%	12.3%
% of FP17s for the same patient ID Re-attending within 3 months - Adults	137	1,760	7.8%	15.4%	16.0%	16.7%
% of FP17s for the same patient ID Re-attending between 3 & 9 months - Children	201	421	47.7%	51.1%	58.8%	57.6%
% of FP17s for the same patient ID Re-attending between 3 & 9 months - Adults	708	1,760	40.2%	46.4%	51.2%	50.1%
% of FP17s for Band 1 Urgent Courses	119	2,048	5.8%	8.1%	8.0%	9.1%
% of FP17s Relating to Free Repair or Replacements	6	2,048	0.3%	0.7%	0.8%	0.8%
% of FP17s Relating to Continuations	12	2,048	0.6%	0.9%	1.2%	1.2%
% of Patients satisfied with the dentistry they have received	5	6	N/A	92.1%	92.7%	92.8%
% of Patients satisfied with the time they had to wait for an appointment	5	6	N/A	90.3%	89.1%	88.7%

* This is based on patients treated on this contract for their most recent course of treatment. Figures in italics indicate the base number of FP17s or Patient Questionnaire responses are less than 100. N/A is shown where the base number of responses is less than 10 during the period. % is calculated as Quantity/Base number*100

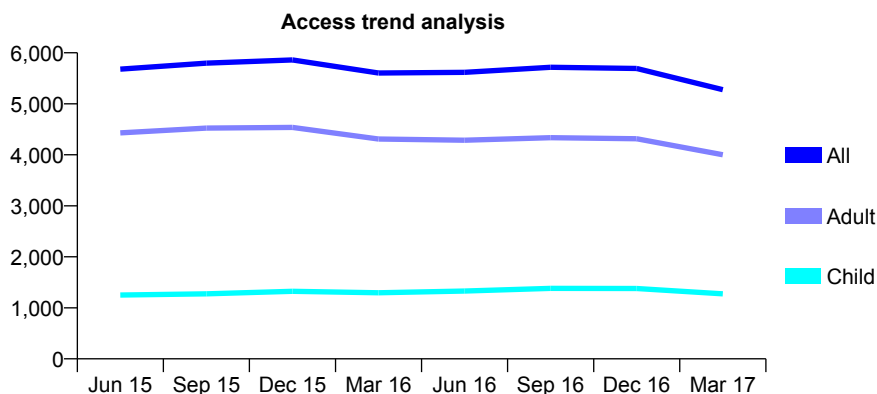
Q54 - Vital Signs At a Glance Contract Report for 638633/0009 - March 2017

Name or company name	Balbir S Bhandal, Amrik S Bhandal & Baljit
Contract type name	GDS Contract
Purpose of contract	General
Contract start date	01/04/2006
Contract end date	

16/17 Contracted general activity (UDA)	18,695
Carry forward general activity (UDA)	200
16/17 Contracted orthodontic activity (UOA)	0
Carry forward orthodontic activity (UOA)	0
Baseline contract value	£430,993.09

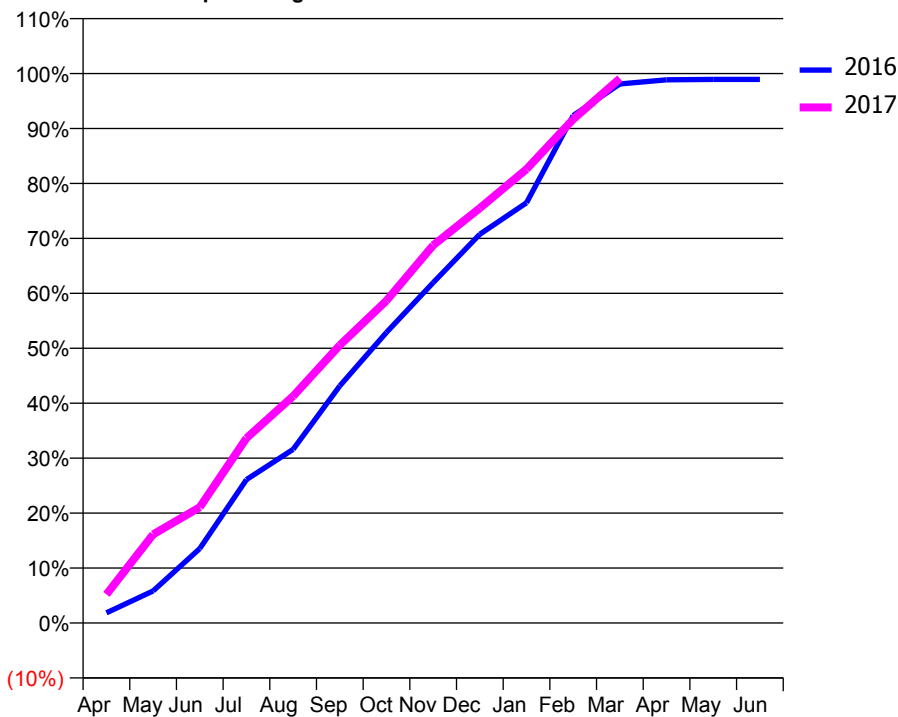
ACCESS*

Patients seen in 24 months	Total	Change since previous quarter
Quarter ending March 2016	5,604	
Quarter ending June 2016	5,617	→
Quarter ending September 2016	5,717	→
Quarter ending December 2016	5,693	→
Quarter ending March 2017	5,276	↓
Variance since March 2016	(5.9%)	↓



ACTIVITY

Cumulative percentage of contracted UDA delivered 2016 & 2017



Month	Adjusted Scheduled Activity (UDA)	
	2016	2017
April	345	975
May	1,093	3,016
June	2,536	3,941
July	4,880	6,289
August	5,909	7,720
September	8,069	9,450
October	9,889	10,967
November	11,580	12,851
December	13,225	14,116
January	14,299	15,440
February	17,266	17,136
March	18,342	18,526
April	18,478	
May	18,494	
June	18,494	

QUALITY

	Quantity	Base Number	Contract	AT	Region	England
% of FP17s for the same patient ID Re-attending within 3 months - Children	56	1,807	3.1%	10.0%	12.0%	12.3%
% of FP17s for the same patient ID Re-attending within 3 months - Adults	544	5,141	10.6%	15.4%	16.0%	16.7%
% of FP17s for the same patient ID Re-attending between 3 & 9 months - Children	966	1,807	53.5%	51.1%	58.8%	57.6%
% of FP17s for the same patient ID Re-attending between 3 & 9 months - Adults	2,453	5,141	47.7%	46.4%	51.2%	50.1%
% of FP17s for Band 1 Urgent Courses	441	6,885	6.4%	8.1%	8.0%	9.1%
% of FP17s Relating to Free Repair or Replacements	69	6,885	1.0%	0.7%	0.8%	0.8%
% of FP17s Relating to Continuations	30	6,885	0.4%	0.9%	1.2%	1.2%
% of Patients satisfied with the dentistry they have received	13	13	100.0%	92.1%	92.7%	92.8%
% of Patients satisfied with the time they had to wait for an appointment	13	13	100.0%	90.3%	89.1%	88.7%

* This is based on patients treated on this contract for their most recent course of treatment. Figures in italics indicate the base number of FP17s or Patient Questionnaire responses are less than 100. N/A is shown where the base number of responses is less than 10 during the period. % is calculated as Quantity/Base number*100

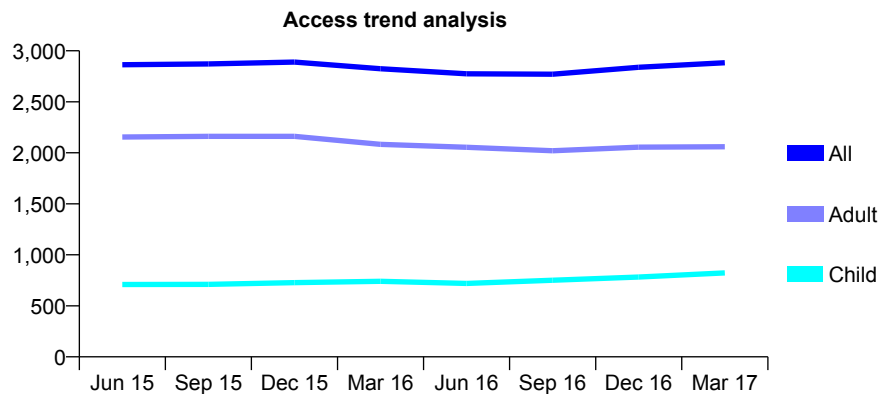
Q54 - Vital Signs At a Glance Contract Report for 638633/0010 - March 2017

Name or company name	Balbir S Bhandal, Amrik S Bhandal & Baljit
Contract type name	GDS Contract
Purpose of contract	General
Contract start date	01/04/2006
Contract end date	

16/17 Contracted general activity (UDA)	11,660
Carry forward general activity (UDA)	300
16/17 Contracted orthodontic activity (UOA)	0
Carry forward orthodontic activity (UOA)	0
Baseline contract value	£298,784.39

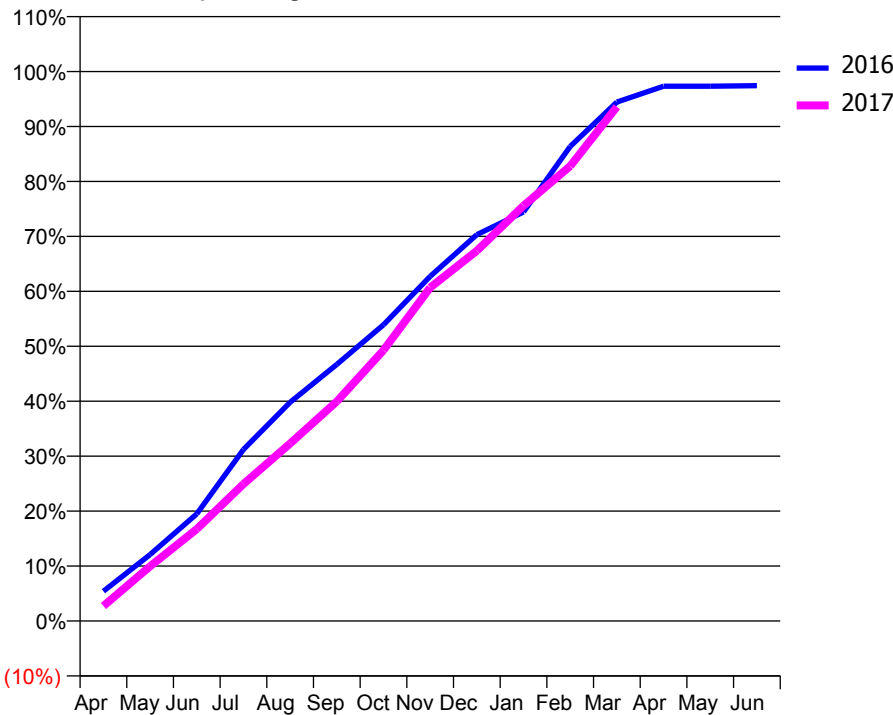
ACCESS*

Patients seen in 24 months	Total	Change since previous quarter
Quarter ending March 2016	2,824	
Quarter ending June 2016	2,774	↓
Quarter ending September 2016	2,771	→
Quarter ending December 2016	2,838	↑
Quarter ending March 2017	2,883	→
Variance since March 2016	2.1%	↑



ACTIVITY

Cumulative percentage of contracted UDA delivered 2016 & 2017



Month	Adjusted Scheduled Activity (UDA)	
	2016	2017
April	634	319
May	1,410	1,161
June	2,273	1,952
July	3,641	2,908
August	4,643	3,768
September	5,446	4,658
October	6,286	5,745
November	7,313	7,074
December	8,197	7,857
January	8,679	8,813
February	10,069	9,652
March	11,012	10,912
April	11,348	
May	11,348	
June	11,360	

QUALITY

	Quantity	Base Number	Contract	AT	Region	England
% of FP17s for the same patient ID Re-attending within 3 months - Children	62	1,011	6.1%	10.0%	12.0%	12.3%
% of FP17s for the same patient ID Re-attending within 3 months - Adults	315	2,378	13.2%	15.4%	16.0%	16.7%
% of FP17s for the same patient ID Re-attending between 3 & 9 months - Children	419	1,011	41.4%	51.1%	58.8%	57.6%
% of FP17s for the same patient ID Re-attending between 3 & 9 months - Adults	895	2,378	37.6%	46.4%	51.2%	50.1%
% of FP17s for Band 1 Urgent Courses	153	3,302	4.6%	8.1%	8.0%	9.1%
% of FP17s Relating to Free Repair or Replacements	14	3,302	0.4%	0.7%	0.8%	0.8%
% of FP17s Relating to Continuations	43	3,302	1.3%	0.9%	1.2%	1.2%
% of Patients satisfied with the dentistry they have received	2	2	N/A	92.1%	92.7%	92.8%
% of Patients satisfied with the time they had to wait for an appointment	1	2	N/A	90.3%	89.1%	88.7%

* This is based on patients treated on this contract for their most recent course of treatment. Figures in italics indicate the base number of FP17s or Patient Questionnaire responses are less than 100. N/A is shown where the base number of responses is less than 10 during the period. % is calculated as Quantity/Base number*100

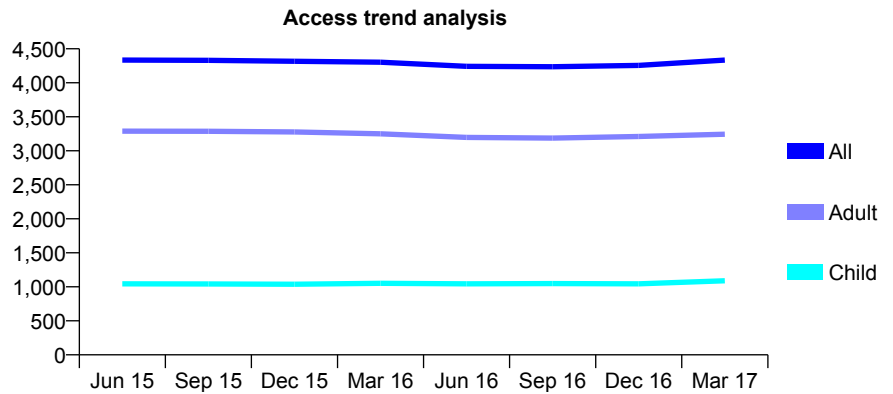
Q54 - Vital Signs At a Glance Contract Report for 638633/0011 - March 2017

Name or company name	Balbir S Bhandal, Amrik S Bhandal & Baljit
Contract type name	GDS Contract
Purpose of contract	General and Orthodontic
Contract start date	01/04/2006
Contract end date	

16/17 Contracted general activity (UDA)	13,730
Carry forward general activity (UDA)	350
16/17 Contracted orthodontic activity (UOA)	1,096
Carry forward orthodontic activity (UOA)	-5
Baseline contract value	£369,495.22

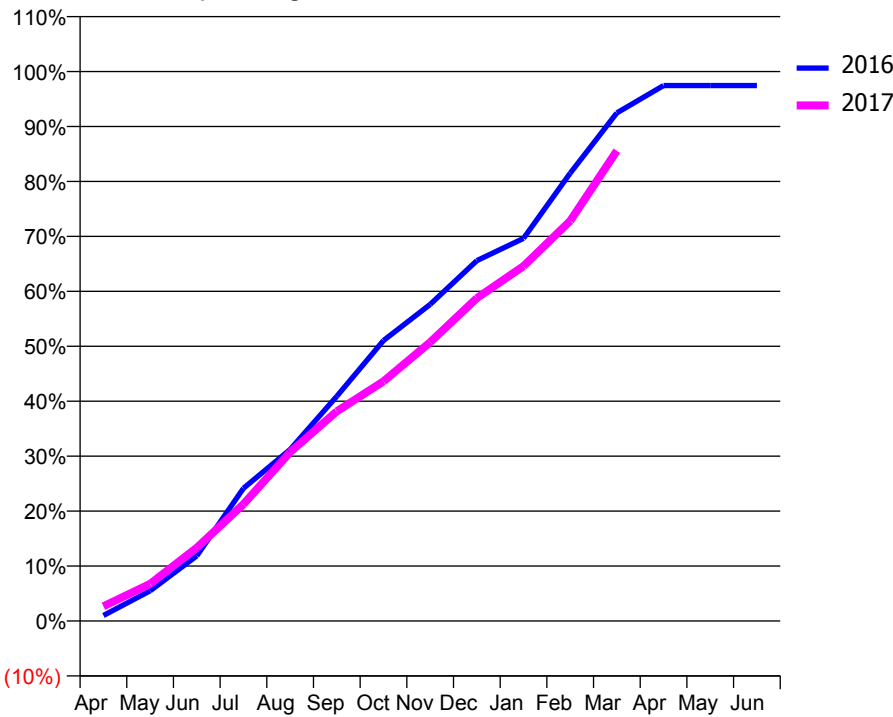
ACCESS*

Patients seen in 24 months	Total	Change since previous quarter
Quarter ending March 2016	4,302	
Quarter ending June 2016	4,243	↓
Quarter ending September 2016	4,236	→
Quarter ending December 2016	4,256	→
Quarter ending March 2017	4,334	→
Variance since March 2016	0.7%	→



ACTIVITY

Cumulative percentage of contracted UDA delivered 2016 & 2017



Month	Adjusted Scheduled Activity (UDA)	
	2016	2017
April	138	368
May	753	929
June	1,627	1,830
July	3,315	2,921
August	4,287	4,221
September	5,617	5,238
October	7,009	5,991
November	7,911	6,966
December	9,003	8,067
January	9,562	8,867
February	11,189	9,997
March	12,695	11,749
April	13,378	
May	13,379	
June	13,379	

QUALITY

	Quantity	Base Number	Contract	AT	Region	England
% of FP17s for the same patient ID Re-attending within 3 months - Children	74	1,722	4.3%	10.0%	12.0%	12.3%
% of FP17s for the same patient ID Re-attending within 3 months - Adults	329	4,675	7.0%	15.4%	16.0%	16.7%
% of FP17s for the same patient ID Re-attending between 3 & 9 months - Children	1,148	1,722	66.7%	51.1%	58.8%	57.6%
% of FP17s for the same patient ID Re-attending between 3 & 9 months - Adults	2,959	4,675	63.3%	46.4%	51.2%	50.1%
% of FP17s for Band 1 Urgent Courses	196	5,938	3.3%	8.1%	8.0%	9.1%
% of FP17s Relating to Free Repair or Replacements	30	5,938	0.5%	0.7%	0.8%	0.8%
% of FP17s Relating to Continuations	13	5,938	0.2%	0.9%	1.2%	1.2%
% of Patients satisfied with the dentistry they have received	8	9	N/A	92.1%	92.7%	92.8%
% of Patients satisfied with the time they had to wait for an appointment	8	9	N/A	90.3%	89.1%	88.7%

* This is based on patients treated on this contract for their most recent course of treatment. Figures in italics indicate the base number of FP17s or Patient Questionnaire responses are less than 100. N/A is shown where the base number of responses is less than 10 during the period. % is calculated as Quantity/Base number*100

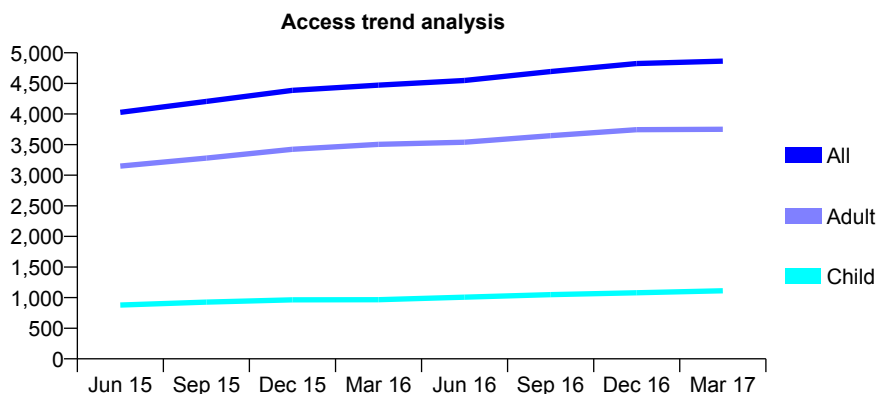
Q54 - Vital Signs At a Glance Contract Report for 638633/0013 - March 2017

Name or company name	Balbir S Bhandal, Amrik S Bhandal & Baljit
Contract type name	GDS Contract
Purpose of contract	General
Contract start date	01/04/2006
Contract end date	

16/17 Contracted general activity (UDA)	16,321
Carry forward general activity (UDA)	151
16/17 Contracted orthodontic activity (UOA)	0
Carry forward orthodontic activity (UOA)	0
Baseline contract value	£347,246.46

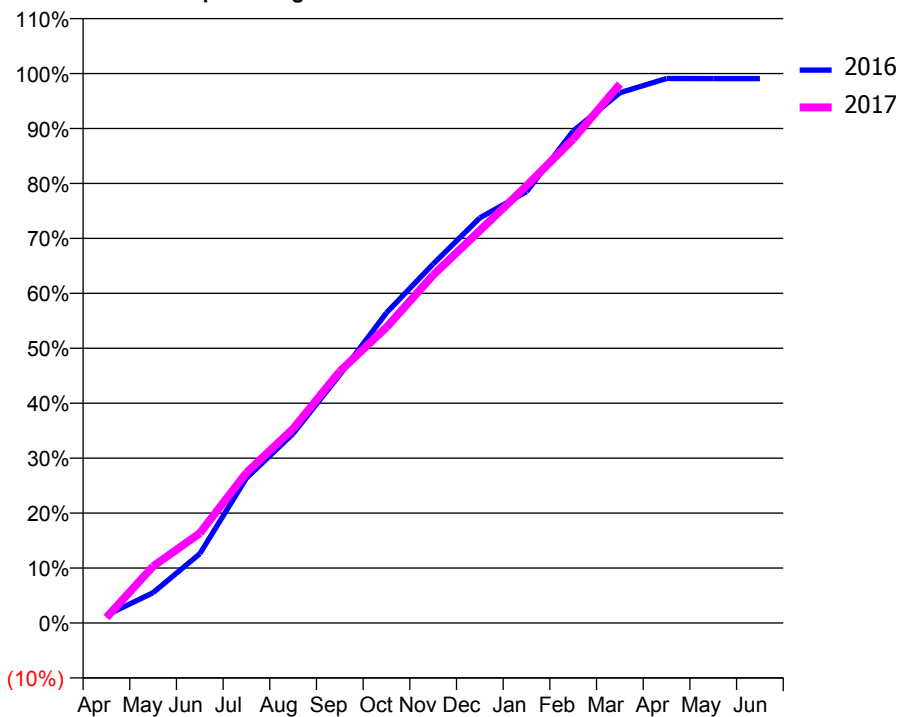
ACCESS*

Patients seen in 24 months	Total	Change since previous quarter
Quarter ending March 2016	4,471	
Quarter ending June 2016	4,548	→
Quarter ending September 2016	4,693	↑
Quarter ending December 2016	4,825	↑
Quarter ending March 2017	4,863	→
Variance since March 2016	8.8%	↑



ACTIVITY

Cumulative percentage of contracted UDA delivered 2016 & 2017



Adjusted Scheduled Activity (UDA)

Month	2016	2017
April	233	165
May	899	1,684
June	2,057	2,666
July	4,309	4,465
August	5,627	5,772
September	7,376	7,475
October	9,213	8,782
November	10,665	10,334
December	12,034	11,657
January	12,811	12,986
February	14,611	14,372
March	15,749	16,007
April	16,172	
May	16,169	
June	16,169	

QUALITY

	Quantity	Base Number	Contract	AT	Region	England
% of FP17s for the same patient ID Re-attending within 3 months - Children	41	1,394	2.9%	10.0%	12.0%	12.3%
% of FP17s for the same patient ID Re-attending within 3 months - Adults	344	4,501	7.6%	15.4%	16.0%	16.7%
% of FP17s for the same patient ID Re-attending between 3 & 9 months - Children	695	1,394	49.9%	51.1%	58.8%	57.6%
% of FP17s for the same patient ID Re-attending between 3 & 9 months - Adults	2,232	4,501	49.6%	46.4%	51.2%	50.1%
% of FP17s for Band 1 Urgent Courses	189	5,724	3.3%	8.1%	8.0%	9.1%
% of FP17s Relating to Free Repair or Replacements	58	5,724	1.0%	0.7%	0.8%	0.8%
% of FP17s Relating to Continuations	15	5,724	0.3%	0.9%	1.2%	1.2%
% of Patients satisfied with the dentistry they have received	18	18	100.0%	92.1%	92.7%	92.8%
% of Patients satisfied with the time they had to wait for an appointment	18	18	100.0%	90.3%	89.1%	88.7%

* This is based on patients treated on this contract for their most recent course of treatment. Figures in italics indicate the base number of FP17s or Patient Questionnaire responses are less than 100. N/A is shown where the base number of responses is less than 10 during the period. % is calculated as Quantity/Base number*100

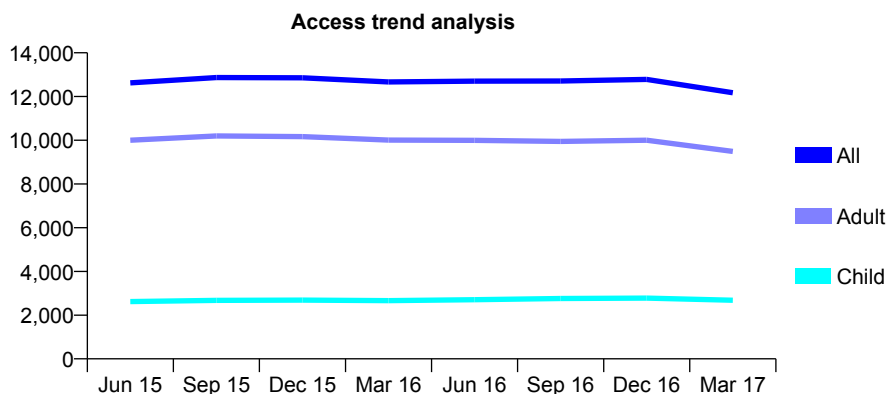
Q54 - Vital Signs At a Glance Contract Report for 638633/0014 - March 2017

Name or company name	Balbir S Bhandal, Amrik S Bhandal & Baljit
Contract type name	GDS Contract
Purpose of contract	General
Contract start date	01/04/2006
Contract end date	

16/17 Contracted general activity (UDA)	39,989
Carry forward general activity (UDA)	-746
16/17 Contracted orthodontic activity (UOA)	0
Carry forward orthodontic activity (UOA)	0
Baseline contract value	£934,240.25

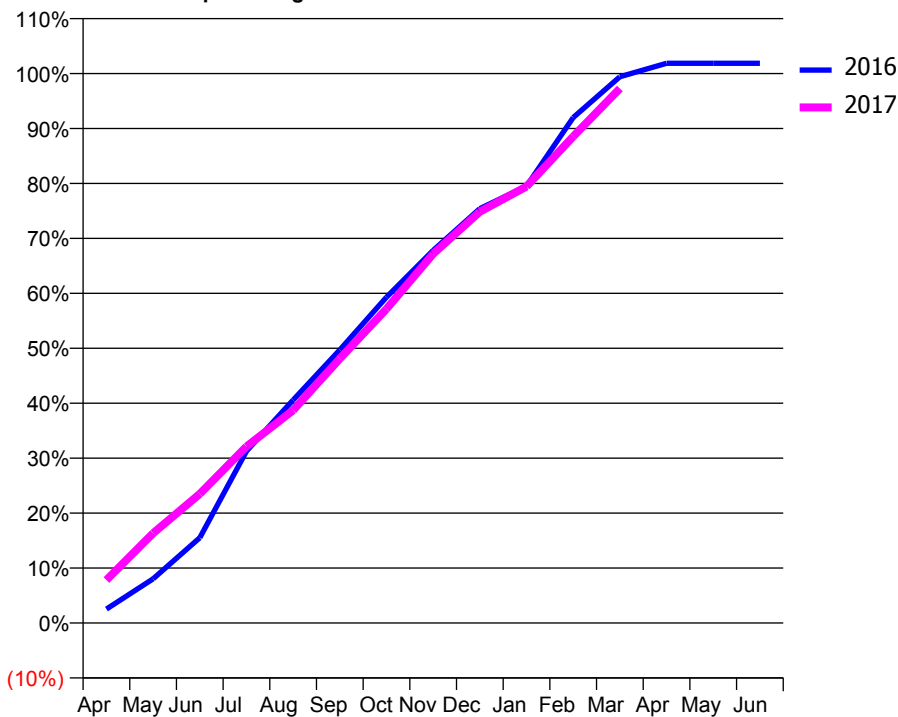
ACCESS*

Patients seen in 24 months	Total	Change since previous quarter
Quarter ending March 2016	12,668	
Quarter ending June 2016	12,701	→
Quarter ending September 2016	12,707	→
Quarter ending December 2016	12,782	→
Quarter ending March 2017	12,172	↓
Variance since March 2016	(3.9%)	↓



ACTIVITY

Cumulative percentage of contracted UDA delivered 2016 & 2017



Month	Adjusted Scheduled Activity (UDA)	
	2016	2017
April	1,017	3,134
May	3,215	6,534
June	6,211	9,398
July	12,499	12,847
August	16,234	15,487
September	19,879	19,234
October	23,716	22,861
November	27,120	26,863
December	30,154	29,933
January	31,791	31,768
February	36,786	35,406
March	39,756	38,895
April	40,735	
May	40,735	
June	40,735	

QUALITY

	Quantity	Base Number	Contract	AT	Region	England
% of FP17s for the same patient ID Re-attending within 3 months - Children	177	3,326	5.3%	10.0%	12.0%	12.3%
% of FP17s for the same patient ID Re-attending within 3 months - Adults	1,366	11,013	12.4%	15.4%	16.0%	16.7%
% of FP17s for the same patient ID Re-attending between 3 & 9 months - Children	1,447	3,326	43.5%	51.1%	58.8%	57.6%
% of FP17s for the same patient ID Re-attending between 3 & 9 months - Adults	4,708	11,013	42.7%	46.4%	51.2%	50.1%
% of FP17s for Band 1 Urgent Courses	532	13,966	3.8%	8.1%	8.0%	9.1%
% of FP17s Relating to Free Repair or Replacements	55	13,966	0.4%	0.7%	0.8%	0.8%
% of FP17s Relating to Continuations	48	13,966	0.3%	0.9%	1.2%	1.2%
% of Patients satisfied with the dentistry they have received	9	9	N/A	92.1%	92.7%	92.8%
% of Patients satisfied with the time they had to wait for an appointment	9	9	N/A	90.3%	89.1%	88.7%

* This is based on patients treated on this contract for their most recent course of treatment. Figures in italics indicate the base number of FP17s or Patient Questionnaire responses are less than 100. N/A is shown where the base number of responses is less than 10 during the period. % is calculated as Quantity/Base number*100

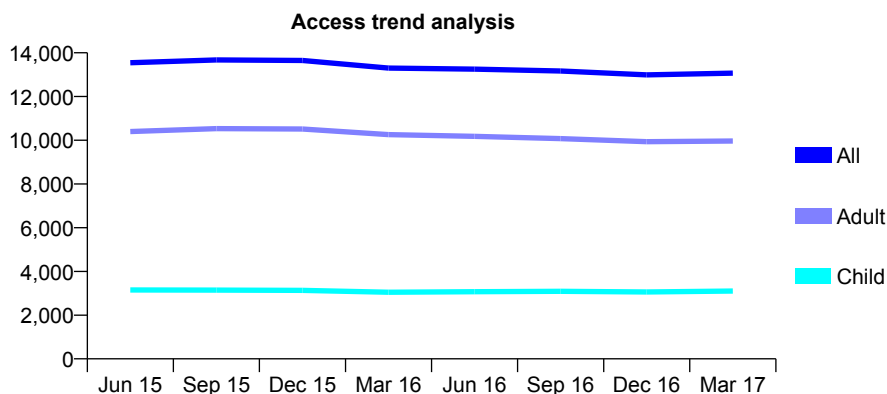
Q54 - Vital Signs At a Glance Contract Report for 638633/0015 - March 2017

Name or company name	Balbir S Bhandal, Amrik S Bhandal & Baljit
Contract type name	GDS Contract
Purpose of contract	General
Contract start date	01/04/2006
Contract end date	

16/17 Contracted general activity (UDA)	42,991
Carry forward general activity (UDA)	-414
16/17 Contracted orthodontic activity (UOA)	0
Carry forward orthodontic activity (UOA)	0
Baseline contract value	£989,834.49

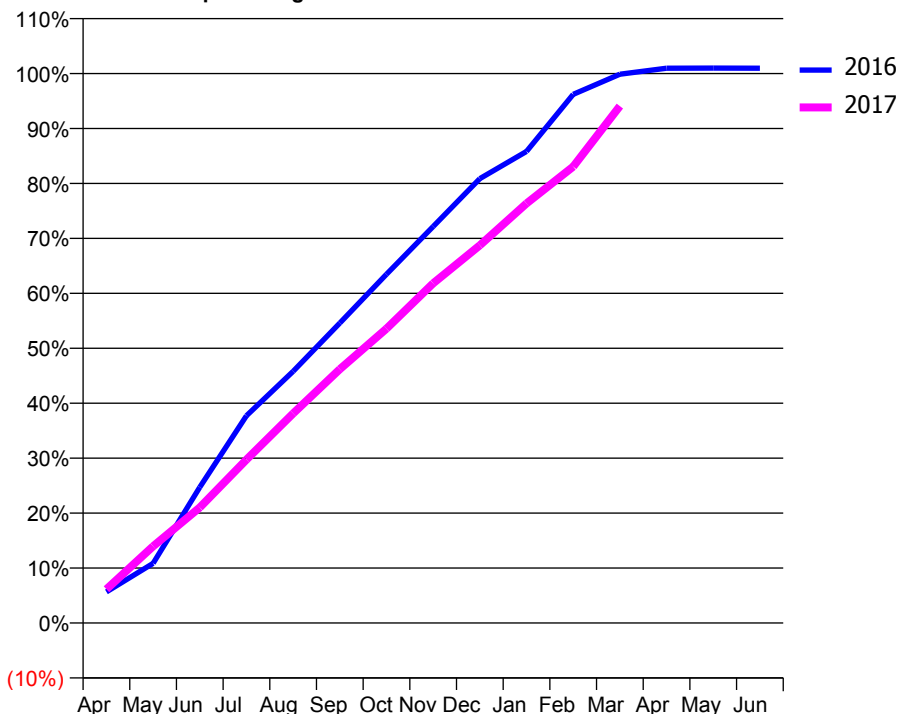
ACCESS*

Patients seen in 24 months	Total	Change since previous quarter
Quarter ending March 2016	13,303	
Quarter ending June 2016	13,252	→
Quarter ending September 2016	13,166	→
Quarter ending December 2016	12,991	↓
Quarter ending March 2017	13,068	→
Variance since March 2016	(1.8%)	↓



ACTIVITY

Cumulative percentage of contracted UDA delivered 2016 & 2017



Adjusted Scheduled Activity (UDA)

Month	2016	2017
April	2,435	2,645
May	4,667	6,008
June	10,624	9,035
July	16,221	12,784
August	19,690	16,396
September	23,469	19,863
October	27,283	23,031
November	31,021	26,578
December	34,763	29,547
January	36,898	32,824
February	41,363	35,701
March	42,938	40,444
April	43,403	
May	43,420	
June	43,405	

QUALITY

	Quantity	Base Number	Contract	AT	Region	England
% of FP17s for the same patient ID Re-attending within 3 months - Children	189	3,931	4.8%	10.0%	12.0%	12.3%
% of FP17s for the same patient ID Re-attending within 3 months - Adults	1,559	12,285	12.7%	15.4%	16.0%	16.7%
% of FP17s for the same patient ID Re-attending between 3 & 9 months - Children	1,673	3,931	42.6%	51.1%	58.8%	57.6%
% of FP17s for the same patient ID Re-attending between 3 & 9 months - Adults	5,750	12,285	46.8%	46.4%	51.2%	50.1%
% of FP17s for Band 1 Urgent Courses	670	15,126	4.4%	8.1%	8.0%	9.1%
% of FP17s Relating to Free Repair or Replacements	217	15,126	1.4%	0.7%	0.8%	0.8%
% of FP17s Relating to Continuations	177	15,126	1.2%	0.9%	1.2%	1.2%
% of Patients satisfied with the dentistry they have received	21	22	95.5%	92.1%	92.7%	92.8%
% of Patients satisfied with the time they had to wait for an appointment	20	22	90.9%	90.3%	89.1%	88.7%

* This is based on patients treated on this contract for their most recent course of treatment. Figures in italics indicate the base number of FP17s or Patient Questionnaire responses are less than 100. N/A is shown where the base number of responses is less than 10 during the period. % is calculated as Quantity/Base number*100

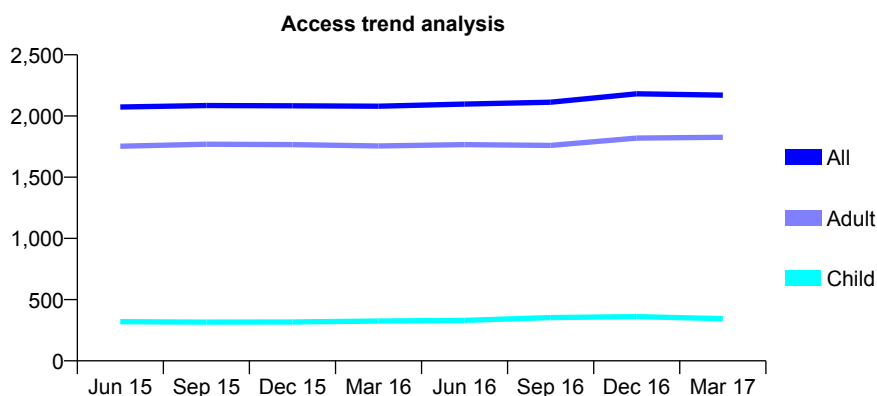
Q54 - Vital Signs At a Glance Contract Report for 638633/0016 - March 2017

Name or company name	Balbir S Bhandal, Amrik S Bhandal & Baljit
Contract type name	GDS Contract
Purpose of contract	General
Contract start date	01/04/2006
Contract end date	

16/17 Contracted general activity (UDA)	6,561
Carry forward general activity (UDA)	209
16/17 Contracted orthodontic activity (UOA)	0
Carry forward orthodontic activity (UOA)	0
Baseline contract value	£197,941.57

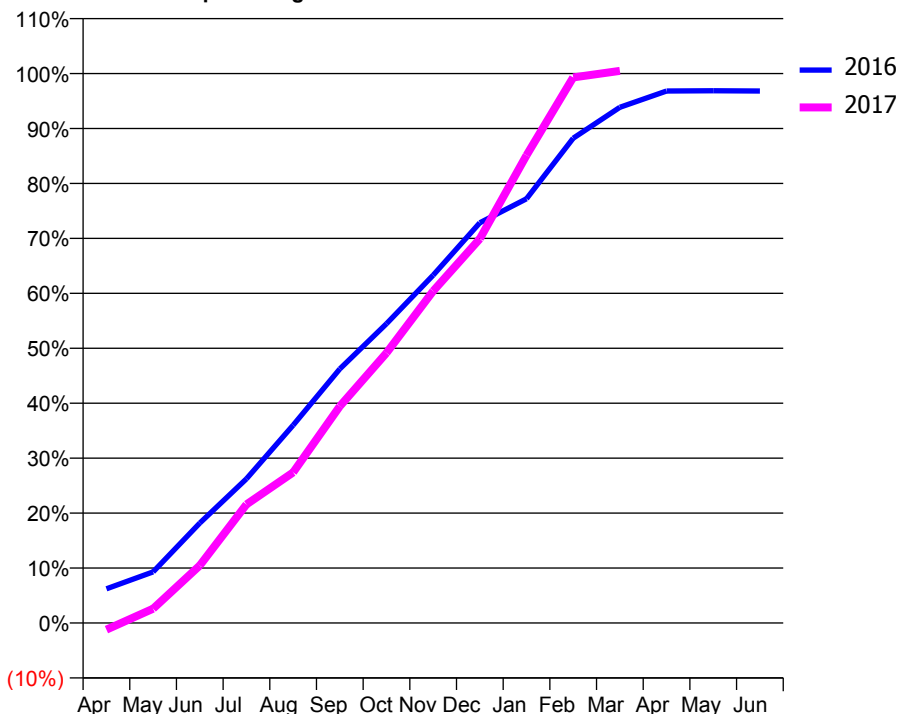
ACCESS*

Patients seen in 24 months	Total	Change since previous quarter
Quarter ending March 2016	2,080	
Quarter ending June 2016	2,097	→
Quarter ending September 2016	2,113	→
Quarter ending December 2016	2,181	↑
Quarter ending March 2017	2,171	→
Variance since March 2016	4.4%	↑



ACTIVITY

Cumulative percentage of contracted UDA delivered 2016 & 2017



Adjusted Scheduled Activity (UDA)

Month	2016	2017
April	408	-80
May	611	172
June	1,194	687
July	1,722	1,416
August	2,361	1,799
September	3,034	2,589
October	3,573	3,225
November	4,153	3,964
December	4,779	4,588
January	5,066	5,585
February	5,788	6,514
March	6,157	6,593
April	6,352	
May	6,354	
June	6,351	

QUALITY

	Quantity	Base Number	Contract	AT	Region	England
% of FP17s for the same patient ID Re-attending within 3 months - Children	30	375	8.0%	10.0%	12.0%	12.3%
% of FP17s for the same patient ID Re-attending within 3 months - Adults	164	1,774	9.2%	15.4%	16.0%	16.7%
% of FP17s for the same patient ID Re-attending between 3 & 9 months - Children	93	375	24.8%	51.1%	58.8%	57.6%
% of FP17s for the same patient ID Re-attending between 3 & 9 months - Adults	428	1,774	24.1%	46.4%	51.2%	50.1%
% of FP17s for Band 1 Urgent Courses	63	2,057	3.1%	8.1%	8.0%	9.1%
% of FP17s Relating to Free Repair or Replacements	11	2,057	0.5%	0.7%	0.8%	0.8%
% of FP17s Relating to Continuations	7	2,057	0.3%	0.9%	1.2%	1.2%
% of Patients satisfied with the dentistry they have received	1	1	N/A	92.1%	92.7%	92.8%
% of Patients satisfied with the time they had to wait for an appointment	1	1	N/A	90.3%	89.1%	88.7%

* This is based on patients treated on this contract for their most recent course of treatment. Figures in italics indicate the base number of FP17s or Patient Questionnaire responses are less than 100. N/A is shown where the base number of responses is less than 10 during the period. % is calculated as Quantity/Base number*100

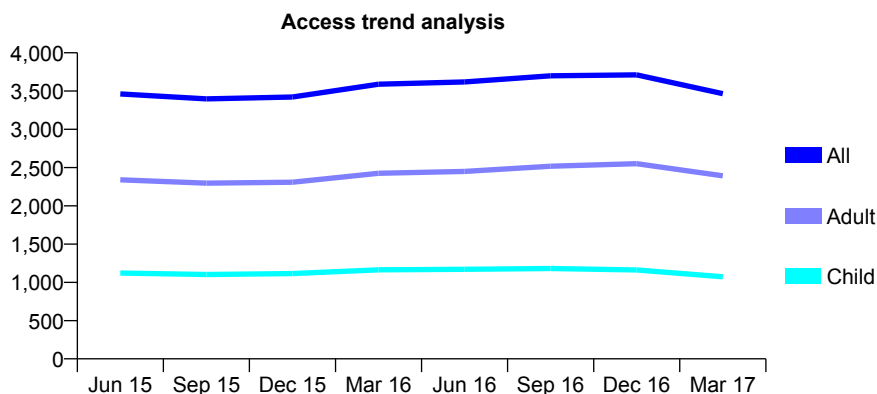
Q54 - Vital Signs At a Glance Contract Report for 638633/0017 - March 2017

Name or company name	Balbir S Bhandal, Amrik S Bhandal & Baljit
Contract type name	GDS Contract
Purpose of contract	General
Contract start date	01/04/2006
Contract end date	

16/17 Contracted general activity (UDA)	11,830
Carry forward general activity (UDA)	-1
16/17 Contracted orthodontic activity (UOA)	0
Carry forward orthodontic activity (UOA)	0
Baseline contract value	£283,207.40

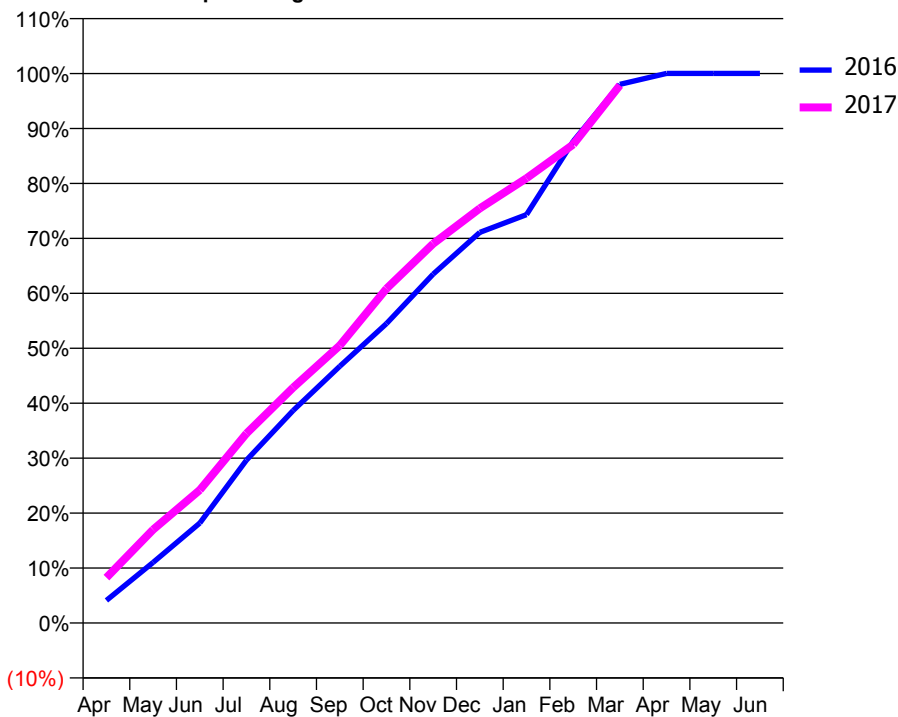
ACCESS*

Patients seen in 24 months	Total	Change since previous quarter
Quarter ending March 2016	3,590	
Quarter ending June 2016	3,620	→
Quarter ending September 2016	3,699	↑
Quarter ending December 2016	3,712	→
Quarter ending March 2017	3,465	↓
Variance since March 2016	(3.5%)	↓



ACTIVITY

Cumulative percentage of contracted UDA delivered 2016 & 2017



Month	Adjusted Scheduled Activity (UDA)	
	2016	2017
April	486	977
May	1,305	2,012
June	2,151	2,864
July	3,507	4,081
August	4,574	5,069
September	5,527	5,974
October	6,446	7,197
November	7,512	8,165
December	8,409	8,926
January	8,792	9,576
February	10,371	10,301
March	11,597	11,576
April	11,832	
May	11,831	
June	11,831	

QUALITY

	Quantity	Base Number	Contract	AT	Region	England
% of FP17s for the same patient ID Re-attending within 3 months - Children	94	1,367	6.9%	10.0%	12.0%	12.3%
% of FP17s for the same patient ID Re-attending within 3 months - Adults	381	2,958	12.9%	15.4%	16.0%	16.7%
% of FP17s for the same patient ID Re-attending between 3 & 9 months - Children	648	1,367	47.4%	51.1%	58.8%	57.6%
% of FP17s for the same patient ID Re-attending between 3 & 9 months - Adults	1,217	2,958	41.1%	46.4%	51.2%	50.1%
% of FP17s for Band 1 Urgent Courses	306	4,239	7.2%	8.1%	8.0%	9.1%
% of FP17s Relating to Free Repair or Replacements	36	4,239	0.8%	0.7%	0.8%	0.8%
% of FP17s Relating to Continuations	32	4,239	0.8%	0.9%	1.2%	1.2%
% of Patients satisfied with the dentistry they have received	3	3	N/A	92.1%	92.7%	92.8%
% of Patients satisfied with the time they had to wait for an appointment	3	3	N/A	90.3%	89.1%	88.7%

* This is based on patients treated on this contract for their most recent course of treatment. Figures in italics indicate the base number of FP17s or Patient Questionnaire responses are less than 100. N/A is shown where the base number of responses is less than 10 during the period. % is calculated as Quantity/Base number*100

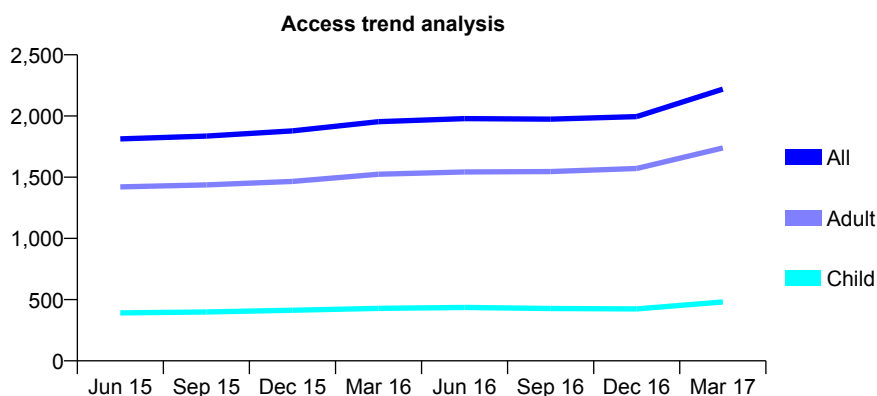
Q54 - Vital Signs At a Glance Contract Report for 638633/0018 - March 2017

Name or company name	Balbir S Bhandal, Amrik S Bhandal & Baljit
Contract type name	GDS Contract
Purpose of contract	General
Contract start date	01/04/2006
Contract end date	

16/17 Contracted general activity (UDA)	7,552
Carry forward general activity (UDA)	134
16/17 Contracted orthodontic activity (UOA)	0
Carry forward orthodontic activity (UOA)	0
Baseline contract value	£195,670.53

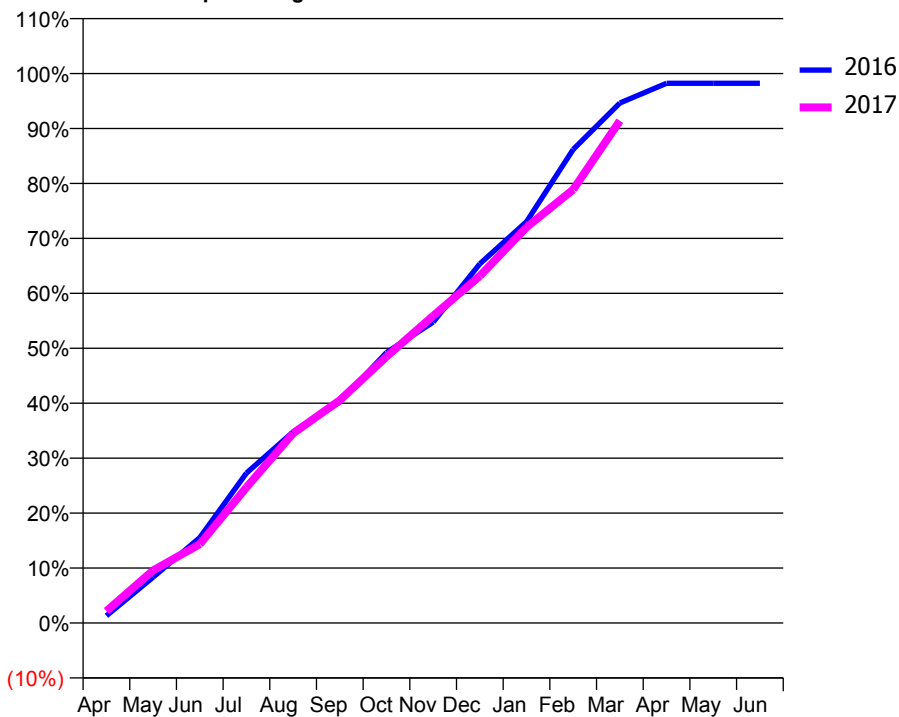
ACCESS*

Patients seen in 24 months	Total	Change since previous quarter
Quarter ending March 2016	1,954	
Quarter ending June 2016	1,979	→
Quarter ending September 2016	1,974	→
Quarter ending December 2016	1,995	→
Quarter ending March 2017	2,220	↑
Variance since March 2016	13.6%	↑



ACTIVITY

Cumulative percentage of contracted UDA delivered 2016 & 2017



Month	Adjusted Scheduled Activity (UDA)	
	2016	2017
April	101	165
May	629	723
June	1,174	1,085
July	2,061	1,865
August	2,627	2,608
September	3,037	3,061
October	3,718	3,661
November	4,136	4,222
December	4,936	4,769
January	5,515	5,439
February	6,508	5,957
March	7,147	6,903
April	7,418	
May	7,418	
June	7,417	

QUALITY

	Quantity	Base Number	Contract	AT	Region	England
% of FP17s for the same patient ID Re-attending within 3 months - Children	19	529	3.6%	10.0%	12.0%	12.3%
% of FP17s for the same patient ID Re-attending within 3 months - Adults	239	2,053	11.6%	15.4%	16.0%	16.7%
% of FP17s for the same patient ID Re-attending between 3 & 9 months - Children	245	529	46.3%	51.1%	58.8%	57.6%
% of FP17s for the same patient ID Re-attending between 3 & 9 months - Adults	966	2,053	47.1%	46.4%	51.2%	50.1%
% of FP17s for Band 1 Urgent Courses	144	2,487	5.8%	8.1%	8.0%	9.1%
% of FP17s Relating to Free Repair or Replacements	21	2,487	0.8%	0.7%	0.8%	0.8%
% of FP17s Relating to Continuations	11	2,487	0.4%	0.9%	1.2%	1.2%
% of Patients satisfied with the dentistry they have received	0	0	N/A	92.1%	92.7%	92.8%
% of Patients satisfied with the time they had to wait for an appointment	0	0	N/A	90.3%	89.1%	88.7%

* This is based on patients treated on this contract for their most recent course of treatment. Figures in italics indicate the base number of FP17s or Patient Questionnaire responses are less than 100. N/A is shown where the base number of responses is less than 10 during the period. % is calculated as Quantity/Base number*100

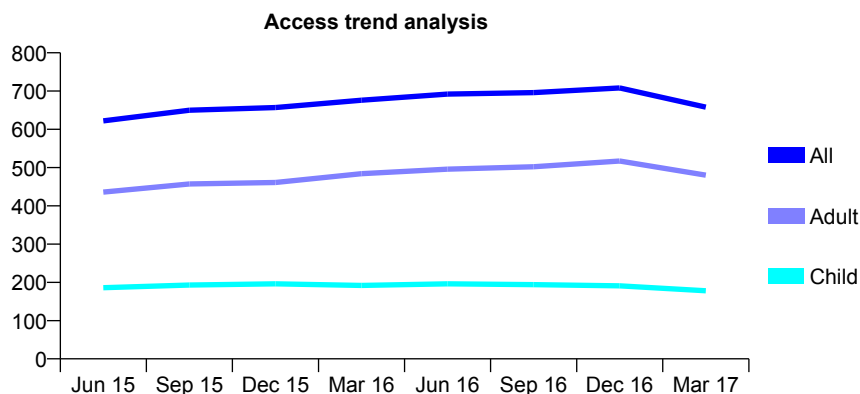
Q54 - Vital Signs At a Glance Contract Report for 638633/0019 - March 2017

Name or company name	Balbir S Bhandal, Amrik S Bhandal & Baljit
Contract type name	GDS Contract
Purpose of contract	General and Orthodontic
Contract start date	01/04/2006
Contract end date	

16/17 Contracted general activity (UDA)	2,037
Carry forward general activity (UDA)	9
16/17 Contracted orthodontic activity (UOA)	147
Carry forward orthodontic activity (UOA)	-3
Baseline contract value	£53,435.21

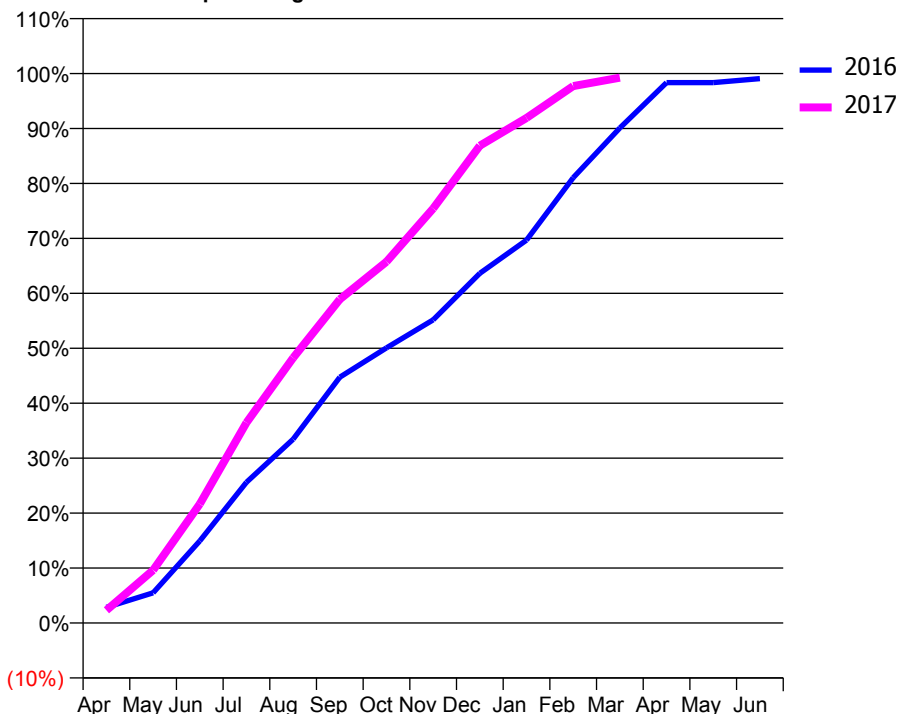
ACCESS*

Patients seen in 24 months	Total	Change since previous quarter
Quarter ending March 2016	676	
Quarter ending June 2016	692	↑
Quarter ending September 2016	696	→
Quarter ending December 2016	708	→
Quarter ending March 2017	658	↓
Variance since March 2016	(2.7%)	↓



ACTIVITY

Cumulative percentage of contracted UDA delivered 2016 & 2017



Month	Adjusted Scheduled Activity (UDA)	
	2016	2017
April	58	47
May	112	196
June	304	441
July	522	743
August	681	983
September	911	1,200
October	1,020	1,339
November	1,124	1,537
December	1,296	1,769
January	1,419	1,872
February	1,651	1,991
March	1,835	2,022
April	2,003	
May	2,003	
June	2,018	

QUALITY

	Quantity	Base Number	Contract	AT	Region	England
% of FP17s for the same patient ID Re-attending within 3 months - Children	29	330	8.8%	10.0%	12.0%	12.3%
% of FP17s for the same patient ID Re-attending within 3 months - Adults	59	633	9.3%	15.4%	16.0%	16.7%
% of FP17s for the same patient ID Re-attending between 3 & 9 months - Children	213	330	64.5%	51.1%	58.8%	57.6%
% of FP17s for the same patient ID Re-attending between 3 & 9 months - Adults	353	633	55.8%	46.4%	51.2%	50.1%
% of FP17s for Band 1 Urgent Courses	33	882	3.7%	8.1%	8.0%	9.1%
% of FP17s Relating to Free Repair or Replacements	0	882	0.0%	0.7%	0.8%	0.8%
% of FP17s Relating to Continuations	9	882	1.0%	0.9%	1.2%	1.2%
% of Patients satisfied with the dentistry they have received	0	0	N/A	92.1%	92.7%	92.8%
% of Patients satisfied with the time they had to wait for an appointment	0	0	N/A	90.3%	89.1%	88.7%

* This is based on patients treated on this contract for their most recent course of treatment. Figures in italics indicate the base number of FP17s or Patient Questionnaire responses are less than 100. N/A is shown where the base number of responses is less than 10 during the period. % is calculated as Quantity/Base number*100

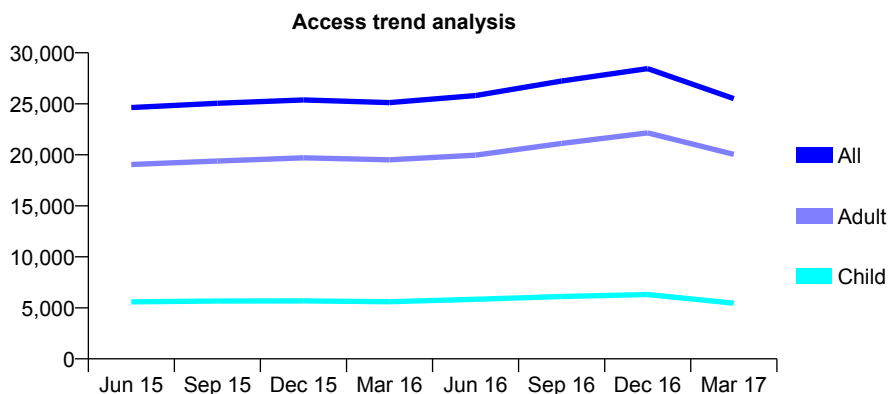
Q54 - Vital Signs At a Glance Contract Report for 638633/0020 - March 2017

Name or company name	Balbir S Bhandal, Amrik S Bhandal & Baljit
Contract type name	GDS Contract
Purpose of contract	General and Orthodontic
Contract start date	01/04/2006
Contract end date	

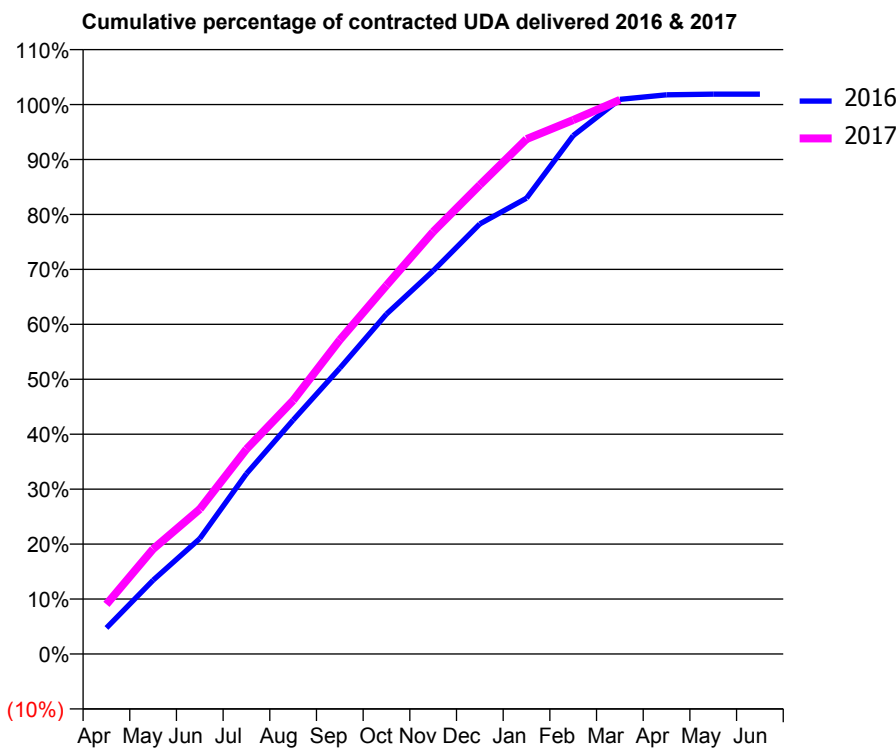
16/17 Contracted general activity (UDA)	97,227
Carry forward general activity (UDA)	-1,836
16/17 Contracted orthodontic activity (UOA)	7,918
Carry forward orthodontic activity (UOA)	-95
Baseline contract value	£3,609,752.74

ACCESS*

Patients seen in 24 months	Total	Change since previous quarter
Quarter ending March 2016	25,118	
Quarter ending June 2016	25,806	↑
Quarter ending September 2016	27,231	↑
Quarter ending December 2016	28,455	↑
Quarter ending March 2017	25,507	↓
Variance since March 2016	1.5%	→



ACTIVITY



Month	Adjusted Scheduled Activity (UDA)	
	2016	2017
April	4,609	8,779
May	13,066	18,580
June	20,417	25,630
July	31,914	36,256
August	41,390	44,854
September	50,568	55,570
October	60,144	65,231
November	67,787	74,713
December	76,107	82,997
January	80,651	91,098
February	91,732	94,490
March	98,150	98,056
April	98,933	
May	99,063	
June	99,063	

QUALITY

	Quantity	Base Number	Contract	AT	Region	England
% of FP17s for the same patient ID Re-attending within 3 months - Children	461	7,049	6.5%	10.0%	12.0%	12.3%
% of FP17s for the same patient ID Re-attending within 3 months - Adults	1,964	20,587	9.5%	15.4%	16.0%	16.7%
% of FP17s for the same patient ID Re-attending between 3 & 9 months - Children	2,077	7,049	29.5%	51.1%	58.8%	57.6%
% of FP17s for the same patient ID Re-attending between 3 & 9 months - Adults	5,326	20,587	25.9%	46.4%	51.2%	50.1%
% of FP17s for Band 1 Urgent Courses	1,298	26,203	5.0%	8.1%	8.0%	9.1%
% of FP17s Relating to Free Repair or Replacements	131	26,203	0.5%	0.7%	0.8%	0.8%
% of FP17s Relating to Continuations	200	26,203	0.8%	0.9%	1.2%	1.2%
% of Patients satisfied with the dentistry they have received	30	35	85.7%	92.1%	92.7%	92.8%
% of Patients satisfied with the time they had to wait for an appointment	33	35	94.3%	90.3%	89.1%	88.7%

* This is based on patients treated on this contract for their most recent course of treatment. Figures in italics indicate the base number of FP17s or Patient Questionnaire responses are less than 100. N/A is shown where the base number of responses is less than 10 during the period. % is calculated as Quantity/Base number*100

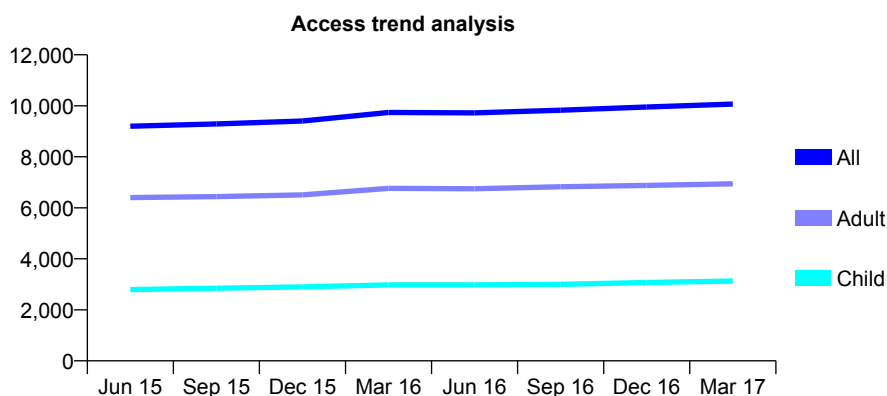
Q54 - Vital Signs At a Glance Contract Report for 638633/0021 - March 2017

Name or company name	Balbir S Bhandal, Amrik S Bhandal & Baljit
Contract type name	GDS Contract
Purpose of contract	General
Contract start date	01/04/2006
Contract end date	

16/17 Contracted general activity (UDA)	30,893
Carry forward general activity (UDA)	418
16/17 Contracted orthodontic activity (UOA)	0
Carry forward orthodontic activity (UOA)	0
Baseline contract value	£795,990.10

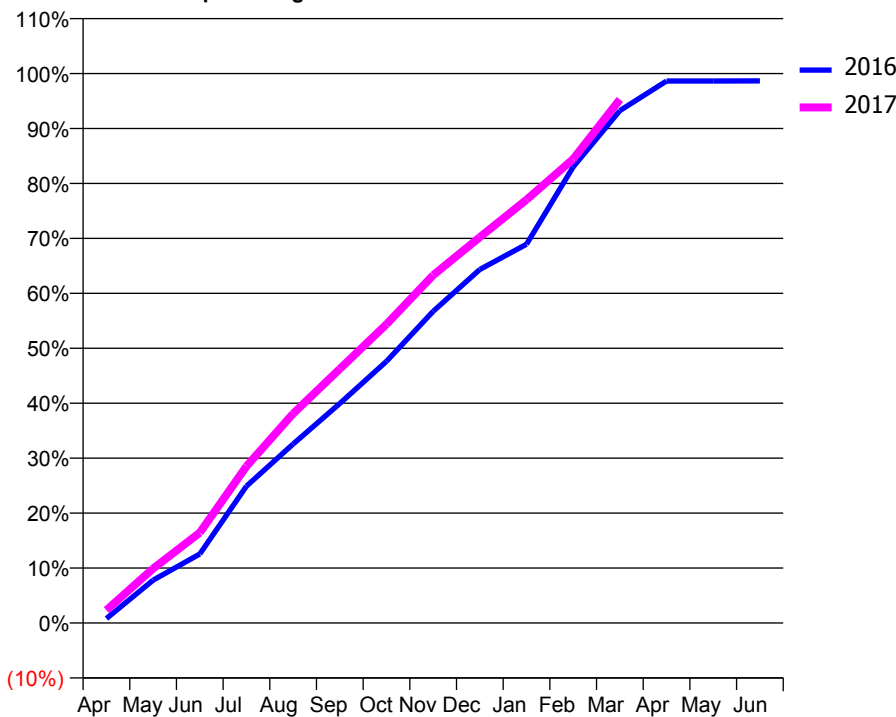
ACCESS*

Patients seen in 24 months	Total	Change since previous quarter
Quarter ending March 2016	9,737	
Quarter ending June 2016	9,725	→
Quarter ending September 2016	9,827	→
Quarter ending December 2016	9,951	→
Quarter ending March 2017	10,070	→
Variance since March 2016	3.4%	↑



ACTIVITY

Cumulative percentage of contracted UDA delivered 2016 & 2017



Month	Adjusted Scheduled Activity (UDA)	
	2016	2017
April	253	726
May	2,409	3,064
June	3,881	5,080
July	7,693	8,812
August	10,062	11,775
September	12,347	14,283
October	14,715	16,795
November	17,524	19,557
December	19,881	21,690
January	21,296	23,798
February	25,640	26,082
March	28,806	29,438
April	30,471	
May	30,474	
June	30,475	

QUALITY

	Quantity	Base Number	Contract	AT	Region	England
% of FP17s for the same patient ID Re-attending within 3 months - Children	171	3,892	4.4%	10.0%	12.0%	12.3%
% of FP17s for the same patient ID Re-attending within 3 months - Adults	751	7,880	9.5%	15.4%	16.0%	16.7%
% of FP17s for the same patient ID Re-attending between 3 & 9 months - Children	2,083	3,892	53.5%	51.1%	58.8%	57.6%
% of FP17s for the same patient ID Re-attending between 3 & 9 months - Adults	3,668	7,880	46.5%	46.4%	51.2%	50.1%
% of FP17s for Band 1 Urgent Courses	634	11,216	5.7%	8.1%	8.0%	9.1%
% of FP17s Relating to Free Repair or Replacements	53	11,216	0.5%	0.7%	0.8%	0.8%
% of FP17s Relating to Continuations	21	11,216	0.2%	0.9%	1.2%	1.2%
% of Patients satisfied with the dentistry they have received	6	6	N/A	92.1%	92.7%	92.8%
% of Patients satisfied with the time they had to wait for an appointment	6	6	N/A	90.3%	89.1%	88.7%

* This is based on patients treated on this contract for their most recent course of treatment. Figures in italics indicate the base number of FP17s or Patient Questionnaire responses are less than 100. N/A is shown where the base number of responses is less than 10 during the period. % is calculated as Quantity/Base number*100

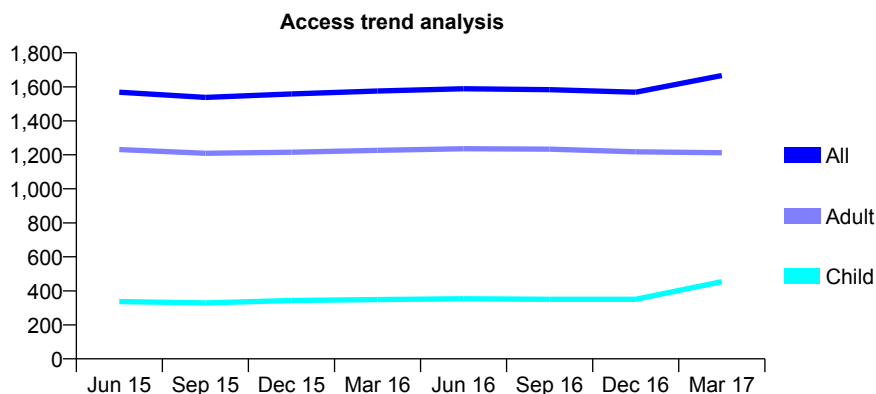
Q54 - Vital Signs At a Glance Contract Report for 643572/0002 - March 2017

Name or company name	DR JF ALLSOPP
Contract type name	GDS Contract
Purpose of contract	General and Orthodontic
Contract start date	01/04/2006
Contract end date	

16/17 Contracted general activity (UDA)	4,835
Carry forward general activity (UDA)	160
16/17 Contracted orthodontic activity (UOA)	760
Carry forward orthodontic activity (UOA)	-6
Baseline contract value	£164,746.82

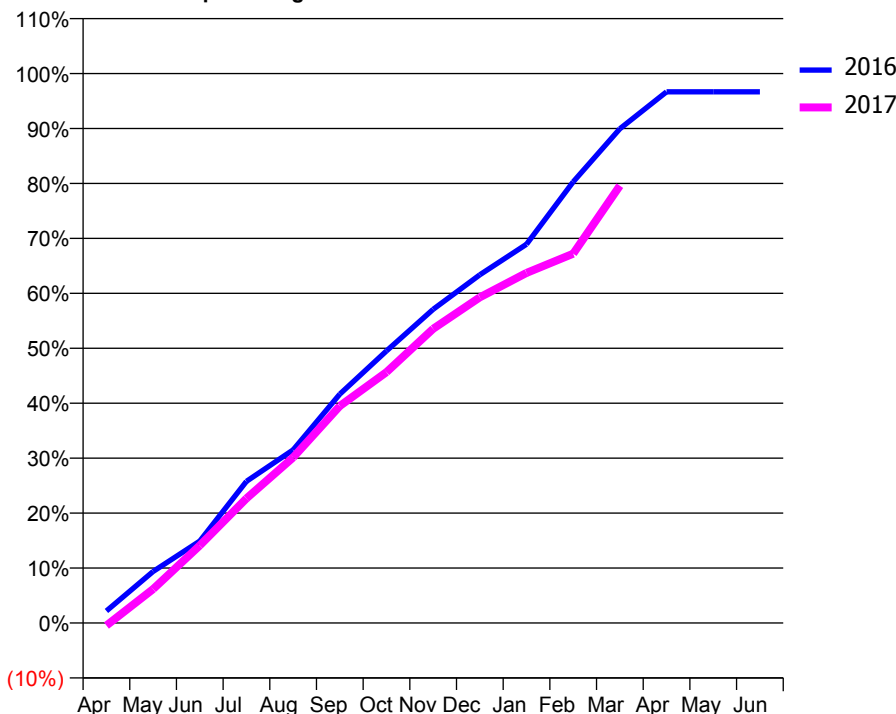
ACCESS*

Patients seen in 24 months	Total	Change since previous quarter
Quarter ending March 2016	1,575	
Quarter ending June 2016	1,589	→
Quarter ending September 2016	1,583	→
Quarter ending December 2016	1,568	→
Quarter ending March 2017	1,666	↑
Variance since March 2016	5.8%	↑



ACTIVITY

Cumulative percentage of contracted UDA delivered 2016 & 2017



Month	Adjusted Scheduled Activity (UDA)	
	2016	2017
April	106	-23
May	454	299
June	721	683
July	1,247	1,096
August	1,523	1,457
September	2,014	1,909
October	2,394	2,208
November	2,760	2,589
December	3,065	2,866
January	3,333	3,081
February	3,881	3,250
March	4,349	3,848
April	4,674	
May	4,674	
June	4,674	

QUALITY

	Quantity	Base Number	Contract	AT	Region	England
% of FP17s for the same patient ID Re-attending within 3 months - Children	25	522	4.8%	10.0%	12.0%	12.3%
% of FP17s for the same patient ID Re-attending within 3 months - Adults	239	1,619	14.8%	15.4%	16.0%	16.7%
% of FP17s for the same patient ID Re-attending between 3 & 9 months - Children	234	522	44.8%	51.1%	58.8%	57.6%
% of FP17s for the same patient ID Re-attending between 3 & 9 months - Adults	861	1,619	53.2%	46.4%	51.2%	50.1%
% of FP17s for Band 1 Urgent Courses	25	1,924	1.3%	8.1%	8.0%	9.1%
% of FP17s Relating to Free Repair or Replacements	26	1,924	1.4%	0.7%	0.8%	0.8%
% of FP17s Relating to Continuations	19	1,924	1.0%	0.9%	1.2%	1.2%
% of Patients satisfied with the dentistry they have received	2	2	N/A	92.1%	92.7%	92.8%
% of Patients satisfied with the time they had to wait for an appointment	2	2	N/A	90.3%	89.1%	88.7%

* This is based on patients treated on this contract for their most recent course of treatment. Figures in italics indicate the base number of FP17s or Patient Questionnaire responses are less than 100. N/A is shown where the base number of responses is less than 10 during the period. % is calculated as Quantity/Base number*100

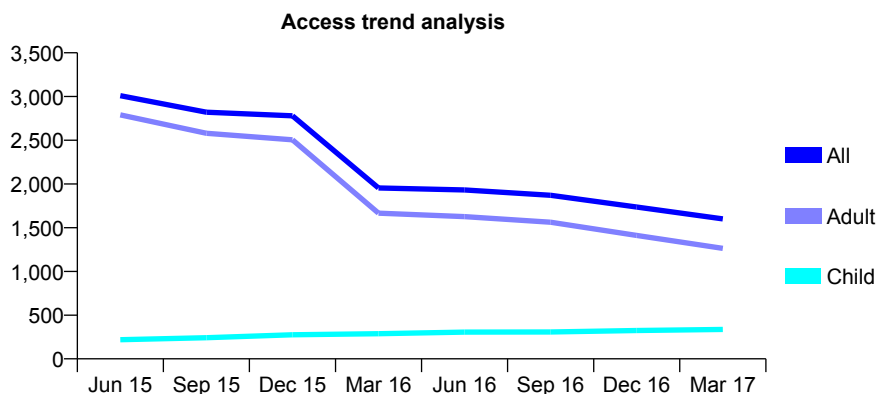
Q54 - Vital Signs At a Glance Contract Report for 650544/0001 - March 2017

Name or company name	MR GD BROWN
Contract type name	GDS Contract
Purpose of contract	General
Contract start date	01/04/2006
Contract end date	

16/17 Contracted general activity (UDA)	6,000
Carry forward general activity (UDA)	0
16/17 Contracted orthodontic activity (UOA)	0
Carry forward orthodontic activity (UOA)	0
Baseline contract value	£157,998.30

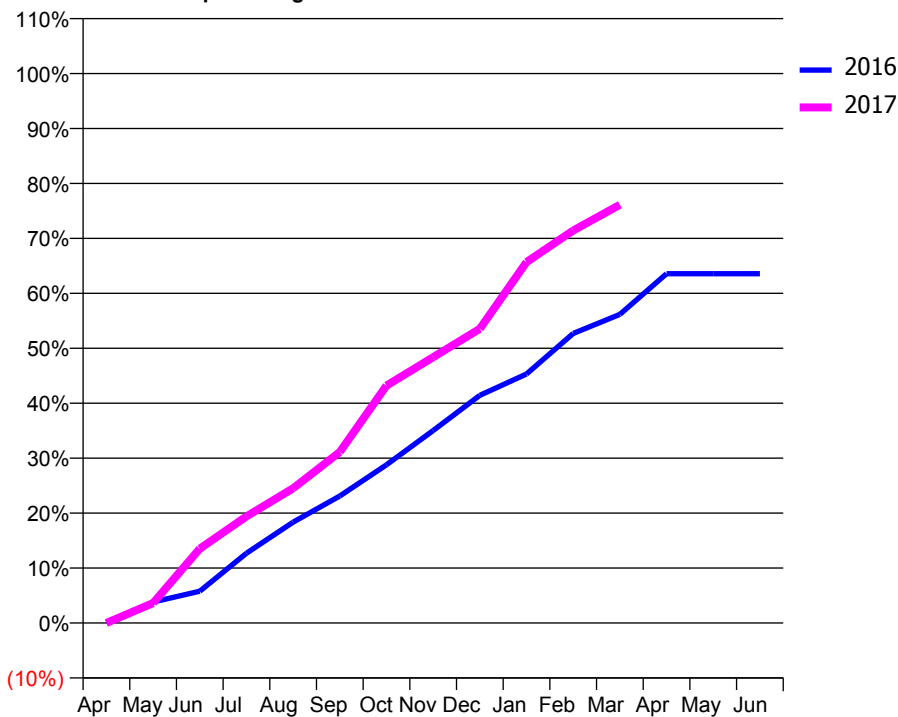
ACCESS*

Patients seen in 24 months	Total	Change since previous quarter
Quarter ending March 2016	1,954	
Quarter ending June 2016	1,932	↓
Quarter ending September 2016	1,871	↓
Quarter ending December 2016	1,736	↓
Quarter ending March 2017	1,601	↓
Variance since March 2016	(18.1%)	↓



ACTIVITY

Cumulative percentage of contracted UDA delivered 2016 & 2017



Month	Adjusted Scheduled Activity (UDA)	
	2016	2017
April	0	0
May	336	218
June	508	812
July	1,118	1,164
August	1,616	1,471
September	2,033	1,868
October	2,534	2,593
November	3,081	2,903
December	3,645	3,213
January	3,986	3,940
February	4,636	4,285
March	4,942	4,567
April	5,592	
May	5,593	
June	5,593	

QUALITY

	Quantity	Base Number	Contract	AT	Region	England
% of FP17s for the same patient ID Re-attending within 3 months - Children	15	260	5.8%	10.0%	12.0%	12.3%
% of FP17s for the same patient ID Re-attending within 3 months - Adults	96	967	9.9%	15.4%	16.0%	16.7%
% of FP17s for the same patient ID Re-attending between 3 & 9 months - Children	42	260	16.2%	51.1%	58.8%	57.6%
% of FP17s for the same patient ID Re-attending between 3 & 9 months - Adults	170	967	17.6%	46.4%	51.2%	50.1%
% of FP17s for Band 1 Urgent Courses	2	1,088	0.2%	8.1%	8.0%	9.1%
% of FP17s Relating to Free Repair or Replacements	3	1,088	0.3%	0.7%	0.8%	0.8%
% of FP17s Relating to Continuations	36	1,088	3.3%	0.9%	1.2%	1.2%
% of Patients satisfied with the dentistry they have received	3	3	N/A	92.1%	92.7%	92.8%
% of Patients satisfied with the time they had to wait for an appointment	3	3	N/A	90.3%	89.1%	88.7%

* This is based on patients treated on this contract for their most recent course of treatment. Figures in italics indicate the base number of FP17s or Patient Questionnaire responses are less than 100. N/A is shown where the base number of responses is less than 10 during the period. % is calculated as Quantity/Base number*100

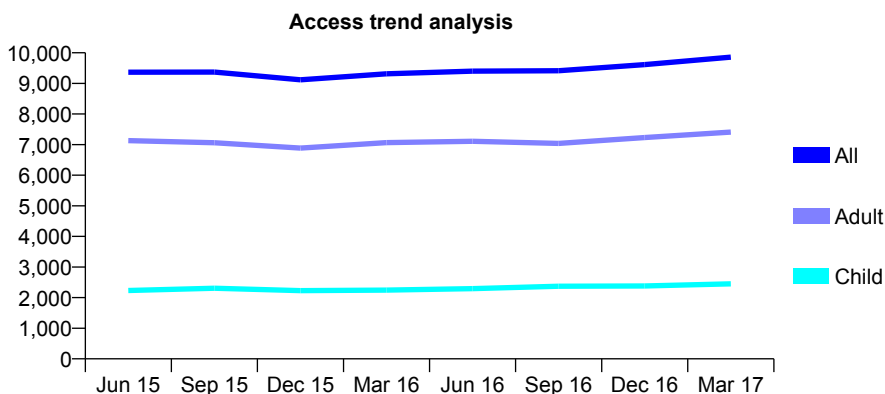
Q54 - Vital Signs At a Glance Contract Report for 658421/0001 - March 2017

Name or company name	MR ES HAYER
Contract type name	GDS Contract
Purpose of contract	General and Orthodontic
Contract start date	01/04/2006
Contract end date	

16/17 Contracted general activity (UDA)	21,866
Carry forward general activity (UDA)	-350
16/17 Contracted orthodontic activity (UOA)	387
Carry forward orthodontic activity (UOA)	-1
Baseline contract value	£542,675.61

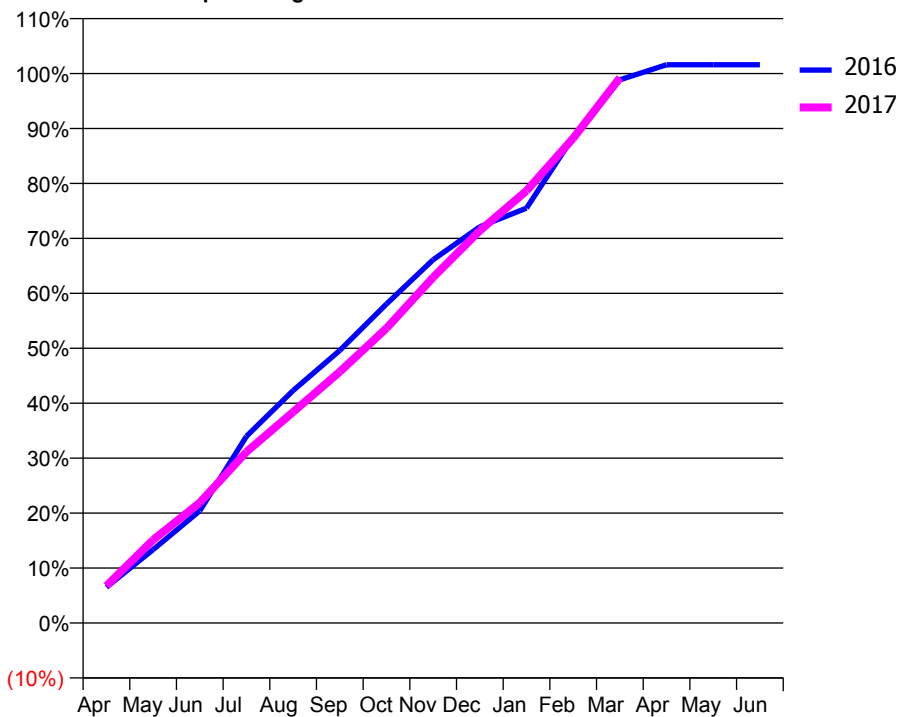
ACCESS*

Patients seen in 24 months	Total	Change since previous quarter
Quarter ending March 2016	9,315	
Quarter ending June 2016	9,401	→
Quarter ending September 2016	9,414	→
Quarter ending December 2016	9,613	↑
Quarter ending March 2017	9,858	↑
Variance since March 2016	5.8%	↑



ACTIVITY

Cumulative percentage of contracted UDA delivered 2016 & 2017



Month	Adjusted Scheduled Activity (UDA)	
	2016	2017
April	1,426	1,479
May	2,922	3,309
June	4,463	4,790
July	7,434	6,810
August	9,249	8,399
September	10,847	10,001
October	12,695	11,729
November	14,456	13,754
December	15,770	15,611
January	16,510	17,202
February	19,336	19,293
March	21,615	21,701
April	22,216	
May	22,216	
June	22,216	

QUALITY

	Quantity	Base Number	Contract	AT	Region	England
% of FP17s for the same patient ID Re-attending within 3 months - Children	150	2,678	5.6%	10.0%	12.0%	12.3%
% of FP17s for the same patient ID Re-attending within 3 months - Adults	856	7,612	11.2%	15.4%	16.0%	16.7%
% of FP17s for the same patient ID Re-attending between 3 & 9 months - Children	939	2,678	35.1%	51.1%	58.8%	57.6%
% of FP17s for the same patient ID Re-attending between 3 & 9 months - Adults	2,167	7,612	28.5%	46.4%	51.2%	50.1%
% of FP17s for Band 1 Urgent Courses	814	9,448	8.6%	8.1%	8.0%	9.1%
% of FP17s Relating to Free Repair or Replacements	101	9,448	1.1%	0.7%	0.8%	0.8%
% of FP17s Relating to Continuations	99	9,448	1.0%	0.9%	1.2%	1.2%
% of Patients satisfied with the dentistry they have received	7	9	N/A	92.1%	92.7%	92.8%
% of Patients satisfied with the time they had to wait for an appointment	9	9	N/A	90.3%	89.1%	88.7%

* This is based on patients treated on this contract for their most recent course of treatment. Figures in italics indicate the base number of FP17s or Patient Questionnaire responses are less than 100. N/A is shown where the base number of responses is less than 10 during the period. % is calculated as Quantity/Base number*100

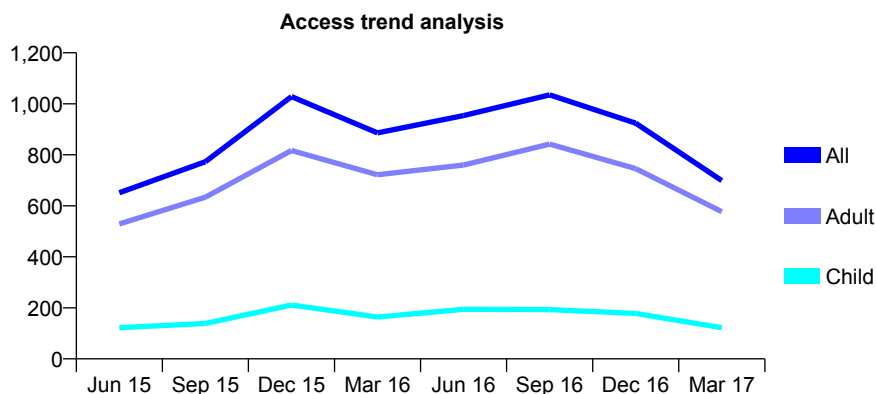
Q54 - Vital Signs At a Glance Contract Report for 658421/0005 - March 2017

Name or company name	MR ES HAYER
Contract type name	PDS Plus Contract
Purpose of contract	General
Contract start date	01/05/2012
Contract end date	30/04/2017

16/17 Contracted general activity (UDA)	2,000
Carry forward general activity (UDA)	-12
16/17 Contracted orthodontic activity (UOA)	0
Carry forward orthodontic activity (UOA)	0
Baseline contract value	£26,831.28

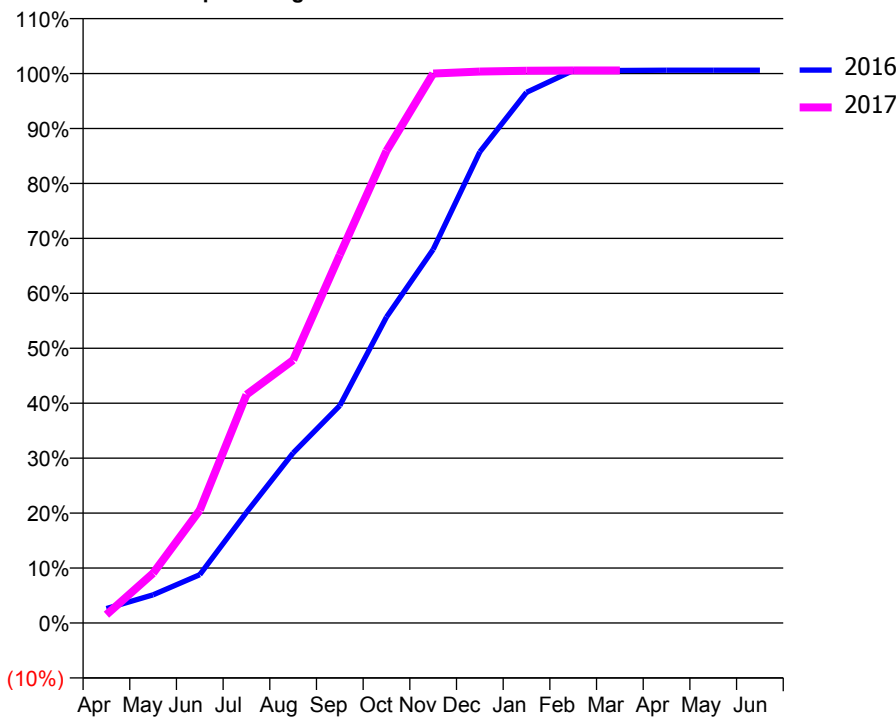
ACCESS*

Patients seen in 24 months	Total	Change since previous quarter
Quarter ending March 2016	886	
Quarter ending June 2016	954	↑
Quarter ending September 2016	1,035	↑
Quarter ending December 2016	924	↓
Quarter ending March 2017	699	↓
Variance since March 2016	(21.1%)	↓



ACTIVITY

Cumulative percentage of contracted UDA delivered 2016 & 2017



Month	Adjusted Scheduled Activity (UDA)	
	2016	2017
April	53	30
May	103	181
June	176	411
July	403	831
August	619	957
September	791	1,340
October	1,114	1,718
November	1,360	2,000
December	1,715	2,007
January	1,932	2,010
February	2,011	2,011
March	2,011	2,011
April	2,012	
May	2,012	
June	2,012	

QUALITY

	Quantity	Base Number	Contract	AT	Region	England
% of FP17s for the same patient ID Re-attending within 3 months - Children	0	162	0.0%	10.0%	12.0%	12.3%
% of FP17s for the same patient ID Re-attending within 3 months - Adults	18	684	2.6%	15.4%	16.0%	16.7%
% of FP17s for the same patient ID Re-attending between 3 & 9 months - Children	21	162	13.0%	51.1%	58.8%	57.6%
% of FP17s for the same patient ID Re-attending between 3 & 9 months - Adults	78	684	11.4%	46.4%	51.2%	50.1%
% of FP17s for Band 1 Urgent Courses	40	845	4.7%	8.1%	8.0%	9.1%
% of FP17s Relating to Free Repair or Replacements	1	845	0.1%	0.7%	0.8%	0.8%
% of FP17s Relating to Continuations	4	845	0.5%	0.9%	1.2%	1.2%
% of Patients satisfied with the dentistry they have received	3	3	N/A	92.1%	92.7%	92.8%
% of Patients satisfied with the time they had to wait for an appointment	3	3	N/A	90.3%	89.1%	88.7%

* This is based on patients treated on this contract for their most recent course of treatment. Figures in italics indicate the base number of FP17s or Patient Questionnaire responses are less than 100. N/A is shown where the base number of responses is less than 10 during the period. % is calculated as Quantity/Base number*100

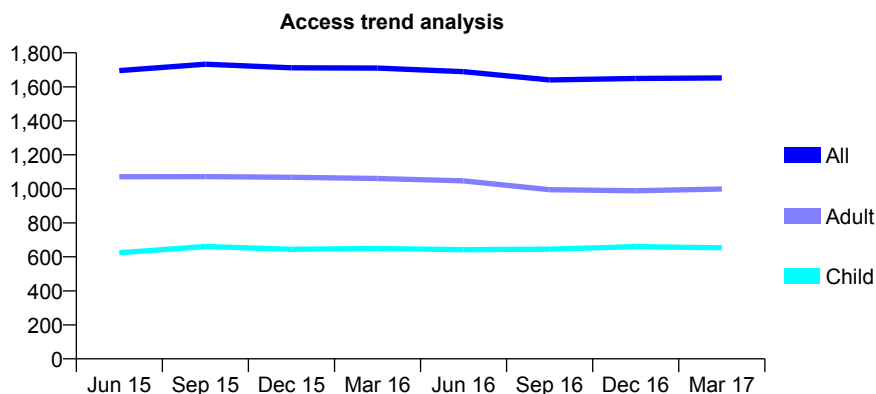
Q54 - Vital Signs At a Glance Contract Report for 658995/0001 - March 2017

Name or company name	MR SR MEHTA
Contract type name	GDS Contract
Purpose of contract	General
Contract start date	16/08/2011
Contract end date	

16/17 Contracted general activity (UDA)	5,107
Carry forward general activity (UDA)	-3
16/17 Contracted orthodontic activity (UOA)	0
Carry forward orthodontic activity (UOA)	0
Baseline contract value	£105,213.18

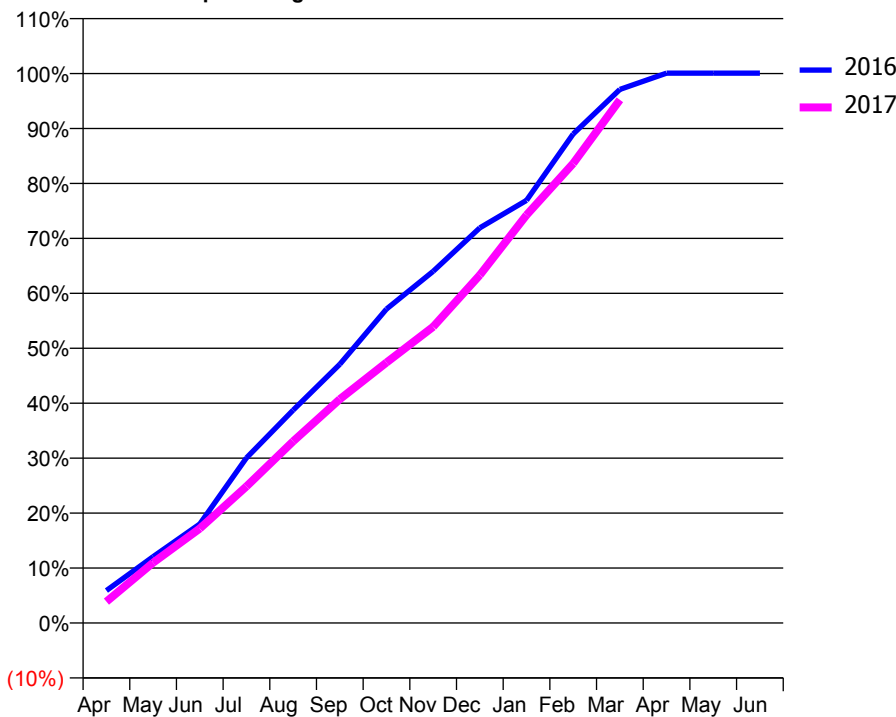
ACCESS*

Patients seen in 24 months	Total	Change since previous quarter
Quarter ending March 2016	1,710	
Quarter ending June 2016	1,689	↓
Quarter ending September 2016	1,640	↓
Quarter ending December 2016	1,649	→
Quarter ending March 2017	1,652	→
Variance since March 2016	(3.4%)	↓



ACTIVITY

Cumulative percentage of contracted UDA delivered 2016 & 2017



Adjusted Scheduled Activity (UDA)

Month	2016	2017
April	301	198
May	616	561
June	920	878
July	1,535	1,270
August	1,979	1,689
September	2,404	2,081
October	2,918	2,421
November	3,268	2,753
December	3,672	3,234
January	3,928	3,792
February	4,545	4,271
March	4,959	4,862
April	5,110	
May	5,110	
June	5,110	

QUALITY

	Quantity	Base Number	Contract	AT	Region	England
% of FP17s for the same patient ID Re-attending within 3 months - Children	24	623	3.9%	10.0%	12.0%	12.3%
% of FP17s for the same patient ID Re-attending within 3 months - Adults	101	922	11.0%	15.4%	16.0%	16.7%
% of FP17s for the same patient ID Re-attending between 3 & 9 months - Children	180	623	28.9%	51.1%	58.8%	57.6%
% of FP17s for the same patient ID Re-attending between 3 & 9 months - Adults	313	922	33.9%	46.4%	51.2%	50.1%
% of FP17s for Band 1 Urgent Courses	92	1,499	6.1%	8.1%	8.0%	9.1%
% of FP17s Relating to Free Repair or Replacements	1	1,499	0.1%	0.7%	0.8%	0.8%
% of FP17s Relating to Continuations	13	1,499	0.9%	0.9%	1.2%	1.2%
% of Patients satisfied with the dentistry they have received	1	1	N/A	92.1%	92.7%	92.8%
% of Patients satisfied with the time they had to wait for an appointment	1	1	N/A	90.3%	89.1%	88.7%

* This is based on patients treated on this contract for their most recent course of treatment. Figures in italics indicate the base number of FP17s or Patient Questionnaire responses are less than 100. N/A is shown where the base number of responses is less than 10 during the period. % is calculated as Quantity/Base number*100

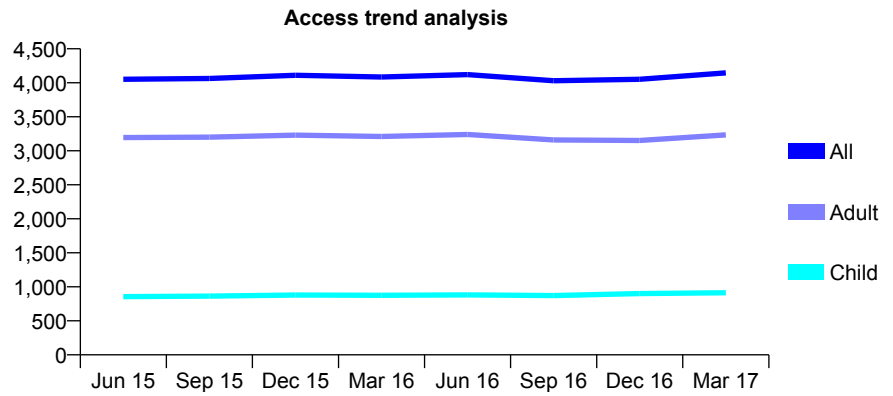
Q54 - Vital Signs At a Glance Contract Report for 660094/0001 - March 2017

Name or company name	MISS HL PHAM
Contract type name	GDS Contract
Purpose of contract	General
Contract start date	01/04/2006
Contract end date	

16/17 Contracted general activity (UDA)	16,200
Carry forward general activity (UDA)	-102
16/17 Contracted orthodontic activity (UOA)	0
Carry forward orthodontic activity (UOA)	0
Baseline contract value	£389,743.19

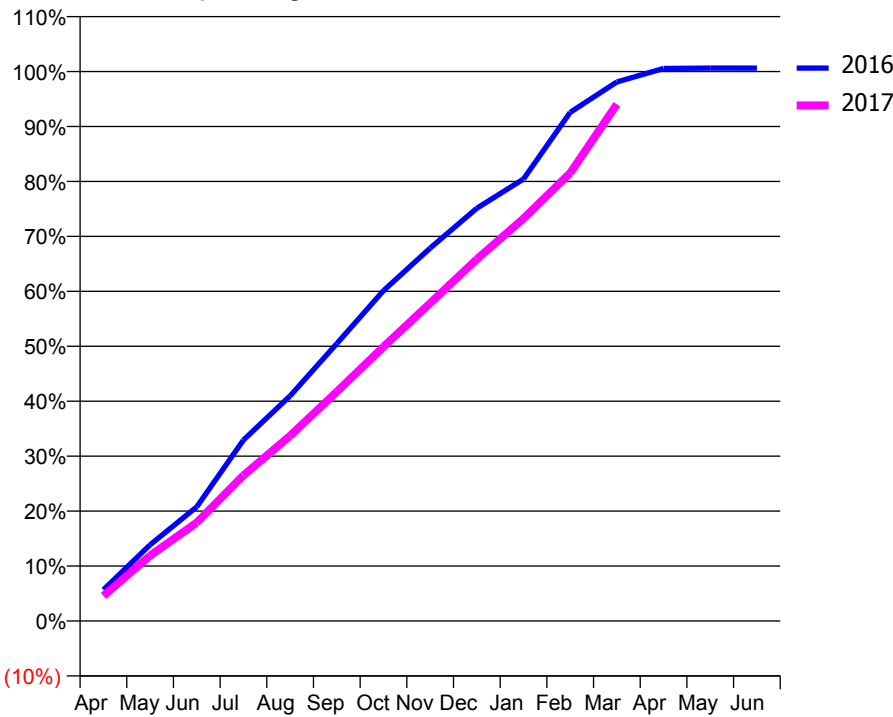
ACCESS*

Patients seen in 24 months	Total	Change since previous quarter
Quarter ending March 2016	4,086	
Quarter ending June 2016	4,121	→
Quarter ending September 2016	4,031	↓
Quarter ending December 2016	4,051	→
Quarter ending March 2017	4,146	↑
Variance since March 2016	1.5%	→



ACTIVITY

Cumulative percentage of contracted UDA delivered 2016 & 2017



Month	Adjusted Scheduled Activity (UDA)	
	2016	2017
April	920	739
May	2,248	1,927
June	3,365	2,902
July	5,335	4,294
August	6,638	5,464
September	8,179	6,759
October	9,738	8,085
November	10,996	9,369
December	12,170	10,666
January	13,030	11,868
February	14,997	13,206
March	15,890	15,234
April	16,288	
May	16,299	
June	16,302	

QUALITY

	Quantity	Base Number	Contract	AT	Region	England
% of FP17s for the same patient ID Re-attending within 3 months - Children	94	1,200	7.8%	10.0%	12.0%	12.3%
% of FP17s for the same patient ID Re-attending within 3 months - Adults	713	4,721	15.1%	15.4%	16.0%	16.7%
% of FP17s for the same patient ID Re-attending between 3 & 9 months - Children	620	1,200	51.7%	51.1%	58.8%	57.6%
% of FP17s for the same patient ID Re-attending between 3 & 9 months - Adults	2,695	4,721	57.1%	46.4%	51.2%	50.1%
% of FP17s for Band 1 Urgent Courses	537	5,764	9.3%	8.1%	8.0%	9.1%
% of FP17s Relating to Free Repair or Replacements	99	5,764	1.7%	0.7%	0.8%	0.8%
% of FP17s Relating to Continuations	66	5,764	1.1%	0.9%	1.2%	1.2%
% of Patients satisfied with the dentistry they have received	7	7	N/A	92.1%	92.7%	92.8%
% of Patients satisfied with the time they had to wait for an appointment	7	7	N/A	90.3%	89.1%	88.7%

* This is based on patients treated on this contract for their most recent course of treatment. Figures in italics indicate the base number of FP17s or Patient Questionnaire responses are less than 100. N/A is shown where the base number of responses is less than 10 during the period. % is calculated as Quantity/Base number*100

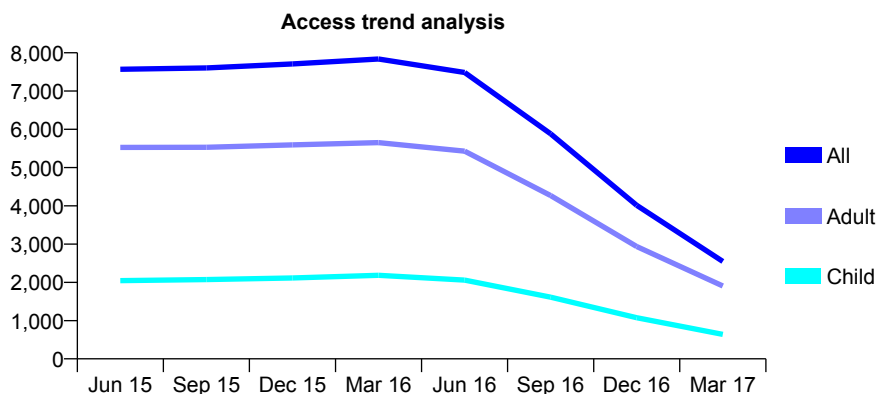
Q54 - Vital Signs At a Glance Contract Report for 673730/0001 - March 2017

Name or company name	MR IW JAYAWEERA
Contract type name	GDS Contract
Purpose of contract	General
Contract start date	01/04/2006
Contract end date	31/05/2016

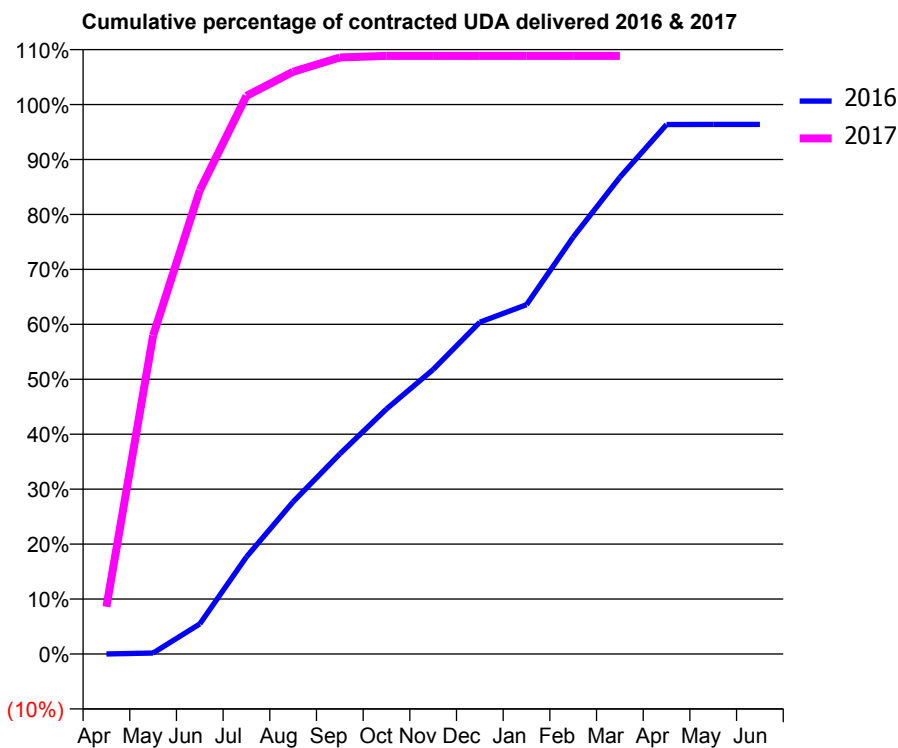
16/17 Contracted general activity (UDA)	2,981
Carry forward general activity (UDA)	0
16/17 Contracted orthodontic activity (UOA)	0
Carry forward orthodontic activity (UOA)	0
Baseline contract value	£83,328.64

ACCESS*

Patients seen in 24 months	Total	Change since previous quarter
Quarter ending March 2016	7,838	
Quarter ending June 2016	7,487	↓
Quarter ending September 2016	5,881	↓
Quarter ending December 2016	4,014	↓
Quarter ending March 2017	2,546	↓
Variance since March 2016	(67.5%)	↓



ACTIVITY



Month	Adjusted Scheduled Activity (UDA)	
	2016	2017
April	0	256
May	33	1,728
June	981	2,516
July	3,162	3,028
August	4,956	3,159
September	6,510	3,236
October	7,974	3,245
November	9,257	3,245
December	10,799	3,245
January	11,368	3,245
February	13,568	3,245
March	15,516	3,245
April	17,232	
May	17,236	
June	17,236	

QUALITY

	Quantity	Base Number	Contract	AT	Region	England
% of FP17s for the same patient ID Re-attending within 3 months - Children	48	604	7.9%	10.0%	12.0%	12.3%
% of FP17s for the same patient ID Re-attending within 3 months - Adults	192	1,609	11.9%	15.4%	16.0%	16.7%
% of FP17s for the same patient ID Re-attending between 3 & 9 months - Children	265	604	43.9%	51.1%	58.8%	57.6%
% of FP17s for the same patient ID Re-attending between 3 & 9 months - Adults	701	1,609	43.6%	46.4%	51.2%	50.1%
% of FP17s for Band 1 Urgent Courses	14	1,295	1.1%	8.1%	8.0%	9.1%
% of FP17s Relating to Free Repair or Replacements	6	1,295	0.5%	0.7%	0.8%	0.8%
% of FP17s Relating to Continuations	25	1,295	1.9%	0.9%	1.2%	1.2%
% of Patients satisfied with the dentistry they have received	1	1	N/A	92.1%	92.7%	92.8%
% of Patients satisfied with the time they had to wait for an appointment	1	1	N/A	90.3%	89.1%	88.7%

* This is based on patients treated on this contract for their most recent course of treatment. Figures in italics indicate the base number of FP17s or Patient Questionnaire responses are less than 100. N/A is shown where the base number of responses is less than 10 during the period. % is calculated as Quantity/Base number*100

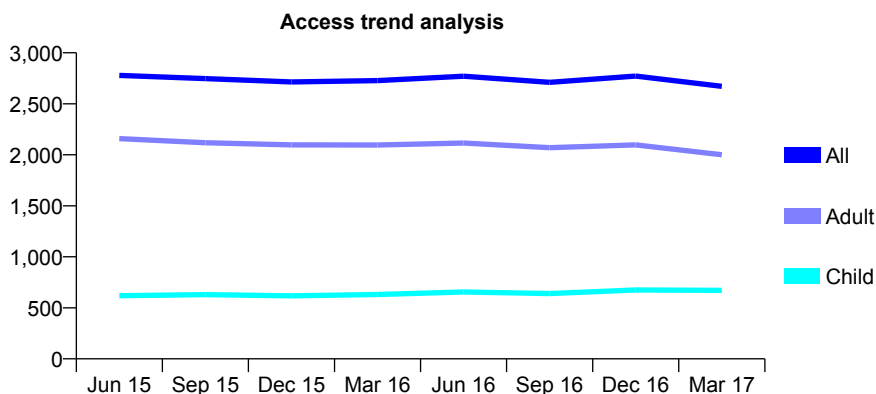
Q54 - Vital Signs At a Glance Contract Report for 673749/0001 - March 2017

Name or company name	MR R KUMAR
Contract type name	Pilot Contract
Purpose of contract	General and Orthodontic
Contract start date	01/04/2006
Contract end date	

16/17 Contracted general activity (UDA)	9,973
Carry forward general activity (UDA)	0
16/17 Contracted orthodontic activity (UOA)	210
Carry forward orthodontic activity (UOA)	0
Baseline contract value	£268,120.45

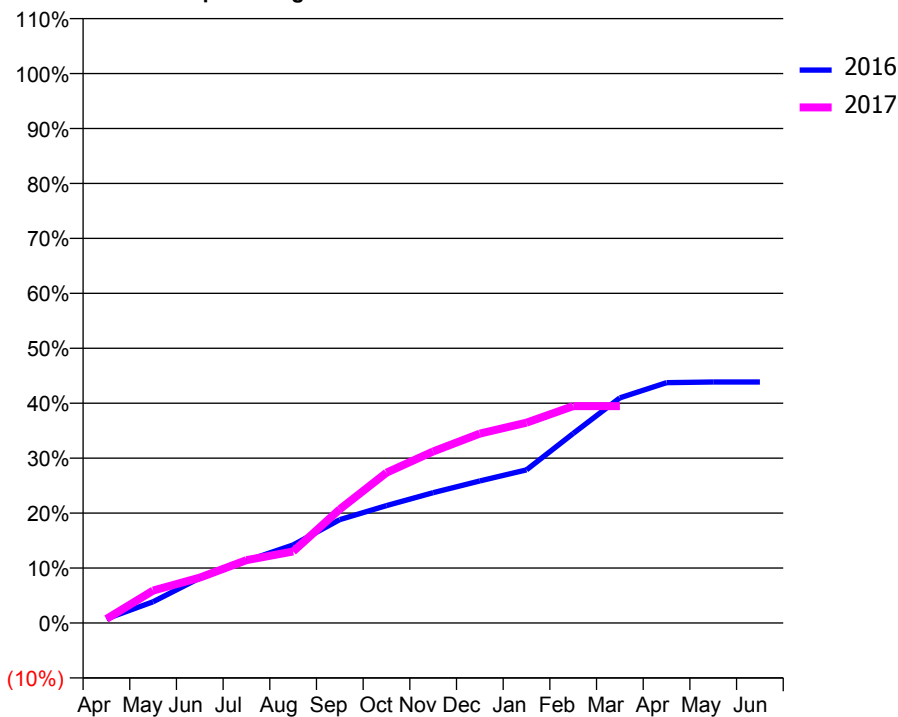
ACCESS*

Patients seen in 24 months	Total	Change since previous quarter
Quarter ending March 2016	2,727	
Quarter ending June 2016	2,771	→
Quarter ending September 2016	2,710	↓
Quarter ending December 2016	2,772	↑
Quarter ending March 2017	2,671	↓
Variance since March 2016	(2.1%)	↓



ACTIVITY

Cumulative percentage of contracted UDA delivered 2016 & 2017



Month	Adjusted Scheduled Activity (UDA)	
	2016	2017
April	76	75
May	386	589
June	817	824
July	1,129	1,141
August	1,416	1,298
September	1,876	2,064
October	2,131	2,729
November	2,365	3,114
December	2,578	3,438
January	2,779	3,635
February	3,440	3,936
March	4,086	3,936
April	4,361	
May	4,373	
June	4,373	

QUALITY

	Quantity	Base Number	Contract	AT	Region	England
% of FP17s for the same patient ID Re-attending within 3 months - Children	22	702	3.1%	10.0%	12.0%	12.3%
% of FP17s for the same patient ID Re-attending within 3 months - Adults	139	1,741	8.0%	15.4%	16.0%	16.7%
% of FP17s for the same patient ID Re-attending between 3 & 9 months - Children	266	702	37.9%	51.1%	58.8%	57.6%
% of FP17s for the same patient ID Re-attending between 3 & 9 months - Adults	583	1,741	33.5%	46.4%	51.2%	50.1%
% of FP17s for Band 1 Urgent Courses	109	2,286	4.8%	8.1%	8.0%	9.1%
% of FP17s Relating to Free Repair or Replacements	0	2,286	0.0%	0.7%	0.8%	0.8%
% of FP17s Relating to Continuations	16	2,286	0.7%	0.9%	1.2%	1.2%
% of Patients satisfied with the dentistry they have received	0	0	N/A	92.1%	92.7%	92.8%
% of Patients satisfied with the time they had to wait for an appointment	0	0	N/A	90.3%	89.1%	88.7%

* This is based on patients treated on this contract for their most recent course of treatment. Figures in italics indicate the base number of FP17s or Patient Questionnaire responses are less than 100. N/A is shown where the base number of responses is less than 10 during the period. % is calculated as Quantity/Base number*100

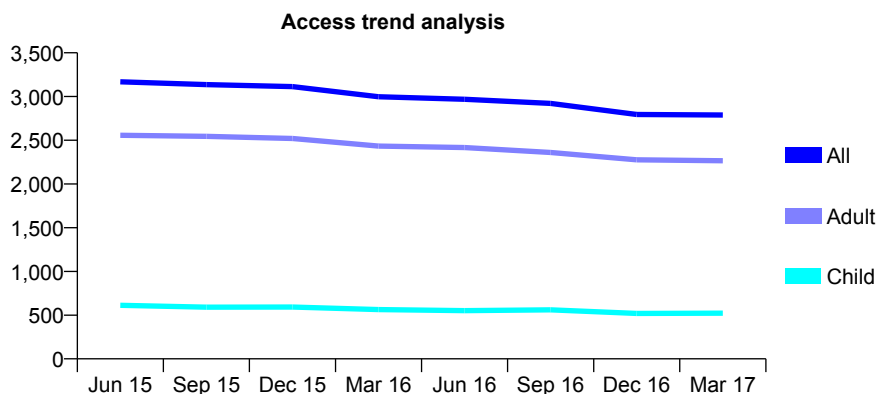
Q54 - Vital Signs At a Glance Contract Report for 677566/0001 - March 2017

Name or company name	MR N KHALED
Contract type name	GDS Contract
Purpose of contract	General
Contract start date	01/12/2006
Contract end date	

16/17 Contracted general activity (UDA)	15,657
Carry forward general activity (UDA)	0
16/17 Contracted orthodontic activity (UOA)	0
Carry forward orthodontic activity (UOA)	0
Baseline contract value	£390,593.31

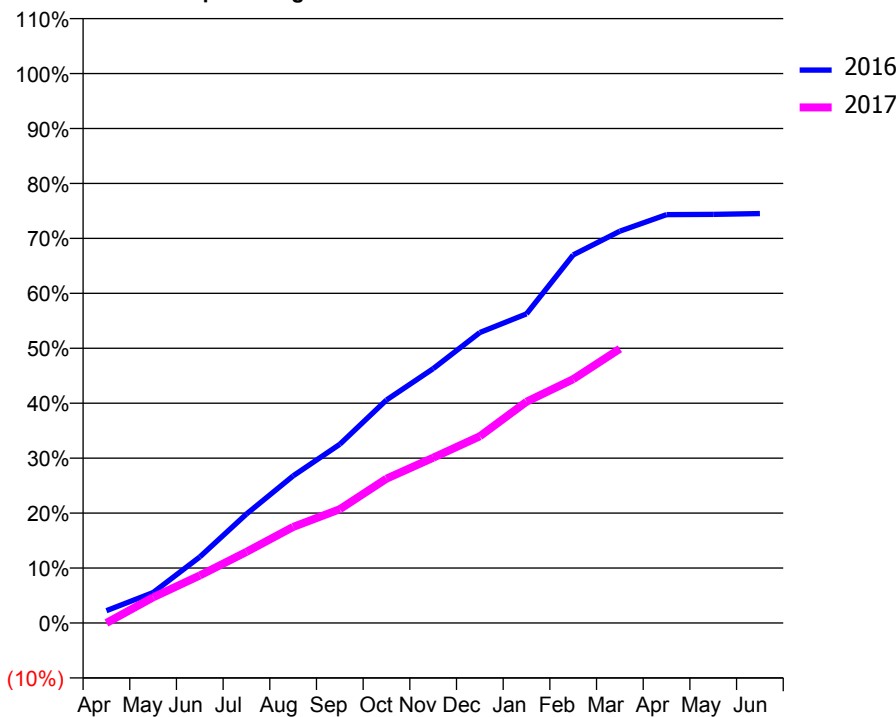
ACCESS*

Patients seen in 24 months	Total	Change since previous quarter
Quarter ending March 2016	2,997	
Quarter ending June 2016	2,968	→
Quarter ending September 2016	2,921	↓
Quarter ending December 2016	2,795	↓
Quarter ending March 2017	2,789	→
Variance since March 2016	(6.9%)	↓



ACTIVITY

Cumulative percentage of contracted UDA delivered 2016 & 2017



Month	Adjusted Scheduled Activity (UDA)	
	2016	2017
April	350	0
May	870	730
June	1,883	1,353
July	3,108	2,027
August	4,193	2,736
September	5,092	3,242
October	6,354	4,113
November	7,248	4,709
December	8,276	5,322
January	8,808	6,305
February	10,490	6,946
March	11,164	7,815
April	11,636	
May	11,643	
June	11,665	

QUALITY

	Quantity	Base Number	Contract	AT	Region	England
% of FP17s for the same patient ID Re-attending within 3 months - Children	33	530	6.2%	10.0%	12.0%	12.3%
% of FP17s for the same patient ID Re-attending within 3 months - Adults	512	2,299	22.3%	15.4%	16.0%	16.7%
% of FP17s for the same patient ID Re-attending between 3 & 9 months - Children	192	530	36.2%	51.1%	58.8%	57.6%
% of FP17s for the same patient ID Re-attending between 3 & 9 months - Adults	673	2,299	29.3%	46.4%	51.2%	50.1%
% of FP17s for Band 1 Urgent Courses	94	2,677	3.5%	8.1%	8.0%	9.1%
% of FP17s Relating to Free Repair or Replacements	44	2,677	1.6%	0.7%	0.8%	0.8%
% of FP17s Relating to Continuations	124	2,677	4.6%	0.9%	1.2%	1.2%
% of Patients satisfied with the dentistry they have received	1	1	N/A	92.1%	92.7%	92.8%
% of Patients satisfied with the time they had to wait for an appointment	1	1	N/A	90.3%	89.1%	88.7%

* This is based on patients treated on this contract for their most recent course of treatment. Figures in italics indicate the base number of FP17s or Patient Questionnaire responses are less than 100. N/A is shown where the base number of responses is less than 10 during the period. % is calculated as Quantity/Base number*100

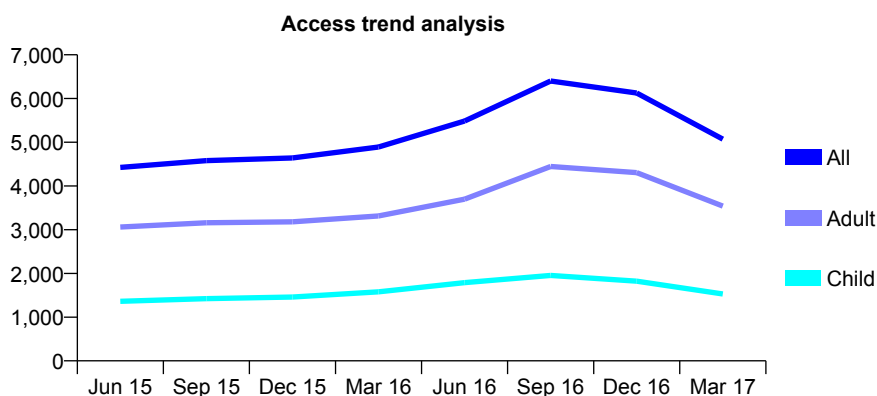
Q54 - Vital Signs At a Glance Contract Report for 677620/0002 - March 2017

Name or company name	MR MA ILYAS
Contract type name	GDS Contract
Purpose of contract	General
Contract start date	01/04/2006
Contract end date	

16/17 Contracted general activity (UDA)	14,933
Carry forward general activity (UDA)	0
16/17 Contracted orthodontic activity (UOA)	0
Carry forward orthodontic activity (UOA)	0
Baseline contract value	£335,867.58

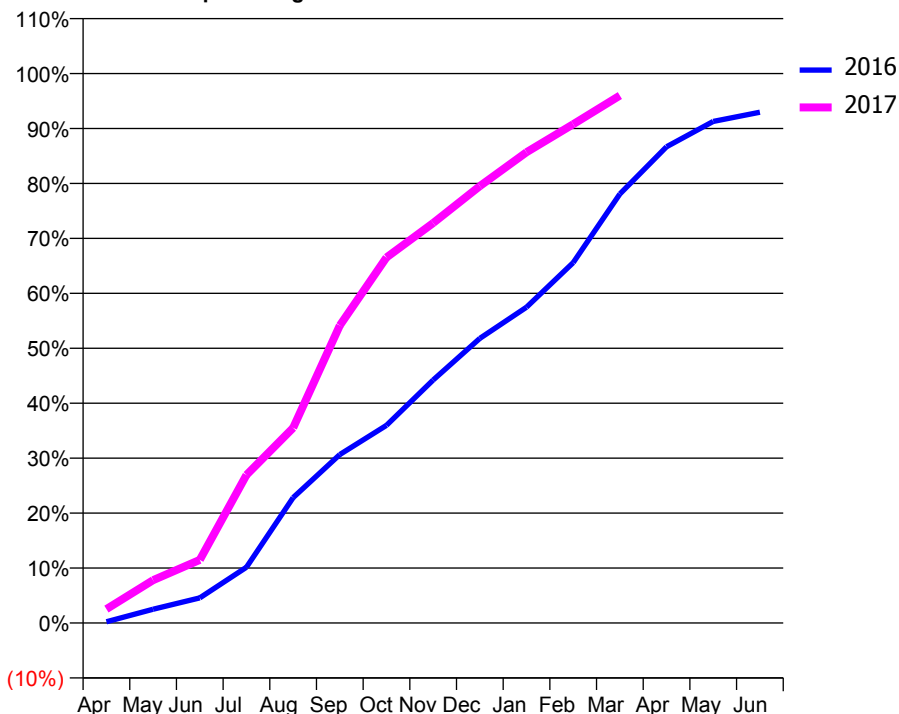
ACCESS*

Patients seen in 24 months	Total	Change since previous quarter
Quarter ending March 2016	4,892	
Quarter ending June 2016	5,487	↑
Quarter ending September 2016	6,400	↑
Quarter ending December 2016	6,125	↓
Quarter ending March 2017	5,071	↓
Variance since March 2016	3.7%	↑



ACTIVITY

Cumulative percentage of contracted UDA delivered 2016 & 2017



Month	Adjusted Scheduled Activity (UDA)	
	2016	2017
April	35	378
May	376	1,165
June	684	1,714
July	1,517	4,026
August	3,408	5,304
September	4,579	8,086
October	5,373	9,936
November	6,604	10,868
December	7,736	11,872
January	8,582	12,794
February	9,793	13,556
March	11,660	14,332
April	12,942	
May	13,630	
June	13,883	

QUALITY

	Quantity	Base Number	Contract	AT	Region	England
% of FP17s for the same patient ID Re-attending within 3 months - Children	134	2,529	5.3%	10.0%	12.0%	12.3%
% of FP17s for the same patient ID Re-attending within 3 months - Adults	606	5,929	10.2%	15.4%	16.0%	16.7%
% of FP17s for the same patient ID Re-attending between 3 & 9 months - Children	1,200	2,529	47.4%	51.1%	58.8%	57.6%
% of FP17s for the same patient ID Re-attending between 3 & 9 months - Adults	2,462	5,929	41.5%	46.4%	51.2%	50.1%
% of FP17s for Band 1 Urgent Courses	462	6,875	6.7%	8.1%	8.0%	9.1%
% of FP17s Relating to Free Repair or Replacements	28	6,875	0.4%	0.7%	0.8%	0.8%
% of FP17s Relating to Continuations	21	6,875	0.3%	0.9%	1.2%	1.2%
% of Patients satisfied with the dentistry they have received	7	7	N/A	92.1%	92.7%	92.8%
% of Patients satisfied with the time they had to wait for an appointment	7	7	N/A	90.3%	89.1%	88.7%

* This is based on patients treated on this contract for their most recent course of treatment. Figures in italics indicate the base number of FP17s or Patient Questionnaire responses are less than 100. N/A is shown where the base number of responses is less than 10 during the period. % is calculated as Quantity/Base number*100

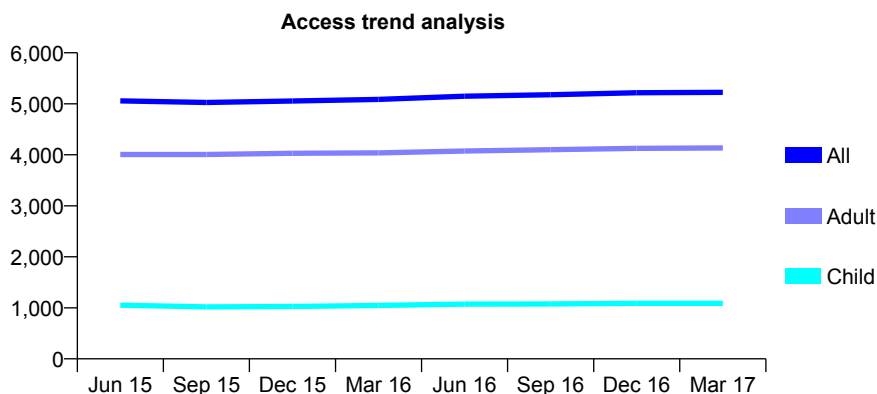
Q54 - Vital Signs At a Glance Contract Report for 678139/0001 - March 2017

Name or company name	MS WP CHEUNG
Contract type name	GDS Contract
Purpose of contract	General
Contract start date	01/04/2006
Contract end date	

16/17 Contracted general activity (UDA)	16,054
Carry forward general activity (UDA)	-115
16/17 Contracted orthodontic activity (UOA)	0
Carry forward orthodontic activity (UOA)	0
Baseline contract value	£335,493.93

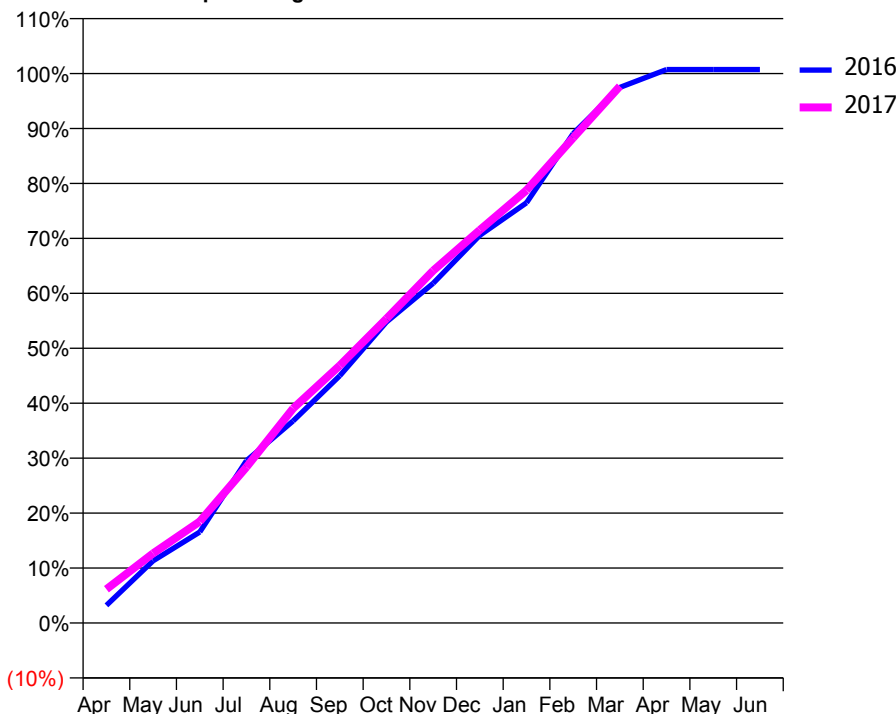
ACCESS*

Patients seen in 24 months	Total	Change since previous quarter
Quarter ending March 2016	5,086	
Quarter ending June 2016	5,148	→
Quarter ending September 2016	5,178	→
Quarter ending December 2016	5,216	→
Quarter ending March 2017	5,225	→
Variance since March 2016	2.7%	↑



ACTIVITY

Cumulative percentage of contracted UDA delivered 2016 & 2017



Adjusted Scheduled Activity (UDA)

Month	2016	2017
April	516	988
May	1,817	2,034
June	2,660	2,968
July	4,745	4,556
August	5,905	6,269
September	7,225	7,524
October	8,796	8,891
November	9,925	10,296
December	11,325	11,484
January	12,277	12,645
February	14,300	14,174
March	15,647	15,683
April	16,169	
May	16,169	
June	16,169	

QUALITY

	Quantity	Base Number	Contract	AT	Region	England
% of FP17s for the same patient ID Re-attending within 3 months - Children	123	1,690	7.3%	10.0%	12.0%	12.3%
% of FP17s for the same patient ID Re-attending within 3 months - Adults	1,133	6,769	16.7%	15.4%	16.0%	16.7%
% of FP17s for the same patient ID Re-attending between 3 & 9 months - Children	1,037	1,690	61.4%	51.1%	58.8%	57.6%
% of FP17s for the same patient ID Re-attending between 3 & 9 months - Adults	4,287	6,769	63.3%	46.4%	51.2%	50.1%
% of FP17s for Band 1 Urgent Courses	457	8,233	5.6%	8.1%	8.0%	9.1%
% of FP17s Relating to Free Repair or Replacements	95	8,233	1.2%	0.7%	0.8%	0.8%
% of FP17s Relating to Continuations	279	8,233	3.4%	0.9%	1.2%	1.2%
% of Patients satisfied with the dentistry they have received	10	12	83.3%	92.1%	92.7%	92.8%
% of Patients satisfied with the time they had to wait for an appointment	11	12	91.7%	90.3%	89.1%	88.7%

* This is based on patients treated on this contract for their most recent course of treatment. Figures in italics indicate the base number of FP17s or Patient Questionnaire responses are less than 100. N/A is shown where the base number of responses is less than 10 during the period. % is calculated as Quantity/Base number*100

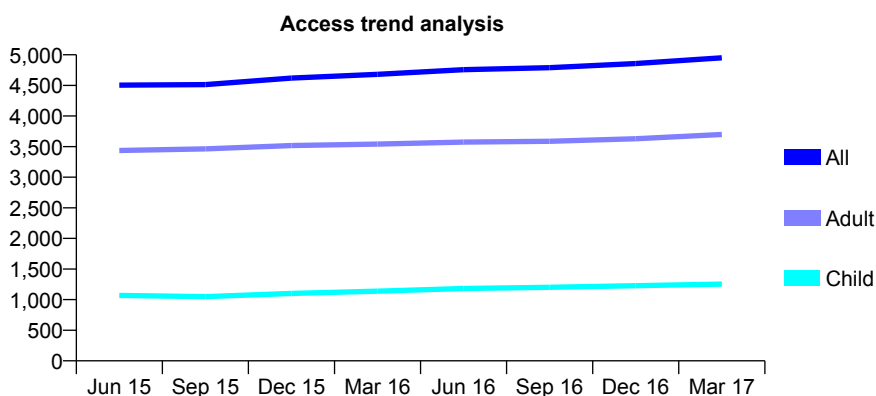
Q54 - Vital Signs At a Glance Contract Report for 678325/0001 - March 2017

Name or company name	MR MS PARMAR
Contract type name	GDS Contract
Purpose of contract	General
Contract start date	01/04/2006
Contract end date	

16/17 Contracted general activity (UDA)	9,855
Carry forward general activity (UDA)	-181
16/17 Contracted orthodontic activity (UOA)	0
Carry forward orthodontic activity (UOA)	0
Baseline contract value	£271,183.15

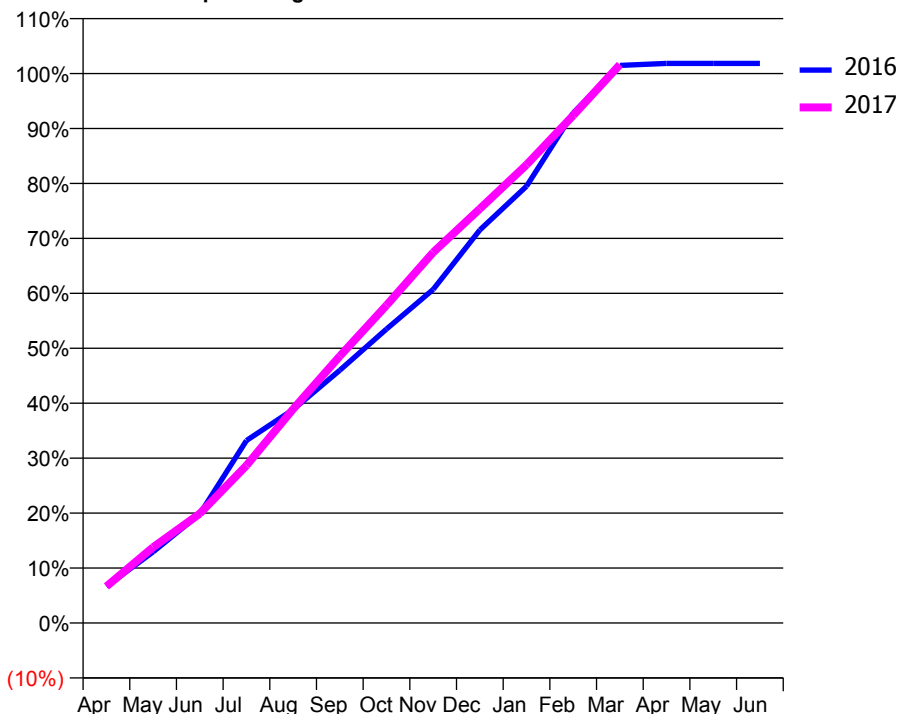
ACCESS*

Patients seen in 24 months	Total	Change since previous quarter
Quarter ending March 2016	4,681	
Quarter ending June 2016	4,757	→
Quarter ending September 2016	4,789	→
Quarter ending December 2016	4,857	→
Quarter ending March 2017	4,952	→
Variance since March 2016	5.8%	↑



ACTIVITY

Cumulative percentage of contracted UDA delivered 2016 & 2017



Adjusted Scheduled Activity (UDA)

Month	2016	2017
April	656	657
May	1,275	1,361
June	1,954	1,963
July	3,273	2,826
August	3,827	3,836
September	4,533	4,786
October	5,272	5,699
November	5,983	6,648
December	7,048	7,429
January	7,834	8,218
February	9,146	9,103
March	10,000	10,014
April	10,036	
May	10,036	
June	10,036	

QUALITY

	Quantity	Base Number	Contract	AT	Region	England
% of FP17s for the same patient ID Re-attending within 3 months - Children	126	1,626	7.7%	10.0%	12.0%	12.3%
% of FP17s for the same patient ID Re-attending within 3 months - Adults	420	4,066	10.3%	15.4%	16.0%	16.7%
% of FP17s for the same patient ID Re-attending between 3 & 9 months - Children	764	1,626	47.0%	51.1%	58.8%	57.6%
% of FP17s for the same patient ID Re-attending between 3 & 9 months - Adults	1,767	4,066	43.5%	46.4%	51.2%	50.1%
% of FP17s for Band 1 Urgent Courses	163	5,030	3.2%	8.1%	8.0%	9.1%
% of FP17s Relating to Free Repair or Replacements	18	5,030	0.4%	0.7%	0.8%	0.8%
% of FP17s Relating to Continuations	45	5,030	0.9%	0.9%	1.2%	1.2%
% of Patients satisfied with the dentistry they have received	7	8	N/A	92.1%	92.7%	92.8%
% of Patients satisfied with the time they had to wait for an appointment	7	8	N/A	90.3%	89.1%	88.7%

* This is based on patients treated on this contract for their most recent course of treatment. Figures in italics indicate the base number of FP17s or Patient Questionnaire responses are less than 100. N/A is shown where the base number of responses is less than 10 during the period. % is calculated as Quantity/Base number*100

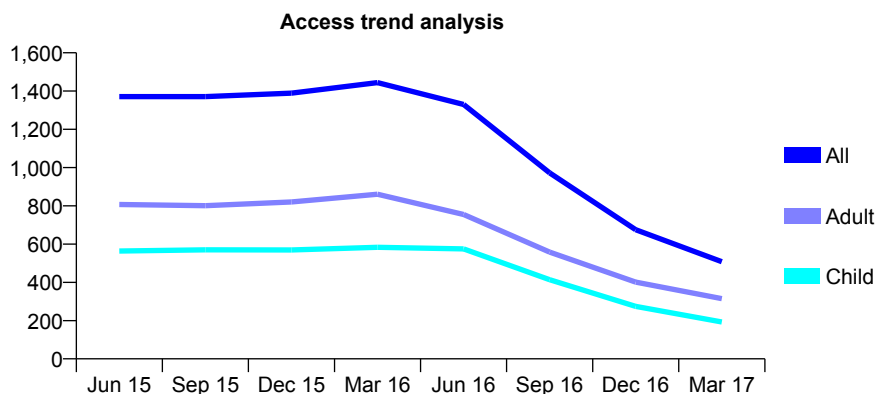
Q54 - Vital Signs At a Glance Contract Report for 679186/0002 - March 2017

Name or company name	MR A DA COSTA
Contract type name	GDS Contract
Purpose of contract	General
Contract start date	01/11/2008
Contract end date	31/05/2016

16/17 Contracted general activity (UDA)	815
Carry forward general activity (UDA)	0
16/17 Contracted orthodontic activity (UOA)	0
Carry forward orthodontic activity (UOA)	0
Baseline contract value	£19,688.00

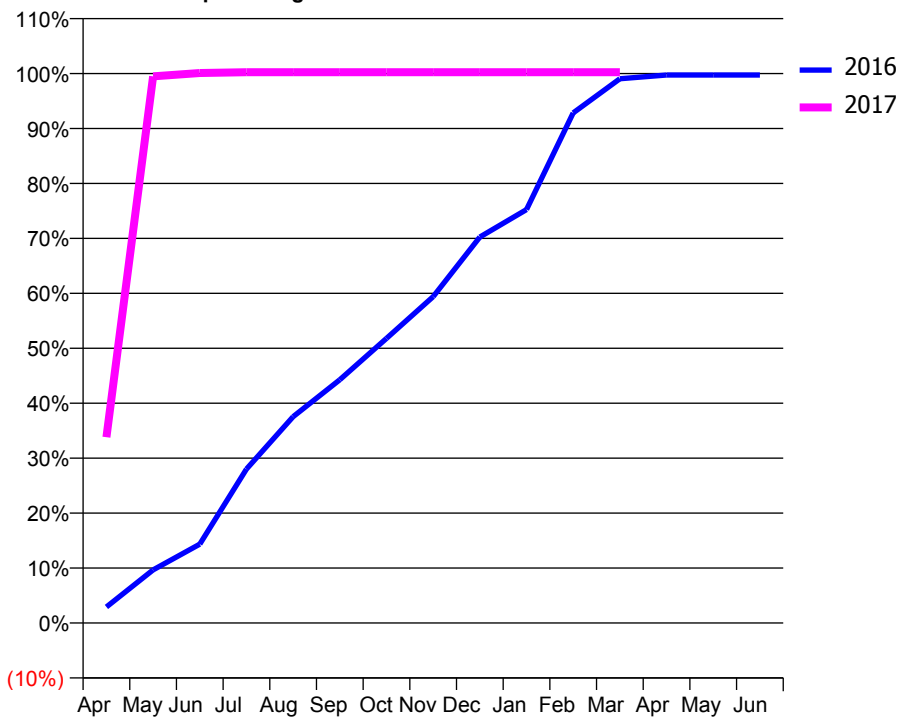
ACCESS*

Patients seen in 24 months	Total	Change since previous quarter
Quarter ending March 2016	1,444	
Quarter ending June 2016	1,330	↓
Quarter ending September 2016	972	↓
Quarter ending December 2016	675	↓
Quarter ending March 2017	508	↓
Variance since March 2016	(64.8%)	↓



ACTIVITY

Cumulative percentage of contracted UDA delivered 2016 & 2017



Month	Adjusted Scheduled Activity (UDA)	
	2016	2017
April	143	276
May	473	811
June	702	816
July	1,370	817
August	1,836	817
September	2,166	817
October	2,533	817
November	2,904	817
December	3,435	817
January	3,680	817
February	4,540	817
March	4,843	817
April	4,877	
May	4,877	
June	4,877	

QUALITY

	Quantity	Base Number	Contract	AT	Region	England
% of FP17s for the same patient ID Re-attending within 3 months - Children	9	156	5.8%	10.0%	12.0%	12.3%
% of FP17s for the same patient ID Re-attending within 3 months - Adults	20	142	14.1%	15.4%	16.0%	16.7%
% of FP17s for the same patient ID Re-attending between 3 & 9 months - Children	34	156	21.8%	51.1%	58.8%	57.6%
% of FP17s for the same patient ID Re-attending between 3 & 9 months - Adults	38	142	26.8%	46.4%	51.2%	50.1%
% of FP17s for Band 1 Urgent Courses	25	277	9.0%	8.1%	8.0%	9.1%
% of FP17s Relating to Free Repair or Replacements	1	277	0.4%	0.7%	0.8%	0.8%
% of FP17s Relating to Continuations	0	277	0.0%	0.9%	1.2%	1.2%
% of Patients satisfied with the dentistry they have received	0	0	N/A	92.1%	92.7%	92.8%
% of Patients satisfied with the time they had to wait for an appointment	0	0	N/A	90.3%	89.1%	88.7%

* This is based on patients treated on this contract for their most recent course of treatment. Figures in italics indicate the base number of FP17s or Patient Questionnaire responses are less than 100. N/A is shown where the base number of responses is less than 10 during the period. % is calculated as Quantity/Base number*100

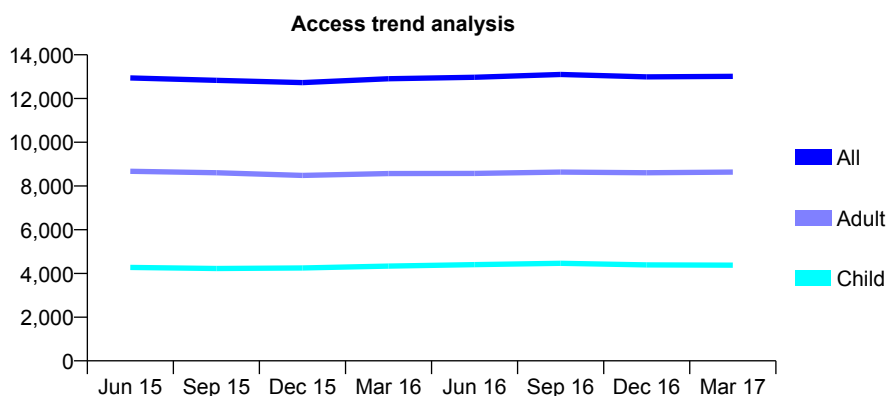
Q54 - Vital Signs At a Glance Contract Report for 682004/0001 - March 2017

Name or company name	MR S KUMAR
Contract type name	GDS Contract
Purpose of contract	General
Contract start date	01/04/2006
Contract end date	

16/17 Contracted general activity (UDA)	45,372
Carry forward general activity (UDA)	1,262
16/17 Contracted orthodontic activity (UOA)	0
Carry forward orthodontic activity (UOA)	0
Baseline contract value	£1,235,389.53

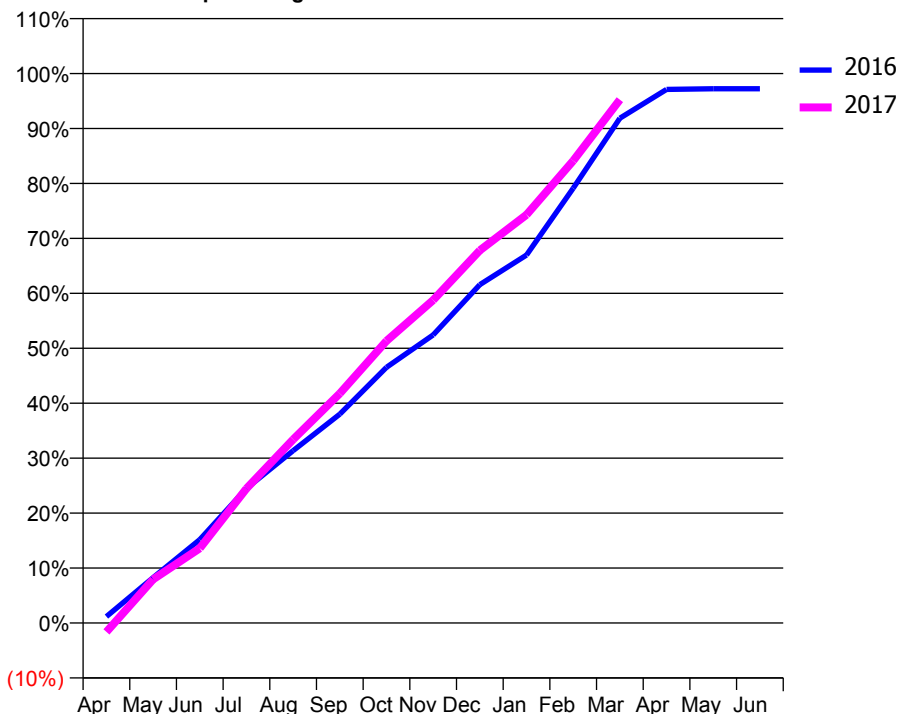
ACCESS*

Patients seen in 24 months	Total	Change since previous quarter
Quarter ending March 2016	12,902	
Quarter ending June 2016	12,974	→
Quarter ending September 2016	13,099	→
Quarter ending December 2016	12,991	→
Quarter ending March 2017	13,012	→
Variance since March 2016	0.9%	→



ACTIVITY

Cumulative percentage of contracted UDA delivered 2016 & 2017



Adjusted Scheduled Activity (UDA)

Month	2016	2017
April	535	-739
May	3,753	3,602
June	6,885	6,174
July	11,115	11,103
August	14,231	15,151
September	17,245	18,957
October	21,109	23,287
November	23,783	26,666
December	27,937	30,771
January	30,388	33,709
February	35,897	38,165
March	41,679	43,207
April	44,058	
May	44,110	
June	44,110	

QUALITY

	Quantity	Base Number	Contract	AT	Region	England
% of FP17s for the same patient ID Re-attending within 3 months - Children	240	5,030	4.8%	10.0%	12.0%	12.3%
% of FP17s for the same patient ID Re-attending within 3 months - Adults	1,224	9,341	13.1%	15.4%	16.0%	16.7%
% of FP17s for the same patient ID Re-attending between 3 & 9 months - Children	2,108	5,030	41.9%	51.1%	58.8%	57.6%
% of FP17s for the same patient ID Re-attending between 3 & 9 months - Adults	3,234	9,341	34.6%	46.4%	51.2%	50.1%
% of FP17s for Band 1 Urgent Courses	1,297	13,623	9.5%	8.1%	8.0%	9.1%
% of FP17s Relating to Free Repair or Replacements	54	13,623	0.4%	0.7%	0.8%	0.8%
% of FP17s Relating to Continuations	61	13,623	0.4%	0.9%	1.2%	1.2%
% of Patients satisfied with the dentistry they have received	6	7	N/A	92.1%	92.7%	92.8%
% of Patients satisfied with the time they had to wait for an appointment	5	7	N/A	90.3%	89.1%	88.7%

* This is based on patients treated on this contract for their most recent course of treatment. Figures in italics indicate the base number of FP17s or Patient Questionnaire responses are less than 100. N/A is shown where the base number of responses is less than 10 during the period. % is calculated as Quantity/Base number*100

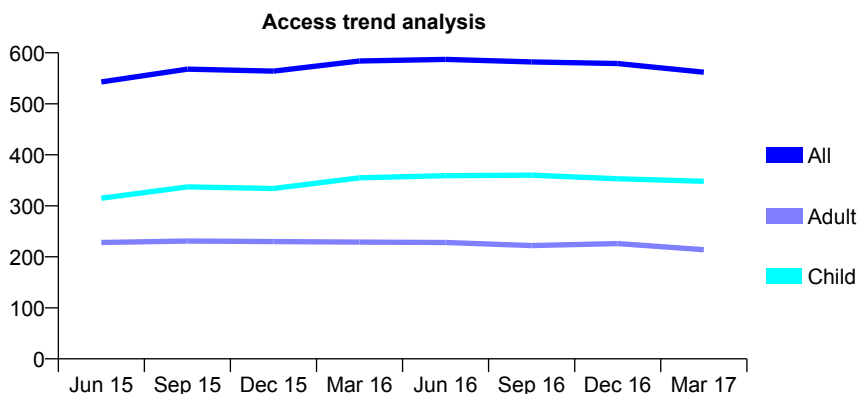
Q54 - Vital Signs At a Glance Contract Report for 682381/0001 - March 2017

Name or company name	MR TF FRASER
Contract type name	GDS Contract
Purpose of contract	General
Contract start date	01/04/2006
Contract end date	

16/17 Contracted general activity (UDA)	1,600
Carry forward general activity (UDA)	0
16/17 Contracted orthodontic activity (UOA)	0
Carry forward orthodontic activity (UOA)	0
Baseline contract value	£40,662.61

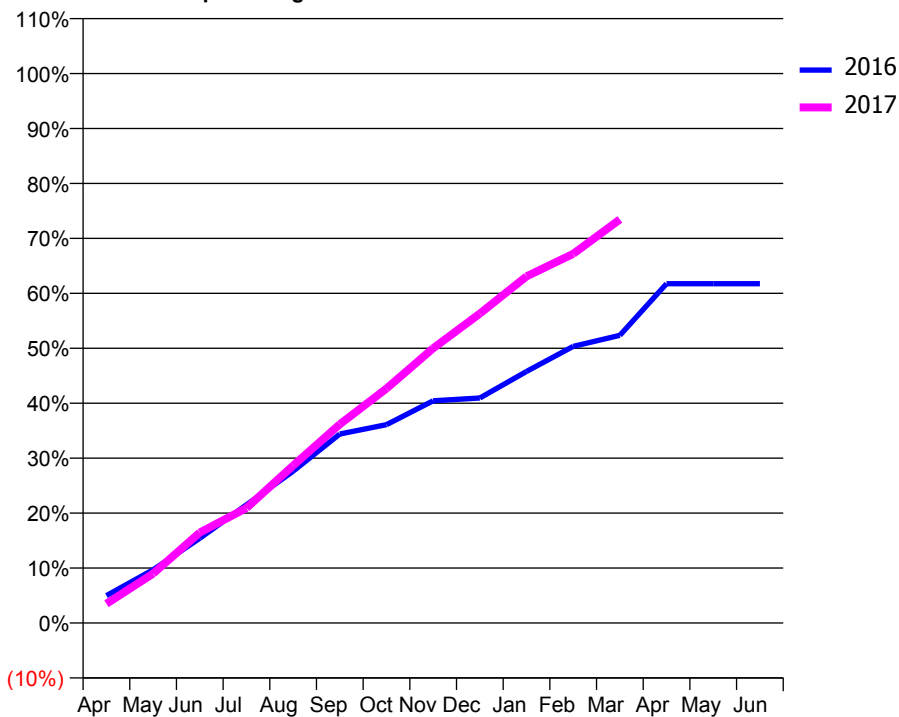
ACCESS*

Patients seen in 24 months	Total	Change since previous quarter
Quarter ending March 2016	584	
Quarter ending June 2016	587	→
Quarter ending September 2016	582	→
Quarter ending December 2016	579	→
Quarter ending March 2017	562	↓
Variance since March 2016	(3.8%)	↓



ACTIVITY

Cumulative percentage of contracted UDA delivered 2016 & 2017



Month	Adjusted Scheduled Activity (UDA)	
	2016	2017
April	91	56
May	177	144
June	282	264
July	393	335
August	505	458
September	629	579
October	660	683
November	740	800
December	749	901
January	837	1,009
February	921	1,075
March	958	1,175
April	1,129	
May	1,129	
June	1,129	

QUALITY

	Quantity	Base Number	Contract	AT	Region	England
% of FP17s for the same patient ID Re-attending within 3 months - Children	27	562	4.8%	10.0%	12.0%	12.3%
% of FP17s for the same patient ID Re-attending within 3 months - Adults	68	301	22.6%	15.4%	16.0%	16.7%
% of FP17s for the same patient ID Re-attending between 3 & 9 months - Children	324	562	57.7%	51.1%	58.8%	57.6%
% of FP17s for the same patient ID Re-attending between 3 & 9 months - Adults	130	301	43.2%	46.4%	51.2%	50.1%
% of FP17s for Band 1 Urgent Courses	35	759	4.6%	8.1%	8.0%	9.1%
% of FP17s Relating to Free Repair or Replacements	0	759	0.0%	0.7%	0.8%	0.8%
% of FP17s Relating to Continuations	26	759	3.4%	0.9%	1.2%	1.2%
% of Patients satisfied with the dentistry they have received	0	0	N/A	92.1%	92.7%	92.8%
% of Patients satisfied with the time they had to wait for an appointment	0	0	N/A	90.3%	89.1%	88.7%

* This is based on patients treated on this contract for their most recent course of treatment. Figures in italics indicate the base number of FP17s or Patient Questionnaire responses are less than 100. N/A is shown where the base number of responses is less than 10 during the period. % is calculated as Quantity/Base number*100

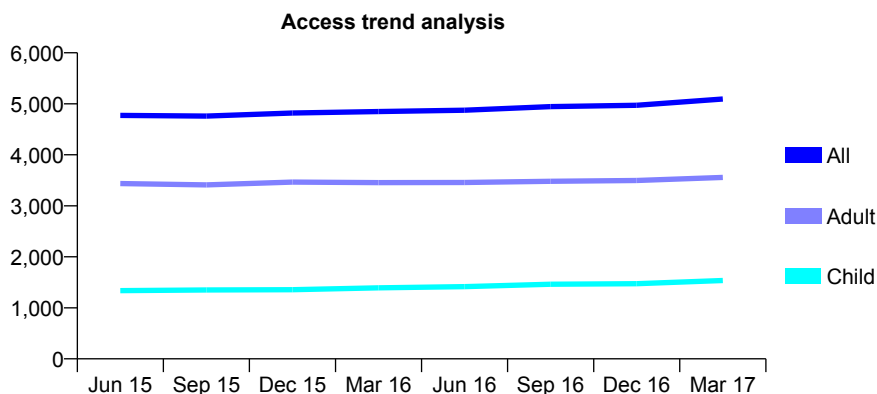
Q54 - Vital Signs At a Glance Contract Report for 686867/0001 - March 2017

Name or company name	MISS PK ATHWAL
Contract type name	GDS Contract
Purpose of contract	General
Contract start date	01/04/2006
Contract end date	

16/17 Contracted general activity (UDA)	18,296
Carry forward general activity (UDA)	-16
16/17 Contracted orthodontic activity (UOA)	0
Carry forward orthodontic activity (UOA)	0
Baseline contract value	£521,090.68

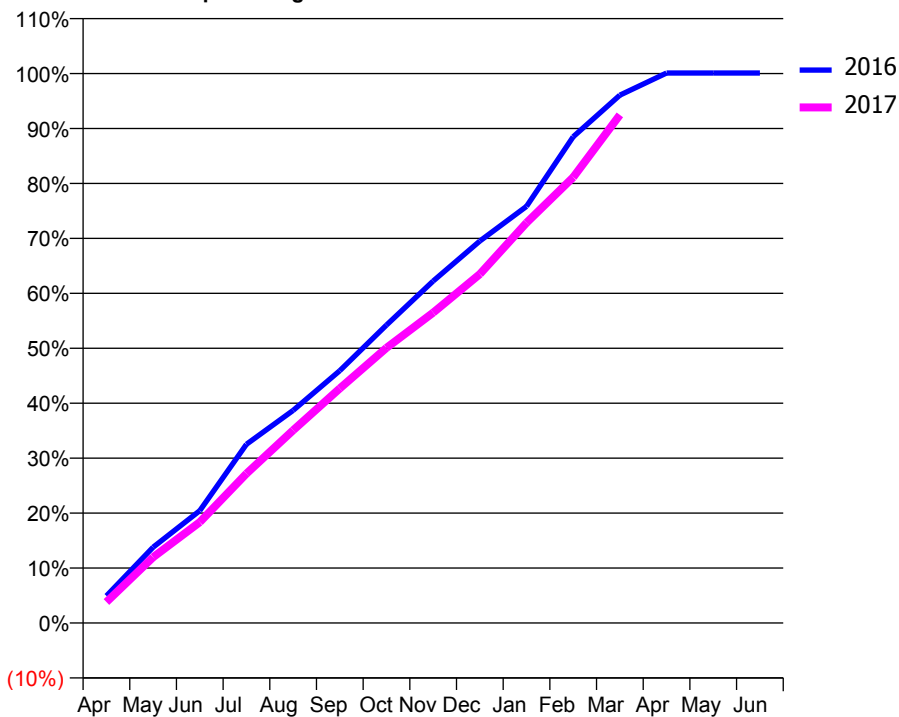
ACCESS*

Patients seen in 24 months	Total	Change since previous quarter
Quarter ending March 2016	4,849	
Quarter ending June 2016	4,874	→
Quarter ending September 2016	4,944	→
Quarter ending December 2016	4,972	→
Quarter ending March 2017	5,093	↑
Variance since March 2016	5.0%	↑



ACTIVITY

Cumulative percentage of contracted UDA delivered 2016 & 2017



Month	Adjusted Scheduled Activity (UDA)	
	2016	2017
April	905	698
May	2,523	2,190
June	3,741	3,359
July	5,953	4,974
August	7,082	6,418
September	8,404	7,811
October	9,920	9,163
November	11,387	10,335
December	12,719	11,618
January	13,870	13,328
February	16,188	14,841
March	17,575	16,917
April	18,312	
May	18,312	
June	18,312	

QUALITY

	Quantity	Base Number	Contract	AT	Region	England
% of FP17s for the same patient ID Re-attending within 3 months - Children	44	1,992	2.2%	10.0%	12.0%	12.3%
% of FP17s for the same patient ID Re-attending within 3 months - Adults	224	4,325	5.2%	15.4%	16.0%	16.7%
% of FP17s for the same patient ID Re-attending between 3 & 9 months - Children	1,099	1,992	55.2%	51.1%	58.8%	57.6%
% of FP17s for the same patient ID Re-attending between 3 & 9 months - Adults	2,462	4,325	56.9%	46.4%	51.2%	50.1%
% of FP17s for Band 1 Urgent Courses	110	6,082	1.8%	8.1%	8.0%	9.1%
% of FP17s Relating to Free Repair or Replacements	31	6,082	0.5%	0.7%	0.8%	0.8%
% of FP17s Relating to Continuations	15	6,082	0.2%	0.9%	1.2%	1.2%
% of Patients satisfied with the dentistry they have received	2	3	N/A	92.1%	92.7%	92.8%
% of Patients satisfied with the time they had to wait for an appointment	3	3	N/A	90.3%	89.1%	88.7%

* This is based on patients treated on this contract for their most recent course of treatment. Figures in italics indicate the base number of FP17s or Patient Questionnaire responses are less than 100. N/A is shown where the base number of responses is less than 10 during the period. % is calculated as Quantity/Base number*100

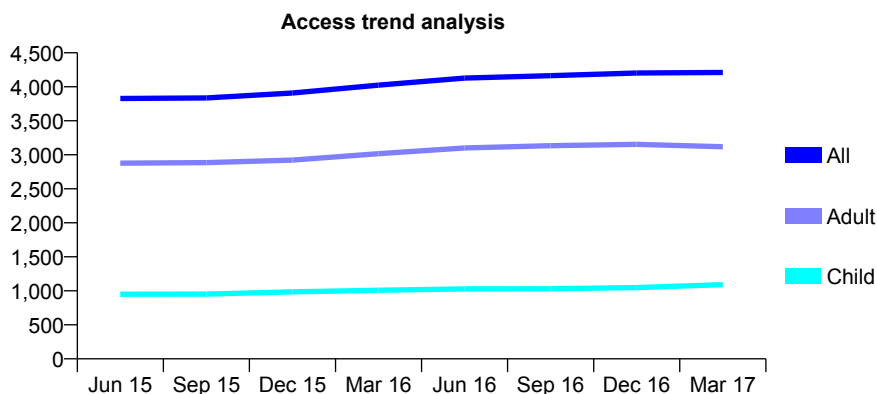
Q54 - Vital Signs At a Glance Contract Report for 686883/0001 - March 2017

Name or company name	MR HS GILL
Contract type name	GDS Contract
Purpose of contract	General
Contract start date	01/04/2006
Contract end date	

16/17 Contracted general activity (UDA)	11,380
Carry forward general activity (UDA)	432
16/17 Contracted orthodontic activity (UOA)	0
Carry forward orthodontic activity (UOA)	0
Baseline contract value	£246,343.53

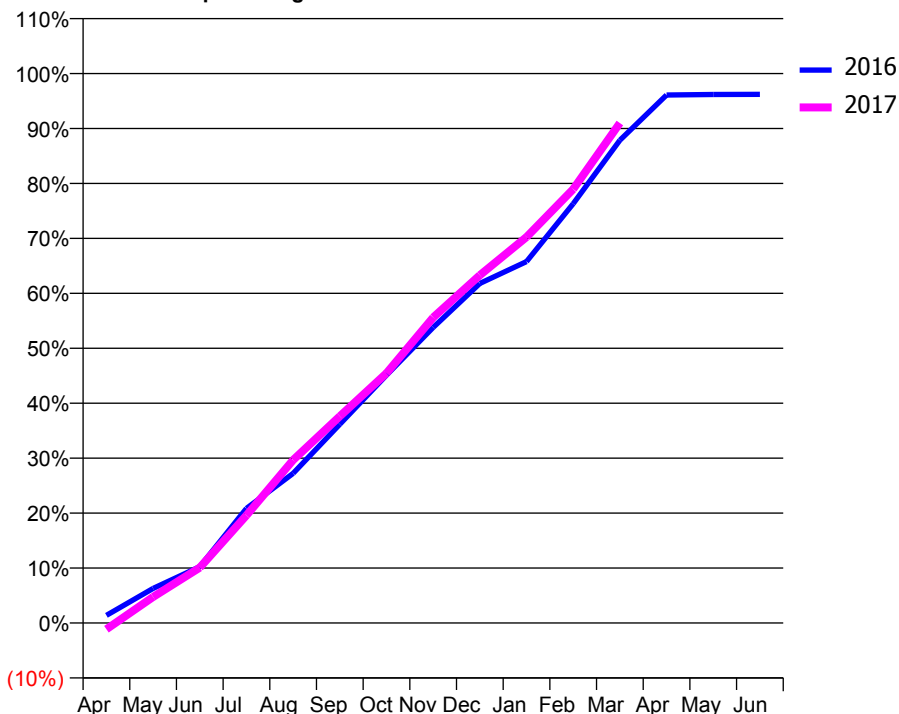
ACCESS*

Patients seen in 24 months	Total	Change since previous quarter
Quarter ending March 2016	4,025	
Quarter ending June 2016	4,128	↑
Quarter ending September 2016	4,164	→
Quarter ending December 2016	4,203	→
Quarter ending March 2017	4,210	→
Variance since March 2016	4.6%	↑



ACTIVITY

Cumulative percentage of contracted UDA delivered 2016 & 2017



Month	Adjusted Scheduled Activity (UDA)	
	2016	2017
April	159	-132
May	716	540
June	1,168	1,149
July	2,374	2,231
August	3,100	3,377
September	4,116	4,282
October	5,133	5,174
November	6,122	6,329
December	7,031	7,204
January	7,485	7,994
February	8,682	8,986
March	9,998	10,354
April	10,935	
May	10,947	
June	10,948	

QUALITY

	Quantity	Base Number	Contract	AT	Region	England
% of FP17s for the same patient ID Re-attending within 3 months - Children	160	1,678	9.5%	10.0%	12.0%	12.3%
% of FP17s for the same patient ID Re-attending within 3 months - Adults	386	3,952	9.8%	15.4%	16.0%	16.7%
% of FP17s for the same patient ID Re-attending between 3 & 9 months - Children	962	1,678	57.3%	51.1%	58.8%	57.6%
% of FP17s for the same patient ID Re-attending between 3 & 9 months - Adults	2,137	3,952	54.1%	46.4%	51.2%	50.1%
% of FP17s for Band 1 Urgent Courses	110	4,685	2.3%	8.1%	8.0%	9.1%
% of FP17s Relating to Free Repair or Replacements	34	4,685	0.7%	0.7%	0.8%	0.8%
% of FP17s Relating to Continuations	24	4,685	0.5%	0.9%	1.2%	1.2%
% of Patients satisfied with the dentistry they have received	2	2	N/A	92.1%	92.7%	92.8%
% of Patients satisfied with the time they had to wait for an appointment	2	2	N/A	90.3%	89.1%	88.7%

* This is based on patients treated on this contract for their most recent course of treatment. Figures in italics indicate the base number of FP17s or Patient Questionnaire responses are less than 100. N/A is shown where the base number of responses is less than 10 during the period. % is calculated as Quantity/Base number*100

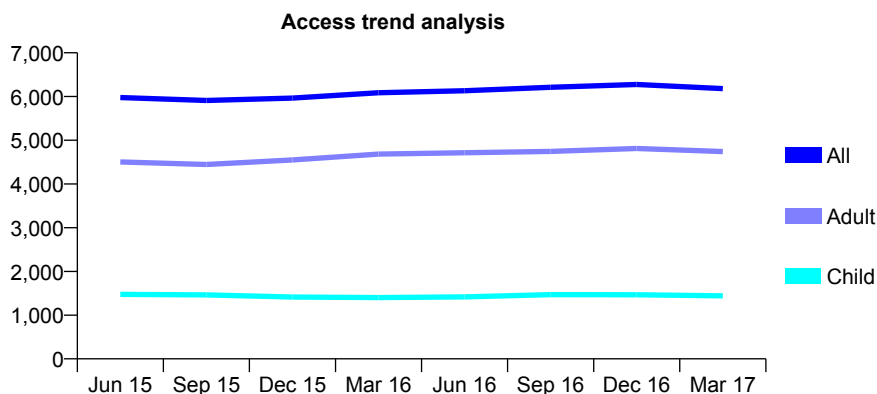
Q54 - Vital Signs At a Glance Contract Report for 686883/0002 - March 2017

Name or company name	MR HS GILL
Contract type name	PDS Plus Contract
Purpose of contract	General
Contract start date	01/11/2010
Contract end date	31/10/2020

16/17 Contracted general activity (UDA)	22,480
Carry forward general activity (UDA)	0
16/17 Contracted orthodontic activity (UOA)	0
Carry forward orthodontic activity (UOA)	0
Baseline contract value	£294,668.34

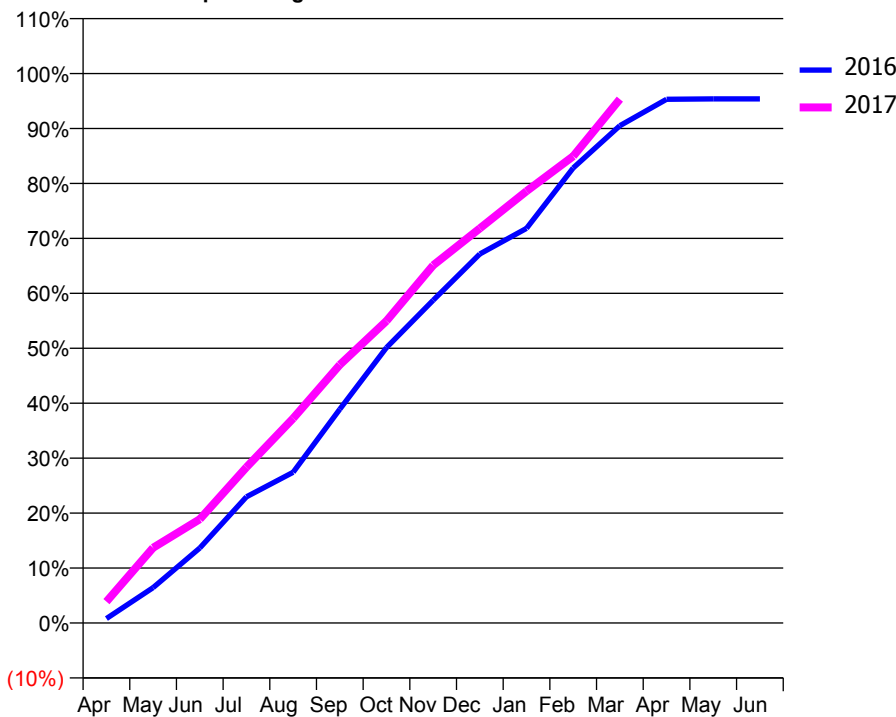
ACCESS*

Patients seen in 24 months	Total	Change since previous quarter
Quarter ending March 2016	6,086	
Quarter ending June 2016	6,133	→
Quarter ending September 2016	6,212	→
Quarter ending December 2016	6,277	→
Quarter ending March 2017	6,182	↓
Variance since March 2016	1.6%	→



ACTIVITY

Cumulative percentage of contracted UDA delivered 2016 & 2017



Month	Adjusted Scheduled Activity (UDA)	
	2016	2017
April	179	876
May	1,432	3,080
June	3,029	4,245
July	5,101	6,373
August	6,089	8,371
September	8,637	10,561
October	11,127	12,356
November	13,038	14,635
December	14,911	16,146
January	15,946	17,665
February	18,384	19,094
March	20,091	21,432
April	21,160	
May	21,173	
June	21,177	

QUALITY

	Quantity	Base Number	Contract	AT	Region	England
% of FP17s for the same patient ID Re-attending within 3 months - Children	186	1,774	10.5%	10.0%	12.0%	12.3%
% of FP17s for the same patient ID Re-attending within 3 months - Adults	1,274	5,505	23.1%	15.4%	16.0%	16.7%
% of FP17s for the same patient ID Re-attending between 3 & 9 months - Children	728	1,774	41.0%	51.1%	58.8%	57.6%
% of FP17s for the same patient ID Re-attending between 3 & 9 months - Adults	1,288	5,505	23.4%	46.4%	51.2%	50.1%
% of FP17s for Band 1 Urgent Courses	1,915	6,928	27.6%	8.1%	8.0%	9.1%
% of FP17s Relating to Free Repair or Replacements	42	6,928	0.6%	0.7%	0.8%	0.8%
% of FP17s Relating to Continuations	68	6,928	1.0%	0.9%	1.2%	1.2%
% of Patients satisfied with the dentistry they have received	2	4	N/A	92.1%	92.7%	92.8%
% of Patients satisfied with the time they had to wait for an appointment	2	4	N/A	90.3%	89.1%	88.7%

* This is based on patients treated on this contract for their most recent course of treatment. Figures in italics indicate the base number of FP17s or Patient Questionnaire responses are less than 100. N/A is shown where the base number of responses is less than 10 during the period. % is calculated as Quantity/Base number*100

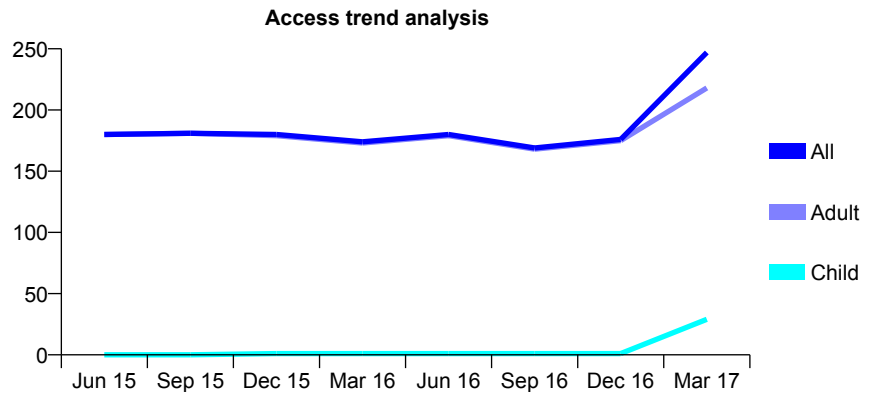
Q54 - Vital Signs At a Glance Contract Report for 688347/0002 - March 2017

Name or company name	MR K HANJI
Contract type name	PDS Contract
Purpose of contract	General
Contract start date	08/03/2012
Contract end date	07/03/2022

16/17 Contracted general activity (UDA)	1,440
Carry forward general activity (UDA)	47
16/17 Contracted orthodontic activity (UOA)	0
Carry forward orthodontic activity (UOA)	0
Baseline contract value	£70,922.99

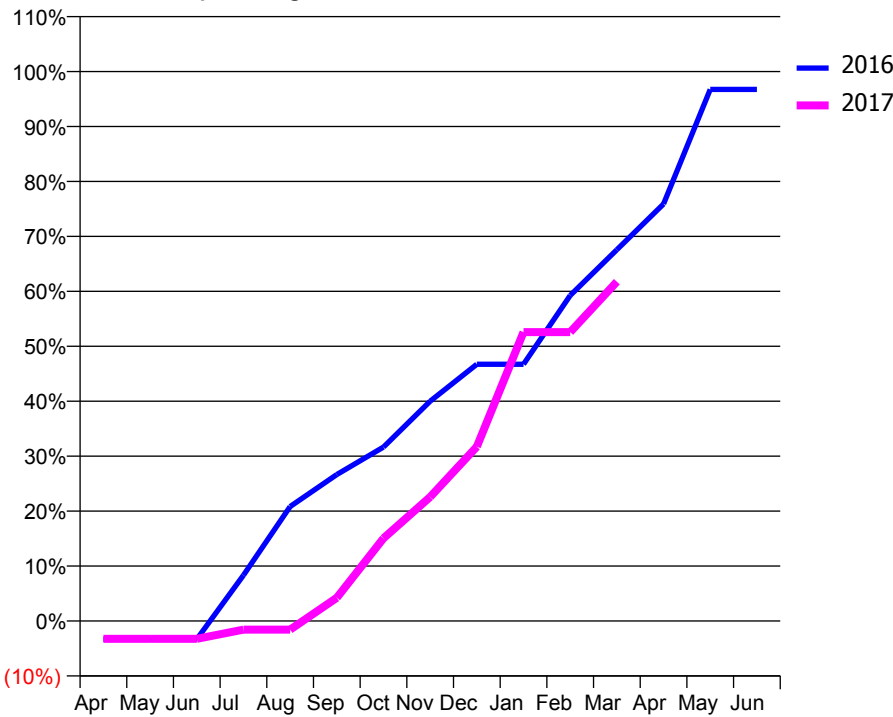
ACCESS*

Patients seen in 24 months	Total	Change since previous quarter
Quarter ending March 2016	174	
Quarter ending June 2016	180	↑
Quarter ending September 2016	169	↓
Quarter ending December 2016	176	↑
Quarter ending March 2017	247	↑
Variance since March 2016	42.0%	↑



ACTIVITY

Cumulative percentage of contracted UDA delivered 2016 & 2017



Month	Adjusted Scheduled Activity (UDA)	
	2016	2017
April	-48	-47
May	-48	-47
June	-48	-47
July	120	-23
August	300	-23
September	384	61
October	456	217
November	576	325
December	673	457
January	673	757
February	853	757
March	973	889
April	1,093	
May	1,393	
June	1,393	

QUALITY

	Quantity	Base Number	Contract	AT	Region	England
% of FP17s for the same patient ID Re-attending within 3 months - Children	0	0	N/A	10.0%	12.0%	12.3%
% of FP17s for the same patient ID Re-attending within 3 months - Adults	0	113	0.0%	15.4%	16.0%	16.7%
% of FP17s for the same patient ID Re-attending between 3 & 9 months - Children	0	0	N/A	51.1%	58.8%	57.6%
% of FP17s for the same patient ID Re-attending between 3 & 9 months - Adults	5	113	4.4%	46.4%	51.2%	50.1%
% of FP17s for Band 1 Urgent Courses	0	78	0.0%	8.1%	8.0%	9.1%
% of FP17s Relating to Free Repair or Replacements	0	78	0.0%	0.7%	0.8%	0.8%
% of FP17s Relating to Continuations	0	78	0.0%	0.9%	1.2%	1.2%
% of Patients satisfied with the dentistry they have received	0	0	N/A	92.1%	92.7%	92.8%
% of Patients satisfied with the time they had to wait for an appointment	0	0	N/A	90.3%	89.1%	88.7%

* This is based on patients treated on this contract for their most recent course of treatment. Figures in italics indicate the base number of FP17s or Patient Questionnaire responses are less than 100. N/A is shown where the base number of responses is less than 10 during the period. % is calculated as Quantity/Base number*100

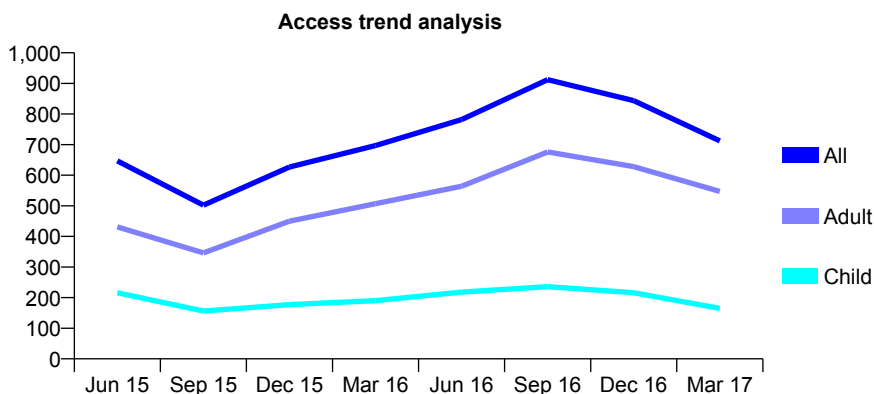
Q54 - Vital Signs At a Glance Contract Report for 688347/0003 - March 2017

Name or company name	MR K HANJI
Contract type name	GDS Contract
Purpose of contract	General
Contract start date	08/03/2012
Contract end date	

16/17 Contracted general activity (UDA)	1,758
Carry forward general activity (UDA)	0
16/17 Contracted orthodontic activity (UOA)	0
Carry forward orthodontic activity (UOA)	0
Baseline contract value	£45,502.14

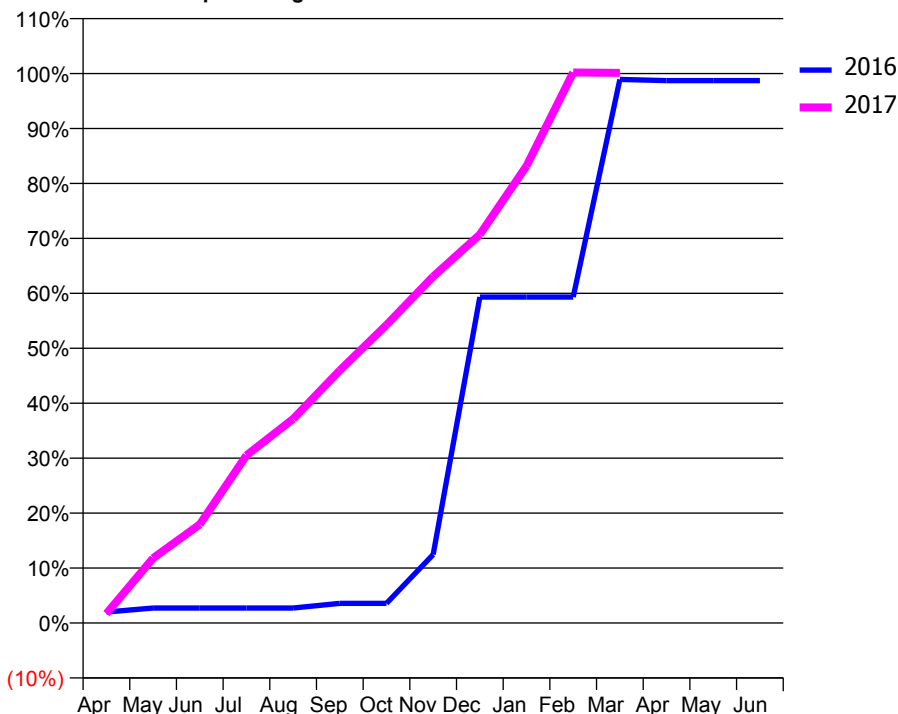
ACCESS*

Patients seen in 24 months	Total	Change since previous quarter
Quarter ending March 2016	697	
Quarter ending June 2016	782	↑
Quarter ending September 2016	912	↑
Quarter ending December 2016	844	↓
Quarter ending March 2017	712	↓
Variance since March 2016	2.2%	↑



ACTIVITY

Cumulative percentage of contracted UDA delivered 2016 & 2017



Month	Adjusted Scheduled Activity (UDA)	
	2016	2017
April	35	30
May	48	207
June	48	316
July	48	537
August	48	653
September	63	808
October	63	954
November	219	1,109
December	1,043	1,243
January	1,043	1,462
February	1,043	1,761
March	1,739	1,760
April	1,735	
May	1,735	
June	1,735	

QUALITY

	Quantity	Base Number	Contract	AT	Region	England
% of FP17s for the same patient ID Re-attending within 3 months - Children	1	186	0.5%	10.0%	12.0%	12.3%
% of FP17s for the same patient ID Re-attending within 3 months - Adults	1	537	0.2%	15.4%	16.0%	16.7%
% of FP17s for the same patient ID Re-attending between 3 & 9 months - Children	3	186	1.6%	51.1%	58.8%	57.6%
% of FP17s for the same patient ID Re-attending between 3 & 9 months - Adults	26	537	4.8%	46.4%	51.2%	50.1%
% of FP17s for Band 1 Urgent Courses	31	694	4.5%	8.1%	8.0%	9.1%
% of FP17s Relating to Free Repair or Replacements	0	694	0.0%	0.7%	0.8%	0.8%
% of FP17s Relating to Continuations	0	694	0.0%	0.9%	1.2%	1.2%
% of Patients satisfied with the dentistry they have received	0	0	N/A	92.1%	92.7%	92.8%
% of Patients satisfied with the time they had to wait for an appointment	0	0	N/A	90.3%	89.1%	88.7%

* This is based on patients treated on this contract for their most recent course of treatment. Figures in italics indicate the base number of FP17s or Patient Questionnaire responses are less than 100. N/A is shown where the base number of responses is less than 10 during the period. % is calculated as Quantity/Base number*100

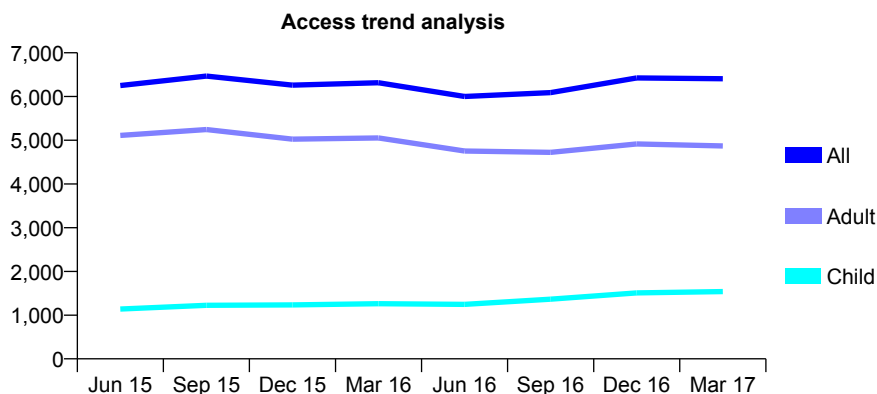
Q54 - Vital Signs At a Glance Contract Report for 688347/0004 - March 2017

Name or company name	MR K HANJI
Contract type name	GDS Contract
Purpose of contract	General
Contract start date	01/05/2012
Contract end date	

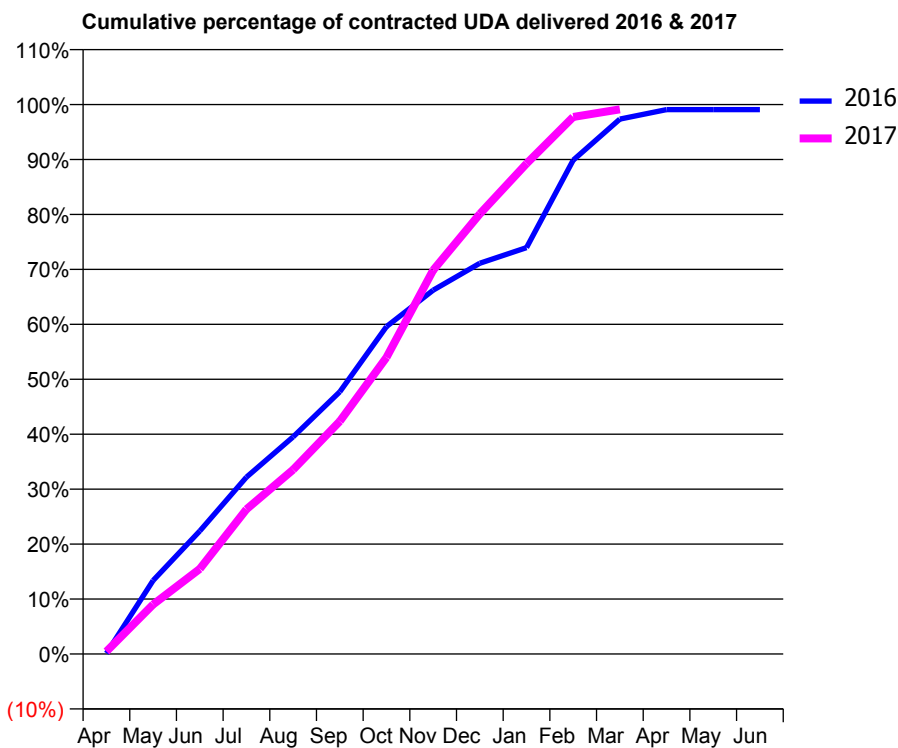
16/17 Contracted general activity (UDA)	20,602
Carry forward general activity (UDA)	189
16/17 Contracted orthodontic activity (UOA)	0
Carry forward orthodontic activity (UOA)	0
Baseline contract value	£538,267.02

ACCESS*

Patients seen in 24 months	Total	Change since previous quarter
Quarter ending March 2016	6,315	
Quarter ending June 2016	6,000	↓
Quarter ending September 2016	6,089	→
Quarter ending December 2016	6,425	↑
Quarter ending March 2017	6,408	→
Variance since March 2016	1.5%	→



ACTIVITY



Month	Adjusted Scheduled Activity (UDA)	
	2016	2017
April	28	99
May	2,758	1,856
June	4,611	3,191
July	6,634	5,428
August	8,140	6,911
September	9,831	8,726
October	12,277	11,120
November	13,643	14,391
December	14,649	16,501
January	15,234	18,387
February	18,513	20,137
March	20,056	20,420
April	20,409	
May	20,413	
June	20,413	

QUALITY

	Quantity	Base Number	Contract	AT	Region	England
% of FP17s for the same patient ID Re-attending within 3 months - Children	50	1,435	3.5%	10.0%	12.0%	12.3%
% of FP17s for the same patient ID Re-attending within 3 months - Adults	228	3,974	5.7%	15.4%	16.0%	16.7%
% of FP17s for the same patient ID Re-attending between 3 & 9 months - Children	291	1,435	20.3%	51.1%	58.8%	57.6%
% of FP17s for the same patient ID Re-attending between 3 & 9 months - Adults	768	3,974	19.3%	46.4%	51.2%	50.1%
% of FP17s for Band 1 Urgent Courses	246	5,327	4.6%	8.1%	8.0%	9.1%
% of FP17s Relating to Free Repair or Replacements	2	5,327	0.0%	0.7%	0.8%	0.8%
% of FP17s Relating to Continuations	9	5,327	0.2%	0.9%	1.2%	1.2%
% of Patients satisfied with the dentistry they have received	8	9	N/A	92.1%	92.7%	92.8%
% of Patients satisfied with the time they had to wait for an appointment	4	9	N/A	90.3%	89.1%	88.7%

* This is based on patients treated on this contract for their most recent course of treatment. Figures in italics indicate the base number of FP17s or Patient Questionnaire responses are less than 100. N/A is shown where the base number of responses is less than 10 during the period. % is calculated as Quantity/Base number*100

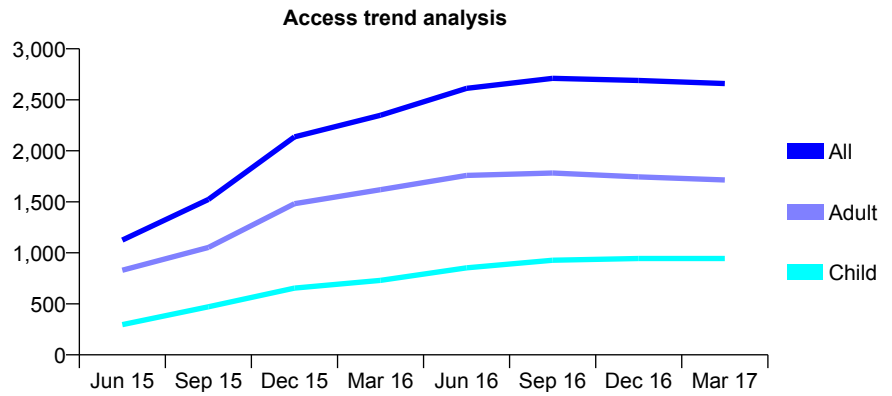
Q54 - Vital Signs At a Glance Contract Report for 688347/0006 - March 2017

Name or company name	MR K HANJI
Contract type name	GDS Contract
Purpose of contract	General
Contract start date	01/09/2014
Contract end date	

16/17 Contracted general activity (UDA)	8,562
Carry forward general activity (UDA)	-171
16/17 Contracted orthodontic activity (UOA)	0
Carry forward orthodontic activity (UOA)	0
Baseline contract value	£221,952.03

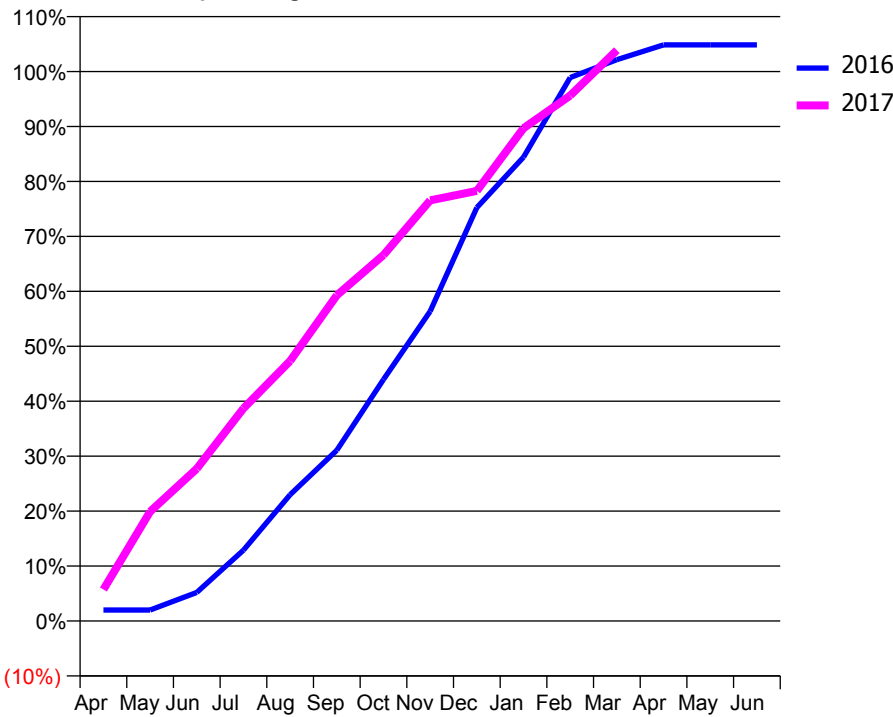
ACCESS*

Patients seen in 24 months	Total	Change since previous quarter
Quarter ending March 2016	2,349	
Quarter ending June 2016	2,612	↑
Quarter ending September 2016	2,710	↑
Quarter ending December 2016	2,690	→
Quarter ending March 2017	2,660	↓
Variance since March 2016	13.2%	↑



ACTIVITY

Cumulative percentage of contracted UDA delivered 2016 & 2017



Month	Adjusted Scheduled Activity (UDA)	
	2016	2017
April	171	491
May	171	1,704
June	445	2,373
July	1,105	3,312
August	1,969	4,052
September	2,660	5,074
October	3,763	5,702
November	4,826	6,553
December	6,441	6,702
January	7,228	7,678
February	8,468	8,188
March	8,747	8,894
April	8,977	
May	8,977	
June	8,977	

QUALITY

	Quantity	Base Number	Contract	AT	Region	England
% of FP17s for the same patient ID Re-attending within 3 months - Children	69	950	7.3%	10.0%	12.0%	12.3%
% of FP17s for the same patient ID Re-attending within 3 months - Adults	179	1,572	11.4%	15.4%	16.0%	16.7%
% of FP17s for the same patient ID Re-attending between 3 & 9 months - Children	238	950	25.1%	51.1%	58.8%	57.6%
% of FP17s for the same patient ID Re-attending between 3 & 9 months - Adults	364	1,572	23.2%	46.4%	51.2%	50.1%
% of FP17s for Band 1 Urgent Courses	560	2,440	23.0%	8.1%	8.0%	9.1%
% of FP17s Relating to Free Repair or Replacements	15	2,440	0.6%	0.7%	0.8%	0.8%
% of FP17s Relating to Continuations	5	2,440	0.2%	0.9%	1.2%	1.2%
% of Patients satisfied with the dentistry they have received	3	3	N/A	92.1%	92.7%	92.8%
% of Patients satisfied with the time they had to wait for an appointment	2	3	N/A	90.3%	89.1%	88.7%

* This is based on patients treated on this contract for their most recent course of treatment. Figures in italics indicate the base number of FP17s or Patient Questionnaire responses are less than 100. N/A is shown where the base number of responses is less than 10 during the period. % is calculated as Quantity/Base number*100

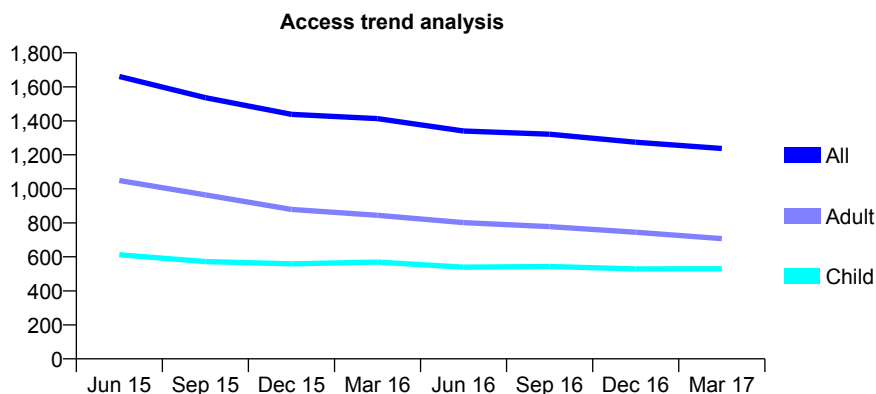
Q54 - Vital Signs At a Glance Contract Report for 689068/0001 - March 2017

Name or company name	MRS S VORA
Contract type name	GDS Contract
Purpose of contract	General
Contract start date	01/04/2006
Contract end date	

16/17 Contracted general activity (UDA)	4,767
Carry forward general activity (UDA)	-91
16/17 Contracted orthodontic activity (UOA)	0
Carry forward orthodontic activity (UOA)	0
Baseline contract value	£56,763.14

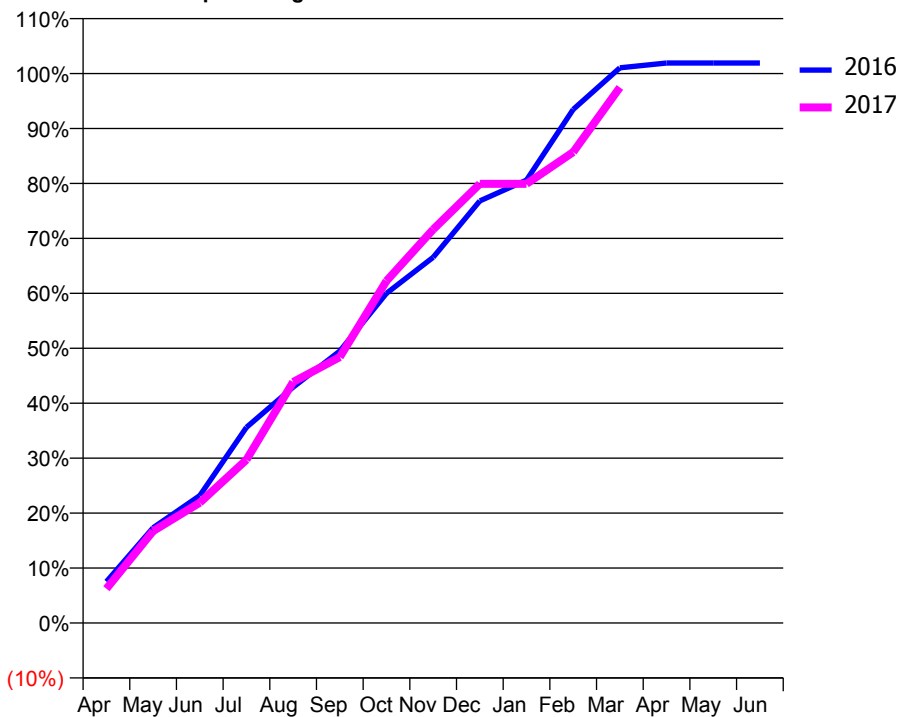
ACCESS*

Patients seen in 24 months	Total	Change since previous quarter
Quarter ending March 2016	1,413	
Quarter ending June 2016	1,340	↓
Quarter ending September 2016	1,321	↓
Quarter ending December 2016	1,274	↓
Quarter ending March 2017	1,237	↓
Variance since March 2016	(12.5%)	↓



ACTIVITY

Cumulative percentage of contracted UDA delivered 2016 & 2017



Adjusted Scheduled Activity (UDA)

Month	2016	2017
April	359	298
May	826	798
June	1,105	1,044
July	1,698	1,417
August	2,046	2,090
September	2,359	2,307
October	2,860	2,968
November	3,173	3,414
December	3,662	3,810
January	3,842	3,810
February	4,456	4,085
March	4,816	4,647
April	4,858	
May	4,858	
June	4,858	

QUALITY

	Quantity	Base Number	Contract	AT	Region	England
% of FP17s for the same patient ID Re-attending within 3 months - Children	68	837	8.1%	10.0%	12.0%	12.3%
% of FP17s for the same patient ID Re-attending within 3 months - Adults	196	1,097	17.9%	15.4%	16.0%	16.7%
% of FP17s for the same patient ID Re-attending between 3 & 9 months - Children	441	837	52.7%	51.1%	58.8%	57.6%
% of FP17s for the same patient ID Re-attending between 3 & 9 months - Adults	450	1,097	41.0%	46.4%	51.2%	50.1%
% of FP17s for Band 1 Urgent Courses	53	1,912	2.8%	8.1%	8.0%	9.1%
% of FP17s Relating to Free Repair or Replacements	28	1,912	1.5%	0.7%	0.8%	0.8%
% of FP17s Relating to Continuations	29	1,912	1.5%	0.9%	1.2%	1.2%
% of Patients satisfied with the dentistry they have received	0	0	N/A	92.1%	92.7%	92.8%
% of Patients satisfied with the time they had to wait for an appointment	0	0	N/A	90.3%	89.1%	88.7%

* This is based on patients treated on this contract for their most recent course of treatment. Figures in italics indicate the base number of FP17s or Patient Questionnaire responses are less than 100. N/A is shown where the base number of responses is less than 10 during the period. % is calculated as Quantity/Base number*100

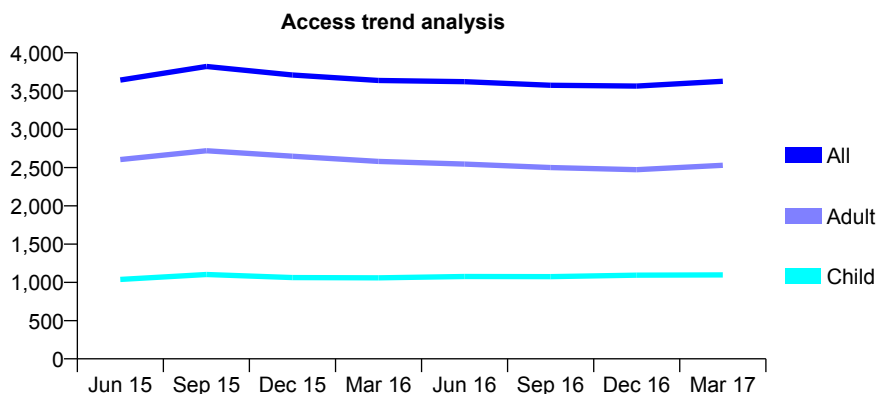
Q54 - Vital Signs At a Glance Contract Report for 732052/0002 - March 2017

Name or company name	Balbir S Bhandal, Amrik S Bhandal & Baljit
Contract type name	GDS Contract
Purpose of contract	General
Contract start date	01/04/2006
Contract end date	

16/17 Contracted general activity (UDA)	10,031
Carry forward general activity (UDA)	48
16/17 Contracted orthodontic activity (UOA)	0
Carry forward orthodontic activity (UOA)	0
Baseline contract value	£245,553.64

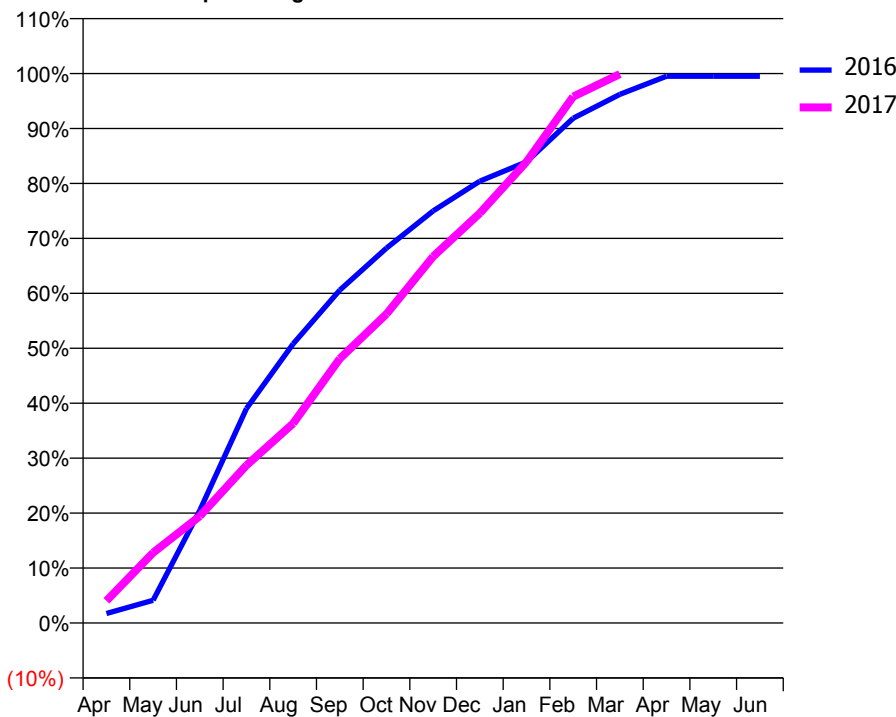
ACCESS*

Patients seen in 24 months	Total	Change since previous quarter
Quarter ending March 2016	3,639	
Quarter ending June 2016	3,622	→
Quarter ending September 2016	3,575	↓
Quarter ending December 2016	3,566	→
Quarter ending March 2017	3,628	→
Variance since March 2016	(0.3%)	→



ACTIVITY

Cumulative percentage of contracted UDA delivered 2016 & 2017



Month	Adjusted Scheduled Activity (UDA)	
	2016	2017
April	174	404
May	415	1,285
June	2,056	1,950
July	3,916	2,878
August	5,097	3,643
September	6,077	4,825
October	6,843	5,641
November	7,522	6,692
December	8,065	7,481
January	8,418	8,418
February	9,214	9,609
March	9,651	10,019
April	9,981	
May	9,983	
June	9,983	

QUALITY

	Quantity	Base Number	Contract	AT	Region	England
% of FP17s for the same patient ID Re-attending within 3 months - Children	48	1,287	3.7%	10.0%	12.0%	12.3%
% of FP17s for the same patient ID Re-attending within 3 months - Adults	155	2,434	6.4%	15.4%	16.0%	16.7%
% of FP17s for the same patient ID Re-attending between 3 & 9 months - Children	502	1,287	39.0%	51.1%	58.8%	57.6%
% of FP17s for the same patient ID Re-attending between 3 & 9 months - Adults	843	2,434	34.6%	46.4%	51.2%	50.1%
% of FP17s for Band 1 Urgent Courses	172	3,588	4.8%	8.1%	8.0%	9.1%
% of FP17s Relating to Free Repair or Replacements	30	3,588	0.8%	0.7%	0.8%	0.8%
% of FP17s Relating to Continuations	7	3,588	0.2%	0.9%	1.2%	1.2%
% of Patients satisfied with the dentistry they have received	9	10	90.0%	92.1%	92.7%	92.8%
% of Patients satisfied with the time they had to wait for an appointment	9	10	90.0%	90.3%	89.1%	88.7%

* This is based on patients treated on this contract for their most recent course of treatment. Figures in italics indicate the base number of FP17s or Patient Questionnaire responses are less than 100. N/A is shown where the base number of responses is less than 10 during the period. % is calculated as Quantity/Base number*100

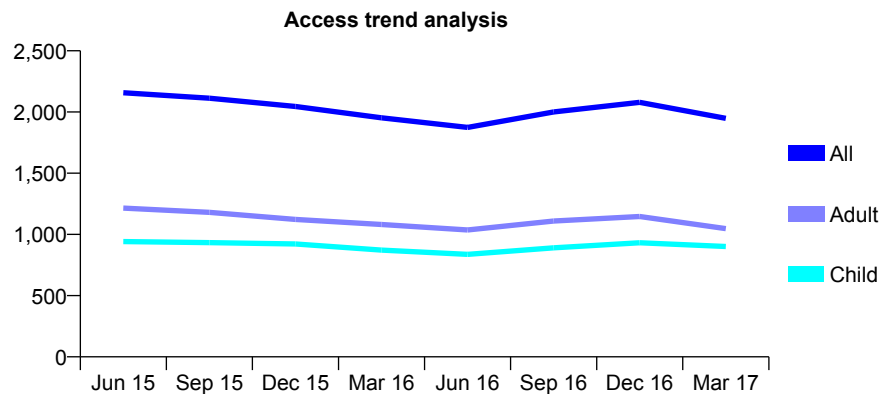
Q54 - Vital Signs At a Glance Contract Report for 735884/0001 - March 2017

Name or company name	MR VJ PATTNI
Contract type name	GDS Contract
Purpose of contract	General
Contract start date	01/04/2006
Contract end date	

16/17 Contracted general activity (UDA)	7,426
Carry forward general activity (UDA)	-148
16/17 Contracted orthodontic activity (UOA)	0
Carry forward orthodontic activity (UOA)	0
Baseline contract value	£200,580.41

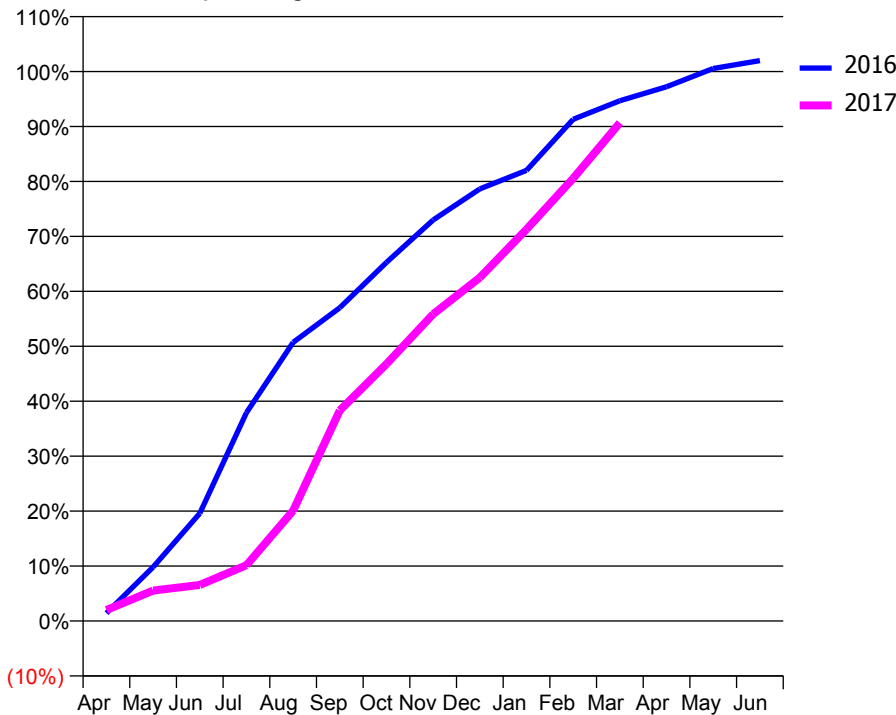
ACCESS*

Patients seen in 24 months	Total	Change since previous quarter
Quarter ending March 2016	1,953	
Quarter ending June 2016	1,874	↓
Quarter ending September 2016	2,000	↑
Quarter ending December 2016	2,079	↑
Quarter ending March 2017	1,948	↓
Variance since March 2016	(0.3%)	→



ACTIVITY

Cumulative percentage of contracted UDA delivered 2016 & 2017



Month	Adjusted Scheduled Activity (UDA)	
	2016	2017
April	107	148
May	729	412
June	1,455	487
July	2,815	755
August	3,765	1,491
September	4,234	2,847
October	4,847	3,473
November	5,420	4,148
December	5,840	4,642
January	6,090	5,294
February	6,781	5,981
March	7,031	6,733
April	7,221	
May	7,467	
June	7,574	

QUALITY

	Quantity	Base Number	Contract	AT	Region	England
% of FP17s for the same patient ID Re-attending within 3 months - Children	61	916	6.7%	10.0%	12.0%	12.3%
% of FP17s for the same patient ID Re-attending within 3 months - Adults	156	1,164	13.4%	15.4%	16.0%	16.7%
% of FP17s for the same patient ID Re-attending between 3 & 9 months - Children	214	916	23.4%	51.1%	58.8%	57.6%
% of FP17s for the same patient ID Re-attending between 3 & 9 months - Adults	242	1,164	20.8%	46.4%	51.2%	50.1%
% of FP17s for Band 1 Urgent Courses	323	1,941	16.6%	8.1%	8.0%	9.1%
% of FP17s Relating to Free Repair or Replacements	5	1,941	0.3%	0.7%	0.8%	0.8%
% of FP17s Relating to Continuations	0	1,941	0.0%	0.9%	1.2%	1.2%
% of Patients satisfied with the dentistry they have received	1	1	N/A	92.1%	92.7%	92.8%
% of Patients satisfied with the time they had to wait for an appointment	1	1	N/A	90.3%	89.1%	88.7%

* This is based on patients treated on this contract for their most recent course of treatment. Figures in italics indicate the base number of FP17s or Patient Questionnaire responses are less than 100. N/A is shown where the base number of responses is less than 10 during the period. % is calculated as Quantity/Base number*100

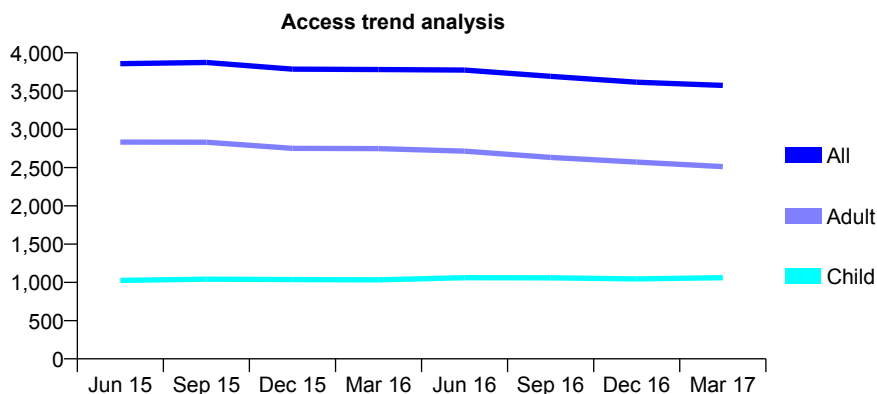
Q54 - Vital Signs At a Glance Contract Report for 735884/0002 - March 2017

Name or company name	MR VJ PATTNI
Contract type name	GDS Contract
Purpose of contract	General
Contract start date	01/04/2011
Contract end date	

16/17 Contracted general activity (UDA)	16,000
Carry forward general activity (UDA)	446
16/17 Contracted orthodontic activity (UOA)	0
Carry forward orthodontic activity (UOA)	0
Baseline contract value	£344,811.03

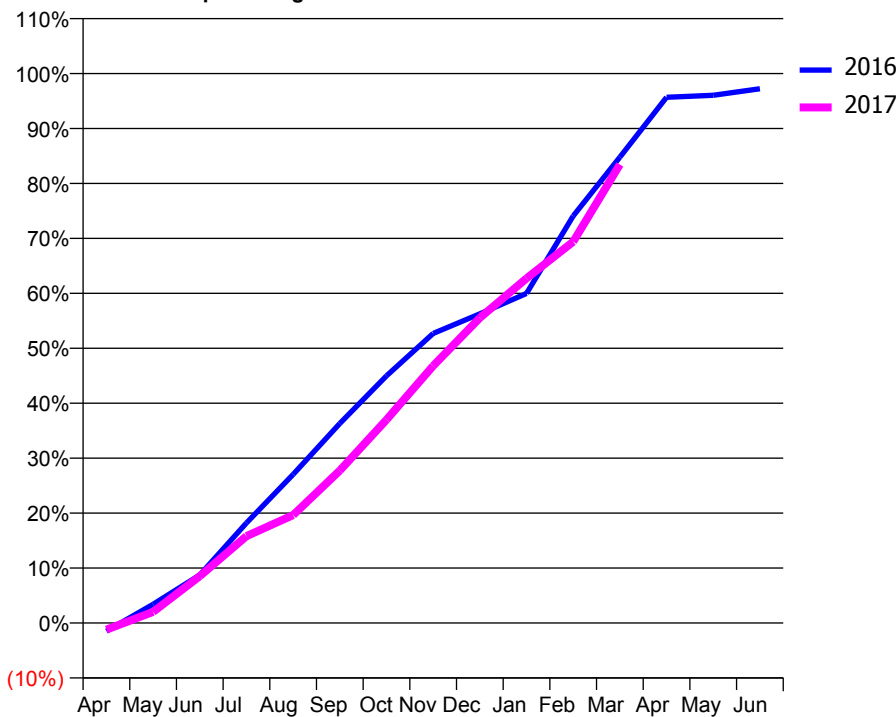
ACCESS*

Patients seen in 24 months	Total	Change since previous quarter
Quarter ending March 2016	3,781	
Quarter ending June 2016	3,775	→
Quarter ending September 2016	3,692	↓
Quarter ending December 2016	3,616	↓
Quarter ending March 2017	3,573	↓
Variance since March 2016	(5.5%)	↓



ACTIVITY

Cumulative percentage of contracted UDA delivered 2016 & 2017



Month	Adjusted Scheduled Activity (UDA)	
	2016	2017
April	-238	-196
May	545	324
June	1,400	1,366
July	2,912	2,529
August	4,326	3,142
September	5,811	4,439
October	7,196	5,918
November	8,431	7,489
December	9,003	8,887
January	9,598	10,036
February	11,853	11,103
March	13,564	13,351
April	15,308	
May	15,364	
June	15,554	

QUALITY

	Quantity	Base Number	Contract	AT	Region	England
% of FP17s for the same patient ID Re-attending within 3 months - Children	76	1,221	6.2%	10.0%	12.0%	12.3%
% of FP17s for the same patient ID Re-attending within 3 months - Adults	365	2,609	14.0%	15.4%	16.0%	16.7%
% of FP17s for the same patient ID Re-attending between 3 & 9 months - Children	446	1,221	36.5%	51.1%	58.8%	57.6%
% of FP17s for the same patient ID Re-attending between 3 & 9 months - Adults	1,016	2,609	38.9%	46.4%	51.2%	50.1%
% of FP17s for Band 1 Urgent Courses	347	3,486	10.0%	8.1%	8.0%	9.1%
% of FP17s Relating to Free Repair or Replacements	15	3,486	0.4%	0.7%	0.8%	0.8%
% of FP17s Relating to Continuations	57	3,486	1.6%	0.9%	1.2%	1.2%
% of Patients satisfied with the dentistry they have received	4	5	N/A	92.1%	92.7%	92.8%
% of Patients satisfied with the time they had to wait for an appointment	5	5	N/A	90.3%	89.1%	88.7%

* This is based on patients treated on this contract for their most recent course of treatment. Figures in italics indicate the base number of FP17s or Patient Questionnaire responses are less than 100. N/A is shown where the base number of responses is less than 10 during the period. % is calculated as Quantity/Base number*100

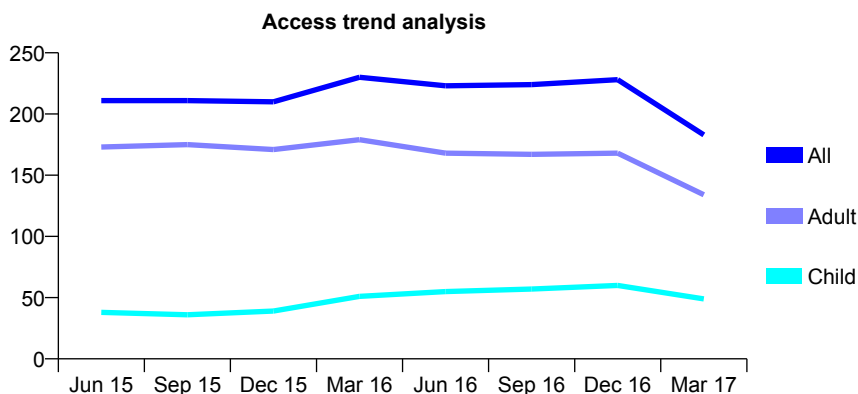
Q54 - Vital Signs At a Glance Contract Report for 740403/0001 - March 2017

Name or company name	MISS JV PATEL
Contract type name	GDS Contract
Purpose of contract	General
Contract start date	01/04/2006
Contract end date	

16/17 Contracted general activity (UDA)	1,035
Carry forward general activity (UDA)	-9
16/17 Contracted orthodontic activity (UOA)	0
Carry forward orthodontic activity (UOA)	0
Baseline contract value	£23,772.53

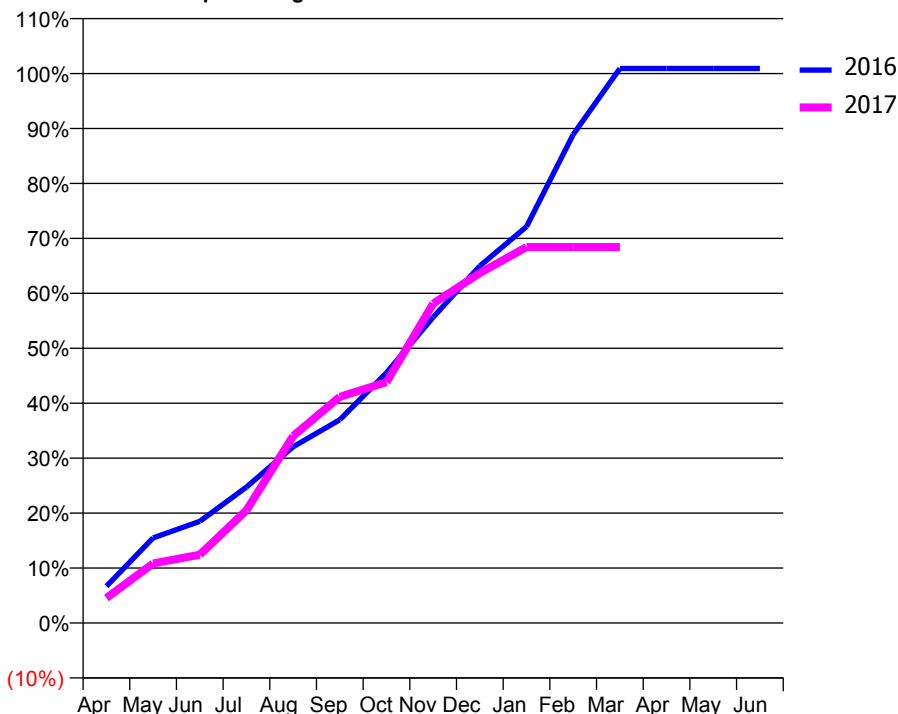
ACCESS*

Patients seen in 24 months	Total	Change since previous quarter
Quarter ending March 2016	230	
Quarter ending June 2016	223	↓
Quarter ending September 2016	224	→
Quarter ending December 2016	228	→
Quarter ending March 2017	183	↓
Variance since March 2016	(20.4%)	↓



ACTIVITY

Cumulative percentage of contracted UDA delivered 2016 & 2017



Adjusted Scheduled Activity (UDA)

Month	2016	2017
April	69	47
May	160	112
June	191	129
July	256	212
August	332	352
September	383	426
October	471	454
November	576	602
December	673	659
January	747	708
February	920	708
March	1,044	708
April	1,044	
May	1,044	
June	1,044	

QUALITY

	Quantity	Base Number	Contract	AT	Region	England
% of FP17s for the same patient ID Re-attending within 3 months - Children	3	72	4.2%	10.0%	12.0%	12.3%
% of FP17s for the same patient ID Re-attending within 3 months - Adults	13	139	9.4%	15.4%	16.0%	16.7%
% of FP17s for the same patient ID Re-attending between 3 & 9 months - Children	31	72	43.1%	51.1%	58.8%	57.6%
% of FP17s for the same patient ID Re-attending between 3 & 9 months - Adults	57	139	41.0%	46.4%	51.2%	50.1%
% of FP17s for Band 1 Urgent Courses	41	211	19.4%	8.1%	8.0%	9.1%
% of FP17s Relating to Free Repair or Replacements	0	211	0.0%	0.7%	0.8%	0.8%
% of FP17s Relating to Continuations	0	211	0.0%	0.9%	1.2%	1.2%
% of Patients satisfied with the dentistry they have received	0	0	N/A	92.1%	92.7%	92.8%
% of Patients satisfied with the time they had to wait for an appointment	0	0	N/A	90.3%	89.1%	88.7%

* This is based on patients treated on this contract for their most recent course of treatment. Figures in italics indicate the base number of FP17s or Patient Questionnaire responses are less than 100. N/A is shown where the base number of responses is less than 10 during the period. % is calculated as Quantity/Base number*100

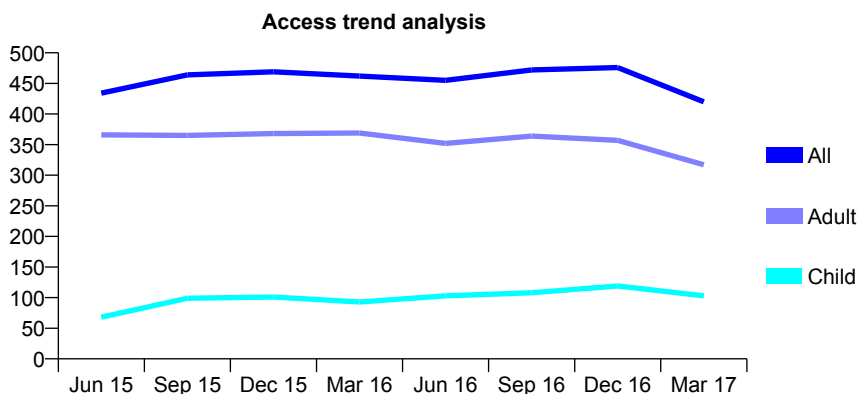
Q54 - Vital Signs At a Glance Contract Report for 740403/0002 - March 2017

Name or company name	MISS JV PATEL
Contract type name	GDS Contract
Purpose of contract	General
Contract start date	01/04/2006
Contract end date	

16/17 Contracted general activity (UDA)	1,962
Carry forward general activity (UDA)	-39
16/17 Contracted orthodontic activity (UOA)	0
Carry forward orthodontic activity (UOA)	0
Baseline contract value	£50,066.40

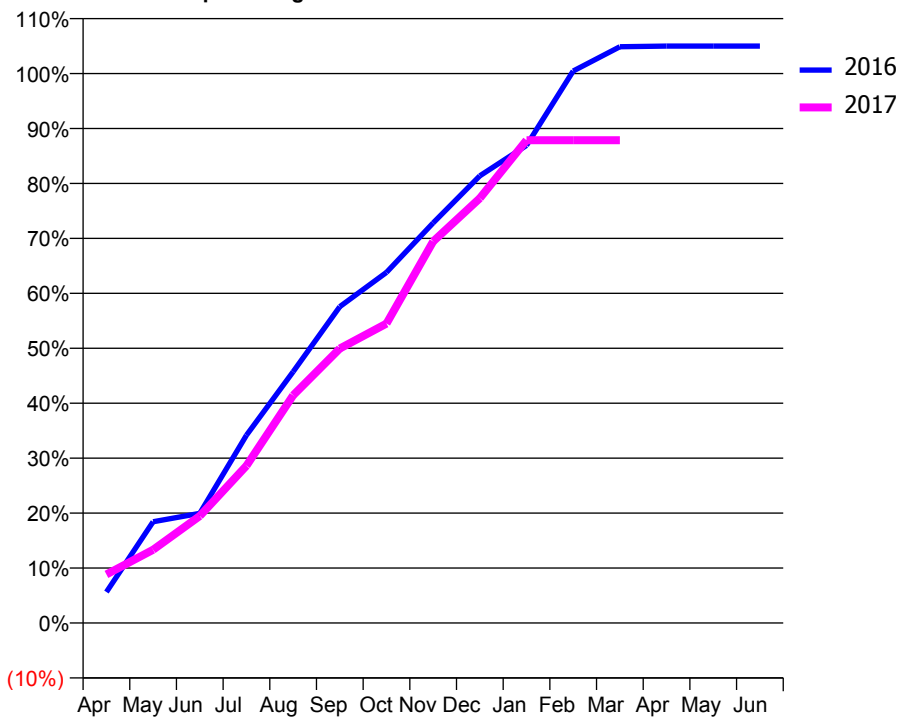
ACCESS*

Patients seen in 24 months	Total	Change since previous quarter
Quarter ending March 2016	462	
Quarter ending June 2016	455	↓
Quarter ending September 2016	472	↑
Quarter ending December 2016	476	→
Quarter ending March 2017	420	↓
Variance since March 2016	(9.1%)	↓



ACTIVITY

Cumulative percentage of contracted UDA delivered 2016 & 2017



Month	Adjusted Scheduled Activity (UDA)	
	2016	2017
April	111	173
May	362	262
June	392	382
July	671	561
August	897	813
September	1,129	980
October	1,252	1,069
November	1,429	1,363
December	1,597	1,517
January	1,705	1,724
February	1,971	1,724
March	2,058	1,724
April	2,060	
May	2,060	
June	2,060	

QUALITY

	Quantity	Base Number	Contract	AT	Region	England
% of FP17s for the same patient ID Re-attending within 3 months - Children	4	126	3.2%	10.0%	12.0%	12.3%
% of FP17s for the same patient ID Re-attending within 3 months - Adults	63	369	17.1%	15.4%	16.0%	16.7%
% of FP17s for the same patient ID Re-attending between 3 & 9 months - Children	44	126	34.9%	51.1%	58.8%	57.6%
% of FP17s for the same patient ID Re-attending between 3 & 9 months - Adults	127	369	34.4%	46.4%	51.2%	50.1%
% of FP17s for Band 1 Urgent Courses	105	493	21.3%	8.1%	8.0%	9.1%
% of FP17s Relating to Free Repair or Replacements	0	493	0.0%	0.7%	0.8%	0.8%
% of FP17s Relating to Continuations	0	493	0.0%	0.9%	1.2%	1.2%
% of Patients satisfied with the dentistry they have received	0	0	N/A	92.1%	92.7%	92.8%
% of Patients satisfied with the time they had to wait for an appointment	0	0	N/A	90.3%	89.1%	88.7%

* This is based on patients treated on this contract for their most recent course of treatment. Figures in italics indicate the base number of FP17s or Patient Questionnaire responses are less than 100. N/A is shown where the base number of responses is less than 10 during the period. % is calculated as Quantity/Base number*100

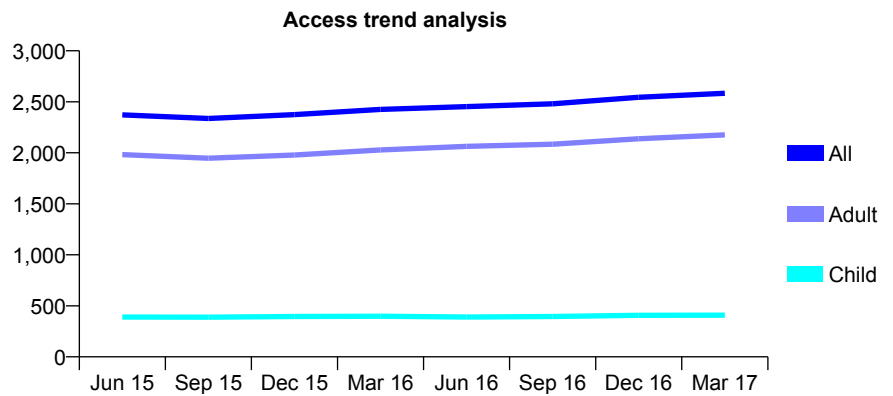
Q54 - Vital Signs At a Glance Contract Report for 745138/0001 - March 2017

Name or company name	MR JM ROBINSON
Contract type name	GDS Contract
Purpose of contract	General
Contract start date	01/04/2006
Contract end date	

16/17 Contracted general activity (UDA)	7,227
Carry forward general activity (UDA)	-145
16/17 Contracted orthodontic activity (UOA)	0
Carry forward orthodontic activity (UOA)	0
Baseline contract value	£175,055.47

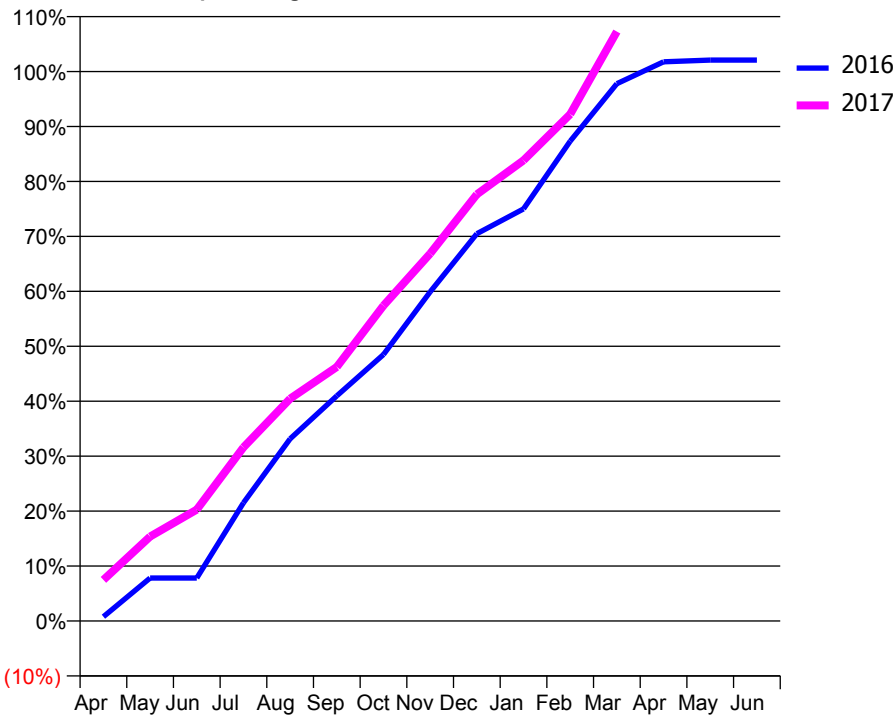
ACCESS*

Patients seen in 24 months	Total	Change since previous quarter
Quarter ending March 2016	2,426	
Quarter ending June 2016	2,453	→
Quarter ending September 2016	2,480	→
Quarter ending December 2016	2,545	↑
Quarter ending March 2017	2,584	→
Variance since March 2016	6.5%	↑



ACTIVITY

Cumulative percentage of contracted UDA delivered 2016 & 2017



Month	Adjusted Scheduled Activity (UDA)	
	2016	2017
April	57	542
May	566	1,112
June	566	1,466
July	1,555	2,284
August	2,396	2,925
September	2,961	3,342
October	3,505	4,148
November	4,329	4,832
December	5,094	5,611
January	5,420	6,058
February	6,310	6,665
March	7,066	7,753
April	7,355	
May	7,377	
June	7,377	

QUALITY

	Quantity	Base Number	Contract	AT	Region	England
% of FP17s for the same patient ID Re-attending within 3 months - Children	19	629	3.0%	10.0%	12.0%	12.3%
% of FP17s for the same patient ID Re-attending within 3 months - Adults	295	3,172	9.3%	15.4%	16.0%	16.7%
% of FP17s for the same patient ID Re-attending between 3 & 9 months - Children	416	629	66.1%	51.1%	58.8%	57.6%
% of FP17s for the same patient ID Re-attending between 3 & 9 months - Adults	1,892	3,172	59.6%	46.4%	51.2%	50.1%
% of FP17s for Band 1 Urgent Courses	202	3,649	5.5%	8.1%	8.0%	9.1%
% of FP17s Relating to Free Repair or Replacements	11	3,649	0.3%	0.7%	0.8%	0.8%
% of FP17s Relating to Continuations	15	3,649	0.4%	0.9%	1.2%	1.2%
% of Patients satisfied with the dentistry they have received	6	7	N/A	92.1%	92.7%	92.8%
% of Patients satisfied with the time they had to wait for an appointment	6	7	N/A	90.3%	89.1%	88.7%

* This is based on patients treated on this contract for their most recent course of treatment. Figures in italics indicate the base number of FP17s or Patient Questionnaire responses are less than 100. N/A is shown where the base number of responses is less than 10 during the period. % is calculated as Quantity/Base number*100

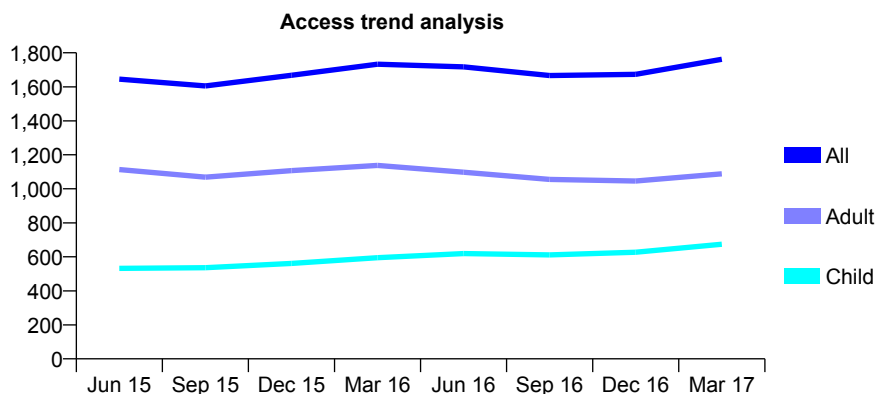
Q54 - Vital Signs At a Glance Contract Report for 748196/0001 - March 2017

Name or company name	MR AM PATTNI
Contract type name	GDS Contract
Purpose of contract	General
Contract start date	01/04/2006
Contract end date	

16/17 Contracted general activity (UDA)	4,099
Carry forward general activity (UDA)	-51
16/17 Contracted orthodontic activity (UOA)	0
Carry forward orthodontic activity (UOA)	0
Baseline contract value	£94,821.79

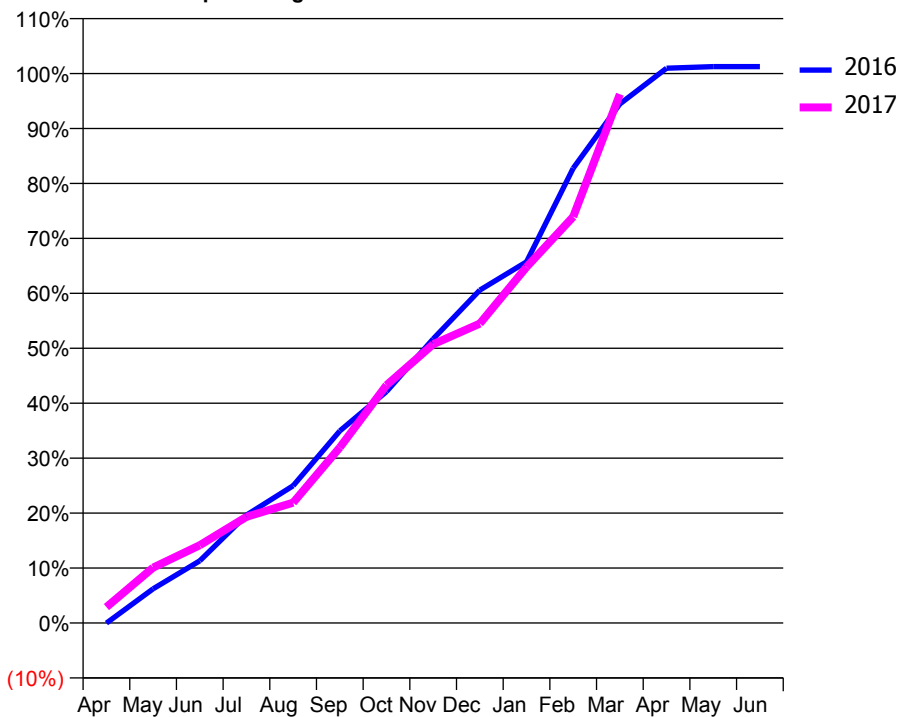
ACCESS*

Patients seen in 24 months	Total	Change since previous quarter
Quarter ending March 2016	1,733	
Quarter ending June 2016	1,717	→
Quarter ending September 2016	1,666	↓
Quarter ending December 2016	1,673	→
Quarter ending March 2017	1,762	↑
Variance since March 2016	1.7%	→



ACTIVITY

Cumulative percentage of contracted UDA delivered 2016 & 2017



Month	Adjusted Scheduled Activity (UDA)	
	2016	2017
April	-1	119
May	255	413
June	464	581
July	805	792
August	1,024	898
September	1,433	1,310
October	1,727	1,774
November	2,119	2,080
December	2,483	2,234
January	2,694	2,656
February	3,392	3,030
March	3,872	3,945
April	4,138	
May	4,150	
June	4,150	

QUALITY

	Quantity	Base Number	Contract	AT	Region	England
% of FP17s for the same patient ID Re-attending within 3 months - Children	45	1,055	4.3%	10.0%	12.0%	12.3%
% of FP17s for the same patient ID Re-attending within 3 months - Adults	58	1,001	5.8%	15.4%	16.0%	16.7%
% of FP17s for the same patient ID Re-attending between 3 & 9 months - Children	555	1,055	52.6%	51.1%	58.8%	57.6%
% of FP17s for the same patient ID Re-attending between 3 & 9 months - Adults	332	1,001	33.2%	46.4%	51.2%	50.1%
% of FP17s for Band 1 Urgent Courses	189	1,904	9.9%	8.1%	8.0%	9.1%
% of FP17s Relating to Free Repair or Replacements	1	1,904	0.1%	0.7%	0.8%	0.8%
% of FP17s Relating to Continuations	0	1,904	0.0%	0.9%	1.2%	1.2%
% of Patients satisfied with the dentistry they have received	2	3	N/A	92.1%	92.7%	92.8%
% of Patients satisfied with the time they had to wait for an appointment	2	3	N/A	90.3%	89.1%	88.7%

* This is based on patients treated on this contract for their most recent course of treatment. Figures in italics indicate the base number of FP17s or Patient Questionnaire responses are less than 100. N/A is shown where the base number of responses is less than 10 during the period. % is calculated as Quantity/Base number*100

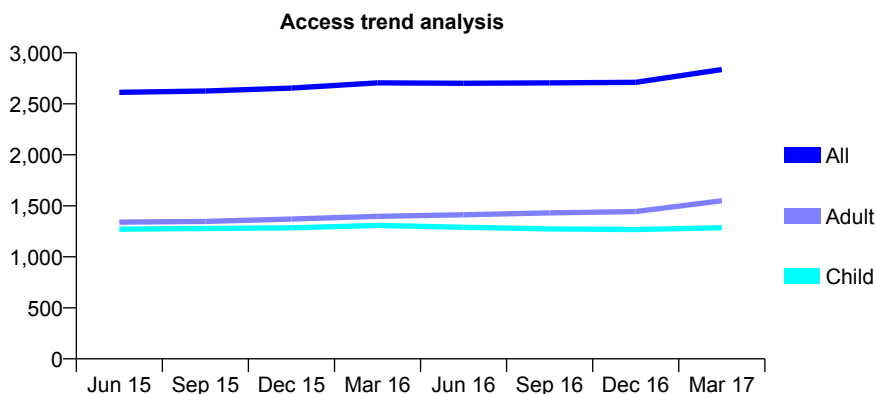
Q54 - Vital Signs At a Glance Contract Report for 749672/0001 - March 2017

Name or company name	MR SS KELLEY
Contract type name	GDS Contract
Purpose of contract	General
Contract start date	01/04/2006
Contract end date	

16/17 Contracted general activity (UDA)	8,700
Carry forward general activity (UDA)	289
16/17 Contracted orthodontic activity (UOA)	0
Carry forward orthodontic activity (UOA)	0
Baseline contract value	£201,355.18

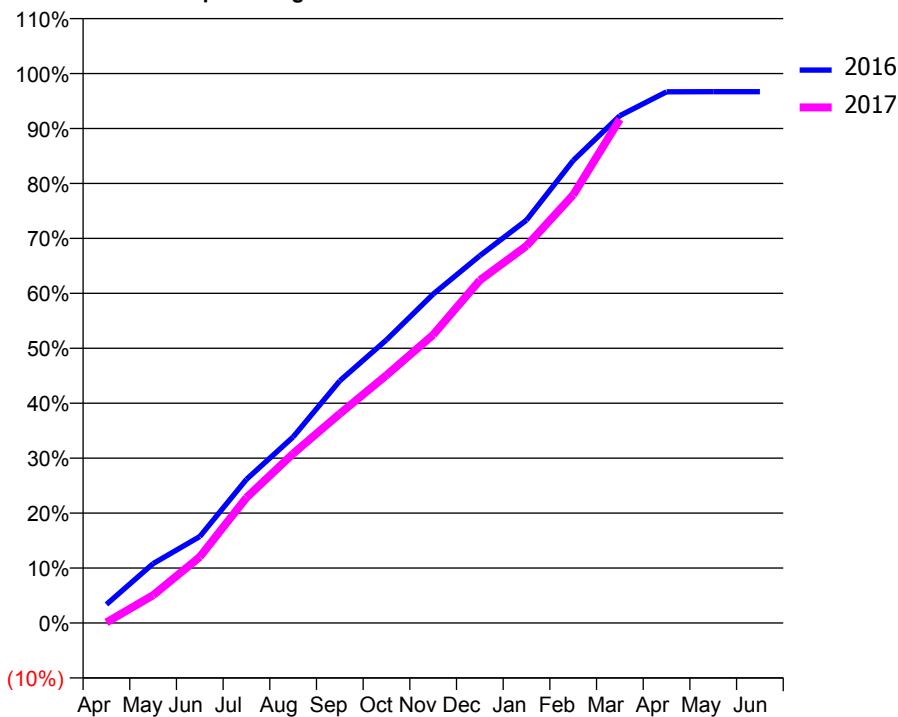
ACCESS*

Patients seen in 24 months	Total	Change since previous quarter
Quarter ending March 2016	2,705	
Quarter ending June 2016	2,701	→
Quarter ending September 2016	2,705	→
Quarter ending December 2016	2,711	→
Quarter ending March 2017	2,836	↑
Variance since March 2016	4.8%	↑



ACTIVITY

Cumulative percentage of contracted UDA delivered 2016 & 2017



QUALITY

	Quantity	Base Number	Contract	AT	Region	England
% of FP17s for the same patient ID Re-attending within 3 months - Children	157	2,363	6.6%	10.0%	12.0%	12.3%
% of FP17s for the same patient ID Re-attending within 3 months - Adults	282	2,424	11.6%	15.4%	16.0%	16.7%
% of FP17s for the same patient ID Re-attending between 3 & 9 months - Children	1,712	2,363	72.5%	51.1%	58.8%	57.6%
% of FP17s for the same patient ID Re-attending between 3 & 9 months - Adults	1,587	2,424	65.5%	46.4%	51.2%	50.1%
% of FP17s for Band 1 Urgent Courses	166	4,599	3.6%	8.1%	8.0%	9.1%
% of FP17s Relating to Free Repair or Replacements	17	4,599	0.4%	0.7%	0.8%	0.8%
% of FP17s Relating to Continuations	37	4,599	0.8%	0.9%	1.2%	1.2%
% of Patients satisfied with the dentistry they have received	4	4	N/A	92.1%	92.7%	92.8%
% of Patients satisfied with the time they had to wait for an appointment	4	4	N/A	90.3%	89.1%	88.7%

* This is based on patients treated on this contract for their most recent course of treatment. Figures in italics indicate the base number of FP17s or Patient Questionnaire responses are less than 100. N/A is shown where the base number of responses is less than 10 during the period. % is calculated as Quantity/Base number*100

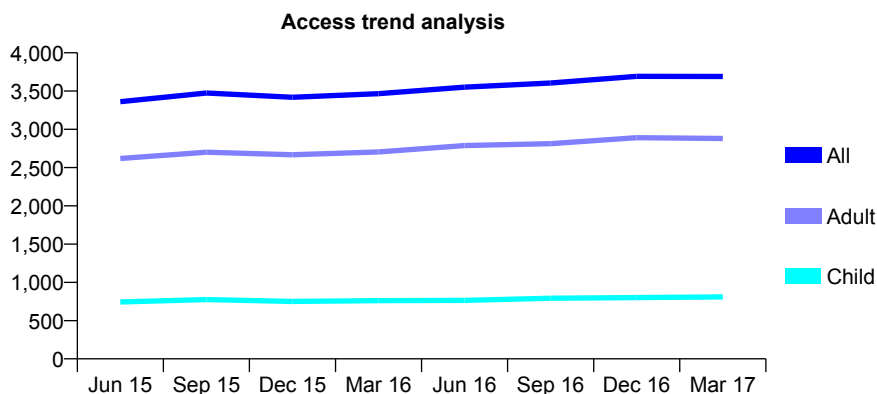
Q54 - Vital Signs At a Glance Contract Report for 754005/0001 - March 2017

Name or company name	MR RN RIDDELL
Contract type name	GDS Contract
Purpose of contract	General
Contract start date	01/04/2006
Contract end date	

16/17 Contracted general activity (UDA)	5,536
Carry forward general activity (UDA)	0
16/17 Contracted orthodontic activity (UOA)	0
Carry forward orthodontic activity (UOA)	0
Baseline contract value	£114,057.46

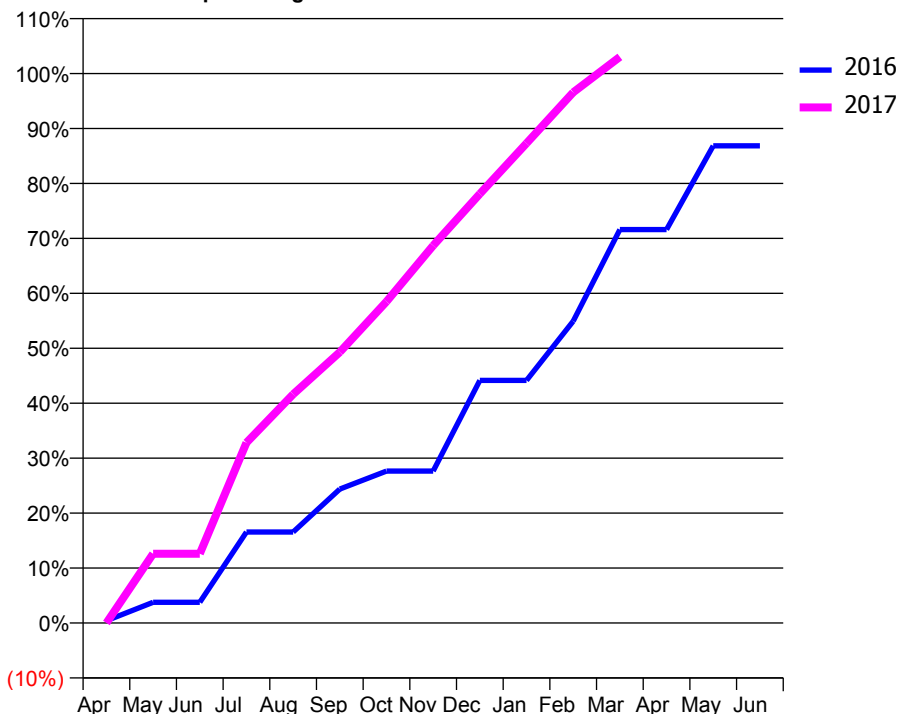
ACCESS*

Patients seen in 24 months	Total	Change since previous quarter
Quarter ending March 2016	3,465	
Quarter ending June 2016	3,552	↑
Quarter ending September 2016	3,606	→
Quarter ending December 2016	3,692	↑
Quarter ending March 2017	3,690	→
Variance since March 2016	6.5%	↑



ACTIVITY

Cumulative percentage of contracted UDA delivered 2016 & 2017



Month	Adjusted Scheduled Activity (UDA)	
	2016	2017
April	24	0
May	209	697
June	209	697
July	917	1,818
August	917	2,304
September	1,350	2,729
October	1,531	3,238
November	1,531	3,803
December	2,445	4,324
January	2,445	4,833
February	3,041	5,347
March	3,964	5,704
April	3,964	
May	4,808	
June	4,808	

QUALITY

	Quantity	Base Number	Contract	AT	Region	England
% of FP17s for the same patient ID Re-attending within 3 months - Children	57	1,202	4.7%	10.0%	12.0%	12.3%
% of FP17s for the same patient ID Re-attending within 3 months - Adults	483	3,678	13.1%	15.4%	16.0%	16.7%
% of FP17s for the same patient ID Re-attending between 3 & 9 months - Children	696	1,202	57.9%	51.1%	58.8%	57.6%
% of FP17s for the same patient ID Re-attending between 3 & 9 months - Adults	1,397	3,678	38.0%	46.4%	51.2%	50.1%
% of FP17s for Band 1 Urgent Courses	305	3,537	8.6%	8.1%	8.0%	9.1%
% of FP17s Relating to Free Repair or Replacements	18	3,537	0.5%	0.7%	0.8%	0.8%
% of FP17s Relating to Continuations	19	3,537	0.5%	0.9%	1.2%	1.2%
% of Patients satisfied with the dentistry they have received	1	1	N/A	92.1%	92.7%	92.8%
% of Patients satisfied with the time they had to wait for an appointment	1	1	N/A	90.3%	89.1%	88.7%

* This is based on patients treated on this contract for their most recent course of treatment. Figures in italics indicate the base number of FP17s or Patient Questionnaire responses are less than 100. N/A is shown where the base number of responses is less than 10 during the period. % is calculated as Quantity/Base number*100

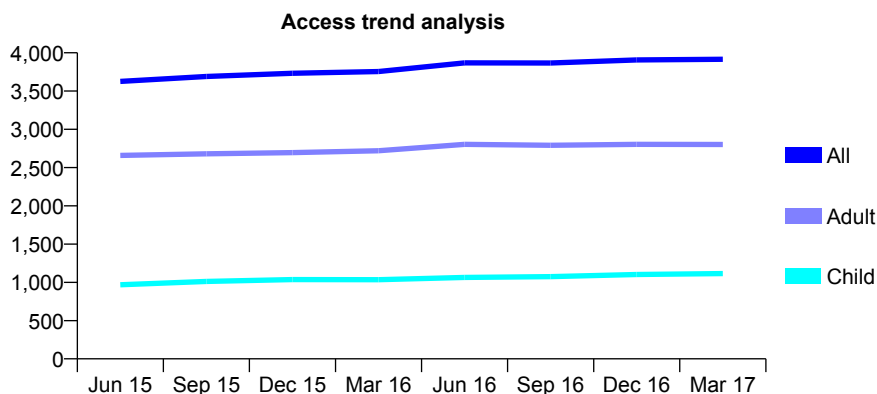
Q54 - Vital Signs At a Glance Contract Report for 763144/0001 - March 2017

Name or company name	MR GS BAHIA
Contract type name	GDS Contract
Purpose of contract	General
Contract start date	01/04/2006
Contract end date	

16/17 Contracted general activity (UDA)	7,933
Carry forward general activity (UDA)	-159
16/17 Contracted orthodontic activity (UOA)	0
Carry forward orthodontic activity (UOA)	0
Baseline contract value	£212,193.63

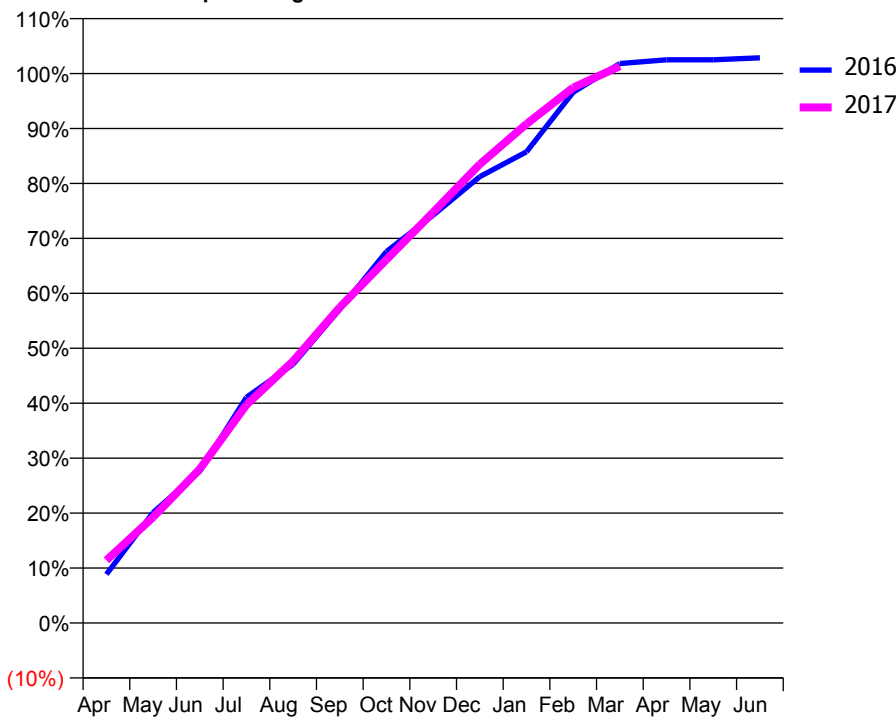
ACCESS*

Patients seen in 24 months	Total	Change since previous quarter
Quarter ending March 2016	3,755	
Quarter ending June 2016	3,868	↑
Quarter ending September 2016	3,866	→
Quarter ending December 2016	3,906	→
Quarter ending March 2017	3,916	→
Variance since March 2016	4.3%	↑



ACTIVITY

Cumulative percentage of contracted UDA delivered 2016 & 2017



Month	Adjusted Scheduled Activity (UDA)	
	2016	2017
April	703	905
May	1,595	1,528
June	2,192	2,222
July	3,258	3,151
August	3,736	3,781
September	4,531	4,557
October	5,361	5,247
November	5,888	5,931
December	6,445	6,622
January	6,802	7,205
February	7,664	7,731
March	8,076	8,039
April	8,131	
May	8,131	
June	8,160	

QUALITY

	Quantity	Base Number	Contract	AT	Region	England
% of FP17s for the same patient ID Re-attending within 3 months - Children	22	1,332	1.7%	10.0%	12.0%	12.3%
% of FP17s for the same patient ID Re-attending within 3 months - Adults	194	2,836	6.8%	15.4%	16.0%	16.7%
% of FP17s for the same patient ID Re-attending between 3 & 9 months - Children	703	1,332	52.8%	51.1%	58.8%	57.6%
% of FP17s for the same patient ID Re-attending between 3 & 9 months - Adults	1,092	2,836	38.5%	46.4%	51.2%	50.1%
% of FP17s for Band 1 Urgent Courses	123	4,111	3.0%	8.1%	8.0%	9.1%
% of FP17s Relating to Free Repair or Replacements	15	4,111	0.4%	0.7%	0.8%	0.8%
% of FP17s Relating to Continuations	8	4,111	0.2%	0.9%	1.2%	1.2%
% of Patients satisfied with the dentistry they have received	5	5	N/A	92.1%	92.7%	92.8%
% of Patients satisfied with the time they had to wait for an appointment	4	5	N/A	90.3%	89.1%	88.7%

* This is based on patients treated on this contract for their most recent course of treatment. Figures in italics indicate the base number of FP17s or Patient Questionnaire responses are less than 100. N/A is shown where the base number of responses is less than 10 during the period. % is calculated as Quantity/Base number*100

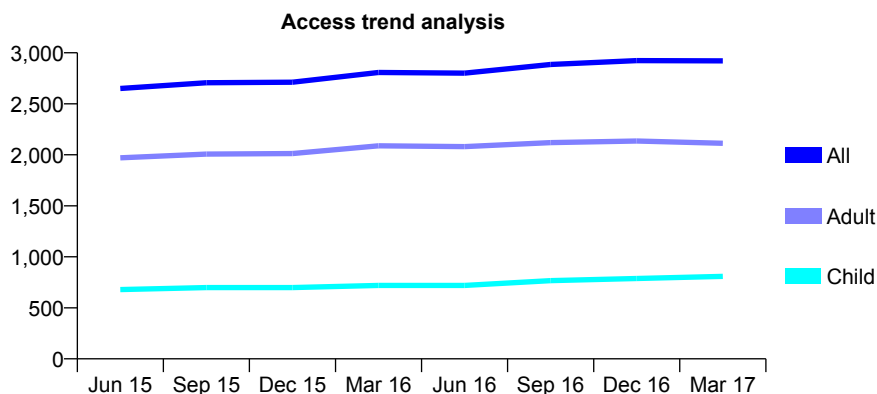
Q54 - Vital Signs At a Glance Contract Report for 764191/0001 - March 2017

Name or company name	MISS KL ROBINSON
Contract type name	GDS Contract
Purpose of contract	General
Contract start date	01/04/2006
Contract end date	

16/17 Contracted general activity (UDA)	7,466
Carry forward general activity (UDA)	0
16/17 Contracted orthodontic activity (UOA)	0
Carry forward orthodontic activity (UOA)	0
Baseline contract value	£207,165.00

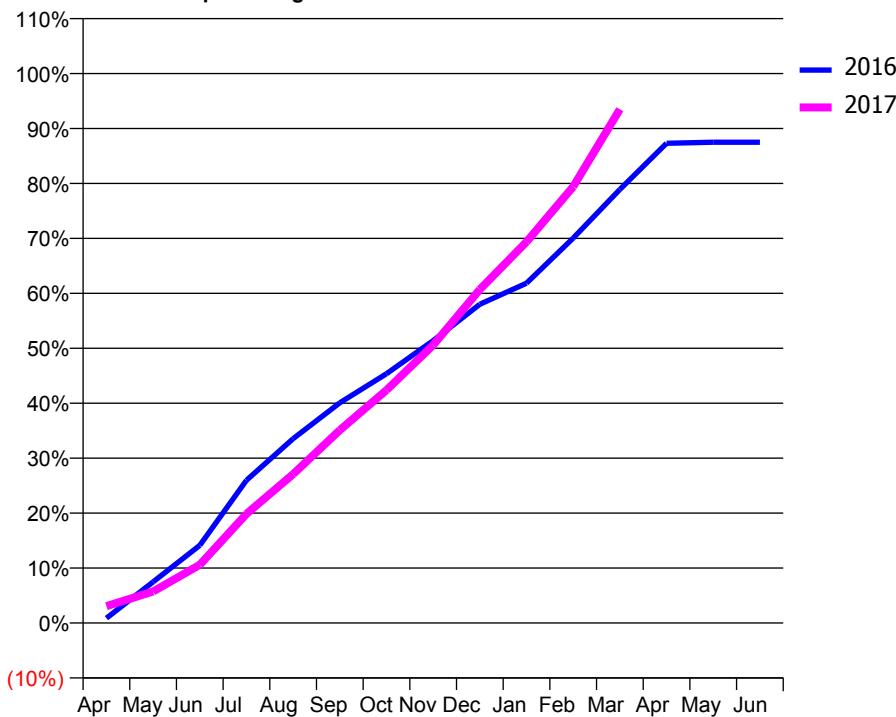
ACCESS*

Patients seen in 24 months	Total	Change since previous quarter
Quarter ending March 2016	2,807	
Quarter ending June 2016	2,801	→
Quarter ending September 2016	2,886	↑
Quarter ending December 2016	2,923	→
Quarter ending March 2017	2,921	→
Variance since March 2016	4.1%	↑



ACTIVITY

Cumulative percentage of contracted UDA delivered 2016 & 2017



Month	Adjusted Scheduled Activity (UDA)	
	2016	2017
April	67	229
May	559	428
June	1,055	791
July	1,940	1,482
August	2,504	2,023
September	2,992	2,620
October	3,388	3,164
November	3,836	3,776
December	4,330	4,532
January	4,618	5,179
February	5,230	5,929
March	5,890	6,980
April	6,517	
May	6,532	
June	6,533	

QUALITY

	Quantity	Base Number	Contract	AT	Region	England
% of FP17s for the same patient ID Re-attending within 3 months - Children	73	1,185	6.2%	10.0%	12.0%	12.3%
% of FP17s for the same patient ID Re-attending within 3 months - Adults	350	2,454	14.3%	15.4%	16.0%	16.7%
% of FP17s for the same patient ID Re-attending between 3 & 9 months - Children	669	1,185	56.5%	51.1%	58.8%	57.6%
% of FP17s for the same patient ID Re-attending between 3 & 9 months - Adults	1,212	2,454	49.4%	46.4%	51.2%	50.1%
% of FP17s for Band 1 Urgent Courses	312	3,395	9.2%	8.1%	8.0%	9.1%
% of FP17s Relating to Free Repair or Replacements	17	3,395	0.5%	0.7%	0.8%	0.8%
% of FP17s Relating to Continuations	19	3,395	0.6%	0.9%	1.2%	1.2%
% of Patients satisfied with the dentistry they have received	4	5	N/A	92.1%	92.7%	92.8%
% of Patients satisfied with the time they had to wait for an appointment	3	5	N/A	90.3%	89.1%	88.7%

* This is based on patients treated on this contract for their most recent course of treatment. Figures in italics indicate the base number of FP17s or Patient Questionnaire responses are less than 100. N/A is shown where the base number of responses is less than 10 during the period. % is calculated as Quantity/Base number*100

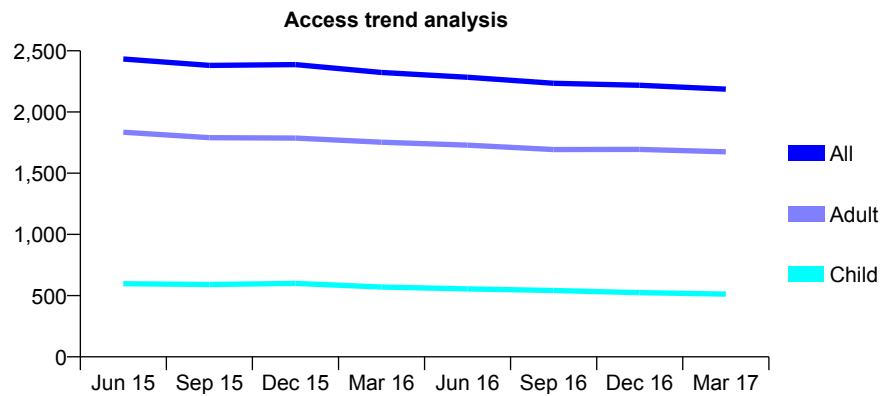
Q54 - Vital Signs At a Glance Contract Report for 765597/0001 - March 2017

Name or company name	MRS N GHABAI
Contract type name	GDS Contract
Purpose of contract	General
Contract start date	01/04/2006
Contract end date	

16/17 Contracted general activity (UDA)	8,368
Carry forward general activity (UDA)	147
16/17 Contracted orthodontic activity (UOA)	0
Carry forward orthodontic activity (UOA)	0
Baseline contract value	£190,992.31

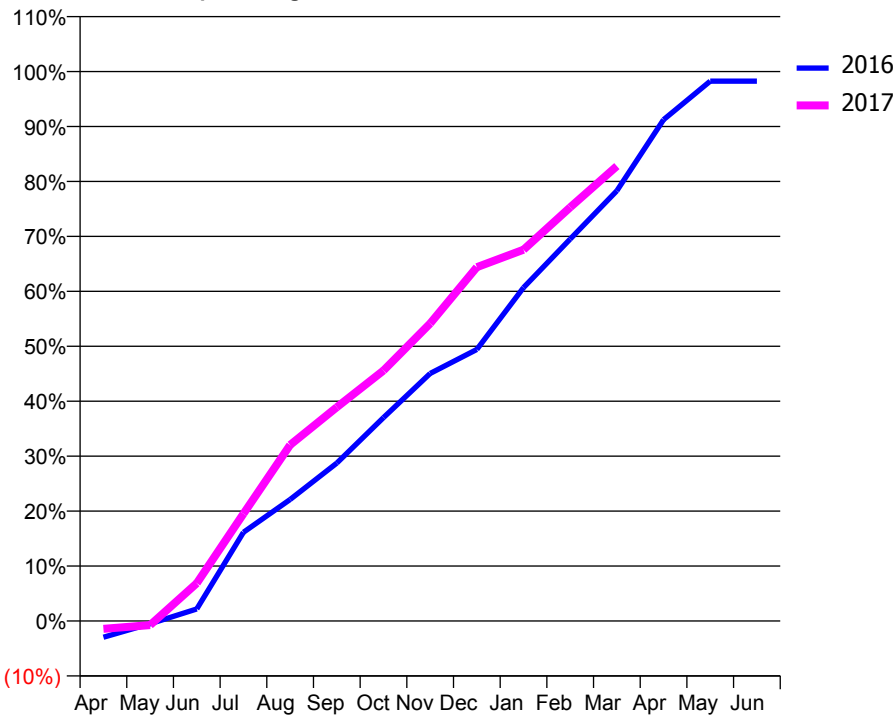
ACCESS*

Patients seen in 24 months	Total	Change since previous quarter
Quarter ending March 2016	2,323	
Quarter ending June 2016	2,284	↓
Quarter ending September 2016	2,235	↓
Quarter ending December 2016	2,218	→
Quarter ending March 2017	2,187	↓
Variance since March 2016	(5.9%)	↓



ACTIVITY

Cumulative percentage of contracted UDA delivered 2016 & 2017



Month	Adjusted Scheduled Activity (UDA)	
	2016	2017
April	-250	-121
May	-44	-64
June	184	575
July	1,352	1,633
August	1,852	2,681
September	2,405	3,257
October	3,098	3,814
November	3,770	4,531
December	4,136	5,388
January	5,078	5,655
February	5,817	6,301
March	6,551	6,927
April	7,635	
May	8,221	
June	8,221	

QUALITY

	Quantity	Base Number	Contract	AT	Region	England
% of FP17s for the same patient ID Re-attending within 3 months - Children	99	926	10.7%	10.0%	12.0%	12.3%
% of FP17s for the same patient ID Re-attending within 3 months - Adults	498	2,650	18.8%	15.4%	16.0%	16.7%
% of FP17s for the same patient ID Re-attending between 3 & 9 months - Children	621	926	67.1%	51.1%	58.8%	57.6%
% of FP17s for the same patient ID Re-attending between 3 & 9 months - Adults	1,627	2,650	61.4%	46.4%	51.2%	50.1%
% of FP17s for Band 1 Urgent Courses	244	2,887	8.5%	8.1%	8.0%	9.1%
% of FP17s Relating to Free Repair or Replacements	7	2,887	0.2%	0.7%	0.8%	0.8%
% of FP17s Relating to Continuations	71	2,887	2.5%	0.9%	1.2%	1.2%
% of Patients satisfied with the dentistry they have received	44	47	93.6%	92.1%	92.7%	92.8%
% of Patients satisfied with the time they had to wait for an appointment	43	47	91.5%	90.3%	89.1%	88.7%

* This is based on patients treated on this contract for their most recent course of treatment. Figures in italics indicate the base number of FP17s or Patient Questionnaire responses are less than 100. N/A is shown where the base number of responses is less than 10 during the period. % is calculated as Quantity/Base number*100

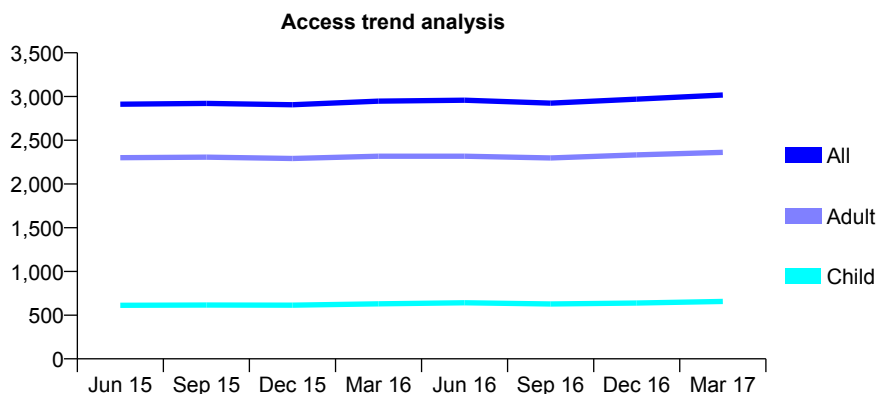
Q54 - Vital Signs At a Glance Contract Report for 765643/0001 - March 2017

Name or company name	MR D SINGH-TERPOT
Contract type name	GDS Contract
Purpose of contract	General
Contract start date	01/04/2006
Contract end date	

16/17 Contracted general activity (UDA)	8,845
Carry forward general activity (UDA)	80
16/17 Contracted orthodontic activity (UOA)	0
Carry forward orthodontic activity (UOA)	0
Baseline contract value	£213,411.52

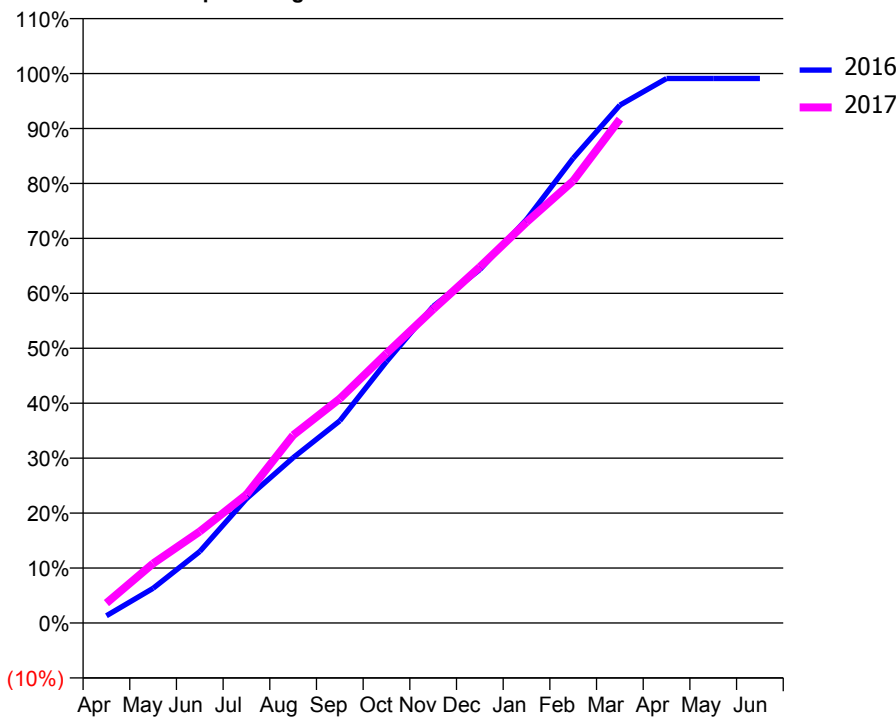
ACCESS*

Patients seen in 24 months	Total	Change since previous quarter
Quarter ending March 2016	2,947	
Quarter ending June 2016	2,958	→
Quarter ending September 2016	2,925	↓
Quarter ending December 2016	2,970	→
Quarter ending March 2017	3,018	→
Variance since March 2016	2.4%	↑



ACTIVITY

Cumulative percentage of contracted UDA delivered 2016 & 2017



Month	Adjusted Scheduled Activity (UDA)	
	2016	2017
April	116	321
May	558	959
June	1,151	1,473
July	2,001	2,069
August	2,661	3,023
September	3,256	3,611
October	4,208	4,339
November	5,097	5,049
December	5,690	5,732
January	6,496	6,451
February	7,480	7,117
March	8,335	8,111
April	8,764	
May	8,764	
June	8,765	

QUALITY

	Quantity	Base Number	Contract	AT	Region	England
% of FP17s for the same patient ID Re-attending within 3 months - Children	32	843	3.8%	10.0%	12.0%	12.3%
% of FP17s for the same patient ID Re-attending within 3 months - Adults	490	3,294	14.9%	15.4%	16.0%	16.7%
% of FP17s for the same patient ID Re-attending between 3 & 9 months - Children	435	843	51.6%	51.1%	58.8%	57.6%
% of FP17s for the same patient ID Re-attending between 3 & 9 months - Adults	1,779	3,294	54.0%	46.4%	51.2%	50.1%
% of FP17s for Band 1 Urgent Courses	35	3,939	0.9%	8.1%	8.0%	9.1%
% of FP17s Relating to Free Repair or Replacements	20	3,939	0.5%	0.7%	0.8%	0.8%
% of FP17s Relating to Continuations	12	3,939	0.3%	0.9%	1.2%	1.2%
% of Patients satisfied with the dentistry they have received	3	3	N/A	92.1%	92.7%	92.8%
% of Patients satisfied with the time they had to wait for an appointment	3	3	N/A	90.3%	89.1%	88.7%

* This is based on patients treated on this contract for their most recent course of treatment. Figures in italics indicate the base number of FP17s or Patient Questionnaire responses are less than 100. N/A is shown where the base number of responses is less than 10 during the period. % is calculated as Quantity/Base number*100

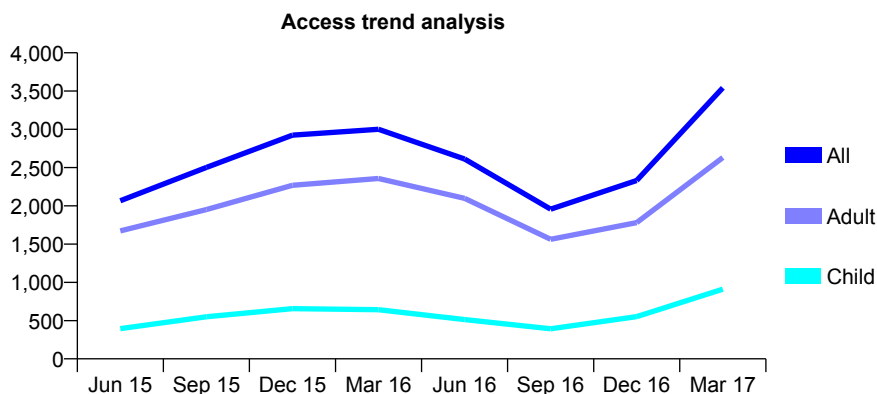
Q54 - Vital Signs At a Glance Contract Report for 766518/0001 - March 2017

Name or company name	MRS CS ILYAS
Contract type name	GDS Contract
Purpose of contract	General
Contract start date	01/10/2014
Contract end date	

16/17 Contracted general activity (UDA)	9,871
Carry forward general activity (UDA)	392
16/17 Contracted orthodontic activity (UOA)	0
Carry forward orthodontic activity (UOA)	0
Baseline contract value	£196,853.10

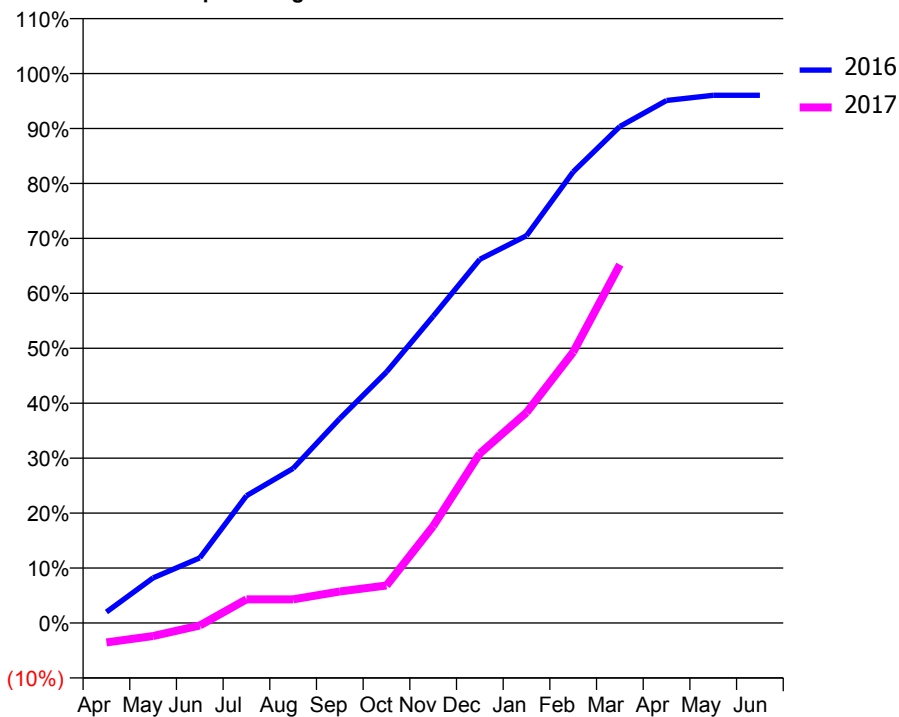
ACCESS*

Patients seen in 24 months	Total	Change since previous quarter
Quarter ending March 2016	3,001	
Quarter ending June 2016	2,612	↓
Quarter ending September 2016	1,956	↓
Quarter ending December 2016	2,332	↑
Quarter ending March 2017	3,542	↑
Variance since March 2016	18.0%	↑



ACTIVITY

Cumulative percentage of contracted UDA delivered 2016 & 2017



Adjusted Scheduled Activity (UDA)

Month	2016	2017
April	198	-350
May	811	-236
June	1,169	-46
July	2,286	425
August	2,778	425
September	3,674	567
October	4,510	675
November	5,512	1,740
December	6,533	3,046
January	6,958	3,781
February	8,105	4,867
March	8,918	6,437
April	9,385	
May	9,479	
June	9,479	

QUALITY

	Quantity	Base Number	Contract	AT	Region	England
% of FP17s for the same patient ID Re-attending within 3 months - Children	33	878	3.8%	10.0%	12.0%	12.3%
% of FP17s for the same patient ID Re-attending within 3 months - Adults	227	2,756	8.2%	15.4%	16.0%	16.7%
% of FP17s for the same patient ID Re-attending between 3 & 9 months - Children	162	878	18.5%	51.1%	58.8%	57.6%
% of FP17s for the same patient ID Re-attending between 3 & 9 months - Adults	737	2,756	26.7%	46.4%	51.2%	50.1%
% of FP17s for Band 1 Urgent Courses	242	3,391	7.1%	8.1%	8.0%	9.1%
% of FP17s Relating to Free Repair or Replacements	5	3,391	0.1%	0.7%	0.8%	0.8%
% of FP17s Relating to Continuations	11	3,391	0.3%	0.9%	1.2%	1.2%
% of Patients satisfied with the dentistry they have received	2	2	N/A	92.1%	92.7%	92.8%
% of Patients satisfied with the time they had to wait for an appointment	2	2	N/A	90.3%	89.1%	88.7%

* This is based on patients treated on this contract for their most recent course of treatment. Figures in italics indicate the base number of FP17s or Patient Questionnaire responses are less than 100. N/A is shown where the base number of responses is less than 10 during the period. % is calculated as Quantity/Base number*100

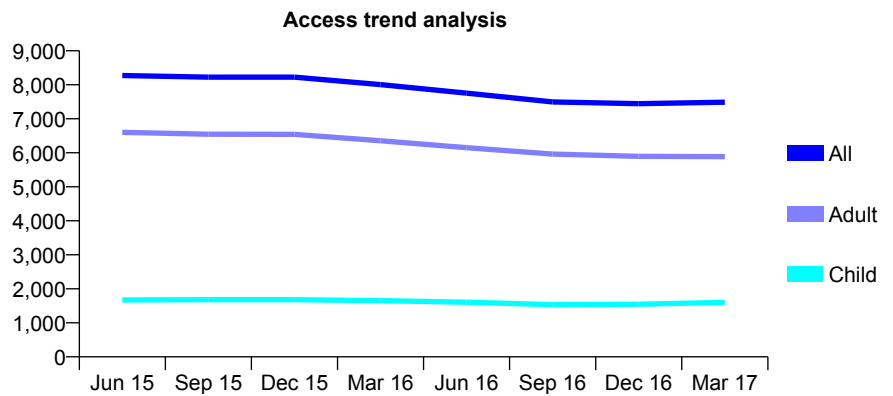
Q54 - Vital Signs At a Glance Contract Report for 769258/0001 - March 2017

Name or company name	MR S TALWAR
Contract type name	GDS Contract
Purpose of contract	General
Contract start date	01/04/2006
Contract end date	

16/17 Contracted general activity (UDA)	23,061
Carry forward general activity (UDA)	-300
16/17 Contracted orthodontic activity (UOA)	0
Carry forward orthodontic activity (UOA)	0
Baseline contract value	£541,792.23

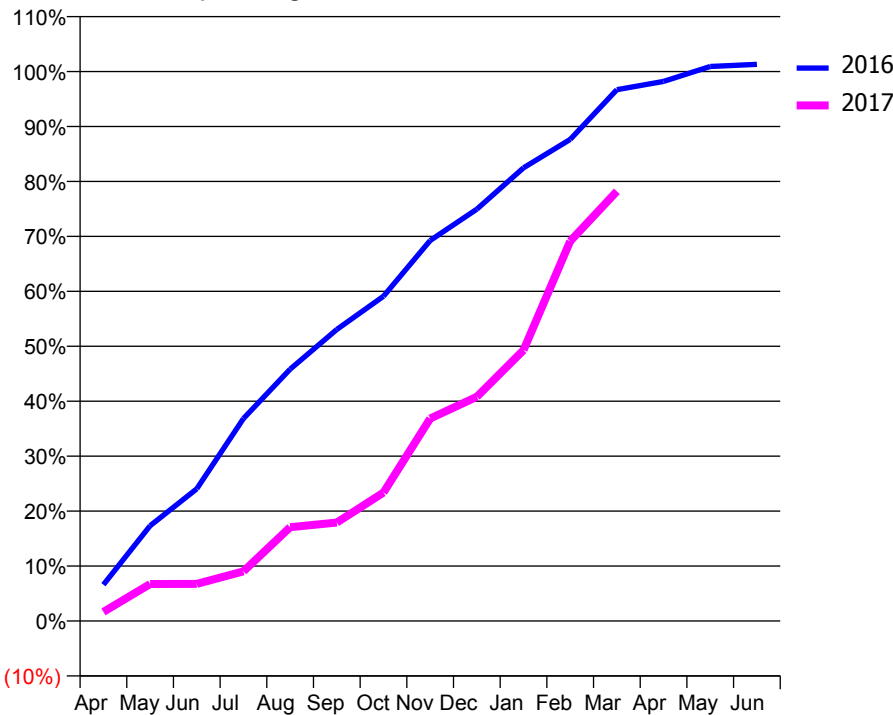
ACCESS*

Patients seen in 24 months	Total	Change since previous quarter
Quarter ending March 2016	8,007	
Quarter ending June 2016	7,754	↓
Quarter ending September 2016	7,496	↓
Quarter ending December 2016	7,446	→
Quarter ending March 2017	7,490	→
Variance since March 2016	(6.5%)	↓



ACTIVITY

Cumulative percentage of contracted UDA delivered 2016 & 2017



Month	Adjusted Scheduled Activity (UDA)	
	2016	2017
April	1,527	383
May	4,000	1,551
June	5,550	1,557
July	8,499	2,083
August	10,570	3,934
September	12,239	4,133
October	13,630	5,392
November	15,971	8,499
December	17,286	9,408
January	19,017	11,370
February	20,211	15,943
March	22,300	18,035
April	22,644	
May	23,271	
June	23,361	

QUALITY

	Quantity	Base Number	Contract	AT	Region	England
% of FP17s for the same patient ID Re-attending within 3 months - Children	423	2,440	17.3%	10.0%	12.0%	12.3%
% of FP17s for the same patient ID Re-attending within 3 months - Adults	1,921	8,347	23.0%	15.4%	16.0%	16.7%
% of FP17s for the same patient ID Re-attending between 3 & 9 months - Children	1,291	2,440	52.9%	51.1%	58.8%	57.6%
% of FP17s for the same patient ID Re-attending between 3 & 9 months - Adults	4,435	8,347	53.1%	46.4%	51.2%	50.1%
% of FP17s for Band 1 Urgent Courses	805	10,233	7.9%	8.1%	8.0%	9.1%
% of FP17s Relating to Free Repair or Replacements	117	10,233	1.1%	0.7%	0.8%	0.8%
% of FP17s Relating to Continuations	299	10,233	2.9%	0.9%	1.2%	1.2%
% of Patients satisfied with the dentistry they have received	10	13	76.9%	92.1%	92.7%	92.8%
% of Patients satisfied with the time they had to wait for an appointment	12	13	92.3%	90.3%	89.1%	88.7%

* This is based on patients treated on this contract for their most recent course of treatment. Figures in italics indicate the base number of FP17s or Patient Questionnaire responses are less than 100. N/A is shown where the base number of responses is less than 10 during the period. % is calculated as Quantity/Base number*100

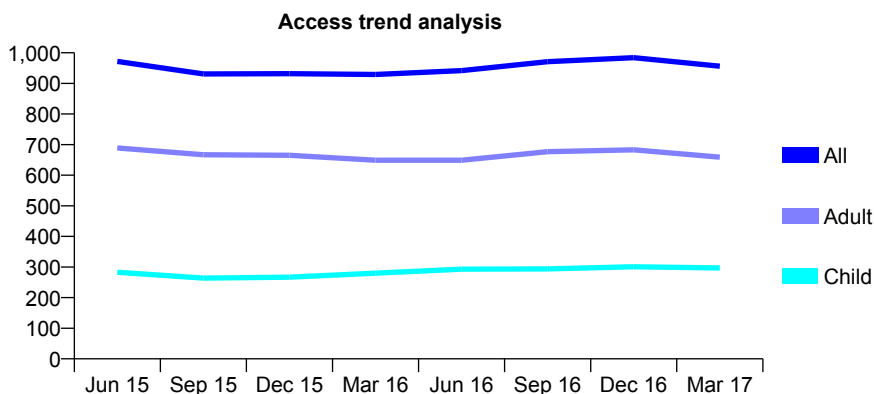
Q54 - Vital Signs At a Glance Contract Report for 769258/0002 - March 2017

Name or company name	MR S TALWAR
Contract type name	GDS Contract
Purpose of contract	General
Contract start date	01/04/2006
Contract end date	

16/17 Contracted general activity (UDA)	4,660
Carry forward general activity (UDA)	0
16/17 Contracted orthodontic activity (UOA)	0
Carry forward orthodontic activity (UOA)	0
Baseline contract value	£110,111.95

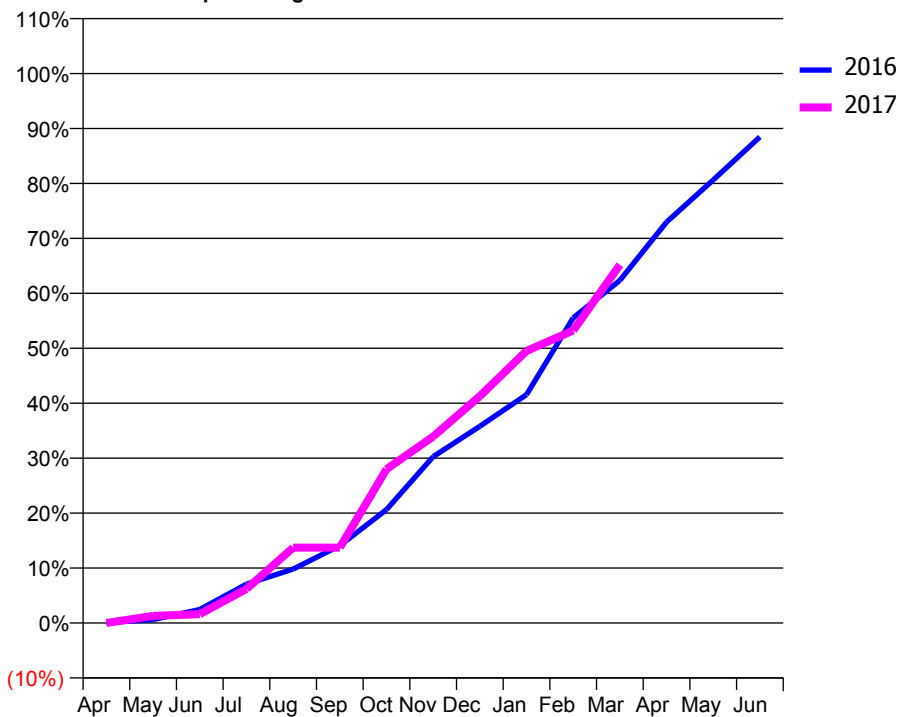
ACCESS*

Patients seen in 24 months	Total	Change since previous quarter
Quarter ending March 2016	929	
Quarter ending June 2016	942	→
Quarter ending September 2016	971	↑
Quarter ending December 2016	984	→
Quarter ending March 2017	956	↓
Variance since March 2016	2.9%	↑



ACTIVITY

Cumulative percentage of contracted UDA delivered 2016 & 2017



Month	Adjusted Scheduled Activity (UDA)	
	2016	2017
April	4	1
May	29	61
June	115	75
July	329	289
August	457	640
September	657	640
October	962	1,305
November	1,411	1,582
December	1,668	1,924
January	1,936	2,308
February	2,588	2,480
March	2,906	3,038
April	3,400	
May	3,757	
June	4,122	

QUALITY

	Quantity	Base Number	Contract	AT	Region	England
% of FP17s for the same patient ID Re-attending within 3 months - Children	73	432	16.9%	10.0%	12.0%	12.3%
% of FP17s for the same patient ID Re-attending within 3 months - Adults	441	1,207	36.5%	15.4%	16.0%	16.7%
% of FP17s for the same patient ID Re-attending between 3 & 9 months - Children	209	432	48.4%	51.1%	58.8%	57.6%
% of FP17s for the same patient ID Re-attending between 3 & 9 months - Adults	460	1,207	38.1%	46.4%	51.2%	50.1%
% of FP17s for Band 1 Urgent Courses	125	1,286	9.7%	8.1%	8.0%	9.1%
% of FP17s Relating to Free Repair or Replacements	25	1,286	1.9%	0.7%	0.8%	0.8%
% of FP17s Relating to Continuations	113	1,286	8.8%	0.9%	1.2%	1.2%
% of Patients satisfied with the dentistry they have received	2	3	N/A	92.1%	92.7%	92.8%
% of Patients satisfied with the time they had to wait for an appointment	1	3	N/A	90.3%	89.1%	88.7%

* This is based on patients treated on this contract for their most recent course of treatment. Figures in italics indicate the base number of FP17s or Patient Questionnaire responses are less than 100. N/A is shown where the base number of responses is less than 10 during the period. % is calculated as Quantity/Base number*100

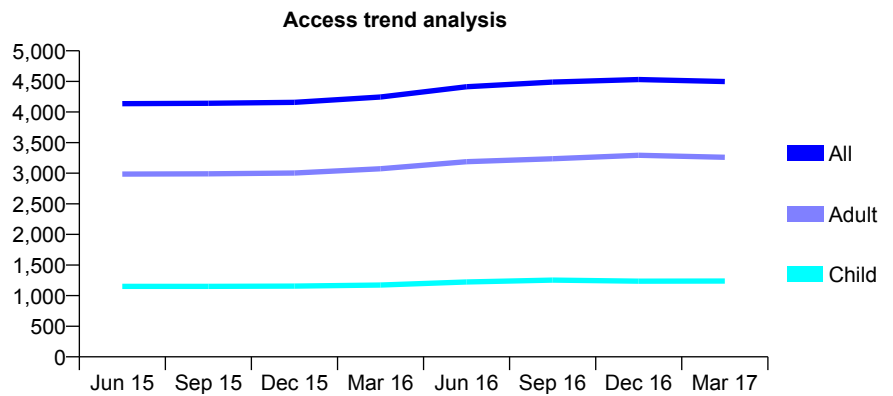
Q54 - Vital Signs At a Glance Contract Report for 769827/0001 - March 2017

Name or company name	MR A HUSSAIN
Contract type name	GDS Contract
Purpose of contract	General
Contract start date	01/04/2006
Contract end date	

16/17 Contracted general activity (UDA)	10,369
Carry forward general activity (UDA)	-183
16/17 Contracted orthodontic activity (UOA)	0
Carry forward orthodontic activity (UOA)	0
Baseline contract value	£252,511.90

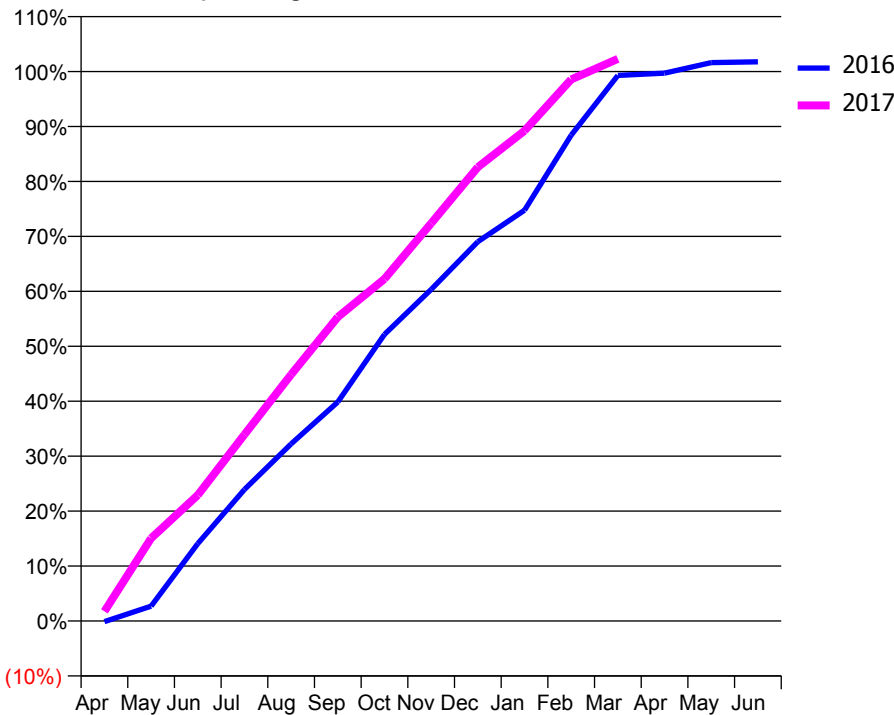
ACCESS*

Patients seen in 24 months	Total	Change since previous quarter
Quarter ending March 2016	4,245	
Quarter ending June 2016	4,412	↑
Quarter ending September 2016	4,490	→
Quarter ending December 2016	4,530	→
Quarter ending March 2017	4,498	→
Variance since March 2016	6.0%	↑



ACTIVITY

Cumulative percentage of contracted UDA delivered 2016 & 2017



Month	Adjusted Scheduled Activity (UDA)	
	2016	2017
April	-13	183
May	280	1,562
June	1,461	2,375
July	2,481	3,520
August	3,344	4,652
September	4,132	5,735
October	5,410	6,456
November	6,257	7,505
December	7,157	8,564
January	7,752	9,250
February	9,168	10,220
March	10,294	10,608
April	10,338	
May	10,538	
June	10,552	

QUALITY

	Quantity	Base Number	Contract	AT	Region	England
% of FP17s for the same patient ID Re-attending within 3 months - Children	78	1,298	6.0%	10.0%	12.0%	12.3%
% of FP17s for the same patient ID Re-attending within 3 months - Adults	516	3,302	15.6%	15.4%	16.0%	16.7%
% of FP17s for the same patient ID Re-attending between 3 & 9 months - Children	405	1,298	31.2%	51.1%	58.8%	57.6%
% of FP17s for the same patient ID Re-attending between 3 & 9 months - Adults	984	3,302	29.8%	46.4%	51.2%	50.1%
% of FP17s for Band 1 Urgent Courses	445	3,848	11.6%	8.1%	8.0%	9.1%
% of FP17s Relating to Free Repair or Replacements	119	3,848	3.1%	0.7%	0.8%	0.8%
% of FP17s Relating to Continuations	15	3,848	0.4%	0.9%	1.2%	1.2%
% of Patients satisfied with the dentistry they have received	4	4	N/A	92.1%	92.7%	92.8%
% of Patients satisfied with the time they had to wait for an appointment	2	4	N/A	90.3%	89.1%	88.7%

* This is based on patients treated on this contract for their most recent course of treatment. Figures in italics indicate the base number of FP17s or Patient Questionnaire responses are less than 100. N/A is shown where the base number of responses is less than 10 during the period. % is calculated as Quantity/Base number*100

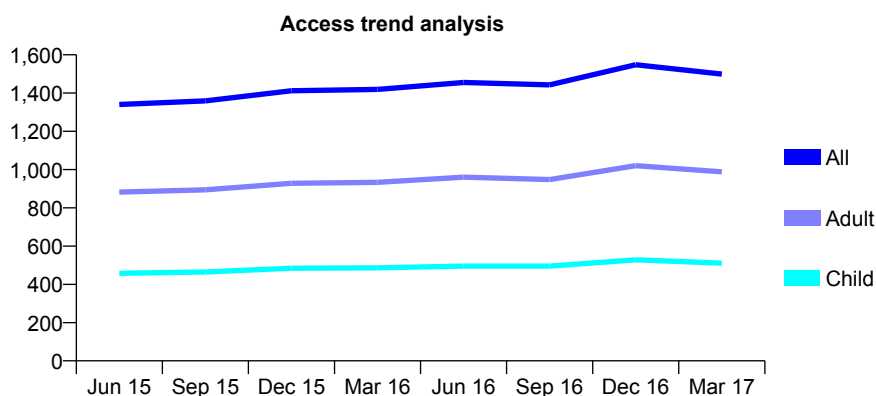
Q54 - Vital Signs At a Glance Contract Report for 769827/0002 - March 2017

Name or company name	MR A HUSSAIN
Contract type name	GDS Contract
Purpose of contract	General
Contract start date	01/11/2010
Contract end date	

16/17 Contracted general activity (UDA)	3,564
Carry forward general activity (UDA)	-71
16/17 Contracted orthodontic activity (UOA)	0
Carry forward orthodontic activity (UOA)	0
Baseline contract value	£91,103.33

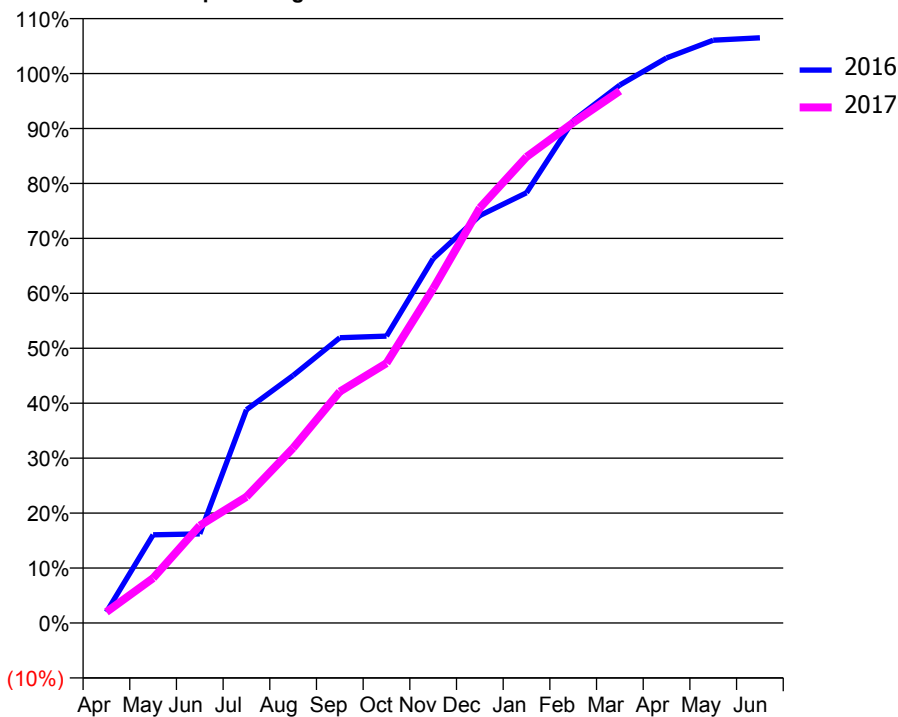
ACCESS*

Patients seen in 24 months	Total	Change since previous quarter
Quarter ending March 2016	1,419	
Quarter ending June 2016	1,455	↑
Quarter ending September 2016	1,443	→
Quarter ending December 2016	1,548	↑
Quarter ending March 2017	1,499	↓
Variance since March 2016	5.6%	↑



ACTIVITY

Cumulative percentage of contracted UDA delivered 2016 & 2017



Month	Adjusted Scheduled Activity (UDA)	
	2016	2017
April	71	71
May	572	291
June	578	632
July	1,384	819
August	1,605	1,135
September	1,850	1,501
October	1,861	1,685
November	2,363	2,169
December	2,642	2,692
January	2,790	3,023
February	3,259	3,245
March	3,489	3,451
April	3,665	
May	3,780	
June	3,796	

QUALITY

	Quantity	Base Number	Contract	AT	Region	England
% of FP17s for the same patient ID Re-attending within 3 months - Children	25	436	5.7%	10.0%	12.0%	12.3%
% of FP17s for the same patient ID Re-attending within 3 months - Adults	108	873	12.4%	15.4%	16.0%	16.7%
% of FP17s for the same patient ID Re-attending between 3 & 9 months - Children	109	436	25.0%	51.1%	58.8%	57.6%
% of FP17s for the same patient ID Re-attending between 3 & 9 months - Adults	252	873	28.9%	46.4%	51.2%	50.1%
% of FP17s for Band 1 Urgent Courses	98	1,212	8.1%	8.1%	8.0%	9.1%
% of FP17s Relating to Free Repair or Replacements	37	1,212	3.1%	0.7%	0.8%	0.8%
% of FP17s Relating to Continuations	6	1,212	0.5%	0.9%	1.2%	1.2%
% of Patients satisfied with the dentistry they have received	0	1	N/A	92.1%	92.7%	92.8%
% of Patients satisfied with the time they had to wait for an appointment	1	1	N/A	90.3%	89.1%	88.7%

* This is based on patients treated on this contract for their most recent course of treatment. Figures in italics indicate the base number of FP17s or Patient Questionnaire responses are less than 100. N/A is shown where the base number of responses is less than 10 during the period. % is calculated as Quantity/Base number*100

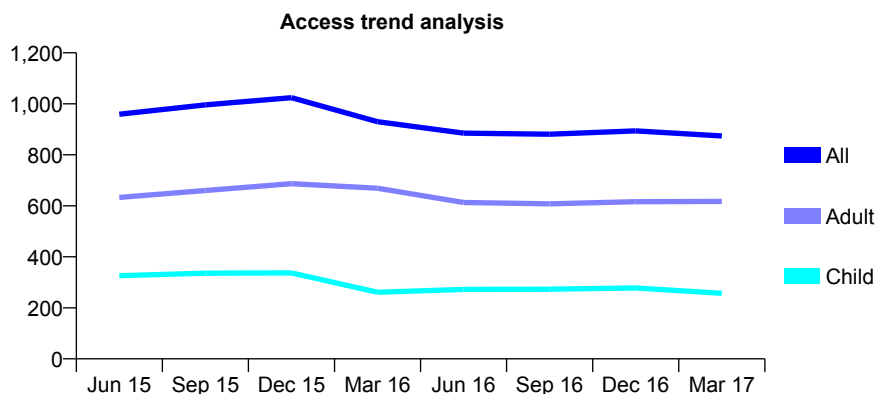
Q54 - Vital Signs At a Glance Contract Report for 769827/0003 - March 2017

Name or company name	MR A HUSSAIN
Contract type name	GDS Contract
Purpose of contract	General
Contract start date	09/11/2012
Contract end date	

16/17 Contracted general activity (UDA)	2,224
Carry forward general activity (UDA)	-44
16/17 Contracted orthodontic activity (UOA)	0
Carry forward orthodontic activity (UOA)	0
Baseline contract value	£56,442.97

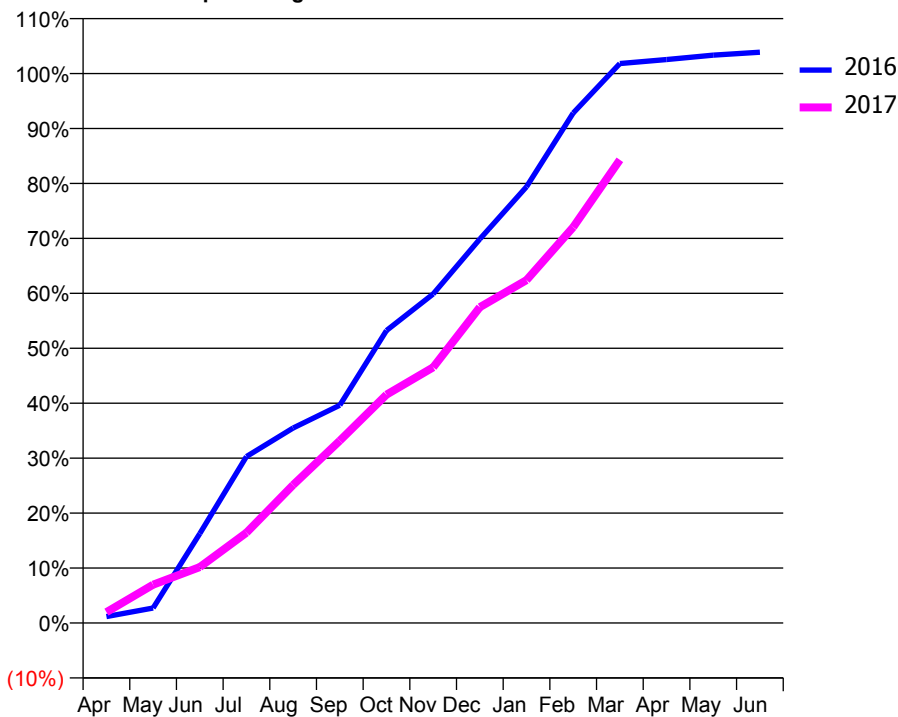
ACCESS*

Patients seen in 24 months	Total	Change since previous quarter
Quarter ending March 2016	930	
Quarter ending June 2016	885	↓
Quarter ending September 2016	881	→
Quarter ending December 2016	894	→
Quarter ending March 2017	874	↓
Variance since March 2016	(6.0%)	↓



ACTIVITY

Cumulative percentage of contracted UDA delivered 2016 & 2017



Adjusted Scheduled Activity (UDA)

Month	2016	2017
April	26	44
May	61	155
June	362	226
July	674	365
August	789	559
September	882	738
October	1,184	924
November	1,332	1,035
December	1,554	1,278
January	1,765	1,388
February	2,064	1,602
March	2,264	1,875
April	2,281	
May	2,298	
June	2,310	

QUALITY

	Quantity	Base Number	Contract	AT	Region	England
% of FP17s for the same patient ID Re-attending within 3 months - Children	5	227	2.2%	10.0%	12.0%	12.3%
% of FP17s for the same patient ID Re-attending within 3 months - Adults	33	455	7.3%	15.4%	16.0%	16.7%
% of FP17s for the same patient ID Re-attending between 3 & 9 months - Children	42	227	18.5%	51.1%	58.8%	57.6%
% of FP17s for the same patient ID Re-attending between 3 & 9 months - Adults	102	455	22.4%	46.4%	51.2%	50.1%
% of FP17s for Band 1 Urgent Courses	89	653	13.6%	8.1%	8.0%	9.1%
% of FP17s Relating to Free Repair or Replacements	9	653	1.4%	0.7%	0.8%	0.8%
% of FP17s Relating to Continuations	1	653	0.2%	0.9%	1.2%	1.2%
% of Patients satisfied with the dentistry they have received	0	0	N/A	92.1%	92.7%	92.8%
% of Patients satisfied with the time they had to wait for an appointment	0	0	N/A	90.3%	89.1%	88.7%

* This is based on patients treated on this contract for their most recent course of treatment. Figures in italics indicate the base number of FP17s or Patient Questionnaire responses are less than 100. N/A is shown where the base number of responses is less than 10 during the period. % is calculated as Quantity/Base number*100

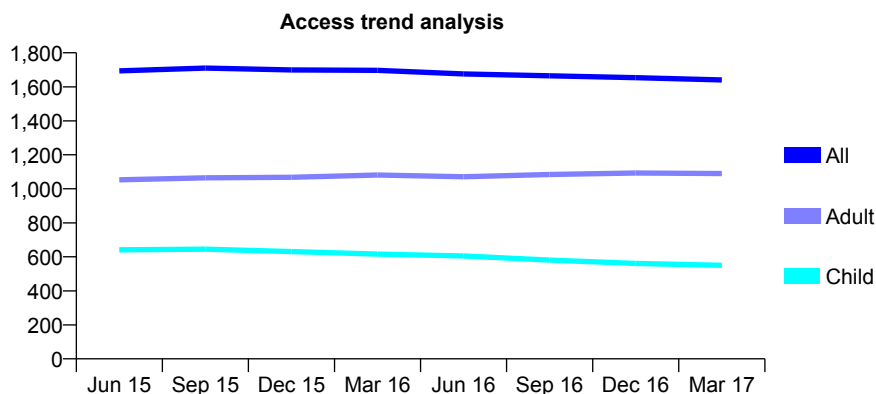
Q54 - Vital Signs At a Glance Contract Report for 769967/0004 - March 2017

Name or company name	MR MA TAI
Contract type name	GDS Contract
Purpose of contract	General
Contract start date	01/04/2012
Contract end date	

16/17 Contracted general activity (UDA)	4,402
Carry forward general activity (UDA)	0
16/17 Contracted orthodontic activity (UOA)	0
Carry forward orthodontic activity (UOA)	0
Baseline contract value	£115,556.02

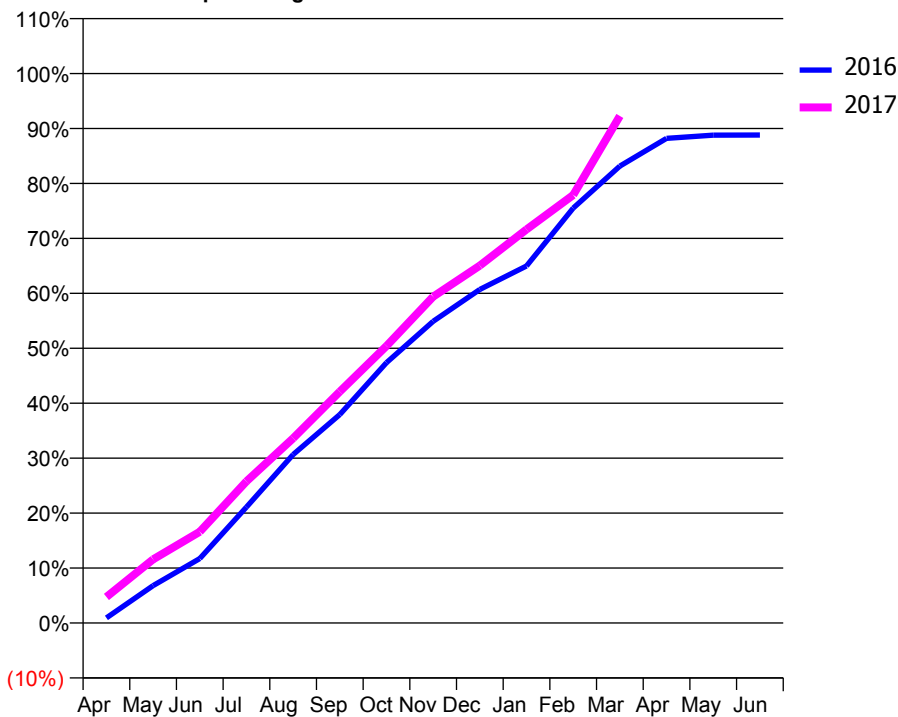
ACCESS*

Patients seen in 24 months	Total	Change since previous quarter
Quarter ending March 2016	1,697	
Quarter ending June 2016	1,676	↓
Quarter ending September 2016	1,665	→
Quarter ending December 2016	1,654	→
Quarter ending March 2017	1,640	→
Variance since March 2016	(3.4%)	↓



ACTIVITY

Cumulative percentage of contracted UDA delivered 2016 & 2017



Month	Adjusted Scheduled Activity (UDA)	
	2016	2017
April	42	209
May	299	510
June	517	732
July	929	1,135
August	1,350	1,480
September	1,670	1,854
October	2,086	2,219
November	2,417	2,614
December	2,672	2,864
January	2,860	3,153
February	3,324	3,429
March	3,660	4,062
April	3,883	
May	3,908	
June	3,909	

QUALITY

	Quantity	Base Number	Contract	AT	Region	England
% of FP17s for the same patient ID Re-attending within 3 months - Children	27	825	3.3%	10.0%	12.0%	12.3%
% of FP17s for the same patient ID Re-attending within 3 months - Adults	160	1,362	11.7%	15.4%	16.0%	16.7%
% of FP17s for the same patient ID Re-attending between 3 & 9 months - Children	472	825	57.2%	51.1%	58.8%	57.6%
% of FP17s for the same patient ID Re-attending between 3 & 9 months - Adults	699	1,362	51.3%	46.4%	51.2%	50.1%
% of FP17s for Band 1 Urgent Courses	64	2,048	3.1%	8.1%	8.0%	9.1%
% of FP17s Relating to Free Repair or Replacements	12	2,048	0.6%	0.7%	0.8%	0.8%
% of FP17s Relating to Continuations	33	2,048	1.6%	0.9%	1.2%	1.2%
% of Patients satisfied with the dentistry they have received	2	2	N/A	92.1%	92.7%	92.8%
% of Patients satisfied with the time they had to wait for an appointment	2	2	N/A	90.3%	89.1%	88.7%

* This is based on patients treated on this contract for their most recent course of treatment. Figures in italics indicate the base number of FP17s or Patient Questionnaire responses are less than 100. N/A is shown where the base number of responses is less than 10 during the period. % is calculated as Quantity/Base number*100

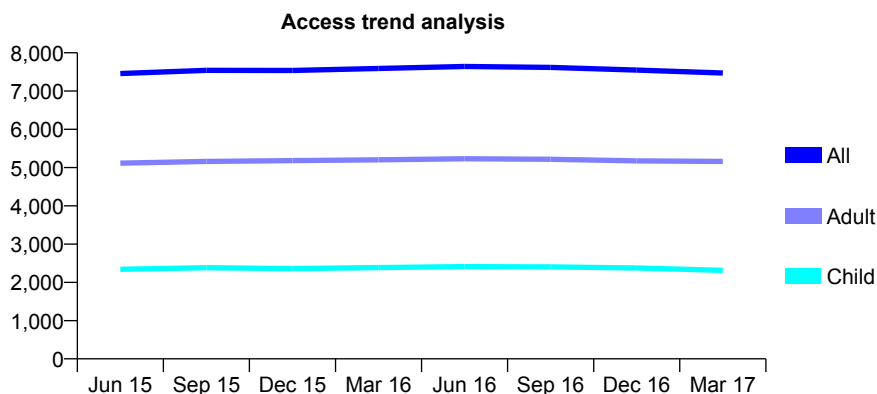
Q54 - Vital Signs At a Glance Contract Report for 770728/0001 - March 2017

Name or company name	MR TS JHEETA
Contract type name	GDS Contract
Purpose of contract	General
Contract start date	01/04/2006
Contract end date	

16/17 Contracted general activity (UDA)	20,291
Carry forward general activity (UDA)	-284
16/17 Contracted orthodontic activity (UOA)	0
Carry forward orthodontic activity (UOA)	0
Baseline contract value	£565,013.15

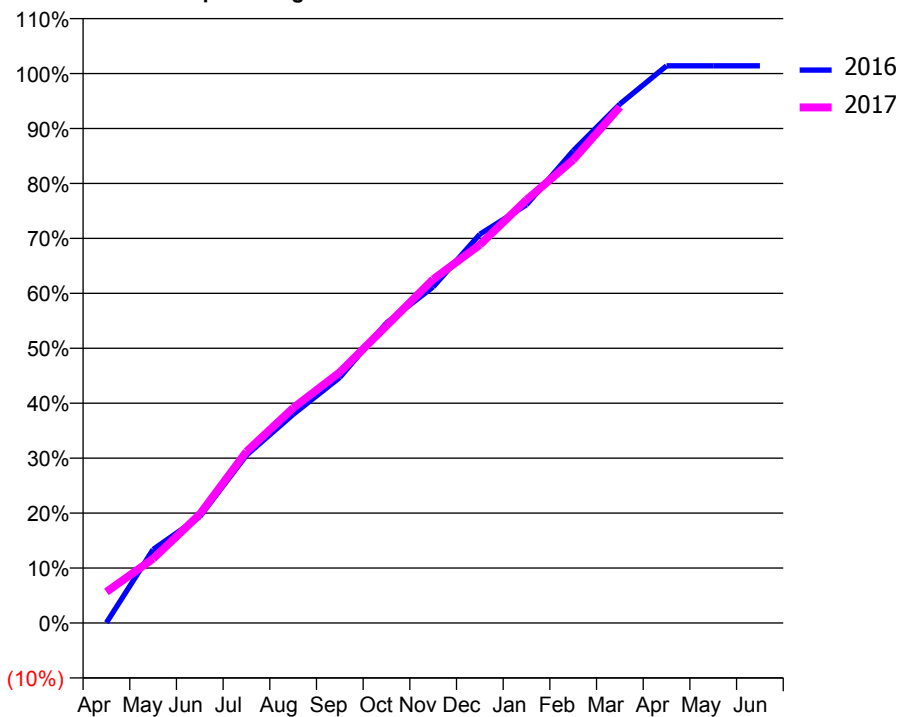
ACCESS*

Patients seen in 24 months	Total	Change since previous quarter
Quarter ending March 2016	7,589	
Quarter ending June 2016	7,641	→
Quarter ending September 2016	7,617	→
Quarter ending December 2016	7,549	→
Quarter ending March 2017	7,472	↓
Variance since March 2016	(1.5%)	↓



ACTIVITY

Cumulative percentage of contracted UDA delivered 2016 & 2017



Month	Adjusted Scheduled Activity (UDA)	
	2016	2017
April	13	1,148
May	2,714	2,376
June	3,927	4,017
July	6,197	6,331
August	7,705	7,940
September	9,068	9,262
October	11,080	10,977
November	12,409	12,693
December	14,356	13,967
January	15,445	15,625
February	17,437	17,106
March	19,163	19,058
April	20,576	
May	20,574	
June	20,575	

QUALITY

	Quantity	Base Number	Contract	AT	Region	England
% of FP17s for the same patient ID Re-attending within 3 months - Children	200	3,652	5.5%	10.0%	12.0%	12.3%
% of FP17s for the same patient ID Re-attending within 3 months - Adults	658	6,759	9.7%	15.4%	16.0%	16.7%
% of FP17s for the same patient ID Re-attending between 3 & 9 months - Children	2,314	3,652	63.4%	51.1%	58.8%	57.6%
% of FP17s for the same patient ID Re-attending between 3 & 9 months - Adults	3,933	6,759	58.2%	46.4%	51.2%	50.1%
% of FP17s for Band 1 Urgent Courses	353	8,771	4.0%	8.1%	8.0%	9.1%
% of FP17s Relating to Free Repair or Replacements	61	8,771	0.7%	0.7%	0.8%	0.8%
% of FP17s Relating to Continuations	25	8,771	0.3%	0.9%	1.2%	1.2%
% of Patients satisfied with the dentistry they have received	10	10	100.0%	92.1%	92.7%	92.8%
% of Patients satisfied with the time they had to wait for an appointment	9	10	90.0%	90.3%	89.1%	88.7%

* This is based on patients treated on this contract for their most recent course of treatment. Figures in italics indicate the base number of FP17s or Patient Questionnaire responses are less than 100. N/A is shown where the base number of responses is less than 10 during the period. % is calculated as Quantity/Base number*100

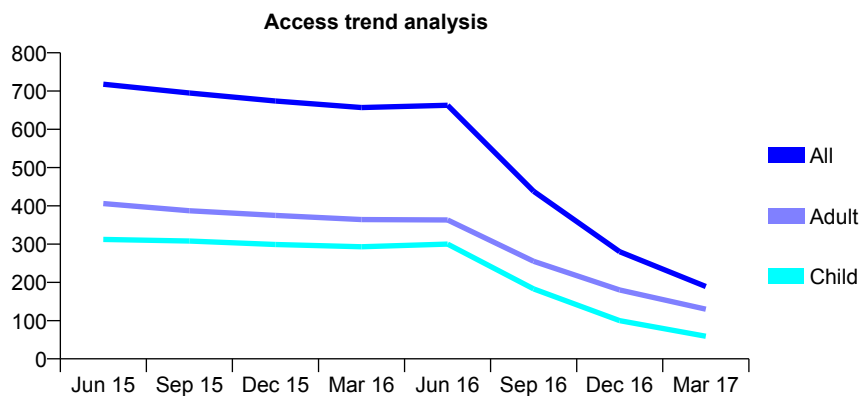
Q54 - Vital Signs At a Glance Contract Report for 774707/0001 - March 2017

Name or company name	Stuart Benson & Shoaib Hussein Merali
Contract type name	GDS Contract
Purpose of contract	General
Contract start date	01/04/2006
Contract end date	30/06/2016

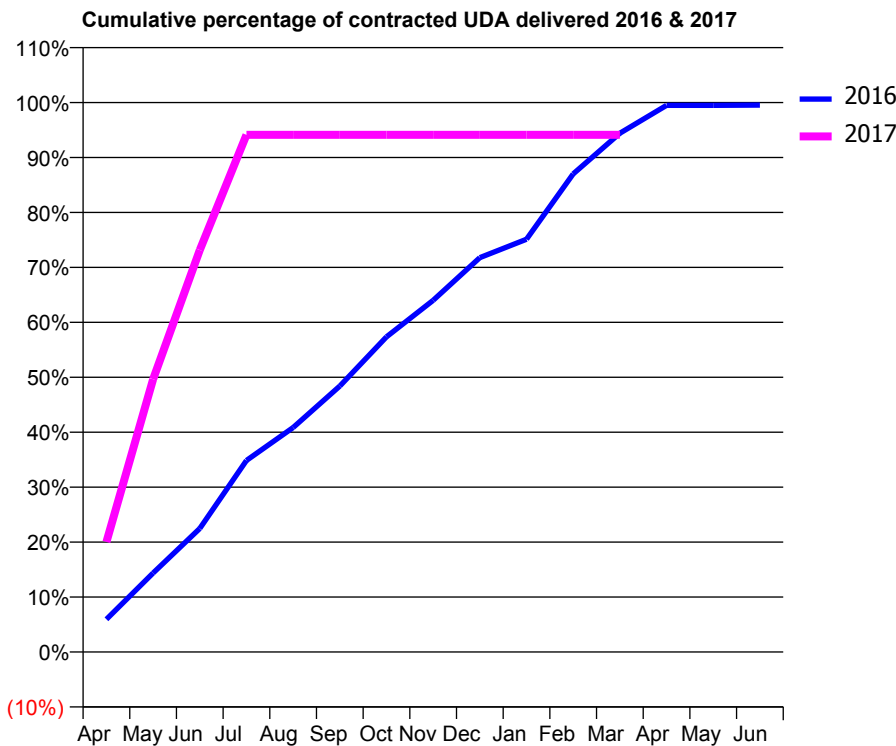
16/17 Contracted general activity (UDA)	581
Carry forward general activity (UDA)	0
16/17 Contracted orthodontic activity (UOA)	0
Carry forward orthodontic activity (UOA)	0
Baseline contract value	£13,359.48

ACCESS*

Patients seen in 24 months	Total	Change since previous quarter
Quarter ending March 2016	657	
Quarter ending June 2016	663	→
Quarter ending September 2016	438	↓
Quarter ending December 2016	280	↓
Quarter ending March 2017	189	↓
Variance since March 2016	(71.2%)	↓



ACTIVITY



Month	Adjusted Scheduled Activity (UDA)	
	2016	2017
April	138	116
May	334	288
June	522	425
July	810	547
August	949	547
September	1,124	547
October	1,332	547
November	1,487	547
December	1,667	547
January	1,745	547
February	2,021	547
March	2,193	547
April	2,311	
May	2,311	
June	2,312	

QUALITY

	Quantity	Base Number	Contract	AT	Region	England
% of FP17s for the same patient ID Re-attending within 3 months - Children	5	140	3.6%	10.0%	12.0%	12.3%
% of FP17s for the same patient ID Re-attending within 3 months - Adults	26	164	15.9%	15.4%	16.0%	16.7%
% of FP17s for the same patient ID Re-attending between 3 & 9 months - Children	81	140	57.9%	51.1%	58.8%	57.6%
% of FP17s for the same patient ID Re-attending between 3 & 9 months - Adults	84	164	51.2%	46.4%	51.2%	50.1%
% of FP17s for Band 1 Urgent Courses	14	258	5.4%	8.1%	8.0%	9.1%
% of FP17s Relating to Free Repair or Replacements	0	258	0.0%	0.7%	0.8%	0.8%
% of FP17s Relating to Continuations	1	258	0.4%	0.9%	1.2%	1.2%
% of Patients satisfied with the dentistry they have received	0	0	N/A	92.1%	92.7%	92.8%
% of Patients satisfied with the time they had to wait for an appointment	0	0	N/A	90.3%	89.1%	88.7%

* This is based on patients treated on this contract for their most recent course of treatment. Figures in italics indicate the base number of FP17s or Patient Questionnaire responses are less than 100. N/A is shown where the base number of responses is less than 10 during the period. % is calculated as Quantity/Base number*100

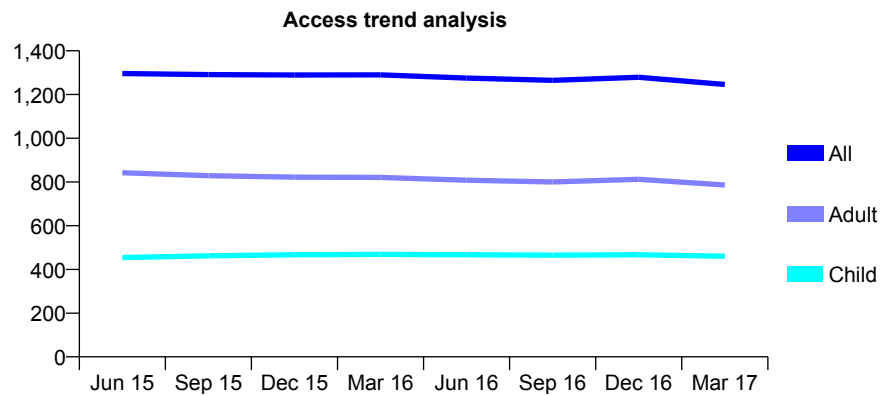
Q54 - Vital Signs At a Glance Contract Report for 776432/0001 - March 2017

Name or company name	MRS AN ARSHAD
Contract type name	GDS Contract
Purpose of contract	General
Contract start date	01/04/2006
Contract end date	

16/17 Contracted general activity (UDA)	3,806
Carry forward general activity (UDA)	-51
16/17 Contracted orthodontic activity (UOA)	0
Carry forward orthodontic activity (UOA)	0
Baseline contract value	£93,598.93

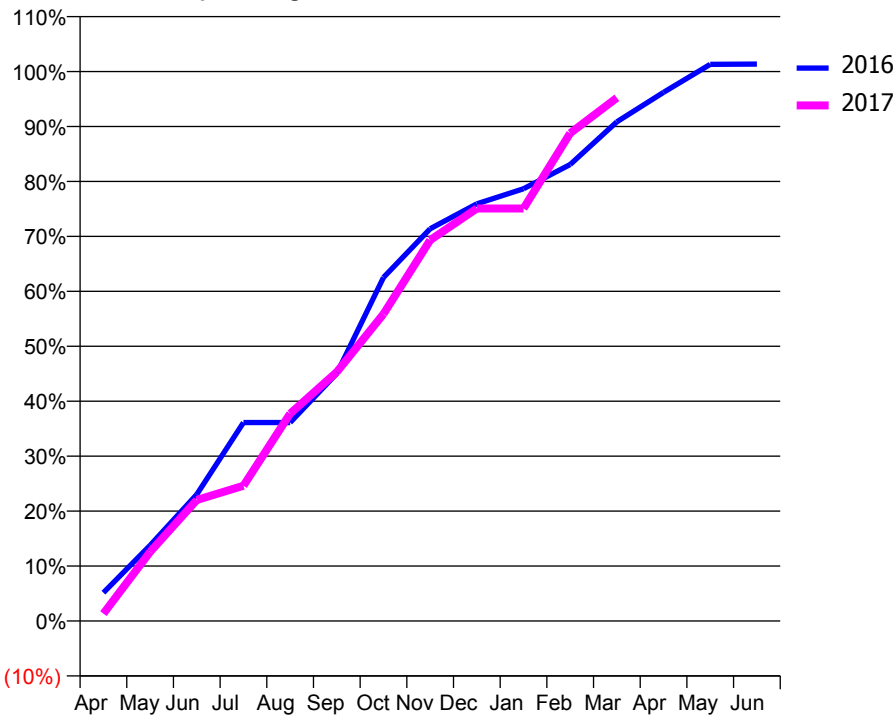
ACCESS*

Patients seen in 24 months	Total	Change since previous quarter
Quarter ending March 2016	1,290	
Quarter ending June 2016	1,275	↓
Quarter ending September 2016	1,265	→
Quarter ending December 2016	1,279	→
Quarter ending March 2017	1,246	↓
Variance since March 2016	(3.4%)	↓



ACTIVITY

Cumulative percentage of contracted UDA delivered 2016 & 2017



Month	2016	2017
April	196	51
May	524	479
June	877	838
July	1,375	937
August	1,375	1,436
September	1,715	1,725
October	2,380	2,127
November	2,717	2,638
December	2,890	2,857
January	2,994	2,857
February	3,162	3,379
March	3,457	3,623
April	3,662	
May	3,856	
June	3,857	

QUALITY

	Quantity	Base Number	Contract	AT	Region	England
% of FP17s for the same patient ID Re-attending within 3 months - Children	37	699	5.3%	10.0%	12.0%	12.3%
% of FP17s for the same patient ID Re-attending within 3 months - Adults	116	1,090	10.6%	15.4%	16.0%	16.7%
% of FP17s for the same patient ID Re-attending between 3 & 9 months - Children	385	699	55.1%	51.1%	58.8%	57.6%
% of FP17s for the same patient ID Re-attending between 3 & 9 months - Adults	601	1,090	55.1%	46.4%	51.2%	50.1%
% of FP17s for Band 1 Urgent Courses	87	1,593	5.5%	8.1%	8.0%	9.1%
% of FP17s Relating to Free Repair or Replacements	0	1,593	0.0%	0.7%	0.8%	0.8%
% of FP17s Relating to Continuations	32	1,593	2.0%	0.9%	1.2%	1.2%
% of Patients satisfied with the dentistry they have received	1	1	N/A	92.1%	92.7%	92.8%
% of Patients satisfied with the time they had to wait for an appointment	1	1	N/A	90.3%	89.1%	88.7%

* This is based on patients treated on this contract for their most recent course of treatment. Figures in italics indicate the base number of FP17s or Patient Questionnaire responses are less than 100. N/A is shown where the base number of responses is less than 10 during the period. % is calculated as Quantity/Base number*100

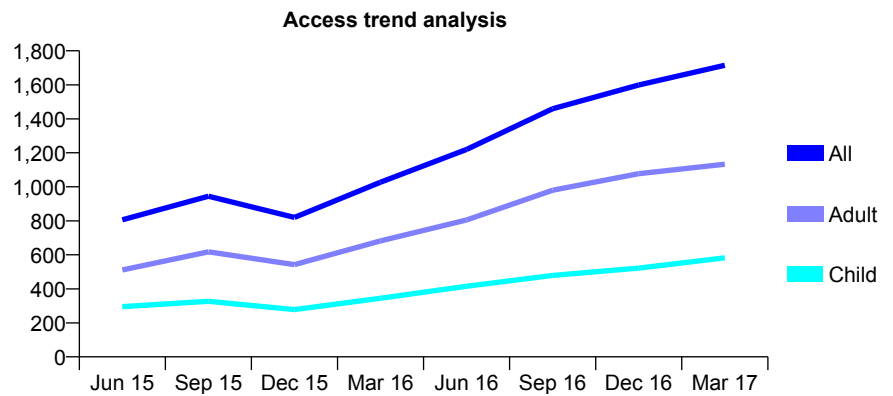
Q54 - Vital Signs At a Glance Contract Report for 786837/0003 - March 2017

Name or company name	MR WS TAM
Contract type name	GDS Contract
Purpose of contract	General
Contract start date	01/10/2014
Contract end date	

16/17 Contracted general activity (UDA)	6,500
Carry forward general activity (UDA)	127
16/17 Contracted orthodontic activity (UOA)	0
Carry forward orthodontic activity (UOA)	0
Baseline contract value	£164,735.26

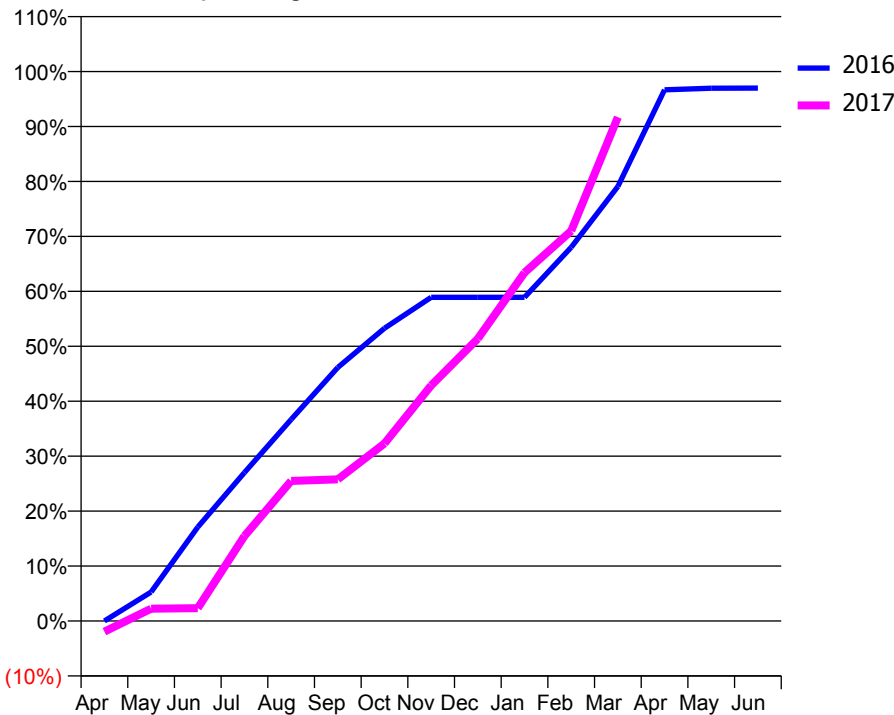
ACCESS*

Patients seen in 24 months	Total	Change since previous quarter
Quarter ending March 2016	1,027	
Quarter ending June 2016	1,220	↑
Quarter ending September 2016	1,459	↑
Quarter ending December 2016	1,599	↑
Quarter ending March 2017	1,715	↑
Variance since March 2016	67.0%	↑



ACTIVITY

Cumulative percentage of contracted UDA delivered 2016 & 2017



Month	Adjusted Scheduled Activity (UDA)	
	2016	2017
April	0	-127
May	222	147
June	718	153
July	1,136	1,005
August	1,542	1,656
September	1,941	1,676
October	2,240	2,101
November	2,477	2,786
December	2,477	3,340
January	2,477	4,122
February	2,860	4,615
March	3,325	5,960
April	4,065	
May	4,077	
June	4,078	

QUALITY

	Quantity	Base Number	Contract	AT	Region	England
% of FP17s for the same patient ID Re-attending within 3 months - Children	52	831	6.3%	10.0%	12.0%	12.3%
% of FP17s for the same patient ID Re-attending within 3 months - Adults	356	1,699	21.0%	15.4%	16.0%	16.7%
% of FP17s for the same patient ID Re-attending between 3 & 9 months - Children	308	831	37.1%	51.1%	58.8%	57.6%
% of FP17s for the same patient ID Re-attending between 3 & 9 months - Adults	487	1,699	28.7%	46.4%	51.2%	50.1%
% of FP17s for Band 1 Urgent Courses	401	2,247	17.8%	8.1%	8.0%	9.1%
% of FP17s Relating to Free Repair or Replacements	40	2,247	1.8%	0.7%	0.8%	0.8%
% of FP17s Relating to Continuations	10	2,247	0.4%	0.9%	1.2%	1.2%
% of Patients satisfied with the dentistry they have received	2	2	N/A	92.1%	92.7%	92.8%
% of Patients satisfied with the time they had to wait for an appointment	2	2	N/A	90.3%	89.1%	88.7%

* This is based on patients treated on this contract for their most recent course of treatment. Figures in italics indicate the base number of FP17s or Patient Questionnaire responses are less than 100. N/A is shown where the base number of responses is less than 10 during the period. % is calculated as Quantity/Base number*100

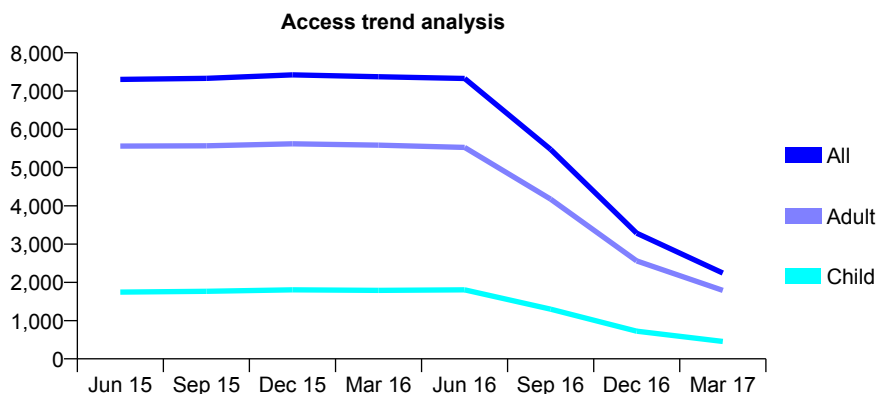
Q54 - Vital Signs At a Glance Contract Report for 794945/0001 - March 2017

Name or company name	MR GREGORY & MRS DEBORAH MORSE
Contract type name	GDS Contract
Purpose of contract	General
Contract start date	01/04/2006
Contract end date	30/06/2016

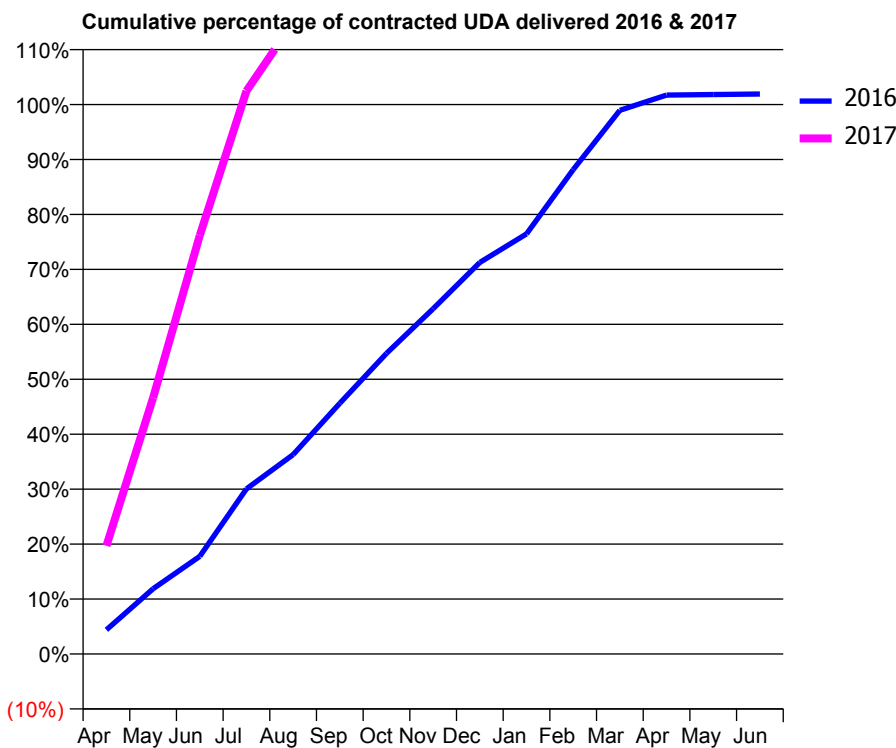
16/17 Contracted general activity (UDA)	5,791
Carry forward general activity (UDA)	0
16/17 Contracted orthodontic activity (UOA)	0
Carry forward orthodontic activity (UOA)	0
Baseline contract value	£156,884.42

ACCESS*

Patients seen in 24 months	Total	Change since previous quarter
Quarter ending March 2016	7,375	
Quarter ending June 2016	7,330	→
Quarter ending September 2016	5,473	↓
Quarter ending December 2016	3,284	↓
Quarter ending March 2017	2,243	↓
Variance since March 2016	(69.6%)	↓



ACTIVITY



Month	Adjusted Scheduled Activity (UDA)	
	2016	2017
April	1,020	1,141
May	2,750	2,700
June	4,117	4,412
July	6,960	5,934
August	8,409	6,655
September	10,573	7,042
October	12,675	7,287
November	14,554	7,372
December	16,509	7,394
January	17,707	7,395
February	20,420	7,410
March	22,918	7,395
April	23,563	
May	23,582	
June	23,606	

QUALITY

	Quantity	Base Number	Contract	AT	Region	England
% of FP17s for the same patient ID Re-attending within 3 months - Children	44	725	6.1%	10.0%	12.0%	12.3%
% of FP17s for the same patient ID Re-attending within 3 months - Adults	360	2,516	14.3%	15.4%	16.0%	16.7%
% of FP17s for the same patient ID Re-attending between 3 & 9 months - Children	426	725	58.8%	51.1%	58.8%	57.6%
% of FP17s for the same patient ID Re-attending between 3 & 9 months - Adults	1,448	2,516	57.6%	46.4%	51.2%	50.1%
% of FP17s for Band 1 Urgent Courses	98	2,926	3.3%	8.1%	8.0%	9.1%
% of FP17s Relating to Free Repair or Replacements	24	2,926	0.8%	0.7%	0.8%	0.8%
% of FP17s Relating to Continuations	74	2,926	2.5%	0.9%	1.2%	1.2%
% of Patients satisfied with the dentistry they have received	7	7	N/A	92.1%	92.7%	92.8%
% of Patients satisfied with the time they had to wait for an appointment	7	7	N/A	90.3%	89.1%	88.7%

* This is based on patients treated on this contract for their most recent course of treatment. Figures in italics indicate the base number of FP17s or Patient Questionnaire responses are less than 100. N/A is shown where the base number of responses is less than 10 during the period. % is calculated as Quantity/Base number*100

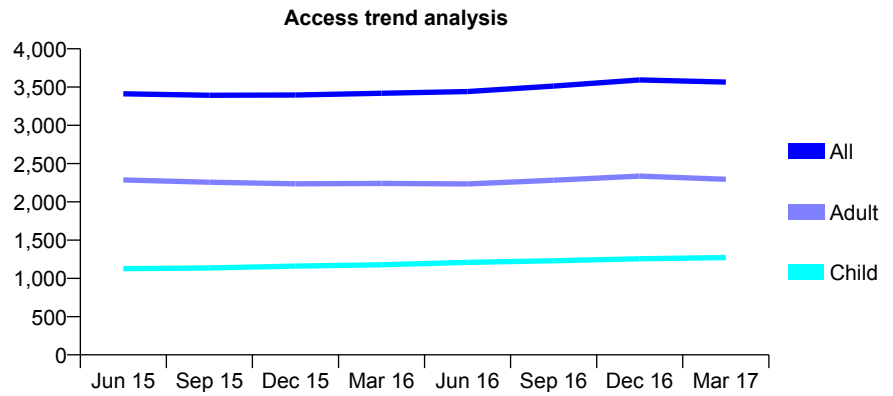
Q54 - Vital Signs At a Glance Contract Report for 804274/0001 - March 2017

Name or company name	MR MC REECE
Contract type name	GDS Contract
Purpose of contract	General
Contract start date	01/04/2006
Contract end date	

16/17 Contracted general activity (UDA)	8,745
Carry forward general activity (UDA)	-129
16/17 Contracted orthodontic activity (UOA)	0
Carry forward orthodontic activity (UOA)	0
Baseline contract value	£188,476.38

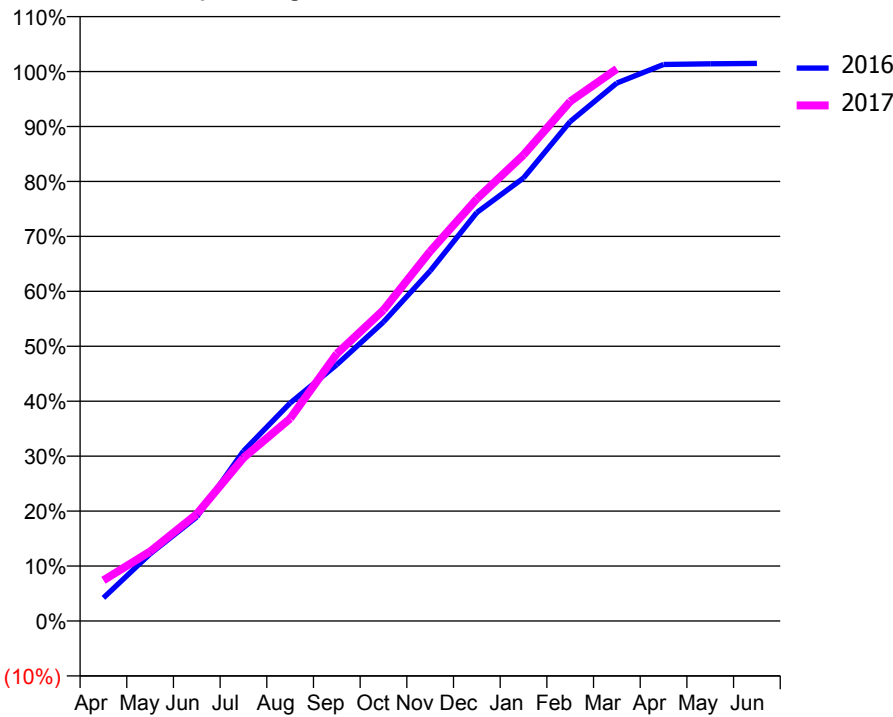
ACCESS*

Patients seen in 24 months	Total	Change since previous quarter
Quarter ending March 2016	3,418	
Quarter ending June 2016	3,441	→
Quarter ending September 2016	3,513	↑
Quarter ending December 2016	3,593	↑
Quarter ending March 2017	3,566	→
Variance since March 2016	4.3%	↑



ACTIVITY

Cumulative percentage of contracted UDA delivered 2016 & 2017



Month	Adjusted Scheduled Activity (UDA)	
	2016	2017
April	368	649
May	1,069	1,106
June	1,656	1,703
July	2,705	2,595
August	3,469	3,222
September	4,079	4,254
October	4,759	4,949
November	5,571	5,884
December	6,502	6,717
January	7,050	7,418
February	7,948	8,269
March	8,561	8,787
April	8,857	
May	8,867	
June	8,874	

QUALITY

	Quantity	Base Number	Contract	AT	Region	England
% of FP17s for the same patient ID Re-attending within 3 months - Children	110	1,907	5.8%	10.0%	12.0%	12.3%
% of FP17s for the same patient ID Re-attending within 3 months - Adults	421	3,297	12.8%	15.4%	16.0%	16.7%
% of FP17s for the same patient ID Re-attending between 3 & 9 months - Children	1,206	1,907	63.2%	51.1%	58.8%	57.6%
% of FP17s for the same patient ID Re-attending between 3 & 9 months - Adults	2,041	3,297	61.9%	46.4%	51.2%	50.1%
% of FP17s for Band 1 Urgent Courses	276	5,024	5.5%	8.1%	8.0%	9.1%
% of FP17s Relating to Free Repair or Replacements	61	5,024	1.2%	0.7%	0.8%	0.8%
% of FP17s Relating to Continuations	21	5,024	0.4%	0.9%	1.2%	1.2%
% of Patients satisfied with the dentistry they have received	5	5	N/A	92.1%	92.7%	92.8%
% of Patients satisfied with the time they had to wait for an appointment	5	5	N/A	90.3%	89.1%	88.7%

* This is based on patients treated on this contract for their most recent course of treatment. Figures in italics indicate the base number of FP17s or Patient Questionnaire responses are less than 100. N/A is shown where the base number of responses is less than 10 during the period. % is calculated as Quantity/Base number*100

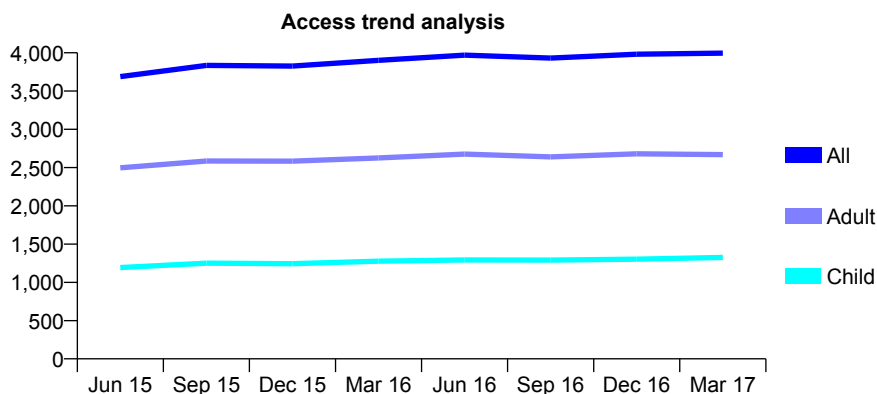
Q54 - Vital Signs At a Glance Contract Report for 804886/0001 - March 2017

Name or company name	MR K HASHEMI
Contract type name	GDS Contract
Purpose of contract	General
Contract start date	01/04/2006
Contract end date	

16/17 Contracted general activity (UDA)	11,696
Carry forward general activity (UDA)	328
16/17 Contracted orthodontic activity (UOA)	0
Carry forward orthodontic activity (UOA)	0
Baseline contract value	£317,902.33

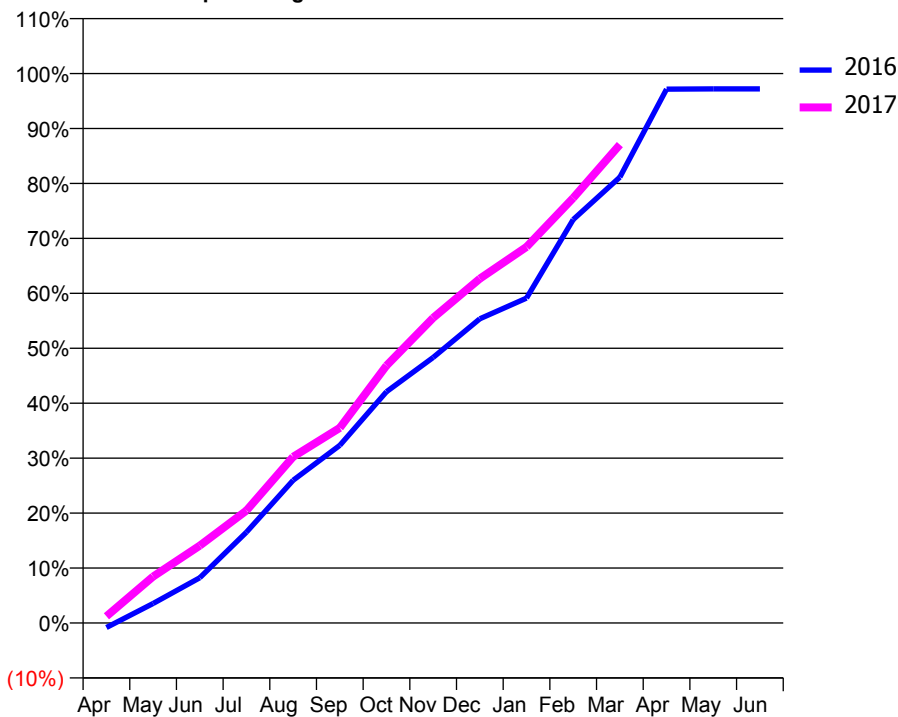
ACCESS*

Patients seen in 24 months	Total	Change since previous quarter
Quarter ending March 2016	3,901	
Quarter ending June 2016	3,970	→
Quarter ending September 2016	3,931	→
Quarter ending December 2016	3,982	→
Quarter ending March 2017	3,995	→
Variance since March 2016	2.4%	↑



ACTIVITY

Cumulative percentage of contracted UDA delivered 2016 & 2017



Month	Adjusted Scheduled Activity (UDA)	
	2016	2017
April	-99	143
May	417	990
June	964	1,647
July	1,934	2,394
August	3,038	3,538
September	3,782	4,154
October	4,922	5,481
November	5,653	6,495
December	6,475	7,328
January	6,914	8,005
February	8,586	9,046
March	9,490	10,183
April	11,364	
May	11,368	
June	11,368	

QUALITY

	Quantity	Base Number	Contract	AT	Region	England
% of FP17s for the same patient ID Re-attending within 3 months - Children	97	1,435	6.8%	10.0%	12.0%	12.3%
% of FP17s for the same patient ID Re-attending within 3 months - Adults	620	3,142	19.7%	15.4%	16.0%	16.7%
% of FP17s for the same patient ID Re-attending between 3 & 9 months - Children	475	1,435	33.1%	51.1%	58.8%	57.6%
% of FP17s for the same patient ID Re-attending between 3 & 9 months - Adults	1,074	3,142	34.2%	46.4%	51.2%	50.1%
% of FP17s for Band 1 Urgent Courses	386	3,513	11.0%	8.1%	8.0%	9.1%
% of FP17s Relating to Free Repair or Replacements	15	3,513	0.4%	0.7%	0.8%	0.8%
% of FP17s Relating to Continuations	92	3,513	2.6%	0.9%	1.2%	1.2%
% of Patients satisfied with the dentistry they have received	2	3	N/A	92.1%	92.7%	92.8%
% of Patients satisfied with the time they had to wait for an appointment	3	3	N/A	90.3%	89.1%	88.7%

* This is based on patients treated on this contract for their most recent course of treatment. Figures in italics indicate the base number of FP17s or Patient Questionnaire responses are less than 100. N/A is shown where the base number of responses is less than 10 during the period. % is calculated as Quantity/Base number*100

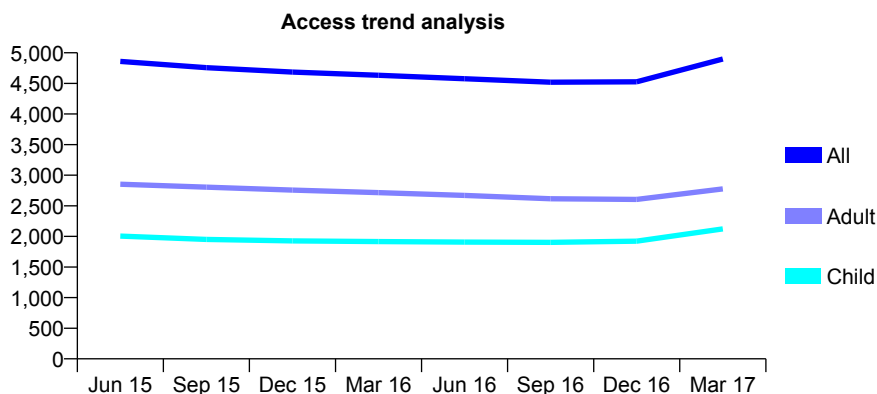
Q54 - Vital Signs At a Glance Contract Report for 804886/0002 - March 2017

Name or company name	MR K HASHEMI
Contract type name	GDS Contract
Purpose of contract	General
Contract start date	01/04/2006
Contract end date	

16/17 Contracted general activity (UDA)	18,497
Carry forward general activity (UDA)	-16
16/17 Contracted orthodontic activity (UOA)	0
Carry forward orthodontic activity (UOA)	0
Baseline contract value	£472,472.01

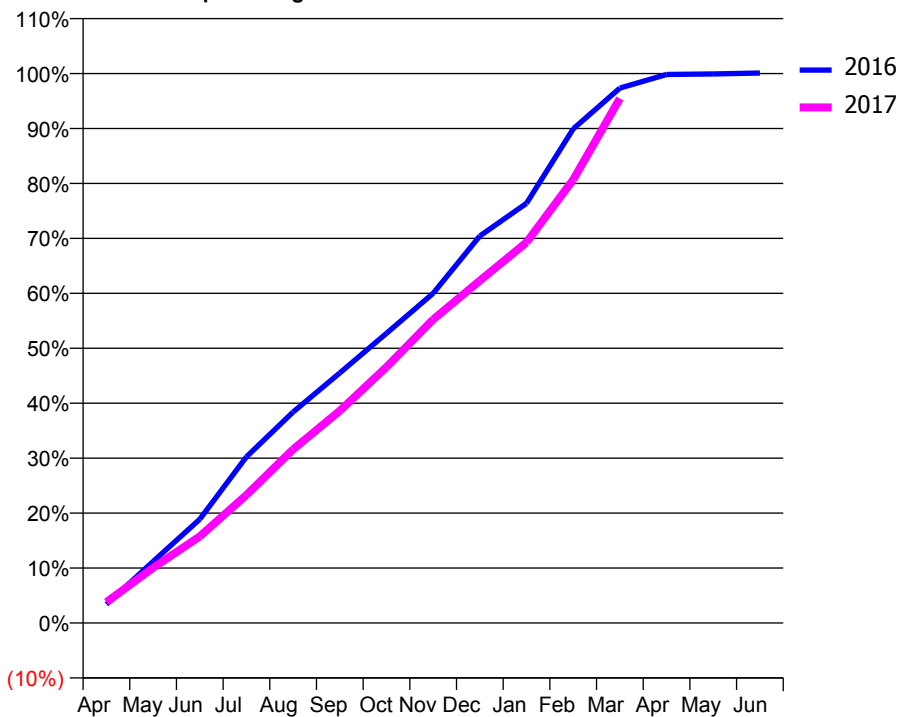
ACCESS*

Patients seen in 24 months	Total	Change since previous quarter
Quarter ending March 2016	4,633	
Quarter ending June 2016	4,576	↓
Quarter ending September 2016	4,519	↓
Quarter ending December 2016	4,526	→
Quarter ending March 2017	4,899	↑
Variance since March 2016	5.7%	↑



ACTIVITY

Cumulative percentage of contracted UDA delivered 2016 & 2017



Month	Adjusted Scheduled Activity (UDA)	
	2016	2017
April	631	703
May	2,070	1,859
June	3,493	2,914
July	5,593	4,311
August	7,101	5,848
September	8,417	7,145
October	9,752	8,618
November	11,098	10,220
December	13,030	11,523
January	14,128	12,812
February	16,635	14,920
March	18,004	17,657
April	18,463	
May	18,480	
June	18,513	

QUALITY

	Quantity	Base Number	Contract	AT	Region	England
% of FP17s for the same patient ID Re-attending within 3 months - Children	193	2,726	7.1%	10.0%	12.0%	12.3%
% of FP17s for the same patient ID Re-attending within 3 months - Adults	579	3,381	17.1%	15.4%	16.0%	16.7%
% of FP17s for the same patient ID Re-attending between 3 & 9 months - Children	1,289	2,726	47.3%	51.1%	58.8%	57.6%
% of FP17s for the same patient ID Re-attending between 3 & 9 months - Adults	1,392	3,381	41.2%	46.4%	51.2%	50.1%
% of FP17s for Band 1 Urgent Courses	666	5,927	11.2%	8.1%	8.0%	9.1%
% of FP17s Relating to Free Repair or Replacements	14	5,927	0.2%	0.7%	0.8%	0.8%
% of FP17s Relating to Continuations	70	5,927	1.2%	0.9%	1.2%	1.2%
% of Patients satisfied with the dentistry they have received	1	1	N/A	92.1%	92.7%	92.8%
% of Patients satisfied with the time they had to wait for an appointment	1	1	N/A	90.3%	89.1%	88.7%

* This is based on patients treated on this contract for their most recent course of treatment. Figures in italics indicate the base number of FP17s or Patient Questionnaire responses are less than 100. N/A is shown where the base number of responses is less than 10 during the period. % is calculated as Quantity/Base number*100

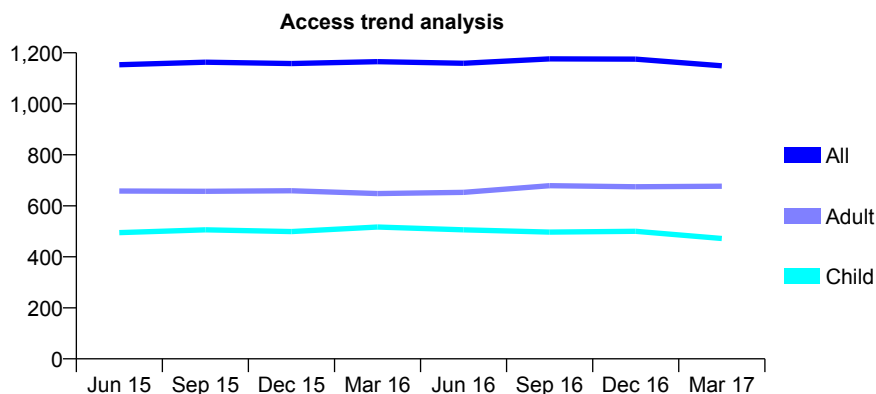
Q54 - Vital Signs At a Glance Contract Report for 812714/0001 - March 2017

Name or company name	MR A KOTADIA
Contract type name	GDS Contract
Purpose of contract	General
Contract start date	01/04/2006
Contract end date	

16/17 Contracted general activity (UDA)	2,151
Carry forward general activity (UDA)	0
16/17 Contracted orthodontic activity (UOA)	0
Carry forward orthodontic activity (UOA)	0
Baseline contract value	£60,076.89

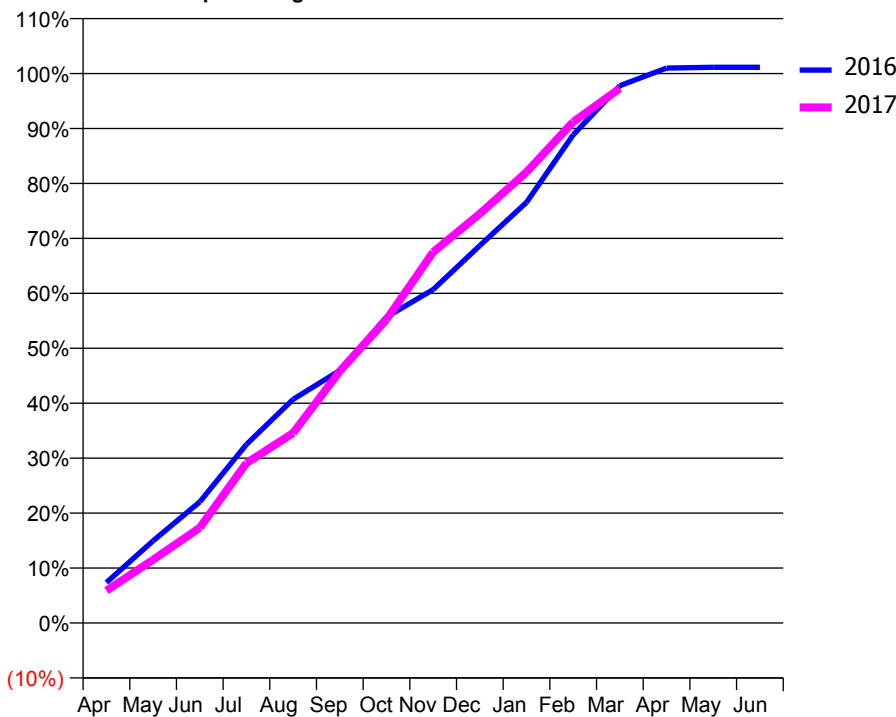
ACCESS*

Patients seen in 24 months	Total	Change since previous quarter
Quarter ending March 2016	1,165	
Quarter ending June 2016	1,159	→
Quarter ending September 2016	1,176	→
Quarter ending December 2016	1,175	→
Quarter ending March 2017	1,149	↓
Variance since March 2016	(1.4%)	↓



ACTIVITY

Cumulative percentage of contracted UDA delivered 2016 & 2017



Month	Adjusted Scheduled Activity (UDA)	
	2016	2017
April	158	126
May	322	248
June	474	373
July	699	626
August	875	744
September	988	986
October	1,198	1,188
November	1,305	1,452
December	1,478	1,602
January	1,647	1,765
February	1,911	1,961
March	2,103	2,093
April	2,172	
May	2,175	
June	2,175	

QUALITY

	Quantity	Base Number	Contract	AT	Region	England
% of FP17s for the same patient ID Re-attending within 3 months - Children	26	578	4.5%	10.0%	12.0%	12.3%
% of FP17s for the same patient ID Re-attending within 3 months - Adults	47	682	6.9%	15.4%	16.0%	16.7%
% of FP17s for the same patient ID Re-attending between 3 & 9 months - Children	130	578	22.5%	51.1%	58.8%	57.6%
% of FP17s for the same patient ID Re-attending between 3 & 9 months - Adults	242	682	35.5%	46.4%	51.2%	50.1%
% of FP17s for Band 1 Urgent Courses	55	1,215	4.5%	8.1%	8.0%	9.1%
% of FP17s Relating to Free Repair or Replacements	0	1,215	0.0%	0.7%	0.8%	0.8%
% of FP17s Relating to Continuations	3	1,215	0.2%	0.9%	1.2%	1.2%
% of Patients satisfied with the dentistry they have received	0	0	N/A	92.1%	92.7%	92.8%
% of Patients satisfied with the time they had to wait for an appointment	0	0	N/A	90.3%	89.1%	88.7%

* This is based on patients treated on this contract for their most recent course of treatment. Figures in italics indicate the base number of FP17s or Patient Questionnaire responses are less than 100. N/A is shown where the base number of responses is less than 10 during the period. % is calculated as Quantity/Base number*100

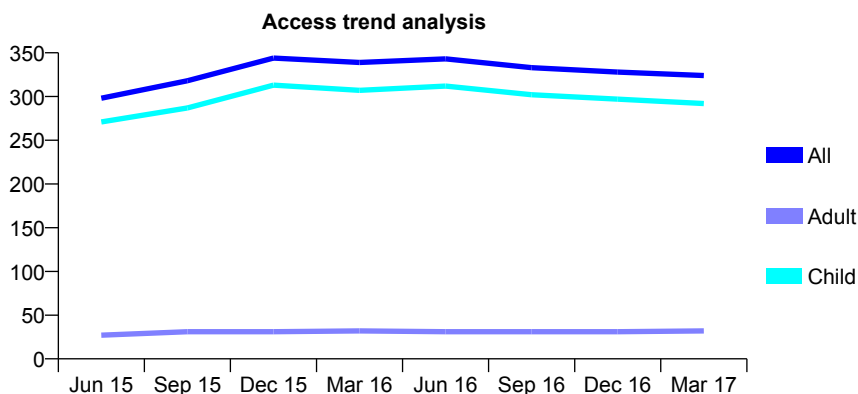
Q54 - Vital Signs At a Glance Contract Report for 813567/0001 - March 2017

Name or company name	MR MP SKALKA
Contract type name	GDS Contract
Purpose of contract	General
Contract start date	01/04/2006
Contract end date	

16/17 Contracted general activity (UDA)	665
Carry forward general activity (UDA)	-13
16/17 Contracted orthodontic activity (UOA)	0
Carry forward orthodontic activity (UOA)	0
Baseline contract value	£18,444.90

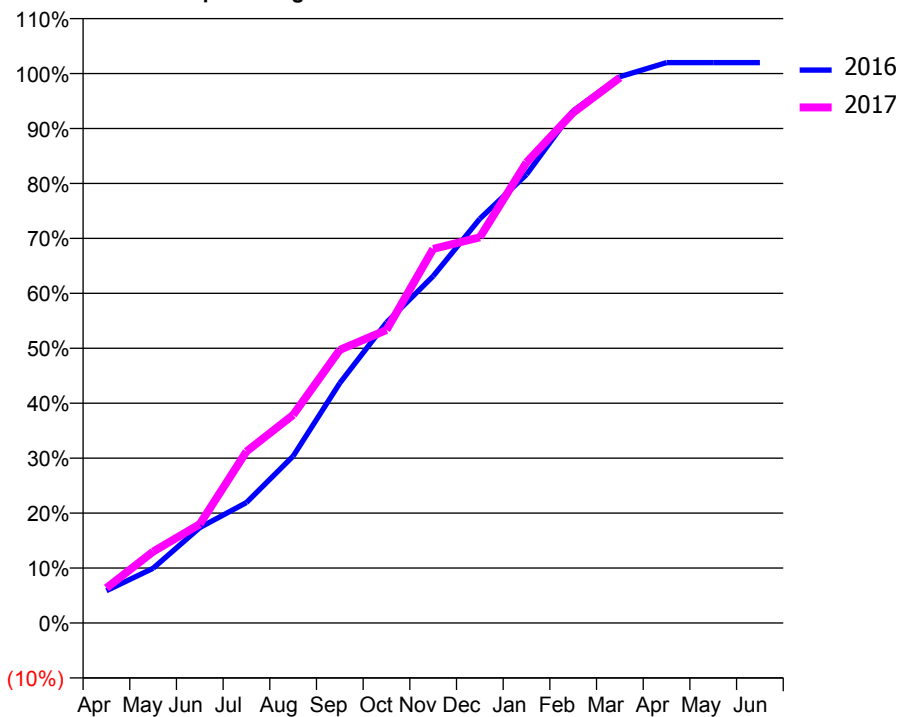
ACCESS*

Patients seen in 24 months	Total	Change since previous quarter
Quarter ending March 2016	339	
Quarter ending June 2016	343	→
Quarter ending September 2016	333	↓
Quarter ending December 2016	328	↓
Quarter ending March 2017	324	↓
Variance since March 2016	(4.4%)	↓



ACTIVITY

Cumulative percentage of contracted UDA delivered 2016 & 2017



Month	Adjusted Scheduled Activity (UDA)	
	2016	2017
April	39	42
May	66	86
June	115	120
July	146	208
August	202	252
September	290	331
October	364	355
November	420	453
December	489	467
January	543	557
February	620	618
March	661	660
April	678	
May	678	
June	678	

QUALITY

	Quantity	Base Number	Contract	AT	Region	England
% of FP17s for the same patient ID Re-attending within 3 months - Children	27	462	5.8%	10.0%	12.0%	12.3%
% of FP17s for the same patient ID Re-attending within 3 months - Adults	0	0	N/A	15.4%	16.0%	16.7%
% of FP17s for the same patient ID Re-attending between 3 & 9 months - Children	280	462	60.6%	51.1%	58.8%	57.6%
% of FP17s for the same patient ID Re-attending between 3 & 9 months - Adults	0	0	N/A	46.4%	51.2%	50.1%
% of FP17s for Band 1 Urgent Courses	15	445	3.4%	8.1%	8.0%	9.1%
% of FP17s Relating to Free Repair or Replacements	0	445	0.0%	0.7%	0.8%	0.8%
% of FP17s Relating to Continuations	0	445	0.0%	0.9%	1.2%	1.2%
% of Patients satisfied with the dentistry they have received	1	1	N/A	92.1%	92.7%	92.8%
% of Patients satisfied with the time they had to wait for an appointment	1	1	N/A	90.3%	89.1%	88.7%

* This is based on patients treated on this contract for their most recent course of treatment. Figures in italics indicate the base number of FP17s or Patient Questionnaire responses are less than 100. N/A is shown where the base number of responses is less than 10 during the period. % is calculated as Quantity/Base number*100

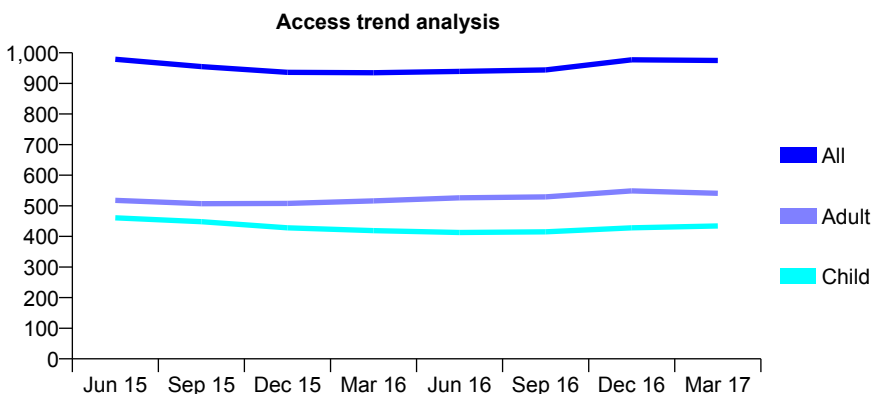
Q54 - Vital Signs At a Glance Contract Report for 813575/0001 - March 2017

Name or company name	MR AJ LUCKHURST
Contract type name	GDS Contract
Purpose of contract	General
Contract start date	01/04/2006
Contract end date	

16/17 Contracted general activity (UDA)	2,298
Carry forward general activity (UDA)	-4
16/17 Contracted orthodontic activity (UOA)	0
Carry forward orthodontic activity (UOA)	0
Baseline contract value	£53,755.37

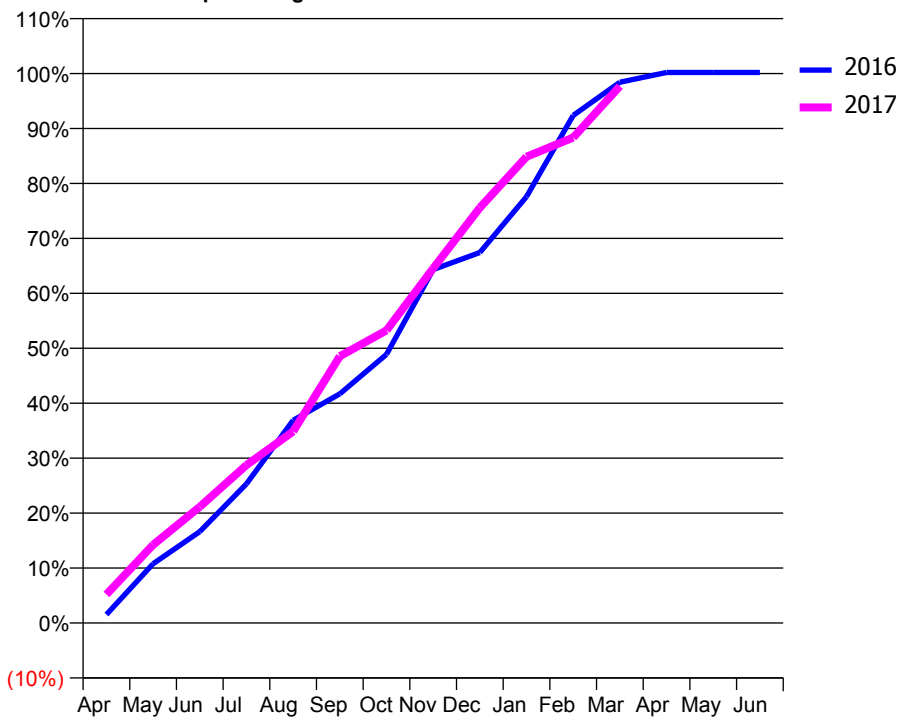
ACCESS*

Patients seen in 24 months	Total	Change since previous quarter
Quarter ending March 2016	935	
Quarter ending June 2016	939	→
Quarter ending September 2016	944	→
Quarter ending December 2016	977	↑
Quarter ending March 2017	975	→
Variance since March 2016	4.3%	↑



ACTIVITY

Cumulative percentage of contracted UDA delivered 2016 & 2017



Month	Adjusted Scheduled Activity (UDA)	
	2016	2017
April	36	120
May	248	327
June	382	486
July	582	661
August	848	801
September	958	1,116
October	1,123	1,224
November	1,478	1,483
December	1,549	1,737
January	1,783	1,950
February	2,123	2,030
March	2,262	2,245
April	2,302	
May	2,302	
June	2,302	

QUALITY

	Quantity	Base Number	Contract	AT	Region	England
% of FP17s for the same patient ID Re-attending within 3 months - Children	33	647	5.1%	10.0%	12.0%	12.3%
% of FP17s for the same patient ID Re-attending within 3 months - Adults	100	660	15.2%	15.4%	16.0%	16.7%
% of FP17s for the same patient ID Re-attending between 3 & 9 months - Children	379	647	58.6%	51.1%	58.8%	57.6%
% of FP17s for the same patient ID Re-attending between 3 & 9 months - Adults	320	660	48.5%	46.4%	51.2%	50.1%
% of FP17s for Band 1 Urgent Courses	68	1,288	5.3%	8.1%	8.0%	9.1%
% of FP17s Relating to Free Repair or Replacements	4	1,288	0.3%	0.7%	0.8%	0.8%
% of FP17s Relating to Continuations	17	1,288	1.3%	0.9%	1.2%	1.2%
% of Patients satisfied with the dentistry they have received	3	3	N/A	92.1%	92.7%	92.8%
% of Patients satisfied with the time they had to wait for an appointment	3	3	N/A	90.3%	89.1%	88.7%

* This is based on patients treated on this contract for their most recent course of treatment. Figures in italics indicate the base number of FP17s or Patient Questionnaire responses are less than 100. N/A is shown where the base number of responses is less than 10 during the period. % is calculated as Quantity/Base number*100

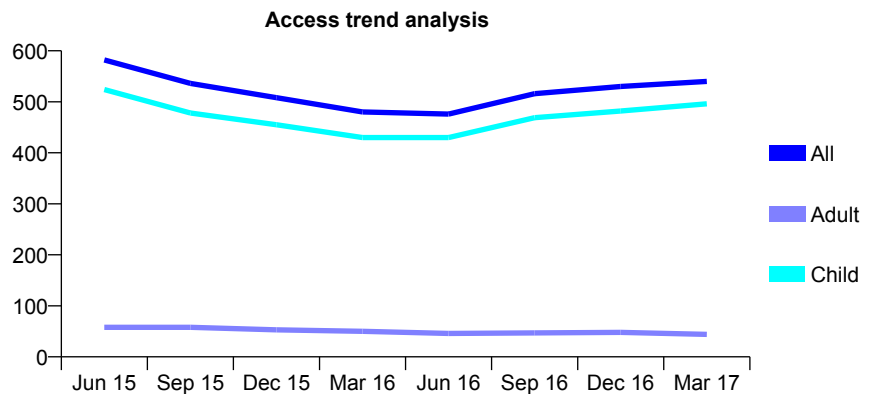
Q54 - Vital Signs At a Glance Contract Report for 815365/0001 - March 2017

Name or company name	MR JW NEWLAND
Contract type name	GDS Contract
Purpose of contract	General
Contract start date	01/04/2006
Contract end date	

16/17 Contracted general activity (UDA)	1,200
Carry forward general activity (UDA)	0
16/17 Contracted orthodontic activity (UOA)	0
Carry forward orthodontic activity (UOA)	0
Baseline contract value	£28,988.66

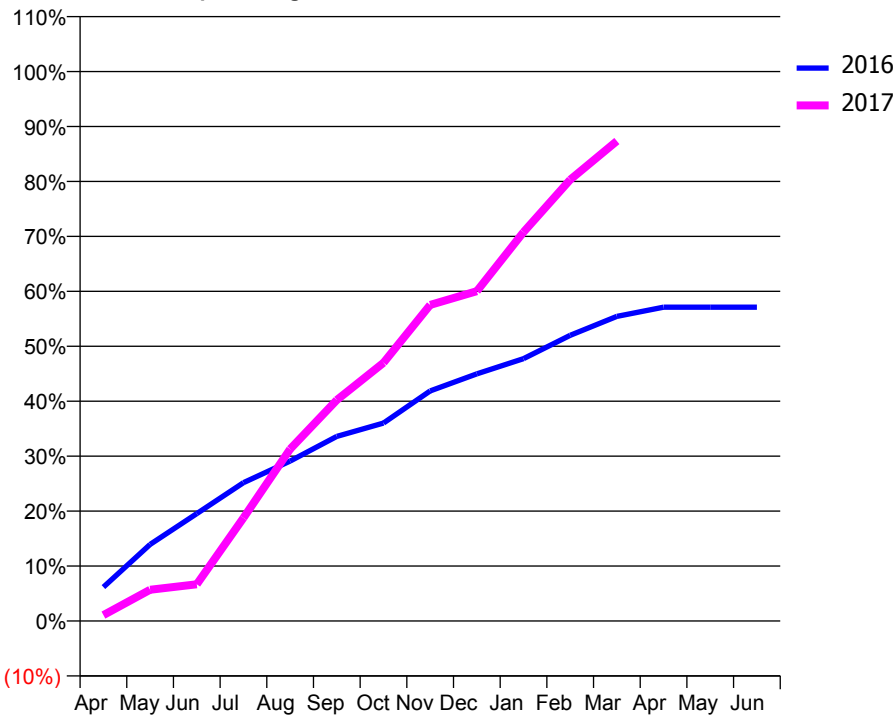
ACCESS*

Patients seen in 24 months	Total	Change since previous quarter
Quarter ending March 2016	480	
Quarter ending June 2016	476	→
Quarter ending September 2016	516	↑
Quarter ending December 2016	530	↑
Quarter ending March 2017	540	→
Variance since March 2016	12.5%	↑



ACTIVITY

Cumulative percentage of contracted UDA delivered 2016 & 2017



Month	Adjusted Scheduled Activity (UDA)	
	2016	2017
April	74	13
May	167	68
June	235	80
July	302	225
August	349	376
September	403	483
October	432	564
November	502	690
December	540	720
January	573	849
February	624	964
March	665	1,048
April	685	
May	685	
June	685	

QUALITY

	Quantity	Base Number	Contract	AT	Region	England
% of FP17s for the same patient ID Re-attending within 3 months - Children	56	838	6.7%	10.0%	12.0%	12.3%
% of FP17s for the same patient ID Re-attending within 3 months - Adults	0	0	N/A	15.4%	16.0%	16.7%
% of FP17s for the same patient ID Re-attending between 3 & 9 months - Children	352	838	42.0%	51.1%	58.8%	57.6%
% of FP17s for the same patient ID Re-attending between 3 & 9 months - Adults	0	0	N/A	46.4%	51.2%	50.1%
% of FP17s for Band 1 Urgent Courses	31	718	4.3%	8.1%	8.0%	9.1%
% of FP17s Relating to Free Repair or Replacements	0	718	0.0%	0.7%	0.8%	0.8%
% of FP17s Relating to Continuations	0	718	0.0%	0.9%	1.2%	1.2%
% of Patients satisfied with the dentistry they have received	1	1	N/A	92.1%	92.7%	92.8%
% of Patients satisfied with the time they had to wait for an appointment	1	1	N/A	90.3%	89.1%	88.7%

* This is based on patients treated on this contract for their most recent course of treatment. Figures in italics indicate the base number of FP17s or Patient Questionnaire responses are less than 100. N/A is shown where the base number of responses is less than 10 during the period. % is calculated as Quantity/Base number*100

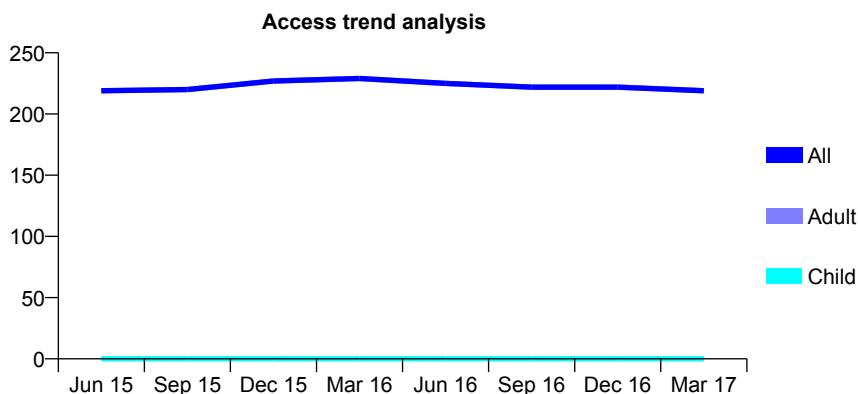
Q54 - Vital Signs At a Glance Contract Report for 820822/0002 - March 2017

Name or company name	MR GJ ALLEN
Contract type name	GDS Contract
Purpose of contract	General
Contract start date	01/04/2006
Contract end date	

16/17 Contracted general activity (UDA)	700
Carry forward general activity (UDA)	-10
16/17 Contracted orthodontic activity (UOA)	0
Carry forward orthodontic activity (UOA)	0
Baseline contract value	£18,208.18

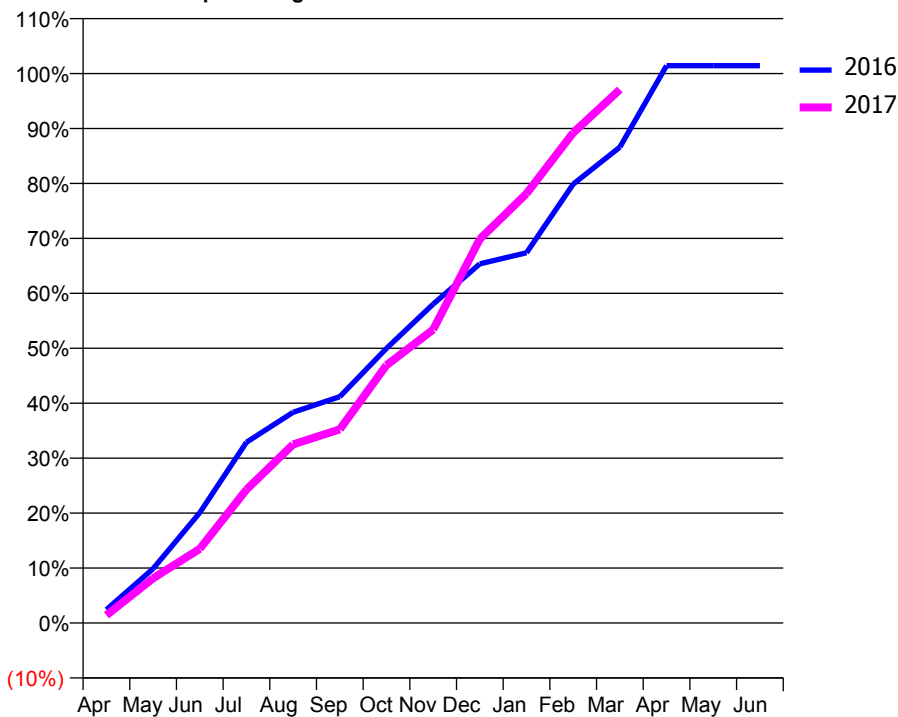
ACCESS*

Patients seen in 24 months	Total	Change since previous quarter
Quarter ending March 2016	229	
Quarter ending June 2016	225	↓
Quarter ending September 2016	222	↓
Quarter ending December 2016	222	→
Quarter ending March 2017	219	↓
Variance since March 2016	(4.4%)	↓



ACTIVITY

Cumulative percentage of contracted UDA delivered 2016 & 2017



QUALITY

	Quantity	Base Number	Contract	AT	Region	England
% of FP17s for the same patient ID Re-attending within 3 months - Children	0	0	N/A	10.0%	12.0%	12.3%
% of FP17s for the same patient ID Re-attending within 3 months - Adults	53	326	16.3%	15.4%	16.0%	16.7%
% of FP17s for the same patient ID Re-attending between 3 & 9 months - Children	0	0	N/A	51.1%	58.8%	57.6%
% of FP17s for the same patient ID Re-attending between 3 & 9 months - Adults	168	326	51.5%	46.4%	51.2%	50.1%
% of FP17s for Band 1 Urgent Courses	38	300	12.7%	8.1%	8.0%	9.1%
% of FP17s Relating to Free Repair or Replacements	5	300	1.7%	0.7%	0.8%	0.8%
% of FP17s Relating to Continuations	7	300	2.3%	0.9%	1.2%	1.2%
% of Patients satisfied with the dentistry they have received	0	0	N/A	92.1%	92.7%	92.8%
% of Patients satisfied with the time they had to wait for an appointment	0	0	N/A	90.3%	89.1%	88.7%

* This is based on patients treated on this contract for their most recent course of treatment. Figures in italics indicate the base number of FP17s or Patient Questionnaire responses are less than 100. N/A is shown where the base number of responses is less than 10 during the period. % is calculated as Quantity/Base number*100

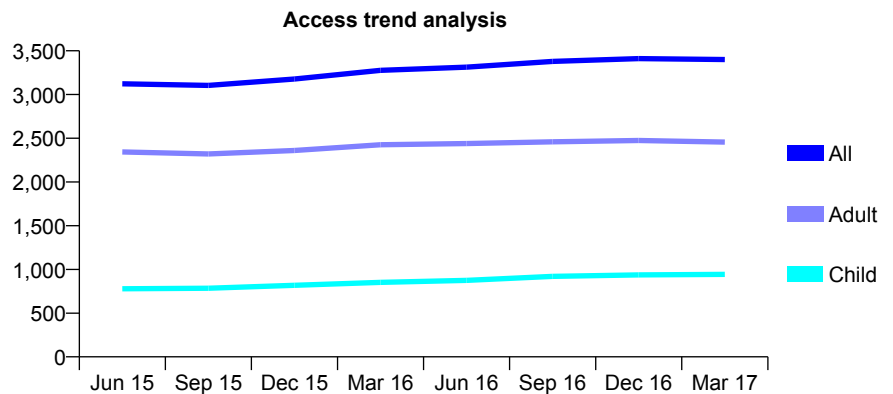
Q54 - Vital Signs At a Glance Contract Report for 822205/0001 - March 2017

Name or company name	MR V PRASAD
Contract type name	Pilot Contract
Purpose of contract	General
Contract start date	01/04/2006
Contract end date	

16/17 Contracted general activity (UDA)	12,097
Carry forward general activity (UDA)	0
16/17 Contracted orthodontic activity (UOA)	0
Carry forward orthodontic activity (UOA)	0
Baseline contract value	£329,920.36

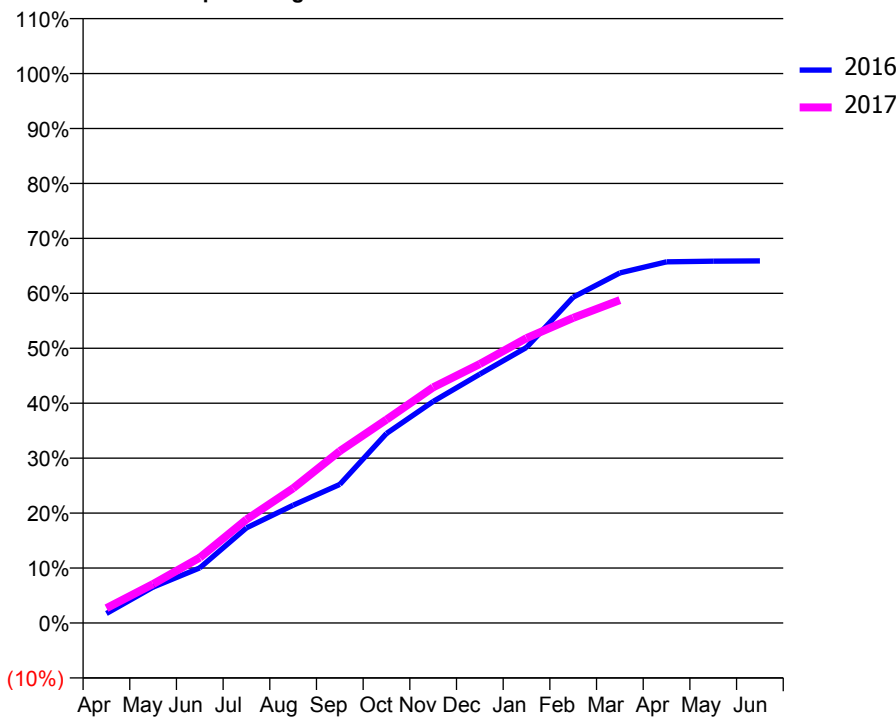
ACCESS*

Patients seen in 24 months	Total	Change since previous quarter
Quarter ending March 2016	3,276	
Quarter ending June 2016	3,313	→
Quarter ending September 2016	3,379	→
Quarter ending December 2016	3,411	→
Quarter ending March 2017	3,400	→
Variance since March 2016	3.8%	↑



ACTIVITY

Cumulative percentage of contracted UDA delivered 2016 & 2017



Month	Adjusted Scheduled Activity (UDA)	
	2016	2017
April	209	328
May	792	859
June	1,214	1,439
July	2,095	2,279
August	2,594	2,968
September	3,053	3,785
October	4,173	4,478
November	4,878	5,190
December	5,479	5,702
January	6,066	6,271
February	7,173	6,719
March	7,709	7,109
April	7,950	
May	7,966	
June	7,972	

QUALITY

	Quantity	Base Number	Contract	AT	Region	England
% of FP17s for the same patient ID Re-attending within 3 months - Children	63	1,115	5.7%	10.0%	12.0%	12.3%
% of FP17s for the same patient ID Re-attending within 3 months - Adults	302	2,487	12.1%	15.4%	16.0%	16.7%
% of FP17s for the same patient ID Re-attending between 3 & 9 months - Children	507	1,115	45.5%	51.1%	58.8%	57.6%
% of FP17s for the same patient ID Re-attending between 3 & 9 months - Adults	905	2,487	36.4%	46.4%	51.2%	50.1%
% of FP17s for Band 1 Urgent Courses	125	3,476	3.6%	8.1%	8.0%	9.1%
% of FP17s Relating to Free Repair or Replacements	22	3,476	0.6%	0.7%	0.8%	0.8%
% of FP17s Relating to Continuations	124	3,476	3.6%	0.9%	1.2%	1.2%
% of Patients satisfied with the dentistry they have received	9	10	90.0%	92.1%	92.7%	92.8%
% of Patients satisfied with the time they had to wait for an appointment	10	10	100.0%	90.3%	89.1%	88.7%

* This is based on patients treated on this contract for their most recent course of treatment. Figures in italics indicate the base number of FP17s or Patient Questionnaire responses are less than 100. N/A is shown where the base number of responses is less than 10 during the period. % is calculated as Quantity/Base number*100

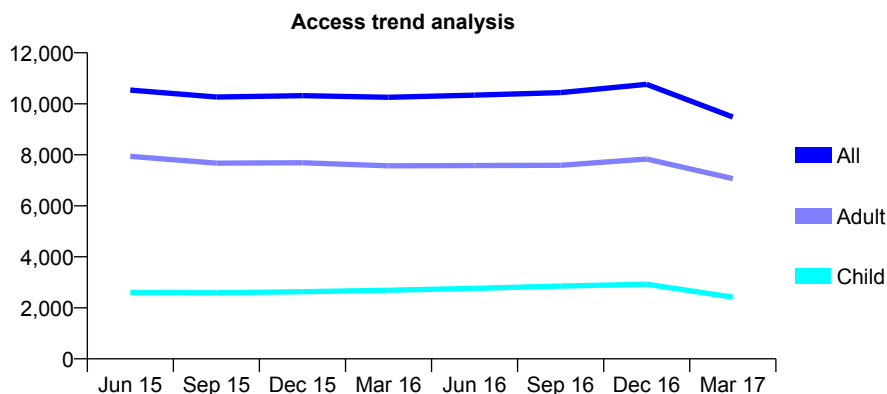
Q54 - Vital Signs At a Glance Contract Report for 824399/0001 - March 2017

Name or company name	MR J SINGH
Contract type name	GDS Contract
Purpose of contract	General
Contract start date	01/04/2006
Contract end date	

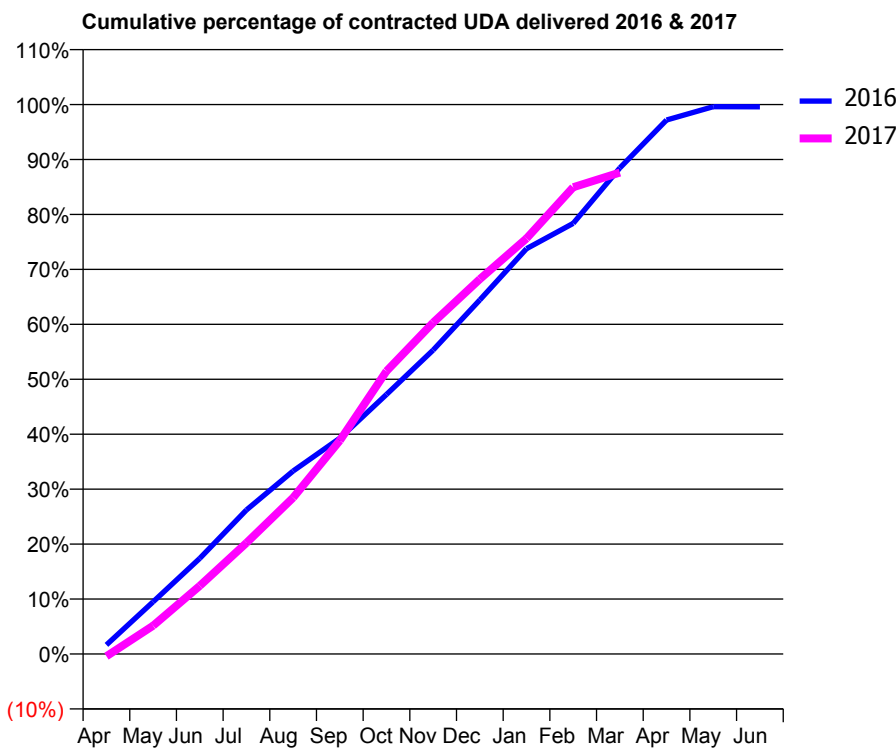
16/17 Contracted general activity (UDA)	33,417
Carry forward general activity (UDA)	141
16/17 Contracted orthodontic activity (UOA)	0
Carry forward orthodontic activity (UOA)	0
Baseline contract value	£888,819.94

ACCESS*

Patients seen in 24 months	Total	Change since previous quarter
Quarter ending March 2016	10,257	
Quarter ending June 2016	10,342	→
Quarter ending September 2016	10,439	→
Quarter ending December 2016	10,761	↑
Quarter ending March 2017	9,484	↓
Variance since March 2016	(7.5%)	↓



ACTIVITY



Month	Adjusted Scheduled Activity (UDA)	
	2016	2017
April	557	-141
May	3,173	1,723
June	5,819	4,145
July	8,761	6,760
August	11,133	9,508
September	13,129	12,978
October	15,785	17,205
November	18,482	20,154
December	21,531	22,797
January	24,647	25,272
February	26,191	28,390
March	29,560	29,277
April	32,472	
May	33,283	
June	33,276	

QUALITY

	Quantity	Base Number	Contract	AT	Region	England
% of FP17s for the same patient ID Re-attending within 3 months - Children	227	3,424	6.6%	10.0%	12.0%	12.3%
% of FP17s for the same patient ID Re-attending within 3 months - Adults	879	7,721	11.4%	15.4%	16.0%	16.7%
% of FP17s for the same patient ID Re-attending between 3 & 9 months - Children	1,614	3,424	47.1%	51.1%	58.8%	57.6%
% of FP17s for the same patient ID Re-attending between 3 & 9 months - Adults	2,789	7,721	36.1%	46.4%	51.2%	50.1%
% of FP17s for Band 1 Urgent Courses	369	9,861	3.7%	8.1%	8.0%	9.1%
% of FP17s Relating to Free Repair or Replacements	42	9,861	0.4%	0.7%	0.8%	0.8%
% of FP17s Relating to Continuations	118	9,861	1.2%	0.9%	1.2%	1.2%
% of Patients satisfied with the dentistry they have received	6	7	N/A	92.1%	92.7%	92.8%
% of Patients satisfied with the time they had to wait for an appointment	6	7	N/A	90.3%	89.1%	88.7%

* This is based on patients treated on this contract for their most recent course of treatment. Figures in italics indicate the base number of FP17s or Patient Questionnaire responses are less than 100. N/A is shown where the base number of responses is less than 10 during the period. % is calculated as Quantity/Base number*100

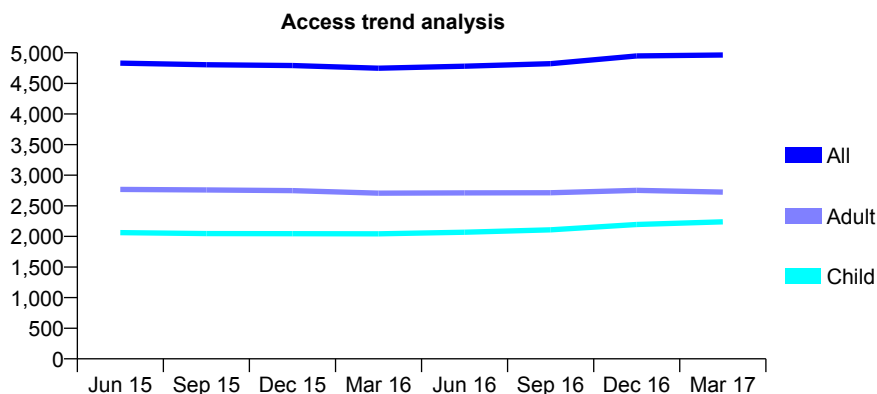
Q54 - Vital Signs At a Glance Contract Report for 824399/0002 - March 2017

Name or company name	MR J SINGH
Contract type name	GDS Contract
Purpose of contract	General
Contract start date	01/04/2006
Contract end date	

16/17 Contracted general activity (UDA)	15,789
Carry forward general activity (UDA)	32
16/17 Contracted orthodontic activity (UOA)	0
Carry forward orthodontic activity (UOA)	0
Baseline contract value	£397,996.83

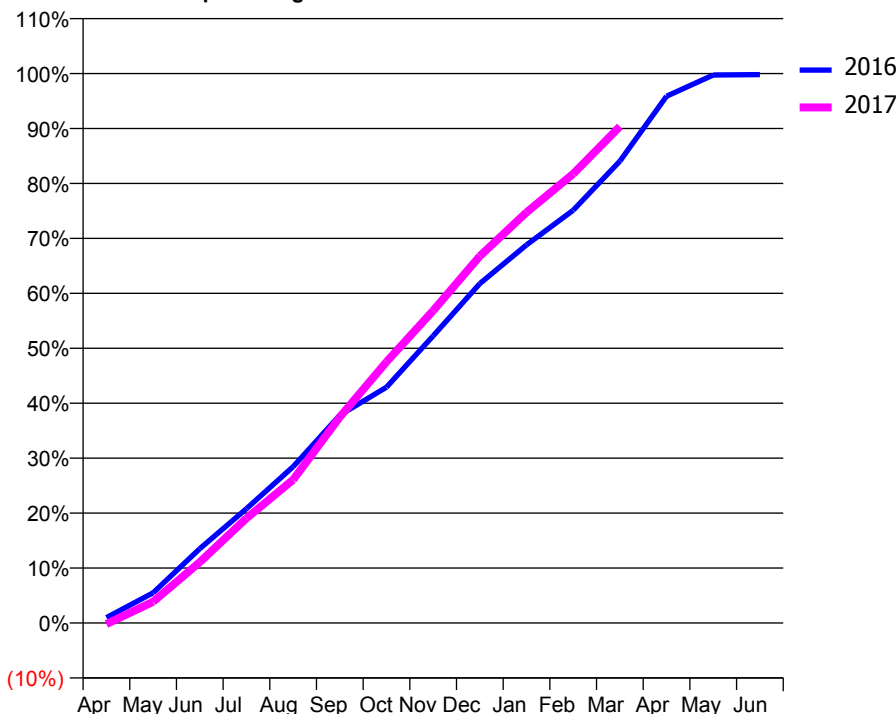
ACCESS*

Patients seen in 24 months	Total	Change since previous quarter
Quarter ending March 2016	4,749	
Quarter ending June 2016	4,780	→
Quarter ending September 2016	4,822	→
Quarter ending December 2016	4,948	↑
Quarter ending March 2017	4,963	→
Variance since March 2016	4.5%	↑



ACTIVITY

Cumulative percentage of contracted UDA delivered 2016 & 2017



Month	Adjusted Scheduled Activity (UDA)	
	2016	2017
April	154	-32
May	867	613
June	2,135	1,748
July	3,286	3,011
August	4,491	4,118
September	5,971	5,918
October	6,775	7,505
November	8,251	8,976
December	9,752	10,543
January	10,863	11,799
February	11,861	12,906
March	13,269	14,265
April	15,135	
May	15,745	
June	15,757	

QUALITY

	Quantity	Base Number	Contract	AT	Region	England
% of FP17s for the same patient ID Re-attending within 3 months - Children	151	2,918	5.2%	10.0%	12.0%	12.3%
% of FP17s for the same patient ID Re-attending within 3 months - Adults	484	3,090	15.7%	15.4%	16.0%	16.7%
% of FP17s for the same patient ID Re-attending between 3 & 9 months - Children	1,433	2,918	49.1%	51.1%	58.8%	57.6%
% of FP17s for the same patient ID Re-attending between 3 & 9 months - Adults	1,220	3,090	39.5%	46.4%	51.2%	50.1%
% of FP17s for Band 1 Urgent Courses	221	5,151	4.3%	8.1%	8.0%	9.1%
% of FP17s Relating to Free Repair or Replacements	3	5,151	0.1%	0.7%	0.8%	0.8%
% of FP17s Relating to Continuations	50	5,151	1.0%	0.9%	1.2%	1.2%
% of Patients satisfied with the dentistry they have received	1	1	N/A	92.1%	92.7%	92.8%
% of Patients satisfied with the time they had to wait for an appointment	1	1	N/A	90.3%	89.1%	88.7%

* This is based on patients treated on this contract for their most recent course of treatment. Figures in italics indicate the base number of FP17s or Patient Questionnaire responses are less than 100. N/A is shown where the base number of responses is less than 10 during the period. % is calculated as Quantity/Base number*100

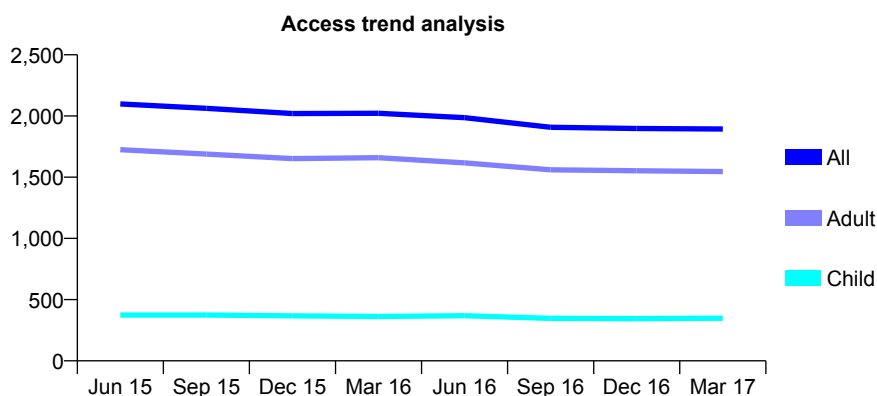
Q54 - Vital Signs At a Glance Contract Report for 825743/0001 - March 2017

Name or company name	MRS A SHARMA
Contract type name	GDS Contract
Purpose of contract	General
Contract start date	01/04/2006
Contract end date	

16/17 Contracted general activity (UDA)	6,723
Carry forward general activity (UDA)	-134
16/17 Contracted orthodontic activity (UOA)	0
Carry forward orthodontic activity (UOA)	0
Baseline contract value	£161,853.02

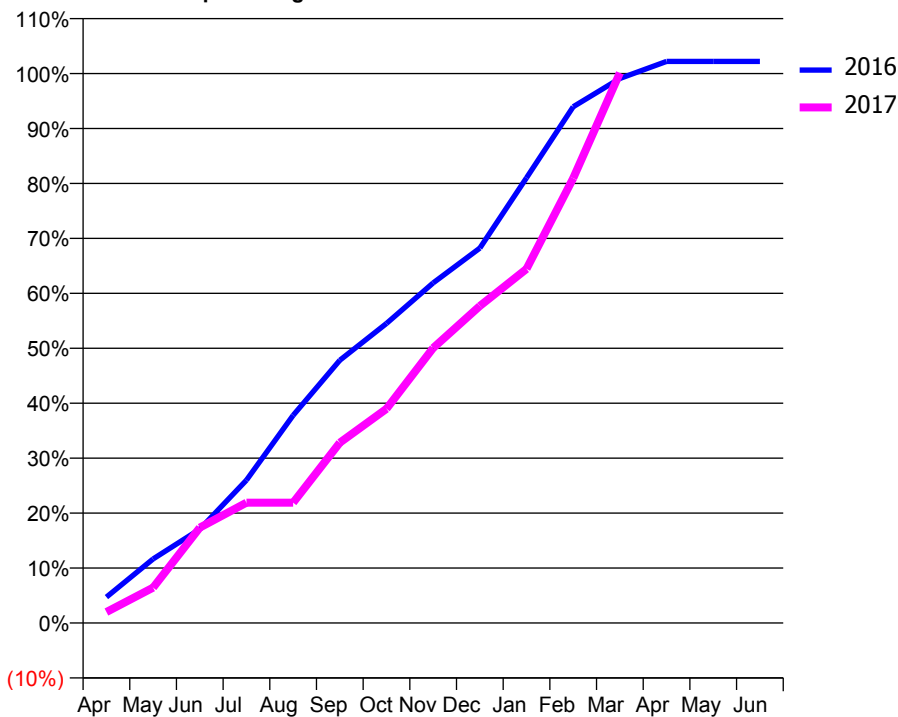
ACCESS*

Patients seen in 24 months	Total	Change since previous quarter
Quarter ending March 2016	2,022	
Quarter ending June 2016	1,986	↓
Quarter ending September 2016	1,908	↓
Quarter ending December 2016	1,898	→
Quarter ending March 2017	1,894	→
Variance since March 2016	(6.3%)	↓



ACTIVITY

Cumulative percentage of contracted UDA delivered 2016 & 2017



Month	Adjusted Scheduled Activity (UDA)	
	2016	2017
April	318	134
May	784	433
June	1,147	1,168
July	1,748	1,472
August	2,541	1,472
September	3,214	2,207
October	3,666	2,621
November	4,162	3,365
December	4,587	3,879
January	5,446	4,332
February	6,316	5,442
March	6,663	6,730
April	6,871	
May	6,871	
June	6,871	

QUALITY

	Quantity	Base Number	Contract	AT	Region	England
% of FP17s for the same patient ID Re-attending within 3 months - Children	17	553	3.1%	10.0%	12.0%	12.3%
% of FP17s for the same patient ID Re-attending within 3 months - Adults	135	2,175	6.2%	15.4%	16.0%	16.7%
% of FP17s for the same patient ID Re-attending between 3 & 9 months - Children	394	553	71.2%	51.1%	58.8%	57.6%
% of FP17s for the same patient ID Re-attending between 3 & 9 months - Adults	1,461	2,175	67.2%	46.4%	51.2%	50.1%
% of FP17s for Band 1 Urgent Courses	21	1,877	1.1%	8.1%	8.0%	9.1%
% of FP17s Relating to Free Repair or Replacements	2	1,877	0.1%	0.7%	0.8%	0.8%
% of FP17s Relating to Continuations	0	1,877	0.0%	0.9%	1.2%	1.2%
% of Patients satisfied with the dentistry they have received	3	3	N/A	92.1%	92.7%	92.8%
% of Patients satisfied with the time they had to wait for an appointment	2	3	N/A	90.3%	89.1%	88.7%

* This is based on patients treated on this contract for their most recent course of treatment. Figures in italics indicate the base number of FP17s or Patient Questionnaire responses are less than 100. N/A is shown where the base number of responses is less than 10 during the period. % is calculated as Quantity/Base number*100

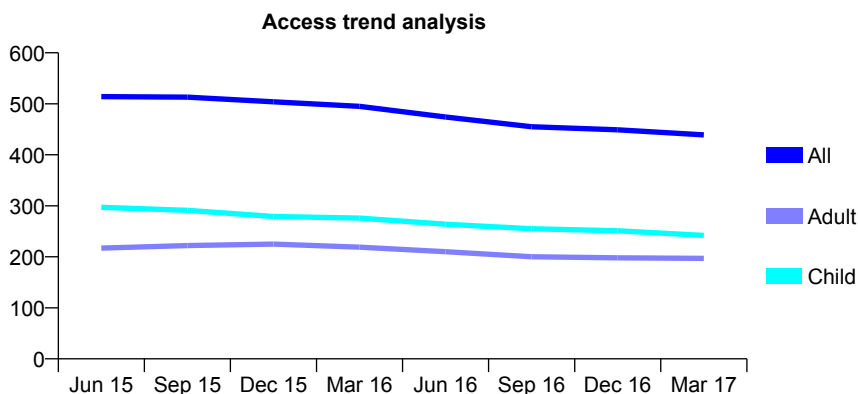
Q54 - Vital Signs At a Glance Contract Report for 826774/0001 - March 2017

Name or company name	MR PJ READY
Contract type name	GDS Contract
Purpose of contract	General
Contract start date	01/04/2006
Contract end date	

16/17 Contracted general activity (UDA)	2,236
Carry forward general activity (UDA)	12
16/17 Contracted orthodontic activity (UOA)	0
Carry forward orthodontic activity (UOA)	0
Baseline contract value	£52,483.08

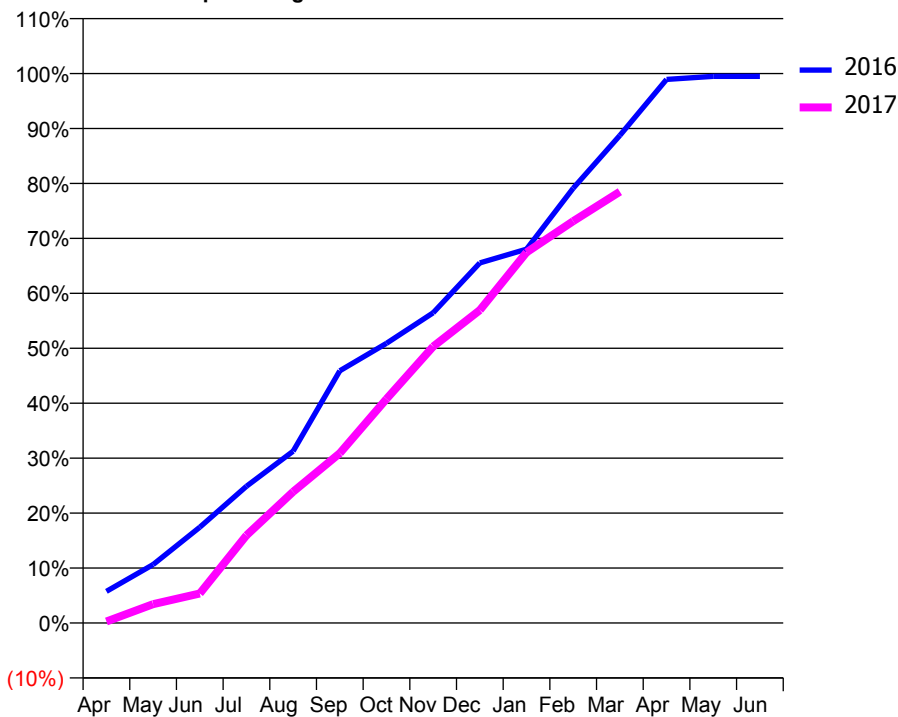
ACCESS*

Patients seen in 24 months	Total	Change since previous quarter
Quarter ending March 2016	495	
Quarter ending June 2016	474	↓
Quarter ending September 2016	455	↓
Quarter ending December 2016	449	↓
Quarter ending March 2017	439	↓
Variance since March 2016	(11.3%)	↓



ACTIVITY

Cumulative percentage of contracted UDA delivered 2016 & 2017



Month	Adjusted Scheduled Activity (UDA)	
	2016	2017
April	129	6
May	238	77
June	390	120
July	556	357
August	699	534
September	1,026	691
October	1,138	912
November	1,262	1,125
December	1,465	1,273
January	1,521	1,508
February	1,769	1,635
March	1,984	1,755
April	2,212	
May	2,224	
June	2,224	

QUALITY

	Quantity	Base Number	Contract	AT	Region	England
% of FP17s for the same patient ID Re-attending within 3 months - Children	67	418	16.0%	10.0%	12.0%	12.3%
% of FP17s for the same patient ID Re-attending within 3 months - Adults	34	232	14.7%	15.4%	16.0%	16.7%
% of FP17s for the same patient ID Re-attending between 3 & 9 months - Children	276	418	66.0%	51.1%	58.8%	57.6%
% of FP17s for the same patient ID Re-attending between 3 & 9 months - Adults	138	232	59.5%	46.4%	51.2%	50.1%
% of FP17s for Band 1 Urgent Courses	1	584	0.2%	8.1%	8.0%	9.1%
% of FP17s Relating to Free Repair or Replacements	0	584	0.0%	0.7%	0.8%	0.8%
% of FP17s Relating to Continuations	0	584	0.0%	0.9%	1.2%	1.2%
% of Patients satisfied with the dentistry they have received	0	0	N/A	92.1%	92.7%	92.8%
% of Patients satisfied with the time they had to wait for an appointment	0	0	N/A	90.3%	89.1%	88.7%

* This is based on patients treated on this contract for their most recent course of treatment. Figures in italics indicate the base number of FP17s or Patient Questionnaire responses are less than 100. N/A is shown where the base number of responses is less than 10 during the period. % is calculated as Quantity/Base number*100

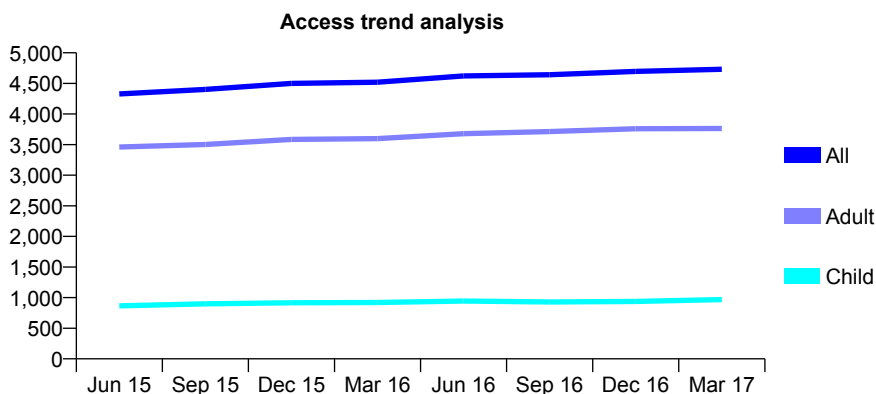
Q54 - Vital Signs At a Glance Contract Report for 827223/0001 - March 2017

Name or company name	MR DC O'SULLIVAN
Contract type name	GDS Contract
Purpose of contract	General
Contract start date	01/04/2006
Contract end date	

16/17 Contracted general activity (UDA)	10,941
Carry forward general activity (UDA)	-217
16/17 Contracted orthodontic activity (UOA)	0
Carry forward orthodontic activity (UOA)	0
Baseline contract value	£214,990.13

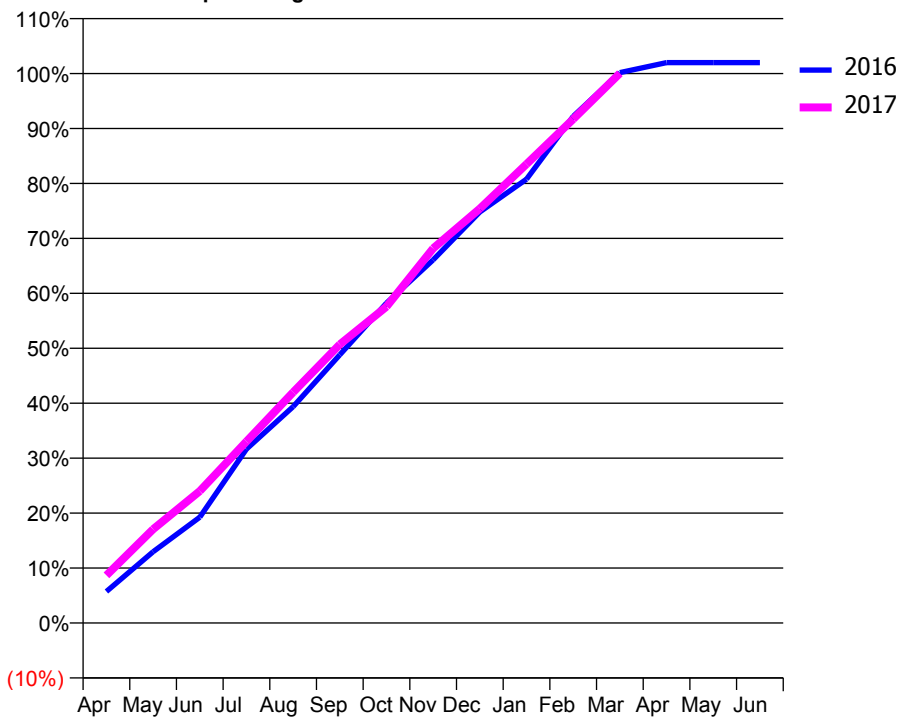
ACCESS*

Patients seen in 24 months	Total	Change since previous quarter
Quarter ending March 2016	4,519	
Quarter ending June 2016	4,622	↑
Quarter ending September 2016	4,642	→
Quarter ending December 2016	4,696	→
Quarter ending March 2017	4,732	→
Variance since March 2016	4.7%	↑



ACTIVITY

Cumulative percentage of contracted UDA delivered 2016 & 2017



Month	Adjusted Scheduled Activity (UDA)	
	2016	2017
April	628	949
May	1,420	1,867
June	2,107	2,627
July	3,464	3,614
August	4,309	4,594
September	5,340	5,549
October	6,370	6,298
November	7,232	7,459
December	8,185	8,250
January	8,836	9,138
February	10,087	10,032
March	10,959	10,946
April	11,158	
May	11,158	
June	11,158	

QUALITY

	Quantity	Base Number	Contract	AT	Region	England
% of FP17s for the same patient ID Re-attending within 3 months - Children	30	1,311	2.3%	10.0%	12.0%	12.3%
% of FP17s for the same patient ID Re-attending within 3 months - Adults	406	3,936	10.3%	15.4%	16.0%	16.7%
% of FP17s for the same patient ID Re-attending between 3 & 9 months - Children	792	1,311	60.4%	51.1%	58.8%	57.6%
% of FP17s for the same patient ID Re-attending between 3 & 9 months - Adults	978	3,936	24.8%	46.4%	51.2%	50.1%
% of FP17s for Band 1 Urgent Courses	419	5,102	8.2%	8.1%	8.0%	9.1%
% of FP17s Relating to Free Repair or Replacements	48	5,102	0.9%	0.7%	0.8%	0.8%
% of FP17s Relating to Continuations	49	5,102	1.0%	0.9%	1.2%	1.2%
% of Patients satisfied with the dentistry they have received	6	6	N/A	92.1%	92.7%	92.8%
% of Patients satisfied with the time they had to wait for an appointment	6	6	N/A	90.3%	89.1%	88.7%

* This is based on patients treated on this contract for their most recent course of treatment. Figures in italics indicate the base number of FP17s or Patient Questionnaire responses are less than 100. N/A is shown where the base number of responses is less than 10 during the period. % is calculated as Quantity/Base number*100

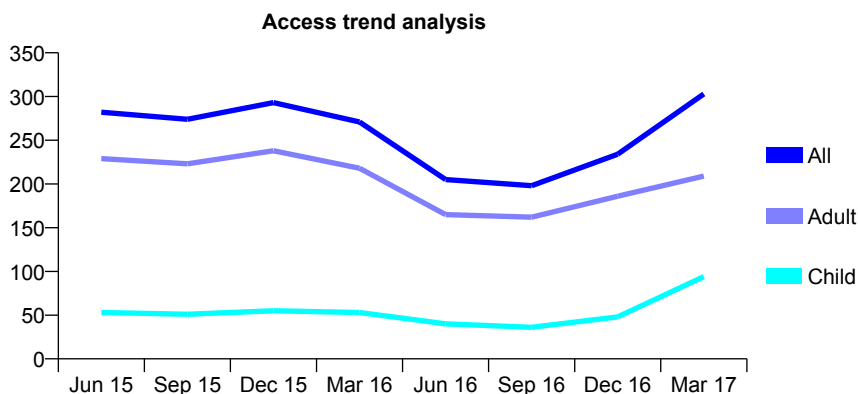
Q54 - Vital Signs At a Glance Contract Report for 833142/0001 - March 2017

Name or company name	MRS S DABAS
Contract type name	GDS Contract
Purpose of contract	General
Contract start date	01/04/2006
Contract end date	

16/17 Contracted general activity (UDA)	1,032
Carry forward general activity (UDA)	-14
16/17 Contracted orthodontic activity (UOA)	0
Carry forward orthodontic activity (UOA)	0
Baseline contract value	£36,727.08

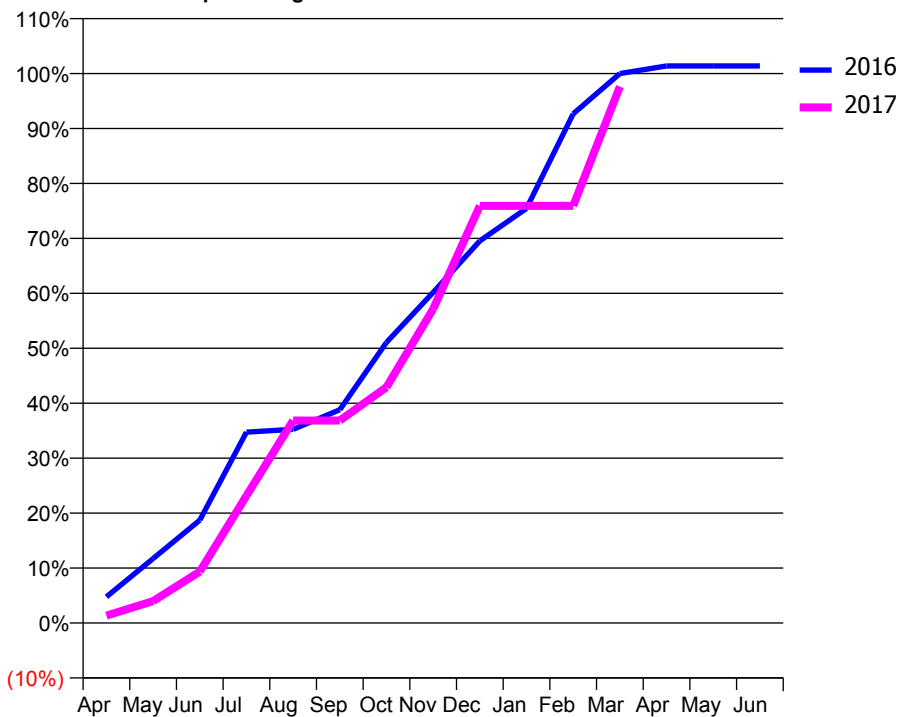
ACCESS*

Patients seen in 24 months	Total	Change since previous quarter
Quarter ending March 2016	271	
Quarter ending June 2016	205	↓
Quarter ending September 2016	198	↓
Quarter ending December 2016	234	↑
Quarter ending March 2017	303	↑
Variance since March 2016	11.8%	↑



ACTIVITY

Cumulative percentage of contracted UDA delivered 2016 & 2017



Month	Adjusted Scheduled Activity (UDA)	
	2016	2017
April	49	14
May	121	41
June	193	97
July	359	239
August	364	380
September	401	380
October	527	443
November	621	590
December	718	784
January	779	784
February	956	784
March	1,032	1,007
April	1,046	
May	1,046	
June	1,046	

QUALITY

	Quantity	Base Number	Contract	AT	Region	England
% of FP17s for the same patient ID Re-attending within 3 months - Children	0	94	0.0%	10.0%	12.0%	12.3%
% of FP17s for the same patient ID Re-attending within 3 months - Adults	11	183	6.0%	15.4%	16.0%	16.7%
% of FP17s for the same patient ID Re-attending between 3 & 9 months - Children	3	94	3.2%	51.1%	58.8%	57.6%
% of FP17s for the same patient ID Re-attending between 3 & 9 months - Adults	25	183	13.7%	46.4%	51.2%	50.1%
% of FP17s for Band 1 Urgent Courses	27	275	9.8%	8.1%	8.0%	9.1%
% of FP17s Relating to Free Repair or Replacements	1	275	0.4%	0.7%	0.8%	0.8%
% of FP17s Relating to Continuations	1	275	0.4%	0.9%	1.2%	1.2%
% of Patients satisfied with the dentistry they have received	0	0	N/A	92.1%	92.7%	92.8%
% of Patients satisfied with the time they had to wait for an appointment	0	0	N/A	90.3%	89.1%	88.7%

* This is based on patients treated on this contract for their most recent course of treatment. Figures in italics indicate the base number of FP17s or Patient Questionnaire responses are less than 100. N/A is shown where the base number of responses is less than 10 during the period. % is calculated as Quantity/Base number*100

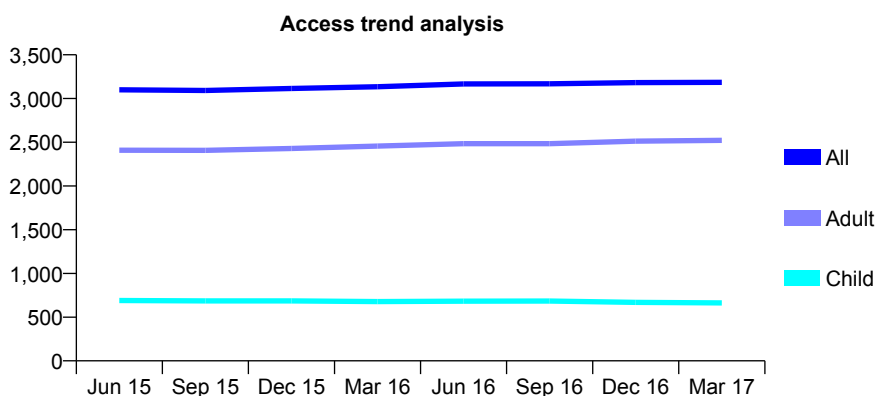
Q54 - Vital Signs At a Glance Contract Report for 833584/0001 - March 2017

Name or company name	MR A KAPNISIS
Contract type name	GDS Contract
Purpose of contract	General
Contract start date	01/04/2006
Contract end date	

16/17 Contracted general activity (UDA)	8,492
Carry forward general activity (UDA)	165
16/17 Contracted orthodontic activity (UOA)	0
Carry forward orthodontic activity (UOA)	0
Baseline contract value	£272,978.28

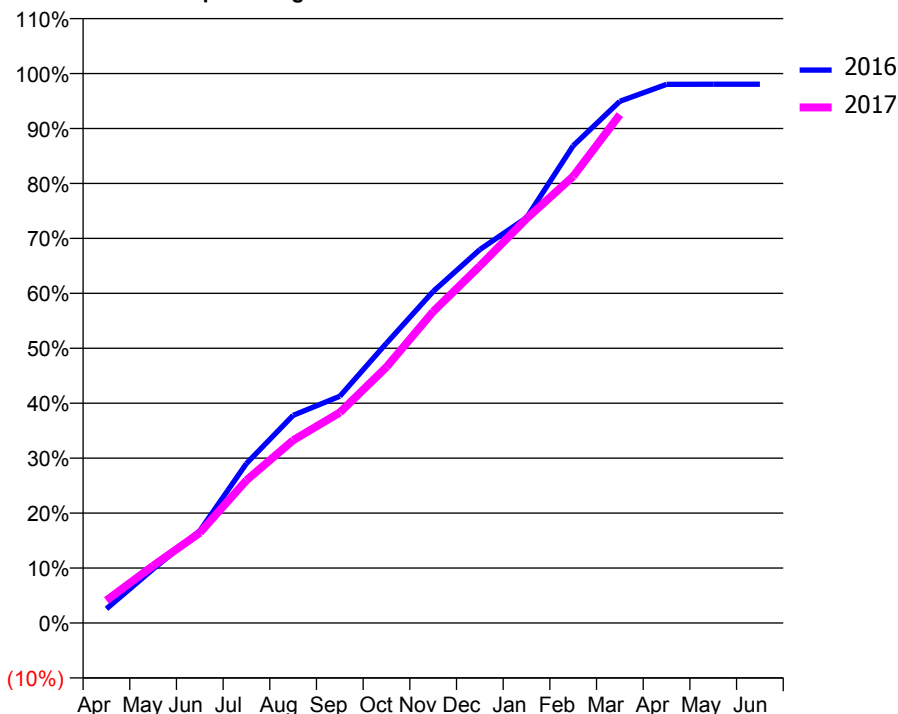
ACCESS*

Patients seen in 24 months	Total	Change since previous quarter
Quarter ending March 2016	3,134	
Quarter ending June 2016	3,167	→
Quarter ending September 2016	3,168	→
Quarter ending December 2016	3,182	→
Quarter ending March 2017	3,185	→
Variance since March 2016	1.6%	→



ACTIVITY

Cumulative percentage of contracted UDA delivered 2016 & 2017



Month	Adjusted Scheduled Activity (UDA)	
	2016	2017
April	220	349
May	833	886
June	1,425	1,395
July	2,465	2,207
August	3,209	2,825
September	3,505	3,253
October	4,324	3,956
November	5,125	4,813
December	5,772	5,517
January	6,264	6,248
February	7,377	6,903
March	8,062	7,856
April	8,324	
May	8,327	
June	8,327	

QUALITY

	Quantity	Base Number	Contract	AT	Region	England
% of FP17s for the same patient ID Re-attending within 3 months - Children	59	1,091	5.4%	10.0%	12.0%	12.3%
% of FP17s for the same patient ID Re-attending within 3 months - Adults	462	3,495	13.2%	15.4%	16.0%	16.7%
% of FP17s for the same patient ID Re-attending between 3 & 9 months - Children	760	1,091	69.7%	51.1%	58.8%	57.6%
% of FP17s for the same patient ID Re-attending between 3 & 9 months - Adults	1,211	3,495	34.6%	46.4%	51.2%	50.1%
% of FP17s for Band 1 Urgent Courses	270	4,448	6.1%	8.1%	8.0%	9.1%
% of FP17s Relating to Free Repair or Replacements	10	4,448	0.2%	0.7%	0.8%	0.8%
% of FP17s Relating to Continuations	64	4,448	1.4%	0.9%	1.2%	1.2%
% of Patients satisfied with the dentistry they have received	6	6	N/A	92.1%	92.7%	92.8%
% of Patients satisfied with the time they had to wait for an appointment	6	6	N/A	90.3%	89.1%	88.7%

* This is based on patients treated on this contract for their most recent course of treatment. Figures in italics indicate the base number of FP17s or Patient Questionnaire responses are less than 100. N/A is shown where the base number of responses is less than 10 during the period. % is calculated as Quantity/Base number*100

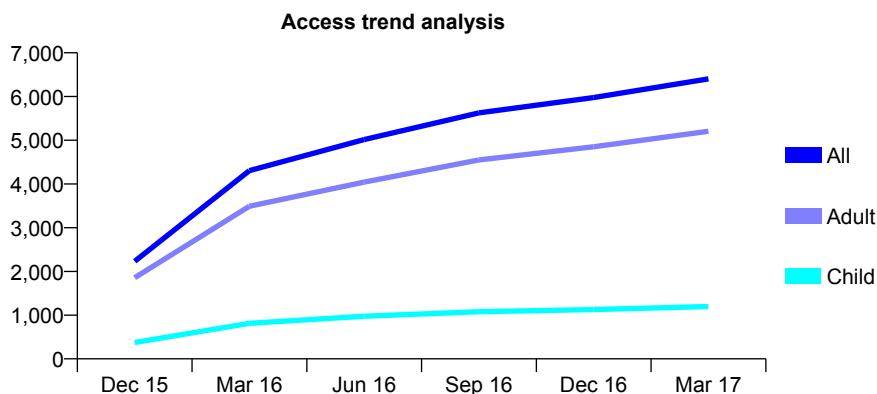
Q54 - Vital Signs At a Glance Contract Report for 835811/0002 - March 2017

Name or company name	MR LP CORBETT
Contract type name	GDS Contract
Purpose of contract	General
Contract start date	01/10/2015
Contract end date	

16/17 Contracted general activity (UDA)	26,834
Carry forward general activity (UDA)	-26
16/17 Contracted orthodontic activity (UOA)	0
Carry forward orthodontic activity (UOA)	0
Baseline contract value	£713,578.56

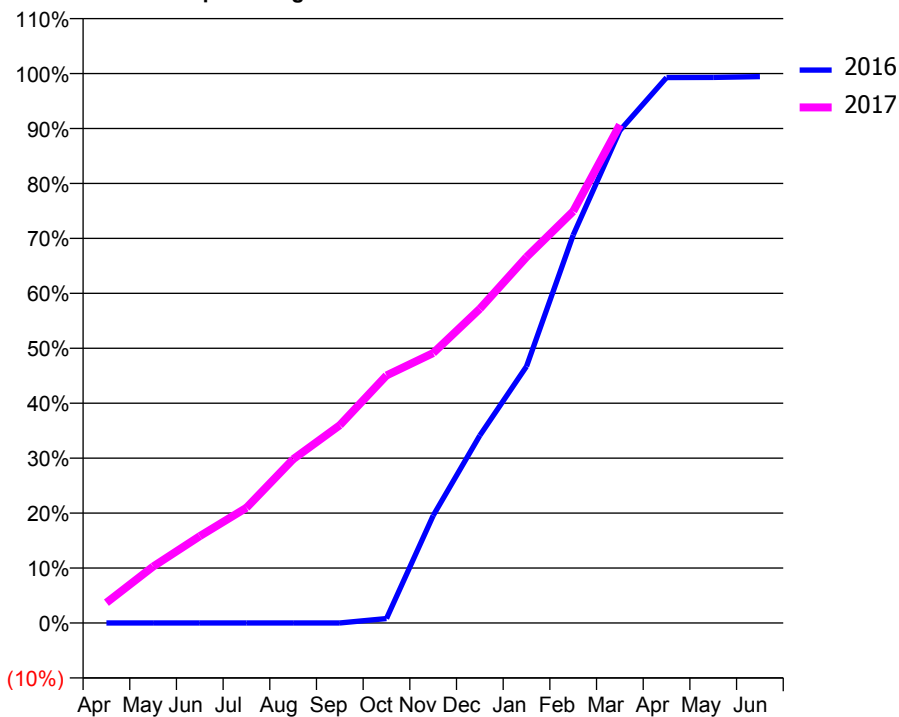
ACCESS*

Patients seen in 24 months	Total	Change since previous quarter
Quarter ending March 2016	4,306	
Quarter ending June 2016	5,016	↑
Quarter ending September 2016	5,625	↑
Quarter ending December 2016	5,977	↑
Quarter ending March 2017	6,403	↑
Variance since March 2016	48.7%	↑



ACTIVITY

Cumulative percentage of contracted UDA delivered 2016 & 2017



Month	Adjusted Scheduled Activity (UDA)	
	2016	2017
April	0	990
May	0	2,760
June	0	4,240
July	0	5,629
August	0	8,002
September	0	9,659
October	110	12,090
November	2,624	13,180
December	4,578	15,348
January	6,266	17,871
February	9,472	20,105
March	12,027	24,329
April	13,317	
May	13,322	
June	13,340	

QUALITY

	Quantity	Base Number	Contract	AT	Region	England
% of FP17s for the same patient ID Re-attending within 3 months - Children	80	1,708	4.7%	10.0%	12.0%	12.3%
% of FP17s for the same patient ID Re-attending within 3 months - Adults	1,125	8,177	13.8%	15.4%	16.0%	16.7%
% of FP17s for the same patient ID Re-attending between 3 & 9 months - Children	867	1,708	50.8%	51.1%	58.8%	57.6%
% of FP17s for the same patient ID Re-attending between 3 & 9 months - Adults	4,517	8,177	55.2%	46.4%	51.2%	50.1%
% of FP17s for Band 1 Urgent Courses	200	9,354	2.1%	8.1%	8.0%	9.1%
% of FP17s Relating to Free Repair or Replacements	46	9,354	0.5%	0.7%	0.8%	0.8%
% of FP17s Relating to Continuations	226	9,354	2.4%	0.9%	1.2%	1.2%
% of Patients satisfied with the dentistry they have received	10	11	90.9%	92.1%	92.7%	92.8%
% of Patients satisfied with the time they had to wait for an appointment	10	11	90.9%	90.3%	89.1%	88.7%

* This is based on patients treated on this contract for their most recent course of treatment. Figures in italics indicate the base number of FP17s or Patient Questionnaire responses are less than 100. N/A is shown where the base number of responses is less than 10 during the period. % is calculated as Quantity/Base number*100

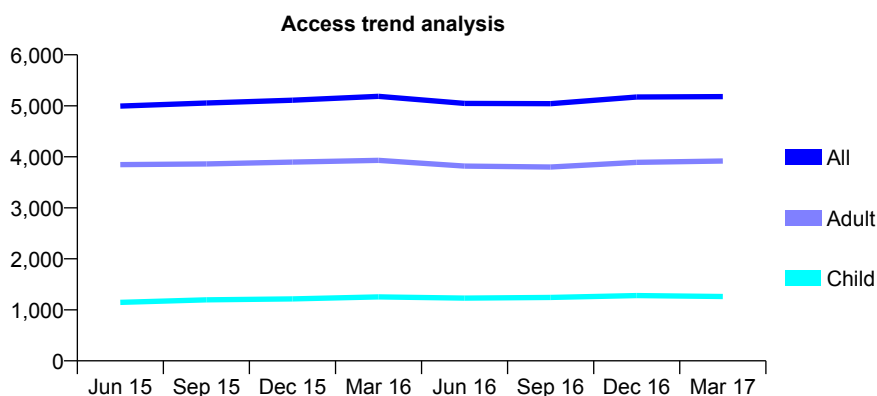
Q54 - Vital Signs At a Glance Contract Report for 847739/0001 - March 2017

Name or company name	MR E MOORE
Contract type name	GDS Contract
Purpose of contract	General
Contract start date	01/04/2006
Contract end date	

16/17 Contracted general activity (UDA)	16,341
Carry forward general activity (UDA)	194
16/17 Contracted orthodontic activity (UOA)	0
Carry forward orthodontic activity (UOA)	0
Baseline contract value	£431,753.44

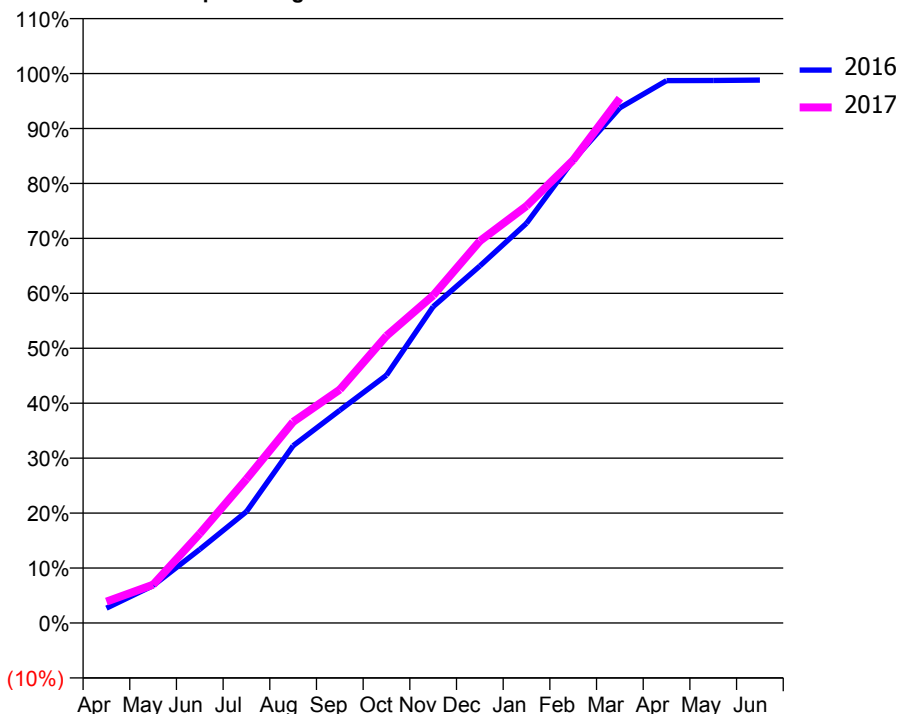
ACCESS*

Patients seen in 24 months	Total	Change since previous quarter
Quarter ending March 2016	5,185	
Quarter ending June 2016	5,047	↓
Quarter ending September 2016	5,043	→
Quarter ending December 2016	5,172	↑
Quarter ending March 2017	5,180	→
Variance since March 2016	(0.1%)	→



ACTIVITY

Cumulative percentage of contracted UDA delivered 2016 & 2017



Month	Adjusted Scheduled Activity (UDA)	
	2016	2017
April	442	637
May	1,112	1,140
June	2,191	2,657
July	3,312	4,281
August	5,273	5,982
September	6,329	6,943
October	7,369	8,540
November	9,408	9,743
December	10,616	11,358
January	11,887	12,403
February	13,756	13,768
March	15,320	15,606
April	16,130	
May	16,132	
June	16,147	

QUALITY

	Quantity	Base Number	Contract	AT	Region	England
% of FP17s for the same patient ID Re-attending within 3 months - Children	93	1,629	5.7%	10.0%	12.0%	12.3%
% of FP17s for the same patient ID Re-attending within 3 months - Adults	710	5,042	14.1%	15.4%	16.0%	16.7%
% of FP17s for the same patient ID Re-attending between 3 & 9 months - Children	850	1,629	52.2%	51.1%	58.8%	57.6%
% of FP17s for the same patient ID Re-attending between 3 & 9 months - Adults	2,688	5,042	53.3%	46.4%	51.2%	50.1%
% of FP17s for Band 1 Urgent Courses	398	6,316	6.3%	8.1%	8.0%	9.1%
% of FP17s Relating to Free Repair or Replacements	28	6,316	0.4%	0.7%	0.8%	0.8%
% of FP17s Relating to Continuations	123	6,316	1.9%	0.9%	1.2%	1.2%
% of Patients satisfied with the dentistry they have received	9	9	N/A	92.1%	92.7%	92.8%
% of Patients satisfied with the time they had to wait for an appointment	8	9	N/A	90.3%	89.1%	88.7%

* This is based on patients treated on this contract for their most recent course of treatment. Figures in italics indicate the base number of FP17s or Patient Questionnaire responses are less than 100. N/A is shown where the base number of responses is less than 10 during the period. % is calculated as Quantity/Base number*100

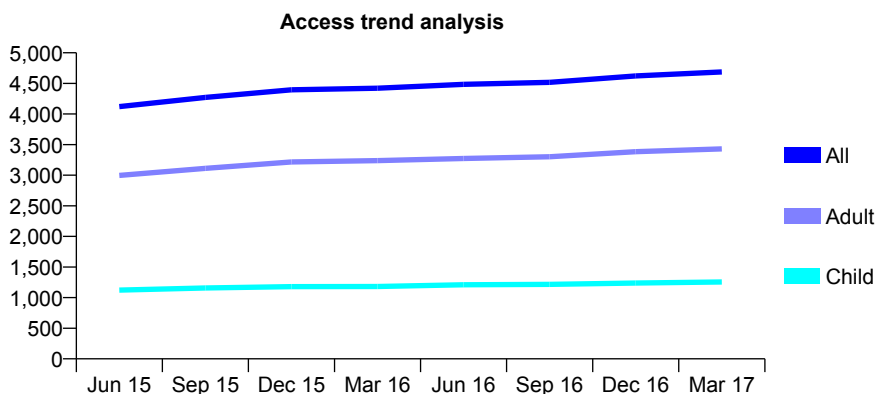
Q54 - Vital Signs At a Glance Contract Report for 848115/0002 - March 2017

Name or company name	MR P PARSOTAM
Contract type name	GDS Contract
Purpose of contract	General
Contract start date	01/04/2013
Contract end date	

16/17 Contracted general activity (UDA)	15,734
Carry forward general activity (UDA)	0
16/17 Contracted orthodontic activity (UOA)	0
Carry forward orthodontic activity (UOA)	0
Baseline contract value	£392,685.53

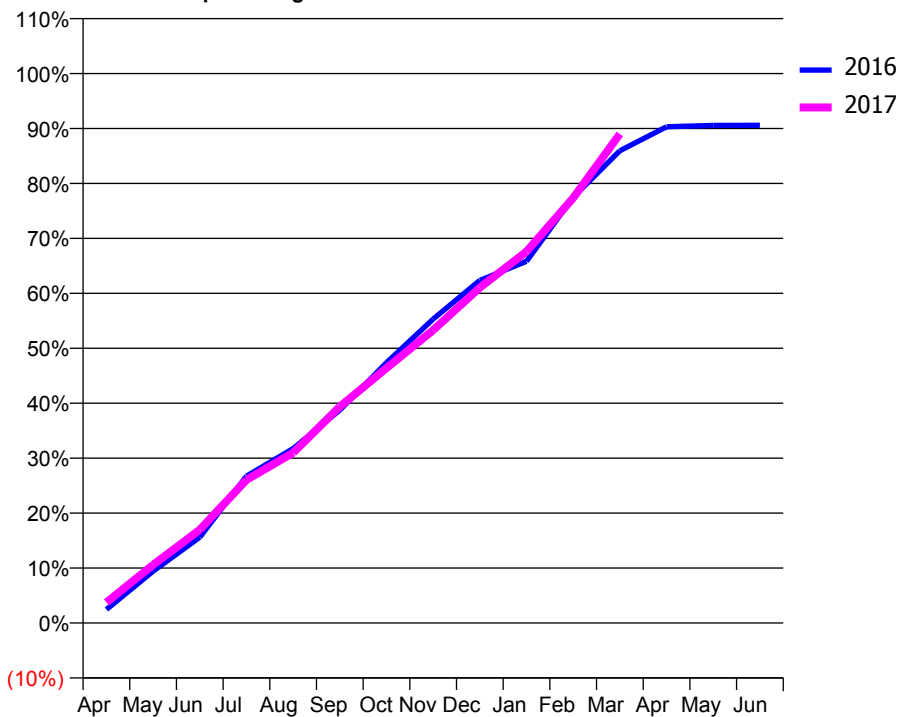
ACCESS*

Patients seen in 24 months	Total	Change since previous quarter
Quarter ending March 2016	4,422	
Quarter ending June 2016	4,484	→
Quarter ending September 2016	4,518	→
Quarter ending December 2016	4,623	↑
Quarter ending March 2017	4,687	→
Variance since March 2016	6.0%	↑



ACTIVITY

Cumulative percentage of contracted UDA delivered 2016 & 2017



Month	Adjusted Scheduled Activity (UDA)	
	2016	2017
April	386	592
May	1,484	1,667
June	2,457	2,671
July	4,208	4,099
August	4,996	4,872
September	6,095	6,194
October	7,453	7,299
November	8,702	8,387
December	9,812	9,604
January	10,358	10,634
February	12,190	12,170
March	13,520	14,001
April	14,211	
May	14,248	
June	14,251	

QUALITY

	Quantity	Base Number	Contract	AT	Region	England
% of FP17s for the same patient ID Re-attending within 3 months - Children	115	1,821	6.3%	10.0%	12.0%	12.3%
% of FP17s for the same patient ID Re-attending within 3 months - Adults	788	5,012	15.7%	15.4%	16.0%	16.7%
% of FP17s for the same patient ID Re-attending between 3 & 9 months - Children	1,054	1,821	57.9%	51.1%	58.8%	57.6%
% of FP17s for the same patient ID Re-attending between 3 & 9 months - Adults	2,758	5,012	55.0%	46.4%	51.2%	50.1%
% of FP17s for Band 1 Urgent Courses	331	5,952	5.6%	8.1%	8.0%	9.1%
% of FP17s Relating to Free Repair or Replacements	37	5,952	0.6%	0.7%	0.8%	0.8%
% of FP17s Relating to Continuations	114	5,952	1.9%	0.9%	1.2%	1.2%
% of Patients satisfied with the dentistry they have received	6	6	N/A	92.1%	92.7%	92.8%
% of Patients satisfied with the time they had to wait for an appointment	6	6	N/A	90.3%	89.1%	88.7%

* This is based on patients treated on this contract for their most recent course of treatment. Figures in italics indicate the base number of FP17s or Patient Questionnaire responses are less than 100. N/A is shown where the base number of responses is less than 10 during the period. % is calculated as Quantity/Base number*100

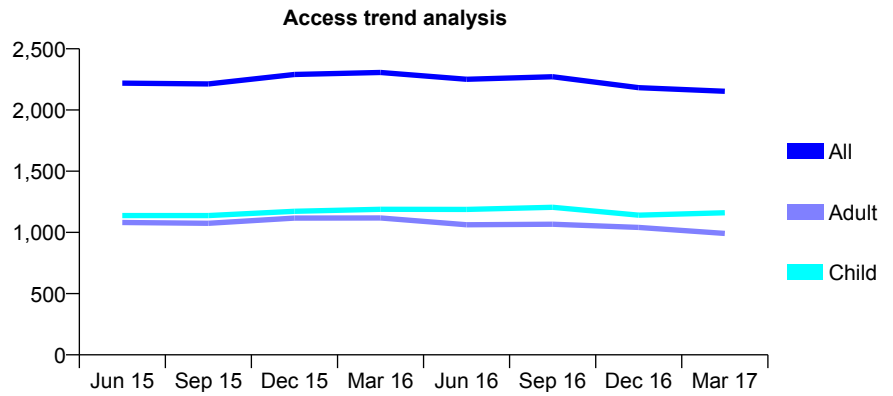
Q54 - Vital Signs At a Glance Contract Report for 849022/0001 - March 2017

Name or company name	MR FL MOHAMED
Contract type name	GDS Contract
Purpose of contract	General
Contract start date	01/04/2006
Contract end date	

16/17 Contracted general activity (UDA)	6,092
Carry forward general activity (UDA)	-41
16/17 Contracted orthodontic activity (UOA)	0
Carry forward orthodontic activity (UOA)	0
Baseline contract value	£188,561.01

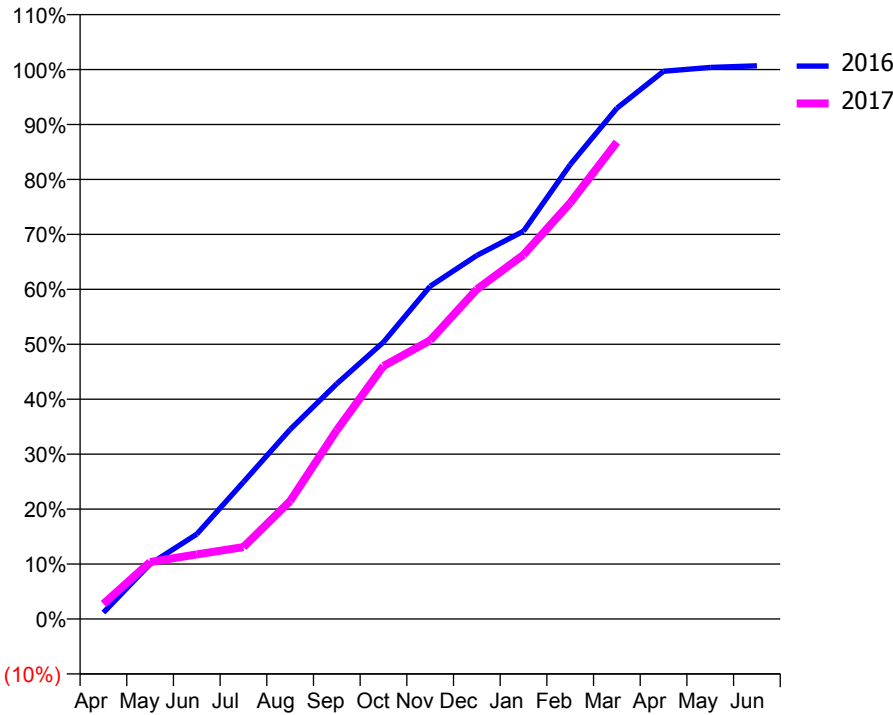
ACCESS*

Patients seen in 24 months	Total	Change since previous quarter
Quarter ending March 2016	2,307	
Quarter ending June 2016	2,251	↓
Quarter ending September 2016	2,272	→
Quarter ending December 2016	2,182	↓
Quarter ending March 2017	2,153	↓
Variance since March 2016	(6.7%)	↓



ACTIVITY

Cumulative percentage of contracted UDA delivered 2016 & 2017



Month	Adjusted Scheduled Activity (UDA)	
	2016	2017
April	72	168
May	610	632
June	941	716
July	1,519	797
August	2,101	1,308
September	2,609	2,094
October	3,070	2,805
November	3,689	3,089
December	4,031	3,655
January	4,299	4,038
February	5,037	4,613
March	5,663	5,287
April	6,072	
May	6,116	
June	6,133	

QUALITY

	Quantity	Base Number	Contract	AT	Region	England
% of FP17s for the same patient ID Re-attending within 3 months - Children	75	1,132	6.6%	10.0%	12.0%	12.3%
% of FP17s for the same patient ID Re-attending within 3 months - Adults	113	823	13.7%	15.4%	16.0%	16.7%
% of FP17s for the same patient ID Re-attending between 3 & 9 months - Children	253	1,132	22.3%	51.1%	58.8%	57.6%
% of FP17s for the same patient ID Re-attending between 3 & 9 months - Adults	190	823	23.1%	46.4%	51.2%	50.1%
% of FP17s for Band 1 Urgent Courses	206	1,818	11.3%	8.1%	8.0%	9.1%
% of FP17s Relating to Free Repair or Replacements	1	1,818	0.1%	0.7%	0.8%	0.8%
% of FP17s Relating to Continuations	4	1,818	0.2%	0.9%	1.2%	1.2%
% of Patients satisfied with the dentistry they have received	1	2	N/A	92.1%	92.7%	92.8%
% of Patients satisfied with the time they had to wait for an appointment	1	2	N/A	90.3%	89.1%	88.7%

* This is based on patients treated on this contract for their most recent course of treatment. Figures in italics indicate the base number of FP17s or Patient Questionnaire responses are less than 100. N/A is shown where the base number of responses is less than 10 during the period. % is calculated as Quantity/Base number*100

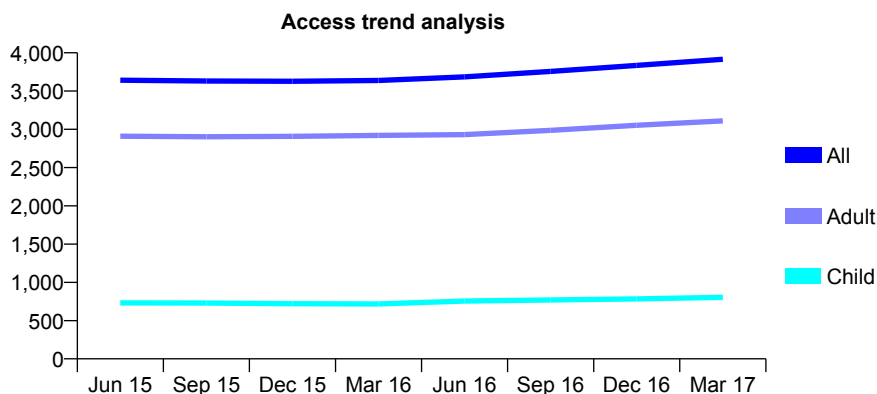
Q54 - Vital Signs At a Glance Contract Report for 853720/0001 - March 2017

Name or company name	MR LY CHEN
Contract type name	GDS Contract
Purpose of contract	General
Contract start date	01/04/2006
Contract end date	

16/17 Contracted general activity (UDA)	14,150
Carry forward general activity (UDA)	183
16/17 Contracted orthodontic activity (UOA)	0
Carry forward orthodontic activity (UOA)	0
Baseline contract value	£335,324.22

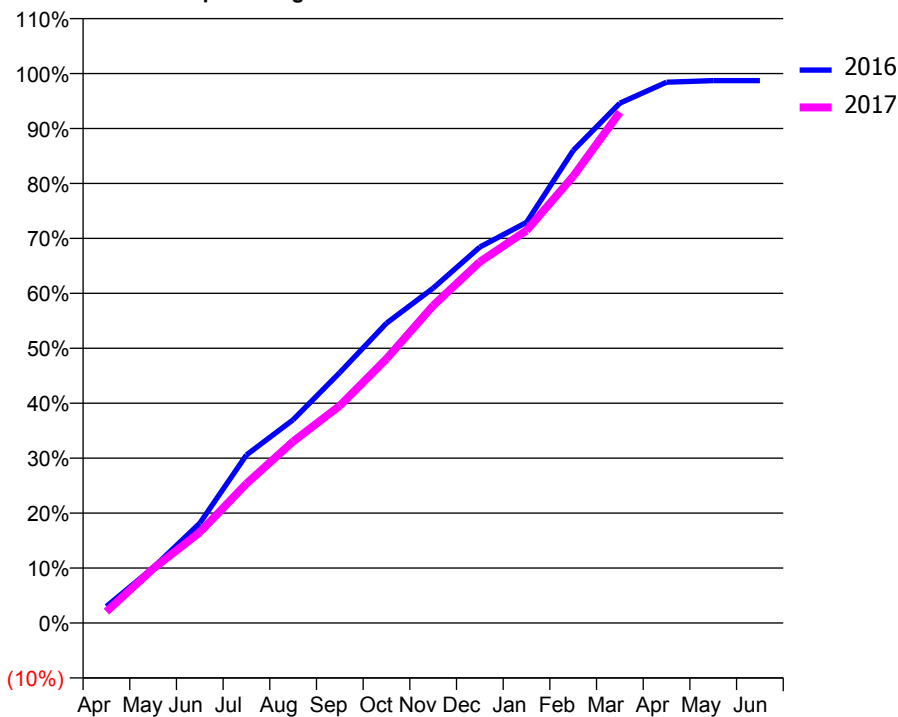
ACCESS*

Patients seen in 24 months	Total	Change since previous quarter
Quarter ending March 2016	3,639	
Quarter ending June 2016	3,685	→
Quarter ending September 2016	3,757	→
Quarter ending December 2016	3,836	↑
Quarter ending March 2017	3,916	↑
Variance since March 2016	7.6%	↑



ACTIVITY

Cumulative percentage of contracted UDA delivered 2016 & 2017



Month	Adjusted Scheduled Activity (UDA)	
	2016	2017
April	429	295
May	1,424	1,401
June	2,570	2,335
July	4,327	3,591
August	5,235	4,674
September	6,449	5,597
October	7,719	6,806
November	8,624	8,173
December	9,680	9,299
January	10,317	10,107
February	12,168	11,504
March	13,387	13,151
April	13,927	
May	13,966	
June	13,967	

QUALITY

	Quantity	Base Number	Contract	AT	Region	England
% of FP17s for the same patient ID Re-attending within 3 months - Children	106	1,088	9.7%	10.0%	12.0%	12.3%
% of FP17s for the same patient ID Re-attending within 3 months - Adults	496	3,946	12.6%	15.4%	16.0%	16.7%
% of FP17s for the same patient ID Re-attending between 3 & 9 months - Children	443	1,088	40.7%	51.1%	58.8%	57.6%
% of FP17s for the same patient ID Re-attending between 3 & 9 months - Adults	1,886	3,946	47.8%	46.4%	51.2%	50.1%
% of FP17s for Band 1 Urgent Courses	307	4,818	6.4%	8.1%	8.0%	9.1%
% of FP17s Relating to Free Repair or Replacements	20	4,818	0.4%	0.7%	0.8%	0.8%
% of FP17s Relating to Continuations	17	4,818	0.4%	0.9%	1.2%	1.2%
% of Patients satisfied with the dentistry they have received	3	4	N/A	92.1%	92.7%	92.8%
% of Patients satisfied with the time they had to wait for an appointment	4	4	N/A	90.3%	89.1%	88.7%

* This is based on patients treated on this contract for their most recent course of treatment. Figures in italics indicate the base number of FP17s or Patient Questionnaire responses are less than 100. N/A is shown where the base number of responses is less than 10 during the period. % is calculated as Quantity/Base number*100

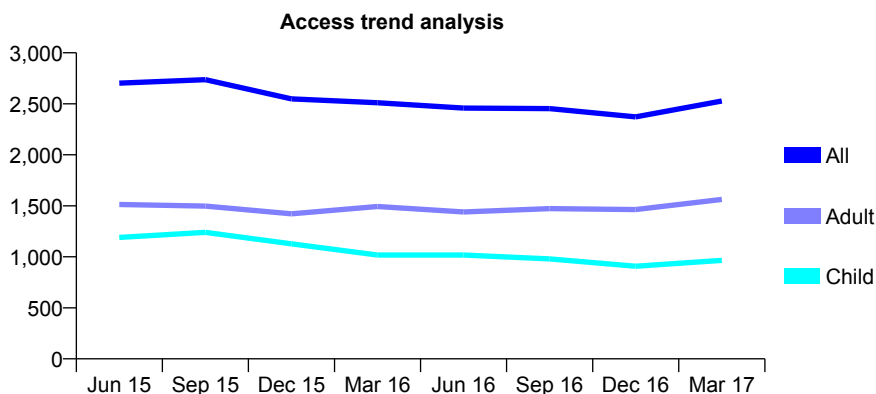
Q54 - Vital Signs At a Glance Contract Report for 854115/0001 - March 2017

Name or company name	MISS N DHALIWAL
Contract type name	GDS Contract
Purpose of contract	General
Contract start date	01/04/2006
Contract end date	

16/17 Contracted general activity (UDA)	9,418
Carry forward general activity (UDA)	0
16/17 Contracted orthodontic activity (UOA)	0
Carry forward orthodontic activity (UOA)	0
Baseline contract value	£259,865.57

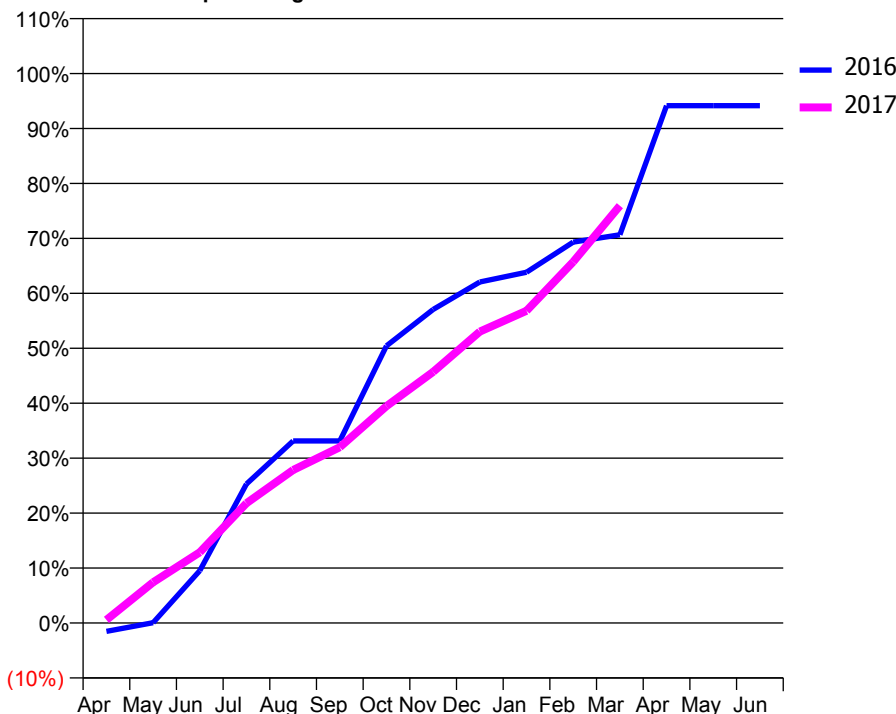
ACCESS*

Patients seen in 24 months	Total	Change since previous quarter
Quarter ending March 2016	2,510	
Quarter ending June 2016	2,458	↓
Quarter ending September 2016	2,453	→
Quarter ending December 2016	2,372	↓
Quarter ending March 2017	2,528	↑
Variance since March 2016	0.7%	→



ACTIVITY

Cumulative percentage of contracted UDA delivered 2016 & 2017



Month	Adjusted Scheduled Activity (UDA)	
	2016	2017
April	-146	54
May	5	698
June	896	1,213
July	2,383	2,053
August	3,122	2,623
September	3,122	3,014
October	4,751	3,718
November	5,374	4,305
December	5,845	4,996
January	6,012	5,352
February	6,528	6,190
March	6,654	7,153
April	8,867	
May	8,867	
June	8,867	

QUALITY

	Quantity	Base Number	Contract	AT	Region	England
% of FP17s for the same patient ID Re-attending within 3 months - Children	32	1,430	2.2%	10.0%	12.0%	12.3%
% of FP17s for the same patient ID Re-attending within 3 months - Adults	152	1,821	8.3%	15.4%	16.0%	16.7%
% of FP17s for the same patient ID Re-attending between 3 & 9 months - Children	655	1,430	45.8%	51.1%	58.8%	57.6%
% of FP17s for the same patient ID Re-attending between 3 & 9 months - Adults	577	1,821	31.7%	46.4%	51.2%	50.1%
% of FP17s for Band 1 Urgent Courses	29	2,568	1.1%	8.1%	8.0%	9.1%
% of FP17s Relating to Free Repair or Replacements	2	2,568	0.1%	0.7%	0.8%	0.8%
% of FP17s Relating to Continuations	45	2,568	1.8%	0.9%	1.2%	1.2%
% of Patients satisfied with the dentistry they have received	0	0	N/A	92.1%	92.7%	92.8%
% of Patients satisfied with the time they had to wait for an appointment	0	0	N/A	90.3%	89.1%	88.7%

* This is based on patients treated on this contract for their most recent course of treatment. Figures in italics indicate the base number of FP17s or Patient Questionnaire responses are less than 100. N/A is shown where the base number of responses is less than 10 during the period. % is calculated as Quantity/Base number*100

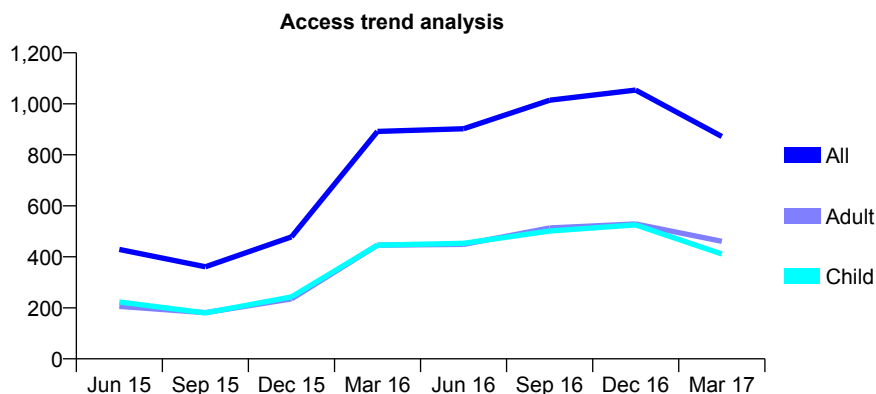
Q54 - Vital Signs At a Glance Contract Report for 854115/0009 - March 2017

Name or company name	MISS N DHALIWAL
Contract type name	PDS Plus Contract
Purpose of contract	General
Contract start date	01/05/2012
Contract end date	30/04/2017

16/17 Contracted general activity (UDA)	2,000
Carry forward general activity (UDA)	62
16/17 Contracted orthodontic activity (UOA)	0
Carry forward orthodontic activity (UOA)	0
Baseline contract value	£23,610.98

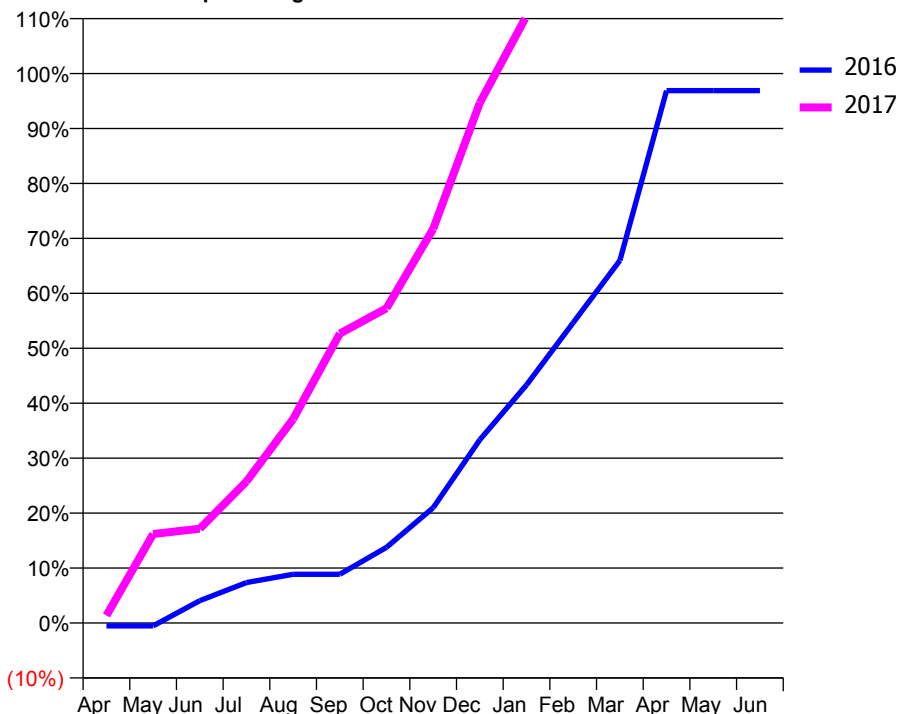
ACCESS*

Patients seen in 24 months	Total	Change since previous quarter
Quarter ending March 2016	892	
Quarter ending June 2016	902	→
Quarter ending September 2016	1,014	↑
Quarter ending December 2016	1,054	↑
Quarter ending March 2017	872	↓
Variance since March 2016	(2.2%)	↓



ACTIVITY

Cumulative percentage of contracted UDA delivered 2016 & 2017



Month	Adjusted Scheduled Activity (UDA)	
	2016	2017
April	-11	27
May	-11	324
June	81	343
July	147	515
August	178	742
September	178	1,054
October	276	1,146
November	420	1,435
December	667	1,894
January	866	2,209
February	1,093	2,211
March	1,320	2,207
April	1,938	
May	1,938	
June	1,938	

QUALITY

	Quantity	Base Number	Contract	AT	Region	England
% of FP17s for the same patient ID Re-attending within 3 months - Children	4	601	0.7%	10.0%	12.0%	12.3%
% of FP17s for the same patient ID Re-attending within 3 months - Adults	20	511	3.9%	15.4%	16.0%	16.7%
% of FP17s for the same patient ID Re-attending between 3 & 9 months - Children	146	601	24.3%	51.1%	58.8%	57.6%
% of FP17s for the same patient ID Re-attending between 3 & 9 months - Adults	80	511	15.7%	46.4%	51.2%	50.1%
% of FP17s for Band 1 Urgent Courses	3	883	0.3%	8.1%	8.0%	9.1%
% of FP17s Relating to Free Repair or Replacements	0	883	0.0%	0.7%	0.8%	0.8%
% of FP17s Relating to Continuations	7	883	0.8%	0.9%	1.2%	1.2%
% of Patients satisfied with the dentistry they have received	2	2	N/A	92.1%	92.7%	92.8%
% of Patients satisfied with the time they had to wait for an appointment	2	2	N/A	90.3%	89.1%	88.7%

* This is based on patients treated on this contract for their most recent course of treatment. Figures in italics indicate the base number of FP17s or Patient Questionnaire responses are less than 100. N/A is shown where the base number of responses is less than 10 during the period. % is calculated as Quantity/Base number*100

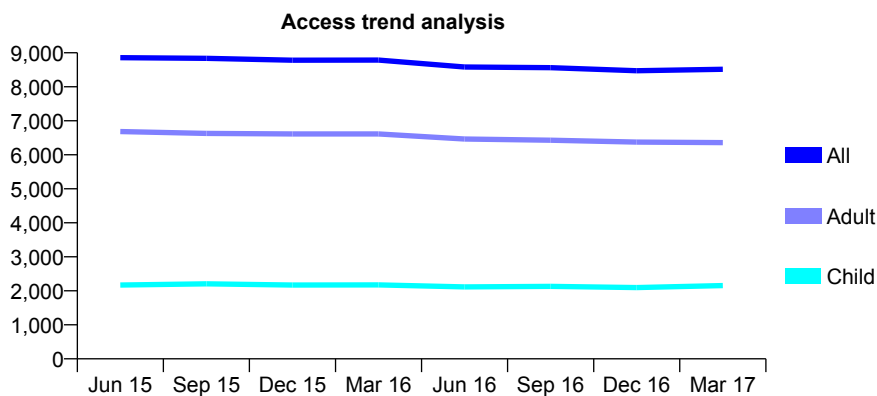
Q54 - Vital Signs At a Glance Contract Report for 854255/0001 - March 2017

Name or company name	MR M DHANDA
Contract type name	GDS Contract
Purpose of contract	General
Contract start date	01/04/2006
Contract end date	

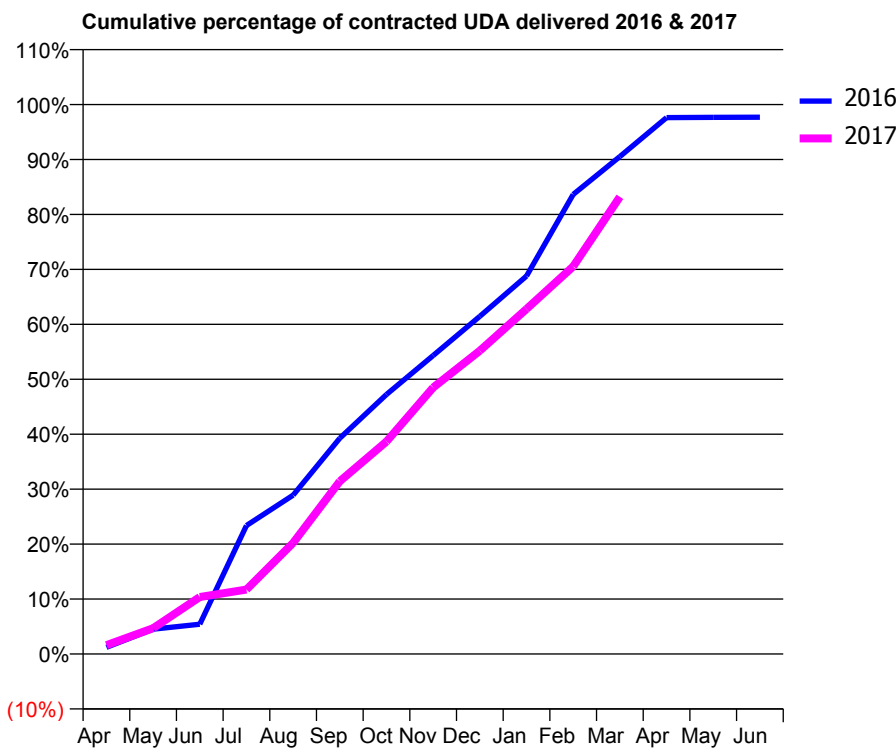
16/17 Contracted general activity (UDA)	22,559
Carry forward general activity (UDA)	522
16/17 Contracted orthodontic activity (UOA)	0
Carry forward orthodontic activity (UOA)	0
Baseline contract value	£533,385.63

ACCESS*

Patients seen in 24 months	Total	Change since previous quarter
Quarter ending March 2016	8,786	
Quarter ending June 2016	8,581	↓
Quarter ending September 2016	8,561	→
Quarter ending December 2016	8,472	↓
Quarter ending March 2017	8,514	→
Variance since March 2016	(3.1%)	↓



ACTIVITY



Month	Adjusted Scheduled Activity (UDA)	
	2016	2017
April	277	362
May	1,022	1,057
June	1,221	2,342
July	5,275	2,649
August	6,522	4,564
September	8,861	7,090
October	10,654	8,726
November	12,256	10,940
December	13,866	12,454
January	15,519	14,166
February	18,865	15,909
March	20,424	18,768
April	22,022	
May	22,034	
June	22,037	

QUALITY

	Quantity	Base Number	Contract	AT	Region	England
% of FP17s for the same patient ID Re-attending within 3 months - Children	144	2,685	5.4%	10.0%	12.0%	12.3%
% of FP17s for the same patient ID Re-attending within 3 months - Adults	695	7,043	9.9%	15.4%	16.0%	16.7%
% of FP17s for the same patient ID Re-attending between 3 & 9 months - Children	1,303	2,685	48.5%	51.1%	58.8%	57.6%
% of FP17s for the same patient ID Re-attending between 3 & 9 months - Adults	3,309	7,043	47.0%	46.4%	51.2%	50.1%
% of FP17s for Band 1 Urgent Courses	458	8,370	5.5%	8.1%	8.0%	9.1%
% of FP17s Relating to Free Repair or Replacements	62	8,370	0.7%	0.7%	0.8%	0.8%
% of FP17s Relating to Continuations	54	8,370	0.6%	0.9%	1.2%	1.2%
% of Patients satisfied with the dentistry they have received	6	7	N/A	92.1%	92.7%	92.8%
% of Patients satisfied with the time they had to wait for an appointment	6	7	N/A	90.3%	89.1%	88.7%

* This is based on patients treated on this contract for their most recent course of treatment. Figures in italics indicate the base number of FP17s or Patient Questionnaire responses are less than 100. N/A is shown where the base number of responses is less than 10 during the period. % is calculated as Quantity/Base number*100

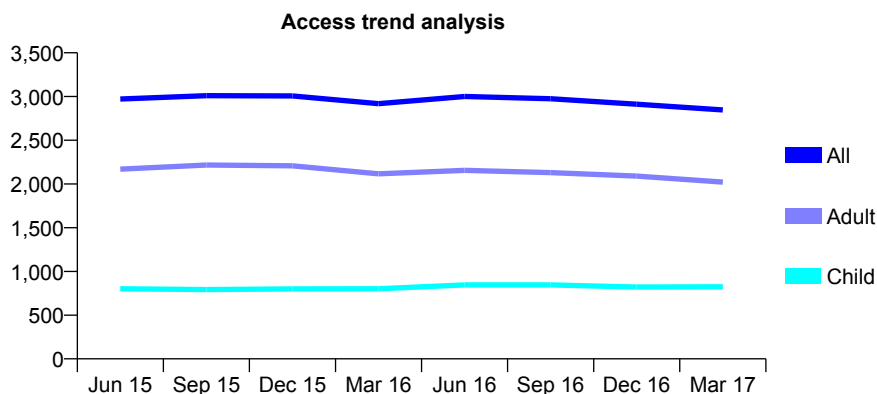
Q54 - Vital Signs At a Glance Contract Report for 857866/0002 - March 2017

Name or company name	MR LG THOTA
Contract type name	GDS Contract
Purpose of contract	General
Contract start date	01/09/2006
Contract end date	

16/17 Contracted general activity (UDA)	16,000
Carry forward general activity (UDA)	0
16/17 Contracted orthodontic activity (UOA)	0
Carry forward orthodontic activity (UOA)	0
Baseline contract value	£324,128.57

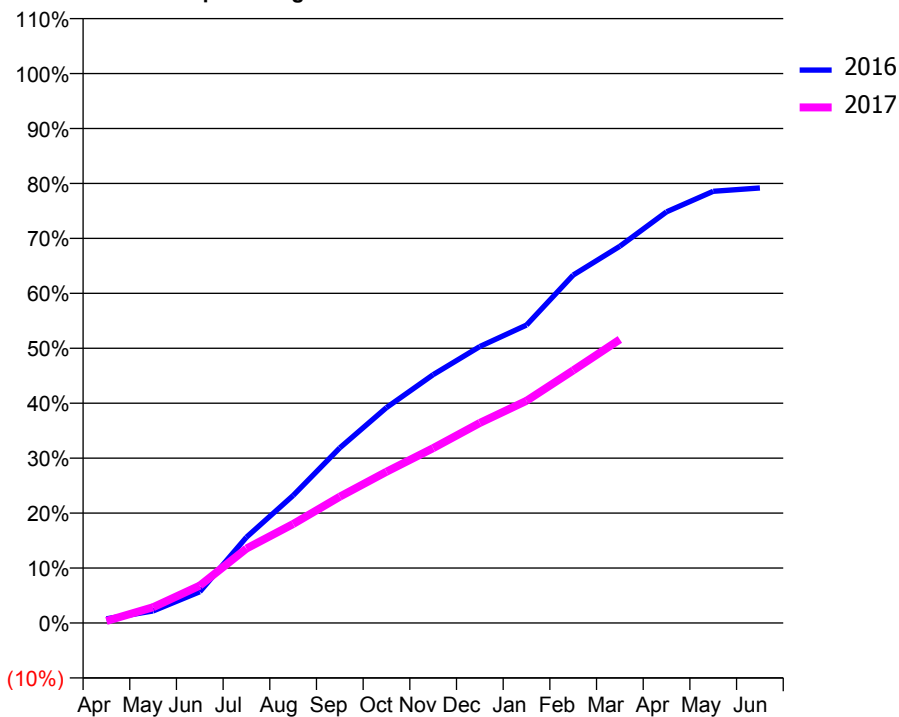
ACCESS*

Patients seen in 24 months	Total	Change since previous quarter
Quarter ending March 2016	2,918	
Quarter ending June 2016	3,000	↑
Quarter ending September 2016	2,974	→
Quarter ending December 2016	2,912	↓
Quarter ending March 2017	2,846	↓
Variance since March 2016	(2.5%)	↓



ACTIVITY

Cumulative percentage of contracted UDA delivered 2016 & 2017



Month	Adjusted Scheduled Activity (UDA)	
	2016	2017
April	121	62
May	350	462
June	909	1,088
July	2,498	2,170
August	3,715	2,884
September	5,099	3,679
October	6,274	4,405
November	7,232	5,091
December	8,051	5,828
January	8,677	6,469
February	10,133	7,357
March	10,970	8,256
April	11,971	
May	12,569	
June	12,665	

QUALITY

	Quantity	Base Number	Contract	AT	Region	England
% of FP17s for the same patient ID Re-attending within 3 months - Children	106	1,221	8.7%	10.0%	12.0%	12.3%
% of FP17s for the same patient ID Re-attending within 3 months - Adults	741	3,199	23.2%	15.4%	16.0%	16.7%
% of FP17s for the same patient ID Re-attending between 3 & 9 months - Children	664	1,221	54.4%	51.1%	58.8%	57.6%
% of FP17s for the same patient ID Re-attending between 3 & 9 months - Adults	1,538	3,199	48.1%	46.4%	51.2%	50.1%
% of FP17s for Band 1 Urgent Courses	602	3,839	15.7%	8.1%	8.0%	9.1%
% of FP17s Relating to Free Repair or Replacements	105	3,839	2.7%	0.7%	0.8%	0.8%
% of FP17s Relating to Continuations	58	3,839	1.5%	0.9%	1.2%	1.2%
% of Patients satisfied with the dentistry they have received	4	4	N/A	92.1%	92.7%	92.8%
% of Patients satisfied with the time they had to wait for an appointment	4	4	N/A	90.3%	89.1%	88.7%

* This is based on patients treated on this contract for their most recent course of treatment. Figures in italics indicate the base number of FP17s or Patient Questionnaire responses are less than 100. N/A is shown where the base number of responses is less than 10 during the period. % is calculated as Quantity/Base number*100

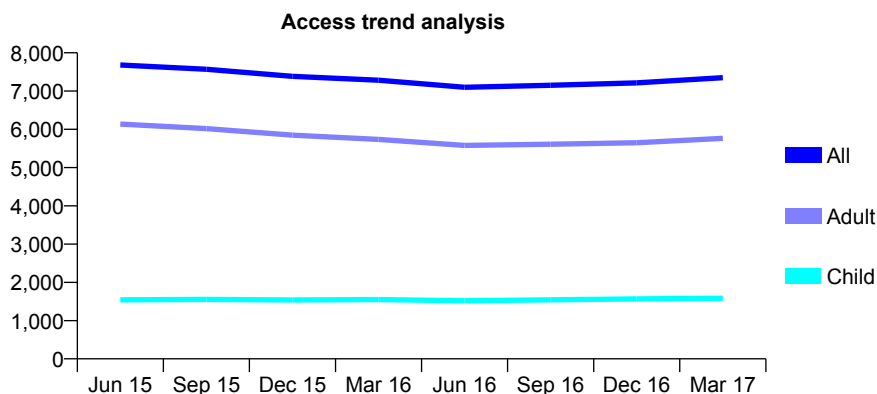
Q54 - Vital Signs At a Glance Contract Report for 858064/0001 - March 2017

Name or company name	MR JE SWINSCOE
Contract type name	GDS Contract
Purpose of contract	General
Contract start date	01/04/2006
Contract end date	

16/17 Contracted general activity (UDA)	23,507
Carry forward general activity (UDA)	123
16/17 Contracted orthodontic activity (UOA)	0
Carry forward orthodontic activity (UOA)	0
Baseline contract value	£658,304.77

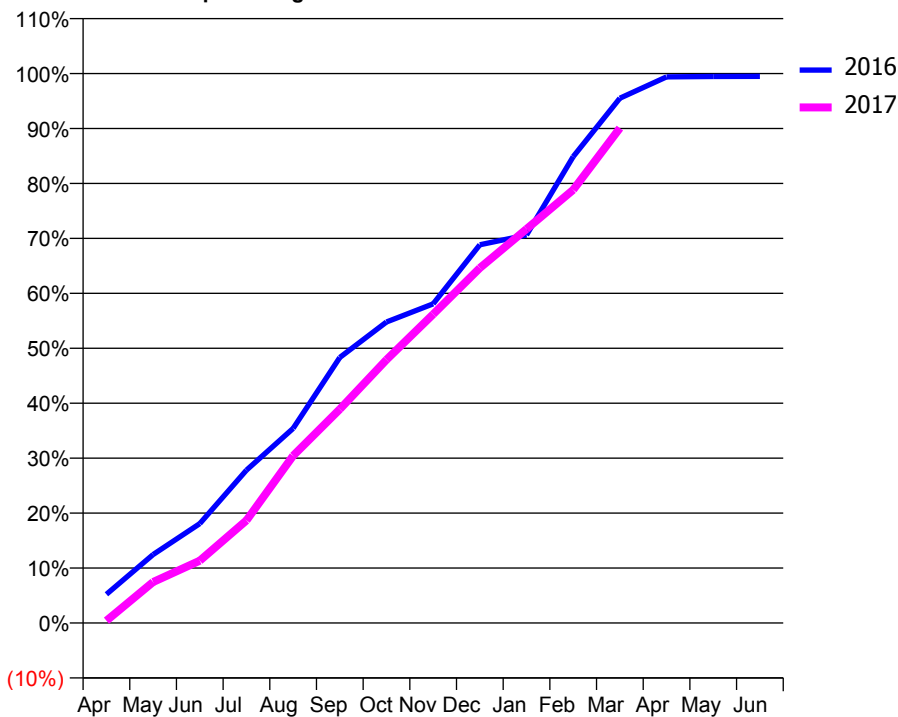
ACCESS*

Patients seen in 24 months	Total	Change since previous quarter
Quarter ending March 2016	7,283	
Quarter ending June 2016	7,098	↓
Quarter ending September 2016	7,151	→
Quarter ending December 2016	7,215	→
Quarter ending March 2017	7,349	→
Variance since March 2016	0.9%	→



ACTIVITY

Cumulative percentage of contracted UDA delivered 2016 & 2017



Month	Adjusted Scheduled Activity (UDA)	
	2016	2017
April	1,229	99
May	2,932	1,752
June	4,254	2,664
July	6,541	4,392
August	8,327	7,155
September	11,363	9,148
October	12,875	11,264
November	13,651	13,210
December	16,179	15,189
January	16,596	16,855
February	19,954	18,532
March	22,450	21,170
April	23,363	
May	23,382	
June	23,384	

QUALITY

	Quantity	Base Number	Contract	AT	Region	England
% of FP17s for the same patient ID Re-attending within 3 months - Children	138	2,147	6.4%	10.0%	12.0%	12.3%
% of FP17s for the same patient ID Re-attending within 3 months - Adults	825	7,533	11.0%	15.4%	16.0%	16.7%
% of FP17s for the same patient ID Re-attending between 3 & 9 months - Children	1,183	2,147	55.1%	51.1%	58.8%	57.6%
% of FP17s for the same patient ID Re-attending between 3 & 9 months - Adults	4,200	7,533	55.8%	46.4%	51.2%	50.1%
% of FP17s for Band 1 Urgent Courses	513	9,332	5.5%	8.1%	8.0%	9.1%
% of FP17s Relating to Free Repair or Replacements	84	9,332	0.9%	0.7%	0.8%	0.8%
% of FP17s Relating to Continuations	142	9,332	1.5%	0.9%	1.2%	1.2%
% of Patients satisfied with the dentistry they have received	13	15	86.7%	92.1%	92.7%	92.8%
% of Patients satisfied with the time they had to wait for an appointment	14	15	93.3%	90.3%	89.1%	88.7%

* This is based on patients treated on this contract for their most recent course of treatment. Figures in italics indicate the base number of FP17s or Patient Questionnaire responses are less than 100. N/A is shown where the base number of responses is less than 10 during the period. % is calculated as Quantity/Base number*100

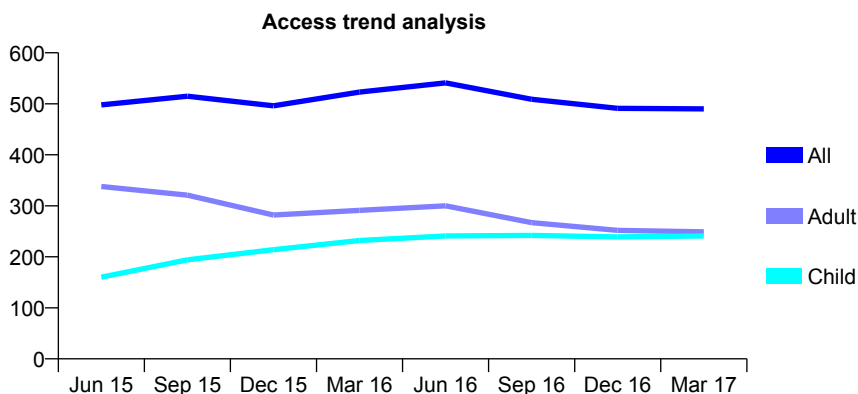
Q54 - Vital Signs At a Glance Contract Report for 858609/0001 - March 2017

Name or company name	MR KS GILL
Contract type name	GDS Contract
Purpose of contract	General
Contract start date	01/03/2010
Contract end date	

16/17 Contracted general activity (UDA)	2,000
Carry forward general activity (UDA)	30
16/17 Contracted orthodontic activity (UOA)	0
Carry forward orthodontic activity (UOA)	0
Baseline contract value	£46,492.19

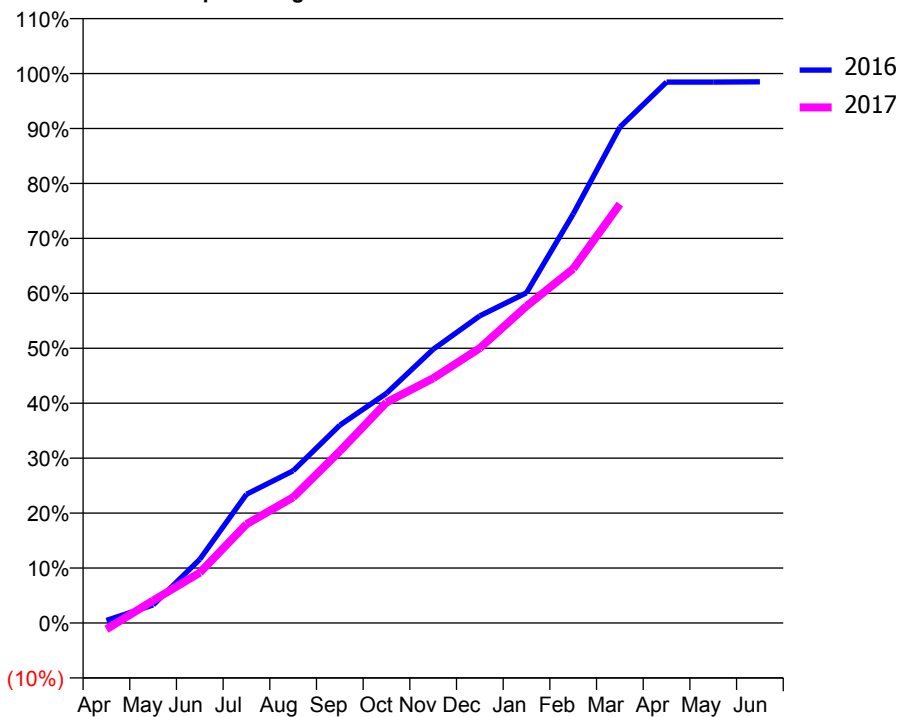
ACCESS*

Patients seen in 24 months	Total	Change since previous quarter
Quarter ending March 2016	523	
Quarter ending June 2016	541	↑
Quarter ending September 2016	509	↓
Quarter ending December 2016	491	↓
Quarter ending March 2017	490	→
Variance since March 2016	(6.3%)	↓



ACTIVITY

Cumulative percentage of contracted UDA delivered 2016 & 2017



Month	Adjusted Scheduled Activity (UDA)	
	2016	2017
April	10	-23
May	66	82
June	232	183
July	468	360
August	554	457
September	720	625
October	836	803
November	996	891
December	1,118	1,000
January	1,202	1,153
February	1,489	1,289
March	1,805	1,525
April	1,969	
May	1,969	
June	1,970	

QUALITY

	Quantity	Base Number	Contract	AT	Region	England
% of FP17s for the same patient ID Re-attending within 3 months - Children	12	385	3.1%	10.0%	12.0%	12.3%
% of FP17s for the same patient ID Re-attending within 3 months - Adults	36	372	9.7%	15.4%	16.0%	16.7%
% of FP17s for the same patient ID Re-attending between 3 & 9 months - Children	233	385	60.5%	51.1%	58.8%	57.6%
% of FP17s for the same patient ID Re-attending between 3 & 9 months - Adults	87	372	23.4%	46.4%	51.2%	50.1%
% of FP17s for Band 1 Urgent Courses	44	721	6.1%	8.1%	8.0%	9.1%
% of FP17s Relating to Free Repair or Replacements	0	721	0.0%	0.7%	0.8%	0.8%
% of FP17s Relating to Continuations	2	721	0.3%	0.9%	1.2%	1.2%
% of Patients satisfied with the dentistry they have received	0	0	N/A	92.1%	92.7%	92.8%
% of Patients satisfied with the time they had to wait for an appointment	0	0	N/A	90.3%	89.1%	88.7%

* This is based on patients treated on this contract for their most recent course of treatment. Figures in italics indicate the base number of FP17s or Patient Questionnaire responses are less than 100. N/A is shown where the base number of responses is less than 10 during the period. % is calculated as Quantity/Base number*100

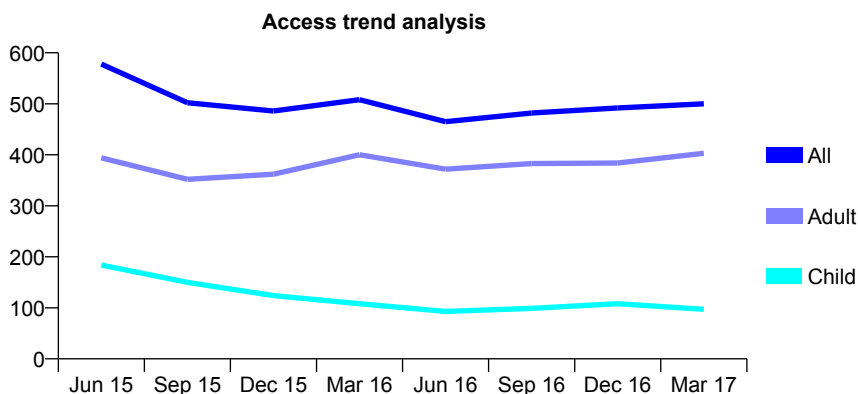
Q54 - Vital Signs At a Glance Contract Report for 858609/0003 - March 2017

Name or company name	MR KS GILL
Contract type name	PDS Plus Contract
Purpose of contract	General
Contract start date	01/05/2012
Contract end date	30/04/2017

16/17 Contracted general activity (UDA)	2,000
Carry forward general activity (UDA)	17
16/17 Contracted orthodontic activity (UOA)	0
Carry forward orthodontic activity (UOA)	0
Baseline contract value	£24,686.55

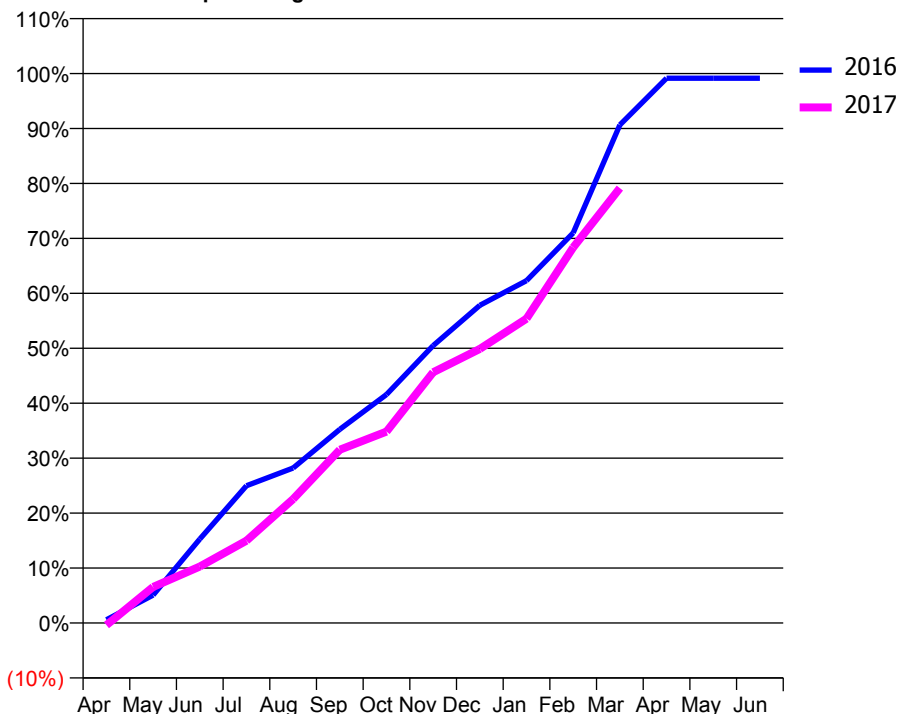
ACCESS*

Patients seen in 24 months	Total	Change since previous quarter
Quarter ending March 2016	508	
Quarter ending June 2016	465	↓
Quarter ending September 2016	482	↑
Quarter ending December 2016	492	↑
Quarter ending March 2017	500	→
Variance since March 2016	(1.6%)	↓



ACTIVITY

Cumulative percentage of contracted UDA delivered 2016 & 2017



Month	Adjusted Scheduled Activity (UDA)	
	2016	2017
April	12	-8
May	102	131
June	305	206
July	500	300
August	564	451
September	705	631
October	831	697
November	1,010	913
December	1,156	998
January	1,246	1,108
February	1,420	1,367
March	1,813	1,583
April	1,983	
May	1,983	
June	1,983	

QUALITY

	Quantity	Base Number	Contract	AT	Region	England
% of FP17s for the same patient ID Re-attending within 3 months - Children	0	122	0.0%	10.0%	12.0%	12.3%
% of FP17s for the same patient ID Re-attending within 3 months - Adults	30	486	6.2%	15.4%	16.0%	16.7%
% of FP17s for the same patient ID Re-attending between 3 & 9 months - Children	11	122	9.0%	51.1%	58.8%	57.6%
% of FP17s for the same patient ID Re-attending between 3 & 9 months - Adults	132	486	27.2%	46.4%	51.2%	50.1%
% of FP17s for Band 1 Urgent Courses	24	582	4.1%	8.1%	8.0%	9.1%
% of FP17s Relating to Free Repair or Replacements	2	582	0.3%	0.7%	0.8%	0.8%
% of FP17s Relating to Continuations	0	582	0.0%	0.9%	1.2%	1.2%
% of Patients satisfied with the dentistry they have received	1	2	N/A	92.1%	92.7%	92.8%
% of Patients satisfied with the time they had to wait for an appointment	1	2	N/A	90.3%	89.1%	88.7%

* This is based on patients treated on this contract for their most recent course of treatment. Figures in italics indicate the base number of FP17s or Patient Questionnaire responses are less than 100. N/A is shown where the base number of responses is less than 10 during the period. % is calculated as Quantity/Base number*100

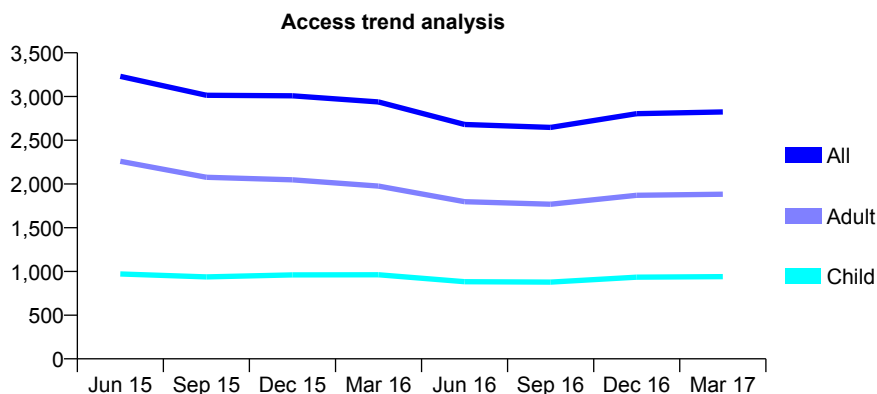
Q54 - Vital Signs At a Glance Contract Report for 859389/0001 - March 2017

Name or company name	MR A KHALIL
Contract type name	GDS Contract
Purpose of contract	General
Contract start date	01/04/2006
Contract end date	

16/17 Contracted general activity (UDA)	11,766
Carry forward general activity (UDA)	-188
16/17 Contracted orthodontic activity (UOA)	0
Carry forward orthodontic activity (UOA)	0
Baseline contract value	£292,757.33

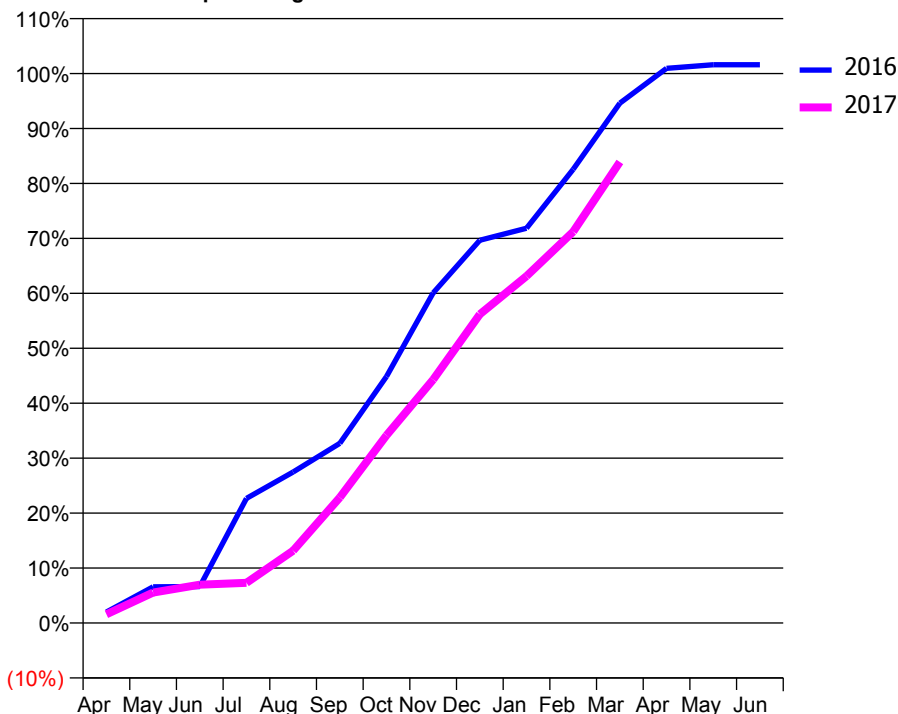
ACCESS*

Patients seen in 24 months	Total	Change since previous quarter
Quarter ending March 2016	2,938	
Quarter ending June 2016	2,680	↓
Quarter ending September 2016	2,646	↓
Quarter ending December 2016	2,804	↑
Quarter ending March 2017	2,823	→
Variance since March 2016	(3.9%)	↓



ACTIVITY

Cumulative percentage of contracted UDA delivered 2016 & 2017



Month	Adjusted Scheduled Activity (UDA)	
	2016	2017
April	235	188
May	777	652
June	780	821
July	2,668	861
August	3,233	1,548
September	3,847	2,687
October	5,279	4,020
November	7,069	5,211
December	8,195	6,612
January	8,454	7,427
February	9,714	8,378
March	11,130	9,873
April	11,877	
May	11,954	
June	11,954	

QUALITY

	Quantity	Base Number	Contract	AT	Region	England
% of FP17s for the same patient ID Re-attending within 3 months - Children	45	911	4.9%	10.0%	12.0%	12.3%
% of FP17s for the same patient ID Re-attending within 3 months - Adults	193	1,897	10.2%	15.4%	16.0%	16.7%
% of FP17s for the same patient ID Re-attending between 3 & 9 months - Children	200	911	22.0%	51.1%	58.8%	57.6%
% of FP17s for the same patient ID Re-attending between 3 & 9 months - Adults	524	1,897	27.6%	46.4%	51.2%	50.1%
% of FP17s for Band 1 Urgent Courses	230	2,633	8.7%	8.1%	8.0%	9.1%
% of FP17s Relating to Free Repair or Replacements	8	2,633	0.3%	0.7%	0.8%	0.8%
% of FP17s Relating to Continuations	2	2,633	0.1%	0.9%	1.2%	1.2%
% of Patients satisfied with the dentistry they have received	4	5	N/A	92.1%	92.7%	92.8%
% of Patients satisfied with the time they had to wait for an appointment	4	5	N/A	90.3%	89.1%	88.7%

* This is based on patients treated on this contract for their most recent course of treatment. Figures in italics indicate the base number of FP17s or Patient Questionnaire responses are less than 100. N/A is shown where the base number of responses is less than 10 during the period. % is calculated as Quantity/Base number*100

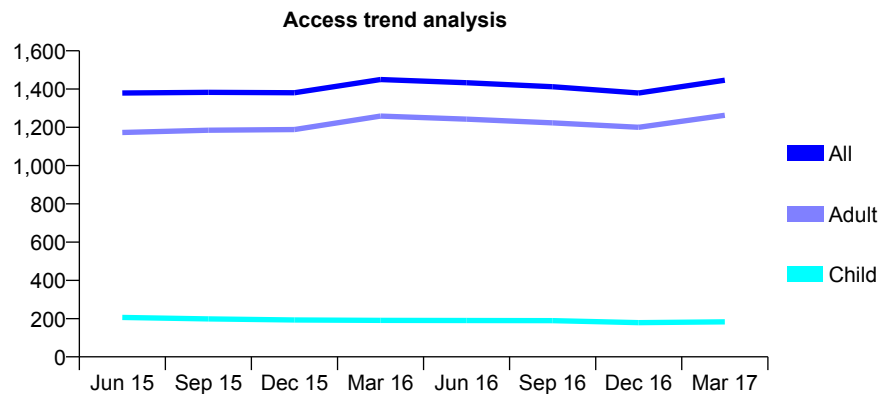
Q54 - Vital Signs At a Glance Contract Report for 901245/0001 - March 2017

Name or company name	MR DG HENDERSON
Contract type name	GDS Contract
Purpose of contract	General and Orthodontic
Contract start date	01/04/2006
Contract end date	

16/17 Contracted general activity (UDA)	3,830
Carry forward general activity (UDA)	13
16/17 Contracted orthodontic activity (UOA)	3
Carry forward orthodontic activity (UOA)	0
Baseline contract value	£98,638.00

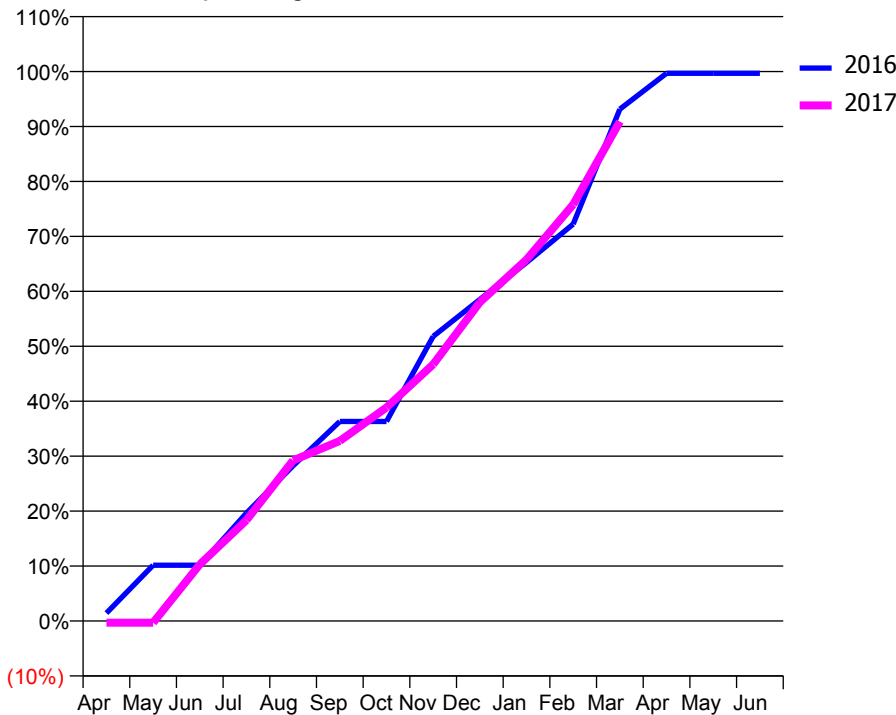
ACCESS*

Patients seen in 24 months	Total	Change since previous quarter
Quarter ending March 2016	1,450	
Quarter ending June 2016	1,433	↓
Quarter ending September 2016	1,412	↓
Quarter ending December 2016	1,379	↓
Quarter ending March 2017	1,446	↑
Variance since March 2016	(0.3%)	→



ACTIVITY

Cumulative percentage of contracted UDA delivered 2016 & 2017



Month	Adjusted Scheduled Activity (UDA)	
	2016	2017
April	55	-13
May	389	-13
June	389	395
July	752	703
August	1,082	1,120
September	1,391	1,255
October	1,391	1,489
November	1,983	1,789
December	2,241	2,222
January	2,499	2,519
February	2,766	2,903
March	3,568	3,481
April	3,817	
May	3,817	
June	3,817	

QUALITY

	Quantity	Base Number	Contract	AT	Region	England
% of FP17s for the same patient ID Re-attending within 3 months - Children	21	263	8.0%	10.0%	12.0%	12.3%
% of FP17s for the same patient ID Re-attending within 3 months - Adults	244	1,540	15.8%	15.4%	16.0%	16.7%
% of FP17s for the same patient ID Re-attending between 3 & 9 months - Children	156	263	59.3%	51.1%	58.8%	57.6%
% of FP17s for the same patient ID Re-attending between 3 & 9 months - Adults	661	1,540	42.9%	46.4%	51.2%	50.1%
% of FP17s for Band 1 Urgent Courses	159	1,702	9.3%	8.1%	8.0%	9.1%
% of FP17s Relating to Free Repair or Replacements	10	1,702	0.6%	0.7%	0.8%	0.8%
% of FP17s Relating to Continuations	2	1,702	0.1%	0.9%	1.2%	1.2%
% of Patients satisfied with the dentistry they have received	0	0	N/A	92.1%	92.7%	92.8%
% of Patients satisfied with the time they had to wait for an appointment	0	0	N/A	90.3%	89.1%	88.7%

* This is based on patients treated on this contract for their most recent course of treatment. Figures in italics indicate the base number of FP17s or Patient Questionnaire responses are less than 100. N/A is shown where the base number of responses is less than 10 during the period. % is calculated as Quantity/Base number*100

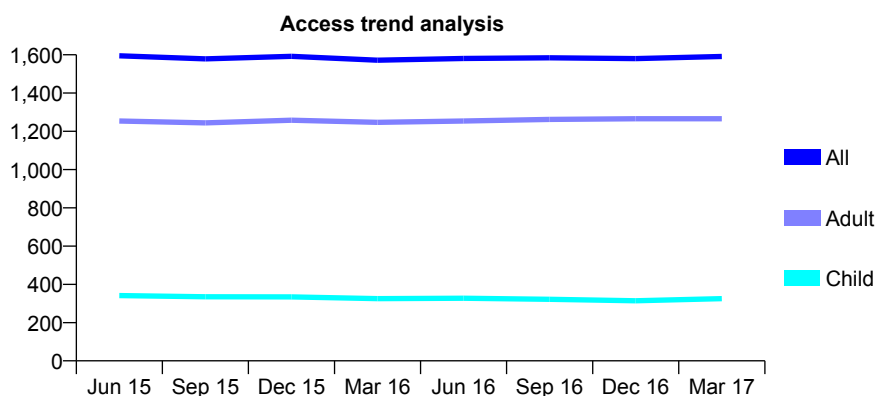
Q54 - Vital Signs At a Glance Contract Report for 909386/0001 - March 2017

Name or company name	MR AN HARGREAVES
Contract type name	GDS Contract
Purpose of contract	General
Contract start date	01/04/2006
Contract end date	

16/17 Contracted general activity (UDA)	4,635
Carry forward general activity (UDA)	0
16/17 Contracted orthodontic activity (UOA)	0
Carry forward orthodontic activity (UOA)	0
Baseline contract value	£131,960.42

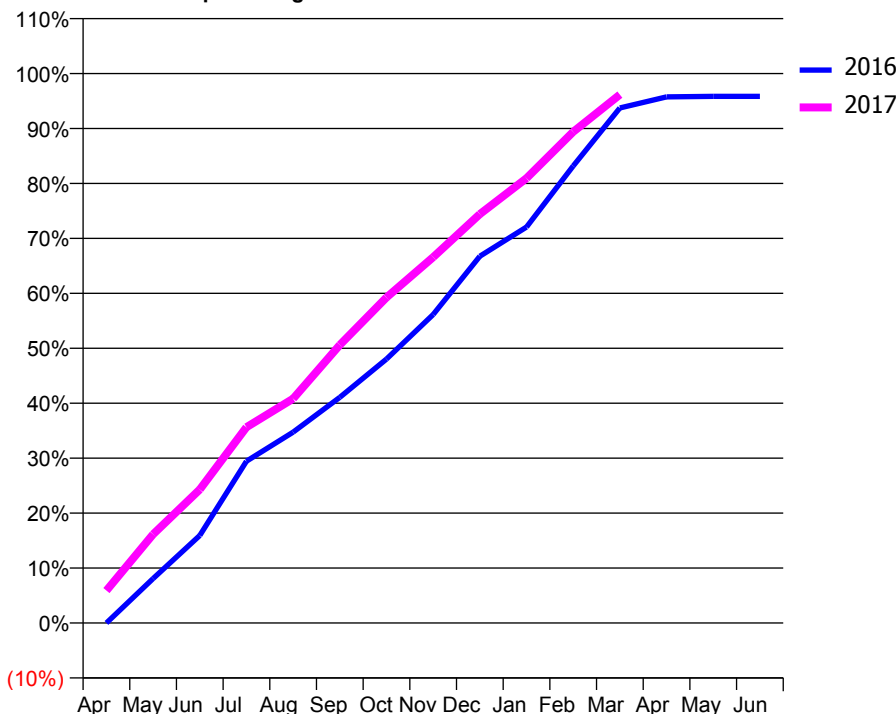
ACCESS*

Patients seen in 24 months	Total	Change since previous quarter
Quarter ending March 2016	1,572	
Quarter ending June 2016	1,581	→
Quarter ending September 2016	1,584	→
Quarter ending December 2016	1,580	→
Quarter ending March 2017	1,591	→
Variance since March 2016	1.2%	→



ACTIVITY

Cumulative percentage of contracted UDA delivered 2016 & 2017



Adjusted Scheduled Activity (UDA)

Month	2016	2017
April	-1	274
May	375	748
June	738	1,127
July	1,364	1,652
August	1,610	1,892
September	1,903	2,345
October	2,227	2,746
November	2,602	3,086
December	3,094	3,449
January	3,340	3,752
February	3,855	4,143
March	4,345	4,456
April	4,438	
May	4,442	
June	4,442	

QUALITY

	Quantity	Base Number	Contract	AT	Region	England
% of FP17s for the same patient ID Re-attending within 3 months - Children	15	522	2.9%	10.0%	12.0%	12.3%
% of FP17s for the same patient ID Re-attending within 3 months - Adults	95	1,806	5.3%	15.4%	16.0%	16.7%
% of FP17s for the same patient ID Re-attending between 3 & 9 months - Children	386	522	73.9%	51.1%	58.8%	57.6%
% of FP17s for the same patient ID Re-attending between 3 & 9 months - Adults	1,253	1,806	69.4%	46.4%	51.2%	50.1%
% of FP17s for Band 1 Urgent Courses	62	2,266	2.7%	8.1%	8.0%	9.1%
% of FP17s Relating to Free Repair or Replacements	1	2,266	0.0%	0.7%	0.8%	0.8%
% of FP17s Relating to Continuations	9	2,266	0.4%	0.9%	1.2%	1.2%
% of Patients satisfied with the dentistry they have received	0	0	N/A	92.1%	92.7%	92.8%
% of Patients satisfied with the time they had to wait for an appointment	0	0	N/A	90.3%	89.1%	88.7%

* This is based on patients treated on this contract for their most recent course of treatment. Figures in italics indicate the base number of FP17s or Patient Questionnaire responses are less than 100. N/A is shown where the base number of responses is less than 10 during the period. % is calculated as Quantity/Base number*100

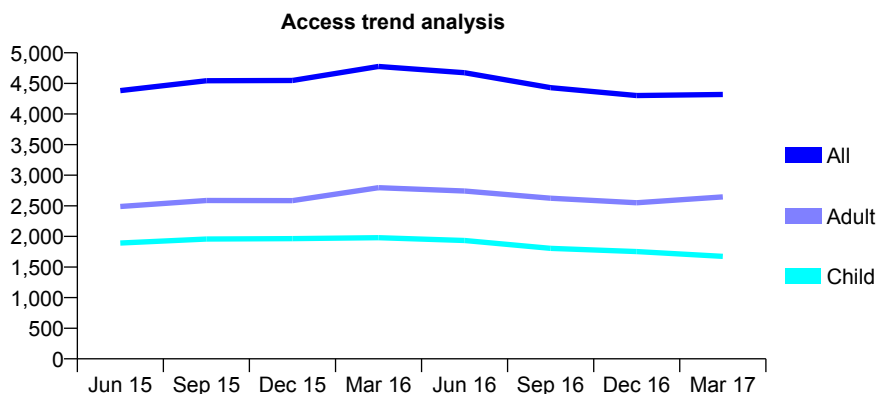
Q54 - Vital Signs At a Glance Contract Report for 913286/0002 - March 2017

Name or company name	MR GE FICKERT
Contract type name	GDS Contract
Purpose of contract	General
Contract start date	01/04/2006
Contract end date	

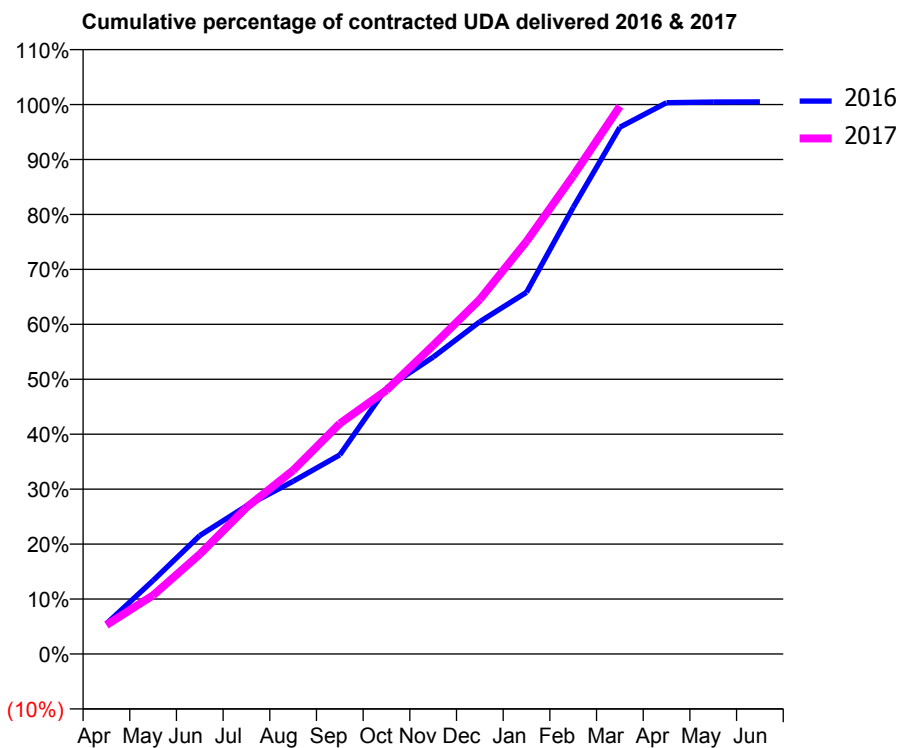
16/17 Contracted general activity (UDA)	14,799
Carry forward general activity (UDA)	-71
16/17 Contracted orthodontic activity (UOA)	0
Carry forward orthodontic activity (UOA)	0
Baseline contract value	£361,703.67

ACCESS*

Patients seen in 24 months	Total	Change since previous quarter
Quarter ending March 2016	4,776	
Quarter ending June 2016	4,674	↓
Quarter ending September 2016	4,430	↓
Quarter ending December 2016	4,302	↓
Quarter ending March 2017	4,319	→
Variance since March 2016	(9.6%)	↓



ACTIVITY



Month	Adjusted Scheduled Activity (UDA)	
	2016	2017
April	816	782
May	1,982	1,581
June	3,191	2,690
July	3,987	3,947
August	4,653	4,948
September	5,364	6,209
October	7,163	7,105
November	7,994	8,311
December	8,951	9,550
January	9,740	11,112
February	12,030	12,881
March	14,188	14,751
April	14,848	
May	14,867	
June	14,870	

QUALITY

	Quantity	Base Number	Contract	AT	Region	England
% of FP17s for the same patient ID Re-attending within 3 months - Children	140	2,139	6.5%	10.0%	12.0%	12.3%
% of FP17s for the same patient ID Re-attending within 3 months - Adults	487	2,812	17.3%	15.4%	16.0%	16.7%
% of FP17s for the same patient ID Re-attending between 3 & 9 months - Children	1,137	2,139	53.2%	51.1%	58.8%	57.6%
% of FP17s for the same patient ID Re-attending between 3 & 9 months - Adults	952	2,812	33.9%	46.4%	51.2%	50.1%
% of FP17s for Band 1 Urgent Courses	489	4,705	10.4%	8.1%	8.0%	9.1%
% of FP17s Relating to Free Repair or Replacements	10	4,705	0.2%	0.7%	0.8%	0.8%
% of FP17s Relating to Continuations	7	4,705	0.1%	0.9%	1.2%	1.2%
% of Patients satisfied with the dentistry they have received	4	4	N/A	92.1%	92.7%	92.8%
% of Patients satisfied with the time they had to wait for an appointment	4	4	N/A	90.3%	89.1%	88.7%

* This is based on patients treated on this contract for their most recent course of treatment. Figures in italics indicate the base number of FP17s or Patient Questionnaire responses are less than 100. N/A is shown where the base number of responses is less than 10 during the period. % is calculated as Quantity/Base number*100

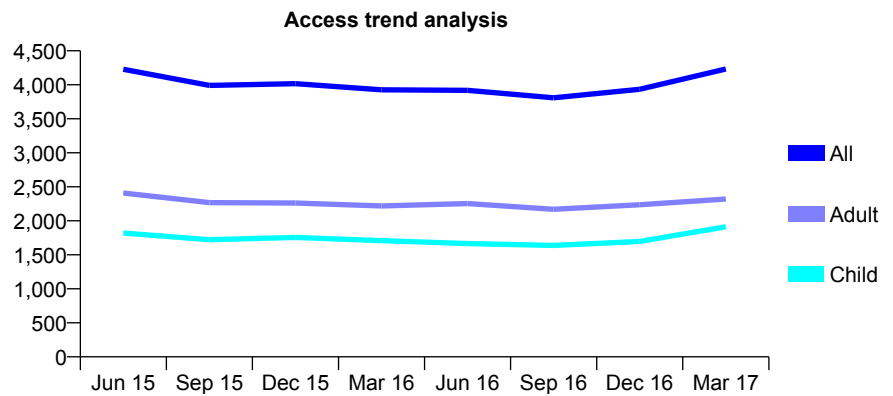
Q54 - Vital Signs At a Glance Contract Report for 913286/0003 - March 2017

Name or company name	MR GE FICKERT
Contract type name	GDS Contract
Purpose of contract	General
Contract start date	01/04/2006
Contract end date	

16/17 Contracted general activity (UDA)	8,060
Carry forward general activity (UDA)	-118
16/17 Contracted orthodontic activity (UOA)	0
Carry forward orthodontic activity (UOA)	0
Baseline contract value	£197,866.76

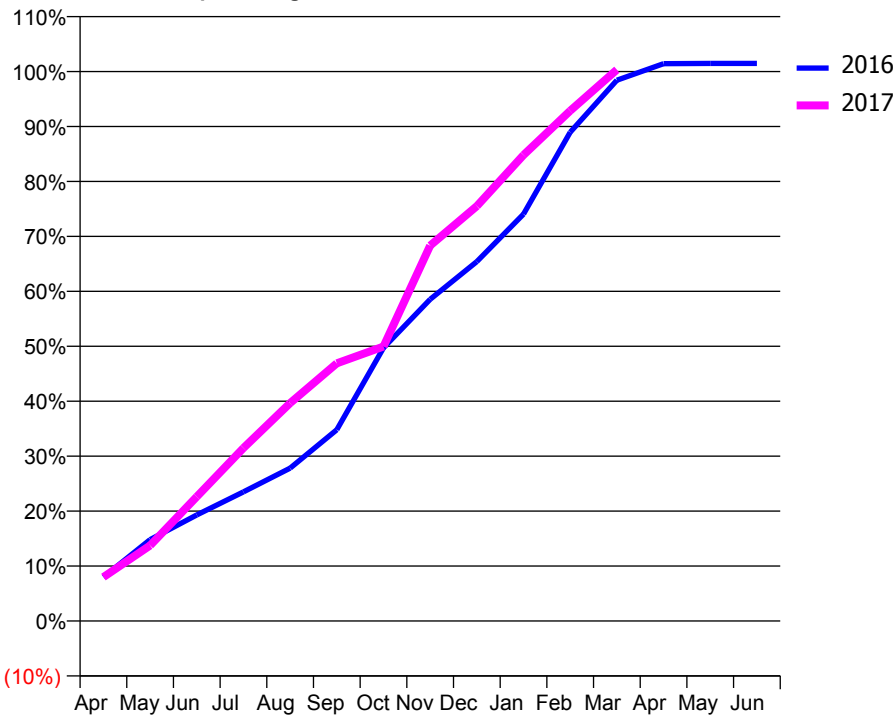
ACCESS*

Patients seen in 24 months	Total	Change since previous quarter
Quarter ending March 2016	3,927	
Quarter ending June 2016	3,919	→
Quarter ending September 2016	3,809	↓
Quarter ending December 2016	3,935	↑
Quarter ending March 2017	4,233	↑
Variance since March 2016	7.8%	↑



ACTIVITY

Cumulative percentage of contracted UDA delivered 2016 & 2017



Month	Adjusted Scheduled Activity (UDA)	
	2016	2017
April	645	644
May	1,194	1,107
June	1,557	1,824
July	1,895	2,537
August	2,242	3,197
September	2,806	3,780
October	4,007	4,027
November	4,719	5,507
December	5,272	6,085
January	5,968	6,836
February	7,169	7,483
March	7,933	8,087
April	8,174	
May	8,178	
June	8,178	

QUALITY

	Quantity	Base Number	Contract	AT	Region	England
% of FP17s for the same patient ID Re-attending within 3 months - Children	127	2,188	5.8%	10.0%	12.0%	12.3%
% of FP17s for the same patient ID Re-attending within 3 months - Adults	249	2,184	11.4%	15.4%	16.0%	16.7%
% of FP17s for the same patient ID Re-attending between 3 & 9 months - Children	720	2,188	32.9%	51.1%	58.8%	57.6%
% of FP17s for the same patient ID Re-attending between 3 & 9 months - Adults	610	2,184	27.9%	46.4%	51.2%	50.1%
% of FP17s for Band 1 Urgent Courses	362	3,249	11.1%	8.1%	8.0%	9.1%
% of FP17s Relating to Free Repair or Replacements	0	3,249	0.0%	0.7%	0.8%	0.8%
% of FP17s Relating to Continuations	1	3,249	0.0%	0.9%	1.2%	1.2%
% of Patients satisfied with the dentistry they have received	2	2	N/A	92.1%	92.7%	92.8%
% of Patients satisfied with the time they had to wait for an appointment	1	2	N/A	90.3%	89.1%	88.7%

* This is based on patients treated on this contract for their most recent course of treatment. Figures in italics indicate the base number of FP17s or Patient Questionnaire responses are less than 100. N/A is shown where the base number of responses is less than 10 during the period. % is calculated as Quantity/Base number*100

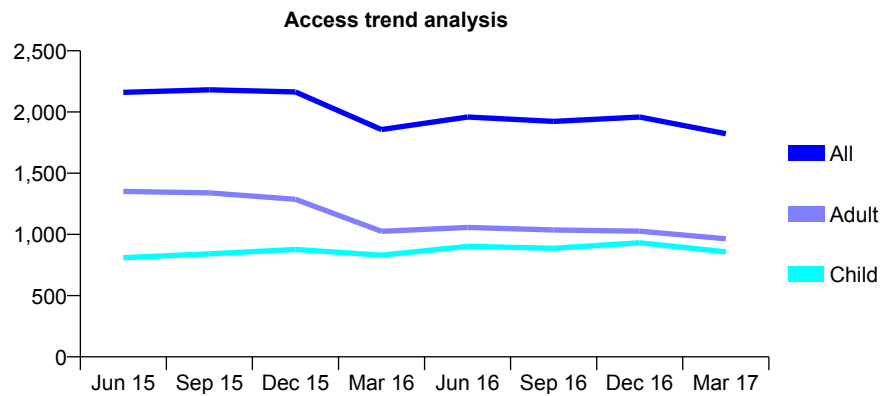
Q54 - Vital Signs At a Glance Contract Report for 913286/0004 - March 2017

Name or company name	MR GE FICKERT
Contract type name	GDS Contract
Purpose of contract	General
Contract start date	01/04/2006
Contract end date	

16/17 Contracted general activity (UDA)	5,597
Carry forward general activity (UDA)	-87
16/17 Contracted orthodontic activity (UOA)	0
Carry forward orthodontic activity (UOA)	0
Baseline contract value	£173,188.95

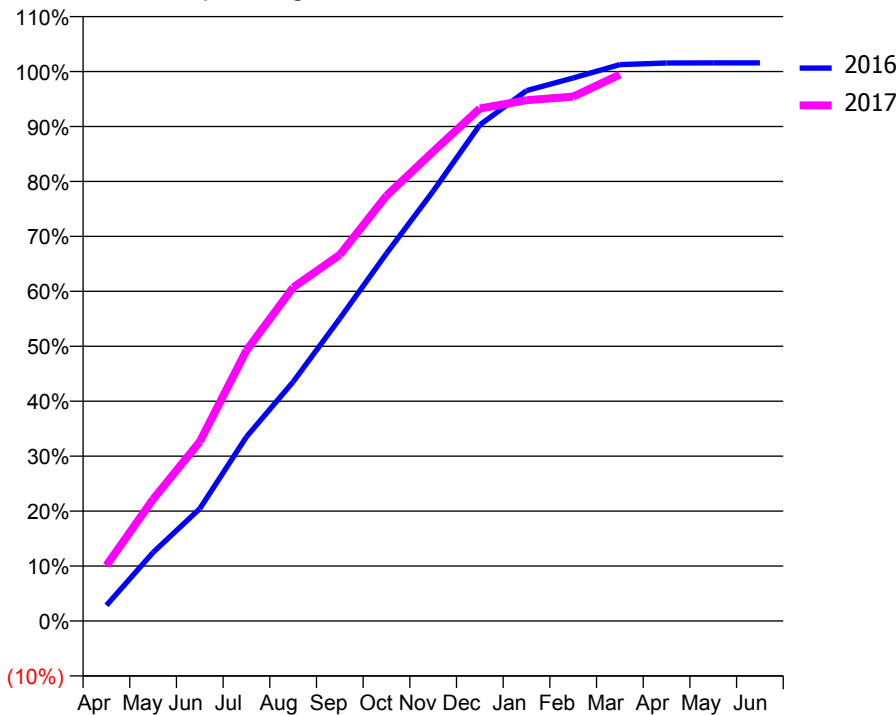
ACCESS*

Patients seen in 24 months	Total	Change since previous quarter
Quarter ending March 2016	1,857	
Quarter ending June 2016	1,959	↑
Quarter ending September 2016	1,923	↓
Quarter ending December 2016	1,959	→
Quarter ending March 2017	1,823	↓
Variance since March 2016	(1.8%)	↓



ACTIVITY

Cumulative percentage of contracted UDA delivered 2016 & 2017



Month	Adjusted Scheduled Activity (UDA)	
	2016	2017
April	160	566
May	699	1,241
June	1,144	1,826
July	1,876	2,756
August	2,436	3,397
September	3,081	3,730
October	3,744	4,331
November	4,378	4,781
December	5,053	5,221
January	5,403	5,305
February	5,532	5,341
March	5,668	5,566
April	5,683	
May	5,684	
June	5,684	

QUALITY

	Quantity	Base Number	Contract	AT	Region	England
% of FP17s for the same patient ID Re-attending within 3 months - Children	106	1,081	9.8%	10.0%	12.0%	12.3%
% of FP17s for the same patient ID Re-attending within 3 months - Adults	304	1,248	24.4%	15.4%	16.0%	16.7%
% of FP17s for the same patient ID Re-attending between 3 & 9 months - Children	463	1,081	42.8%	51.1%	58.8%	57.6%
% of FP17s for the same patient ID Re-attending between 3 & 9 months - Adults	389	1,248	31.2%	46.4%	51.2%	50.1%
% of FP17s for Band 1 Urgent Courses	434	2,316	18.7%	8.1%	8.0%	9.1%
% of FP17s Relating to Free Repair or Replacements	0	2,316	0.0%	0.7%	0.8%	0.8%
% of FP17s Relating to Continuations	1	2,316	0.0%	0.9%	1.2%	1.2%
% of Patients satisfied with the dentistry they have received	1	1	N/A	92.1%	92.7%	92.8%
% of Patients satisfied with the time they had to wait for an appointment	1	1	N/A	90.3%	89.1%	88.7%

* This is based on patients treated on this contract for their most recent course of treatment. Figures in italics indicate the base number of FP17s or Patient Questionnaire responses are less than 100. N/A is shown where the base number of responses is less than 10 during the period. % is calculated as Quantity/Base number*100

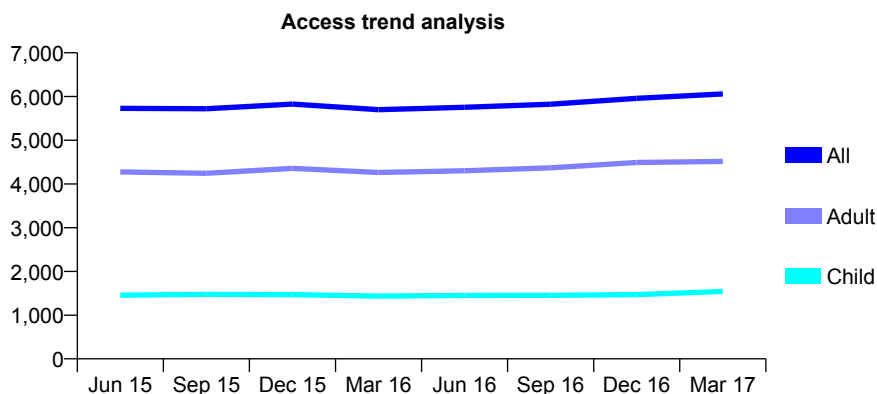
Q54 - Vital Signs At a Glance Contract Report for 913286/0007 - March 2017

Name or company name	MR GE FICKERT
Contract type name	GDS Contract
Purpose of contract	General
Contract start date	01/04/2009
Contract end date	

16/17 Contracted general activity (UDA)	19,254
Carry forward general activity (UDA)	-60
16/17 Contracted orthodontic activity (UOA)	0
Carry forward orthodontic activity (UOA)	0
Baseline contract value	£478,678.03

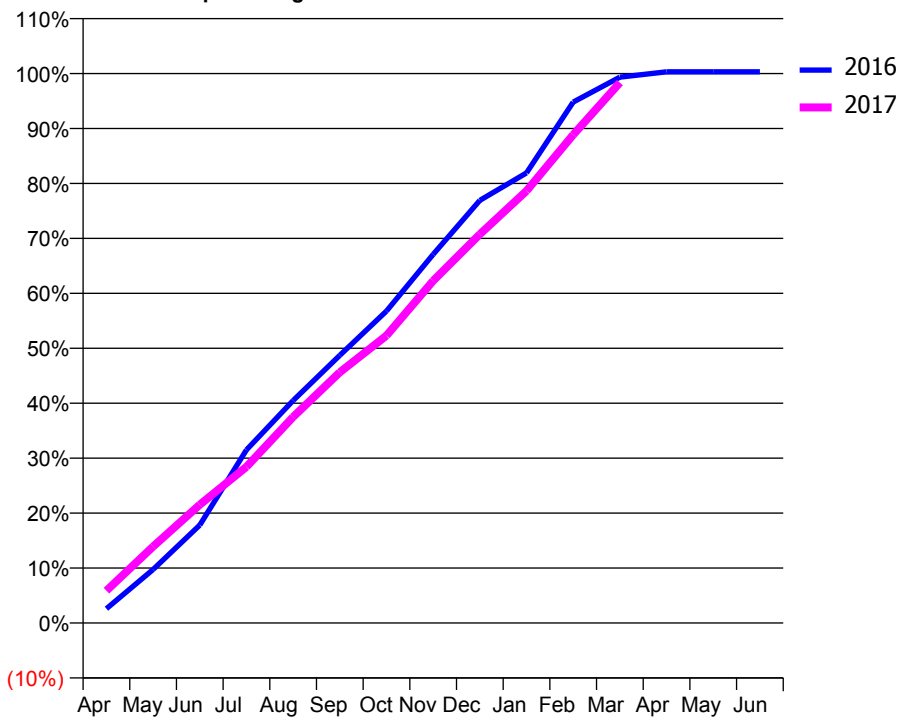
ACCESS*

Patients seen in 24 months	Total	Change since previous quarter
Quarter ending March 2016	5,700	
Quarter ending June 2016	5,754	→
Quarter ending September 2016	5,823	→
Quarter ending December 2016	5,959	↑
Quarter ending March 2017	6,059	→
Variance since March 2016	6.3%	↑



ACTIVITY

Cumulative percentage of contracted UDA delivered 2016 & 2017



Month	Adjusted Scheduled Activity (UDA)	
	2016	2017
April	500	1,133
May	1,878	2,680
June	3,432	4,149
July	6,069	5,472
August	7,794	7,220
September	9,379	8,788
October	10,932	10,070
November	12,917	11,992
December	14,807	13,624
January	15,774	15,141
February	18,253	17,108
March	19,128	18,934
April	19,313	
May	19,313	
June	19,314	

QUALITY

	Quantity	Base Number	Contract	AT	Region	England
% of FP17s for the same patient ID Re-attending within 3 months - Children	88	2,078	4.2%	10.0%	12.0%	12.3%
% of FP17s for the same patient ID Re-attending within 3 months - Adults	457	5,335	8.6%	15.4%	16.0%	16.7%
% of FP17s for the same patient ID Re-attending between 3 & 9 months - Children	1,215	2,078	58.5%	51.1%	58.8%	57.6%
% of FP17s for the same patient ID Re-attending between 3 & 9 months - Adults	2,366	5,335	44.3%	46.4%	51.2%	50.1%
% of FP17s for Band 1 Urgent Courses	331	7,331	4.5%	8.1%	8.0%	9.1%
% of FP17s Relating to Free Repair or Replacements	21	7,331	0.3%	0.7%	0.8%	0.8%
% of FP17s Relating to Continuations	13	7,331	0.2%	0.9%	1.2%	1.2%
% of Patients satisfied with the dentistry they have received	6	7	N/A	92.1%	92.7%	92.8%
% of Patients satisfied with the time they had to wait for an appointment	7	7	N/A	90.3%	89.1%	88.7%

* This is based on patients treated on this contract for their most recent course of treatment. Figures in italics indicate the base number of FP17s or Patient Questionnaire responses are less than 100. N/A is shown where the base number of responses is less than 10 during the period. % is calculated as Quantity/Base number*100

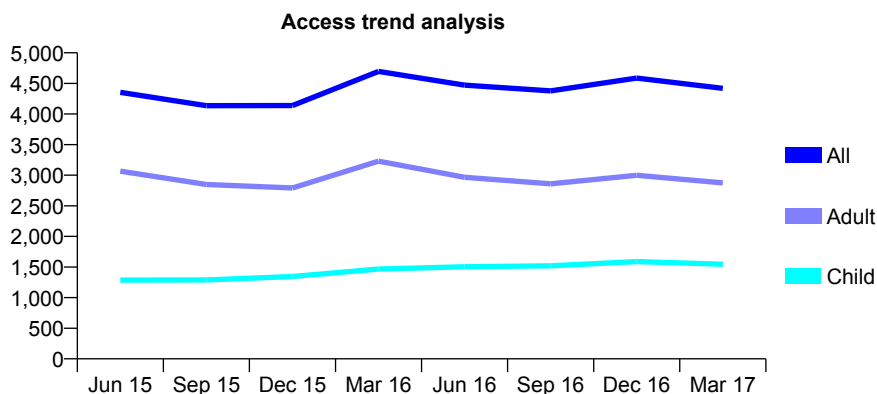
Q54 - Vital Signs At a Glance Contract Report for 913286/0010 - March 2017

Name or company name	MR GE FICKERT
Contract type name	GDS Contract
Purpose of contract	General
Contract start date	30/04/2013
Contract end date	

16/17 Contracted general activity (UDA)	12,869
Carry forward general activity (UDA)	-257
16/17 Contracted orthodontic activity (UOA)	0
Carry forward orthodontic activity (UOA)	0
Baseline contract value	£329,425.19

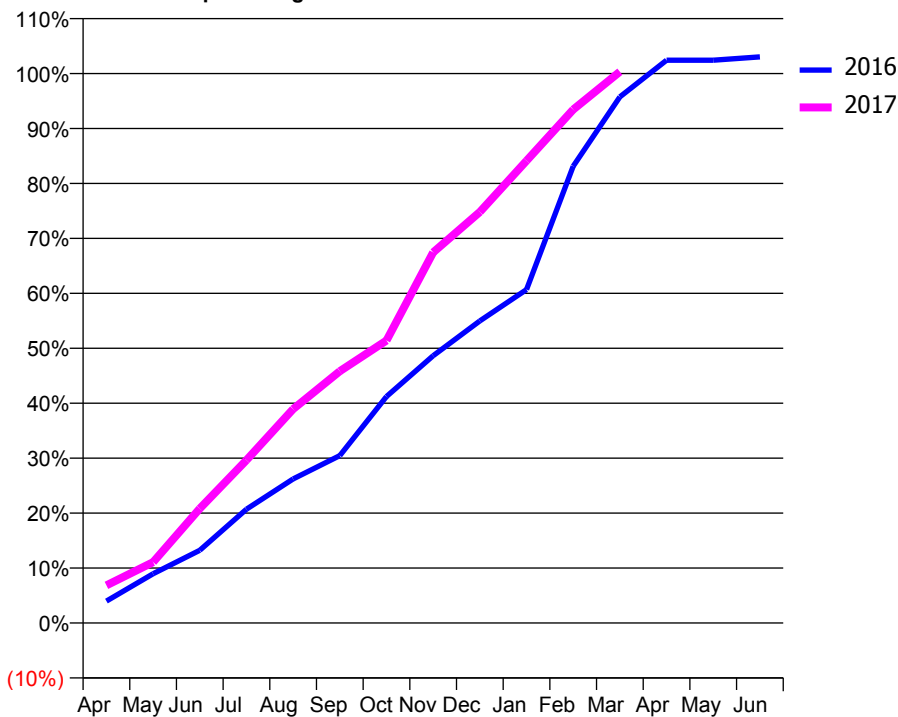
ACCESS*

Patients seen in 24 months	Total	Change since previous quarter
Quarter ending March 2016	4,697	
Quarter ending June 2016	4,471	↓
Quarter ending September 2016	4,378	↓
Quarter ending December 2016	4,588	↑
Quarter ending March 2017	4,420	↓
Variance since March 2016	(5.9%)	↓



ACTIVITY

Cumulative percentage of contracted UDA delivered 2016 & 2017



Month	Adjusted Scheduled Activity (UDA)	
	2016	2017
April	513	883
May	1,155	1,425
June	1,702	2,681
July	2,666	3,815
August	3,375	5,012
September	3,921	5,899
October	5,305	6,615
November	6,260	8,681
December	7,076	9,626
January	7,808	10,827
February	10,696	12,024
March	12,323	12,912
April	13,181	
May	13,181	
June	13,259	

QUALITY

	Quantity	Base Number	Contract	AT	Region	England
% of FP17s for the same patient ID Re-attending within 3 months - Children	116	2,022	5.7%	10.0%	12.0%	12.3%
% of FP17s for the same patient ID Re-attending within 3 months - Adults	371	2,950	12.6%	15.4%	16.0%	16.7%
% of FP17s for the same patient ID Re-attending between 3 & 9 months - Children	1,022	2,022	50.5%	51.1%	58.8%	57.6%
% of FP17s for the same patient ID Re-attending between 3 & 9 months - Adults	1,145	2,950	38.8%	46.4%	51.2%	50.1%
% of FP17s for Band 1 Urgent Courses	383	4,639	8.3%	8.1%	8.0%	9.1%
% of FP17s Relating to Free Repair or Replacements	9	4,639	0.2%	0.7%	0.8%	0.8%
% of FP17s Relating to Continuations	1	4,639	0.0%	0.9%	1.2%	1.2%
% of Patients satisfied with the dentistry they have received	3	3	N/A	92.1%	92.7%	92.8%
% of Patients satisfied with the time they had to wait for an appointment	1	3	N/A	90.3%	89.1%	88.7%

* This is based on patients treated on this contract for their most recent course of treatment. Figures in italics indicate the base number of FP17s or Patient Questionnaire responses are less than 100. N/A is shown where the base number of responses is less than 10 during the period. % is calculated as Quantity/Base number*100

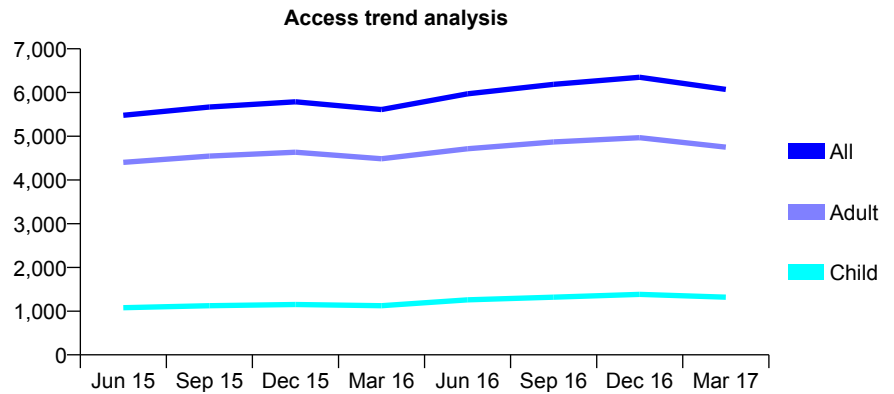
Q54 - Vital Signs At a Glance Contract Report for 913286/0011 - March 2017

Name or company name	MR GE FICKERT
Contract type name	GDS Contract
Purpose of contract	General
Contract start date	01/07/2013
Contract end date	

16/17 Contracted general activity (UDA)	15,442
Carry forward general activity (UDA)	-309
16/17 Contracted orthodontic activity (UOA)	0
Carry forward orthodontic activity (UOA)	0
Baseline contract value	£340,382.49

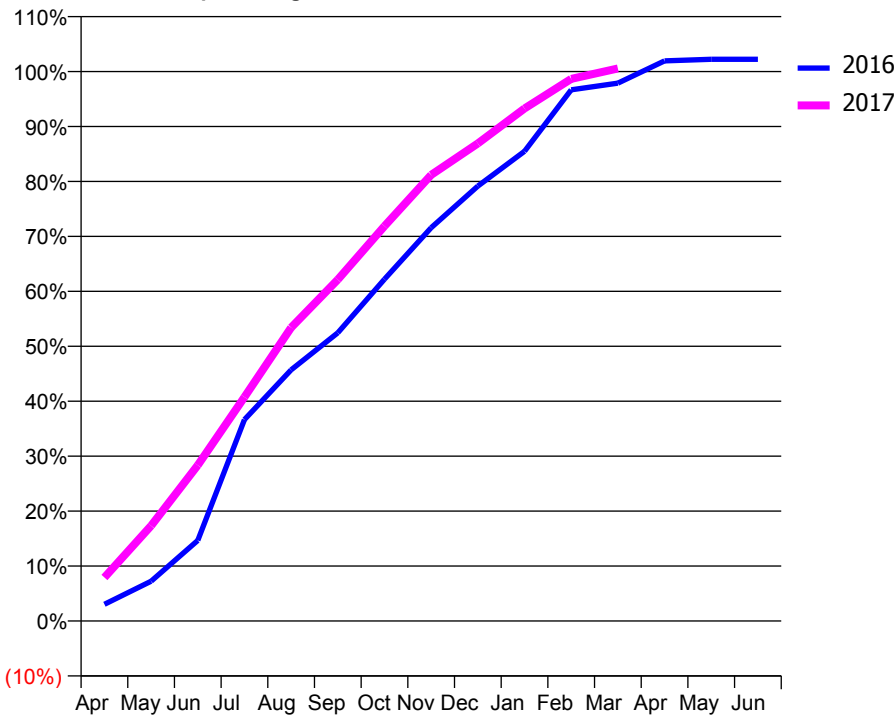
ACCESS*

Patients seen in 24 months	Total	Change since previous quarter
Quarter ending March 2016	5,611	
Quarter ending June 2016	5,971	↑
Quarter ending September 2016	6,187	↑
Quarter ending December 2016	6,349	↑
Quarter ending March 2017	6,070	↓
Variance since March 2016	8.2%	↑



ACTIVITY

Cumulative percentage of contracted UDA delivered 2016 & 2017



Month	Adjusted Scheduled Activity (UDA)	
	2016	2017
April	470	1,223
May	1,118	2,676
June	2,266	4,380
July	5,661	6,293
August	7,058	8,245
September	8,099	9,596
October	9,606	11,097
November	11,054	12,538
December	12,222	13,422
January	13,199	14,405
February	14,928	15,235
March	15,116	15,529
April	15,742	
May	15,785	
June	15,785	

QUALITY

	Quantity	Base Number	Contract	AT	Region	England
% of FP17s for the same patient ID Re-attending within 3 months - Children	143	1,748	8.2%	10.0%	12.0%	12.3%
% of FP17s for the same patient ID Re-attending within 3 months - Adults	745	4,896	15.2%	15.4%	16.0%	16.7%
% of FP17s for the same patient ID Re-attending between 3 & 9 months - Children	767	1,748	43.9%	51.1%	58.8%	57.6%
% of FP17s for the same patient ID Re-attending between 3 & 9 months - Adults	1,798	4,896	36.7%	46.4%	51.2%	50.1%
% of FP17s for Band 1 Urgent Courses	918	6,320	14.5%	8.1%	8.0%	9.1%
% of FP17s Relating to Free Repair or Replacements	54	6,320	0.9%	0.7%	0.8%	0.8%
% of FP17s Relating to Continuations	5	6,320	0.1%	0.9%	1.2%	1.2%
% of Patients satisfied with the dentistry they have received	10	13	76.9%	92.1%	92.7%	92.8%
% of Patients satisfied with the time they had to wait for an appointment	11	13	84.6%	90.3%	89.1%	88.7%

* This is based on patients treated on this contract for their most recent course of treatment. Figures in italics indicate the base number of FP17s or Patient Questionnaire responses are less than 100. N/A is shown where the base number of responses is less than 10 during the period. % is calculated as Quantity/Base number*100

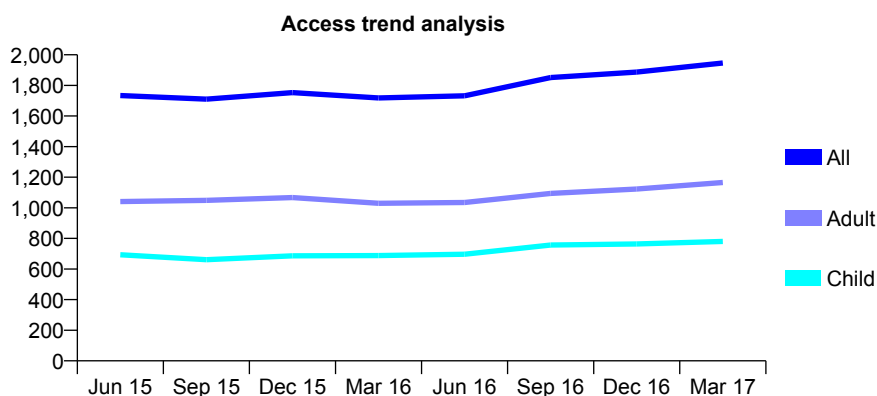
Q54 - Vital Signs At a Glance Contract Report for 913618/0001 - March 2017

Name or company name	Mere Green Dental Practice
Contract type name	GDS Contract
Purpose of contract	General and Orthodontic
Contract start date	01/04/2006
Contract end date	

16/17 Contracted general activity (UDA)	5,306
Carry forward general activity (UDA)	-45
16/17 Contracted orthodontic activity (UOA)	959
Carry forward orthodontic activity (UOA)	-19
Baseline contract value	£192,603.52

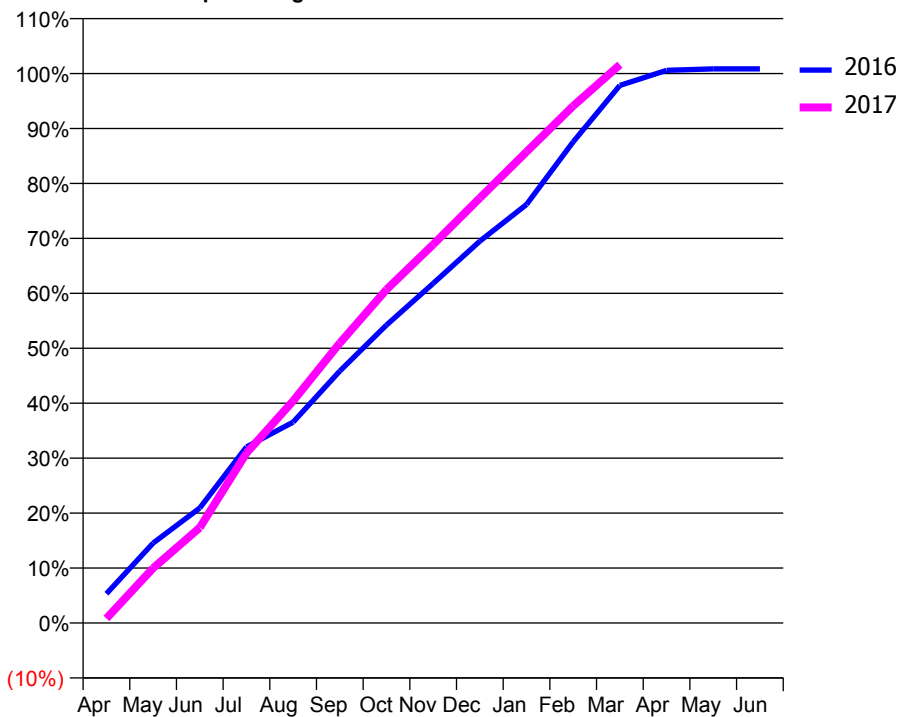
ACCESS*

Patients seen in 24 months	Total	Change since previous quarter
Quarter ending March 2016	1,718	
Quarter ending June 2016	1,732	→
Quarter ending September 2016	1,851	↑
Quarter ending December 2016	1,887	→
Quarter ending March 2017	1,946	↑
Variance since March 2016	13.3%	↑



ACTIVITY

Cumulative percentage of contracted UDA delivered 2016 & 2017



Adjusted Scheduled Activity (UDA)

Month	2016	2017
April	283	45
May	771	530
June	1,110	921
July	1,701	1,642
August	1,940	2,145
September	2,433	2,703
October	2,877	3,220
November	3,279	3,655
December	3,687	4,105
January	4,041	4,550
February	4,647	4,992
March	5,190	5,391
April	5,336	
May	5,350	
June	5,351	

QUALITY

	Quantity	Base Number	Contract	AT	Region	England
% of FP17s for the same patient ID Re-attending within 3 months - Children	148	1,210	12.2%	10.0%	12.0%	12.3%
% of FP17s for the same patient ID Re-attending within 3 months - Adults	163	1,310	12.4%	15.4%	16.0%	16.7%
% of FP17s for the same patient ID Re-attending between 3 & 9 months - Children	490	1,210	40.5%	51.1%	58.8%	57.6%
% of FP17s for the same patient ID Re-attending between 3 & 9 months - Adults	521	1,310	39.8%	46.4%	51.2%	50.1%
% of FP17s for Band 1 Urgent Courses	190	2,308	8.2%	8.1%	8.0%	9.1%
% of FP17s Relating to Free Repair or Replacements	9	2,308	0.4%	0.7%	0.8%	0.8%
% of FP17s Relating to Continuations	13	2,308	0.6%	0.9%	1.2%	1.2%
% of Patients satisfied with the dentistry they have received	2	2	N/A	92.1%	92.7%	92.8%
% of Patients satisfied with the time they had to wait for an appointment	2	2	N/A	90.3%	89.1%	88.7%

* This is based on patients treated on this contract for their most recent course of treatment. Figures in italics indicate the base number of FP17s or Patient Questionnaire responses are less than 100. N/A is shown where the base number of responses is less than 10 during the period. % is calculated as Quantity/Base number*100

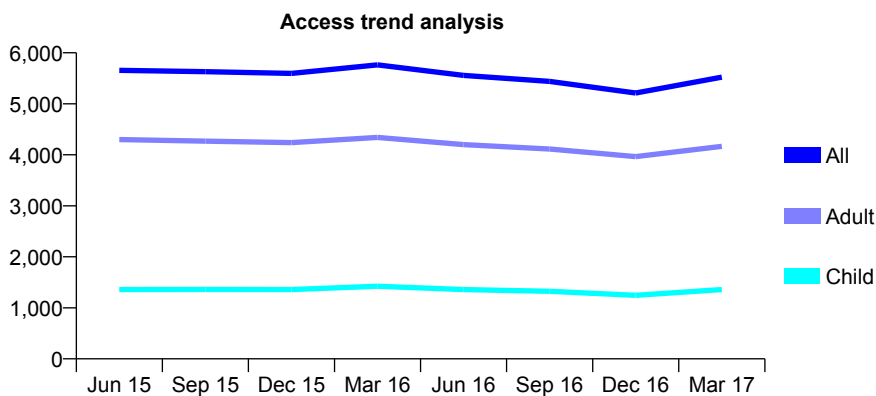
Q54 - Vital Signs At a Glance Contract Report for 921025/0001 - March 2017

Name or company name	MR S KUMAR
Contract type name	GDS Contract
Purpose of contract	General
Contract start date	06/04/2007
Contract end date	

16/17 Contracted general activity (UDA)	17,992
Carry forward general activity (UDA)	-48
16/17 Contracted orthodontic activity (UOA)	0
Carry forward orthodontic activity (UOA)	0
Baseline contract value	£413,221.87

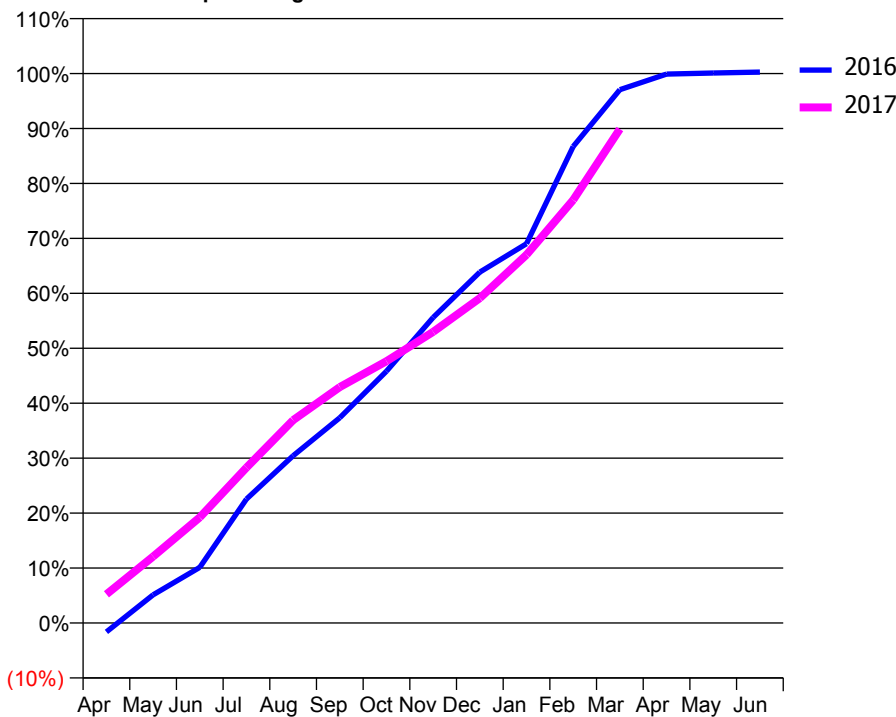
ACCESS*

Patients seen in 24 months	Total	Change since previous quarter
Quarter ending March 2016	5,763	
Quarter ending June 2016	5,558	↓
Quarter ending September 2016	5,439	↓
Quarter ending December 2016	5,211	↓
Quarter ending March 2017	5,524	↑
Variance since March 2016	(4.1%)	↓



ACTIVITY

Cumulative percentage of contracted UDA delivered 2016 & 2017



Month	Adjusted Scheduled Activity (UDA)	
	2016	2017
April	-296	942
May	925	2,176
June	1,824	3,458
July	4,059	5,089
August	5,478	6,642
September	6,720	7,726
October	8,244	8,571
November	10,004	9,534
December	11,489	10,637
January	12,421	12,056
February	15,602	13,850
March	17,464	16,173
April	17,975	
May	18,010	
June	18,040	

QUALITY

	Quantity	Base Number	Contract	AT	Region	England
% of FP17s for the same patient ID Re-attending within 3 months - Children	147	1,641	9.0%	10.0%	12.0%	12.3%
% of FP17s for the same patient ID Re-attending within 3 months - Adults	893	5,074	17.6%	15.4%	16.0%	16.7%
% of FP17s for the same patient ID Re-attending between 3 & 9 months - Children	791	1,641	48.2%	51.1%	58.8%	57.6%
% of FP17s for the same patient ID Re-attending between 3 & 9 months - Adults	2,332	5,074	46.0%	46.4%	51.2%	50.1%
% of FP17s for Band 1 Urgent Courses	248	6,065	4.1%	8.1%	8.0%	9.1%
% of FP17s Relating to Free Repair or Replacements	263	6,065	4.3%	0.7%	0.8%	0.8%
% of FP17s Relating to Continuations	70	6,065	1.2%	0.9%	1.2%	1.2%
% of Patients satisfied with the dentistry they have received	10	10	100.0%	92.1%	92.7%	92.8%
% of Patients satisfied with the time they had to wait for an appointment	8	10	80.0%	90.3%	89.1%	88.7%

* This is based on patients treated on this contract for their most recent course of treatment. Figures in italics indicate the base number of FP17s or Patient Questionnaire responses are less than 100. N/A is shown where the base number of responses is less than 10 during the period. % is calculated as Quantity/Base number*100

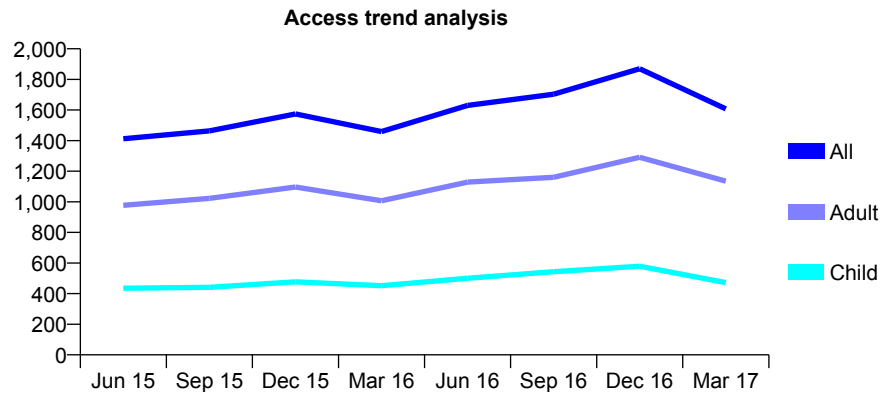
Q54 - Vital Signs At a Glance Contract Report for 921025/0002 - March 2017

Name or company name	MR S KUMAR
Contract type name	PDS Plus Contract
Purpose of contract	General
Contract start date	01/03/2011
Contract end date	31/03/2017

16/17 Contracted general activity (UDA)	6,000
Carry forward general activity (UDA)	0
16/17 Contracted orthodontic activity (UOA)	0
Carry forward orthodontic activity (UOA)	0
Baseline contract value	£139,607.94

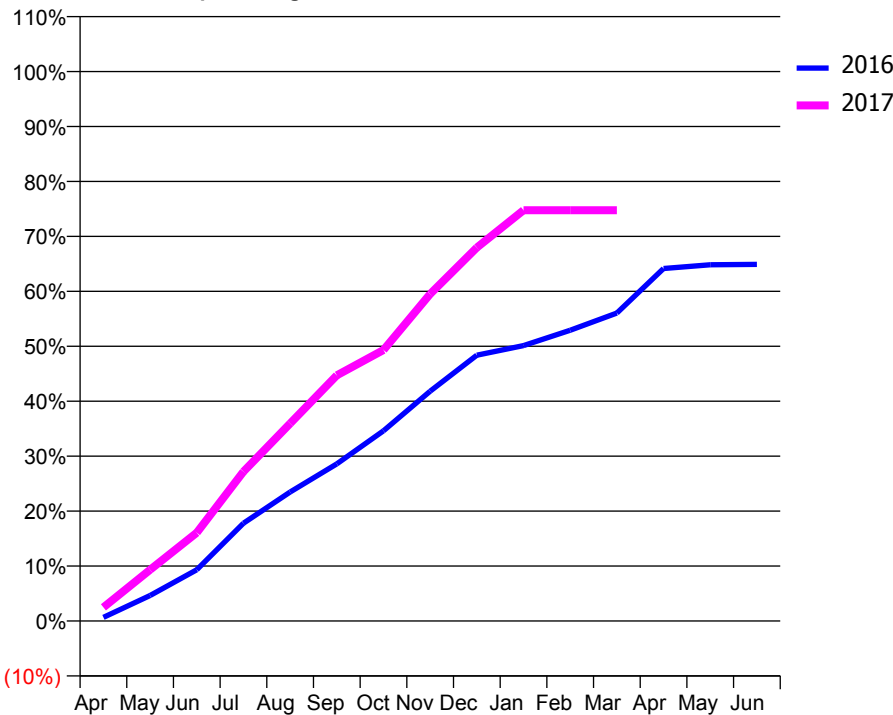
ACCESS*

Patients seen in 24 months	Total	Change since previous quarter
Quarter ending March 2016	1,459	
Quarter ending June 2016	1,630	↑
Quarter ending September 2016	1,703	↑
Quarter ending December 2016	1,870	↑
Quarter ending March 2017	1,607	↓
Variance since March 2016	10.1%	↑



ACTIVITY

Cumulative percentage of contracted UDA delivered 2016 & 2017



Month	Adjusted Scheduled Activity (UDA)	
	2016	2017
April	40	149
May	278	559
June	559	964
July	1,068	1,632
August	1,409	2,158
September	1,715	2,683
October	2,077	2,960
November	2,510	3,572
December	2,903	4,078
January	3,008	4,485
February	3,175	4,485
March	3,363	4,485
April	3,848	
May	3,889	
June	3,894	

QUALITY

	Quantity	Base Number	Contract	AT	Region	England
% of FP17s for the same patient ID Re-attending within 3 months - Children	18	531	3.4%	10.0%	12.0%	12.3%
% of FP17s for the same patient ID Re-attending within 3 months - Adults	86	1,205	7.1%	15.4%	16.0%	16.7%
% of FP17s for the same patient ID Re-attending between 3 & 9 months - Children	105	531	19.8%	51.1%	58.8%	57.6%
% of FP17s for the same patient ID Re-attending between 3 & 9 months - Adults	158	1,205	13.1%	46.4%	51.2%	50.1%
% of FP17s for Band 1 Urgent Courses	24	1,562	1.5%	8.1%	8.0%	9.1%
% of FP17s Relating to Free Repair or Replacements	22	1,562	1.4%	0.7%	0.8%	0.8%
% of FP17s Relating to Continuations	17	1,562	1.1%	0.9%	1.2%	1.2%
% of Patients satisfied with the dentistry they have received	0	0	N/A	92.1%	92.7%	92.8%
% of Patients satisfied with the time they had to wait for an appointment	0	0	N/A	90.3%	89.1%	88.7%

* This is based on patients treated on this contract for their most recent course of treatment. Figures in italics indicate the base number of FP17s or Patient Questionnaire responses are less than 100. N/A is shown where the base number of responses is less than 10 during the period. % is calculated as Quantity/Base number*100

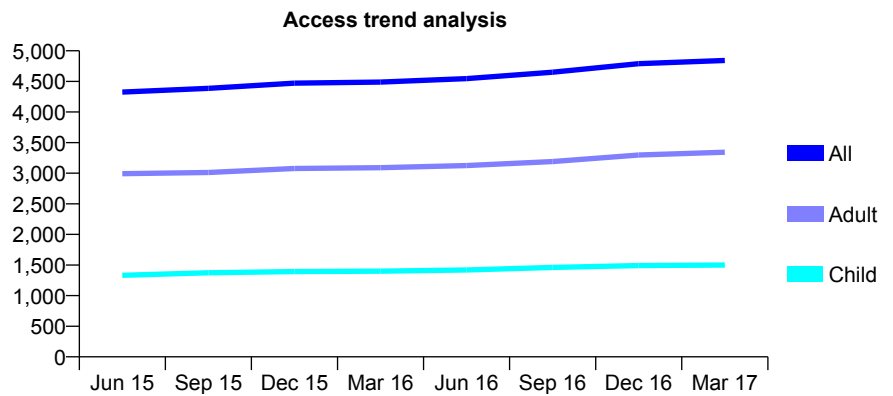
Q54 - Vital Signs At a Glance Contract Report for 921408/0001 - March 2017

Name or company name	MRS AK KHATKAR
Contract type name	GDS Contract
Purpose of contract	General
Contract start date	01/04/2006
Contract end date	

16/17 Contracted general activity (UDA)	8,640
Carry forward general activity (UDA)	-39
16/17 Contracted orthodontic activity (UOA)	0
Carry forward orthodontic activity (UOA)	0
Baseline contract value	£206,622.66

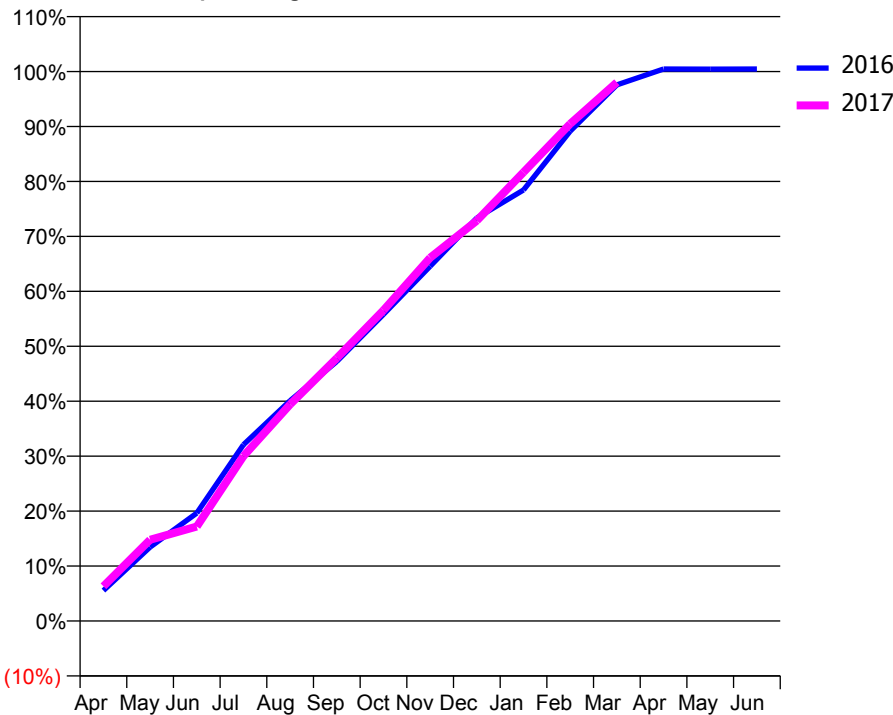
ACCESS*

Patients seen in 24 months	Total	Change since previous quarter
Quarter ending March 2016	4,489	
Quarter ending June 2016	4,545	→
Quarter ending September 2016	4,650	↑
Quarter ending December 2016	4,789	↑
Quarter ending March 2017	4,842	→
Variance since March 2016	7.9%	↑



ACTIVITY

Cumulative percentage of contracted UDA delivered 2016 & 2017



Month	Adjusted Scheduled Activity (UDA)	
	2016	2017
April	480	546
May	1,162	1,278
June	1,698	1,485
July	2,773	2,593
August	3,464	3,407
September	4,081	4,134
October	4,821	4,887
November	5,578	5,712
December	6,337	6,295
January	6,778	7,057
February	7,702	7,817
March	8,429	8,470
April	8,680	
May	8,678	
June	8,679	

QUALITY

	Quantity	Base Number	Contract	AT	Region	England
% of FP17s for the same patient ID Re-attending within 3 months - Children	129	2,212	5.8%	10.0%	12.0%	12.3%
% of FP17s for the same patient ID Re-attending within 3 months - Adults	442	3,908	11.3%	15.4%	16.0%	16.7%
% of FP17s for the same patient ID Re-attending between 3 & 9 months - Children	1,435	2,212	64.9%	51.1%	58.8%	57.6%
% of FP17s for the same patient ID Re-attending between 3 & 9 months - Adults	1,576	3,908	40.3%	46.4%	51.2%	50.1%
% of FP17s for Band 1 Urgent Courses	372	4,736	7.9%	8.1%	8.0%	9.1%
% of FP17s Relating to Free Repair or Replacements	34	4,736	0.7%	0.7%	0.8%	0.8%
% of FP17s Relating to Continuations	10	4,736	0.2%	0.9%	1.2%	1.2%
% of Patients satisfied with the dentistry they have received	2	3	N/A	92.1%	92.7%	92.8%
% of Patients satisfied with the time they had to wait for an appointment	2	3	N/A	90.3%	89.1%	88.7%

* This is based on patients treated on this contract for their most recent course of treatment. Figures in italics indicate the base number of FP17s or Patient Questionnaire responses are less than 100. N/A is shown where the base number of responses is less than 10 during the period. % is calculated as Quantity/Base number*100

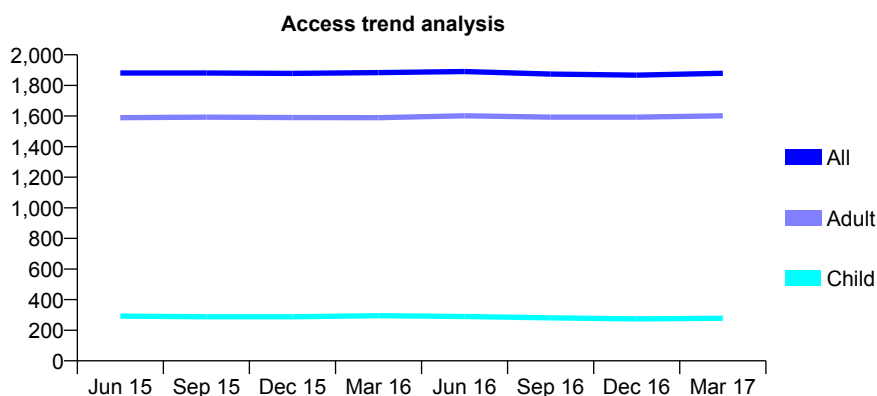
Q54 - Vital Signs At a Glance Contract Report for 924822/0002 - March 2017

Name or company name	Rai Dental Surgery
Contract type name	GDS Contract
Purpose of contract	General
Contract start date	28/01/2013
Contract end date	

16/17 Contracted general activity (UDA)	6,238
Carry forward general activity (UDA)	-110
16/17 Contracted orthodontic activity (UOA)	0
Carry forward orthodontic activity (UOA)	0
Baseline contract value	£178,495.28

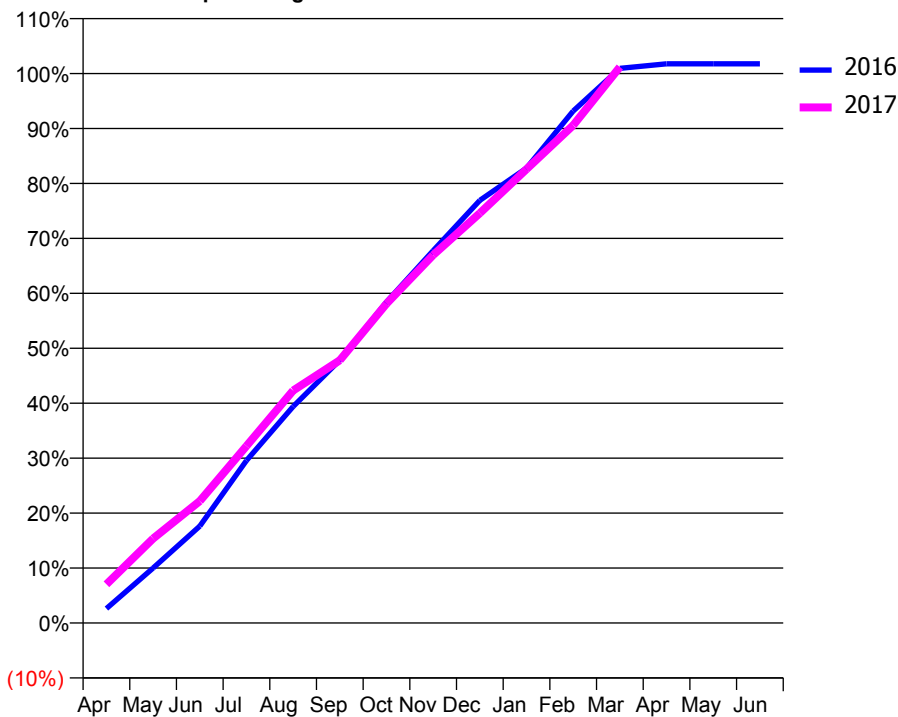
ACCESS*

Patients seen in 24 months	Total	Change since previous quarter
Quarter ending March 2016	1,884	
Quarter ending June 2016	1,891	→
Quarter ending September 2016	1,874	→
Quarter ending December 2016	1,867	→
Quarter ending March 2017	1,879	→
Variance since March 2016	(0.3%)	→



ACTIVITY

Cumulative percentage of contracted UDA delivered 2016 & 2017



Adjusted Scheduled Activity (UDA)

Month	2016	2017
April	164	440
May	624	958
June	1,100	1,385
July	1,845	2,009
August	2,457	2,639
September	2,985	2,982
October	3,644	3,625
November	4,228	4,177
December	4,799	4,652
January	5,165	5,153
February	5,813	5,651
March	6,297	6,311
April	6,348	
May	6,348	
June	6,348	

QUALITY

	Quantity	Base Number	Contract	AT	Region	England
% of FP17s for the same patient ID Re-attending within 3 months - Children	17	453	3.8%	10.0%	12.0%	12.3%
% of FP17s for the same patient ID Re-attending within 3 months - Adults	410	2,737	15.0%	15.4%	16.0%	16.7%
% of FP17s for the same patient ID Re-attending between 3 & 9 months - Children	331	453	73.1%	51.1%	58.8%	57.6%
% of FP17s for the same patient ID Re-attending between 3 & 9 months - Adults	1,753	2,737	64.0%	46.4%	51.2%	50.1%
% of FP17s for Band 1 Urgent Courses	132	3,153	4.2%	8.1%	8.0%	9.1%
% of FP17s Relating to Free Repair or Replacements	3	3,153	0.1%	0.7%	0.8%	0.8%
% of FP17s Relating to Continuations	40	3,153	1.3%	0.9%	1.2%	1.2%
% of Patients satisfied with the dentistry they have received	9	9	N/A	92.1%	92.7%	92.8%
% of Patients satisfied with the time they had to wait for an appointment	9	9	N/A	90.3%	89.1%	88.7%

* This is based on patients treated on this contract for their most recent course of treatment. Figures in italics indicate the base number of FP17s or Patient Questionnaire responses are less than 100. N/A is shown where the base number of responses is less than 10 during the period. % is calculated as Quantity/Base number*100

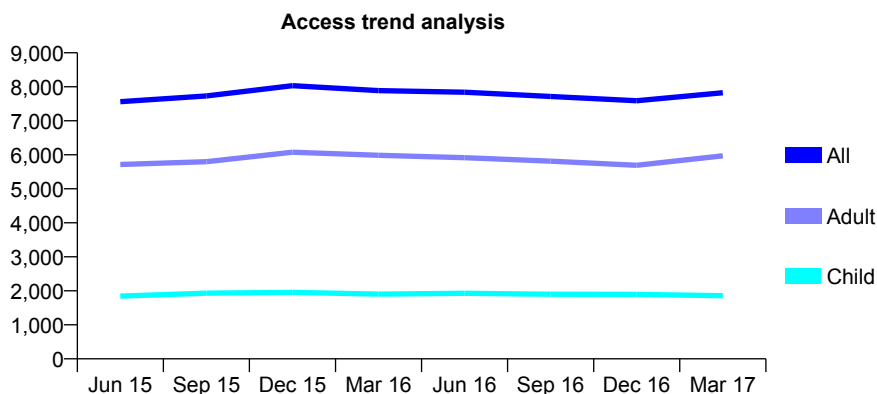
Q54 - Vital Signs At a Glance Contract Report for 925829/0005 - March 2017

Name or company name	MR KS AULAK
Contract type name	PDS Plus Contract
Purpose of contract	General
Contract start date	01/09/2010
Contract end date	31/10/2020

16/17 Contracted general activity (UDA)	22,000
Carry forward general activity (UDA)	0
16/17 Contracted orthodontic activity (UOA)	0
Carry forward orthodontic activity (UOA)	0
Baseline contract value	£320,286.42

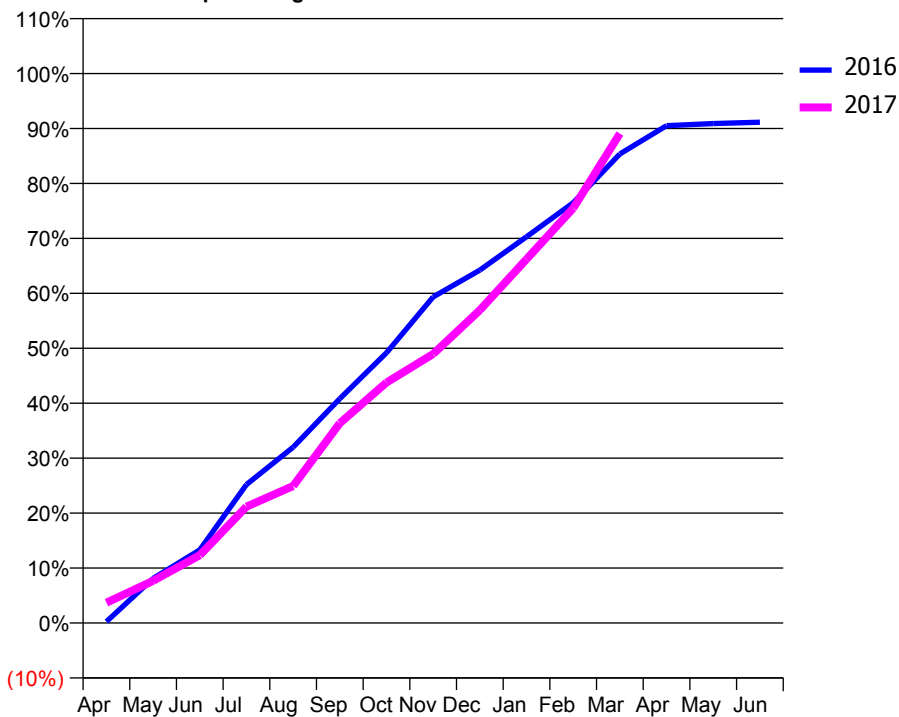
ACCESS*

Patients seen in 24 months	Total	Change since previous quarter
Quarter ending March 2016	7,890	
Quarter ending June 2016	7,843	→
Quarter ending September 2016	7,716	↓
Quarter ending December 2016	7,592	↓
Quarter ending March 2017	7,826	↑
Variance since March 2016	(0.8%)	→



ACTIVITY

Cumulative percentage of contracted UDA delivered 2016 & 2017



Month	Adjusted Scheduled Activity (UDA)	
	2016	2017
April	55	817
May	1,783	1,691
June	2,931	2,715
July	5,544	4,661
August	7,040	5,486
September	8,980	7,999
October	10,816	9,631
November	13,055	10,770
December	14,130	12,528
January	15,466	14,569
February	16,823	16,607
March	18,779	19,595
April	19,910	
May	19,994	
June	20,049	

QUALITY

	Quantity	Base Number	Contract	AT	Region	England
% of FP17s for the same patient ID Re-attending within 3 months - Children	195	2,355	8.3%	10.0%	12.0%	12.3%
% of FP17s for the same patient ID Re-attending within 3 months - Adults	1,036	6,826	15.2%	15.4%	16.0%	16.7%
% of FP17s for the same patient ID Re-attending between 3 & 9 months - Children	1,018	2,355	43.2%	51.1%	58.8%	57.6%
% of FP17s for the same patient ID Re-attending between 3 & 9 months - Adults	2,427	6,826	35.6%	46.4%	51.2%	50.1%
% of FP17s for Band 1 Urgent Courses	1,762	8,615	20.5%	8.1%	8.0%	9.1%
% of FP17s Relating to Free Repair or Replacements	41	8,615	0.5%	0.7%	0.8%	0.8%
% of FP17s Relating to Continuations	115	8,615	1.3%	0.9%	1.2%	1.2%
% of Patients satisfied with the dentistry they have received	6	6	N/A	92.1%	92.7%	92.8%
% of Patients satisfied with the time they had to wait for an appointment	6	6	N/A	90.3%	89.1%	88.7%

* This is based on patients treated on this contract for their most recent course of treatment. Figures in italics indicate the base number of FP17s or Patient Questionnaire responses are less than 100. N/A is shown where the base number of responses is less than 10 during the period. % is calculated as Quantity/Base number*100

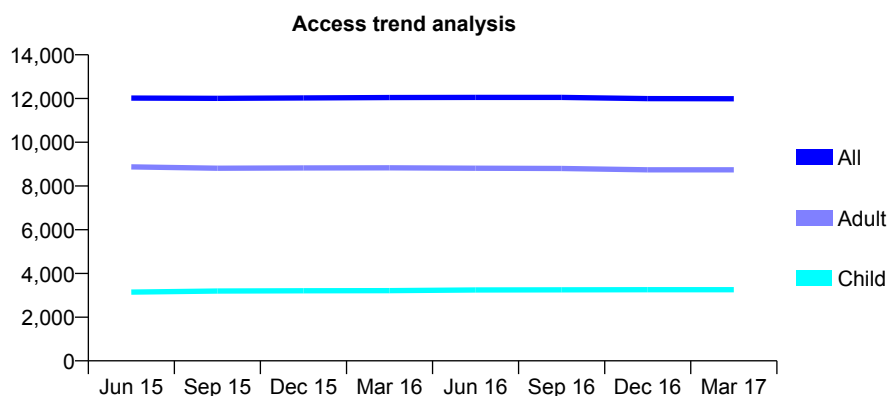
Q54 - Vital Signs At a Glance Contract Report for 927724/0002 - March 2017

Name or company name	MR SS DEHAL
Contract type name	GDS Contract
Purpose of contract	General
Contract start date	01/04/2006
Contract end date	

16/17 Contracted general activity (UDA)	37,097
Carry forward general activity (UDA)	0
16/17 Contracted orthodontic activity (UOA)	0
Carry forward orthodontic activity (UOA)	0
Baseline contract value	£976,320.85

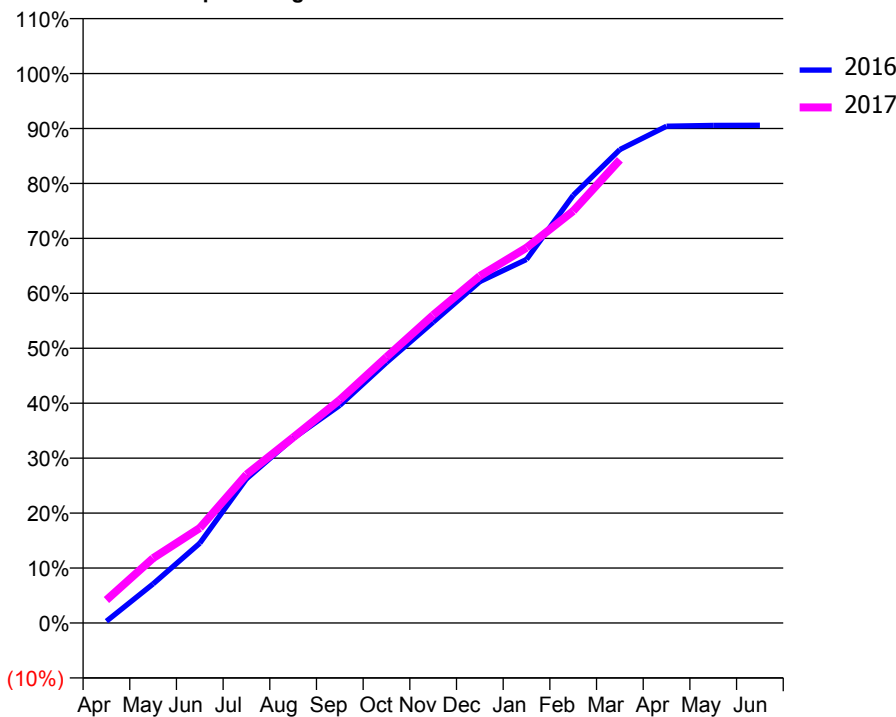
ACCESS*

Patients seen in 24 months	Total	Change since previous quarter
Quarter ending March 2016	12,045	
Quarter ending June 2016	12,054	→
Quarter ending September 2016	12,053	→
Quarter ending December 2016	11,996	→
Quarter ending March 2017	11,993	→
Variance since March 2016	(0.4%)	→



ACTIVITY

Cumulative percentage of contracted UDA delivered 2016 & 2017



Month	Adjusted Scheduled Activity (UDA)	
	2016	2017
April	120	1,556
May	2,642	4,376
June	5,388	6,414
July	9,737	10,024
August	12,461	12,526
September	14,697	15,062
October	17,582	17,958
November	20,314	20,793
December	23,051	23,427
January	24,545	25,337
February	28,873	27,808
March	31,966	31,271
April	33,541	
May	33,591	
June	33,602	

QUALITY

	Quantity	Base Number	Contract	AT	Region	England
% of FP17s for the same patient ID Re-attending within 3 months - Children	157	3,834	4.1%	10.0%	12.0%	12.3%
% of FP17s for the same patient ID Re-attending within 3 months - Adults	1,016	9,407	10.8%	15.4%	16.0%	16.7%
% of FP17s for the same patient ID Re-attending between 3 & 9 months - Children	1,717	3,834	44.8%	51.1%	58.8%	57.6%
% of FP17s for the same patient ID Re-attending between 3 & 9 months - Adults	3,921	9,407	41.7%	46.4%	51.2%	50.1%
% of FP17s for Band 1 Urgent Courses	691	12,619	5.5%	8.1%	8.0%	9.1%
% of FP17s Relating to Free Repair or Replacements	80	12,619	0.6%	0.7%	0.8%	0.8%
% of FP17s Relating to Continuations	46	12,619	0.4%	0.9%	1.2%	1.2%
% of Patients satisfied with the dentistry they have received	13	14	92.9%	92.1%	92.7%	92.8%
% of Patients satisfied with the time they had to wait for an appointment	13	14	92.9%	90.3%	89.1%	88.7%

* This is based on patients treated on this contract for their most recent course of treatment. Figures in italics indicate the base number of FP17s or Patient Questionnaire responses are less than 100. N/A is shown where the base number of responses is less than 10 during the period. % is calculated as Quantity/Base number*100

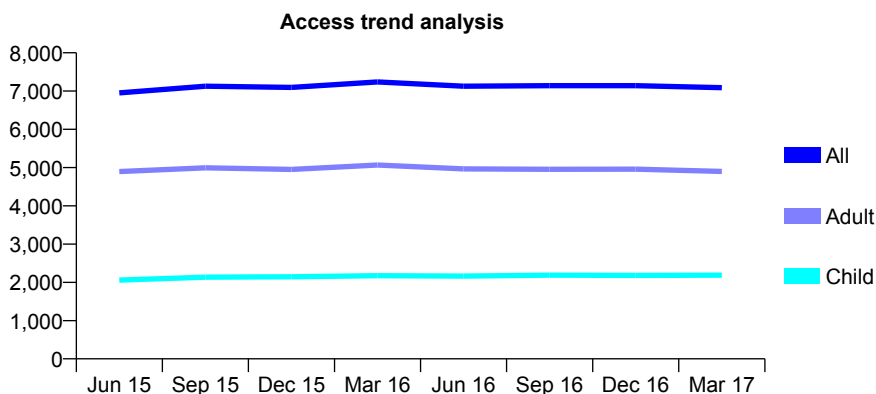
Q54 - Vital Signs At a Glance Contract Report for 931152/0001 - March 2017

Name or company name	MR TS MAROK
Contract type name	GDS Contract
Purpose of contract	General and Orthodontic
Contract start date	01/04/2006
Contract end date	

16/17 Contracted general activity (UDA)	22,662
Carry forward general activity (UDA)	64
16/17 Contracted orthodontic activity (UOA)	20
Carry forward orthodontic activity (UOA)	0
Baseline contract value	£556,084.71

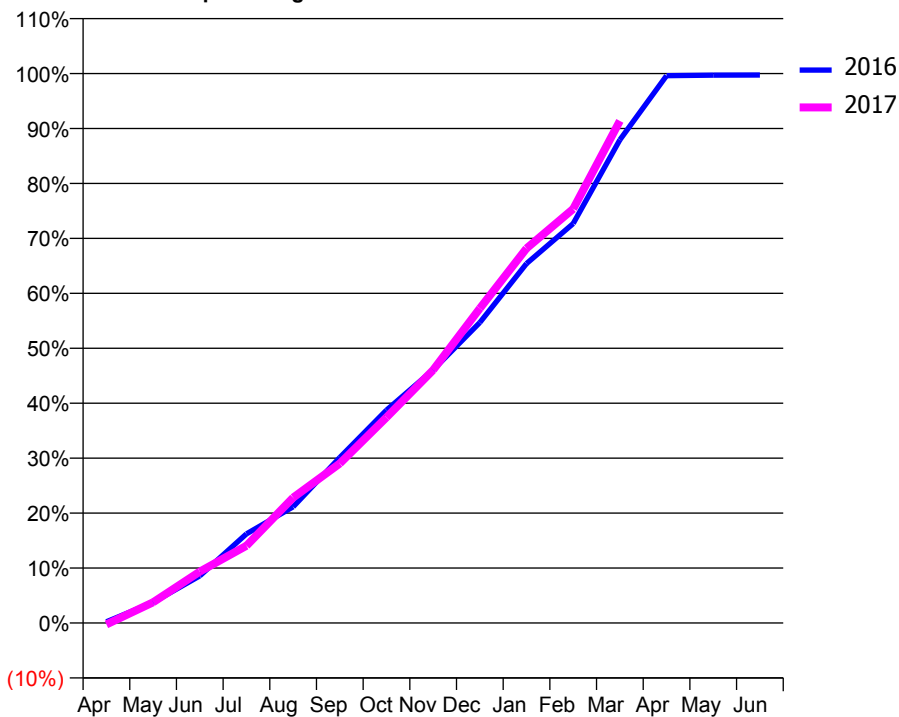
ACCESS*

Patients seen in 24 months	Total	Change since previous quarter
Quarter ending March 2016	7,237	
Quarter ending June 2016	7,126	↓
Quarter ending September 2016	7,142	→
Quarter ending December 2016	7,139	→
Quarter ending March 2017	7,087	→
Variance since March 2016	(2.1%)	↓



ACTIVITY

Cumulative percentage of contracted UDA delivered 2016 & 2017



Month	Adjusted Scheduled Activity (UDA)	
	2016	2017
April	54	-64
May	847	854
June	1,943	2,119
July	3,674	3,190
August	4,793	5,174
September	6,827	6,578
October	8,780	8,484
November	10,440	10,435
December	12,395	12,974
January	14,824	15,452
February	16,475	17,077
March	19,926	20,710
April	22,575	
May	22,594	
June	22,598	

QUALITY

	Quantity	Base Number	Contract	AT	Region	England
% of FP17s for the same patient ID Re-attending within 3 months - Children	309	3,226	9.6%	10.0%	12.0%	12.3%
% of FP17s for the same patient ID Re-attending within 3 months - Adults	698	6,036	11.6%	15.4%	16.0%	16.7%
% of FP17s for the same patient ID Re-attending between 3 & 9 months - Children	1,671	3,226	51.8%	51.1%	58.8%	57.6%
% of FP17s for the same patient ID Re-attending between 3 & 9 months - Adults	3,192	6,036	52.9%	46.4%	51.2%	50.1%
% of FP17s for Band 1 Urgent Courses	182	7,933	2.3%	8.1%	8.0%	9.1%
% of FP17s Relating to Free Repair or Replacements	77	7,933	1.0%	0.7%	0.8%	0.8%
% of FP17s Relating to Continuations	32	7,933	0.4%	0.9%	1.2%	1.2%
% of Patients satisfied with the dentistry they have received	1	1	N/A	92.1%	92.7%	92.8%
% of Patients satisfied with the time they had to wait for an appointment	1	1	N/A	90.3%	89.1%	88.7%

* This is based on patients treated on this contract for their most recent course of treatment. Figures in italics indicate the base number of FP17s or Patient Questionnaire responses are less than 100. N/A is shown where the base number of responses is less than 10 during the period. % is calculated as Quantity/Base number*100

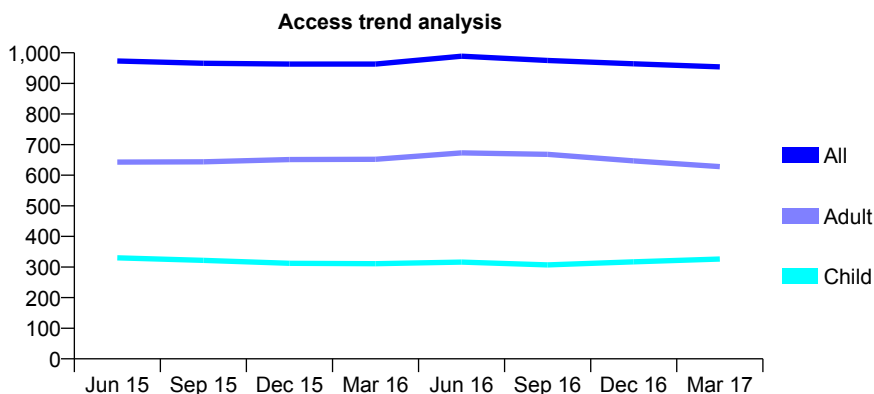
Q54 - Vital Signs At a Glance Contract Report for 931446/0001 - March 2017

Name or company name	MR WW YIP
Contract type name	GDS Contract
Purpose of contract	General
Contract start date	01/04/2006
Contract end date	

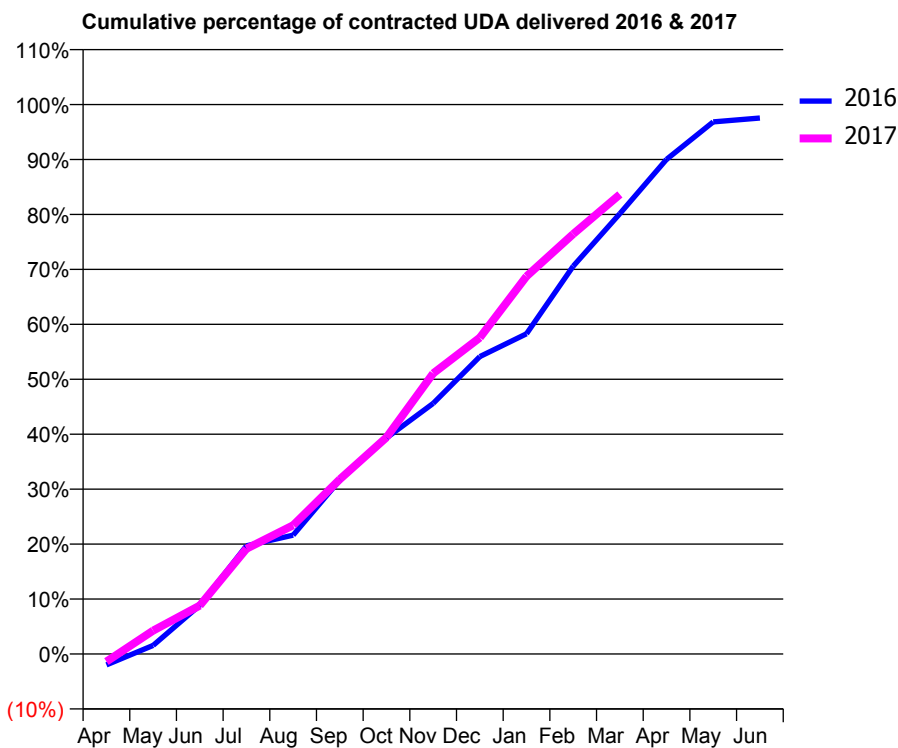
16/17 Contracted general activity (UDA)	3,873
Carry forward general activity (UDA)	96
16/17 Contracted orthodontic activity (UOA)	0
Carry forward orthodontic activity (UOA)	0
Baseline contract value	£94,555.40

ACCESS*

Patients seen in 24 months	Total	Change since previous quarter
Quarter ending March 2016	963	
Quarter ending June 2016	989	↑
Quarter ending September 2016	975	↓
Quarter ending December 2016	964	↓
Quarter ending March 2017	954	↓
Variance since March 2016	(0.9%)	→



ACTIVITY



Month	Adjusted Scheduled Activity (UDA)	
	2016	2017
April	-78	-54
May	60	165
June	344	342
July	763	742
August	838	908
September	1,226	1,231
October	1,523	1,527
November	1,766	1,978
December	2,097	2,229
January	2,257	2,662
February	2,734	2,960
March	3,104	3,240
April	3,486	
May	3,750	
June	3,777	

QUALITY

	Quantity	Base Number	Contract	AT	Region	England
% of FP17s for the same patient ID Re-attending within 3 months - Children	49	489	10.0%	10.0%	12.0%	12.3%
% of FP17s for the same patient ID Re-attending within 3 months - Adults	246	1,045	23.5%	15.4%	16.0%	16.7%
% of FP17s for the same patient ID Re-attending between 3 & 9 months - Children	287	489	58.7%	51.1%	58.8%	57.6%
% of FP17s for the same patient ID Re-attending between 3 & 9 months - Adults	544	1,045	52.1%	46.4%	51.2%	50.1%
% of FP17s for Band 1 Urgent Courses	203	1,370	14.8%	8.1%	8.0%	9.1%
% of FP17s Relating to Free Repair or Replacements	0	1,370	0.0%	0.7%	0.8%	0.8%
% of FP17s Relating to Continuations	29	1,370	2.1%	0.9%	1.2%	1.2%
% of Patients satisfied with the dentistry they have received	1	1	N/A	92.1%	92.7%	92.8%
% of Patients satisfied with the time they had to wait for an appointment	1	1	N/A	90.3%	89.1%	88.7%

* This is based on patients treated on this contract for their most recent course of treatment. Figures in italics indicate the base number of FP17s or Patient Questionnaire responses are less than 100. N/A is shown where the base number of responses is less than 10 during the period. % is calculated as Quantity/Base number*100

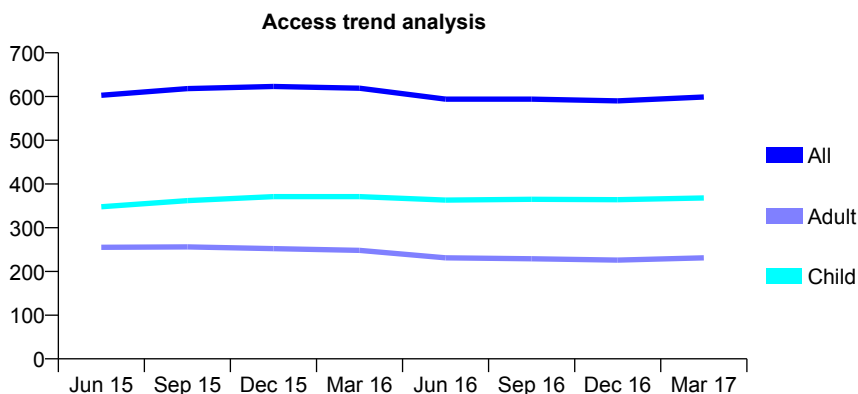
Q54 - Vital Signs At a Glance Contract Report for 936448/0001 - March 2017

Name or company name	MR SW PIPE
Contract type name	GDS Contract
Purpose of contract	General
Contract start date	01/04/2006
Contract end date	

16/17 Contracted general activity (UDA)	1,150
Carry forward general activity (UDA)	0
16/17 Contracted orthodontic activity (UOA)	0
Carry forward orthodontic activity (UOA)	0
Baseline contract value	£28,341.66

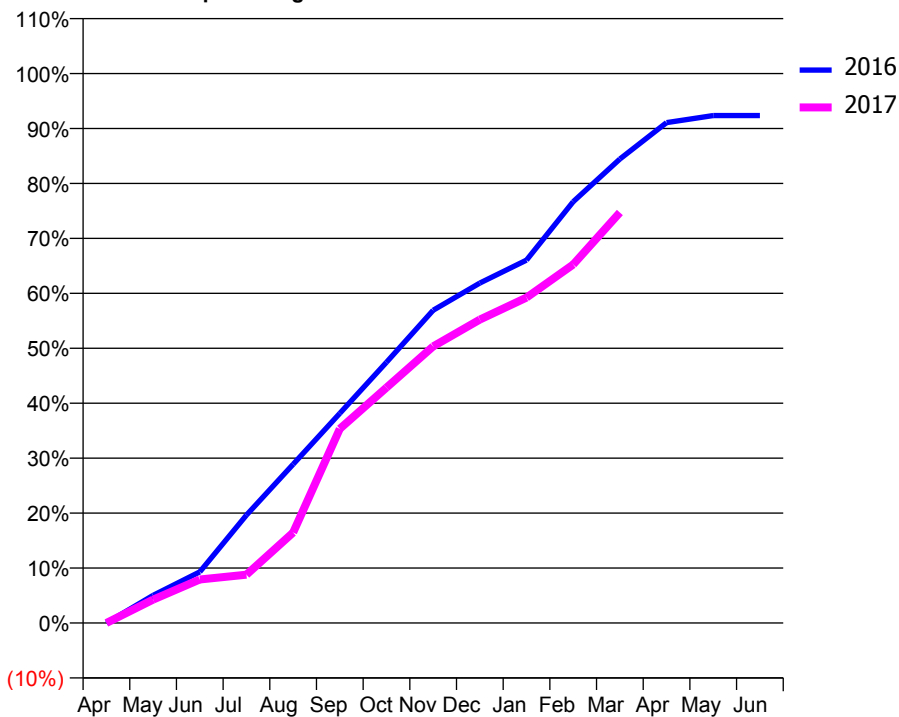
ACCESS*

Patients seen in 24 months	Total	Change since previous quarter
Quarter ending March 2016	619	
Quarter ending June 2016	594	↓
Quarter ending September 2016	594	→
Quarter ending December 2016	590	→
Quarter ending March 2017	599	→
Variance since March 2016	(3.2%)	↓



ACTIVITY

Cumulative percentage of contracted UDA delivered 2016 & 2017



Month	Adjusted Scheduled Activity (UDA)	
	2016	2017
April	0	0
May	63	49
June	116	91
July	246	101
August	361	189
September	477	407
October	593	493
November	711	579
December	773	635
January	825	681
February	958	750
March	1,055	859
April	1,138	
May	1,154	
June	1,154	

QUALITY

	Quantity	Base Number	Contract	AT	Region	England
% of FP17s for the same patient ID Re-attending within 3 months - Children	13	465	2.8%	10.0%	12.0%	12.3%
% of FP17s for the same patient ID Re-attending within 3 months - Adults	21	213	9.9%	15.4%	16.0%	16.7%
% of FP17s for the same patient ID Re-attending between 3 & 9 months - Children	271	465	58.3%	51.1%	58.8%	57.6%
% of FP17s for the same patient ID Re-attending between 3 & 9 months - Adults	98	213	46.0%	46.4%	51.2%	50.1%
% of FP17s for Band 1 Urgent Courses	6	619	1.0%	8.1%	8.0%	9.1%
% of FP17s Relating to Free Repair or Replacements	0	619	0.0%	0.7%	0.8%	0.8%
% of FP17s Relating to Continuations	0	619	0.0%	0.9%	1.2%	1.2%
% of Patients satisfied with the dentistry they have received	1	1	N/A	92.1%	92.7%	92.8%
% of Patients satisfied with the time they had to wait for an appointment	1	1	N/A	90.3%	89.1%	88.7%

* This is based on patients treated on this contract for their most recent course of treatment. Figures in italics indicate the base number of FP17s or Patient Questionnaire responses are less than 100. N/A is shown where the base number of responses is less than 10 during the period. % is calculated as Quantity/Base number*100

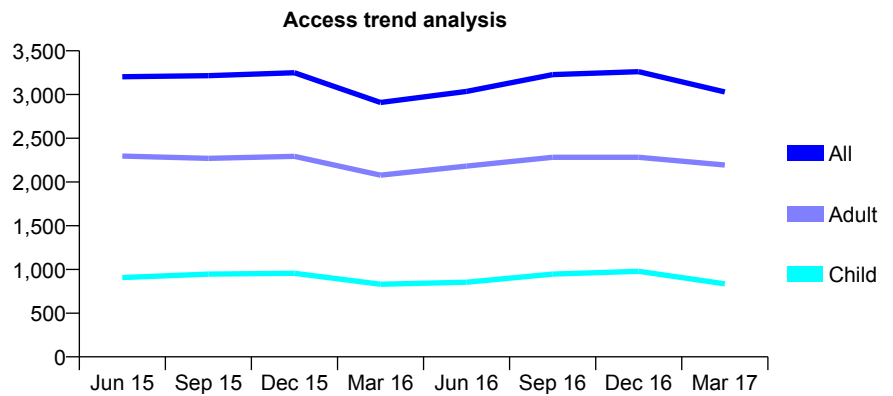
Q54 - Vital Signs At a Glance Contract Report for 936596/0001 - March 2017

Name or company name	MR M ASGHARI TAVANEI GILANI
Contract type name	GDS Contract
Purpose of contract	General
Contract start date	01/04/2006
Contract end date	

16/17 Contracted general activity (UDA)	9,921
Carry forward general activity (UDA)	-174
16/17 Contracted orthodontic activity (UOA)	0
Carry forward orthodontic activity (UOA)	0
Baseline contract value	£277,187.38

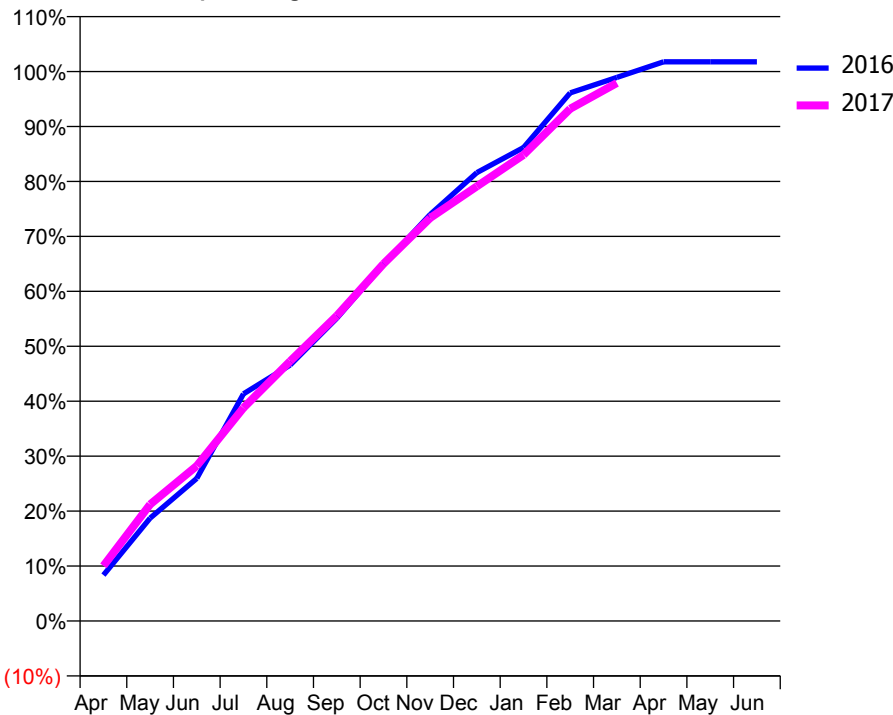
ACCESS*

Patients seen in 24 months	Total	Change since previous quarter
Quarter ending March 2016	2,909	
Quarter ending June 2016	3,035	↑
Quarter ending September 2016	3,228	↑
Quarter ending December 2016	3,262	→
Quarter ending March 2017	3,029	↓
Variance since March 2016	4.1%	↑



ACTIVITY

Cumulative percentage of contracted UDA delivered 2016 & 2017



Month	Adjusted Scheduled Activity (UDA)	
	2016	2017
April	829	995
May	1,857	2,105
June	2,575	2,802
July	4,102	3,849
August	4,621	4,692
September	5,465	5,512
October	6,438	6,448
November	7,338	7,276
December	8,096	7,848
January	8,548	8,416
February	9,534	9,247
March	9,814	9,712
April	10,095	
May	10,095	
June	10,095	

QUALITY

	Quantity	Base Number	Contract	AT	Region	England
% of FP17s for the same patient ID Re-attending within 3 months - Children	108	1,322	8.2%	10.0%	12.0%	12.3%
% of FP17s for the same patient ID Re-attending within 3 months - Adults	359	2,861	12.5%	15.4%	16.0%	16.7%
% of FP17s for the same patient ID Re-attending between 3 & 9 months - Children	587	1,322	44.4%	51.1%	58.8%	57.6%
% of FP17s for the same patient ID Re-attending between 3 & 9 months - Adults	1,119	2,861	39.1%	46.4%	51.2%	50.1%
% of FP17s for Band 1 Urgent Courses	467	4,050	11.5%	8.1%	8.0%	9.1%
% of FP17s Relating to Free Repair or Replacements	10	4,050	0.2%	0.7%	0.8%	0.8%
% of FP17s Relating to Continuations	5	4,050	0.1%	0.9%	1.2%	1.2%
% of Patients satisfied with the dentistry they have received	5	5	N/A	92.1%	92.7%	92.8%
% of Patients satisfied with the time they had to wait for an appointment	5	5	N/A	90.3%	89.1%	88.7%

* This is based on patients treated on this contract for their most recent course of treatment. Figures in italics indicate the base number of FP17s or Patient Questionnaire responses are less than 100. N/A is shown where the base number of responses is less than 10 during the period. % is calculated as Quantity/Base number*100

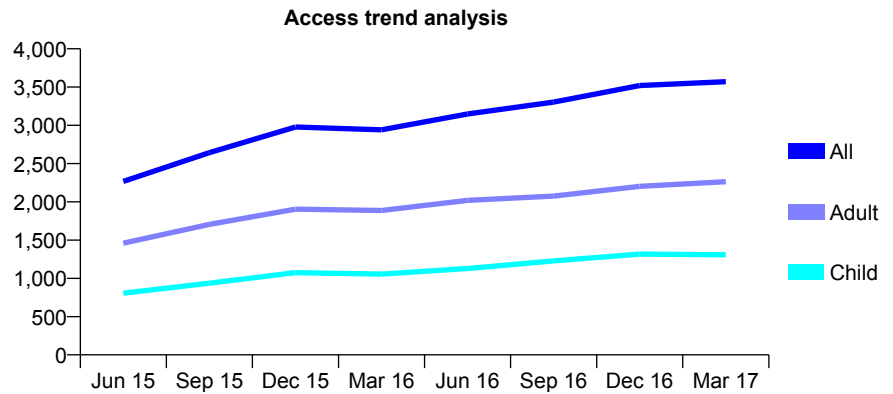
Q54 - Vital Signs At a Glance Contract Report for 938181/0001 - March 2017

Name or company name	MR SS ATTHI
Contract type name	GDS Contract
Purpose of contract	General and Orthodontic
Contract start date	01/04/2006
Contract end date	

16/17 Contracted general activity (UDA)	11,107
Carry forward general activity (UDA)	0
16/17 Contracted orthodontic activity (UOA)	587
Carry forward orthodontic activity (UOA)	-12
Baseline contract value	£373,156.36

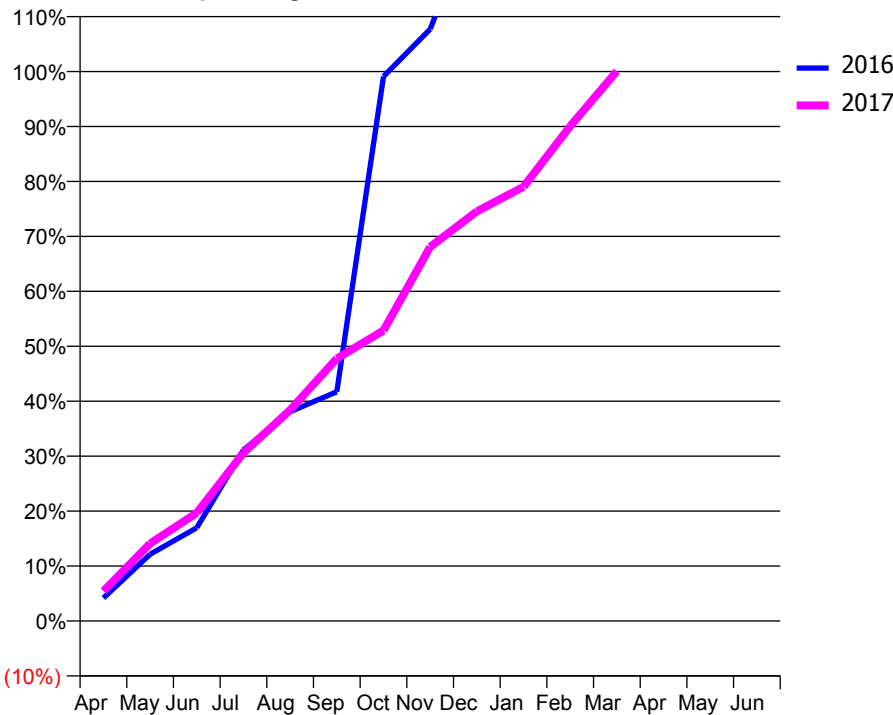
ACCESS*

Patients seen in 24 months	Total	Change since previous quarter
Quarter ending March 2016	2,942	
Quarter ending June 2016	3,148	↑
Quarter ending September 2016	3,303	↑
Quarter ending December 2016	3,519	↑
Quarter ending March 2017	3,571	→
Variance since March 2016	21.4%	↑



ACTIVITY

Cumulative percentage of contracted UDA delivered 2016 & 2017



Month	Adjusted Scheduled Activity (UDA)	
	2016	2017
April	186	603
May	540	1,567
June	755	2,186
July	1,384	3,400
August	1,692	4,266
September	1,854	5,306
October	4,403	5,873
November	4,786	7,561
December	5,745	8,278
January	6,246	8,776
February	6,867	10,002
March	6,950	11,114
April	7,054	
May	7,057	
June	7,057	

QUALITY

	Quantity	Base Number	Contract	AT	Region	England
% of FP17s for the same patient ID Re-attending within 3 months - Children	181	1,727	10.5%	10.0%	12.0%	12.3%
% of FP17s for the same patient ID Re-attending within 3 months - Adults	628	2,990	21.0%	15.4%	16.0%	16.7%
% of FP17s for the same patient ID Re-attending between 3 & 9 months - Children	556	1,727	32.2%	51.1%	58.8%	57.6%
% of FP17s for the same patient ID Re-attending between 3 & 9 months - Adults	835	2,990	27.9%	46.4%	51.2%	50.1%
% of FP17s for Band 1 Urgent Courses	794	3,846	20.6%	8.1%	8.0%	9.1%
% of FP17s Relating to Free Repair or Replacements	5	3,846	0.1%	0.7%	0.8%	0.8%
% of FP17s Relating to Continuations	39	3,846	1.0%	0.9%	1.2%	1.2%
% of Patients satisfied with the dentistry they have received	0	0	N/A	92.1%	92.7%	92.8%
% of Patients satisfied with the time they had to wait for an appointment	0	0	N/A	90.3%	89.1%	88.7%

* This is based on patients treated on this contract for their most recent course of treatment. Figures in italics indicate the base number of FP17s or Patient Questionnaire responses are less than 100. N/A is shown where the base number of responses is less than 10 during the period. % is calculated as Quantity/Base number*100

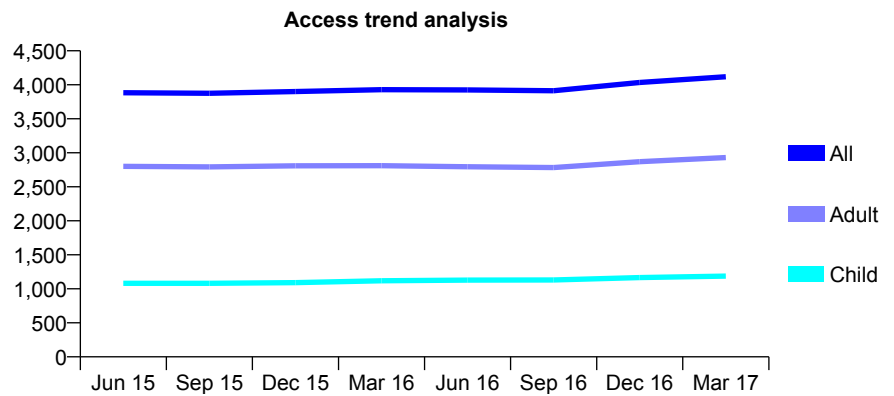
Q54 - Vital Signs At a Glance Contract Report for 942243/0001 - March 2017

Name or company name	MR KS RATRA
Contract type name	GDS Contract
Purpose of contract	General
Contract start date	01/04/2006
Contract end date	

16/17 Contracted general activity (UDA)	12,456
Carry forward general activity (UDA)	0
16/17 Contracted orthodontic activity (UOA)	0
Carry forward orthodontic activity (UOA)	0
Baseline contract value	£297,790.03

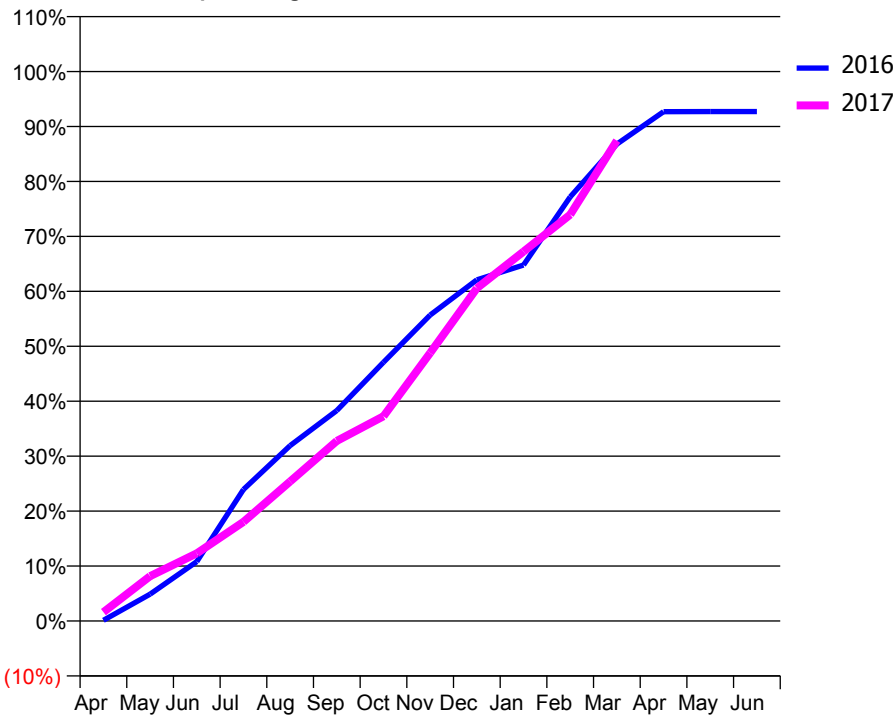
ACCESS*

Patients seen in 24 months	Total	Change since previous quarter
Quarter ending March 2016	3,929	
Quarter ending June 2016	3,925	→
Quarter ending September 2016	3,913	→
Quarter ending December 2016	4,035	↑
Quarter ending March 2017	4,118	↑
Variance since March 2016	4.8%	↑



ACTIVITY

Cumulative percentage of contracted UDA delivered 2016 & 2017



Month	Adjusted Scheduled Activity (UDA)	
	2016	2017
April	17	202
May	610	1,017
June	1,347	1,533
July	2,981	2,247
August	3,977	3,163
September	4,771	4,083
October	5,865	4,640
November	6,936	6,078
December	7,734	7,544
January	8,069	8,374
February	9,613	9,210
March	10,809	10,890
April	11,546	
May	11,547	
June	11,547	

QUALITY

	Quantity	Base Number	Contract	AT	Region	England
% of FP17s for the same patient ID Re-attending within 3 months - Children	106	1,500	7.1%	10.0%	12.0%	12.3%
% of FP17s for the same patient ID Re-attending within 3 months - Adults	499	3,573	14.0%	15.4%	16.0%	16.7%
% of FP17s for the same patient ID Re-attending between 3 & 9 months - Children	672	1,500	44.8%	51.1%	58.8%	57.6%
% of FP17s for the same patient ID Re-attending between 3 & 9 months - Adults	1,633	3,573	45.7%	46.4%	51.2%	50.1%
% of FP17s for Band 1 Urgent Courses	358	4,396	8.1%	8.1%	8.0%	9.1%
% of FP17s Relating to Free Repair or Replacements	29	4,396	0.7%	0.7%	0.8%	0.8%
% of FP17s Relating to Continuations	33	4,396	0.8%	0.9%	1.2%	1.2%
% of Patients satisfied with the dentistry they have received	5	7	N/A	92.1%	92.7%	92.8%
% of Patients satisfied with the time they had to wait for an appointment	6	7	N/A	90.3%	89.1%	88.7%

* This is based on patients treated on this contract for their most recent course of treatment. Figures in italics indicate the base number of FP17s or Patient Questionnaire responses are less than 100. N/A is shown where the base number of responses is less than 10 during the period. % is calculated as Quantity/Base number*100

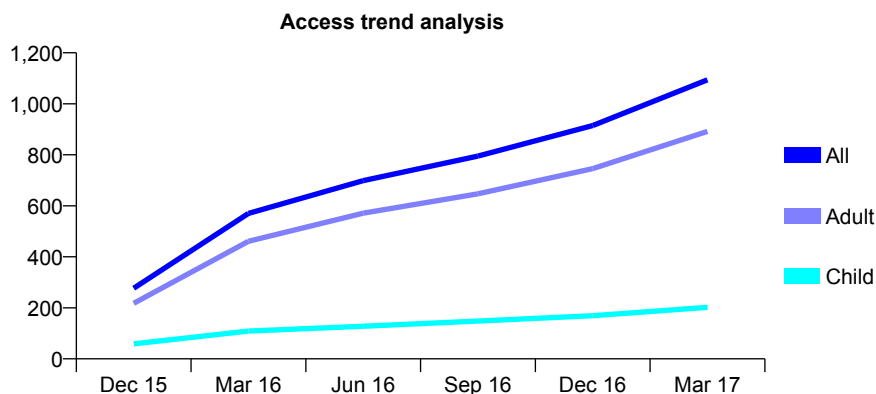
Q54 - Vital Signs At a Glance Contract Report for 943630/0001 - March 2017

Name or company name	MS HJ WAHEED
Contract type name	GDS Contract
Purpose of contract	General
Contract start date	01/10/2015
Contract end date	

16/17 Contracted general activity (UDA)	3,820
Carry forward general activity (UDA)	0
16/17 Contracted orthodontic activity (UOA)	0
Carry forward orthodontic activity (UOA)	0
Baseline contract value	£106,025.21

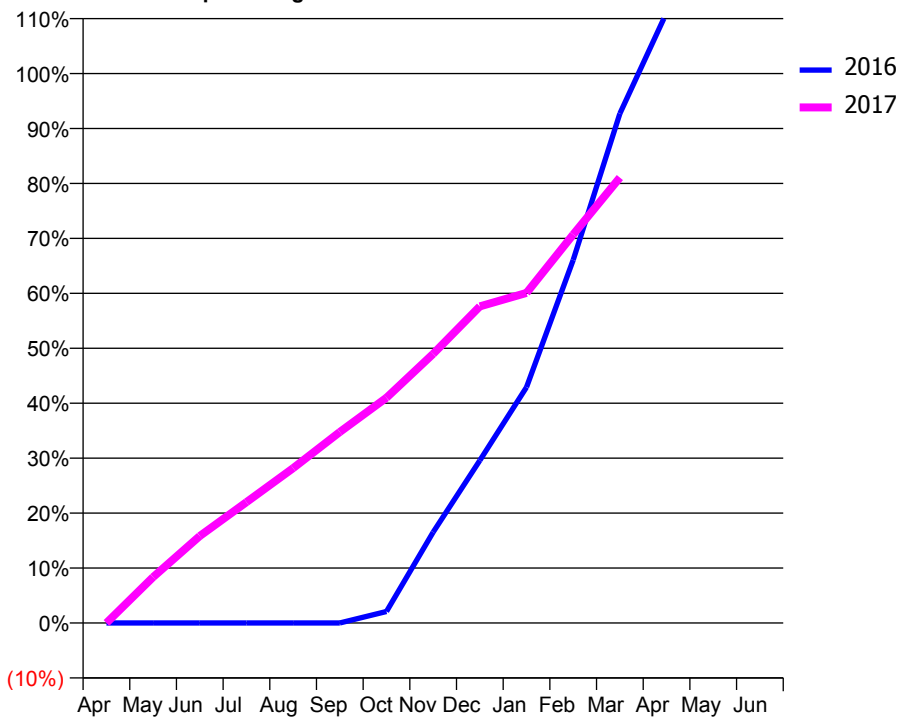
ACCESS*

Patients seen in 24 months	Total	Change since previous quarter
Quarter ending March 2016	570	
Quarter ending June 2016	699	↑
Quarter ending September 2016	795	↑
Quarter ending December 2016	915	↑
Quarter ending March 2017	1,094	↑
Variance since March 2016	91.9%	↑



ACTIVITY

Cumulative percentage of contracted UDA delivered 2016 & 2017



Adjusted Scheduled Activity (UDA)

Month	2016	2017
April	0	0
May	0	320
June	0	605
July	0	840
August	0	1,076
September	0	1,328
October	40	1,567
November	316	1,871
December	565	2,202
January	820	2,295
February	1,262	2,700
March	1,771	3,097
April	2,121	
May	2,122	
June	2,122	

QUALITY

	Quantity	Base Number	Contract	AT	Region	England
% of FP17s for the same patient ID Re-attending within 3 months - Children	22	267	8.2%	10.0%	12.0%	12.3%
% of FP17s for the same patient ID Re-attending within 3 months - Adults	111	1,203	9.2%	15.4%	16.0%	16.7%
% of FP17s for the same patient ID Re-attending between 3 & 9 months - Children	101	267	37.8%	51.1%	58.8%	57.6%
% of FP17s for the same patient ID Re-attending between 3 & 9 months - Adults	510	1,203	42.4%	46.4%	51.2%	50.1%
% of FP17s for Band 1 Urgent Courses	48	1,213	4.0%	8.1%	8.0%	9.1%
% of FP17s Relating to Free Repair or Replacements	7	1,213	0.6%	0.7%	0.8%	0.8%
% of FP17s Relating to Continuations	6	1,213	0.5%	0.9%	1.2%	1.2%
% of Patients satisfied with the dentistry they have received	8	9	N/A	92.1%	92.7%	92.8%
% of Patients satisfied with the time they had to wait for an appointment	9	9	N/A	90.3%	89.1%	88.7%

* This is based on patients treated on this contract for their most recent course of treatment. Figures in italics indicate the base number of FP17s or Patient Questionnaire responses are less than 100. N/A is shown where the base number of responses is less than 10 during the period. % is calculated as Quantity/Base number*100

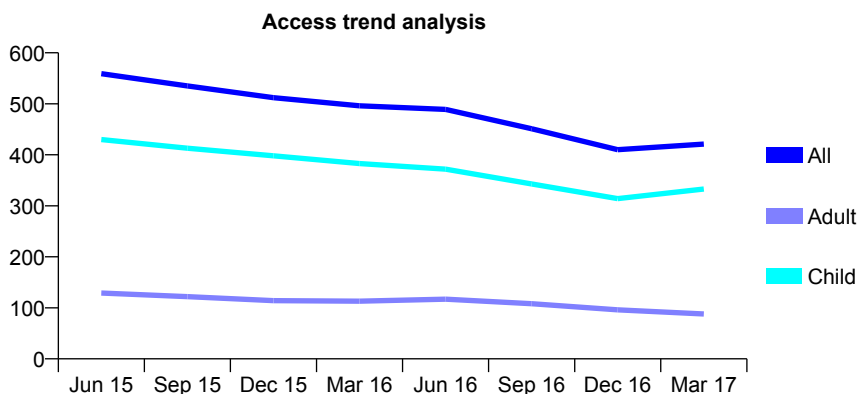
Q54 - Vital Signs At a Glance Contract Report for 943673/0001 - March 2017

Name or company name	MISS H JAGPAL
Contract type name	GDS Contract
Purpose of contract	General
Contract start date	03/07/2009
Contract end date	

16/17 Contracted general activity (UDA)	826
Carry forward general activity (UDA)	-5
16/17 Contracted orthodontic activity (UOA)	0
Carry forward orthodontic activity (UOA)	0
Baseline contract value	£19,308.87

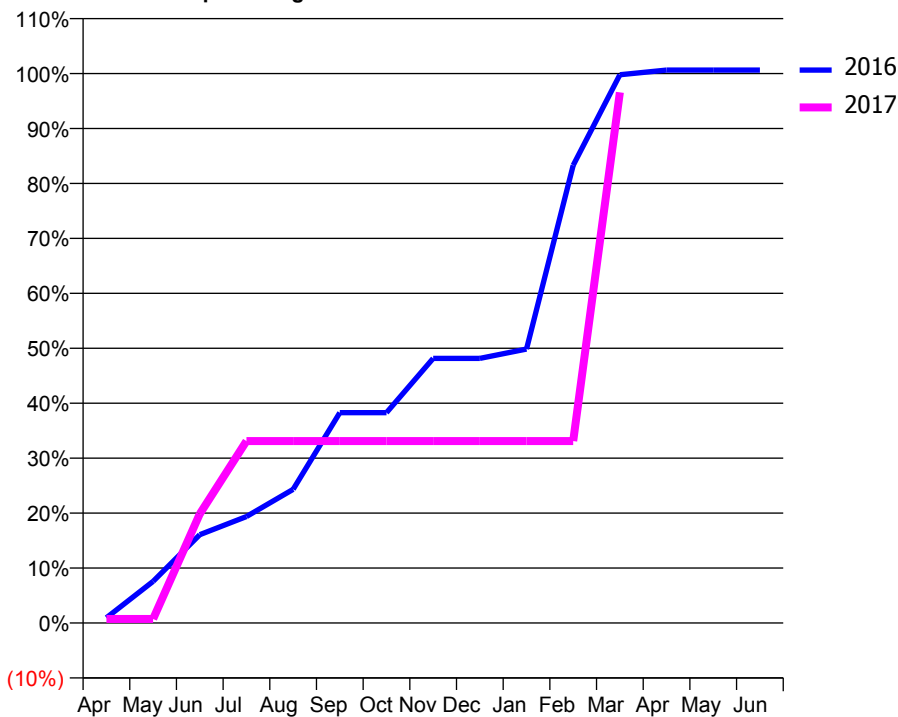
ACCESS*

Patients seen in 24 months	Total	Change since previous quarter
Quarter ending March 2016	496	
Quarter ending June 2016	489	↓
Quarter ending September 2016	451	↓
Quarter ending December 2016	410	↓
Quarter ending March 2017	421	↑
Variance since March 2016	(15.1%)	↓



ACTIVITY

Cumulative percentage of contracted UDA delivered 2016 & 2017



Adjusted Scheduled Activity (UDA)

Month	2016	2017
April	8	6
May	63	6
June	133	164
July	160	274
August	201	274
September	316	274
October	316	274
November	398	274
December	398	274
January	412	274
February	688	274
March	824	798
April	831	
May	831	
June	831	

QUALITY

	Quantity	Base Number	Contract	AT	Region	England
% of FP17s for the same patient ID Re-attending within 3 months - Children	2	290	0.7%	10.0%	12.0%	12.3%
% of FP17s for the same patient ID Re-attending within 3 months - Adults	1	51	2.0%	15.4%	16.0%	16.7%
% of FP17s for the same patient ID Re-attending between 3 & 9 months - Children	28	290	9.7%	51.1%	58.8%	57.6%
% of FP17s for the same patient ID Re-attending between 3 & 9 months - Adults	5	51	9.8%	46.4%	51.2%	50.1%
% of FP17s for Band 1 Urgent Courses	13	336	3.9%	8.1%	8.0%	9.1%
% of FP17s Relating to Free Repair or Replacements	0	336	0.0%	0.7%	0.8%	0.8%
% of FP17s Relating to Continuations	0	336	0.0%	0.9%	1.2%	1.2%
% of Patients satisfied with the dentistry they have received	1	1	N/A	92.1%	92.7%	92.8%
% of Patients satisfied with the time they had to wait for an appointment	0	1	N/A	90.3%	89.1%	88.7%

* This is based on patients treated on this contract for their most recent course of treatment. Figures in italics indicate the base number of FP17s or Patient Questionnaire responses are less than 100. N/A is shown where the base number of responses is less than 10 during the period. % is calculated as Quantity/Base number*100

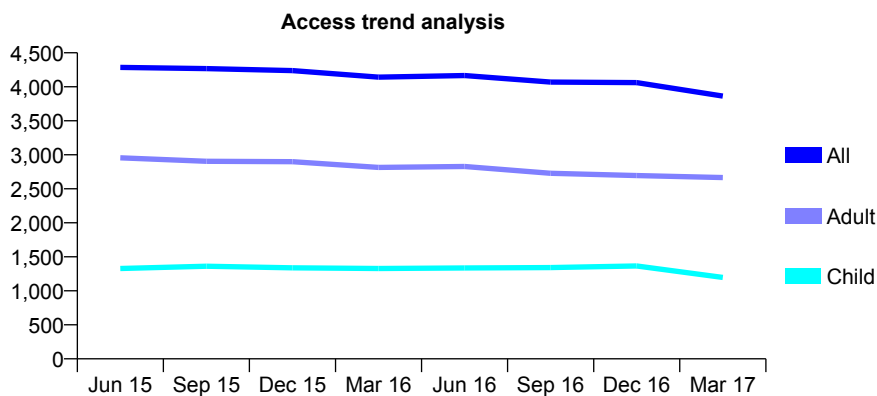
Q54 - Vital Signs At a Glance Contract Report for 944009/0001 - March 2017

Name or company name	MR Z AFZAL
Contract type name	GDS Contract
Purpose of contract	General
Contract start date	01/04/2006
Contract end date	

16/17 Contracted general activity (UDA)	13,582
Carry forward general activity (UDA)	12
16/17 Contracted orthodontic activity (UOA)	0
Carry forward orthodontic activity (UOA)	0
Baseline contract value	£336,359.55

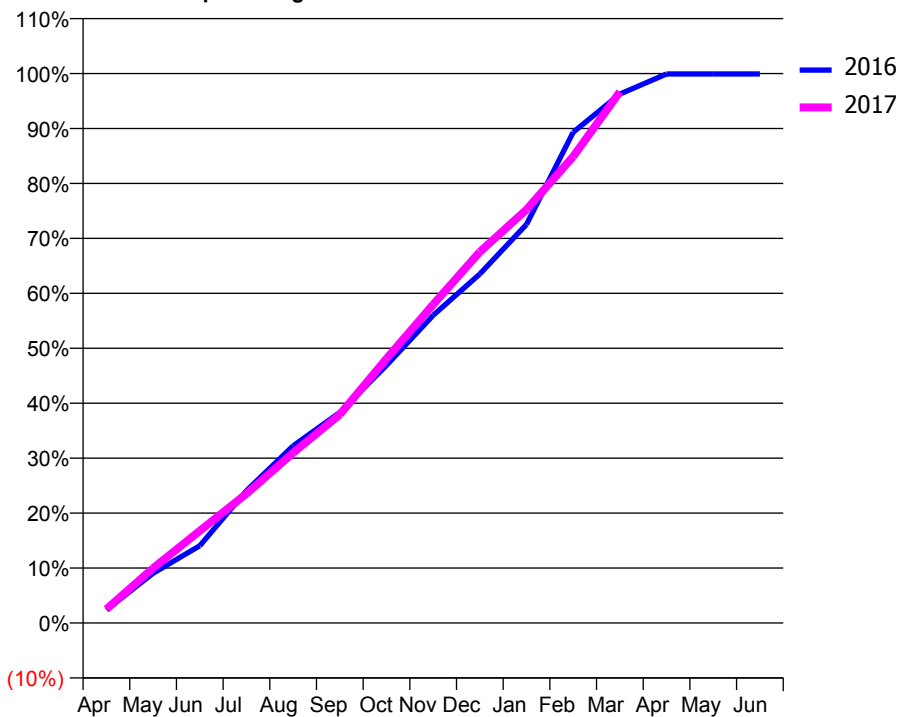
ACCESS*

Patients seen in 24 months	Total	Change since previous quarter
Quarter ending March 2016	4,143	
Quarter ending June 2016	4,165	→
Quarter ending September 2016	4,070	↓
Quarter ending December 2016	4,061	→
Quarter ending March 2017	3,863	↓
Variance since March 2016	(6.8%)	↓



ACTIVITY

Cumulative percentage of contracted UDA delivered 2016 & 2017



Month	Adjusted Scheduled Activity (UDA)	
	2016	2017
April	326	344
May	1,232	1,356
June	1,911	2,280
July	3,270	3,194
August	4,377	4,206
September	5,207	5,152
October	6,368	6,534
November	7,604	7,871
December	8,627	9,173
January	9,852	10,218
February	12,130	11,530
March	13,075	13,129
April	13,570	
May	13,570	
June	13,570	

QUALITY

	Quantity	Base Number	Contract	AT	Region	England
% of FP17s for the same patient ID Re-attending within 3 months - Children	100	1,265	7.9%	10.0%	12.0%	12.3%
% of FP17s for the same patient ID Re-attending within 3 months - Adults	480	2,901	16.5%	15.4%	16.0%	16.7%
% of FP17s for the same patient ID Re-attending between 3 & 9 months - Children	440	1,265	34.8%	51.1%	58.8%	57.6%
% of FP17s for the same patient ID Re-attending between 3 & 9 months - Adults	1,041	2,901	35.9%	46.4%	51.2%	50.1%
% of FP17s for Band 1 Urgent Courses	509	4,027	12.6%	8.1%	8.0%	9.1%
% of FP17s Relating to Free Repair or Replacements	50	4,027	1.2%	0.7%	0.8%	0.8%
% of FP17s Relating to Continuations	6	4,027	0.1%	0.9%	1.2%	1.2%
% of Patients satisfied with the dentistry they have received	0	0	N/A	92.1%	92.7%	92.8%
% of Patients satisfied with the time they had to wait for an appointment	0	0	N/A	90.3%	89.1%	88.7%

* This is based on patients treated on this contract for their most recent course of treatment. Figures in italics indicate the base number of FP17s or Patient Questionnaire responses are less than 100. N/A is shown where the base number of responses is less than 10 during the period. % is calculated as Quantity/Base number*100

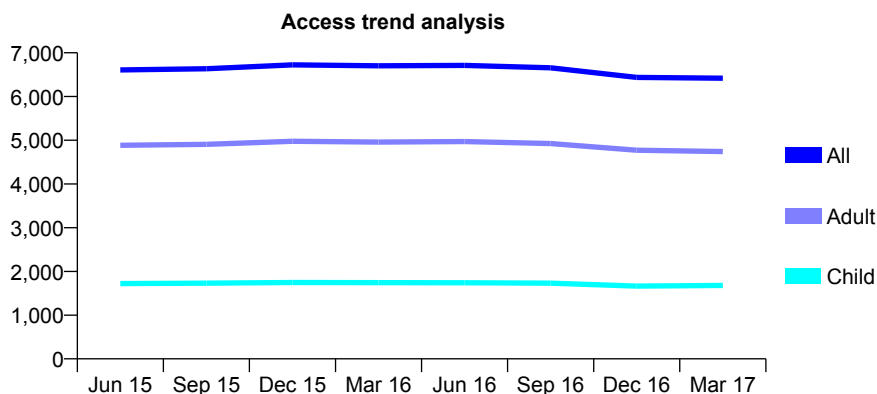
Q54 - Vital Signs At a Glance Contract Report for 944092/0001 - March 2017

Name or company name	MISS SN CHAUDARY
Contract type name	GDS Contract
Purpose of contract	General
Contract start date	17/09/2010
Contract end date	

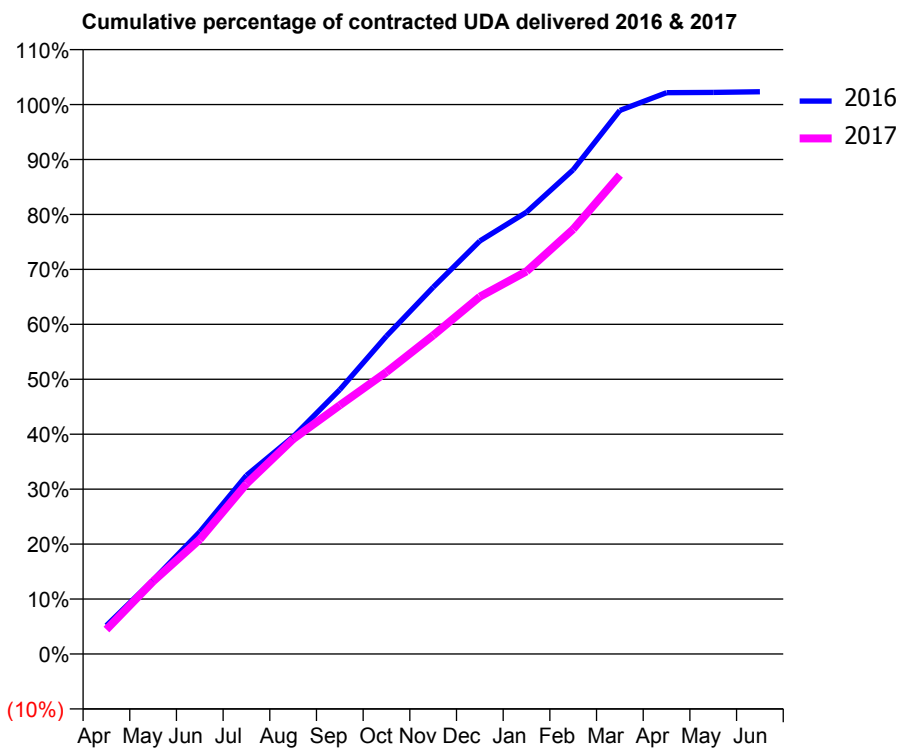
16/17 Contracted general activity (UDA)	18,528
Carry forward general activity (UDA)	-370
16/17 Contracted orthodontic activity (UOA)	0
Carry forward orthodontic activity (UOA)	0
Baseline contract value	£460,784.27

ACCESS*

Patients seen in 24 months	Total	Change since previous quarter
Quarter ending March 2016	6,702	
Quarter ending June 2016	6,711	→
Quarter ending September 2016	6,656	→
Quarter ending December 2016	6,436	↓
Quarter ending March 2017	6,420	→
Variance since March 2016	(4.2%)	↓



ACTIVITY



Month	Adjusted Scheduled Activity (UDA)	
	2016	2017
April	960	825
May	2,492	2,446
June	4,122	3,863
July	6,024	5,738
August	7,326	7,243
September	8,914	8,386
October	10,722	9,505
November	12,368	10,743
December	13,929	12,046
January	14,897	12,901
February	16,328	14,321
March	18,329	16,150
April	18,928	
May	18,936	
June	18,960	

QUALITY

	Quantity	Base Number	Contract	AT	Region	England
% of FP17s for the same patient ID Re-attending within 3 months - Children	140	2,482	5.6%	10.0%	12.0%	12.3%
% of FP17s for the same patient ID Re-attending within 3 months - Adults	781	6,613	11.8%	15.4%	16.0%	16.7%
% of FP17s for the same patient ID Re-attending between 3 & 9 months - Children	1,587	2,482	63.9%	51.1%	58.8%	57.6%
% of FP17s for the same patient ID Re-attending between 3 & 9 months - Adults	4,121	6,613	62.3%	46.4%	51.2%	50.1%
% of FP17s for Band 1 Urgent Courses	356	8,792	4.0%	8.1%	8.0%	9.1%
% of FP17s Relating to Free Repair or Replacements	46	8,792	0.5%	0.7%	0.8%	0.8%
% of FP17s Relating to Continuations	64	8,792	0.7%	0.9%	1.2%	1.2%
% of Patients satisfied with the dentistry they have received	7	8	N/A	92.1%	92.7%	92.8%
% of Patients satisfied with the time they had to wait for an appointment	8	8	N/A	90.3%	89.1%	88.7%

* This is based on patients treated on this contract for their most recent course of treatment. Figures in italics indicate the base number of FP17s or Patient Questionnaire responses are less than 100. N/A is shown where the base number of responses is less than 10 during the period. % is calculated as Quantity/Base number*100

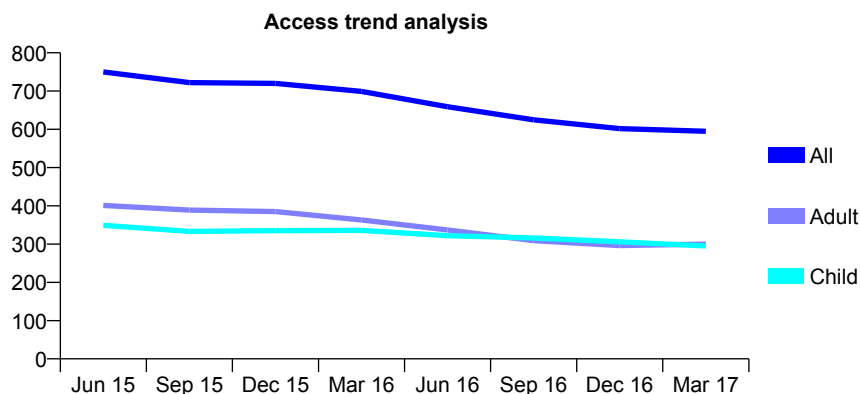
Q54 - Vital Signs At a Glance Contract Report for 946303/0001 - March 2017

Name or company name	MR E ACHEAMPONG
Contract type name	GDS Contract
Purpose of contract	General and Orthodontic
Contract start date	01/04/2006
Contract end date	

16/17 Contracted general activity (UDA)	2,390
Carry forward general activity (UDA)	0
16/17 Contracted orthodontic activity (UOA)	1,042
Carry forward orthodontic activity (UOA)	16
Baseline contract value	£118,747.33

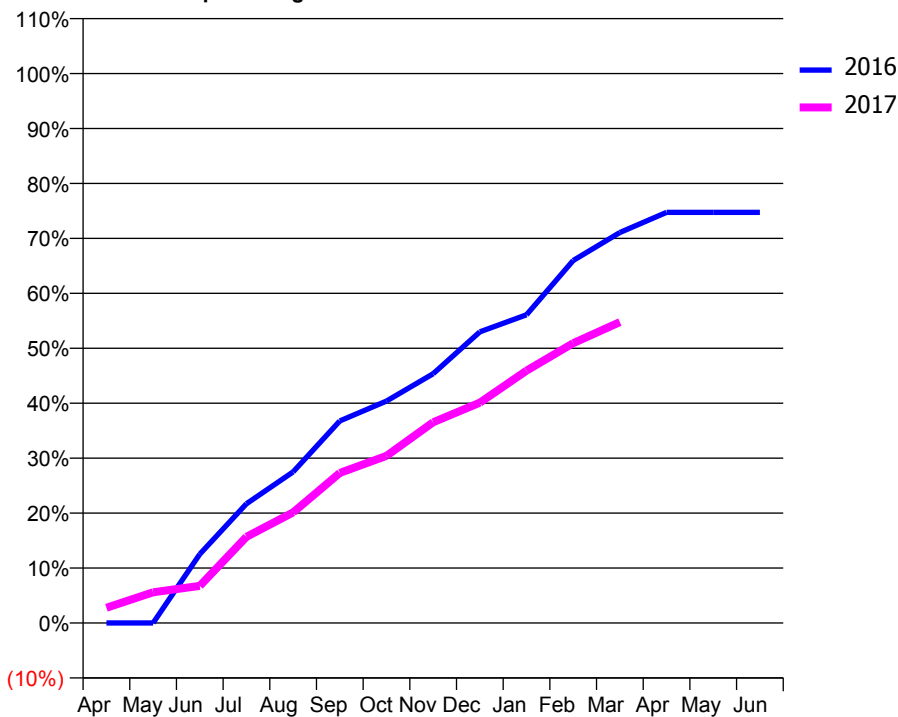
ACCESS*

Patients seen in 24 months	Total	Change since previous quarter
Quarter ending March 2016	699	
Quarter ending June 2016	659	↓
Quarter ending September 2016	625	↓
Quarter ending December 2016	602	↓
Quarter ending March 2017	595	↓
Variance since March 2016	(14.9%)	↓



ACTIVITY

Cumulative percentage of contracted UDA delivered 2016 & 2017



Month	Adjusted Scheduled Activity (UDA)	
	2016	2017
April	0	66
May	0	134
June	299	162
July	519	375
August	658	481
September	879	653
October	966	727
November	1,084	873
December	1,266	959
January	1,341	1,097
February	1,577	1,217
March	1,699	1,309
April	1,786	
May	1,786	
June	1,786	

QUALITY

	Quantity	Base Number	Contract	AT	Region	England
% of FP17s for the same patient ID Re-attending within 3 months - Children	22	430	5.1%	10.0%	12.0%	12.3%
% of FP17s for the same patient ID Re-attending within 3 months - Adults	47	322	14.6%	15.4%	16.0%	16.7%
% of FP17s for the same patient ID Re-attending between 3 & 9 months - Children	204	430	47.4%	51.1%	58.8%	57.6%
% of FP17s for the same patient ID Re-attending between 3 & 9 months - Adults	139	322	43.2%	46.4%	51.2%	50.1%
% of FP17s for Band 1 Urgent Courses	34	655	5.2%	8.1%	8.0%	9.1%
% of FP17s Relating to Free Repair or Replacements	0	655	0.0%	0.7%	0.8%	0.8%
% of FP17s Relating to Continuations	4	655	0.6%	0.9%	1.2%	1.2%
% of Patients satisfied with the dentistry they have received	1	1	N/A	92.1%	92.7%	92.8%
% of Patients satisfied with the time they had to wait for an appointment	1	1	N/A	90.3%	89.1%	88.7%

* This is based on patients treated on this contract for their most recent course of treatment. Figures in italics indicate the base number of FP17s or Patient Questionnaire responses are less than 100. N/A is shown where the base number of responses is less than 10 during the period. % is calculated as Quantity/Base number*100

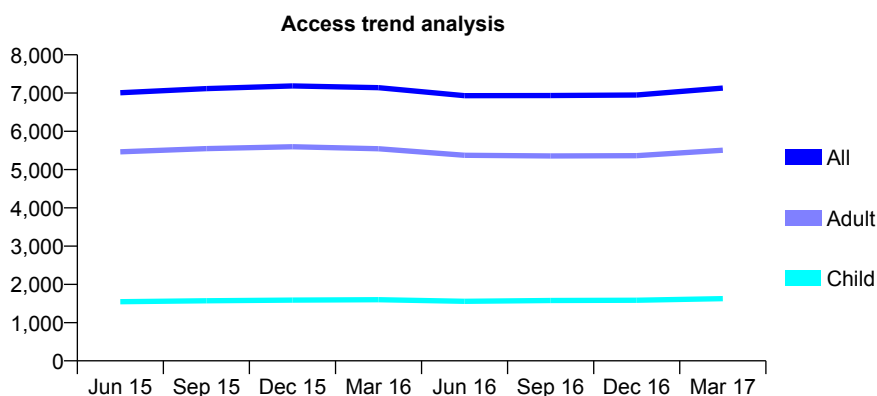
Q54 - Vital Signs At a Glance Contract Report for 960128/0002 - March 2017

Name or company name	MR Z SACRANIE
Contract type name	GDS Contract
Purpose of contract	General
Contract start date	01/11/2006
Contract end date	

16/17 Contracted general activity (UDA)	18,821
Carry forward general activity (UDA)	-40
16/17 Contracted orthodontic activity (UOA)	0
Carry forward orthodontic activity (UOA)	0
Baseline contract value	£416,064.06

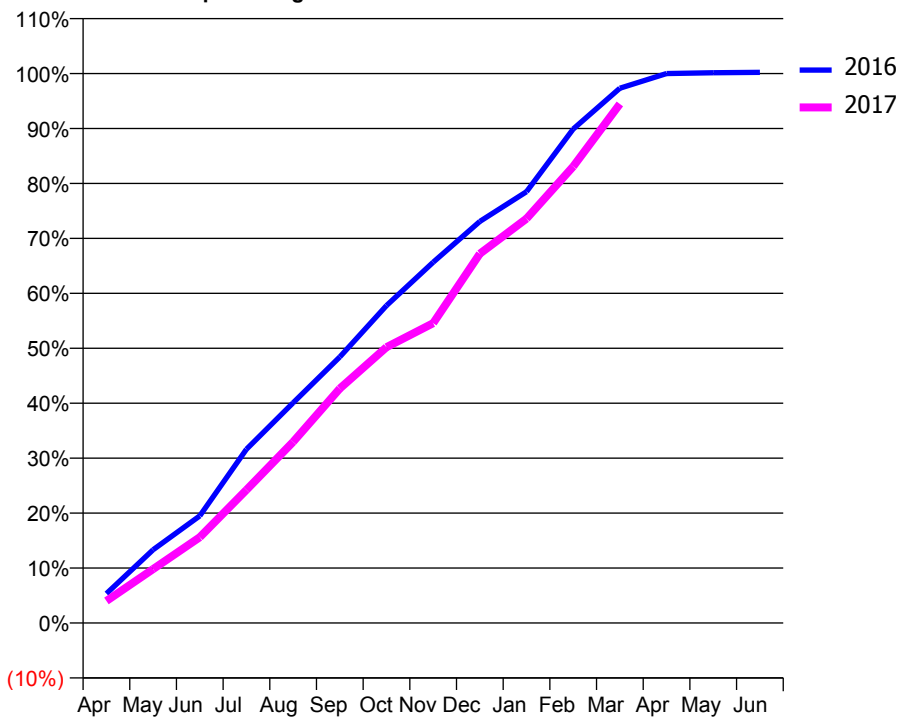
ACCESS*

Patients seen in 24 months	Total	Change since previous quarter
Quarter ending March 2016	7,142	
Quarter ending June 2016	6,932	↓
Quarter ending September 2016	6,934	→
Quarter ending December 2016	6,950	→
Quarter ending March 2017	7,132	↑
Variance since March 2016	(0.1%)	→



ACTIVITY

Cumulative percentage of contracted UDA delivered 2016 & 2017



Adjusted Scheduled Activity (UDA)

Month	2016	2017
April	1,009	756
May	2,511	1,846
June	3,671	2,941
July	5,954	4,560
August	7,543	6,203
September	9,116	8,030
October	10,873	9,446
November	12,357	10,271
December	13,756	12,651
January	14,775	13,851
February	16,918	15,636
March	18,317	17,778
April	18,820	
May	18,846	
June	18,861	

QUALITY

	Quantity	Base Number	Contract	AT	Region	England
% of FP17s for the same patient ID Re-attending within 3 months - Children	218	2,435	9.0%	10.0%	12.0%	12.3%
% of FP17s for the same patient ID Re-attending within 3 months - Adults	1,041	7,658	13.6%	15.4%	16.0%	16.7%
% of FP17s for the same patient ID Re-attending between 3 & 9 months - Children	1,536	2,435	63.1%	51.1%	58.8%	57.6%
% of FP17s for the same patient ID Re-attending between 3 & 9 months - Adults	4,536	7,658	59.2%	46.4%	51.2%	50.1%
% of FP17s for Band 1 Urgent Courses	702	9,115	7.7%	8.1%	8.0%	9.1%
% of FP17s Relating to Free Repair or Replacements	93	9,115	1.0%	0.7%	0.8%	0.8%
% of FP17s Relating to Continuations	53	9,115	0.6%	0.9%	1.2%	1.2%
% of Patients satisfied with the dentistry they have received	10	10	100.0%	92.1%	92.7%	92.8%
% of Patients satisfied with the time they had to wait for an appointment	10	10	100.0%	90.3%	89.1%	88.7%

* This is based on patients treated on this contract for their most recent course of treatment. Figures in italics indicate the base number of FP17s or Patient Questionnaire responses are less than 100. N/A is shown where the base number of responses is less than 10 during the period. % is calculated as Quantity/Base number*100

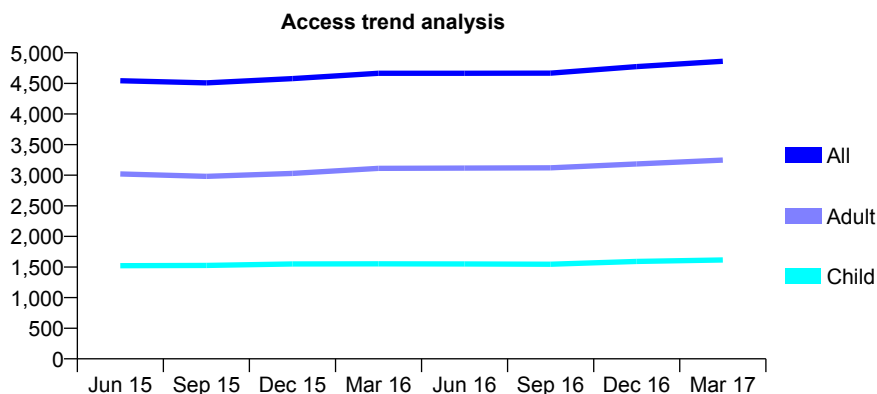
Q54 - Vital Signs At a Glance Contract Report for 960934/0002 - March 2017

Name or company name	MRS J DHERI
Contract type name	GDS Contract
Purpose of contract	General
Contract start date	19/06/2006
Contract end date	

16/17 Contracted general activity (UDA)	12,396
Carry forward general activity (UDA)	-23
16/17 Contracted orthodontic activity (UOA)	0
Carry forward orthodontic activity (UOA)	0
Baseline contract value	£320,687.87

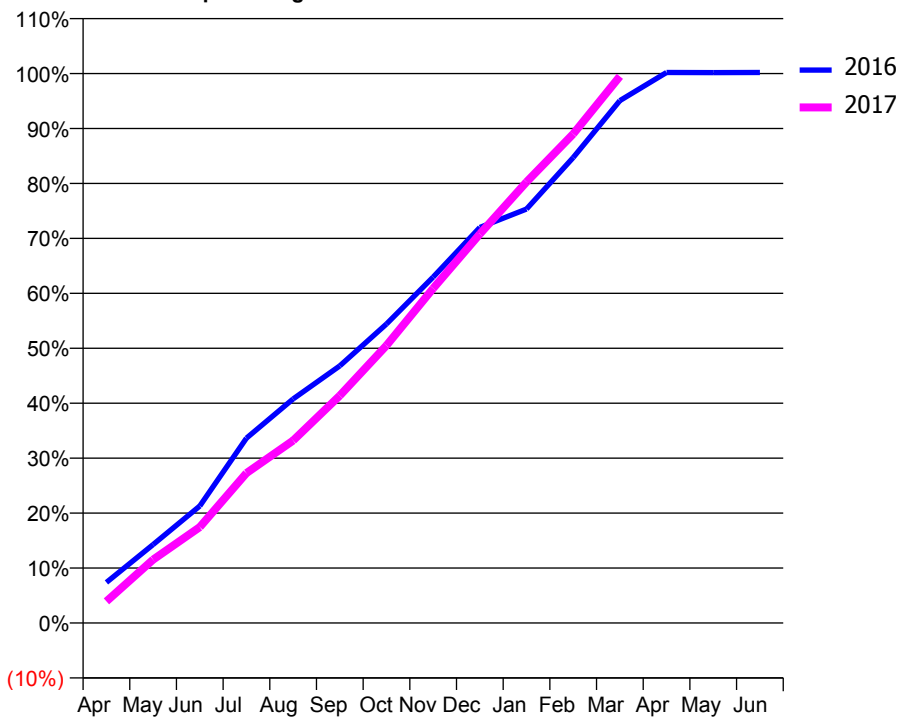
ACCESS*

Patients seen in 24 months	Total	Change since previous quarter
Quarter ending March 2016	4,665	
Quarter ending June 2016	4,666	→
Quarter ending September 2016	4,667	→
Quarter ending December 2016	4,775	↑
Quarter ending March 2017	4,862	→
Variance since March 2016	4.2%	↑



ACTIVITY

Cumulative percentage of contracted UDA delivered 2016 & 2017



Month	Adjusted Scheduled Activity (UDA)	
	2016	2017
April	916	490
May	1,770	1,429
June	2,641	2,164
July	4,172	3,384
August	5,054	4,115
September	5,800	5,129
October	6,745	6,260
November	7,804	7,548
December	8,925	8,775
January	9,338	9,950
February	10,500	11,032
March	11,785	12,333
April	12,419	
May	12,416	
June	12,419	

QUALITY

	Quantity	Base Number	Contract	AT	Region	England
% of FP17s for the same patient ID Re-attending within 3 months - Children	128	2,456	5.2%	10.0%	12.0%	12.3%
% of FP17s for the same patient ID Re-attending within 3 months - Adults	587	4,590	12.8%	15.4%	16.0%	16.7%
% of FP17s for the same patient ID Re-attending between 3 & 9 months - Children	1,540	2,456	62.7%	51.1%	58.8%	57.6%
% of FP17s for the same patient ID Re-attending between 3 & 9 months - Adults	2,547	4,590	55.5%	46.4%	51.2%	50.1%
% of FP17s for Band 1 Urgent Courses	368	6,745	5.5%	8.1%	8.0%	9.1%
% of FP17s Relating to Free Repair or Replacements	26	6,745	0.4%	0.7%	0.8%	0.8%
% of FP17s Relating to Continuations	75	6,745	1.1%	0.9%	1.2%	1.2%
% of Patients satisfied with the dentistry they have received	9	10	90.0%	92.1%	92.7%	92.8%
% of Patients satisfied with the time they had to wait for an appointment	8	10	80.0%	90.3%	89.1%	88.7%

* This is based on patients treated on this contract for their most recent course of treatment. Figures in italics indicate the base number of FP17s or Patient Questionnaire responses are less than 100. N/A is shown where the base number of responses is less than 10 during the period. % is calculated as Quantity/Base number*100

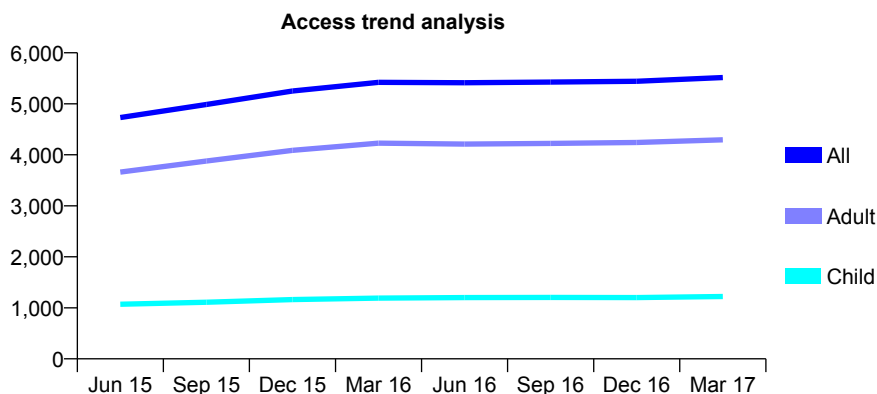
Q54 - Vital Signs At a Glance Contract Report for 968811/0001 - March 2017

Name or company name	MR D CHACKO
Contract type name	GDS Contract
Purpose of contract	General
Contract start date	01/04/2014
Contract end date	

16/17 Contracted general activity (UDA)	16,500
Carry forward general activity (UDA)	-330
16/17 Contracted orthodontic activity (UOA)	0
Carry forward orthodontic activity (UOA)	0
Baseline contract value	£413,864.99

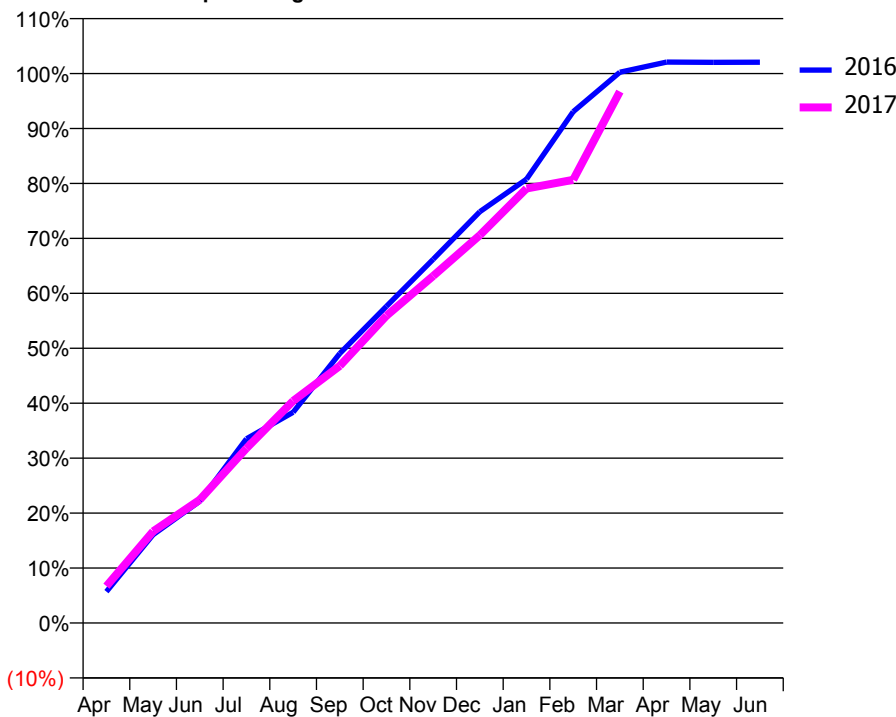
ACCESS*

Patients seen in 24 months	Total	Change since previous quarter
Quarter ending March 2016	5,422	
Quarter ending June 2016	5,412	→
Quarter ending September 2016	5,426	→
Quarter ending December 2016	5,441	→
Quarter ending March 2017	5,516	→
Variance since March 2016	1.7%	→



ACTIVITY

Cumulative percentage of contracted UDA delivered 2016 & 2017



Month	Adjusted Scheduled Activity (UDA)	
	2016	2017
April	945	1,108
May	2,651	2,752
June	3,656	3,702
July	5,532	5,248
August	6,327	6,670
September	8,093	7,723
October	9,514	9,226
November	10,922	10,421
December	12,352	11,646
January	13,329	13,046
February	15,354	13,309
March	16,537	15,957
April	16,844	
May	16,837	
June	16,840	

QUALITY

	Quantity	Base Number	Contract	AT	Region	England
% of FP17s for the same patient ID Re-attending within 3 months - Children	117	1,843	6.3%	10.0%	12.0%	12.3%
% of FP17s for the same patient ID Re-attending within 3 months - Adults	966	6,106	15.8%	15.4%	16.0%	16.7%
% of FP17s for the same patient ID Re-attending between 3 & 9 months - Children	1,176	1,843	63.8%	51.1%	58.8%	57.6%
% of FP17s for the same patient ID Re-attending between 3 & 9 months - Adults	3,471	6,106	56.8%	46.4%	51.2%	50.1%
% of FP17s for Band 1 Urgent Courses	502	7,770	6.5%	8.1%	8.0%	9.1%
% of FP17s Relating to Free Repair or Replacements	133	7,770	1.7%	0.7%	0.8%	0.8%
% of FP17s Relating to Continuations	71	7,770	0.9%	0.9%	1.2%	1.2%
% of Patients satisfied with the dentistry they have received	6	7	N/A	92.1%	92.7%	92.8%
% of Patients satisfied with the time they had to wait for an appointment	7	7	N/A	90.3%	89.1%	88.7%

* This is based on patients treated on this contract for their most recent course of treatment. Figures in italics indicate the base number of FP17s or Patient Questionnaire responses are less than 100. N/A is shown where the base number of responses is less than 10 during the period. % is calculated as Quantity/Base number*100

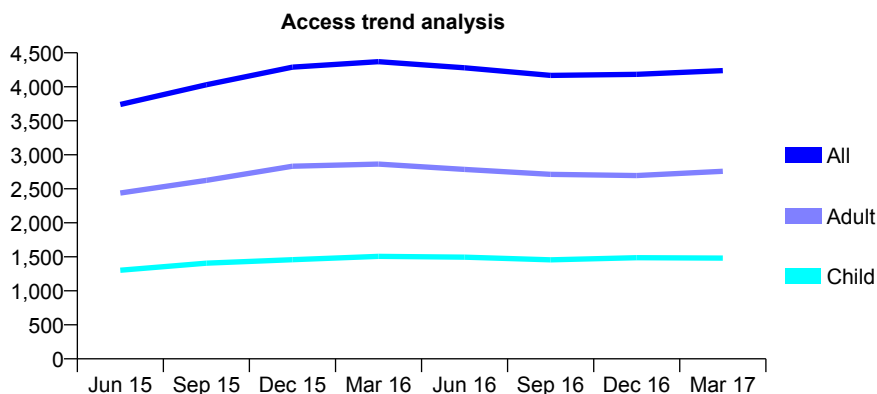
Q54 - Vital Signs At a Glance Contract Report for 976989/0001 - March 2017

Name or company name	MR SS SOHAL
Contract type name	GDS Contract
Purpose of contract	General
Contract start date	23/11/2013
Contract end date	

16/17 Contracted general activity (UDA)	12,884
Carry forward general activity (UDA)	225
16/17 Contracted orthodontic activity (UOA)	0
Carry forward orthodontic activity (UOA)	0
Baseline contract value	£340,475.89

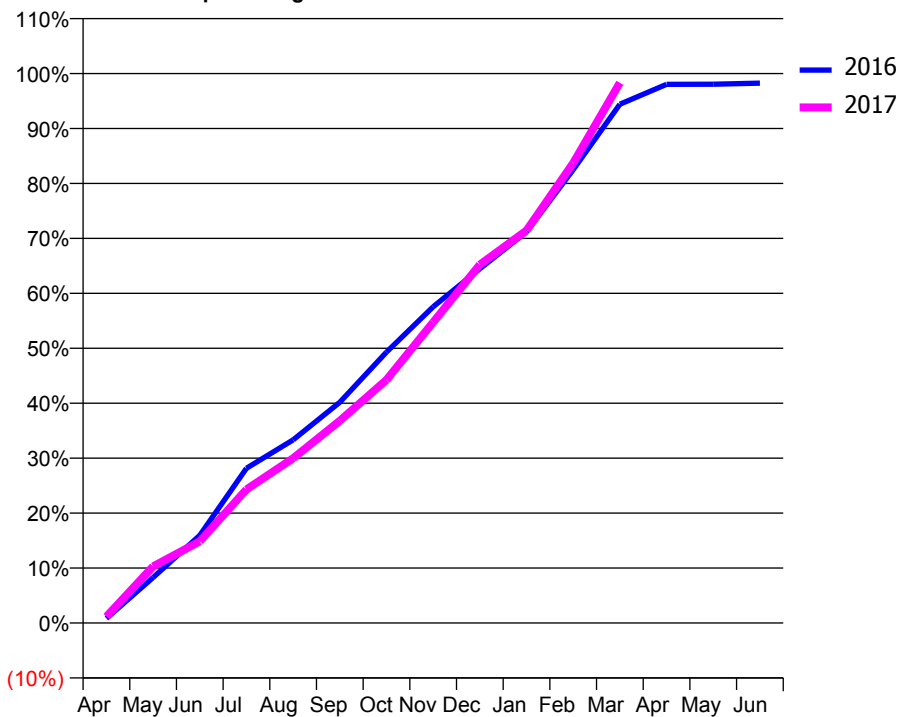
ACCESS*

Patients seen in 24 months	Total	Change since previous quarter
Quarter ending March 2016	4,370	
Quarter ending June 2016	4,280	↓
Quarter ending September 2016	4,168	↓
Quarter ending December 2016	4,184	→
Quarter ending March 2017	4,238	→
Variance since March 2016	(3.0%)	↓



ACTIVITY

Cumulative percentage of contracted UDA delivered 2016 & 2017



Month	Adjusted Scheduled Activity (UDA)	
	2016	2017
April	107	151
May	1,068	1,326
June	2,056	1,916
July	3,630	3,132
August	4,293	3,864
September	5,177	4,741
October	6,350	5,700
November	7,415	7,053
December	8,307	8,403
January	9,172	9,202
February	10,629	10,785
March	12,164	12,666
April	12,629	
May	12,632	
June	12,658	

QUALITY

	Quantity	Base Number	Contract	AT	Region	England
% of FP17s for the same patient ID Re-attending within 3 months - Children	91	1,958	4.6%	10.0%	12.0%	12.3%
% of FP17s for the same patient ID Re-attending within 3 months - Adults	445	3,241	13.7%	15.4%	16.0%	16.7%
% of FP17s for the same patient ID Re-attending between 3 & 9 months - Children	1,051	1,958	53.7%	51.1%	58.8%	57.6%
% of FP17s for the same patient ID Re-attending between 3 & 9 months - Adults	1,372	3,241	42.3%	46.4%	51.2%	50.1%
% of FP17s for Band 1 Urgent Courses	488	4,986	9.8%	8.1%	8.0%	9.1%
% of FP17s Relating to Free Repair or Replacements	3	4,986	0.1%	0.7%	0.8%	0.8%
% of FP17s Relating to Continuations	21	4,986	0.4%	0.9%	1.2%	1.2%
% of Patients satisfied with the dentistry they have received	0	0	N/A	92.1%	92.7%	92.8%
% of Patients satisfied with the time they had to wait for an appointment	0	0	N/A	90.3%	89.1%	88.7%

* This is based on patients treated on this contract for their most recent course of treatment. Figures in italics indicate the base number of FP17s or Patient Questionnaire responses are less than 100. N/A is shown where the base number of responses is less than 10 during the period. % is calculated as Quantity/Base number*100

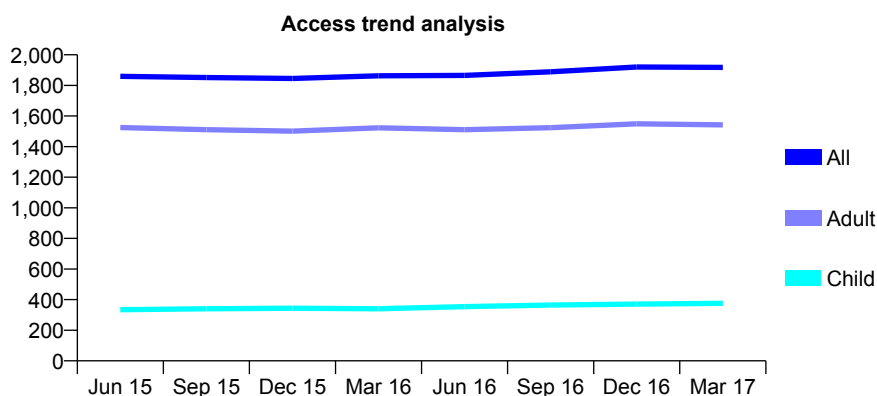
Q54 - Vital Signs At a Glance Contract Report for 993913/0001 - March 2017

Name or company name	MR SL REES
Contract type name	PDS Contract
Purpose of contract	General and Orthodontic
Contract start date	01/04/2006
Contract end date	31/03/2021

16/17 Contracted general activity (UDA)	6,811
Carry forward general activity (UDA)	0
16/17 Contracted orthodontic activity (UOA)	450
Carry forward orthodontic activity (UOA)	-9
Baseline contract value	£248,123.60

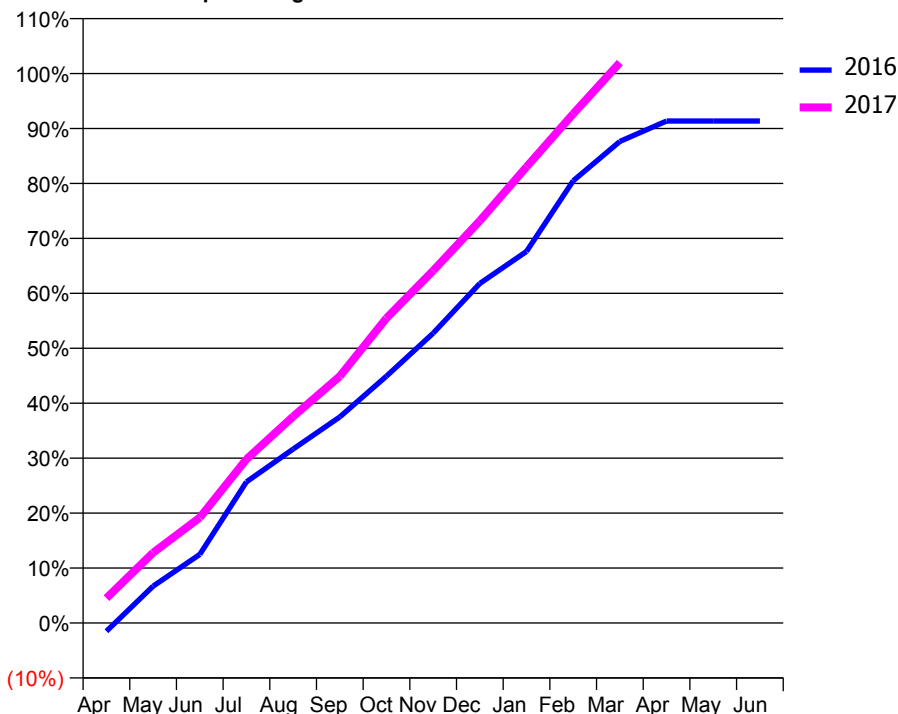
ACCESS*

Patients seen in 24 months	Total	Change since previous quarter
Quarter ending March 2016	1,863	
Quarter ending June 2016	1,865	→
Quarter ending September 2016	1,889	→
Quarter ending December 2016	1,920	→
Quarter ending March 2017	1,918	→
Variance since March 2016	3.0%	↑



ACTIVITY

Cumulative percentage of contracted UDA delivered 2016 & 2017



Month	Adjusted Scheduled Activity (UDA)	
	2016	2017
April	-103	309
May	457	871
June	851	1,307
July	1,750	2,030
August	2,155	2,559
September	2,555	3,059
October	3,061	3,778
November	3,593	4,368
December	4,209	4,986
January	4,605	5,653
February	5,482	6,312
March	5,969	6,946
April	6,222	
May	6,222	
June	6,222	

QUALITY

	Quantity	Base Number	Contract	AT	Region	England
% of FP17s for the same patient ID Re-attending within 3 months - Children	85	577	14.7%	10.0%	12.0%	12.3%
% of FP17s for the same patient ID Re-attending within 3 months - Adults	307	2,257	13.6%	15.4%	16.0%	16.7%
% of FP17s for the same patient ID Re-attending between 3 & 9 months - Children	271	577	47.0%	51.1%	58.8%	57.6%
% of FP17s for the same patient ID Re-attending between 3 & 9 months - Adults	1,433	2,257	63.5%	46.4%	51.2%	50.1%
% of FP17s for Band 1 Urgent Courses	63	2,705	2.3%	8.1%	8.0%	9.1%
% of FP17s Relating to Free Repair or Replacements	33	2,705	1.2%	0.7%	0.8%	0.8%
% of FP17s Relating to Continuations	54	2,705	2.0%	0.9%	1.2%	1.2%
% of Patients satisfied with the dentistry they have received	4	4	N/A	92.1%	92.7%	92.8%
% of Patients satisfied with the time they had to wait for an appointment	4	4	N/A	90.3%	89.1%	88.7%

* This is based on patients treated on this contract for their most recent course of treatment. Figures in italics indicate the base number of FP17s or Patient Questionnaire responses are less than 100. N/A is shown where the base number of responses is less than 10 during the period. % is calculated as Quantity/Base number*100

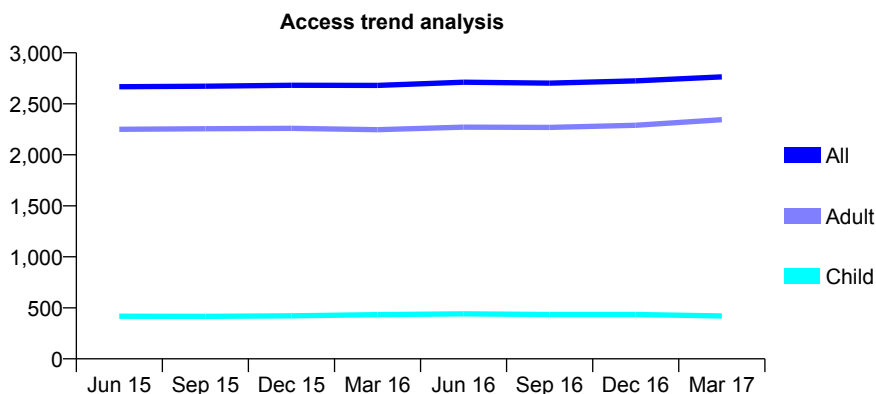
Q54 - Vital Signs At a Glance Contract Report for 993956/0001 - March 2017

Name or company name	MR SM BENTLEY
Contract type name	GDS Contract
Purpose of contract	General
Contract start date	01/04/2006
Contract end date	

16/17 Contracted general activity (UDA)	7,816
Carry forward general activity (UDA)	8
16/17 Contracted orthodontic activity (UOA)	0
Carry forward orthodontic activity (UOA)	0
Baseline contract value	£165,716.49

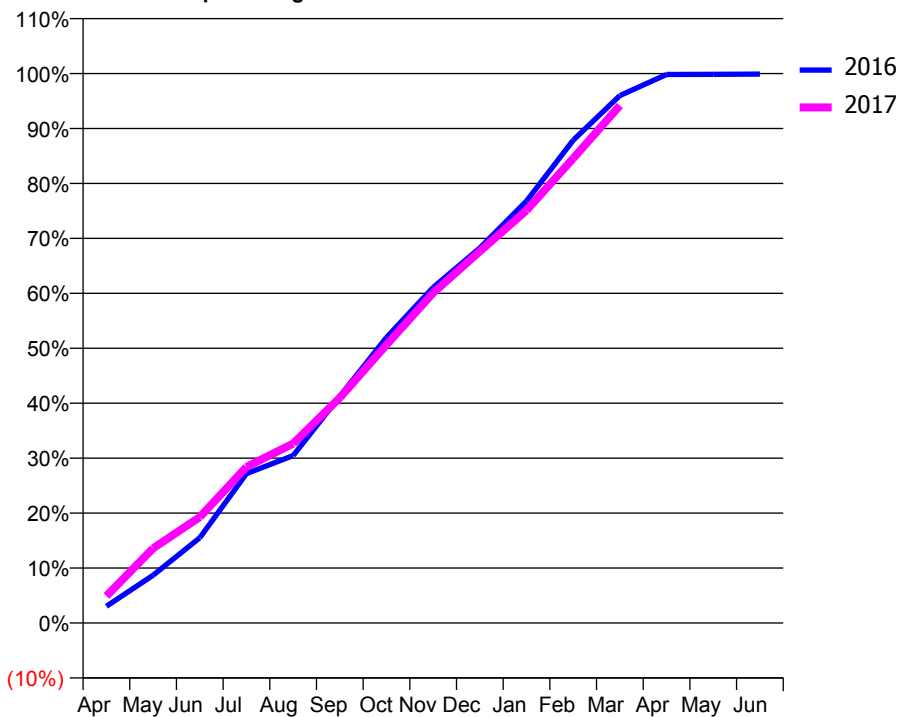
ACCESS*

Patients seen in 24 months	Total	Change since previous quarter
Quarter ending March 2016	2,680	
Quarter ending June 2016	2,712	→
Quarter ending September 2016	2,703	→
Quarter ending December 2016	2,725	→
Quarter ending March 2017	2,764	→
Variance since March 2016	3.1%	↑



ACTIVITY

Cumulative percentage of contracted UDA delivered 2016 & 2017



Month	Adjusted Scheduled Activity (UDA)	
	2016	2017
April	239	384
May	680	1,063
June	1,212	1,508
July	2,125	2,219
August	2,381	2,552
September	3,225	3,205
October	4,061	3,957
November	4,773	4,695
December	5,334	5,287
January	6,002	5,870
February	6,867	6,610
March	7,502	7,360
April	7,802	
May	7,805	
June	7,808	

QUALITY

	Quantity	Base Number	Contract	AT	Region	England
% of FP17s for the same patient ID Re-attending within 3 months - Children	29	544	5.3%	10.0%	12.0%	12.3%
% of FP17s for the same patient ID Re-attending within 3 months - Adults	421	3,076	13.7%	15.4%	16.0%	16.7%
% of FP17s for the same patient ID Re-attending between 3 & 9 months - Children	292	544	53.7%	51.1%	58.8%	57.6%
% of FP17s for the same patient ID Re-attending between 3 & 9 months - Adults	1,364	3,076	44.3%	46.4%	51.2%	50.1%
% of FP17s for Band 1 Urgent Courses	107	3,459	3.1%	8.1%	8.0%	9.1%
% of FP17s Relating to Free Repair or Replacements	67	3,459	1.9%	0.7%	0.8%	0.8%
% of FP17s Relating to Continuations	45	3,459	1.3%	0.9%	1.2%	1.2%
% of Patients satisfied with the dentistry they have received	4	4	N/A	92.1%	92.7%	92.8%
% of Patients satisfied with the time they had to wait for an appointment	4	4	N/A	90.3%	89.1%	88.7%

* This is based on patients treated on this contract for their most recent course of treatment. Figures in italics indicate the base number of FP17s or Patient Questionnaire responses are less than 100. N/A is shown where the base number of responses is less than 10 during the period. % is calculated as Quantity/Base number*100

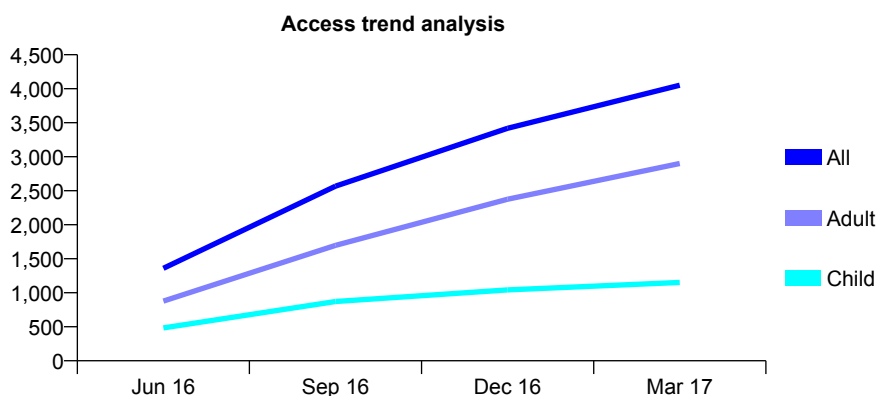
Q55 - Vital Signs At a Glance Contract Report for 100062/0000 - March 2017

Name or company name	MR EG MCDAID
Contract type name	GDS Contract
Purpose of contract	General
Contract start date	01/04/2016
Contract end date	

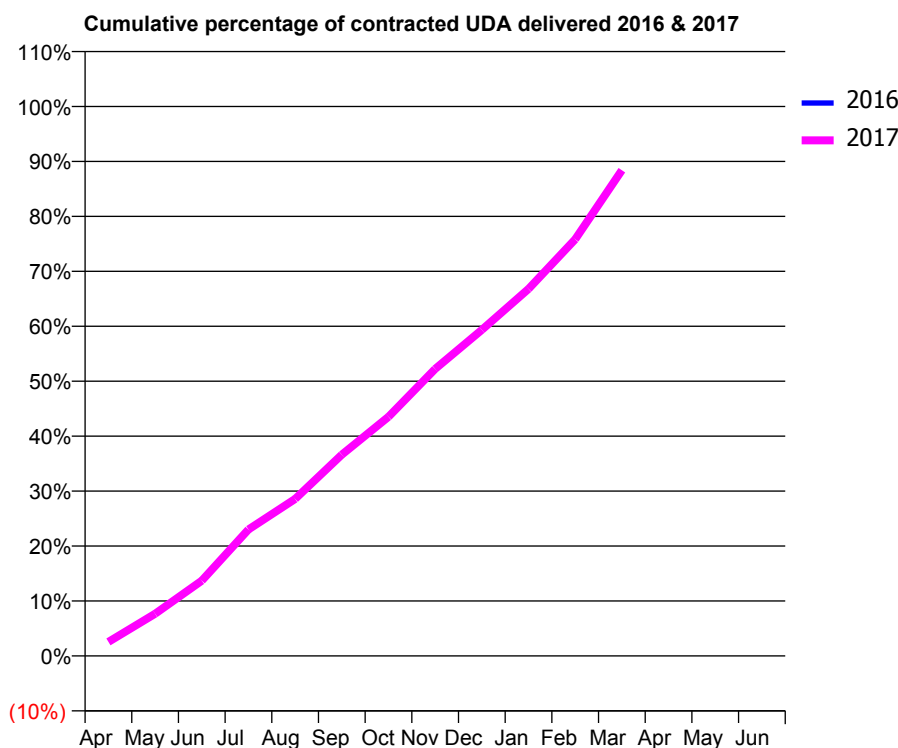
16/17 Contracted general activity (UDA)	15,426
Carry forward general activity (UDA)	0
16/17 Contracted orthodontic activity (UOA)	0
Carry forward orthodontic activity (UOA)	0
Baseline contract value	£396,518.85

ACCESS*

Patients seen in 24 months	Total	Change since previous quarter
Quarter ending March 2016	0	
Quarter ending June 2016	1,360	↑
Quarter ending September 2016	2,568	↑
Quarter ending December 2016	3,419	↑
Quarter ending March 2017	4,052	↑
Variance since March 2016	N/A	



ACTIVITY



Month	Adjusted Scheduled Activity (UDA)	
	2016	2017
April	0	396
May	0	1,185
June	0	2,112
July	0	3,549
August	0	4,408
September	0	5,651
October	0	6,713
November	0	8,057
December	0	9,153
January	0	10,305
February	0	11,696
March	0	13,636
April	0	
May	0	
June	0	

QUALITY

	Quantity	Base Number	Contract	AT	Region	England
% of FP17s for the same patient ID Re-attending within 3 months - Children	135	2,172	6.2%	10.9%	12.0%	12.3%
% of FP17s for the same patient ID Re-attending within 3 months - Adults	510	4,535	11.2%	15.2%	16.0%	16.7%
% of FP17s for the same patient ID Re-attending between 3 & 9 months - Children	761	2,172	35.0%	61.3%	58.8%	57.6%
% of FP17s for the same patient ID Re-attending between 3 & 9 months - Adults	1,104	4,535	24.3%	54.8%	51.2%	50.1%
% of FP17s for Band 1 Urgent Courses	435	6,403	6.8%	7.0%	8.0%	9.1%
% of FP17s Relating to Free Repair or Replacements	69	6,403	1.1%	0.8%	0.8%	0.8%
% of FP17s Relating to Continuations	82	6,403	1.3%	1.6%	1.2%	1.2%
% of Patients satisfied with the dentistry they have received	8	9	N/A	92.3%	92.7%	92.8%
% of Patients satisfied with the time they had to wait for an appointment	9	9	N/A	88.0%	89.1%	88.7%

* This is based on patients treated on this contract for their most recent course of treatment. Figures in italics indicate the base number of FP17s or Patient Questionnaire responses are less than 100. N/A is shown where the base number of responses is less than 10 during the period. % is calculated as Quantity/Base number*100

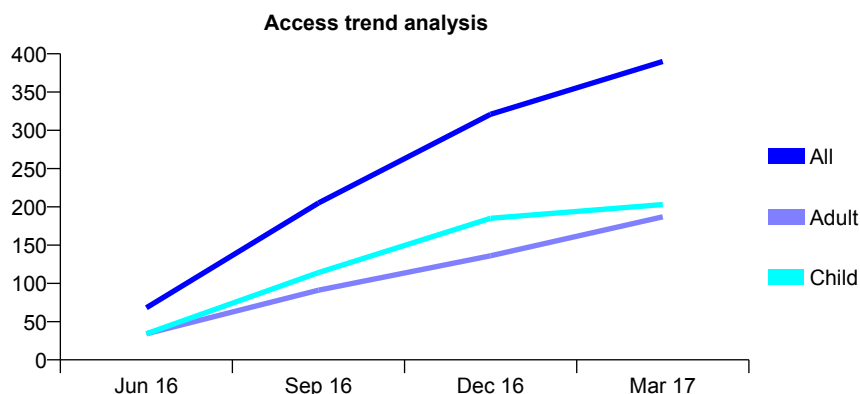
Q55 - Vital Signs At a Glance Contract Report for 100101/0000 - March 2017

Name or company name	Brookview Dental Care
Contract type name	GDS Contract
Purpose of contract	General
Contract start date	01/04/2016
Contract end date	

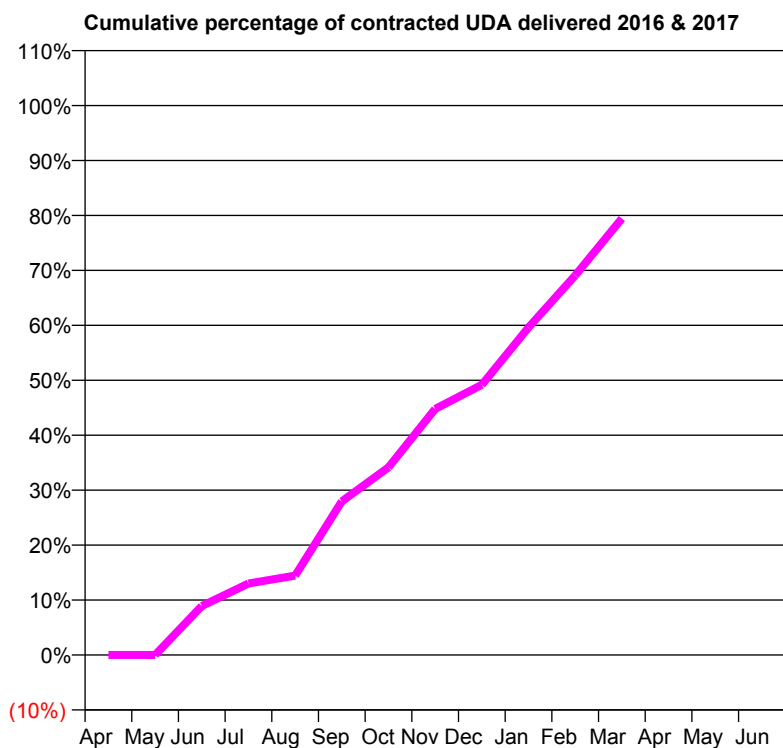
16/17 Contracted general activity (UDA)	980
Carry forward general activity (UDA)	0
16/17 Contracted orthodontic activity (UOA)	0
Carry forward orthodontic activity (UOA)	0
Baseline contract value	£29,084.98

ACCESS*

Patients seen in 24 months	Total	Change since previous quarter
Quarter ending March 2016	0	
Quarter ending June 2016	68	↑
Quarter ending September 2016	205	↑
Quarter ending December 2016	321	↑
Quarter ending March 2017	390	↑
Variance since March 2016	N/A	



ACTIVITY



Month	Adjusted Scheduled Activity (UDA)	
	2016	2017
April	0	0
May	0	0
June	0	87
July	0	128
August	0	142
September	0	274
October	0	335
November	0	439
December	0	482
January	0	584
February	0	677
March	0	778
April	0	
May	0	
June	0	

QUALITY

	Quantity	Base Number	Contract	AT	Region	England
% of FP17s for the same patient ID Re-attending within 3 months - Children	9	284	3.2%	10.9%	12.0%	12.3%
% of FP17s for the same patient ID Re-attending within 3 months - Adults	23	246	9.3%	15.2%	16.0%	16.7%
% of FP17s for the same patient ID Re-attending between 3 & 9 months - Children	64	284	22.5%	61.3%	58.8%	57.6%
% of FP17s for the same patient ID Re-attending between 3 & 9 months - Adults	42	246	17.1%	54.8%	51.2%	50.1%
% of FP17s for Band 1 Urgent Courses	17	530	3.2%	7.0%	8.0%	9.1%
% of FP17s Relating to Free Repair or Replacements	0	530	0.0%	0.8%	0.8%	0.8%
% of FP17s Relating to Continuations	0	530	0.0%	1.6%	1.2%	1.2%
% of Patients satisfied with the dentistry they have received	0	0	N/A	92.3%	92.7%	92.8%
% of Patients satisfied with the time they had to wait for an appointment	0	0	N/A	88.0%	89.1%	88.7%

* This is based on patients treated on this contract for their most recent course of treatment. Figures in italics indicate the base number of FP17s or Patient Questionnaire responses are less than 100. N/A is shown where the base number of responses is less than 10 during the period. % is calculated as Quantity/Base number*100

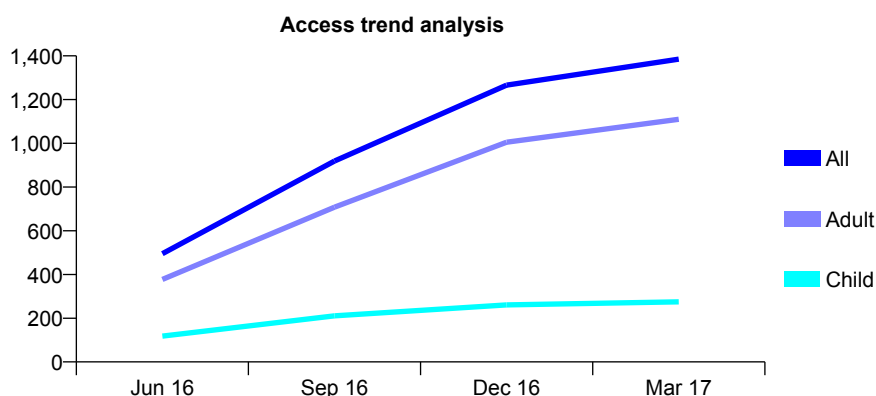
Q55 - Vital Signs At a Glance Contract Report for 100103/0000 - March 2017

Name or company name	Dr H S Thiara, Mrs R K Mattu
Contract type name	GDS Contract
Purpose of contract	General
Contract start date	01/04/2016
Contract end date	

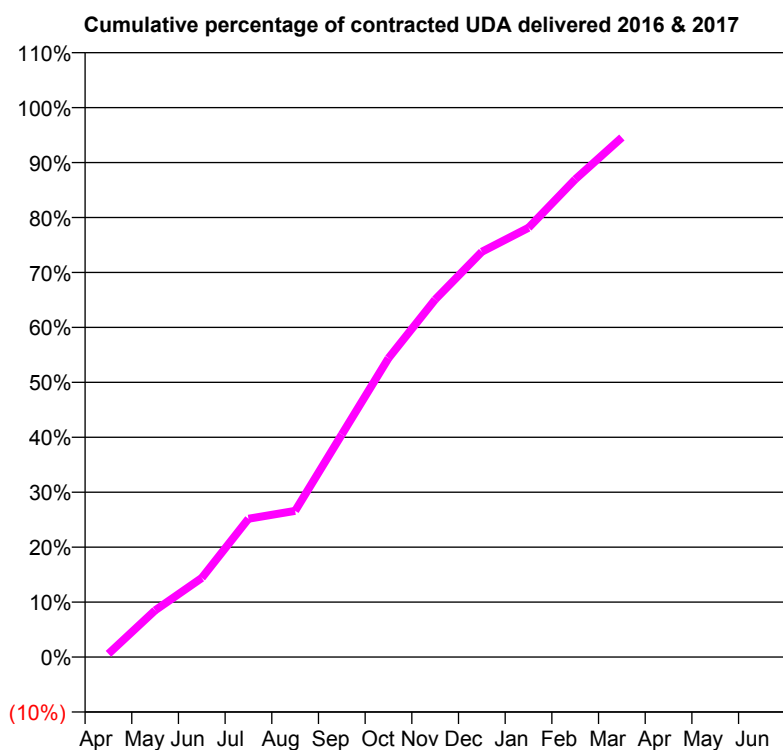
16/17 Contracted general activity (UDA)	5,332
Carry forward general activity (UDA)	0
16/17 Contracted orthodontic activity (UOA)	0
Carry forward orthodontic activity (UOA)	0
Baseline contract value	£206,490.69

ACCESS*

Patients seen in 24 months	Total	Change since previous quarter
Quarter ending March 2016	0	
Quarter ending June 2016	495	↑
Quarter ending September 2016	919	↑
Quarter ending December 2016	1,266	↑
Quarter ending March 2017	1,385	↑
Variance since March 2016	N/A	



ACTIVITY



Month	Adjusted Scheduled Activity (UDA)	
	2016	2017
April	0	32
May	0	453
June	0	768
July	0	1,343
August	0	1,418
September	0	2,160
October	0	2,900
November	0	3,469
December	0	3,933
January	0	4,165
February	0	4,635
March	0	5,042
April	0	
May	0	
June	0	

QUALITY

	Quantity	Base Number	Contract	AT	Region	England
% of FP17s for the same patient ID Re-attending within 3 months - Children	47	523	9.0%	10.9%	12.0%	12.3%
% of FP17s for the same patient ID Re-attending within 3 months - Adults	240	1,897	12.7%	15.2%	16.0%	16.7%
% of FP17s for the same patient ID Re-attending between 3 & 9 months - Children	157	523	30.0%	61.3%	58.8%	57.6%
% of FP17s for the same patient ID Re-attending between 3 & 9 months - Adults	489	1,897	25.8%	54.8%	51.2%	50.1%
% of FP17s for Band 1 Urgent Courses	195	2,420	8.1%	7.0%	8.0%	9.1%
% of FP17s Relating to Free Repair or Replacements	21	2,420	0.9%	0.8%	0.8%	0.8%
% of FP17s Relating to Continuations	27	2,420	1.1%	1.6%	1.2%	1.2%
% of Patients satisfied with the dentistry they have received	1	1	N/A	92.3%	92.7%	92.8%
% of Patients satisfied with the time they had to wait for an appointment	1	1	N/A	88.0%	89.1%	88.7%

* This is based on patients treated on this contract for their most recent course of treatment. Figures in italics indicate the base number of FP17s or Patient Questionnaire responses are less than 100. N/A is shown where the base number of responses is less than 10 during the period. % is calculated as Quantity/Base number*100

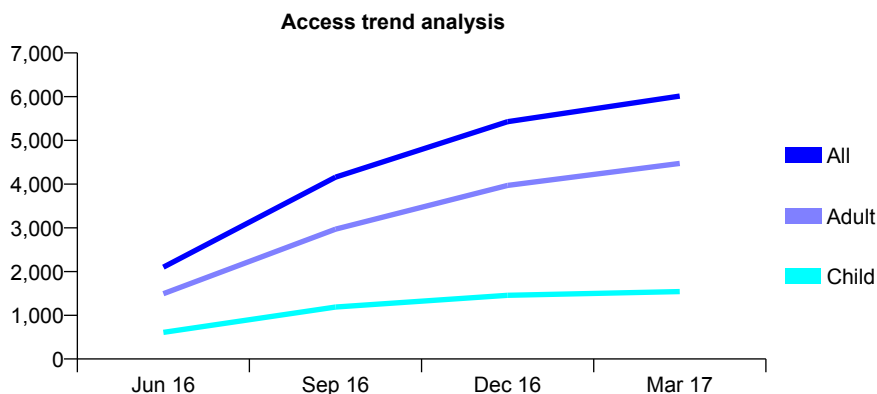
Q55 - Vital Signs At a Glance Contract Report for 100109/0000 - March 2017

Name or company name	Whitecross Dental Care Limited
Contract type name	GDS Contract
Purpose of contract	General
Contract start date	01/04/2016
Contract end date	

16/17 Contracted general activity (UDA)	24,298
Carry forward general activity (UDA)	0
16/17 Contracted orthodontic activity (UOA)	0
Carry forward orthodontic activity (UOA)	0
Baseline contract value	£601,979.62

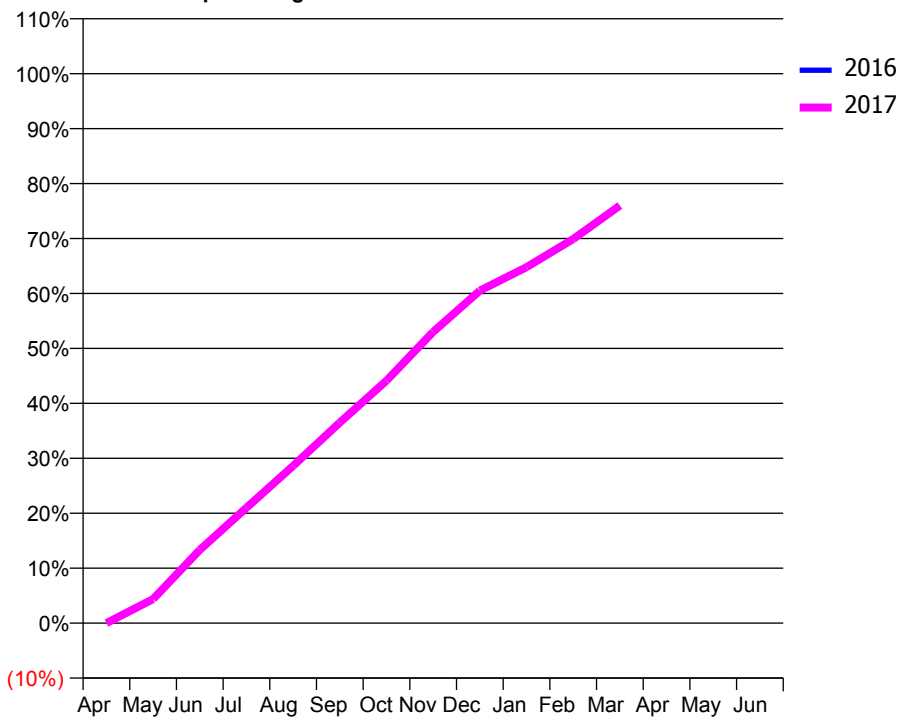
ACCESS*

Patients seen in 24 months	Total	Change since previous quarter
Quarter ending March 2016	0	
Quarter ending June 2016	2,101	↑
Quarter ending September 2016	4,158	↑
Quarter ending December 2016	5,427	↑
Quarter ending March 2017	6,014	↑
Variance since March 2016	N/A	



ACTIVITY

Cumulative percentage of contracted UDA delivered 2016 & 2017



Month	Adjusted Scheduled Activity (UDA)	
	2016	2017
April	0	0
May	0	1,062
June	0	3,241
July	0	5,100
August	0	6,955
September	0	8,871
October	0	10,720
November	0	12,878
December	0	14,704
January	0	15,739
February	0	16,983
March	0	18,467
April	0	
May	0	
June	0	

QUALITY

	Quantity	Base Number	Contract	AT	Region	England
% of FP17s for the same patient ID Re-attending within 3 months - Children	133	2,393	5.6%	10.9%	12.0%	12.3%
% of FP17s for the same patient ID Re-attending within 3 months - Adults	610	6,647	9.2%	15.2%	16.0%	16.7%
% of FP17s for the same patient ID Re-attending between 3 & 9 months - Children	581	2,393	24.3%	61.3%	58.8%	57.6%
% of FP17s for the same patient ID Re-attending between 3 & 9 months - Adults	1,330	6,647	20.0%	54.8%	51.2%	50.1%
% of FP17s for Band 1 Urgent Courses	236	9,040	2.6%	7.0%	8.0%	9.1%
% of FP17s Relating to Free Repair or Replacements	86	9,040	1.0%	0.8%	0.8%	0.8%
% of FP17s Relating to Continuations	236	9,040	2.6%	1.6%	1.2%	1.2%
% of Patients satisfied with the dentistry they have received	9	10	90.0%	92.3%	92.7%	92.8%
% of Patients satisfied with the time they had to wait for an appointment	9	10	90.0%	88.0%	89.1%	88.7%

* This is based on patients treated on this contract for their most recent course of treatment. Figures in italics indicate the base number of FP17s or Patient Questionnaire responses are less than 100. N/A is shown where the base number of responses is less than 10 during the period. % is calculated as Quantity/Base number*100

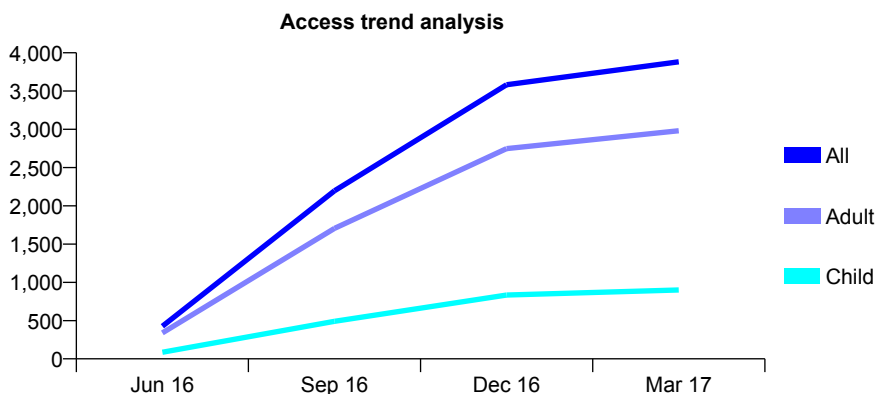
Q55 - Vital Signs At a Glance Contract Report for 100150/0000 - March 2017

Name or company name	MR JD AL-DAMOUK
Contract type name	GDS Contract
Purpose of contract	General and Orthodontic
Contract start date	01/06/2016
Contract end date	

16/17 Contracted general activity (UDA)	13,091
Carry forward general activity (UDA)	0
16/17 Contracted orthodontic activity (UOA)	479
Carry forward orthodontic activity (UOA)	0
Baseline contract value	£386,543.48

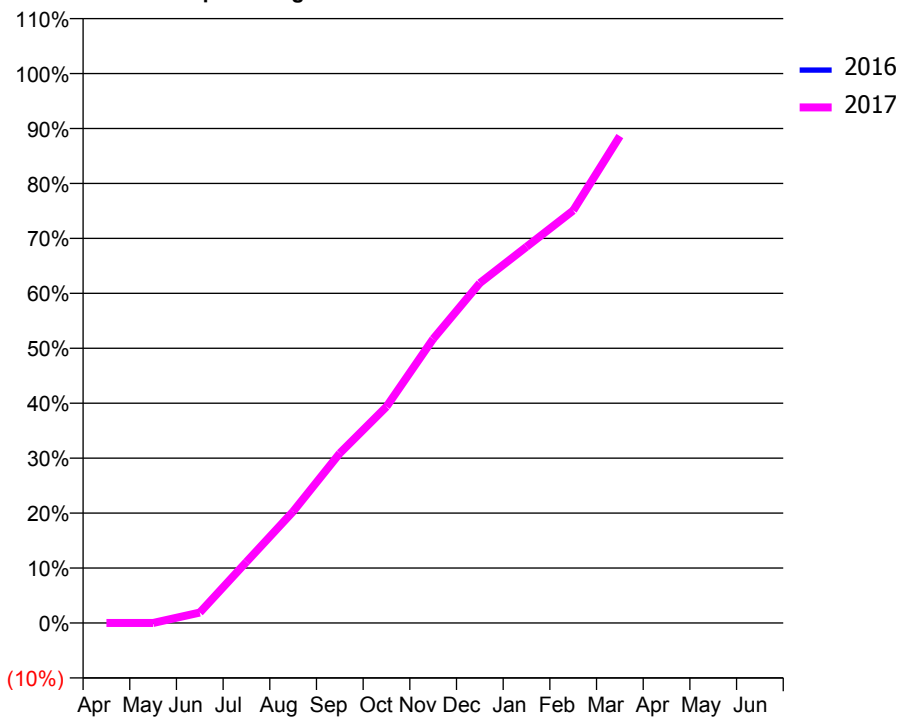
ACCESS*

Patients seen in 24 months	Total	Change since previous quarter
Quarter ending March 2016	0	
Quarter ending June 2016	426	↑
Quarter ending September 2016	2,197	↑
Quarter ending December 2016	3,582	↑
Quarter ending March 2017	3,882	↑
Variance since March 2016	N/A	



ACTIVITY

Cumulative percentage of contracted UDA delivered 2016 & 2017



Month	Adjusted Scheduled Activity (UDA)	
	2016	2017
April	0	0
May	0	0
June	0	248
July	0	1,457
August	0	2,657
September	0	4,044
October	0	5,154
November	0	6,769
December	0	8,098
January	0	8,963
February	0	9,828
March	0	11,601
April	0	
May	0	
June	0	

QUALITY

	Quantity	Base Number	Contract	AT	Region	England
% of FP17s for the same patient ID Re-attending within 3 months - Children	312	1,713	18.2%	10.9%	12.0%	12.3%
% of FP17s for the same patient ID Re-attending within 3 months - Adults	631	4,997	12.6%	15.2%	16.0%	16.7%
% of FP17s for the same patient ID Re-attending between 3 & 9 months - Children	310	1,713	18.1%	61.3%	58.8%	57.6%
% of FP17s for the same patient ID Re-attending between 3 & 9 months - Adults	1,297	4,997	26.0%	54.8%	51.2%	50.1%
% of FP17s for Band 1 Urgent Courses	552	6,282	8.8%	7.0%	8.0%	9.1%
% of FP17s Relating to Free Repair or Replacements	44	6,282	0.7%	0.8%	0.8%	0.8%
% of FP17s Relating to Continuations	24	6,282	0.4%	1.6%	1.2%	1.2%
% of Patients satisfied with the dentistry they have received	10	10	100.0%	92.3%	92.7%	92.8%
% of Patients satisfied with the time they had to wait for an appointment	9	10	90.0%	88.0%	89.1%	88.7%

* This is based on patients treated on this contract for their most recent course of treatment. Figures in italics indicate the base number of FP17s or Patient Questionnaire responses are less than 100. N/A is shown where the base number of responses is less than 10 during the period. % is calculated as Quantity/Base number*100

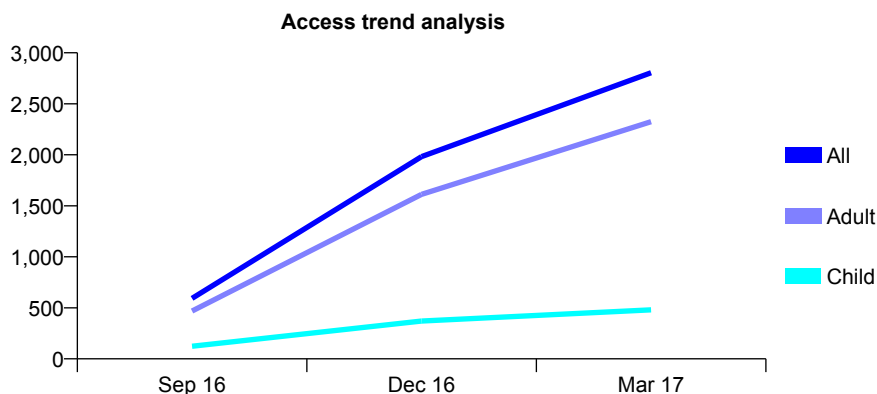
Q55 - Vital Signs At a Glance Contract Report for 100180/0000 - March 2017

Name or company name	Mr Andrew Dale and Mr Ravi Nathwani
Contract type name	GDS Contract
Purpose of contract	General
Contract start date	01/08/2016
Contract end date	

16/17 Contracted general activity (UDA)	6,819
Carry forward general activity (UDA)	0
16/17 Contracted orthodontic activity (UOA)	0
Carry forward orthodontic activity (UOA)	0
Baseline contract value	£197,773.71

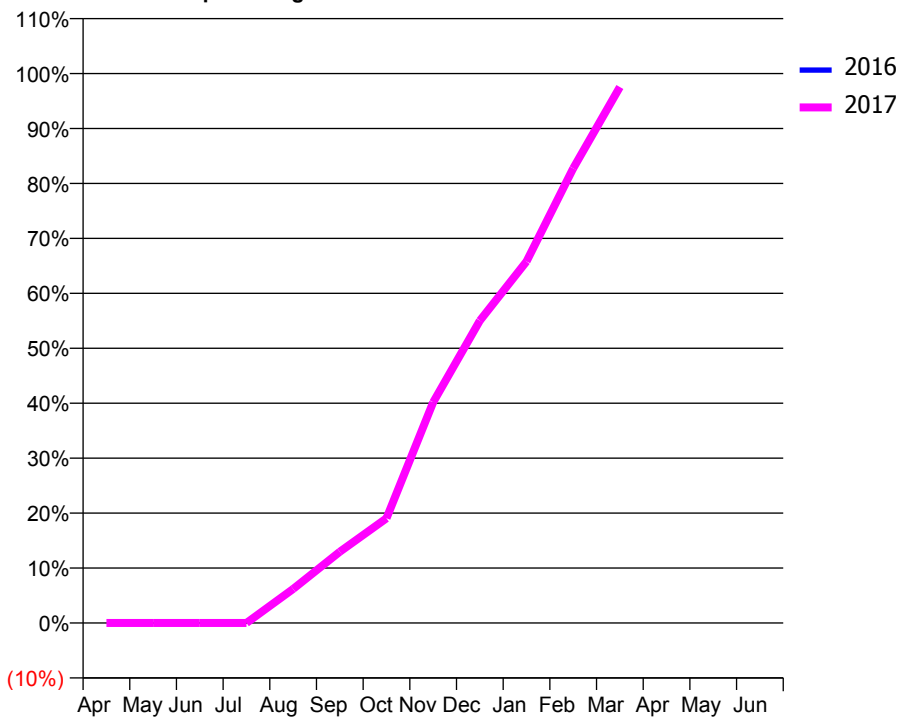
ACCESS*

Patients seen in 24 months	Total	Change since previous quarter
Quarter ending March 2016	0	
Quarter ending June 2016	0	
Quarter ending September 2016	593	↑
Quarter ending December 2016	1,983	↑
Quarter ending March 2017	2,805	↑
Variance since March 2016	N/A	



ACTIVITY

Cumulative percentage of contracted UDA delivered 2016 & 2017



Month	Adjusted Scheduled Activity (UDA)	
	2016	2017
April	0	0
May	0	0
June	0	0
July	0	0
August	0	423
September	0	884
October	0	1,300
November	0	2,740
December	0	3,751
January	0	4,488
February	0	5,641
March	0	6,651
April	0	
May	0	
June	0	

QUALITY

	Quantity	Base Number	Contract	AT	Region	England
% of FP17s for the same patient ID Re-attending within 3 months - Children	24	591	4.1%	10.9%	12.0%	12.3%
% of FP17s for the same patient ID Re-attending within 3 months - Adults	239	2,816	8.5%	15.2%	16.0%	16.7%
% of FP17s for the same patient ID Re-attending between 3 & 9 months - Children	65	591	11.0%	61.3%	58.8%	57.6%
% of FP17s for the same patient ID Re-attending between 3 & 9 months - Adults	275	2,816	9.8%	54.8%	51.2%	50.1%
% of FP17s for Band 1 Urgent Courses	112	3,407	3.3%	7.0%	8.0%	9.1%
% of FP17s Relating to Free Repair or Replacements	14	3,407	0.4%	0.8%	0.8%	0.8%
% of FP17s Relating to Continuations	81	3,407	2.4%	1.6%	1.2%	1.2%
% of Patients satisfied with the dentistry they have received	6	6	N/A	92.3%	92.7%	92.8%
% of Patients satisfied with the time they had to wait for an appointment	6	6	N/A	88.0%	89.1%	88.7%

* This is based on patients treated on this contract for their most recent course of treatment. Figures in italics indicate the base number of FP17s or Patient Questionnaire responses are less than 100. N/A is shown where the base number of responses is less than 10 during the period. % is calculated as Quantity/Base number*100

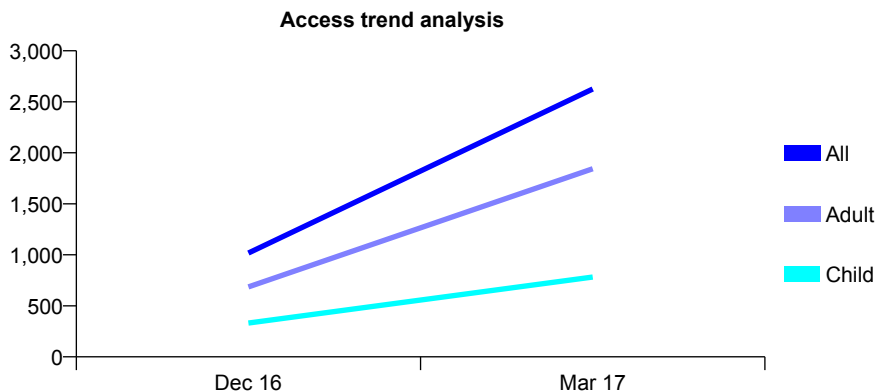
Q55 - Vital Signs At a Glance Contract Report for 100195/0000 - March 2017

Name or company name	Dental Perfection
Contract type name	GDS Contract
Purpose of contract	General
Contract start date	01/08/2016
Contract end date	

16/17 Contracted general activity (UDA)	7,267
Carry forward general activity (UDA)	0
16/17 Contracted orthodontic activity (UOA)	0
Carry forward orthodontic activity (UOA)	0
Baseline contract value	£159,714.75

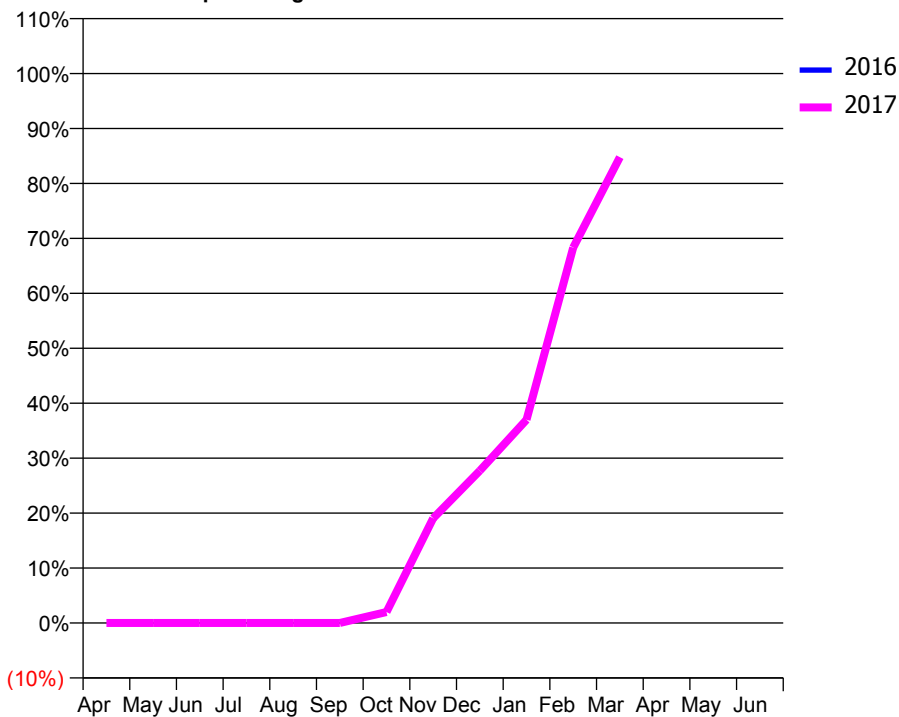
ACCESS*

Patients seen in 24 months	Total	Change since previous quarter
Quarter ending March 2016	0	
Quarter ending June 2016	0	
Quarter ending September 2016	0	
Quarter ending December 2016	1,017	↑
Quarter ending March 2017	2,626	↑
Variance since March 2016	N/A	



ACTIVITY

Cumulative percentage of contracted UDA delivered 2016 & 2017



Month	Adjusted Scheduled Activity (UDA)	
	2016	2017
April	0	0
May	0	0
June	0	0
July	0	0
August	0	0
September	0	0
October	0	145
November	0	1,385
December	0	2,015
January	0	2,688
February	0	4,966
March	0	6,160
April	0	
May	0	
June	0	

QUALITY

	Quantity	Base Number	Contract	AT	Region	England
% of FP17s for the same patient ID Re-attending within 3 months - Children	36	934	3.9%	10.9%	12.0%	12.3%
% of FP17s for the same patient ID Re-attending within 3 months - Adults	151	2,124	7.1%	15.2%	16.0%	16.7%
% of FP17s for the same patient ID Re-attending between 3 & 9 months - Children	73	934	7.8%	61.3%	58.8%	57.6%
% of FP17s for the same patient ID Re-attending between 3 & 9 months - Adults	91	2,124	4.3%	54.8%	51.2%	50.1%
% of FP17s for Band 1 Urgent Courses	125	3,058	4.1%	7.0%	8.0%	9.1%
% of FP17s Relating to Free Repair or Replacements	7	3,058	0.2%	0.8%	0.8%	0.8%
% of FP17s Relating to Continuations	43	3,058	1.4%	1.6%	1.2%	1.2%
% of Patients satisfied with the dentistry they have received	2	2	N/A	92.3%	92.7%	92.8%
% of Patients satisfied with the time they had to wait for an appointment	2	2	N/A	88.0%	89.1%	88.7%

* This is based on patients treated on this contract for their most recent course of treatment. Figures in italics indicate the base number of FP17s or Patient Questionnaire responses are less than 100. N/A is shown where the base number of responses is less than 10 during the period. % is calculated as Quantity/Base number*100

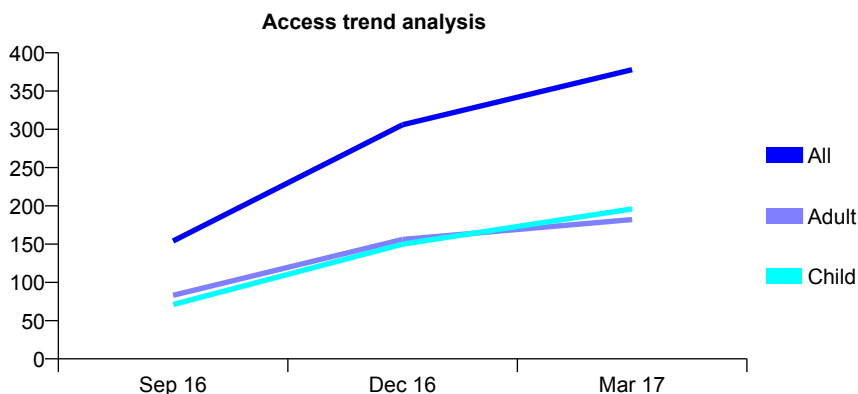
Q55 - Vital Signs At a Glance Contract Report for 100196/0000 - March 2017

Name or company name	Impressions Dental Care (Nottingham) Limi
Contract type name	GDS Contract
Purpose of contract	General
Contract start date	01/08/2016
Contract end date	

16/17 Contracted general activity (UDA)	917
Carry forward general activity (UDA)	0
16/17 Contracted orthodontic activity (UOA)	0
Carry forward orthodontic activity (UOA)	0
Baseline contract value	£21,482.69

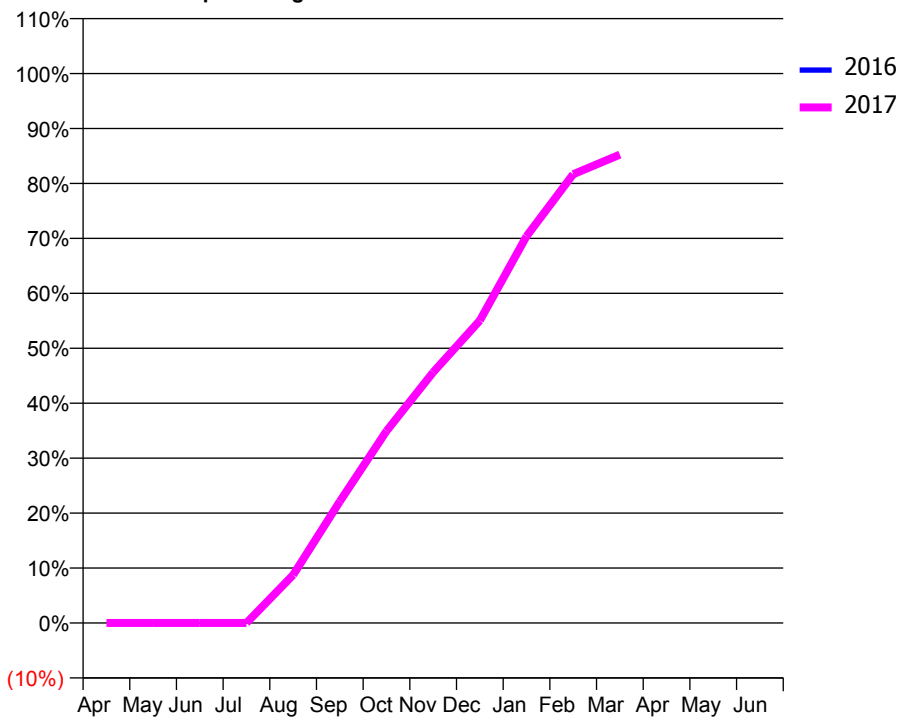
ACCESS*

Patients seen in 24 months	Total	Change since previous quarter
Quarter ending March 2016	0	
Quarter ending June 2016	0	
Quarter ending September 2016	154	↑
Quarter ending December 2016	306	↑
Quarter ending March 2017	378	↑
Variance since March 2016	N/A	



ACTIVITY

Cumulative percentage of contracted UDA delivered 2016 & 2017



Month	Adjusted Scheduled Activity (UDA)	
	2016	2017
April	0	0
May	0	0
June	0	0
July	0	0
August	0	80
September	0	203
October	0	320
November	0	418
December	0	505
January	0	645
February	0	749
March	0	782
April	0	
May	0	
June	0	

QUALITY

	Quantity	Base Number	Contract	AT	Region	England
% of FP17s for the same patient ID Re-attending within 3 months - Children	18	248	7.3%	10.9%	12.0%	12.3%
% of FP17s for the same patient ID Re-attending within 3 months - Adults	32	238	13.4%	15.2%	16.0%	16.7%
% of FP17s for the same patient ID Re-attending between 3 & 9 months - Children	26	248	10.5%	61.3%	58.8%	57.6%
% of FP17s for the same patient ID Re-attending between 3 & 9 months - Adults	17	238	7.1%	54.8%	51.2%	50.1%
% of FP17s for Band 1 Urgent Courses	33	486	6.8%	7.0%	8.0%	9.1%
% of FP17s Relating to Free Repair or Replacements	2	486	0.4%	0.8%	0.8%	0.8%
% of FP17s Relating to Continuations	1	486	0.2%	1.6%	1.2%	1.2%
% of Patients satisfied with the dentistry they have received	0	0	N/A	92.3%	92.7%	92.8%
% of Patients satisfied with the time they had to wait for an appointment	0	0	N/A	88.0%	89.1%	88.7%

* This is based on patients treated on this contract for their most recent course of treatment. Figures in italics indicate the base number of FP17s or Patient Questionnaire responses are less than 100. N/A is shown where the base number of responses is less than 10 during the period. % is calculated as Quantity/Base number*100

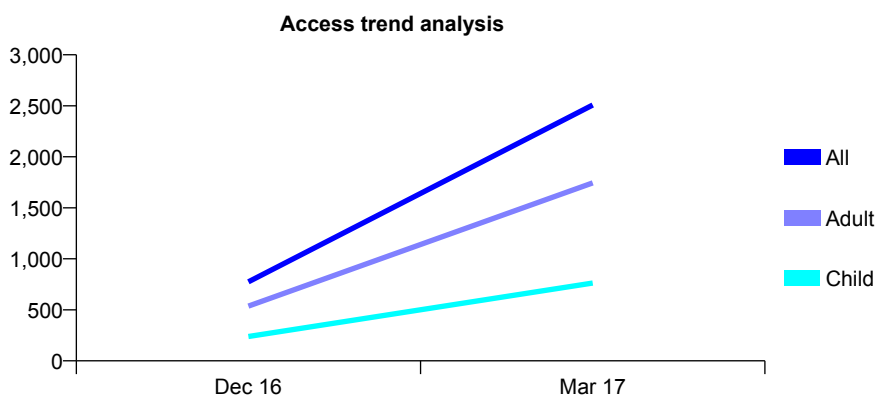
Q55 - Vital Signs At a Glance Contract Report for 100205/0000 - March 2017

Name or company name	Family Medical Centre (Green//Hanji)
Contract type name	GDS Contract
Purpose of contract	General
Contract start date	01/08/2016
Contract end date	

16/17 Contracted general activity (UDA)	22,812
Carry forward general activity (UDA)	0
16/17 Contracted orthodontic activity (UOA)	0
Carry forward orthodontic activity (UOA)	0
Baseline contract value	£239,321.52

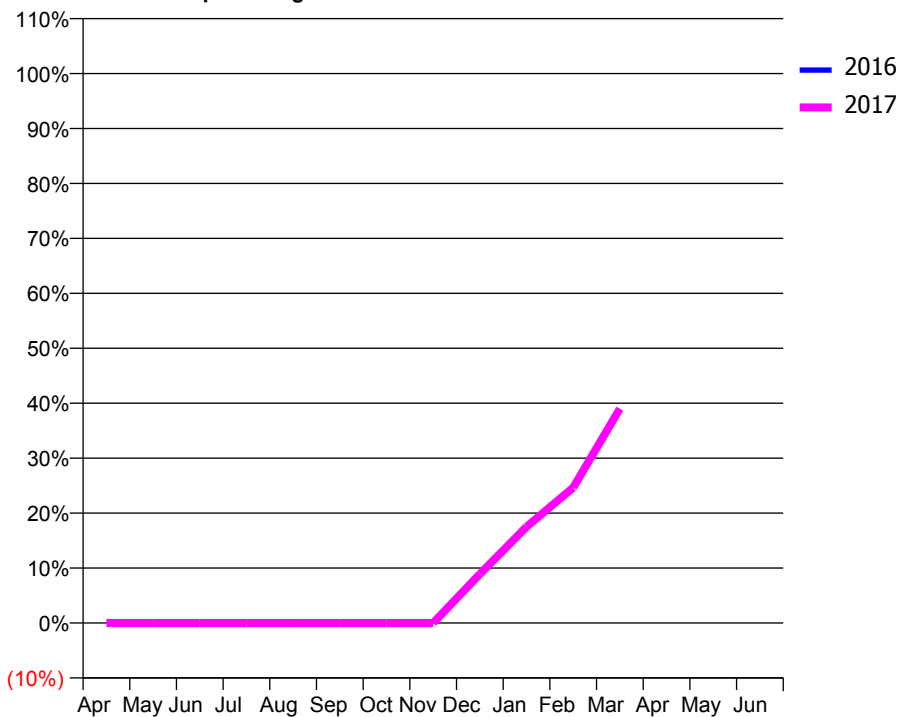
ACCESS*

Patients seen in 24 months	Total	Change since previous quarter
Quarter ending March 2016	0	
Quarter ending June 2016	0	
Quarter ending September 2016	0	
Quarter ending December 2016	775	↑
Quarter ending March 2017	2,508	↑
Variance since March 2016	N/A	



ACTIVITY

Cumulative percentage of contracted UDA delivered 2016 & 2017



Month	Adjusted Scheduled Activity (UDA)	
	2016	2017
April	0	0
May	0	0
June	0	0
July	0	0
August	0	0
September	0	0
October	0	0
November	0	0
December	0	2,034
January	0	3,993
February	0	5,622
March	0	8,896
April	0	
May	0	
June	0	

QUALITY

	Quantity	Base Number	Contract	AT	Region	England
% of FP17s for the same patient ID Re-attending within 3 months - Children	35	777	4.5%	10.9%	12.0%	12.3%
% of FP17s for the same patient ID Re-attending within 3 months - Adults	181	1,902	9.5%	15.2%	16.0%	16.7%
% of FP17s for the same patient ID Re-attending between 3 & 9 months - Children	14	777	1.8%	61.3%	58.8%	57.6%
% of FP17s for the same patient ID Re-attending between 3 & 9 months - Adults	29	1,902	1.5%	54.8%	51.2%	50.1%
% of FP17s for Band 1 Urgent Courses	111	2,679	4.1%	7.0%	8.0%	9.1%
% of FP17s Relating to Free Repair or Replacements	8	2,679	0.3%	0.8%	0.8%	0.8%
% of FP17s Relating to Continuations	15	2,679	0.6%	1.6%	1.2%	1.2%
% of Patients satisfied with the dentistry they have received	3	3	N/A	92.3%	92.7%	92.8%
% of Patients satisfied with the time they had to wait for an appointment	3	3	N/A	88.0%	89.1%	88.7%

* This is based on patients treated on this contract for their most recent course of treatment. Figures in italics indicate the base number of FP17s or Patient Questionnaire responses are less than 100. N/A is shown where the base number of responses is less than 10 during the period. % is calculated as Quantity/Base number*100

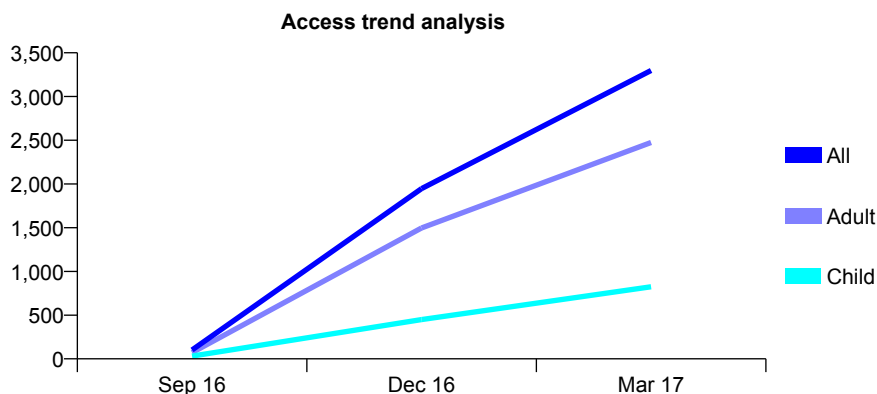
Q55 - Vital Signs At a Glance Contract Report for 100211/0000 - March 2017

Name or company name	Rivergreen Dental Practice
Contract type name	GDS Contract
Purpose of contract	General
Contract start date	01/09/2016
Contract end date	

16/17 Contracted general activity (UDA)	8,709
Carry forward general activity (UDA)	0
16/17 Contracted orthodontic activity (UOA)	0
Carry forward orthodontic activity (UOA)	0
Baseline contract value	£223,104.79

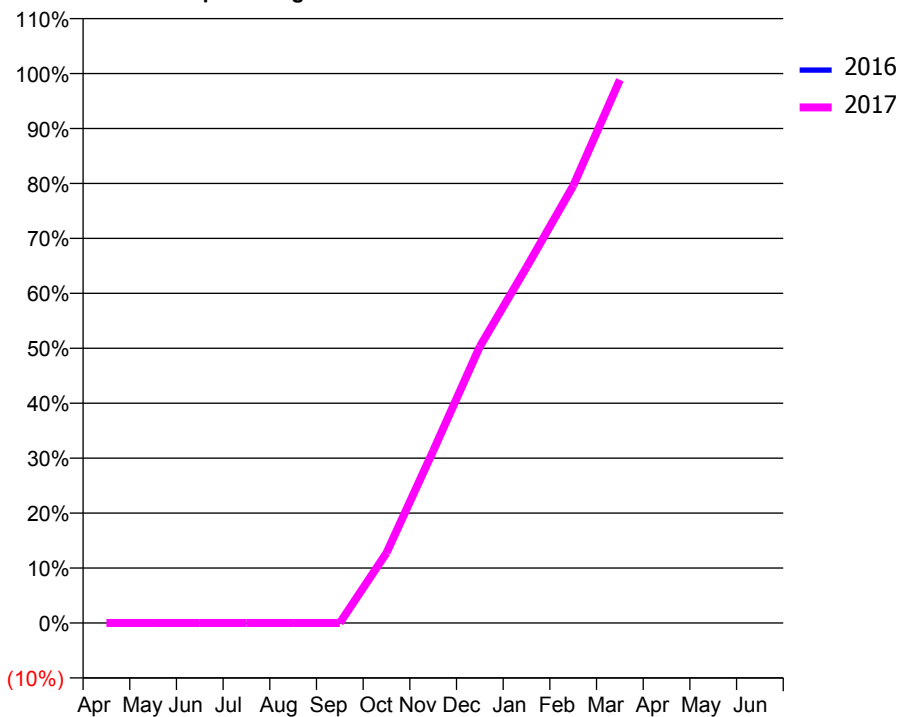
ACCESS*

Patients seen in 24 months	Total	Change since previous quarter
Quarter ending March 2016	0	
Quarter ending June 2016	0	
Quarter ending September 2016	102	↑
Quarter ending December 2016	1,946	↑
Quarter ending March 2017	3,298	↑
Variance since March 2016	N/A	



ACTIVITY

Cumulative percentage of contracted UDA delivered 2016 & 2017



Month	Adjusted Scheduled Activity (UDA)	
	2016	2017
April	0	0
May	0	0
June	0	0
July	0	0
August	0	0
September	0	0
October	0	1,111
November	0	2,728
December	0	4,381
January	0	5,637
February	0	6,928
March	0	8,610
April	0	
May	0	
June	0	

QUALITY

	Quantity	Base Number	Contract	AT	Region	England
% of FP17s for the same patient ID Re-attending within 3 months - Children	34	901	3.8%	10.9%	12.0%	12.3%
% of FP17s for the same patient ID Re-attending within 3 months - Adults	347	3,025	11.5%	15.2%	16.0%	16.7%
% of FP17s for the same patient ID Re-attending between 3 & 9 months - Children	35	901	3.9%	61.3%	58.8%	57.6%
% of FP17s for the same patient ID Re-attending between 3 & 9 months - Adults	148	3,025	4.9%	54.8%	51.2%	50.1%
% of FP17s for Band 1 Urgent Courses	184	3,926	4.7%	7.0%	8.0%	9.1%
% of FP17s Relating to Free Repair or Replacements	41	3,926	1.0%	0.8%	0.8%	0.8%
% of FP17s Relating to Continuations	27	3,926	0.7%	1.6%	1.2%	1.2%
% of Patients satisfied with the dentistry they have received	7	7	N/A	92.3%	92.7%	92.8%
% of Patients satisfied with the time they had to wait for an appointment	6	7	N/A	88.0%	89.1%	88.7%

* This is based on patients treated on this contract for their most recent course of treatment. Figures in italics indicate the base number of FP17s or Patient Questionnaire responses are less than 100. N/A is shown where the base number of responses is less than 10 during the period. % is calculated as Quantity/Base number*100

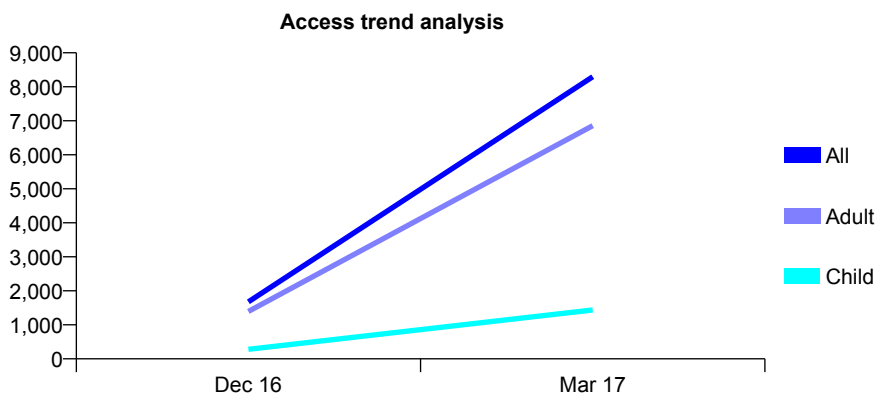
Q55 - Vital Signs At a Glance Contract Report for 100236/0000 - March 2017

Name or company name	AJ Moore & Associates
Contract type name	GDS Contract
Purpose of contract	General
Contract start date	01/12/2016
Contract end date	

16/17 Contracted general activity (UDA)	18,929
Carry forward general activity (UDA)	0
16/17 Contracted orthodontic activity (UOA)	0
Carry forward orthodontic activity (UOA)	0
Baseline contract value	£442,883.68

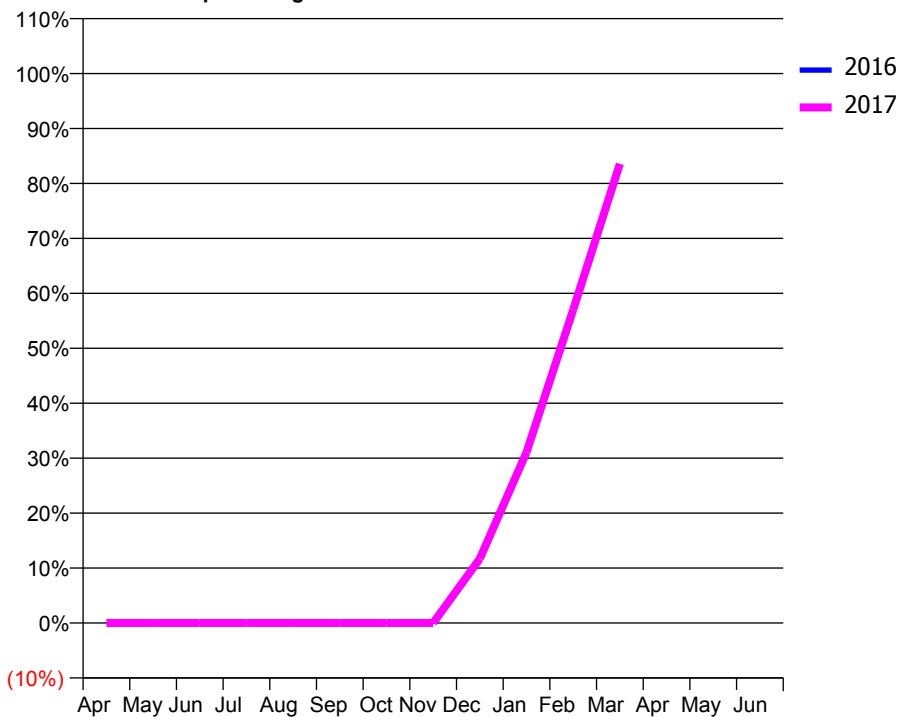
ACCESS*

Patients seen in 24 months	Total	Change since previous quarter
Quarter ending March 2016	0	
Quarter ending June 2016	0	
Quarter ending September 2016	0	
Quarter ending December 2016	1,678	↑
Quarter ending March 2017	8,296	↑
Variance since March 2016	N/A	



ACTIVITY

Cumulative percentage of contracted UDA delivered 2016 & 2017



Month	Adjusted Scheduled Activity (UDA)	
	2016	2017
April	0	0
May	0	0
June	0	0
July	0	0
August	0	0
September	0	0
October	0	0
November	0	0
December	0	2,215
January	0	5,883
February	0	10,795
March	0	15,820
April	0	
May	0	
June	0	

QUALITY

	Quantity	Base Number	Contract	AT	Region	England
% of FP17s for the same patient ID Re-attending within 3 months - Children	49	1,401	3.5%	10.9%	12.0%	12.3%
% of FP17s for the same patient ID Re-attending within 3 months - Adults	439	6,846	6.4%	15.2%	16.0%	16.7%
% of FP17s for the same patient ID Re-attending between 3 & 9 months - Children	3	1,401	0.2%	61.3%	58.8%	57.6%
% of FP17s for the same patient ID Re-attending between 3 & 9 months - Adults	45	6,846	0.7%	54.8%	51.2%	50.1%
% of FP17s for Band 1 Urgent Courses	468	8,029	5.8%	7.0%	8.0%	9.1%
% of FP17s Relating to Free Repair or Replacements	167	8,029	2.1%	0.8%	0.8%	0.8%
% of FP17s Relating to Continuations	92	8,029	1.1%	1.6%	1.2%	1.2%
% of Patients satisfied with the dentistry they have received	5	5	N/A	92.3%	92.7%	92.8%
% of Patients satisfied with the time they had to wait for an appointment	5	5	N/A	88.0%	89.1%	88.7%

* This is based on patients treated on this contract for their most recent course of treatment. Figures in italics indicate the base number of FP17s or Patient Questionnaire responses are less than 100. N/A is shown where the base number of responses is less than 10 during the period. % is calculated as Quantity/Base number*100

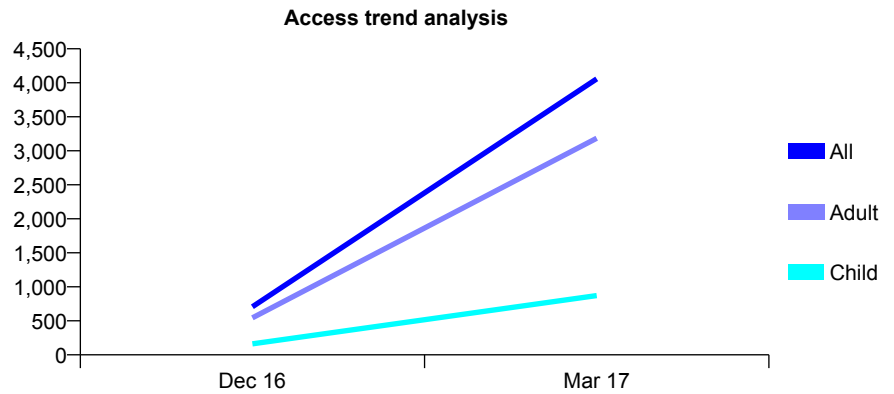
Q55 - Vital Signs At a Glance Contract Report for 100238/0000 - March 2017

Name or company name	Hearnor Dental Practice
Contract type name	GDS Contract
Purpose of contract	General
Contract start date	01/12/2016
Contract end date	

16/17 Contracted general activity (UDA)	8,591
Carry forward general activity (UDA)	0
16/17 Contracted orthodontic activity (UOA)	0
Carry forward orthodontic activity (UOA)	0
Baseline contract value	£255,050.57

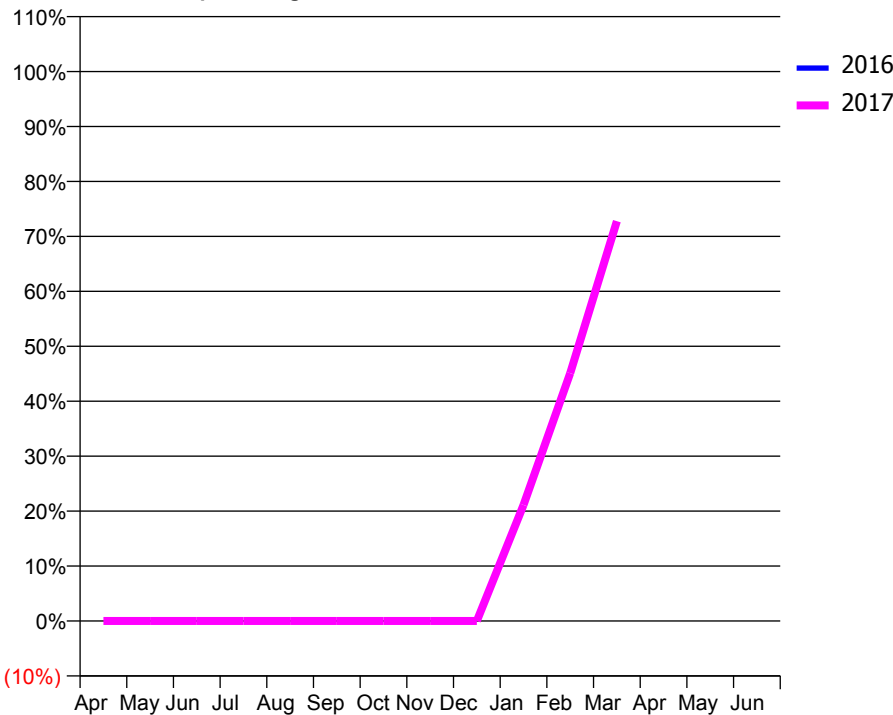
ACCESS*

Patients seen in 24 months	Total	Change since previous quarter
Quarter ending March 2016	0	
Quarter ending June 2016	0	
Quarter ending September 2016	0	
Quarter ending December 2016	707	↑
Quarter ending March 2017	4,058	↑
Variance since March 2016	N/A	



ACTIVITY

Cumulative percentage of contracted UDA delivered 2016 & 2017



Month	Adjusted Scheduled Activity (UDA)	
	2016	2017
April	0	0
May	0	0
June	0	0
July	0	0
August	0	0
September	0	0
October	0	0
November	0	0
December	0	0
January	0	1,814
February	0	3,875
March	0	6,250
April	0	
May	0	
June	0	

QUALITY

	Quantity	Base Number	Contract	AT	Region	England
% of FP17s for the same patient ID Re-attending within 3 months - Children	21	839	2.5%	10.9%	12.0%	12.3%
% of FP17s for the same patient ID Re-attending within 3 months - Adults	195	3,292	5.9%	15.2%	16.0%	16.7%
% of FP17s for the same patient ID Re-attending between 3 & 9 months - Children	2	839	0.2%	61.3%	58.8%	57.6%
% of FP17s for the same patient ID Re-attending between 3 & 9 months - Adults	19	3,292	0.6%	54.8%	51.2%	50.1%
% of FP17s for Band 1 Urgent Courses	211	4,131	5.1%	7.0%	8.0%	9.1%
% of FP17s Relating to Free Repair or Replacements	53	4,131	1.3%	0.8%	0.8%	0.8%
% of FP17s Relating to Continuations	29	4,131	0.7%	1.6%	1.2%	1.2%
% of Patients satisfied with the dentistry they have received	0	0	N/A	92.3%	92.7%	92.8%
% of Patients satisfied with the time they had to wait for an appointment	0	0	N/A	88.0%	89.1%	88.7%

* This is based on patients treated on this contract for their most recent course of treatment. Figures in italics indicate the base number of FP17s or Patient Questionnaire responses are less than 100. N/A is shown where the base number of responses is less than 10 during the period. % is calculated as Quantity/Base number*100

Q55 - Vital Signs At a Glance Contract Report for 100271/0000 - March 2017


Name or company name	Peterson, Carr & Towlerton
Contract type name	GDS Contract
Purpose of contract	General
Contract start date	01/01/2017
Contract end date	

16/17 Contracted general activity (UDA)	775
Carry forward general activity (UDA)	0
16/17 Contracted orthodontic activity (UOA)	0
Carry forward orthodontic activity (UOA)	0
Baseline contract value	£17,565.84

ACCESS*

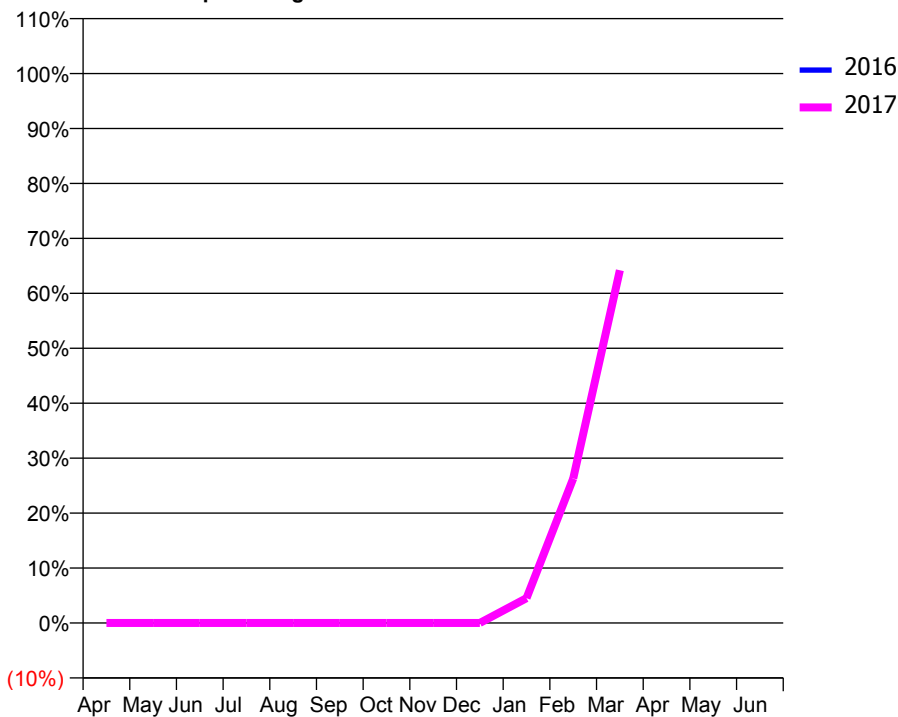
Patients seen in 24 months	Total	Change since previous quarter
Quarter ending March 2016	0	
Quarter ending June 2016	0	
Quarter ending September 2016	0	
Quarter ending December 2016	0	
Quarter ending March 2017	346	
Variance since March 2016	N/A	

Access trend analysis



ACTIVITY

Cumulative percentage of contracted UDA delivered 2016 & 2017



Month	Adjusted Scheduled Activity (UDA)	
	2016	2017
April	0	0
May	0	0
June	0	0
July	0	0
August	0	0
September	0	0
October	0	0
November	0	0
December	0	0
January	0	35
February	0	204
March	0	498
April	0	
May	0	
June	0	

QUALITY

	Quantity	Base Number	Contract	AT	Region	England
% of FP17s for the same patient ID Re-attending within 3 months - Children	3	300	1.0%	10.9%	12.0%	12.3%
% of FP17s for the same patient ID Re-attending within 3 months - Adults	1	60	1.7%	15.2%	16.0%	16.7%
% of FP17s for the same patient ID Re-attending between 3 & 9 months - Children	0	300	0.0%	61.3%	58.8%	57.6%
% of FP17s for the same patient ID Re-attending between 3 & 9 months - Adults	0	60	0.0%	54.8%	51.2%	50.1%
% of FP17s for Band 1 Urgent Courses	13	360	3.6%	7.0%	8.0%	9.1%
% of FP17s Relating to Free Repair or Replacements	0	360	0.0%	0.8%	0.8%	0.8%
% of FP17s Relating to Continuations	0	360	0.0%	1.6%	1.2%	1.2%
% of Patients satisfied with the dentistry they have received	0	0	N/A	92.3%	92.7%	92.8%
% of Patients satisfied with the time they had to wait for an appointment	0	0	N/A	88.0%	89.1%	88.7%

* This is based on patients treated on this contract for their most recent course of treatment. Figures in italics indicate the base number of FP17s or Patient Questionnaire responses are less than 100. N/A is shown where the base number of responses is less than 10 during the period. % is calculated as Quantity/Base number*100

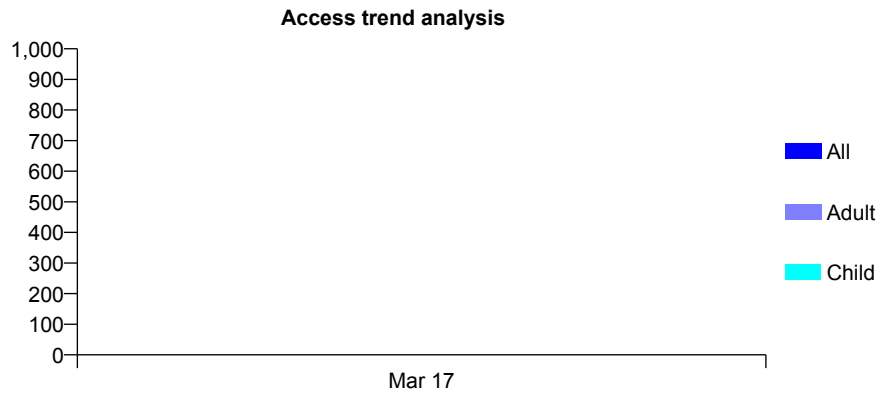
Q55 - Vital Signs At a Glance Contract Report for 100305/0000 - March 2017

Name or company name	New Whittington Dental Practice
Contract type name	GDS Contract
Purpose of contract	General
Contract start date	01/02/2017
Contract end date	

16/17 Contracted general activity (UDA)	1,869
Carry forward general activity (UDA)	0
16/17 Contracted orthodontic activity (UOA)	0
Carry forward orthodontic activity (UOA)	0
Baseline contract value	£59,403.32

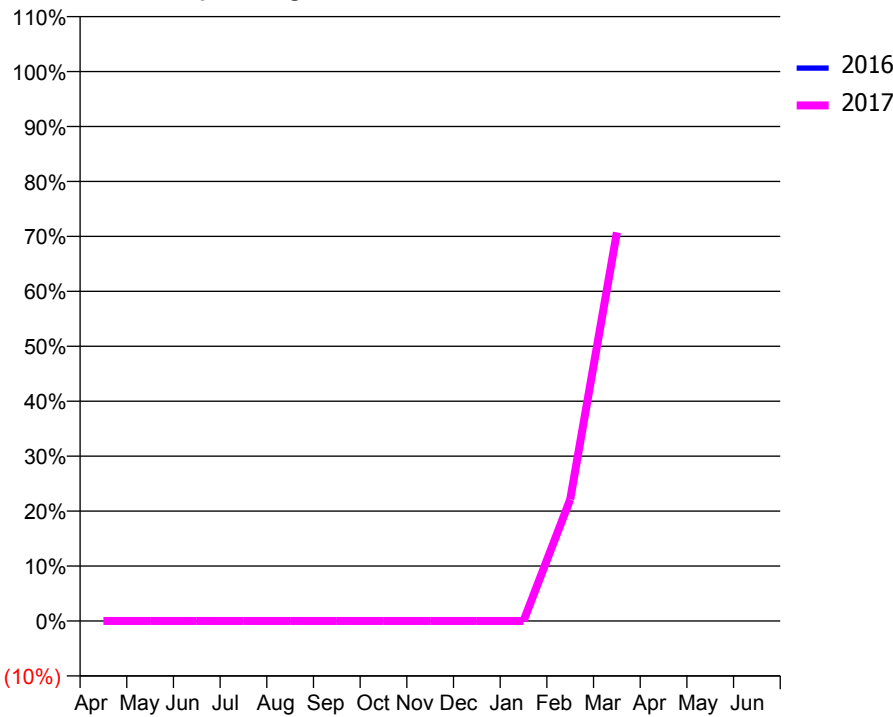
ACCESS*

Patients seen in 24 months	Total	Change since previous quarter
Quarter ending March 2016	0	
Quarter ending June 2016	0	
Quarter ending September 2016	0	
Quarter ending December 2016	0	
Quarter ending March 2017	924	
Variance since March 2016	N/A	



ACTIVITY

Cumulative percentage of contracted UDA delivered 2016 & 2017



Month	Adjusted Scheduled Activity (UDA)	
	2016	2017
April	0	0
May	0	0
June	0	0
July	0	0
August	0	0
September	0	0
October	0	0
November	0	0
December	0	0
January	0	0
February	0	413
March	0	1,322
April	0	
May	0	
June	0	

QUALITY

	Quantity	Base Number	Contract	AT	Region	England
% of FP17s for the same patient ID Re-attending within 3 months - Children	0	163	0.0%	10.9%	12.0%	12.3%
% of FP17s for the same patient ID Re-attending within 3 months - Adults	14	622	2.3%	15.2%	16.0%	16.7%
% of FP17s for the same patient ID Re-attending between 3 & 9 months - Children	0	163	0.0%	61.3%	58.8%	57.6%
% of FP17s for the same patient ID Re-attending between 3 & 9 months - Adults	0	622	0.0%	54.8%	51.2%	50.1%
% of FP17s for Band 1 Urgent Courses	50	785	6.4%	7.0%	8.0%	9.1%
% of FP17s Relating to Free Repair or Replacements	10	785	1.3%	0.8%	0.8%	0.8%
% of FP17s Relating to Continuations	12	785	1.5%	1.6%	1.2%	1.2%
% of Patients satisfied with the dentistry they have received	0	0	N/A	92.3%	92.7%	92.8%
% of Patients satisfied with the time they had to wait for an appointment	0	0	N/A	88.0%	89.1%	88.7%

* This is based on patients treated on this contract for their most recent course of treatment. Figures in italics indicate the base number of FP17s or Patient Questionnaire responses are less than 100. N/A is shown where the base number of responses is less than 10 during the period. % is calculated as Quantity/Base number*100

Q55 - Vital Signs At a Glance Contract Report for 100315/0000 - March 2017

Name or company name	Tuckley, Ilott and Skariah
Contract type name	GDS Contract
Purpose of contract	General
Contract start date	01/02/2017
Contract end date	

16/17 Contracted general activity (UDA)	137
Carry forward general activity (UDA)	0
16/17 Contracted orthodontic activity (UOA)	0
Carry forward orthodontic activity (UOA)	0
Baseline contract value	£3,688.37

ACCESS*

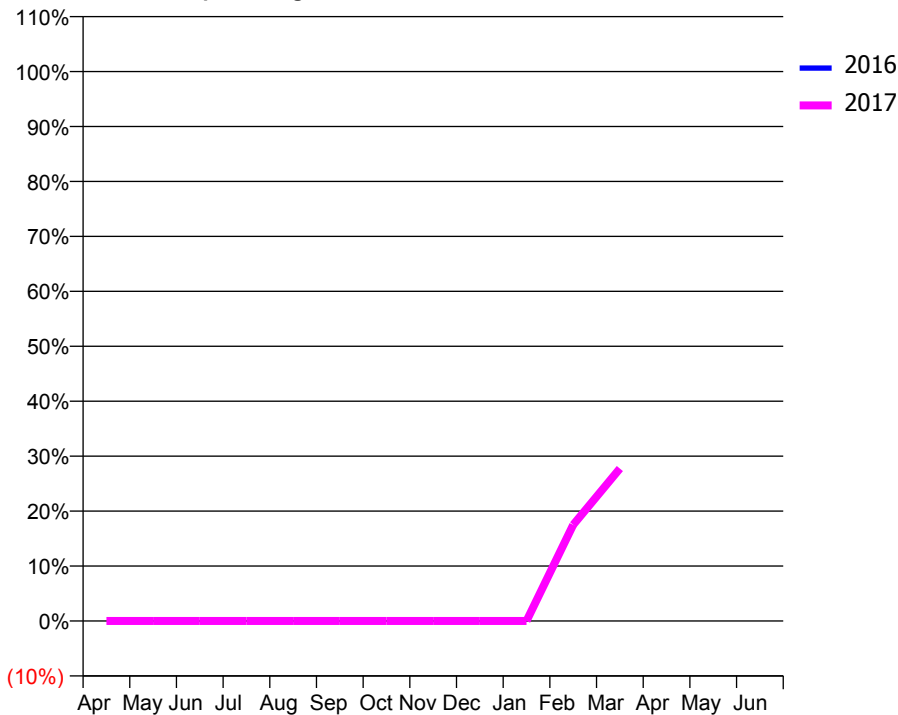
Patients seen in 24 months	Total	Change since previous quarter
Quarter ending March 2016	0	
Quarter ending June 2016	0	
Quarter ending September 2016	0	
Quarter ending December 2016	0	
Quarter ending March 2017	24	
Variance since March 2016	N/A	

Access trend analysis



ACTIVITY

Cumulative percentage of contracted UDA delivered 2016 & 2017



Month	Adjusted Scheduled Activity (UDA)	
	2016	2017
April	0	0
May	0	0
June	0	0
July	0	0
August	0	0
September	0	0
October	0	0
November	0	0
December	0	0
January	0	0
February	0	24
March	0	38
April	0	
May	0	
June	0	

QUALITY

	Quantity	Base Number	Contract	AT	Region	England
% of FP17s for the same patient ID Re-attending within 3 months - Children	0	24	0.0%	10.9%	12.0%	12.3%
% of FP17s for the same patient ID Re-attending within 3 months - Adults	0	0	N/A	15.2%	16.0%	16.7%
% of FP17s for the same patient ID Re-attending between 3 & 9 months - Children	0	24	0.0%	61.3%	58.8%	57.6%
% of FP17s for the same patient ID Re-attending between 3 & 9 months - Adults	0	0	N/A	54.8%	51.2%	50.1%
% of FP17s for Band 1 Urgent Courses	0	24	0.0%	7.0%	8.0%	9.1%
% of FP17s Relating to Free Repair or Replacements	0	24	0.0%	0.8%	0.8%	0.8%
% of FP17s Relating to Continuations	0	24	0.0%	1.6%	1.2%	1.2%
% of Patients satisfied with the dentistry they have received	0	0	N/A	92.3%	92.7%	92.8%
% of Patients satisfied with the time they had to wait for an appointment	0	0	N/A	88.0%	89.1%	88.7%

* This is based on patients treated on this contract for their most recent course of treatment. Figures in italics indicate the base number of FP17s or Patient Questionnaire responses are less than 100. N/A is shown where the base number of responses is less than 10 during the period. % is calculated as Quantity/Base number*100

Q55 - Vital Signs At a Glance Contract Report for 100316/0000 - March 2017


Name or company name	Dr Mandeep Hampson & Dr Stephen Pown
Contract type name	GDS Contract
Purpose of contract	General
Contract start date	01/03/2017
Contract end date	

16/17 Contracted general activity (UDA)	1,485
Carry forward general activity (UDA)	0
16/17 Contracted orthodontic activity (UOA)	0
Carry forward orthodontic activity (UOA)	0
Baseline contract value	£32,614.98

ACCESS*

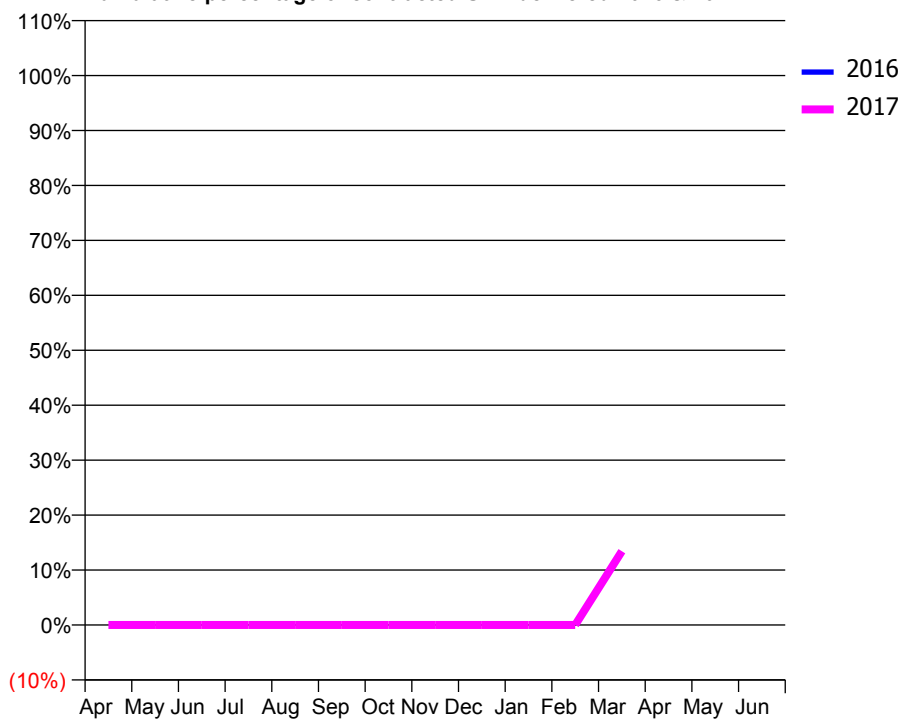
Patients seen in 24 months	Total	Change since previous quarter
Quarter ending March 2016	0	
Quarter ending June 2016	0	
Quarter ending September 2016	0	
Quarter ending December 2016	0	
Quarter ending March 2017	473	
Variance since March 2016	N/A	

Access trend analysis



ACTIVITY

Cumulative percentage of contracted UDA delivered 2016 & 2017



Month	Adjusted Scheduled Activity (UDA)	
	2016	2017
April	0	0
May	0	0
June	0	0
July	0	0
August	0	0
September	0	0
October	0	0
November	0	0
December	0	0
January	0	0
February	0	0
March	0	200
April	0	
May	0	
June	0	

QUALITY

	Quantity	Base Number	Contract	AT	Region	England
% of FP17s for the same patient ID Re-attending within 3 months - Children	0	29	0.0%	10.9%	12.0%	12.3%
% of FP17s for the same patient ID Re-attending within 3 months - Adults	1	130	0.8%	15.2%	16.0%	16.7%
% of FP17s for the same patient ID Re-attending between 3 & 9 months - Children	0	29	0.0%	61.3%	58.8%	57.6%
% of FP17s for the same patient ID Re-attending between 3 & 9 months - Adults	0	130	0.0%	54.8%	51.2%	50.1%
% of FP17s for Band 1 Urgent Courses	8	159	5.0%	7.0%	8.0%	9.1%
% of FP17s Relating to Free Repair or Replacements	0	159	0.0%	0.8%	0.8%	0.8%
% of FP17s Relating to Continuations	0	159	0.0%	1.6%	1.2%	1.2%
% of Patients satisfied with the dentistry they have received	0	0	N/A	92.3%	92.7%	92.8%
% of Patients satisfied with the time they had to wait for an appointment	0	0	N/A	88.0%	89.1%	88.7%

* This is based on patients treated on this contract for their most recent course of treatment. Figures in italics indicate the base number of FP17s or Patient Questionnaire responses are less than 100. N/A is shown where the base number of responses is less than 10 during the period. % is calculated as Quantity/Base number*100

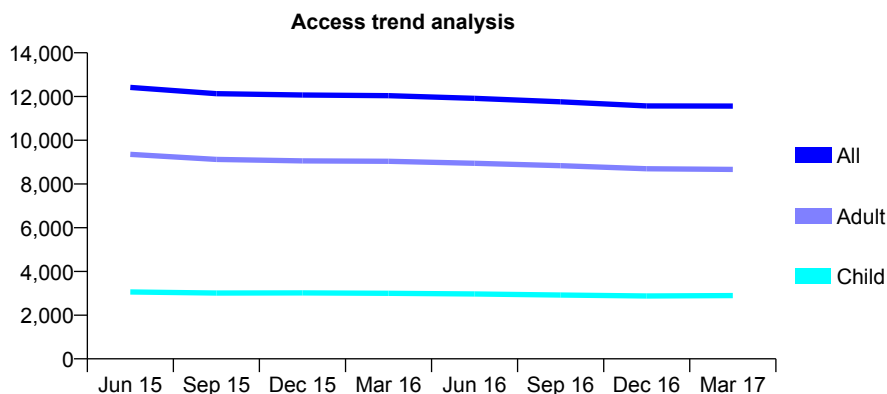
Q55 - Vital Signs At a Glance Contract Report for 101281/0023 - March 2017

Name or company name	OASIS DENTAL CARE LTD
Contract type name	GDS Contract
Purpose of contract	General
Contract start date	01/04/2006
Contract end date	

16/17 Contracted general activity (UDA)	35,550
Carry forward general activity (UDA)	348
16/17 Contracted orthodontic activity (UOA)	0
Carry forward orthodontic activity (UOA)	0
Baseline contract value	£757,994.95

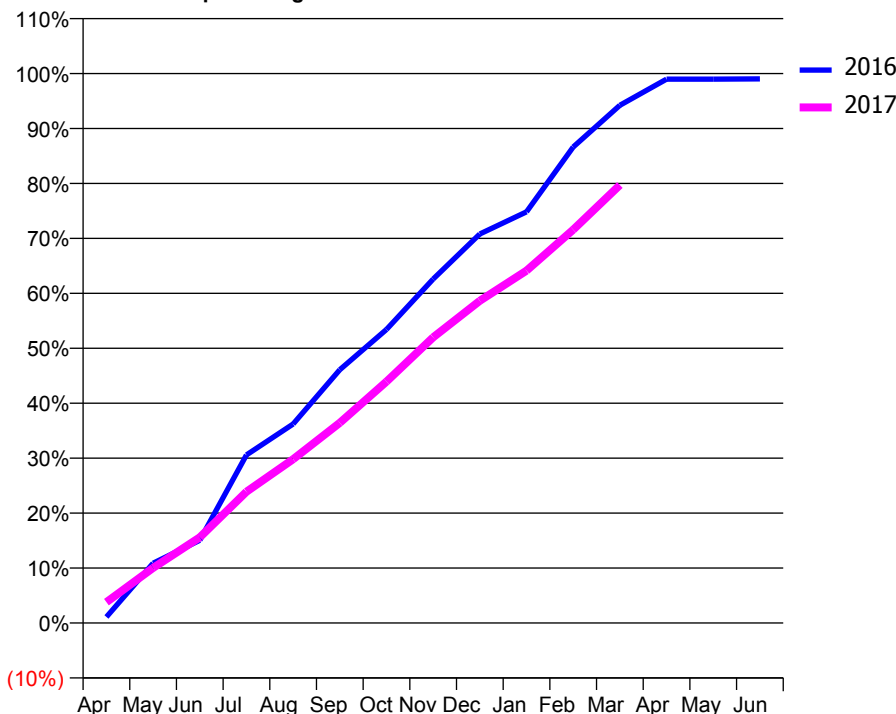
ACCESS*

Patients seen in 24 months	Total	Change since previous quarter
Quarter ending March 2016	12,040	
Quarter ending June 2016	11,915	↓
Quarter ending September 2016	11,758	↓
Quarter ending December 2016	11,572	↓
Quarter ending March 2017	11,562	→
Variance since March 2016	(4.0%)	↓



ACTIVITY

Cumulative percentage of contracted UDA delivered 2016 & 2017



Adjusted Scheduled Activity (UDA)

Month	2016	2017
April	392	1,347
May	3,873	3,567
June	5,349	5,539
July	10,872	8,494
August	12,879	10,595
September	16,386	12,953
October	18,992	15,618
November	22,257	18,482
December	25,169	20,850
January	26,604	22,797
February	30,790	25,445
March	33,493	28,336
April	35,182	
May	35,187	
June	35,202	

QUALITY

	Quantity	Base Number	Contract	AT	Region	England
% of FP17s for the same patient ID Re-attending within 3 months - Children	368	4,428	8.3%	10.9%	12.0%	12.3%
% of FP17s for the same patient ID Re-attending within 3 months - Adults	1,884	13,088	14.4%	15.2%	16.0%	16.7%
% of FP17s for the same patient ID Re-attending between 3 & 9 months - Children	2,831	4,428	63.9%	61.3%	58.8%	57.6%
% of FP17s for the same patient ID Re-attending between 3 & 9 months - Adults	8,463	13,088	64.7%	54.8%	51.2%	50.1%
% of FP17s for Band 1 Urgent Courses	863	16,613	5.2%	7.0%	8.0%	9.1%
% of FP17s Relating to Free Repair or Replacements	181	16,613	1.1%	0.8%	0.8%	0.8%
% of FP17s Relating to Continuations	229	16,613	1.4%	1.6%	1.2%	1.2%
% of Patients satisfied with the dentistry they have received	9	11	81.8%	92.3%	92.7%	92.8%
% of Patients satisfied with the time they had to wait for an appointment	11	11	100.0%	88.0%	89.1%	88.7%

* This is based on patients treated on this contract for their most recent course of treatment. Figures in italics indicate the base number of FP17s or Patient Questionnaire responses are less than 100. N/A is shown where the base number of responses is less than 10 during the period. % is calculated as Quantity/Base number*100

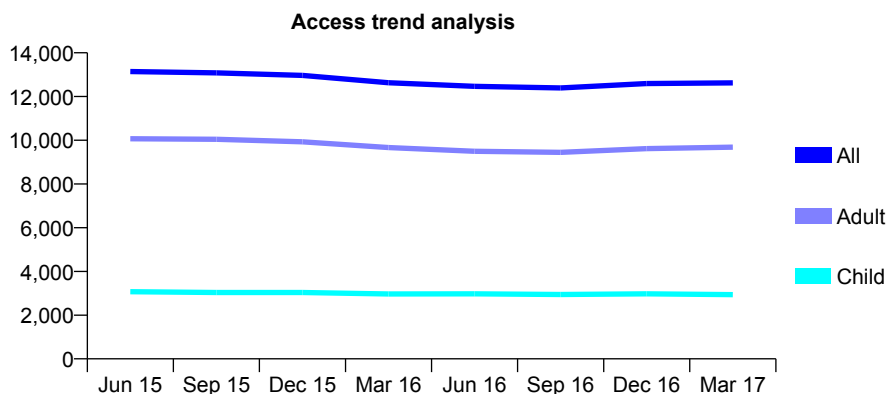
Q55 - Vital Signs At a Glance Contract Report for 101281/0041 - March 2017

Name or company name	OASIS DENTAL CARE LTD
Contract type name	GDS Contract
Purpose of contract	General
Contract start date	01/04/2006
Contract end date	

16/17 Contracted general activity (UDA)	42,036
Carry forward general activity (UDA)	0
16/17 Contracted orthodontic activity (UOA)	0
Carry forward orthodontic activity (UOA)	0
Baseline contract value	£910,237.87

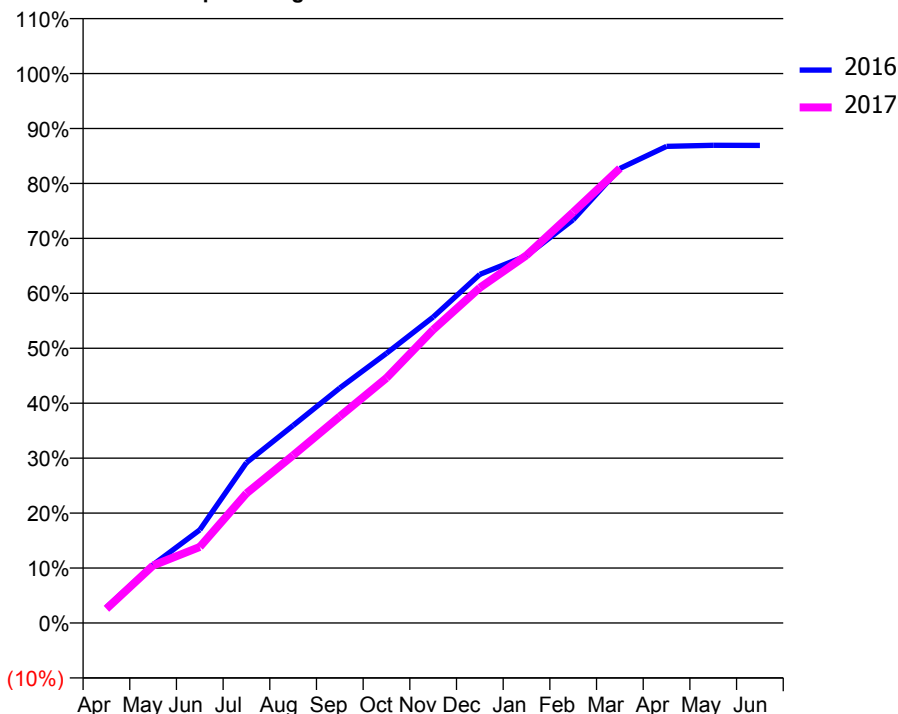
ACCESS*

Patients seen in 24 months	Total	Change since previous quarter
Quarter ending March 2016	12,629	
Quarter ending June 2016	12,467	↓
Quarter ending September 2016	12,390	→
Quarter ending December 2016	12,595	→
Quarter ending March 2017	12,622	→
Variance since March 2016	(0.1%)	→



ACTIVITY

Cumulative percentage of contracted UDA delivered 2016 & 2017



Month	Adjusted Scheduled Activity (UDA)	
	2016	2017
April	1,202	1,090
May	4,463	4,405
June	7,126	5,820
July	12,269	9,918
August	15,115	12,828
September	17,976	15,807
October	20,630	18,741
November	23,404	22,433
December	26,673	25,651
January	28,097	28,130
February	30,848	31,426
March	34,769	34,782
April	36,460	
May	36,544	
June	36,539	

QUALITY

	Quantity	Base Number	Contract	AT	Region	England
% of FP17s for the same patient ID Re-attending within 3 months - Children	319	4,415	7.2%	10.9%	12.0%	12.3%
% of FP17s for the same patient ID Re-attending within 3 months - Adults	2,209	14,234	15.5%	15.2%	16.0%	16.7%
% of FP17s for the same patient ID Re-attending between 3 & 9 months - Children	2,587	4,415	58.6%	61.3%	58.8%	57.6%
% of FP17s for the same patient ID Re-attending between 3 & 9 months - Adults	7,552	14,234	53.1%	54.8%	51.2%	50.1%
% of FP17s for Band 1 Urgent Courses	1,633	17,590	9.3%	7.0%	8.0%	9.1%
% of FP17s Relating to Free Repair or Replacements	179	17,590	1.0%	0.8%	0.8%	0.8%
% of FP17s Relating to Continuations	272	17,590	1.5%	1.6%	1.2%	1.2%
% of Patients satisfied with the dentistry they have received	27	32	84.4%	92.3%	92.7%	92.8%
% of Patients satisfied with the time they had to wait for an appointment	25	32	78.1%	88.0%	89.1%	88.7%

* This is based on patients treated on this contract for their most recent course of treatment. Figures in italics indicate the base number of FP17s or Patient Questionnaire responses are less than 100. N/A is shown where the base number of responses is less than 10 during the period. % is calculated as Quantity/Base number*100

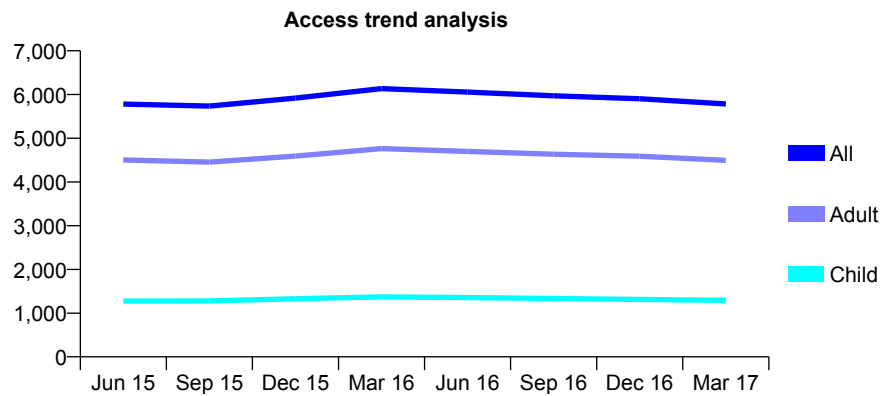
Q55 - Vital Signs At a Glance Contract Report for 101281/0048 - March 2017

Name or company name	OASIS DENTAL CARE LTD
Contract type name	GDS Contract
Purpose of contract	General and Orthodontic
Contract start date	01/04/2006
Contract end date	

16/17 Contracted general activity (UDA)	19,361
Carry forward general activity (UDA)	-387
16/17 Contracted orthodontic activity (UOA)	628
Carry forward orthodontic activity (UOA)	12
Baseline contract value	£503,773.86

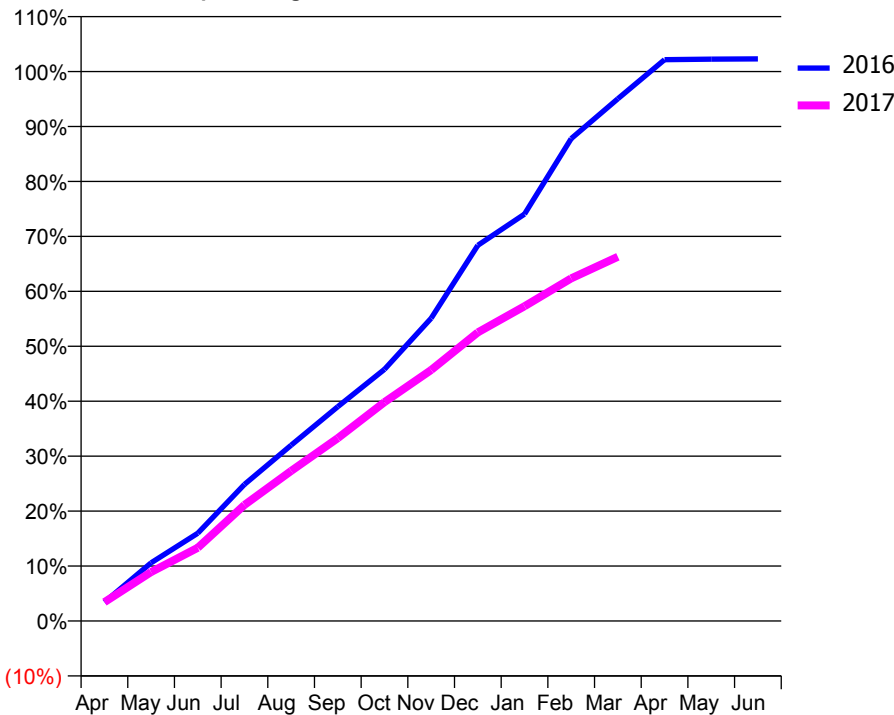
ACCESS*

Patients seen in 24 months	Total	Change since previous quarter
Quarter ending March 2016	6,136	
Quarter ending June 2016	6,056	↓
Quarter ending September 2016	5,970	↓
Quarter ending December 2016	5,903	↓
Quarter ending March 2017	5,785	↓
Variance since March 2016	(5.7%)	↓



ACTIVITY

Cumulative percentage of contracted UDA delivered 2016 & 2017



Month	Adjusted Scheduled Activity (UDA)	
	2016	2017
April	665	667
May	2,052	1,726
June	3,095	2,583
July	4,812	4,088
August	6,194	5,289
September	7,550	6,445
October	8,869	7,710
November	10,669	8,845
December	13,237	10,172
January	14,337	11,089
February	16,994	12,073
March	18,402	12,833
April	19,777	
May	19,799	
June	19,806	

QUALITY

	Quantity	Base Number	Contract	AT	Region	England
% of FP17s for the same patient ID Re-attending within 3 months - Children	148	1,787	8.3%	10.9%	12.0%	12.3%
% of FP17s for the same patient ID Re-attending within 3 months - Adults	839	5,113	16.4%	15.2%	16.0%	16.7%
% of FP17s for the same patient ID Re-attending between 3 & 9 months - Children	1,101	1,787	61.6%	61.3%	58.8%	57.6%
% of FP17s for the same patient ID Re-attending between 3 & 9 months - Adults	2,537	5,113	49.6%	54.8%	51.2%	50.1%
% of FP17s for Band 1 Urgent Courses	675	6,191	10.9%	7.0%	8.0%	9.1%
% of FP17s Relating to Free Repair or Replacements	45	6,191	0.7%	0.8%	0.8%	0.8%
% of FP17s Relating to Continuations	109	6,191	1.8%	1.6%	1.2%	1.2%
% of Patients satisfied with the dentistry they have received	6	6	N/A	92.3%	92.7%	92.8%
% of Patients satisfied with the time they had to wait for an appointment	6	6	N/A	88.0%	89.1%	88.7%

* This is based on patients treated on this contract for their most recent course of treatment. Figures in italics indicate the base number of FP17s or Patient Questionnaire responses are less than 100. N/A is shown where the base number of responses is less than 10 during the period. % is calculated as Quantity/Base number*100

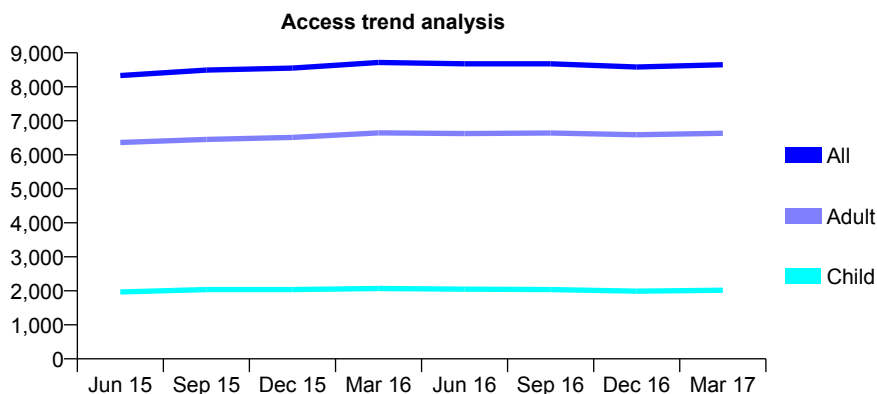
Q55 - Vital Signs At a Glance Contract Report for 101281/0059 - March 2017

Name or company name	OASIS DENTAL CARE LTD
Contract type name	GDS Contract
Purpose of contract	General
Contract start date	01/04/2006
Contract end date	

16/17 Contracted general activity (UDA)	26,245
Carry forward general activity (UDA)	-46
16/17 Contracted orthodontic activity (UOA)	0
Carry forward orthodontic activity (UOA)	0
Baseline contract value	£602,188.12

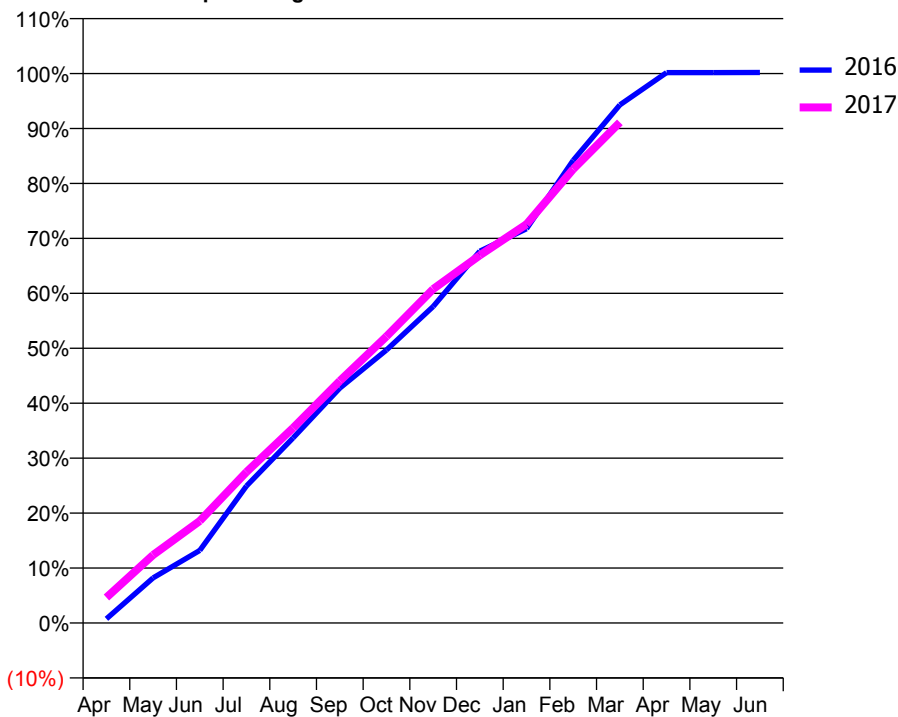
ACCESS*

Patients seen in 24 months	Total	Change since previous quarter
Quarter ending March 2016	8,716	
Quarter ending June 2016	8,675	→
Quarter ending September 2016	8,678	→
Quarter ending December 2016	8,584	↓
Quarter ending March 2017	8,649	→
Variance since March 2016	(0.8%)	→



ACTIVITY

Cumulative percentage of contracted UDA delivered 2016 & 2017



Month	Adjusted Scheduled Activity (UDA)	
	2016	2017
April	203	1,222
May	2,158	3,248
June	3,465	4,878
July	6,545	7,212
August	8,840	9,322
September	11,218	11,563
October	13,043	13,687
November	15,119	15,951
December	17,758	17,564
January	18,831	19,049
February	22,099	21,674
March	24,747	23,909
April	26,288	
May	26,288	
June	26,291	

QUALITY

	Quantity	Base Number	Contract	AT	Region	England
% of FP17s for the same patient ID Re-attending within 3 months - Children	268	3,371	8.0%	10.9%	12.0%	12.3%
% of FP17s for the same patient ID Re-attending within 3 months - Adults	1,655	10,922	15.2%	15.2%	16.0%	16.7%
% of FP17s for the same patient ID Re-attending between 3 & 9 months - Children	2,306	3,371	68.4%	61.3%	58.8%	57.6%
% of FP17s for the same patient ID Re-attending between 3 & 9 months - Adults	7,248	10,922	66.4%	54.8%	51.2%	50.1%
% of FP17s for Band 1 Urgent Courses	733	13,490	5.4%	7.0%	8.0%	9.1%
% of FP17s Relating to Free Repair or Replacements	252	13,490	1.9%	0.8%	0.8%	0.8%
% of FP17s Relating to Continuations	311	13,490	2.3%	1.6%	1.2%	1.2%
% of Patients satisfied with the dentistry they have received	19	19	100.0%	92.3%	92.7%	92.8%
% of Patients satisfied with the time they had to wait for an appointment	18	19	94.7%	88.0%	89.1%	88.7%

* This is based on patients treated on this contract for their most recent course of treatment. Figures in italics indicate the base number of FP17s or Patient Questionnaire responses are less than 100. N/A is shown where the base number of responses is less than 10 during the period. % is calculated as Quantity/Base number*100

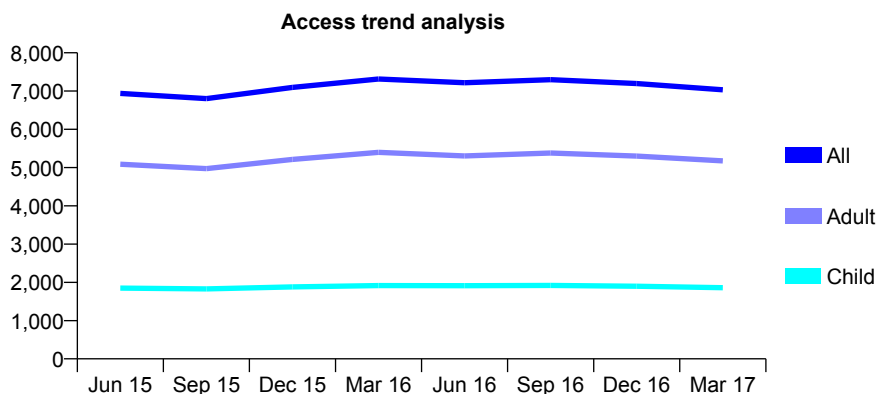
Q55 - Vital Signs At a Glance Contract Report for 101281/0092 - March 2017

Name or company name	OASIS DENTAL CARE LTD
Contract type name	GDS Contract
Purpose of contract	General
Contract start date	01/04/2006
Contract end date	

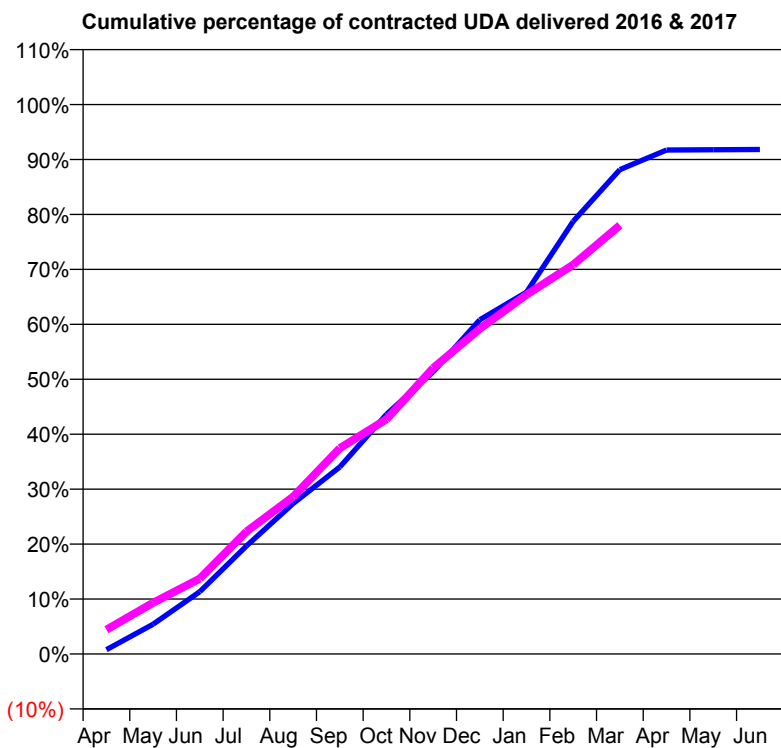
16/17 Contracted general activity (UDA)	18,929
Carry forward general activity (UDA)	0
16/17 Contracted orthodontic activity (UOA)	0
Carry forward orthodontic activity (UOA)	0
Baseline contract value	£404,973.39

ACCESS*

Patients seen in 24 months	Total	Change since previous quarter
Quarter ending March 2016	7,314	
Quarter ending June 2016	7,216	↓
Quarter ending September 2016	7,299	→
Quarter ending December 2016	7,198	↓
Quarter ending March 2017	7,032	↓
Variance since March 2016	(3.9%)	↓



ACTIVITY



Month	Adjusted Scheduled Activity (UDA)	
	2016	2017
April	148	840
May	1,029	1,768
June	2,145	2,596
July	3,721	4,219
August	5,182	5,420
September	6,442	7,089
October	8,259	8,088
November	9,722	9,849
December	11,515	11,204
January	12,465	12,376
February	14,902	13,412
March	16,686	14,769
April	17,363	
May	17,370	
June	17,377	

QUALITY

	Quantity	Base Number	Contract	AT	Region	England
% of FP17s for the same patient ID Re-attending within 3 months - Children	173	2,864	6.0%	10.9%	12.0%	12.3%
% of FP17s for the same patient ID Re-attending within 3 months - Adults	1,014	6,989	14.5%	15.2%	16.0%	16.7%
% of FP17s for the same patient ID Re-attending between 3 & 9 months - Children	1,902	2,864	66.4%	61.3%	58.8%	57.6%
% of FP17s for the same patient ID Re-attending between 3 & 9 months - Adults	4,094	6,989	58.6%	54.8%	51.2%	50.1%
% of FP17s for Band 1 Urgent Courses	728	8,732	8.3%	7.0%	8.0%	9.1%
% of FP17s Relating to Free Repair or Replacements	103	8,732	1.2%	0.8%	0.8%	0.8%
% of FP17s Relating to Continuations	110	8,732	1.3%	1.6%	1.2%	1.2%
% of Patients satisfied with the dentistry they have received	6	7	N/A	92.3%	92.7%	92.8%
% of Patients satisfied with the time they had to wait for an appointment	5	7	N/A	88.0%	89.1%	88.7%

* This is based on patients treated on this contract for their most recent course of treatment. Figures in italics indicate the base number of FP17s or Patient Questionnaire responses are less than 100. N/A is shown where the base number of responses is less than 10 during the period. % is calculated as Quantity/Base number*100

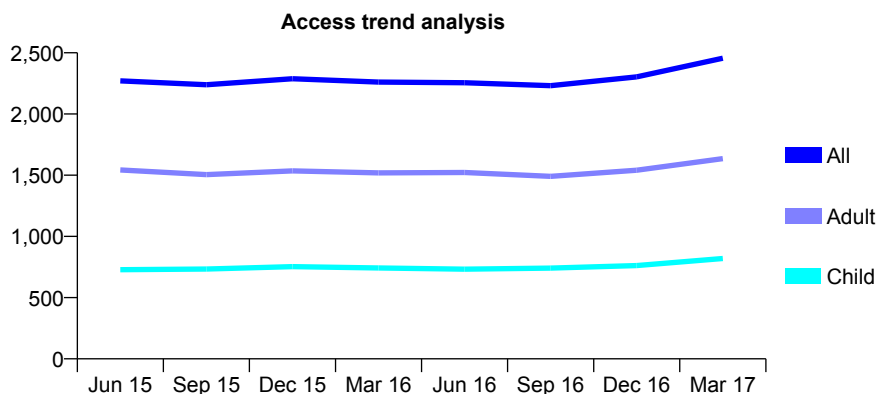
Q55 - Vital Signs At a Glance Contract Report for 101281/0118 - March 2017

Name or company name	OASIS DENTAL CARE LTD
Contract type name	GDS Contract
Purpose of contract	General
Contract start date	01/04/2006
Contract end date	

16/17 Contracted general activity (UDA)	5,159
Carry forward general activity (UDA)	0
16/17 Contracted orthodontic activity (UOA)	0
Carry forward orthodontic activity (UOA)	0
Baseline contract value	£152,048.69

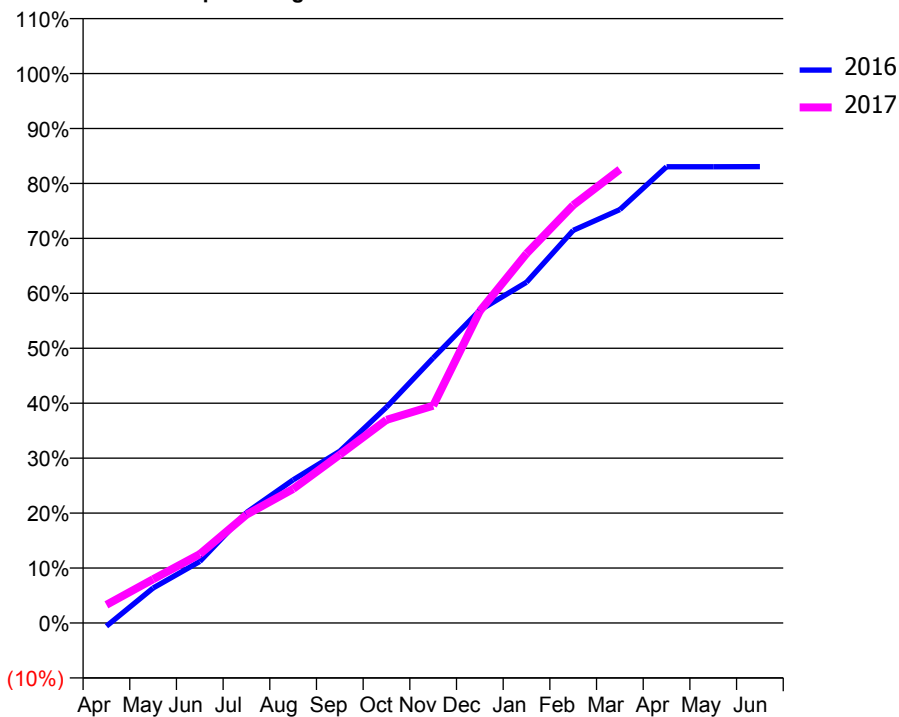
ACCESS*

Patients seen in 24 months	Total	Change since previous quarter
Quarter ending March 2016	2,261	
Quarter ending June 2016	2,255	→
Quarter ending September 2016	2,232	↓
Quarter ending December 2016	2,303	↑
Quarter ending March 2017	2,456	↑
Variance since March 2016	8.6%	↑



ACTIVITY

Cumulative percentage of contracted UDA delivered 2016 & 2017



Month	Adjusted Scheduled Activity (UDA)	
	2016	2017
April	-31	170
May	329	412
June	577	647
July	1,038	1,018
August	1,344	1,258
September	1,613	1,580
October	2,026	1,907
November	2,488	2,040
December	2,936	2,929
January	3,199	3,468
February	3,686	3,923
March	3,882	4,258
April	4,283	
May	4,283	
June	4,285	

QUALITY

	Quantity	Base Number	Contract	AT	Region	England
% of FP17s for the same patient ID Re-attending within 3 months - Children	84	1,199	7.0%	10.9%	12.0%	12.3%
% of FP17s for the same patient ID Re-attending within 3 months - Adults	349	2,155	16.2%	15.2%	16.0%	16.7%
% of FP17s for the same patient ID Re-attending between 3 & 9 months - Children	677	1,199	56.5%	61.3%	58.8%	57.6%
% of FP17s for the same patient ID Re-attending between 3 & 9 months - Adults	966	2,155	44.8%	54.8%	51.2%	50.1%
% of FP17s for Band 1 Urgent Courses	171	2,371	7.2%	7.0%	8.0%	9.1%
% of FP17s Relating to Free Repair or Replacements	4	2,371	0.2%	0.8%	0.8%	0.8%
% of FP17s Relating to Continuations	35	2,371	1.5%	1.6%	1.2%	1.2%
% of Patients satisfied with the dentistry they have received	0	1	N/A	92.3%	92.7%	92.8%
% of Patients satisfied with the time they had to wait for an appointment	0	1	N/A	88.0%	89.1%	88.7%

* This is based on patients treated on this contract for their most recent course of treatment. Figures in italics indicate the base number of FP17s or Patient Questionnaire responses are less than 100. N/A is shown where the base number of responses is less than 10 during the period. % is calculated as Quantity/Base number*100

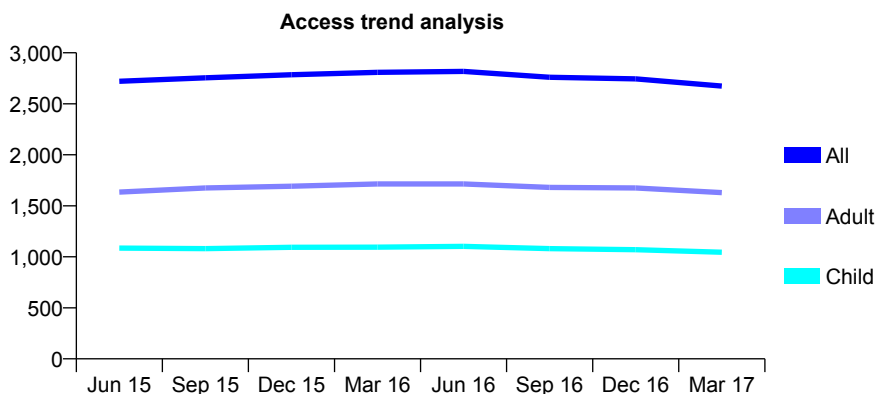
Q55 - Vital Signs At a Glance Contract Report for 101281/0129 - March 2017

Name or company name	OASIS DENTAL CARE LTD
Contract type name	GDS Contract
Purpose of contract	General
Contract start date	01/04/2006
Contract end date	

16/17 Contracted general activity (UDA)	7,956
Carry forward general activity (UDA)	-49
16/17 Contracted orthodontic activity (UOA)	0
Carry forward orthodontic activity (UOA)	0
Baseline contract value	£173,187.12

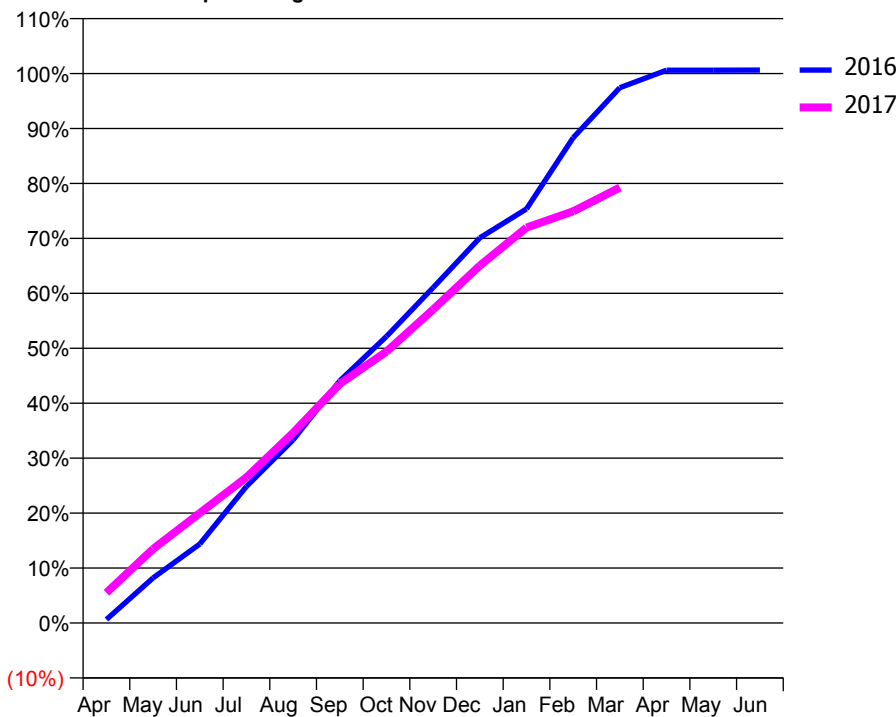
ACCESS*

Patients seen in 24 months	Total	Change since previous quarter
Quarter ending March 2016	2,809	
Quarter ending June 2016	2,818	→
Quarter ending September 2016	2,760	↓
Quarter ending December 2016	2,745	→
Quarter ending March 2017	2,674	↓
Variance since March 2016	(4.8%)	↓



ACTIVITY

Cumulative percentage of contracted UDA delivered 2016 & 2017



Adjusted Scheduled Activity (UDA)

Month	2016	2017
April	51	439
May	654	1,073
June	1,143	1,592
July	1,977	2,109
August	2,651	2,754
September	3,507	3,463
October	4,150	3,930
November	4,857	4,540
December	5,576	5,176
January	5,996	5,725
February	7,026	5,962
March	7,751	6,304
April	8,004	
May	8,004	
June	8,005	

QUALITY

	Quantity	Base Number	Contract	AT	Region	England
% of FP17s for the same patient ID Re-attending within 3 months - Children	113	1,417	8.0%	10.9%	12.0%	12.3%
% of FP17s for the same patient ID Re-attending within 3 months - Adults	314	1,953	16.1%	15.2%	16.0%	16.7%
% of FP17s for the same patient ID Re-attending between 3 & 9 months - Children	903	1,417	63.7%	61.3%	58.8%	57.6%
% of FP17s for the same patient ID Re-attending between 3 & 9 months - Adults	1,091	1,953	55.9%	54.8%	51.2%	50.1%
% of FP17s for Band 1 Urgent Courses	317	3,227	9.8%	7.0%	8.0%	9.1%
% of FP17s Relating to Free Repair or Replacements	20	3,227	0.6%	0.8%	0.8%	0.8%
% of FP17s Relating to Continuations	37	3,227	1.1%	1.6%	1.2%	1.2%
% of Patients satisfied with the dentistry they have received	5	5	N/A	92.3%	92.7%	92.8%
% of Patients satisfied with the time they had to wait for an appointment	5	5	N/A	88.0%	89.1%	88.7%

* This is based on patients treated on this contract for their most recent course of treatment. Figures in italics indicate the base number of FP17s or Patient Questionnaire responses are less than 100. N/A is shown where the base number of responses is less than 10 during the period. % is calculated as Quantity/Base number*100

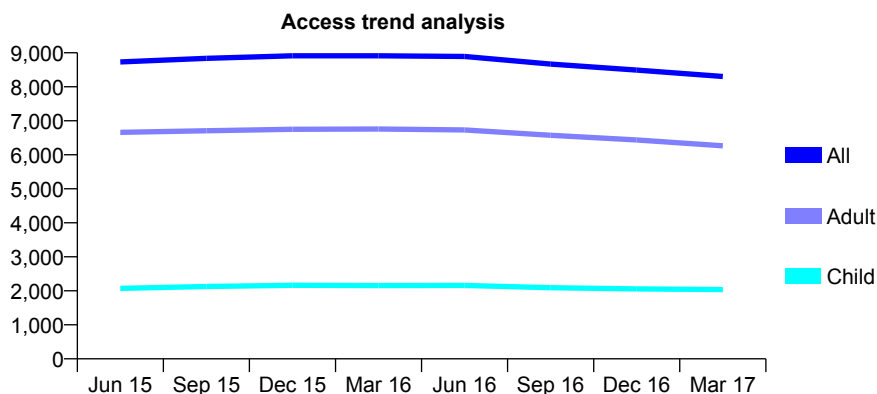
Q55 - Vital Signs At a Glance Contract Report for 101281/0200 - March 2017

Name or company name	OASIS DENTAL CARE LTD
Contract type name	GDS Contract
Purpose of contract	General
Contract start date	28/04/2009
Contract end date	

16/17 Contracted general activity (UDA)	30,000
Carry forward general activity (UDA)	0
16/17 Contracted orthodontic activity (UOA)	0
Carry forward orthodontic activity (UOA)	0
Baseline contract value	£643,494.25

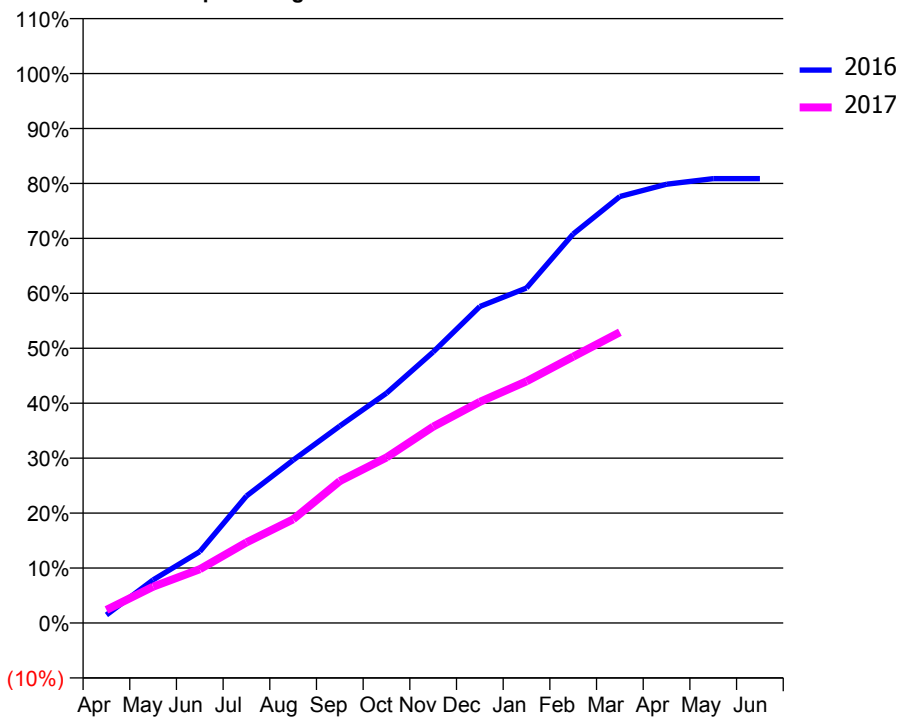
ACCESS*

Patients seen in 24 months	Total	Change since previous quarter
Quarter ending March 2016	8,913	
Quarter ending June 2016	8,891	→
Quarter ending September 2016	8,668	↓
Quarter ending December 2016	8,494	↓
Quarter ending March 2017	8,302	↓
Variance since March 2016	(6.9%)	↓



ACTIVITY

Cumulative percentage of contracted UDA delivered 2016 & 2017



Month	Adjusted Scheduled Activity (UDA)	
	2016	2017
April	442	718
May	2,352	1,987
June	3,900	2,937
July	6,938	4,403
August	8,896	5,662
September	10,759	7,752
October	12,550	9,039
November	14,799	10,721
December	17,280	12,076
January	18,290	13,197
February	21,239	14,540
March	23,285	15,874
April	23,956	
May	24,260	
June	24,264	

QUALITY

	Quantity	Base Number	Contract	AT	Region	England
% of FP17s for the same patient ID Re-attending within 3 months - Children	328	2,129	15.4%	10.9%	12.0%	12.3%
% of FP17s for the same patient ID Re-attending within 3 months - Adults	914	5,963	15.3%	15.2%	16.0%	16.7%
% of FP17s for the same patient ID Re-attending between 3 & 9 months - Children	955	2,129	44.9%	61.3%	58.8%	57.6%
% of FP17s for the same patient ID Re-attending between 3 & 9 months - Adults	2,722	5,963	45.6%	54.8%	51.2%	50.1%
% of FP17s for Band 1 Urgent Courses	626	7,586	8.3%	7.0%	8.0%	9.1%
% of FP17s Relating to Free Repair or Replacements	34	7,586	0.4%	0.8%	0.8%	0.8%
% of FP17s Relating to Continuations	245	7,586	3.2%	1.6%	1.2%	1.2%
% of Patients satisfied with the dentistry they have received	5	7	N/A	92.3%	92.7%	92.8%
% of Patients satisfied with the time they had to wait for an appointment	5	7	N/A	88.0%	89.1%	88.7%

* This is based on patients treated on this contract for their most recent course of treatment. Figures in italics indicate the base number of FP17s or Patient Questionnaire responses are less than 100. N/A is shown where the base number of responses is less than 10 during the period. % is calculated as Quantity/Base number*100

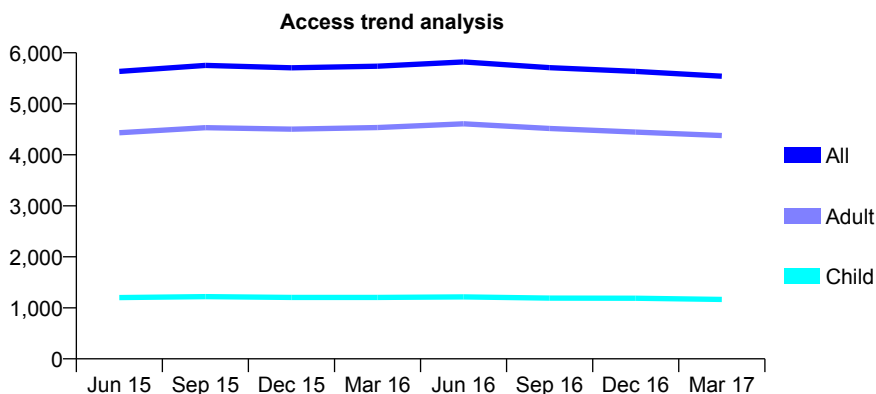
Q55 - Vital Signs At a Glance Contract Report for 101338/0050 - March 2017

Name or company name	Whitecross Dental Care Limited
Contract type name	GDS Contract
Purpose of contract	General
Contract start date	01/04/2007
Contract end date	

16/17 Contracted general activity (UDA)	14,300
Carry forward general activity (UDA)	0
16/17 Contracted orthodontic activity (UOA)	0
Carry forward orthodontic activity (UOA)	0
Baseline contract value	£372,676.40

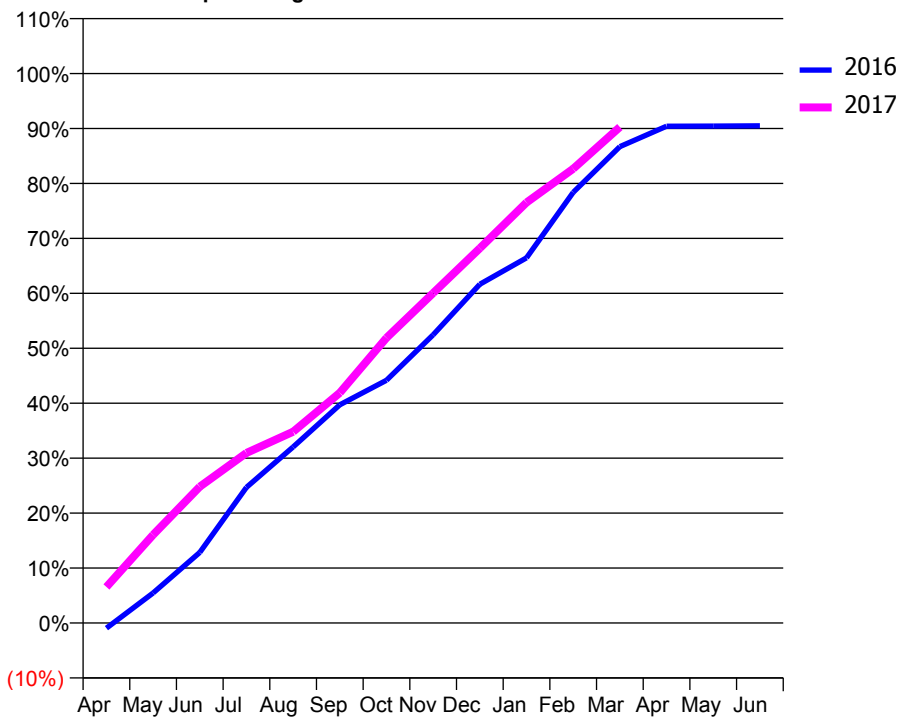
ACCESS*

Patients seen in 24 months	Total	Change since previous quarter
Quarter ending March 2016	5,738	
Quarter ending June 2016	5,822	→
Quarter ending September 2016	5,708	↓
Quarter ending December 2016	5,635	↓
Quarter ending March 2017	5,542	↓
Variance since March 2016	(3.4%)	↓



ACTIVITY

Cumulative percentage of contracted UDA delivered 2016 & 2017



Month	Adjusted Scheduled Activity (UDA)	
	2016	2017
April	-170	938
May	962	2,296
June	2,261	3,548
July	4,345	4,427
August	5,640	4,978
September	6,990	5,991
October	7,775	7,419
November	9,231	8,587
December	10,851	9,751
January	11,695	10,944
February	13,793	11,820
March	15,257	12,908
April	15,911	
May	15,915	
June	15,922	

QUALITY

	Quantity	Base Number	Contract	AT	Region	England
% of FP17s for the same patient ID Re-attending within 3 months - Children	98	1,617	6.1%	10.9%	12.0%	12.3%
% of FP17s for the same patient ID Re-attending within 3 months - Adults	672	5,530	12.2%	15.2%	16.0%	16.7%
% of FP17s for the same patient ID Re-attending between 3 & 9 months - Children	923	1,617	57.1%	61.3%	58.8%	57.6%
% of FP17s for the same patient ID Re-attending between 3 & 9 months - Adults	2,894	5,530	52.3%	54.8%	51.2%	50.1%
% of FP17s for Band 1 Urgent Courses	171	6,827	2.5%	7.0%	8.0%	9.1%
% of FP17s Relating to Free Repair or Replacements	33	6,827	0.5%	0.8%	0.8%	0.8%
% of FP17s Relating to Continuations	181	6,827	2.7%	1.6%	1.2%	1.2%
% of Patients satisfied with the dentistry they have received	17	18	94.4%	92.3%	92.7%	92.8%
% of Patients satisfied with the time they had to wait for an appointment	17	18	94.4%	88.0%	89.1%	88.7%

* This is based on patients treated on this contract for their most recent course of treatment. Figures in italics indicate the base number of FP17s or Patient Questionnaire responses are less than 100. N/A is shown where the base number of responses is less than 10 during the period. % is calculated as Quantity/Base number*100

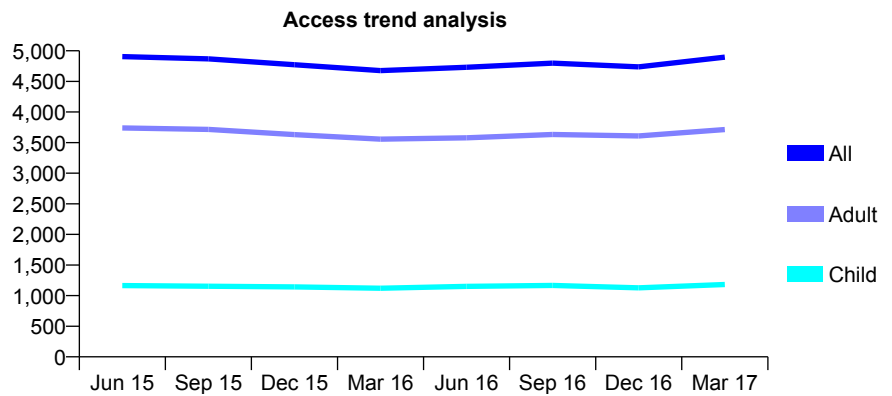
Q55 - Vital Signs At a Glance Contract Report for 101362/0006 - March 2017

Name or company name	Rodericks Dental Limited
Contract type name	GDS Contract
Purpose of contract	General
Contract start date	01/04/2008
Contract end date	

16/17 Contracted general activity (UDA)	14,092
Carry forward general activity (UDA)	-48
16/17 Contracted orthodontic activity (UOA)	0
Carry forward orthodontic activity (UOA)	0
Baseline contract value	£336,172.79

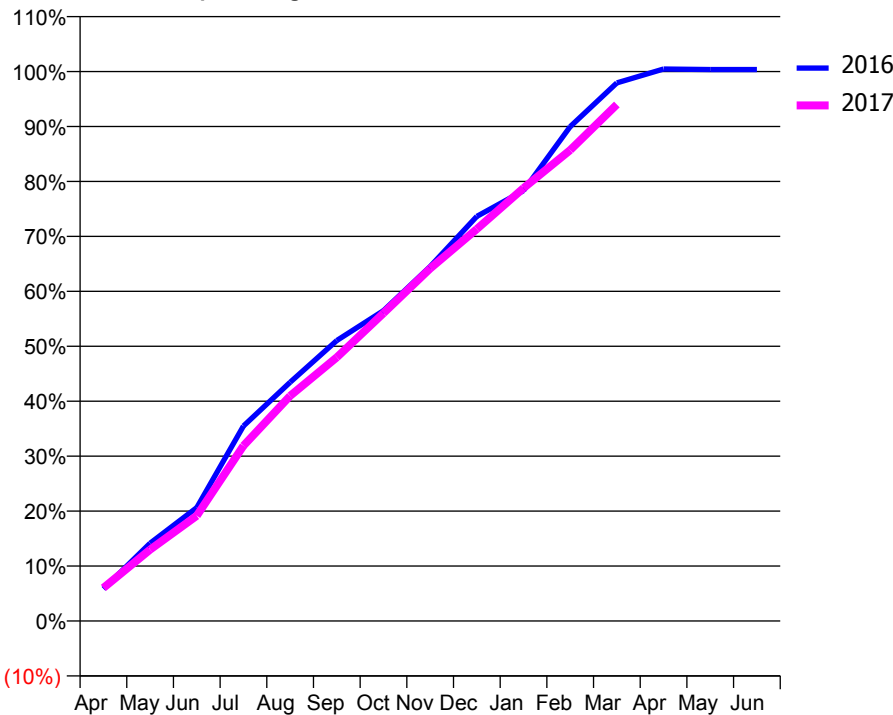
ACCESS*

Patients seen in 24 months	Total	Change since previous quarter
Quarter ending March 2016	4,676	
Quarter ending June 2016	4,730	→
Quarter ending September 2016	4,799	→
Quarter ending December 2016	4,737	↓
Quarter ending March 2017	4,896	↑
Variance since March 2016	4.7%	↑



ACTIVITY

Cumulative percentage of contracted UDA delivered 2016 & 2017



Month	Adjusted Scheduled Activity (UDA)	
	2016	2017
April	794	851
May	1,916	1,831
June	2,795	2,701
July	4,805	4,495
August	5,884	5,773
September	6,912	6,763
October	7,648	7,896
November	8,737	9,041
December	9,974	10,054
January	10,607	11,103
February	12,185	12,077
March	13,261	13,245
April	13,604	
May	13,590	
June	13,590	

QUALITY

	Quantity	Base Number	Contract	AT	Region	England
% of FP17s for the same patient ID Re-attending within 3 months - Children	118	1,904	6.2%	10.9%	12.0%	12.3%
% of FP17s for the same patient ID Re-attending within 3 months - Adults	579	5,570	10.4%	15.2%	16.0%	16.7%
% of FP17s for the same patient ID Re-attending between 3 & 9 months - Children	1,207	1,904	63.4%	61.3%	58.8%	57.6%
% of FP17s for the same patient ID Re-attending between 3 & 9 months - Adults	3,448	5,570	61.9%	54.8%	51.2%	50.1%
% of FP17s for Band 1 Urgent Courses	356	7,025	5.1%	7.0%	8.0%	9.1%
% of FP17s Relating to Free Repair or Replacements	93	7,025	1.3%	0.8%	0.8%	0.8%
% of FP17s Relating to Continuations	20	7,025	0.3%	1.6%	1.2%	1.2%
% of Patients satisfied with the dentistry they have received	9	9	N/A	92.3%	92.7%	92.8%
% of Patients satisfied with the time they had to wait for an appointment	9	9	N/A	88.0%	89.1%	88.7%

* This is based on patients treated on this contract for their most recent course of treatment. Figures in italics indicate the base number of FP17s or Patient Questionnaire responses are less than 100. N/A is shown where the base number of responses is less than 10 during the period. % is calculated as Quantity/Base number*100

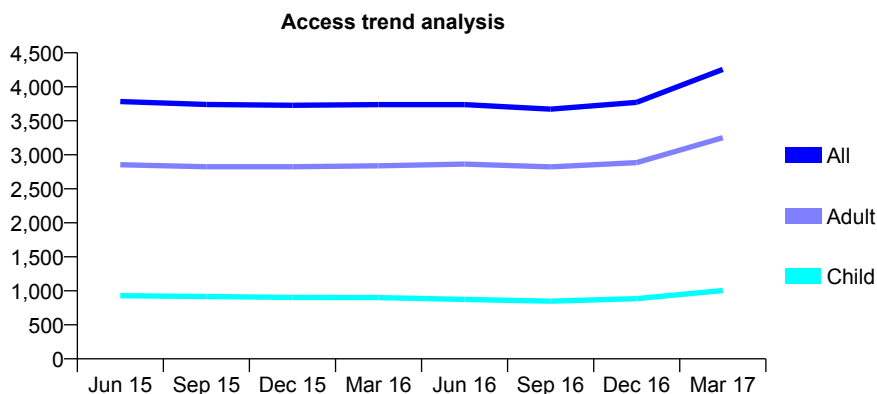
Q55 - Vital Signs At a Glance Contract Report for 101362/0007 - March 2017

Name or company name	Rodericks Dental Limited
Contract type name	GDS Contract
Purpose of contract	General
Contract start date	28/07/2008
Contract end date	

16/17 Contracted general activity (UDA)	13,553
Carry forward general activity (UDA)	-219
16/17 Contracted orthodontic activity (UOA)	0
Carry forward orthodontic activity (UOA)	0
Baseline contract value	£332,452.92

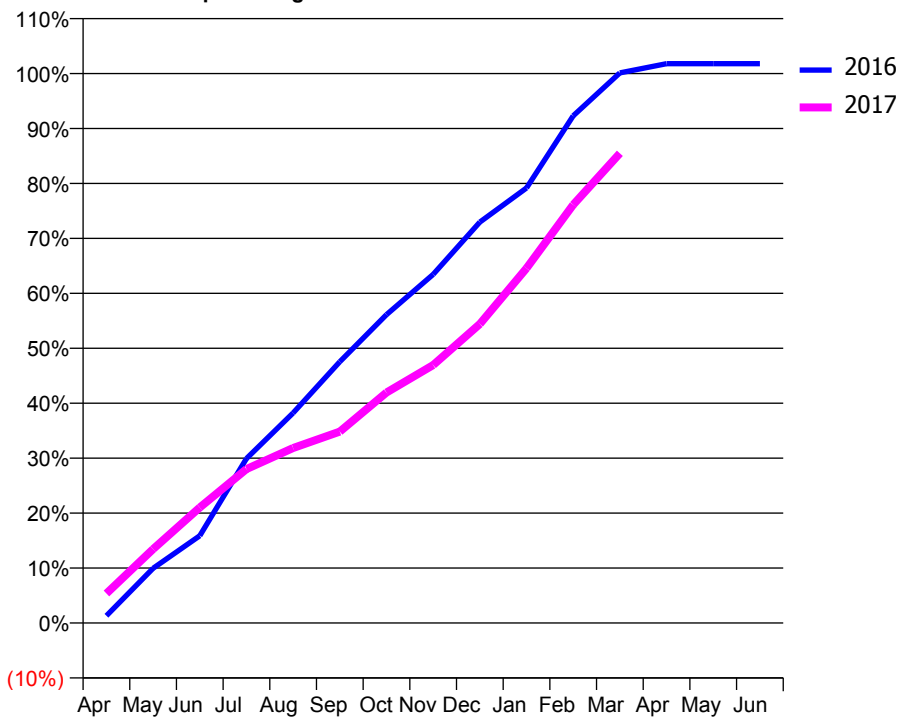
ACCESS*

Patients seen in 24 months	Total	Change since previous quarter
Quarter ending March 2016	3,739	
Quarter ending June 2016	3,738	→
Quarter ending September 2016	3,672	↓
Quarter ending December 2016	3,771	↑
Quarter ending March 2017	4,256	↑
Variance since March 2016	13.8%	↑



ACTIVITY

Cumulative percentage of contracted UDA delivered 2016 & 2017



Month	Adjusted Scheduled Activity (UDA)	
	2016	2017
April	163	730
May	1,225	1,823
June	1,953	2,851
July	3,679	3,798
August	4,699	4,318
September	5,845	4,720
October	6,897	5,684
November	7,798	6,364
December	8,967	7,374
January	9,731	8,751
February	11,346	10,315
March	12,306	11,584
April	12,511	
May	12,511	
June	12,511	

QUALITY

	Quantity	Base Number	Contract	AT	Region	England
% of FP17s for the same patient ID Re-attending within 3 months - Children	115	1,458	7.9%	10.9%	12.0%	12.3%
% of FP17s for the same patient ID Re-attending within 3 months - Adults	702	4,214	16.7%	15.2%	16.0%	16.7%
% of FP17s for the same patient ID Re-attending between 3 & 9 months - Children	798	1,458	54.7%	61.3%	58.8%	57.6%
% of FP17s for the same patient ID Re-attending between 3 & 9 months - Adults	2,021	4,214	48.0%	54.8%	51.2%	50.1%
% of FP17s for Band 1 Urgent Courses	315	5,574	5.7%	7.0%	8.0%	9.1%
% of FP17s Relating to Free Repair or Replacements	80	5,574	1.4%	0.8%	0.8%	0.8%
% of FP17s Relating to Continuations	89	5,574	1.6%	1.6%	1.2%	1.2%
% of Patients satisfied with the dentistry they have received	5	8	N/A	92.3%	92.7%	92.8%
% of Patients satisfied with the time they had to wait for an appointment	5	8	N/A	88.0%	89.1%	88.7%

* This is based on patients treated on this contract for their most recent course of treatment. Figures in italics indicate the base number of FP17s or Patient Questionnaire responses are less than 100. N/A is shown where the base number of responses is less than 10 during the period. % is calculated as Quantity/Base number*100

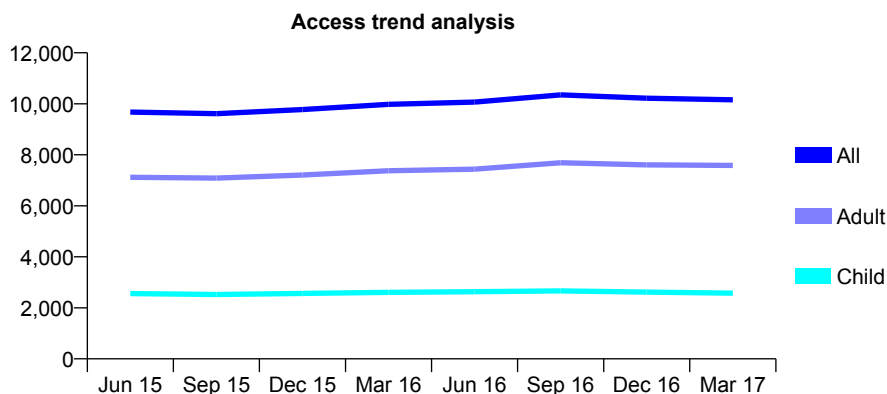
Q55 - Vital Signs At a Glance Contract Report for 101362/0008 - March 2017

Name or company name	Rodericks Dental Limited
Contract type name	GDS Contract
Purpose of contract	General
Contract start date	01/04/2008
Contract end date	

16/17 Contracted general activity (UDA)	27,688
Carry forward general activity (UDA)	248
16/17 Contracted orthodontic activity (UOA)	0
Carry forward orthodontic activity (UOA)	0
Baseline contract value	£634,447.91

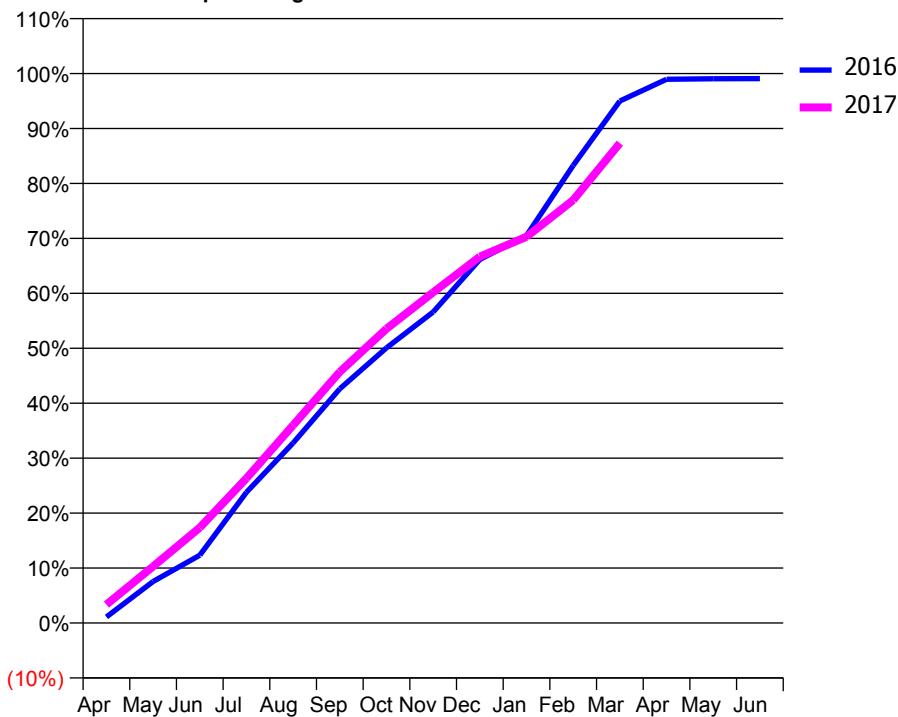
ACCESS*

Patients seen in 24 months	Total	Change since previous quarter
Quarter ending March 2016	9,978	
Quarter ending June 2016	10,069	→
Quarter ending September 2016	10,352	↑
Quarter ending December 2016	10,220	↓
Quarter ending March 2017	10,159	→
Variance since March 2016	1.8%	→



ACTIVITY

Cumulative percentage of contracted UDA delivered 2016 & 2017



Month	Adjusted Scheduled Activity (UDA)	
	2016	2017
April	293	933
May	1,992	2,849
June	3,253	4,808
July	6,273	7,291
August	8,645	9,968
September	11,243	12,654
October	13,208	14,826
November	14,928	16,658
December	17,450	18,460
January	18,592	19,463
February	21,959	21,308
March	25,049	24,180
April	26,091	
May	26,120	
June	26,122	

QUALITY

	Quantity	Base Number	Contract	AT	Region	England
% of FP17s for the same patient ID Re-attending within 3 months - Children	198	3,983	5.0%	10.9%	12.0%	12.3%
% of FP17s for the same patient ID Re-attending within 3 months - Adults	1,272	11,197	11.4%	15.2%	16.0%	16.7%
% of FP17s for the same patient ID Re-attending between 3 & 9 months - Children	2,845	3,983	71.4%	61.3%	58.8%	57.6%
% of FP17s for the same patient ID Re-attending between 3 & 9 months - Adults	7,174	11,197	64.1%	54.8%	51.2%	50.1%
% of FP17s for Band 1 Urgent Courses	659	14,613	4.5%	7.0%	8.0%	9.1%
% of FP17s Relating to Free Repair or Replacements	117	14,613	0.8%	0.8%	0.8%	0.8%
% of FP17s Relating to Continuations	50	14,613	0.3%	1.6%	1.2%	1.2%
% of Patients satisfied with the dentistry they have received	17	18	94.4%	92.3%	92.7%	92.8%
% of Patients satisfied with the time they had to wait for an appointment	15	18	83.3%	88.0%	89.1%	88.7%

* This is based on patients treated on this contract for their most recent course of treatment. Figures in italics indicate the base number of FP17s or Patient Questionnaire responses are less than 100. N/A is shown where the base number of responses is less than 10 during the period. % is calculated as Quantity/Base number*100

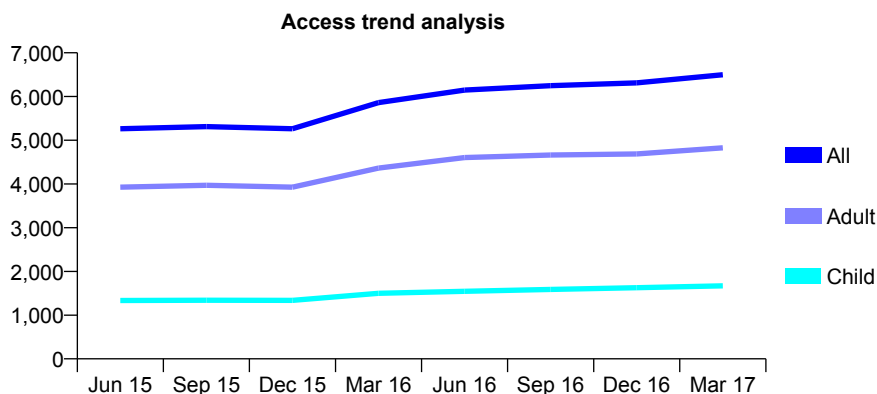
Q55 - Vital Signs At a Glance Contract Report for 101362/0014 - March 2017

Name or company name	Rodericks Dental Limited
Contract type name	GDS Contract
Purpose of contract	General
Contract start date	05/02/2009
Contract end date	

16/17 Contracted general activity (UDA)	16,638
Carry forward general activity (UDA)	-7
16/17 Contracted orthodontic activity (UOA)	0
Carry forward orthodontic activity (UOA)	0
Baseline contract value	£383,995.79

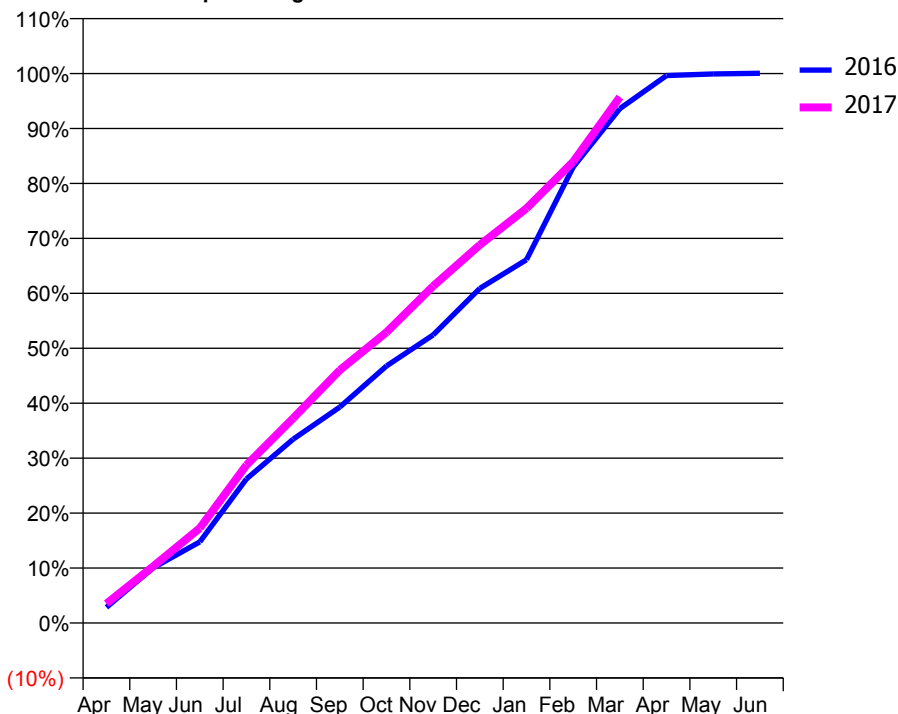
ACCESS*

Patients seen in 24 months	Total	Change since previous quarter
Quarter ending March 2016	5,860	
Quarter ending June 2016	6,149	↑
Quarter ending September 2016	6,249	→
Quarter ending December 2016	6,313	→
Quarter ending March 2017	6,498	↑
Variance since March 2016	10.9%	↑



ACTIVITY

Cumulative percentage of contracted UDA delivered 2016 & 2017



Month	Adjusted Scheduled Activity (UDA)	
	2016	2017
April	439	588
May	1,546	1,715
June	2,275	2,874
July	4,037	4,781
August	5,153	6,198
September	6,053	7,657
October	7,202	8,803
November	8,073	10,201
December	9,379	11,447
January	10,181	12,555
February	12,780	13,966
March	14,417	15,927
April	15,343	
May	15,389	
June	15,407	

QUALITY

	Quantity	Base Number	Contract	AT	Region	England
% of FP17s for the same patient ID Re-attending within 3 months - Children	156	2,314	6.7%	10.9%	12.0%	12.3%
% of FP17s for the same patient ID Re-attending within 3 months - Adults	812	6,573	12.4%	15.2%	16.0%	16.7%
% of FP17s for the same patient ID Re-attending between 3 & 9 months - Children	1,323	2,314	57.2%	61.3%	58.8%	57.6%
% of FP17s for the same patient ID Re-attending between 3 & 9 months - Adults	3,379	6,573	51.4%	54.8%	51.2%	50.1%
% of FP17s for Band 1 Urgent Courses	649	8,408	7.7%	7.0%	8.0%	9.1%
% of FP17s Relating to Free Repair or Replacements	109	8,408	1.3%	0.8%	0.8%	0.8%
% of FP17s Relating to Continuations	37	8,408	0.4%	1.6%	1.2%	1.2%
% of Patients satisfied with the dentistry they have received	8	9	N/A	92.3%	92.7%	92.8%
% of Patients satisfied with the time they had to wait for an appointment	6	9	N/A	88.0%	89.1%	88.7%

* This is based on patients treated on this contract for their most recent course of treatment. Figures in italics indicate the base number of FP17s or Patient Questionnaire responses are less than 100. N/A is shown where the base number of responses is less than 10 during the period. % is calculated as Quantity/Base number*100

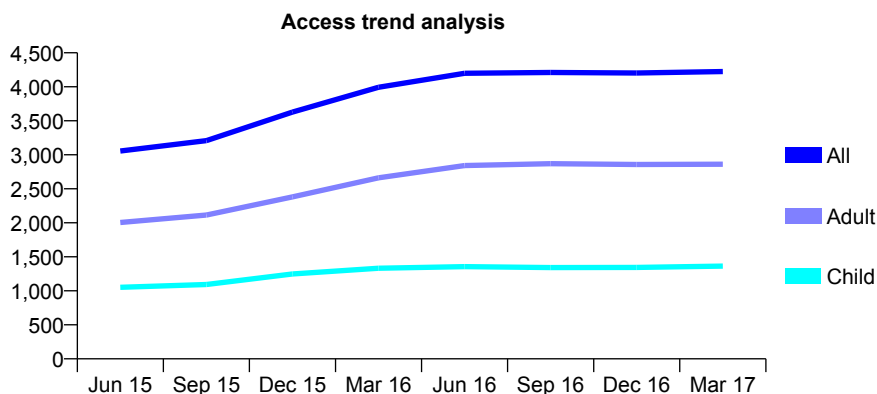
Q55 - Vital Signs At a Glance Contract Report for 101362/0026 - March 2017

Name or company name	Rodericks Dental Limited
Contract type name	GDS Contract
Purpose of contract	General
Contract start date	16/11/2009
Contract end date	

16/17 Contracted general activity (UDA)	12,524
Carry forward general activity (UDA)	-146
16/17 Contracted orthodontic activity (UOA)	0
Carry forward orthodontic activity (UOA)	0
Baseline contract value	£319,505.29

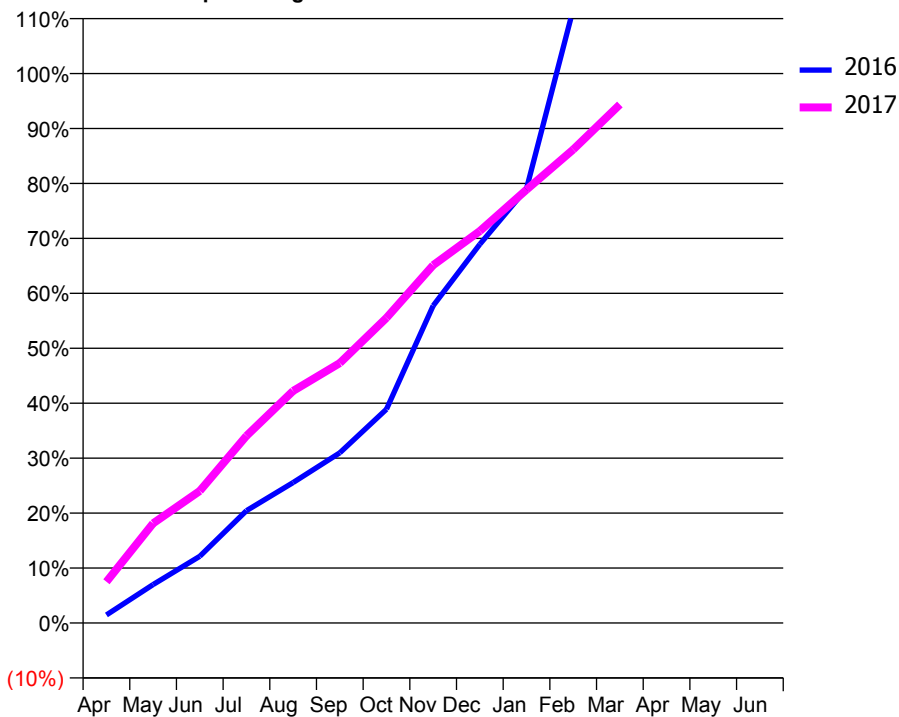
ACCESS*

Patients seen in 24 months	Total	Change since previous quarter
Quarter ending March 2016	3,994	
Quarter ending June 2016	4,199	↑
Quarter ending September 2016	4,211	→
Quarter ending December 2016	4,203	→
Quarter ending March 2017	4,224	→
Variance since March 2016	5.8%	↑



ACTIVITY

Cumulative percentage of contracted UDA delivered 2016 & 2017



Month	Adjusted Scheduled Activity (UDA)	
	2016	2017
April	107	940
May	511	2,272
June	887	3,010
July	1,494	4,266
August	1,868	5,289
September	2,264	5,925
October	2,843	6,954
November	4,219	8,157
December	5,036	8,934
January	5,776	9,877
February	8,157	10,790
March	9,171	11,818
April	9,383	
May	9,452	
June	9,470	

QUALITY

	Quantity	Base Number	Contract	AT	Region	England
% of FP17s for the same patient ID Re-attending within 3 months - Children	196	1,975	9.9%	10.9%	12.0%	12.3%
% of FP17s for the same patient ID Re-attending within 3 months - Adults	788	4,101	19.2%	15.2%	16.0%	16.7%
% of FP17s for the same patient ID Re-attending between 3 & 9 months - Children	1,183	1,975	59.9%	61.3%	58.8%	57.6%
% of FP17s for the same patient ID Re-attending between 3 & 9 months - Adults	2,279	4,101	55.6%	54.8%	51.2%	50.1%
% of FP17s for Band 1 Urgent Courses	520	5,918	8.8%	7.0%	8.0%	9.1%
% of FP17s Relating to Free Repair or Replacements	57	5,918	1.0%	0.8%	0.8%	0.8%
% of FP17s Relating to Continuations	26	5,918	0.4%	1.6%	1.2%	1.2%
% of Patients satisfied with the dentistry they have received	2	4	N/A	92.3%	92.7%	92.8%
% of Patients satisfied with the time they had to wait for an appointment	4	4	N/A	88.0%	89.1%	88.7%

* This is based on patients treated on this contract for their most recent course of treatment. Figures in italics indicate the base number of FP17s or Patient Questionnaire responses are less than 100. N/A is shown where the base number of responses is less than 10 during the period. % is calculated as Quantity/Base number*100

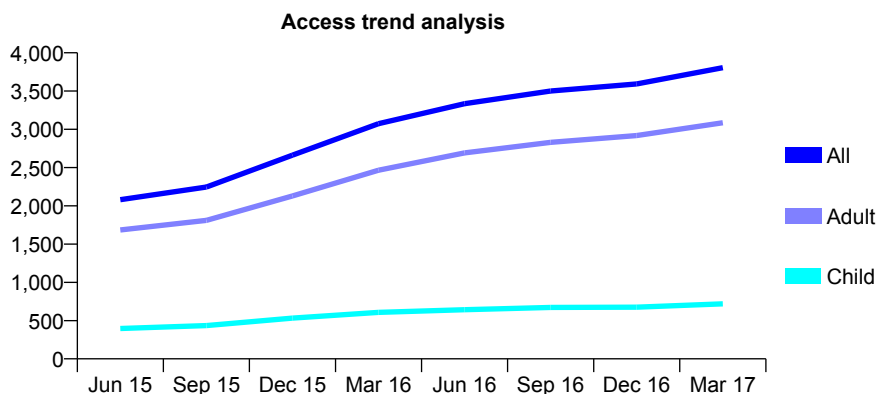
Q55 - Vital Signs At a Glance Contract Report for 101362/0027 - March 2017

Name or company name	Rodericks Dental Limited
Contract type name	GDS Contract
Purpose of contract	General
Contract start date	13/01/2010
Contract end date	

16/17 Contracted general activity (UDA)	12,042
Carry forward general activity (UDA)	-140
16/17 Contracted orthodontic activity (UOA)	0
Carry forward orthodontic activity (UOA)	0
Baseline contract value	£307,223.21

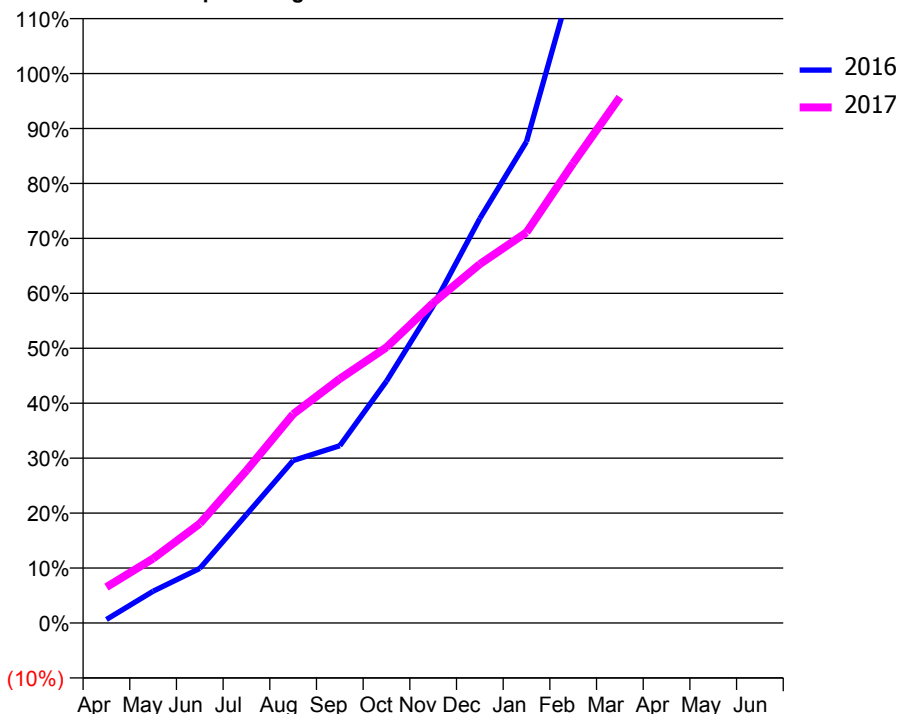
ACCESS*

Patients seen in 24 months	Total	Change since previous quarter
Quarter ending March 2016	3,074	
Quarter ending June 2016	3,335	↑
Quarter ending September 2016	3,501	↑
Quarter ending December 2016	3,593	↑
Quarter ending March 2017	3,805	↑
Variance since March 2016	23.8%	↑



ACTIVITY

Cumulative percentage of contracted UDA delivered 2016 & 2017



Month	Adjusted Scheduled Activity (UDA)	
	2016	2017
April	45	789
May	406	1,414
June	698	2,180
July	1,387	3,341
August	2,077	4,578
September	2,266	5,353
October	3,092	6,043
November	4,053	7,016
December	5,171	7,864
January	6,156	8,560
February	8,263	10,076
March	8,979	11,524
April	9,455	
May	9,470	
June	9,479	

QUALITY

	Quantity	Base Number	Contract	AT	Region	England
% of FP17s for the same patient ID Re-attending within 3 months - Children	74	1,043	7.1%	10.9%	12.0%	12.3%
% of FP17s for the same patient ID Re-attending within 3 months - Adults	639	4,375	14.6%	15.2%	16.0%	16.7%
% of FP17s for the same patient ID Re-attending between 3 & 9 months - Children	535	1,043	51.3%	61.3%	58.8%	57.6%
% of FP17s for the same patient ID Re-attending between 3 & 9 months - Adults	2,149	4,375	49.1%	54.8%	51.2%	50.1%
% of FP17s for Band 1 Urgent Courses	393	5,225	7.5%	7.0%	8.0%	9.1%
% of FP17s Relating to Free Repair or Replacements	35	5,225	0.7%	0.8%	0.8%	0.8%
% of FP17s Relating to Continuations	16	5,225	0.3%	1.6%	1.2%	1.2%
% of Patients satisfied with the dentistry they have received	3	3	N/A	92.3%	92.7%	92.8%
% of Patients satisfied with the time they had to wait for an appointment	3	3	N/A	88.0%	89.1%	88.7%

* This is based on patients treated on this contract for their most recent course of treatment. Figures in italics indicate the base number of FP17s or Patient Questionnaire responses are less than 100. N/A is shown where the base number of responses is less than 10 during the period. % is calculated as Quantity/Base number*100

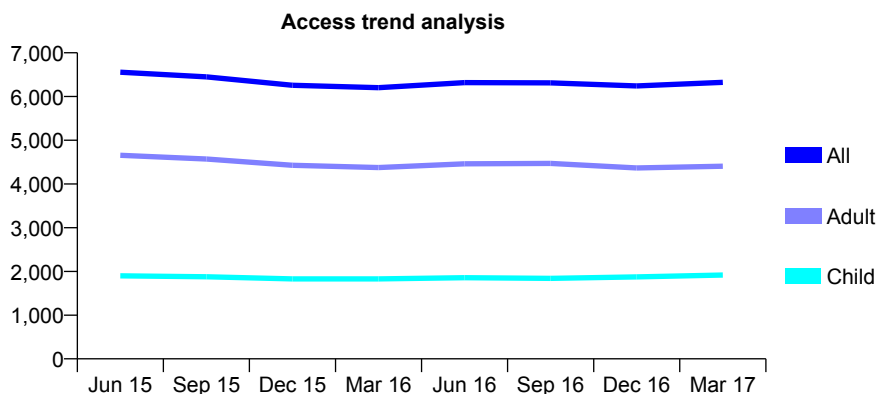
Q55 - Vital Signs At a Glance Contract Report for 101362/0032 - March 2017

Name or company name	Rodericks Dental Limited
Contract type name	PDS Plus Contract
Purpose of contract	General
Contract start date	01/10/2010
Contract end date	31/03/2017

16/17 Contracted general activity (UDA)	20,500
Carry forward general activity (UDA)	0
16/17 Contracted orthodontic activity (UOA)	0
Carry forward orthodontic activity (UOA)	0
Baseline contract value	£401,599.16

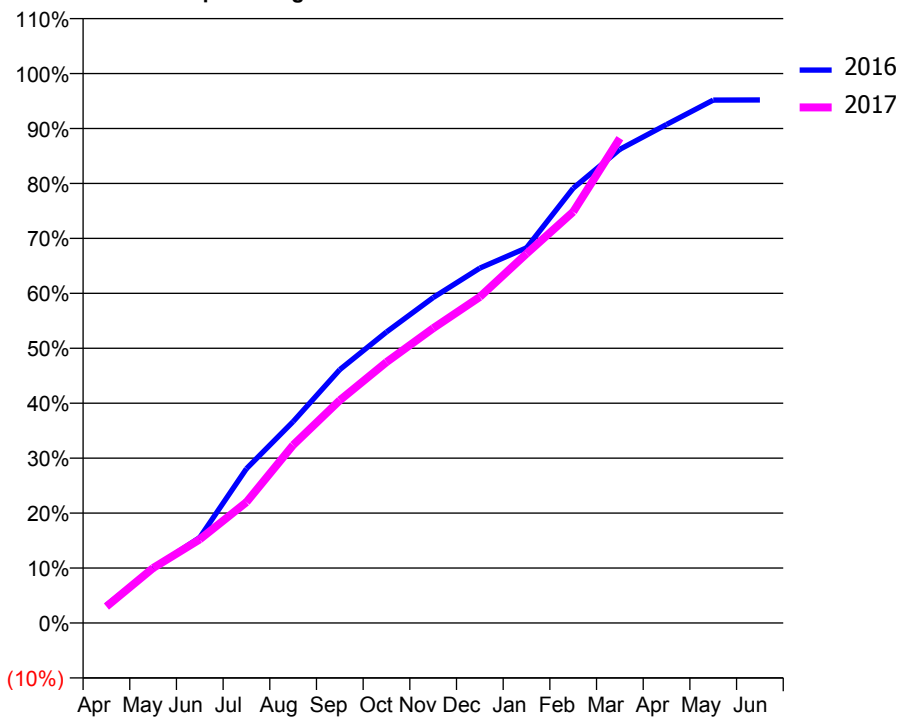
ACCESS*

Patients seen in 24 months	Total	Change since previous quarter
Quarter ending March 2016	6,203	
Quarter ending June 2016	6,317	→
Quarter ending September 2016	6,313	→
Quarter ending December 2016	6,242	↓
Quarter ending March 2017	6,323	→
Variance since March 2016	1.9%	→



ACTIVITY

Cumulative percentage of contracted UDA delivered 2016 & 2017



Month	Adjusted Scheduled Activity (UDA)	
	2016	2017
April	663	614
May	2,040	2,054
June	3,190	3,121
July	5,760	4,507
August	7,517	6,637
September	9,452	8,312
October	10,860	9,731
November	12,142	10,996
December	13,241	12,167
January	13,998	13,778
February	16,222	15,338
March	17,672	18,085
April	18,597	
May	19,509	
June	19,512	

QUALITY

	Quantity	Base Number	Contract	AT	Region	England
% of FP17s for the same patient ID Re-attending within 3 months - Children	238	2,489	9.6%	10.9%	12.0%	12.3%
% of FP17s for the same patient ID Re-attending within 3 months - Adults	1,050	6,138	17.1%	15.2%	16.0%	16.7%
% of FP17s for the same patient ID Re-attending between 3 & 9 months - Children	1,178	2,489	47.3%	61.3%	58.8%	57.6%
% of FP17s for the same patient ID Re-attending between 3 & 9 months - Adults	2,857	6,138	46.5%	54.8%	51.2%	50.1%
% of FP17s for Band 1 Urgent Courses	900	7,725	11.7%	7.0%	8.0%	9.1%
% of FP17s Relating to Free Repair or Replacements	67	7,725	0.9%	0.8%	0.8%	0.8%
% of FP17s Relating to Continuations	20	7,725	0.3%	1.6%	1.2%	1.2%
% of Patients satisfied with the dentistry they have received	16	19	84.2%	92.3%	92.7%	92.8%
% of Patients satisfied with the time they had to wait for an appointment	17	19	89.5%	88.0%	89.1%	88.7%

* This is based on patients treated on this contract for their most recent course of treatment. Figures in italics indicate the base number of FP17s or Patient Questionnaire responses are less than 100. N/A is shown where the base number of responses is less than 10 during the period. % is calculated as Quantity/Base number*100

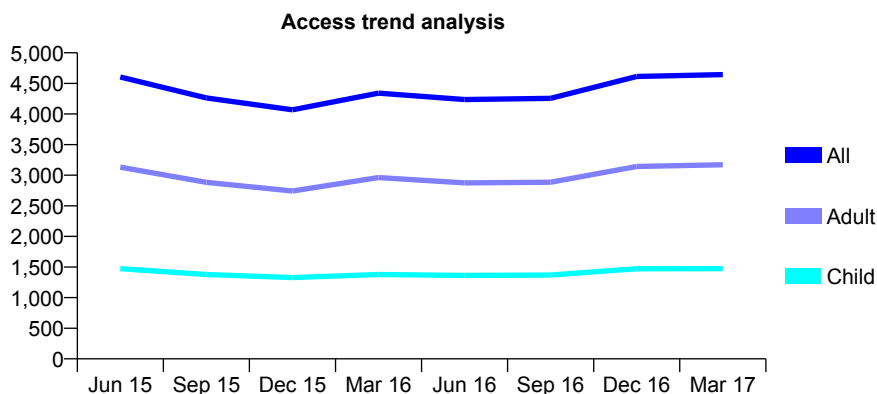
Q55 - Vital Signs At a Glance Contract Report for 101362/0036 - March 2017

Name or company name	Rodericks Dental Limited
Contract type name	PDS Plus Contract
Purpose of contract	General
Contract start date	01/11/2010
Contract end date	31/03/2017

16/17 Contracted general activity (UDA)	16,500
Carry forward general activity (UDA)	0
16/17 Contracted orthodontic activity (UOA)	0
Carry forward orthodontic activity (UOA)	0
Baseline contract value	£292,399.04

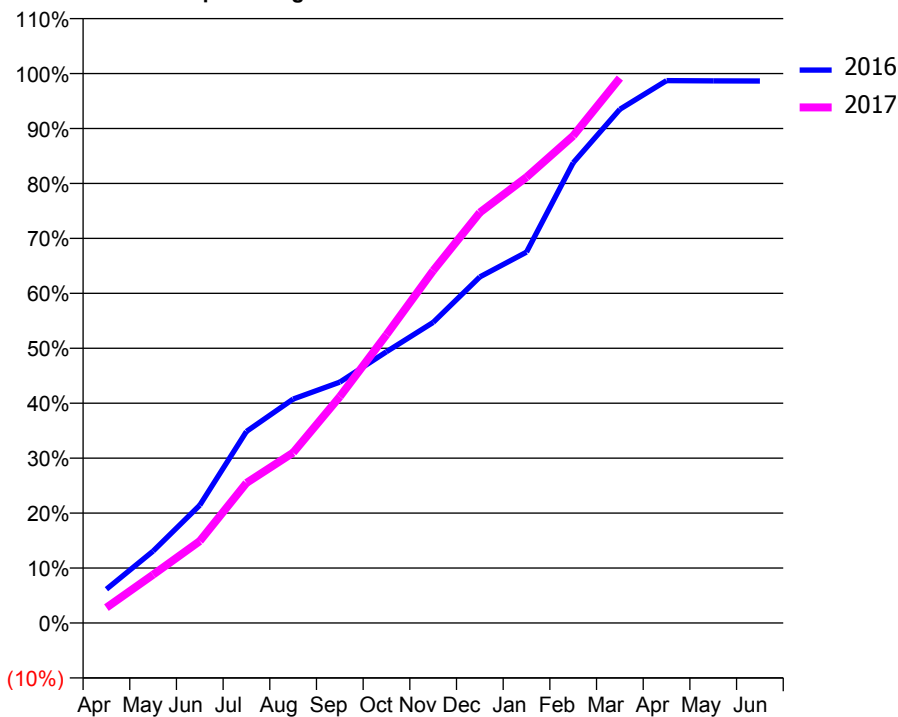
ACCESS*

Patients seen in 24 months	Total	Change since previous quarter
Quarter ending March 2016	4,340	
Quarter ending June 2016	4,237	↓
Quarter ending September 2016	4,255	→
Quarter ending December 2016	4,614	↑
Quarter ending March 2017	4,643	→
Variance since March 2016	7.0%	↑



ACTIVITY

Cumulative percentage of contracted UDA delivered 2016 & 2017



Adjusted Scheduled Activity (UDA)

Month	2016	2017
April	1,014	463
May	2,160	1,452
June	3,536	2,462
July	5,751	4,207
August	6,726	5,115
September	7,233	6,796
October	8,146	8,659
November	9,028	10,579
December	10,394	12,326
January	11,136	13,389
February	13,819	14,628
March	15,426	16,362
April	16,286	
May	16,279	
June	16,274	

QUALITY

	Quantity	Base Number	Contract	AT	Region	England
% of FP17s for the same patient ID Re-attending within 3 months - Children	230	1,981	11.6%	10.9%	12.0%	12.3%
% of FP17s for the same patient ID Re-attending within 3 months - Adults	932	4,572	20.4%	15.2%	16.0%	16.7%
% of FP17s for the same patient ID Re-attending between 3 & 9 months - Children	932	1,981	47.0%	61.3%	58.8%	57.6%
% of FP17s for the same patient ID Re-attending between 3 & 9 months - Adults	2,002	4,572	43.8%	54.8%	51.2%	50.1%
% of FP17s for Band 1 Urgent Courses	667	6,282	10.6%	7.0%	8.0%	9.1%
% of FP17s Relating to Free Repair or Replacements	55	6,282	0.9%	0.8%	0.8%	0.8%
% of FP17s Relating to Continuations	25	6,282	0.4%	1.6%	1.2%	1.2%
% of Patients satisfied with the dentistry they have received	10	11	90.9%	92.3%	92.7%	92.8%
% of Patients satisfied with the time they had to wait for an appointment	10	11	90.9%	88.0%	89.1%	88.7%

* This is based on patients treated on this contract for their most recent course of treatment. Figures in italics indicate the base number of FP17s or Patient Questionnaire responses are less than 100. N/A is shown where the base number of responses is less than 10 during the period. % is calculated as Quantity/Base number*100

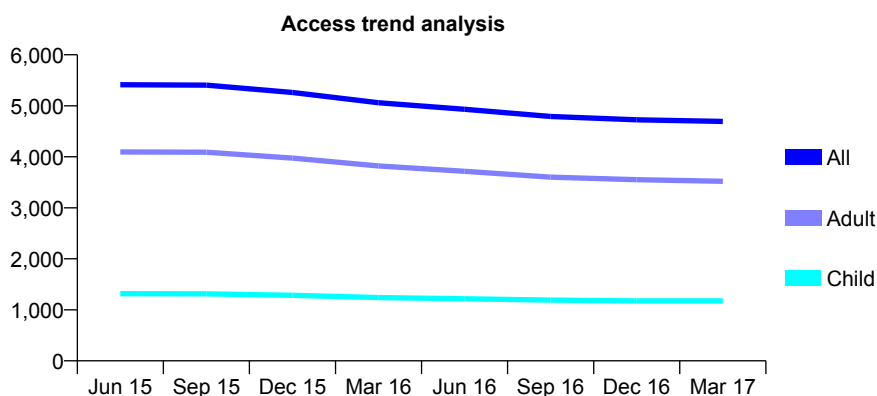
Q55 - Vital Signs At a Glance Contract Report for 101370/0040 - March 2017

Name or company name	Petrie Tucker and Partners Ltd
Contract type name	GDS Contract
Purpose of contract	General
Contract start date	01/04/2006
Contract end date	

16/17 Contracted general activity (UDA)	15,000
Carry forward general activity (UDA)	-210
16/17 Contracted orthodontic activity (UOA)	0
Carry forward orthodontic activity (UOA)	0
Baseline contract value	£346,731.40

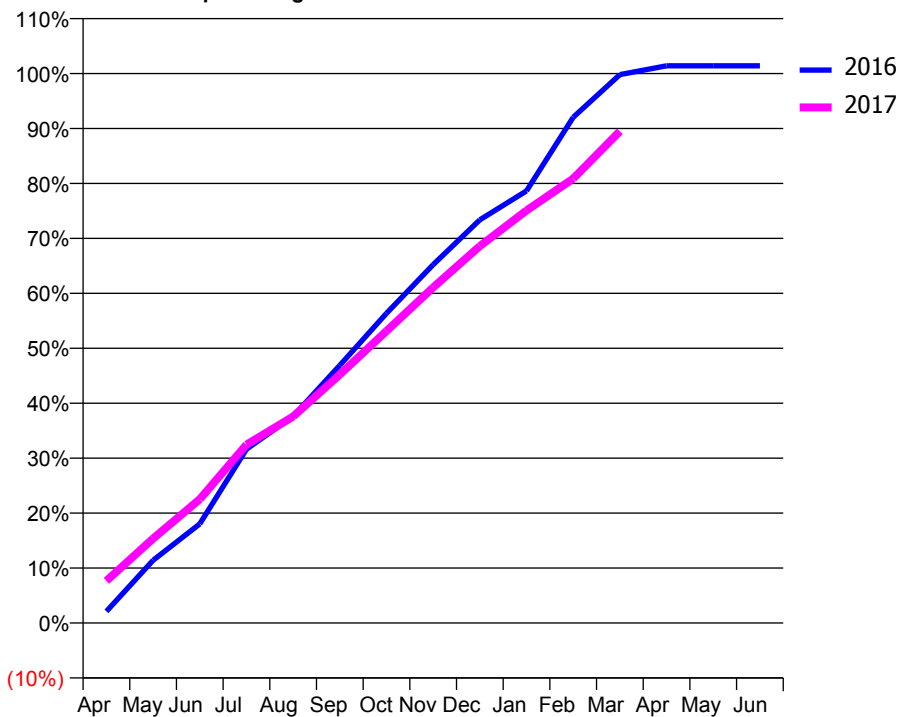
ACCESS*

Patients seen in 24 months	Total	Change since previous quarter
Quarter ending March 2016	5,060	
Quarter ending June 2016	4,933	↓
Quarter ending September 2016	4,791	↓
Quarter ending December 2016	4,726	↓
Quarter ending March 2017	4,695	→
Variance since March 2016	(7.2%)	↓



ACTIVITY

Cumulative percentage of contracted UDA delivered 2016 & 2017



Month	Adjusted Scheduled Activity (UDA)	
	2016	2017
April	320	1,151
May	1,714	2,307
June	2,708	3,380
July	4,743	4,869
August	5,643	5,635
September	7,033	6,784
October	8,455	7,971
November	9,781	9,160
December	11,007	10,289
January	11,797	11,262
February	13,804	12,132
March	14,968	13,423
April	15,210	
May	15,210	
June	15,210	

QUALITY

	Quantity	Base Number	Contract	AT	Region	England
% of FP17s for the same patient ID Re-attending within 3 months - Children	83	1,472	5.6%	10.9%	12.0%	12.3%
% of FP17s for the same patient ID Re-attending within 3 months - Adults	441	4,183	10.5%	15.2%	16.0%	16.7%
% of FP17s for the same patient ID Re-attending between 3 & 9 months - Children	778	1,472	52.9%	61.3%	58.8%	57.6%
% of FP17s for the same patient ID Re-attending between 3 & 9 months - Adults	1,930	4,183	46.1%	54.8%	51.2%	50.1%
% of FP17s for Band 1 Urgent Courses	338	5,529	6.1%	7.0%	8.0%	9.1%
% of FP17s Relating to Free Repair or Replacements	16	5,529	0.3%	0.8%	0.8%	0.8%
% of FP17s Relating to Continuations	103	5,529	1.9%	1.6%	1.2%	1.2%
% of Patients satisfied with the dentistry they have received	7	8	N/A	92.3%	92.7%	92.8%
% of Patients satisfied with the time they had to wait for an appointment	8	8	N/A	88.0%	89.1%	88.7%

* This is based on patients treated on this contract for their most recent course of treatment. Figures in italics indicate the base number of FP17s or Patient Questionnaire responses are less than 100. N/A is shown where the base number of responses is less than 10 during the period. % is calculated as Quantity/Base number*100

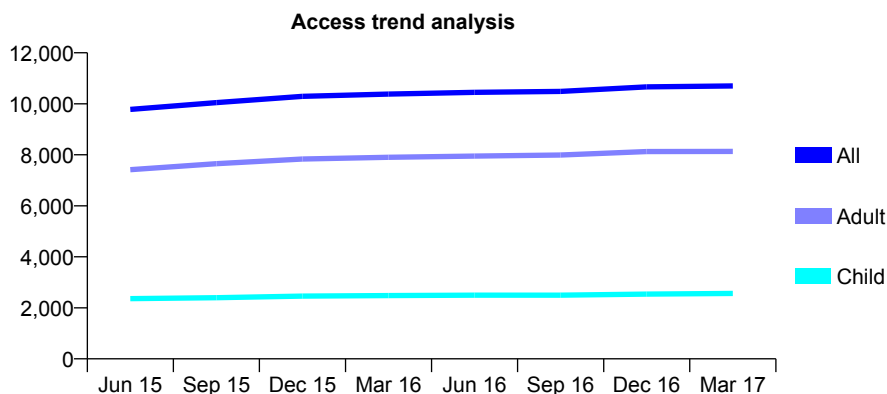
Q55 - Vital Signs At a Glance Contract Report for 101370/0071 - March 2017

Name or company name	Petrie Tucker and Partners Ltd
Contract type name	GDS Contract
Purpose of contract	General
Contract start date	01/07/2006
Contract end date	

16/17 Contracted general activity (UDA)	28,992
Carry forward general activity (UDA)	-11
16/17 Contracted orthodontic activity (UOA)	0
Carry forward orthodontic activity (UOA)	0
Baseline contract value	£568,601.79

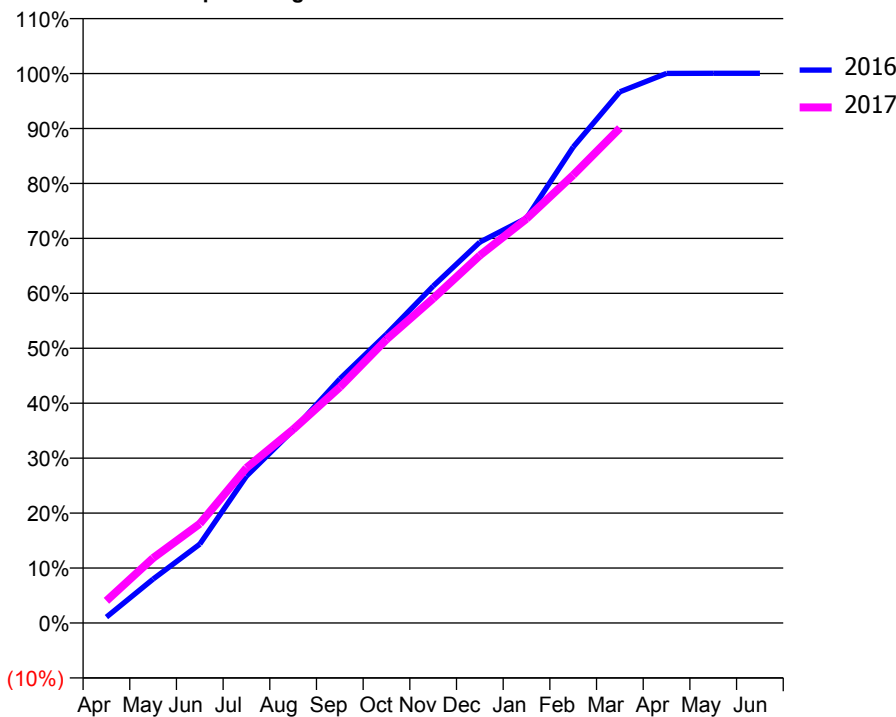
ACCESS*

Patients seen in 24 months	Total	Change since previous quarter
Quarter ending March 2016	10,383	
Quarter ending June 2016	10,451	→
Quarter ending September 2016	10,485	→
Quarter ending December 2016	10,664	→
Quarter ending March 2017	10,700	→
Variance since March 2016	3.1%	↑



ACTIVITY

Cumulative percentage of contracted UDA delivered 2016 & 2017



Month	Adjusted Scheduled Activity (UDA)	
	2016	2017
April	315	1,173
May	2,319	3,432
June	4,165	5,241
July	7,746	8,183
August	10,174	10,215
September	12,879	12,442
October	15,240	14,959
November	17,776	17,119
December	20,095	19,396
January	21,363	21,328
February	25,113	23,638
March	28,029	26,113
April	28,994	
May	29,006	
June	29,003	

QUALITY

	Quantity	Base Number	Contract	AT	Region	England
% of FP17s for the same patient ID Re-attending within 3 months - Children	224	3,480	6.4%	10.9%	12.0%	12.3%
% of FP17s for the same patient ID Re-attending within 3 months - Adults	948	9,687	9.8%	15.2%	16.0%	16.7%
% of FP17s for the same patient ID Re-attending between 3 & 9 months - Children	2,013	3,480	57.8%	61.3%	58.8%	57.6%
% of FP17s for the same patient ID Re-attending between 3 & 9 months - Adults	5,156	9,687	53.2%	54.8%	51.2%	50.1%
% of FP17s for Band 1 Urgent Courses	200	12,731	1.6%	7.0%	8.0%	9.1%
% of FP17s Relating to Free Repair or Replacements	112	12,731	0.9%	0.8%	0.8%	0.8%
% of FP17s Relating to Continuations	340	12,731	2.7%	1.6%	1.2%	1.2%
% of Patients satisfied with the dentistry they have received	8	8	N/A	92.3%	92.7%	92.8%
% of Patients satisfied with the time they had to wait for an appointment	7	8	N/A	88.0%	89.1%	88.7%

* This is based on patients treated on this contract for their most recent course of treatment. Figures in italics indicate the base number of FP17s or Patient Questionnaire responses are less than 100. N/A is shown where the base number of responses is less than 10 during the period. % is calculated as Quantity/Base number*100

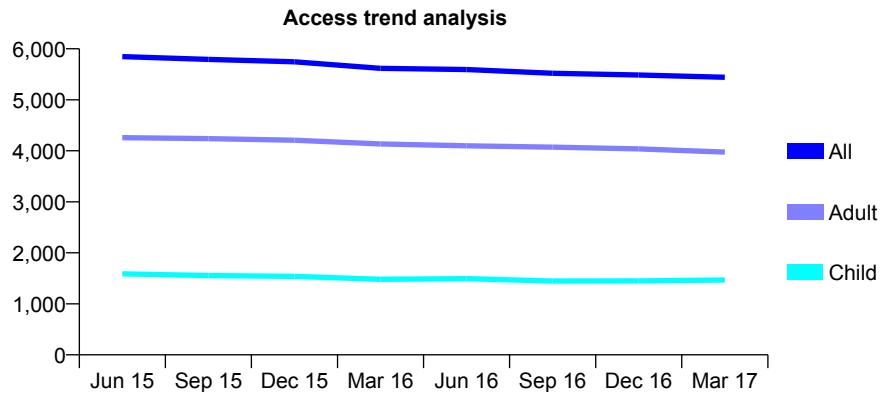
Q55 - Vital Signs At a Glance Contract Report for 101370/0076 - March 2017

Name or company name	Petrie Tucker and Partners Ltd
Contract type name	GDS Contract
Purpose of contract	General
Contract start date	01/04/2006
Contract end date	

16/17 Contracted general activity (UDA)	18,058
Carry forward general activity (UDA)	0
16/17 Contracted orthodontic activity (UOA)	0
Carry forward orthodontic activity (UOA)	0
Baseline contract value	£486,526.74

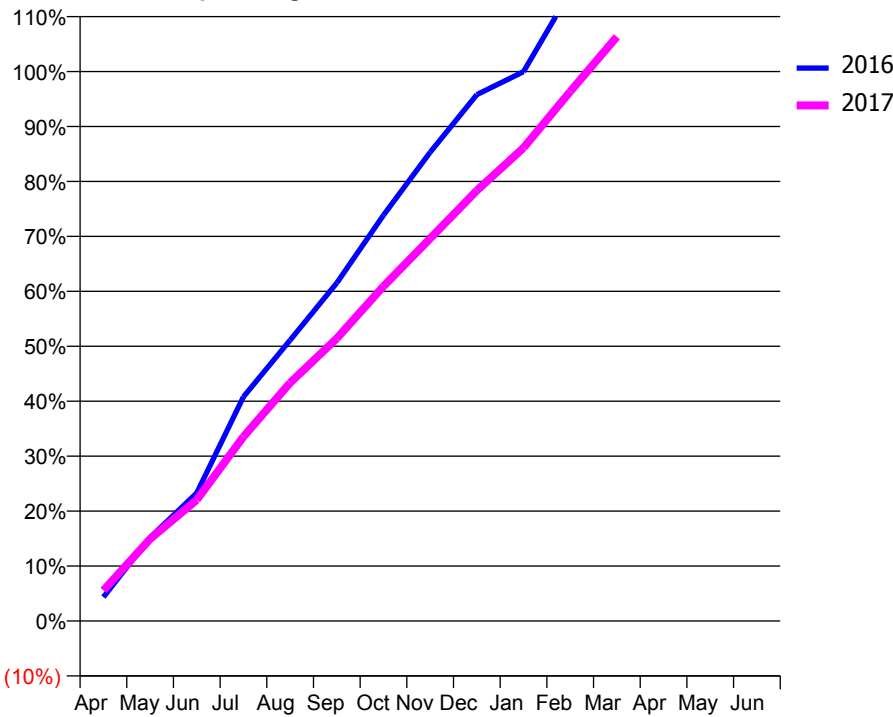
ACCESS*

Patients seen in 24 months	Total	Change since previous quarter
Quarter ending March 2016	5,616	
Quarter ending June 2016	5,594	→
Quarter ending September 2016	5,520	↓
Quarter ending December 2016	5,486	→
Quarter ending March 2017	5,442	→
Variance since March 2016	(3.1%)	↓



ACTIVITY

Cumulative percentage of contracted UDA delivered 2016 & 2017



Month	Adjusted Scheduled Activity (UDA)	
	2016	2017
April	788	1,005
May	2,747	2,696
June	4,207	3,983
July	7,370	6,057
August	9,230	7,830
September	11,110	9,286
October	13,337	11,003
November	15,405	12,569
December	17,300	14,148
January	18,050	15,550
February	20,667	17,399
March	22,421	19,199
April	23,071	
May	23,076	
June	23,076	

QUALITY

	Quantity	Base Number	Contract	AT	Region	England
% of FP17s for the same patient ID Re-attending within 3 months - Children	105	1,675	6.3%	10.9%	12.0%	12.3%
% of FP17s for the same patient ID Re-attending within 3 months - Adults	569	4,267	13.3%	15.2%	16.0%	16.7%
% of FP17s for the same patient ID Re-attending between 3 & 9 months - Children	653	1,675	39.0%	61.3%	58.8%	57.6%
% of FP17s for the same patient ID Re-attending between 3 & 9 months - Adults	1,687	4,267	39.5%	54.8%	51.2%	50.1%
% of FP17s for Band 1 Urgent Courses	263	5,753	4.6%	7.0%	8.0%	9.1%
% of FP17s Relating to Free Repair or Replacements	77	5,753	1.3%	0.8%	0.8%	0.8%
% of FP17s Relating to Continuations	97	5,753	1.7%	1.6%	1.2%	1.2%
% of Patients satisfied with the dentistry they have received	15	15	100.0%	92.3%	92.7%	92.8%
% of Patients satisfied with the time they had to wait for an appointment	15	15	100.0%	88.0%	89.1%	88.7%

* This is based on patients treated on this contract for their most recent course of treatment. Figures in italics indicate the base number of FP17s or Patient Questionnaire responses are less than 100. N/A is shown where the base number of responses is less than 10 during the period. % is calculated as Quantity/Base number*100

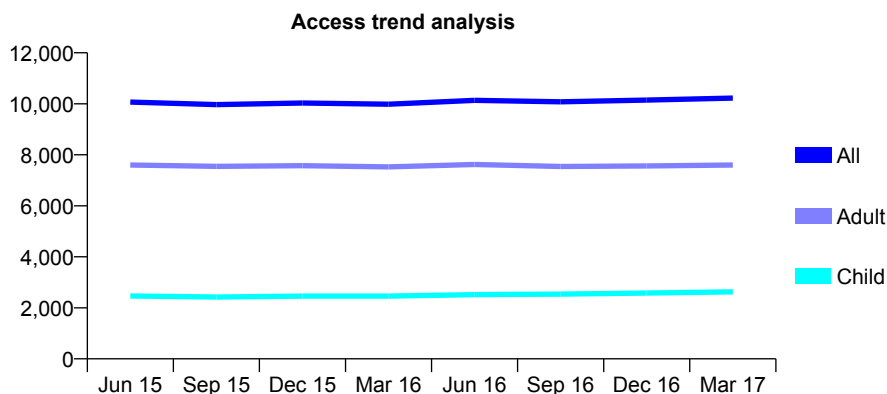
Q55 - Vital Signs At a Glance Contract Report for 101370/0077 - March 2017

Name or company name	Petrie Tucker and Partners Ltd
Contract type name	GDS Contract
Purpose of contract	General
Contract start date	01/04/2006
Contract end date	

16/17 Contracted general activity (UDA)	29,016
Carry forward general activity (UDA)	0
16/17 Contracted orthodontic activity (UOA)	0
Carry forward orthodontic activity (UOA)	0
Baseline contract value	£782,034.87

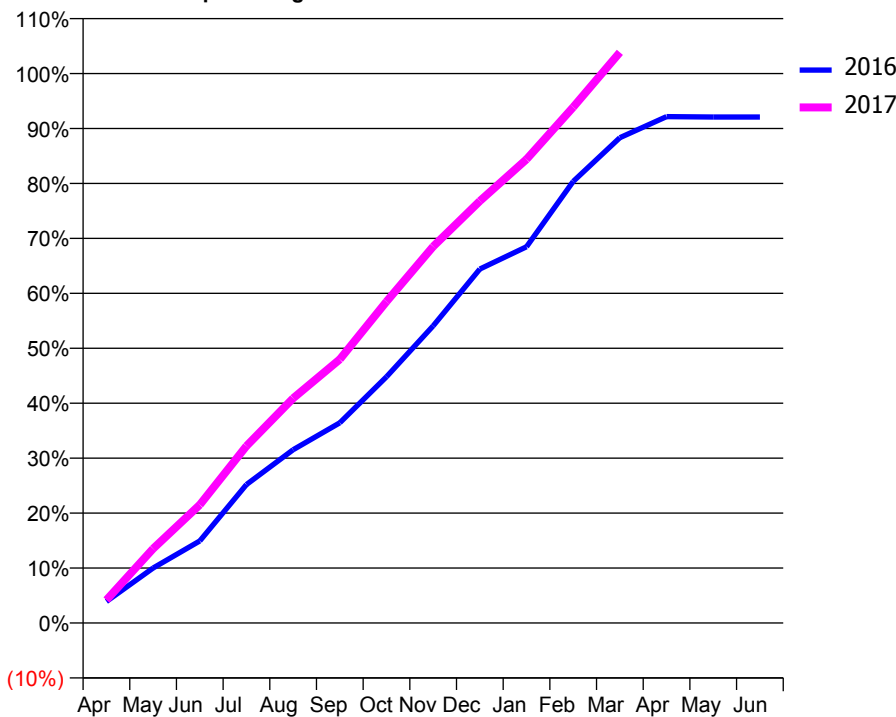
ACCESS*

Patients seen in 24 months	Total	Change since previous quarter
Quarter ending March 2016	9,985	
Quarter ending June 2016	10,138	→
Quarter ending September 2016	10,080	→
Quarter ending December 2016	10,144	→
Quarter ending March 2017	10,226	→
Variance since March 2016	2.4%	↑



ACTIVITY

Cumulative percentage of contracted UDA delivered 2016 & 2017



Adjusted Scheduled Activity (UDA)

Month	2016	2017
April	1,139	1,216
May	2,903	3,923
June	4,336	6,241
July	7,315	9,348
August	9,148	11,865
September	10,571	13,923
October	13,004	16,971
November	15,691	19,881
December	18,693	22,284
January	19,870	24,485
February	23,316	27,236
March	25,626	30,137
April	26,736	
May	26,718	
June	26,718	

QUALITY

	Quantity	Base Number	Contract	AT	Region	England
% of FP17s for the same patient ID Re-attending within 3 months - Children	179	3,402	5.3%	10.9%	12.0%	12.3%
% of FP17s for the same patient ID Re-attending within 3 months - Adults	844	9,470	8.9%	15.2%	16.0%	16.7%
% of FP17s for the same patient ID Re-attending between 3 & 9 months - Children	1,653	3,402	48.6%	61.3%	58.8%	57.6%
% of FP17s for the same patient ID Re-attending between 3 & 9 months - Adults	4,916	9,470	51.9%	54.8%	51.2%	50.1%
% of FP17s for Band 1 Urgent Courses	343	12,448	2.8%	7.0%	8.0%	9.1%
% of FP17s Relating to Free Repair or Replacements	88	12,448	0.7%	0.8%	0.8%	0.8%
% of FP17s Relating to Continuations	163	12,448	1.3%	1.6%	1.2%	1.2%
% of Patients satisfied with the dentistry they have received	22	22	100.0%	92.3%	92.7%	92.8%
% of Patients satisfied with the time they had to wait for an appointment	20	22	90.9%	88.0%	89.1%	88.7%

* This is based on patients treated on this contract for their most recent course of treatment. Figures in italics indicate the base number of FP17s or Patient Questionnaire responses are less than 100. N/A is shown where the base number of responses is less than 10 during the period. % is calculated as Quantity/Base number*100

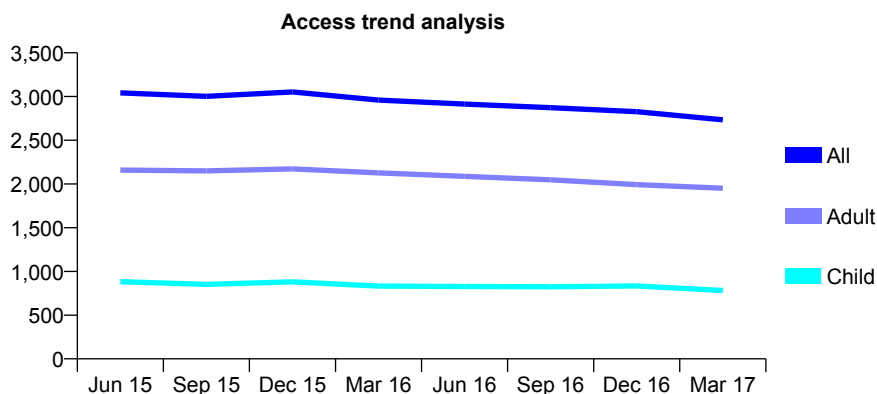
Q55 - Vital Signs At a Glance Contract Report for 101370/0078 - March 2017

Name or company name	Petrie Tucker and Partners Ltd
Contract type name	GDS Contract
Purpose of contract	General
Contract start date	01/04/2006
Contract end date	

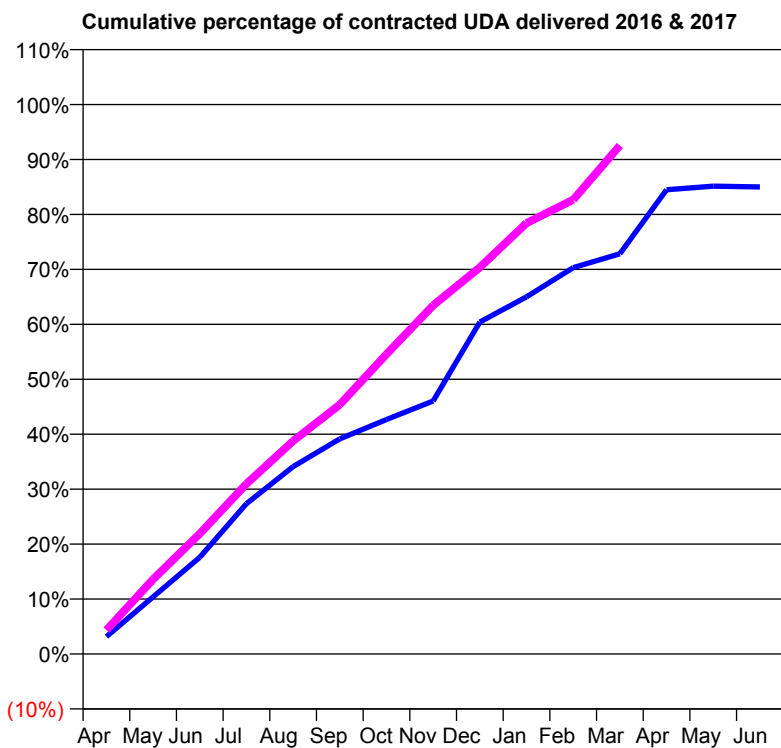
16/17 Contracted general activity (UDA)	8,386
Carry forward general activity (UDA)	0
16/17 Contracted orthodontic activity (UOA)	0
Carry forward orthodontic activity (UOA)	0
Baseline contract value	£322,707.36

ACCESS*

Patients seen in 24 months	Total	Change since previous quarter
Quarter ending March 2016	2,959	
Quarter ending June 2016	2,914	↓
Quarter ending September 2016	2,873	↓
Quarter ending December 2016	2,826	↓
Quarter ending March 2017	2,734	↓
Variance since March 2016	(7.6%)	↓



ACTIVITY



Month	Adjusted Scheduled Activity (UDA)	
	2016	2017
April	266	365
May	872	1,142
June	1,476	1,836
July	2,294	2,598
August	2,860	3,251
September	3,284	3,806
October	3,580	4,576
November	3,862	5,321
December	5,067	5,900
January	5,451	6,577
February	5,897	6,932
March	6,109	7,761
April	7,084	
May	7,139	
June	7,127	

QUALITY

	Quantity	Base Number	Contract	AT	Region	England
% of FP17s for the same patient ID Re-attending within 3 months - Children	95	1,083	8.8%	10.9%	12.0%	12.3%
% of FP17s for the same patient ID Re-attending within 3 months - Adults	535	2,478	21.6%	15.2%	16.0%	16.7%
% of FP17s for the same patient ID Re-attending between 3 & 9 months - Children	452	1,083	41.7%	61.3%	58.8%	57.6%
% of FP17s for the same patient ID Re-attending between 3 & 9 months - Adults	897	2,478	36.2%	54.8%	51.2%	50.1%
% of FP17s for Band 1 Urgent Courses	43	3,115	1.4%	7.0%	8.0%	9.1%
% of FP17s Relating to Free Repair or Replacements	50	3,115	1.6%	0.8%	0.8%	0.8%
% of FP17s Relating to Continuations	274	3,115	8.8%	1.6%	1.2%	1.2%
% of Patients satisfied with the dentistry they have received	1	4	N/A	92.3%	92.7%	92.8%
% of Patients satisfied with the time they had to wait for an appointment	3	4	N/A	88.0%	89.1%	88.7%

* This is based on patients treated on this contract for their most recent course of treatment. Figures in italics indicate the base number of FP17s or Patient Questionnaire responses are less than 100. N/A is shown where the base number of responses is less than 10 during the period. % is calculated as Quantity/Base number*100

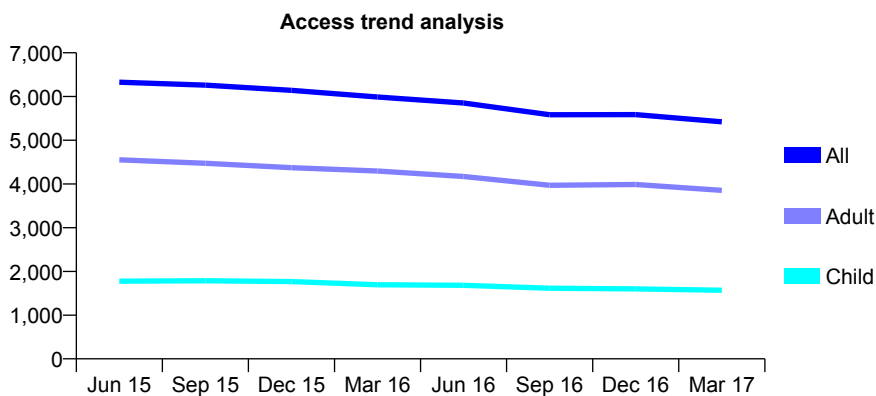
Q55 - Vital Signs At a Glance Contract Report for 101370/0079 - March 2017

Name or company name	Petrie Tucker and Partners Ltd
Contract type name	GDS Contract
Purpose of contract	General
Contract start date	01/04/2006
Contract end date	

16/17 Contracted general activity (UDA)	14,432
Carry forward general activity (UDA)	0
16/17 Contracted orthodontic activity (UOA)	0
Carry forward orthodontic activity (UOA)	0
Baseline contract value	£388,142.35

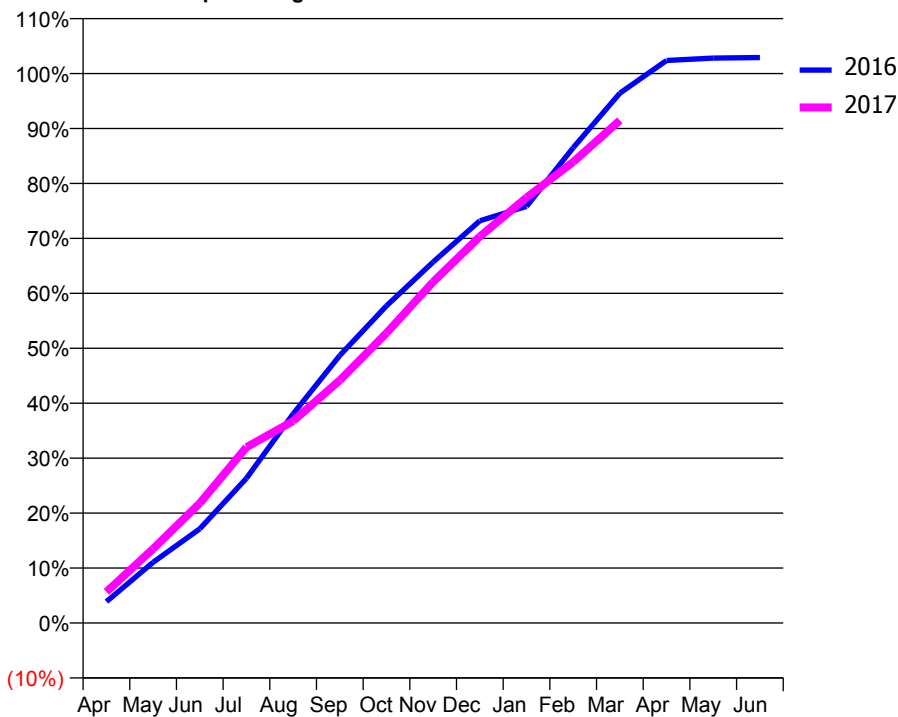
ACCESS*

Patients seen in 24 months	Total	Change since previous quarter
Quarter ending March 2016	5,990	
Quarter ending June 2016	5,853	↓
Quarter ending September 2016	5,584	↓
Quarter ending December 2016	5,586	→
Quarter ending March 2017	5,423	↓
Variance since March 2016	(9.5%)	↓



ACTIVITY

Cumulative percentage of contracted UDA delivered 2016 & 2017



Month	Adjusted Scheduled Activity (UDA)	
	2016	2017
April	563	819
May	1,595	1,948
June	2,474	3,147
July	3,802	4,619
August	5,493	5,303
September	7,028	6,375
October	8,329	7,617
November	9,481	8,960
December	10,565	10,151
January	10,944	11,174
February	12,483	12,107
March	13,917	13,201
April	14,775	
May	14,837	
June	14,851	

QUALITY

	Quantity	Base Number	Contract	AT	Region	England
% of FP17s for the same patient ID Re-attending within 3 months - Children	95	1,652	5.8%	10.9%	12.0%	12.3%
% of FP17s for the same patient ID Re-attending within 3 months - Adults	467	3,832	12.2%	15.2%	16.0%	16.7%
% of FP17s for the same patient ID Re-attending between 3 & 9 months - Children	545	1,652	33.0%	61.3%	58.8%	57.6%
% of FP17s for the same patient ID Re-attending between 3 & 9 months - Adults	1,287	3,832	33.6%	54.8%	51.2%	50.1%
% of FP17s for Band 1 Urgent Courses	108	5,116	2.1%	7.0%	8.0%	9.1%
% of FP17s Relating to Free Repair or Replacements	29	5,116	0.6%	0.8%	0.8%	0.8%
% of FP17s Relating to Continuations	142	5,116	2.8%	1.6%	1.2%	1.2%
% of Patients satisfied with the dentistry they have received	3	3	N/A	92.3%	92.7%	92.8%
% of Patients satisfied with the time they had to wait for an appointment	3	3	N/A	88.0%	89.1%	88.7%

* This is based on patients treated on this contract for their most recent course of treatment. Figures in italics indicate the base number of FP17s or Patient Questionnaire responses are less than 100. N/A is shown where the base number of responses is less than 10 during the period. % is calculated as Quantity/Base number*100

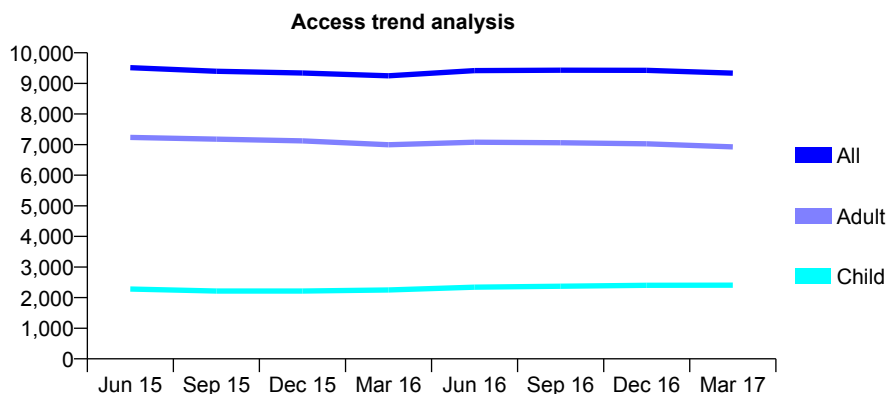
Q55 - Vital Signs At a Glance Contract Report for 101370/0080 - March 2017

Name or company name	Petrie Tucker and Partners Ltd
Contract type name	GDS Contract
Purpose of contract	General
Contract start date	01/04/2006
Contract end date	

16/17 Contracted general activity (UDA)	48,053
Carry forward general activity (UDA)	0
16/17 Contracted orthodontic activity (UOA)	0
Carry forward orthodontic activity (UOA)	0
Baseline contract value	£1,212,546.01

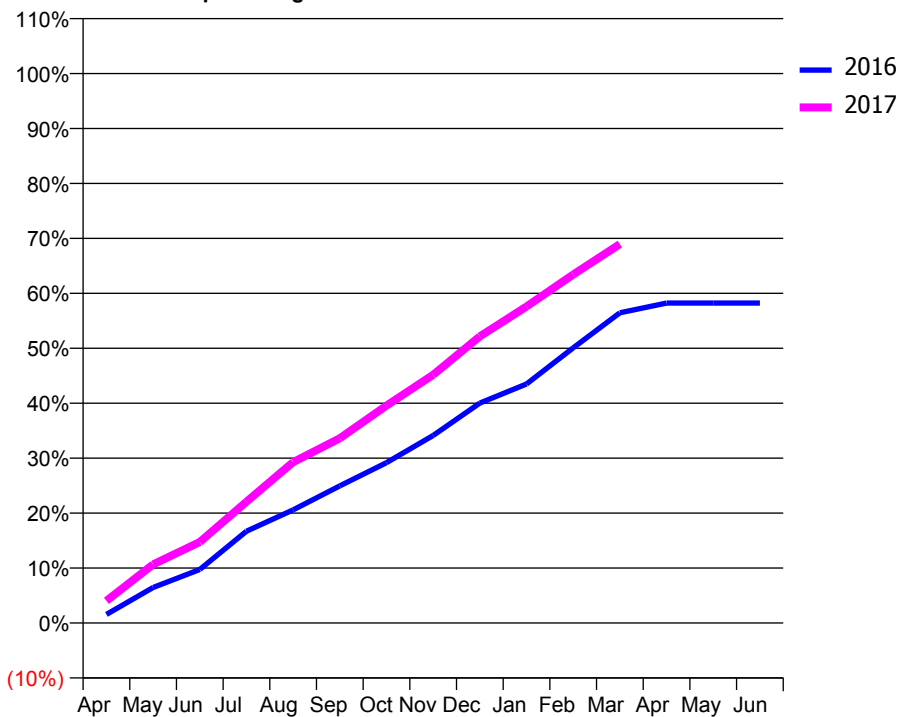
ACCESS*

Patients seen in 24 months	Total	Change since previous quarter
Quarter ending March 2016	9,249	
Quarter ending June 2016	9,420	→
Quarter ending September 2016	9,433	→
Quarter ending December 2016	9,426	→
Quarter ending March 2017	9,334	→
Variance since March 2016	0.9%	→



ACTIVITY

Cumulative percentage of contracted UDA delivered 2016 & 2017



Month	Adjusted Scheduled Activity (UDA)	
	2016	2017
April	878	1,941
May	3,609	5,129
June	5,429	7,080
July	9,320	10,605
August	11,473	14,064
September	13,912	16,159
October	16,264	19,010
November	19,028	21,709
December	22,316	25,069
January	24,248	27,674
February	27,924	30,480
March	31,474	33,138
April	32,467	
May	32,468	
June	32,468	

QUALITY

	Quantity	Base Number	Contract	AT	Region	England
% of FP17s for the same patient ID Re-attending within 3 months - Children	304	2,799	10.9%	10.9%	12.0%	12.3%
% of FP17s for the same patient ID Re-attending within 3 months - Adults	1,914	7,981	24.0%	15.2%	16.0%	16.7%
% of FP17s for the same patient ID Re-attending between 3 & 9 months - Children	973	2,799	34.8%	61.3%	58.8%	57.6%
% of FP17s for the same patient ID Re-attending between 3 & 9 months - Adults	2,443	7,981	30.6%	54.8%	51.2%	50.1%
% of FP17s for Band 1 Urgent Courses	1,536	10,357	14.8%	7.0%	8.0%	9.1%
% of FP17s Relating to Free Repair or Replacements	91	10,357	0.9%	0.8%	0.8%	0.8%
% of FP17s Relating to Continuations	309	10,357	3.0%	1.6%	1.2%	1.2%
% of Patients satisfied with the dentistry they have received	6	10	60.0%	92.3%	92.7%	92.8%
% of Patients satisfied with the time they had to wait for an appointment	8	10	80.0%	88.0%	89.1%	88.7%

* This is based on patients treated on this contract for their most recent course of treatment. Figures in italics indicate the base number of FP17s or Patient Questionnaire responses are less than 100. N/A is shown where the base number of responses is less than 10 during the period. % is calculated as Quantity/Base number*100

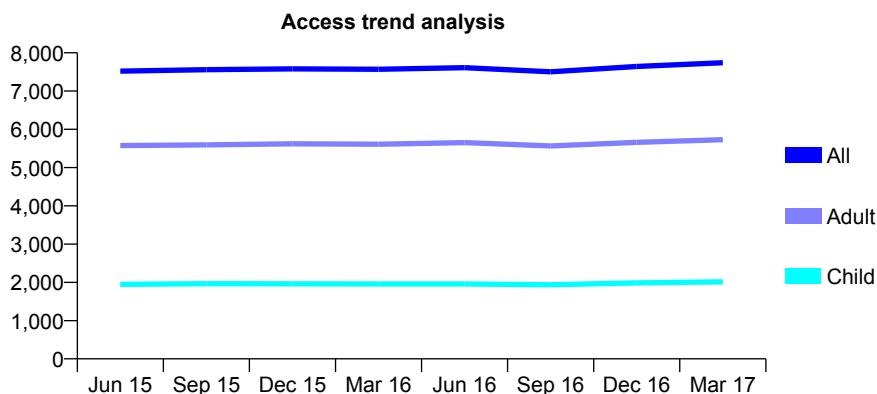
Q55 - Vital Signs At a Glance Contract Report for 101370/0091 - March 2017

Name or company name	Petrie Tucker and Partners Ltd
Contract type name	GDS Contract
Purpose of contract	General
Contract start date	01/04/2007
Contract end date	

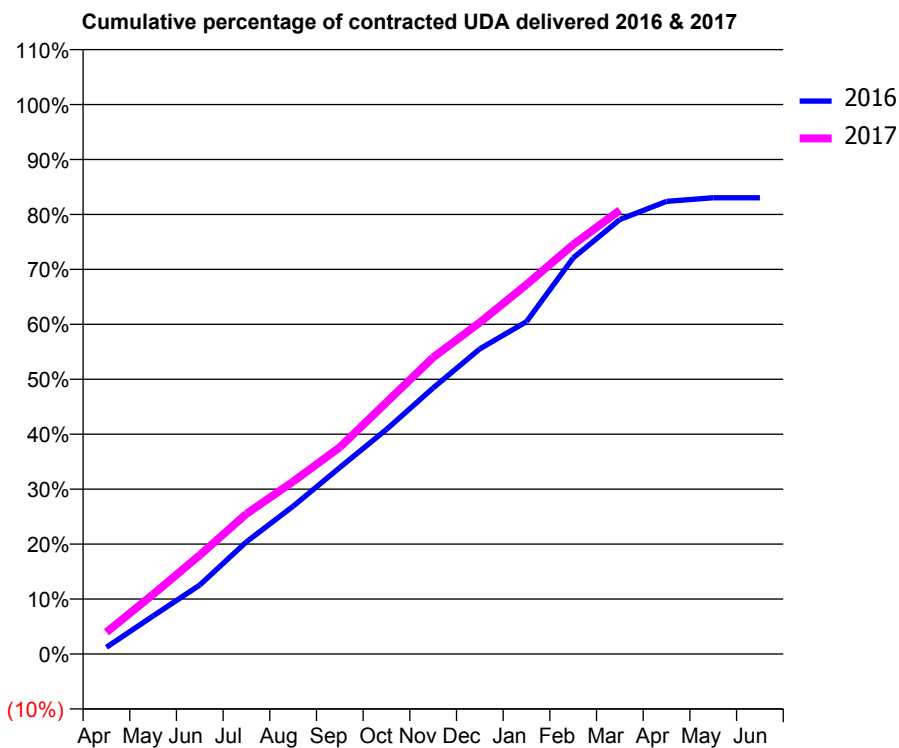
16/17 Contracted general activity (UDA)	27,705
Carry forward general activity (UDA)	0
16/17 Contracted orthodontic activity (UOA)	0
Carry forward orthodontic activity (UOA)	0
Baseline contract value	£787,919.77

ACCESS*

Patients seen in 24 months	Total	Change since previous quarter
Quarter ending March 2016	7,568	
Quarter ending June 2016	7,611	→
Quarter ending September 2016	7,503	↓
Quarter ending December 2016	7,644	→
Quarter ending March 2017	7,742	→
Variance since March 2016	2.3%	↑



ACTIVITY



Month	Adjusted Scheduled Activity (UDA)	
	2016	2017
April	340	1,101
May	1,921	3,008
June	3,481	4,988
July	5,656	7,070
August	7,453	8,696
September	9,404	10,422
October	11,327	12,688
November	13,415	14,955
December	15,386	16,718
January	16,757	18,627
February	19,971	20,641
March	21,905	22,380
April	22,821	
May	23,002	
June	23,006	

QUALITY

	Quantity	Base Number	Contract	AT	Region	England
% of FP17s for the same patient ID Re-attending within 3 months - Children	178	2,688	6.6%	10.9%	12.0%	12.3%
% of FP17s for the same patient ID Re-attending within 3 months - Adults	1,003	7,440	13.5%	15.2%	16.0%	16.7%
% of FP17s for the same patient ID Re-attending between 3 & 9 months - Children	1,330	2,688	49.5%	61.3%	58.8%	57.6%
% of FP17s for the same patient ID Re-attending between 3 & 9 months - Adults	3,609	7,440	48.5%	54.8%	51.2%	50.1%
% of FP17s for Band 1 Urgent Courses	603	9,715	6.2%	7.0%	8.0%	9.1%
% of FP17s Relating to Free Repair or Replacements	37	9,715	0.4%	0.8%	0.8%	0.8%
% of FP17s Relating to Continuations	189	9,715	1.9%	1.6%	1.2%	1.2%
% of Patients satisfied with the dentistry they have received	7	8	N/A	92.3%	92.7%	92.8%
% of Patients satisfied with the time they had to wait for an appointment	4	8	N/A	88.0%	89.1%	88.7%

* This is based on patients treated on this contract for their most recent course of treatment. Figures in italics indicate the base number of FP17s or Patient Questionnaire responses are less than 100. N/A is shown where the base number of responses is less than 10 during the period. % is calculated as Quantity/Base number*100

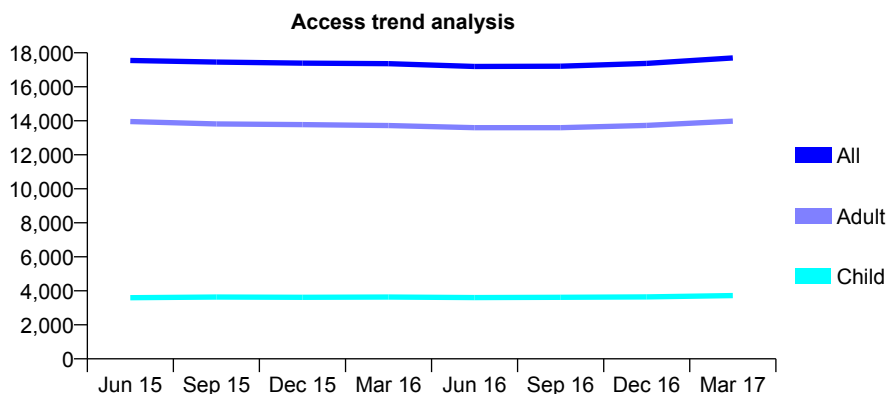
Q55 - Vital Signs At a Glance Contract Report for 101435/0064 - March 2017

Name or company name	IDH Limited
Contract type name	GDS Contract
Purpose of contract	General
Contract start date	21/07/2007
Contract end date	

16/17 Contracted general activity (UDA)	49,253
Carry forward general activity (UDA)	1,562
16/17 Contracted orthodontic activity (UOA)	0
Carry forward orthodontic activity (UOA)	0
Baseline contract value	£1,006,430.77

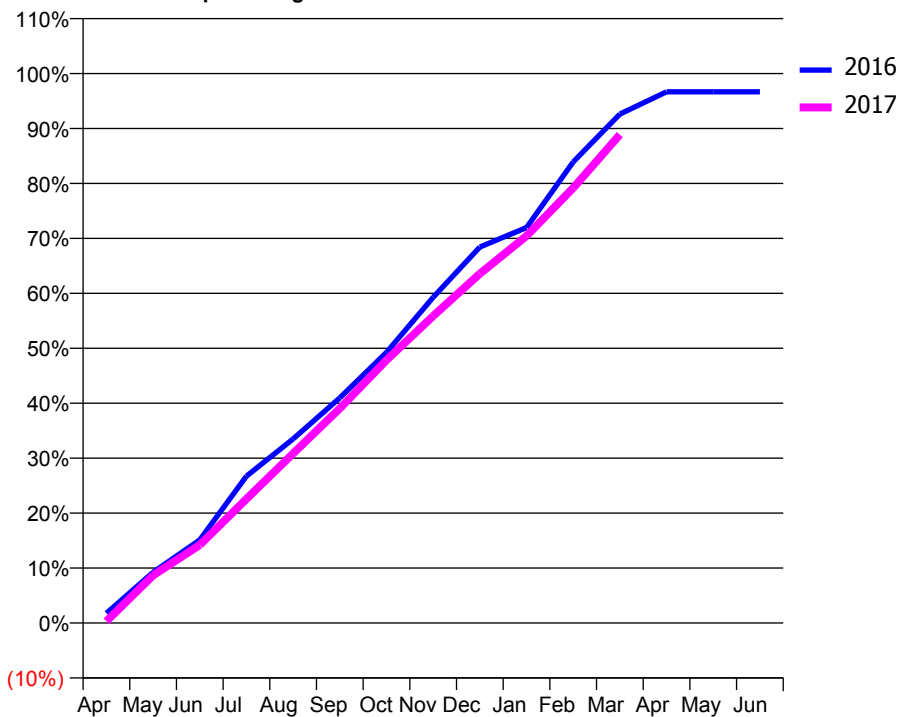
ACCESS*

Patients seen in 24 months	Total	Change since previous quarter
Quarter ending March 2016	17,358	
Quarter ending June 2016	17,199	→
Quarter ending September 2016	17,214	→
Quarter ending December 2016	17,377	→
Quarter ending March 2017	17,700	→
Variance since March 2016	2.0%	→



ACTIVITY

Cumulative percentage of contracted UDA delivered 2016 & 2017



Month	Adjusted Scheduled Activity (UDA)	
	2016	2017
April	839	160
May	4,328	4,272
June	7,093	6,997
July	12,520	11,125
August	15,693	15,196
September	19,197	19,237
October	23,080	23,558
November	27,773	27,524
December	32,059	31,313
January	33,721	34,685
February	39,307	38,992
March	43,391	43,770
April	45,292	
May	45,295	
June	45,291	

QUALITY

	Quantity	Base Number	Contract	AT	Region	England
% of FP17s for the same patient ID Re-attending within 3 months - Children	381	5,796	6.6%	10.9%	12.0%	12.3%
% of FP17s for the same patient ID Re-attending within 3 months - Adults	2,822	20,098	14.0%	15.2%	16.0%	16.7%
% of FP17s for the same patient ID Re-attending between 3 & 9 months - Children	3,451	5,796	59.5%	61.3%	58.8%	57.6%
% of FP17s for the same patient ID Re-attending between 3 & 9 months - Adults	9,625	20,098	47.9%	54.8%	51.2%	50.1%
% of FP17s for Band 1 Urgent Courses	1,917	24,869	7.7%	7.0%	8.0%	9.1%
% of FP17s Relating to Free Repair or Replacements	292	24,869	1.2%	0.8%	0.8%	0.8%
% of FP17s Relating to Continuations	458	24,869	1.8%	1.6%	1.2%	1.2%
% of Patients satisfied with the dentistry they have received	26	27	96.3%	92.3%	92.7%	92.8%
% of Patients satisfied with the time they had to wait for an appointment	24	27	88.9%	88.0%	89.1%	88.7%

* This is based on patients treated on this contract for their most recent course of treatment. Figures in italics indicate the base number of FP17s or Patient Questionnaire responses are less than 100. N/A is shown where the base number of responses is less than 10 during the period. % is calculated as Quantity/Base number*100

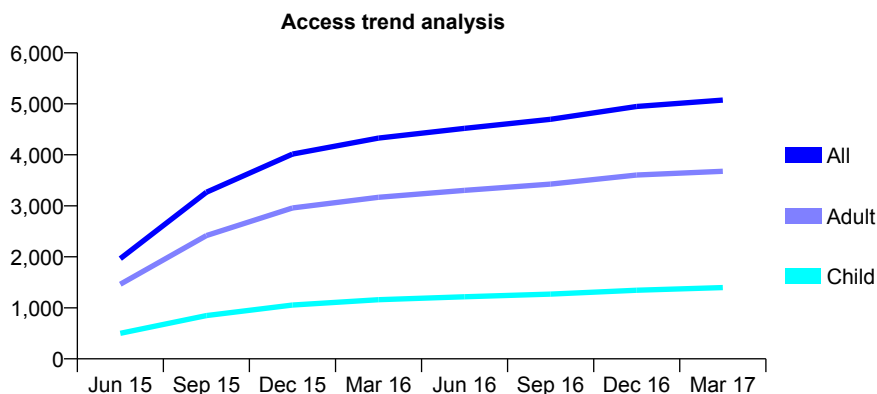
Q55 - Vital Signs At a Glance Contract Report for 101656/0004 - March 2017

Name or company name	DM and LJ Jordan Limited
Contract type name	GDS Contract
Purpose of contract	General
Contract start date	01/01/2015
Contract end date	

16/17 Contracted general activity (UDA)	14,814
Carry forward general activity (UDA)	-12
16/17 Contracted orthodontic activity (UOA)	0
Carry forward orthodontic activity (UOA)	0
Baseline contract value	£408,197.52

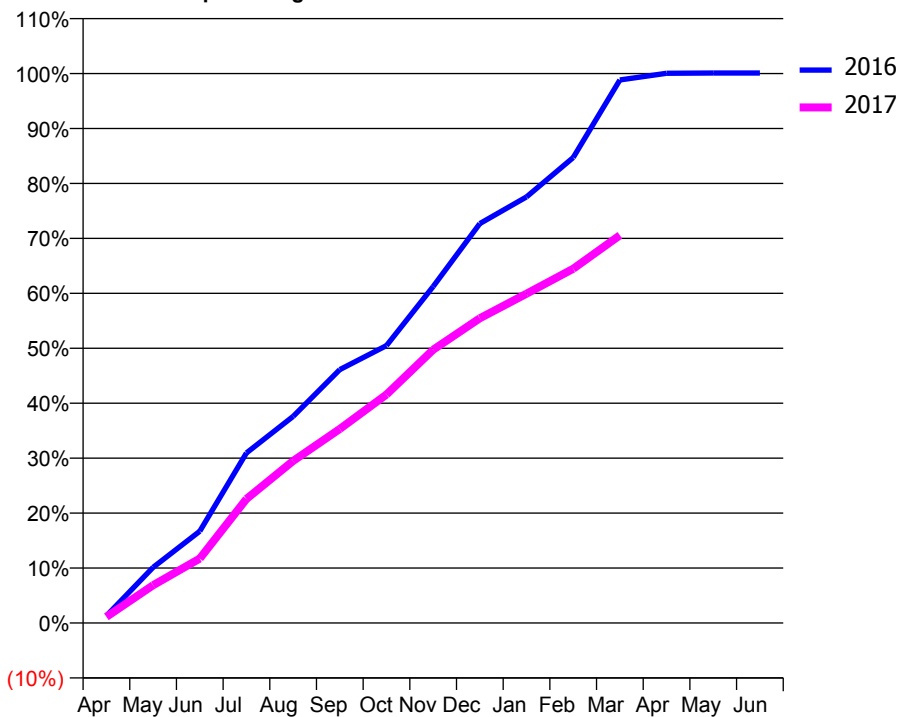
ACCESS*

Patients seen in 24 months	Total	Change since previous quarter
Quarter ending March 2016	4,327	
Quarter ending June 2016	4,520	↑
Quarter ending September 2016	4,696	↑
Quarter ending December 2016	4,947	↑
Quarter ending March 2017	5,073	↑
Variance since March 2016	17.2%	↑



ACTIVITY

Cumulative percentage of contracted UDA delivered 2016 & 2017



Month	Adjusted Scheduled Activity (UDA)	
	2016	2017
April	197	167
May	1,500	1,019
June	2,475	1,737
July	4,584	3,343
August	5,569	4,368
September	6,831	5,233
October	7,479	6,161
November	9,073	7,369
December	10,768	8,215
January	11,488	8,876
February	12,548	9,552
March	14,640	10,453
April	14,821	
May	14,826	
June	14,826	

QUALITY

	Quantity	Base Number	Contract	AT	Region	England
% of FP17s for the same patient ID Re-attending within 3 months - Children	141	1,805	7.8%	10.9%	12.0%	12.3%
% of FP17s for the same patient ID Re-attending within 3 months - Adults	691	4,930	14.0%	15.2%	16.0%	16.7%
% of FP17s for the same patient ID Re-attending between 3 & 9 months - Children	1,123	1,805	62.2%	61.3%	58.8%	57.6%
% of FP17s for the same patient ID Re-attending between 3 & 9 months - Adults	2,855	4,930	57.9%	54.8%	51.2%	50.1%
% of FP17s for Band 1 Urgent Courses	543	6,225	8.7%	7.0%	8.0%	9.1%
% of FP17s Relating to Free Repair or Replacements	24	6,225	0.4%	0.8%	0.8%	0.8%
% of FP17s Relating to Continuations	81	6,225	1.3%	1.6%	1.2%	1.2%
% of Patients satisfied with the dentistry they have received	16	17	94.1%	92.3%	92.7%	92.8%
% of Patients satisfied with the time they had to wait for an appointment	14	17	82.4%	88.0%	89.1%	88.7%

* This is based on patients treated on this contract for their most recent course of treatment. Figures in italics indicate the base number of FP17s or Patient Questionnaire responses are less than 100. N/A is shown where the base number of responses is less than 10 during the period. % is calculated as Quantity/Base number*100

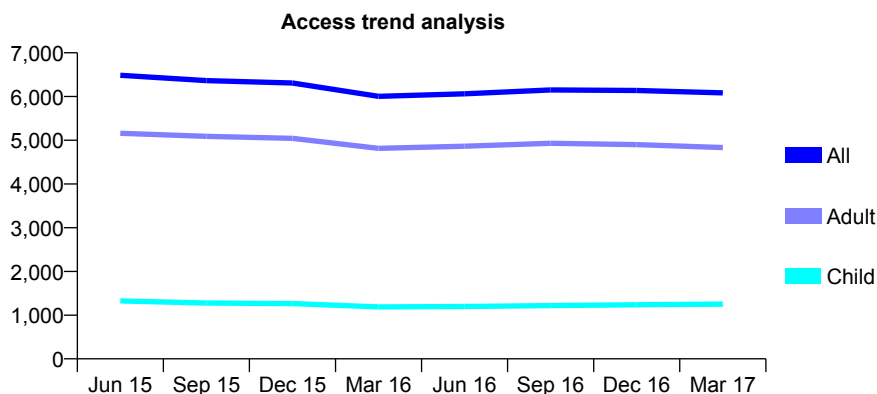
Q55 - Vital Signs At a Glance Contract Report for 103667/0001 - March 2017

Name or company name	Daybrook Dental Surgery Ltd
Contract type name	GDS Contract
Purpose of contract	General
Contract start date	01/05/2010
Contract end date	

16/17 Contracted general activity (UDA)	29,000
Carry forward general activity (UDA)	0
16/17 Contracted orthodontic activity (UOA)	0
Carry forward orthodontic activity (UOA)	0
Baseline contract value	£679,065.70

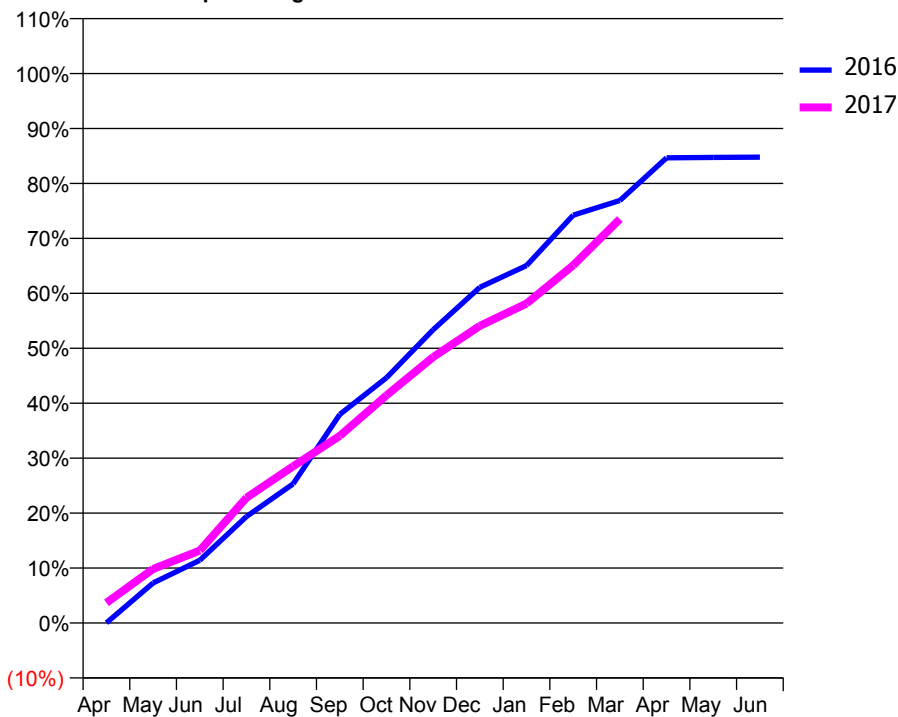
ACCESS*

Patients seen in 24 months	Total	Change since previous quarter
Quarter ending March 2016	6,004	
Quarter ending June 2016	6,062	→
Quarter ending September 2016	6,150	→
Quarter ending December 2016	6,137	→
Quarter ending March 2017	6,084	→
Variance since March 2016	1.3%	→



ACTIVITY

Cumulative percentage of contracted UDA delivered 2016 & 2017



Month	Adjusted Scheduled Activity (UDA)	
	2016	2017
April	9	1,063
May	2,114	2,852
June	3,310	3,822
July	5,620	6,611
August	7,343	8,275
September	11,007	9,878
October	12,946	12,014
November	15,480	14,040
December	17,715	15,680
January	18,867	16,856
February	21,525	18,881
March	22,297	21,320
April	24,550	
May	24,568	
June	24,586	

QUALITY

	Quantity	Base Number	Contract	AT	Region	England
% of FP17s for the same patient ID Re-attending within 3 months - Children	107	1,879	5.7%	10.9%	12.0%	12.3%
% of FP17s for the same patient ID Re-attending within 3 months - Adults	636	6,966	9.1%	15.2%	16.0%	16.7%
% of FP17s for the same patient ID Re-attending between 3 & 9 months - Children	1,079	1,879	57.4%	61.3%	58.8%	57.6%
% of FP17s for the same patient ID Re-attending between 3 & 9 months - Adults	4,249	6,966	61.0%	54.8%	51.2%	50.1%
% of FP17s for Band 1 Urgent Courses	258	8,050	3.2%	7.0%	8.0%	9.1%
% of FP17s Relating to Free Repair or Replacements	116	8,050	1.4%	0.8%	0.8%	0.8%
% of FP17s Relating to Continuations	92	8,050	1.1%	1.6%	1.2%	1.2%
% of Patients satisfied with the dentistry they have received	13	13	100.0%	92.3%	92.7%	92.8%
% of Patients satisfied with the time they had to wait for an appointment	12	13	92.3%	88.0%	89.1%	88.7%

* This is based on patients treated on this contract for their most recent course of treatment. Figures in italics indicate the base number of FP17s or Patient Questionnaire responses are less than 100. N/A is shown where the base number of responses is less than 10 during the period. % is calculated as Quantity/Base number*100

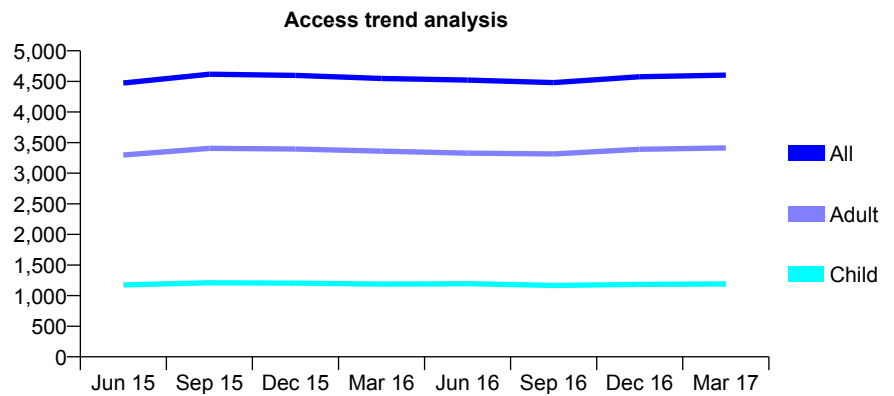
Q55 - Vital Signs At a Glance Contract Report for 104167/0001 - March 2017

Name or company name	TSA Care Limited
Contract type name	GDS Contract
Purpose of contract	General
Contract start date	01/08/2010
Contract end date	

16/17 Contracted general activity (UDA)	15,453
Carry forward general activity (UDA)	1,220
16/17 Contracted orthodontic activity (UOA)	0
Carry forward orthodontic activity (UOA)	0
Baseline contract value	£395,169.39

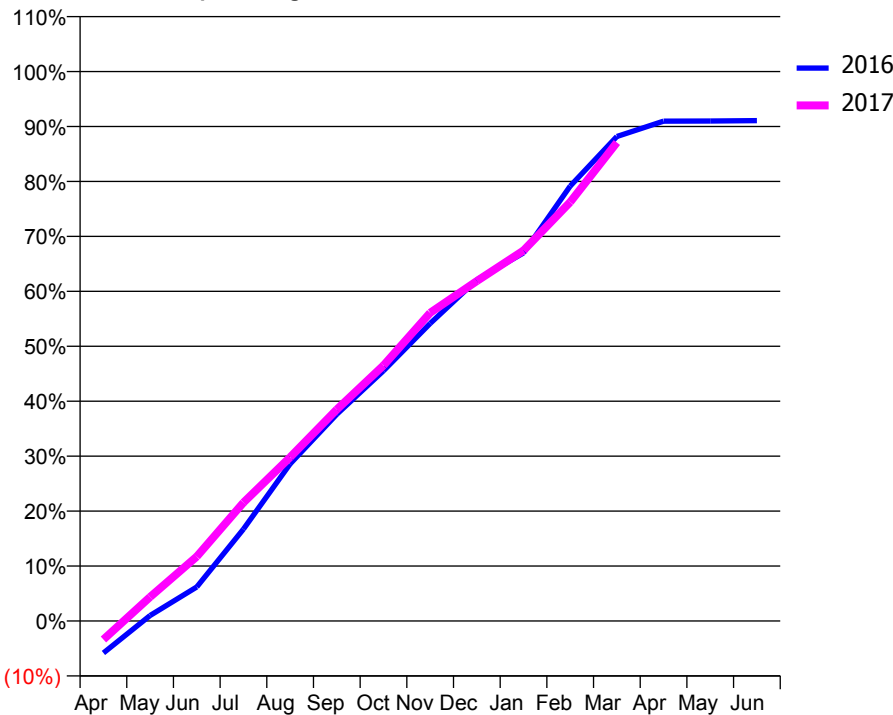
ACCESS*

Patients seen in 24 months	Total	Change since previous quarter
Quarter ending March 2016	4,549	
Quarter ending June 2016	4,521	→
Quarter ending September 2016	4,481	→
Quarter ending December 2016	4,577	↑
Quarter ending March 2017	4,603	→
Variance since March 2016	1.2%	→



ACTIVITY

Cumulative percentage of contracted UDA delivered 2016 & 2017



Month	Adjusted Scheduled Activity (UDA)	
	2016	2017
April	-900	-522
May	155	675
June	958	1,814
July	2,585	3,332
August	4,419	4,608
September	5,815	5,949
October	7,036	7,187
November	8,368	8,667
December	9,593	9,559
January	10,352	10,421
February	12,229	11,781
March	13,626	13,455
April	14,058	
May	14,060	
June	14,071	

QUALITY

	Quantity	Base Number	Contract	AT	Region	England
% of FP17s for the same patient ID Re-attending within 3 months - Children	93	2,043	4.6%	10.9%	12.0%	12.3%
% of FP17s for the same patient ID Re-attending within 3 months - Adults	572	5,658	10.1%	15.2%	16.0%	16.7%
% of FP17s for the same patient ID Re-attending between 3 & 9 months - Children	1,563	2,043	76.5%	61.3%	58.8%	57.6%
% of FP17s for the same patient ID Re-attending between 3 & 9 months - Adults	4,222	5,658	74.6%	54.8%	51.2%	50.1%
% of FP17s for Band 1 Urgent Courses	136	7,486	1.8%	7.0%	8.0%	9.1%
% of FP17s Relating to Free Repair or Replacements	51	7,486	0.7%	0.8%	0.8%	0.8%
% of FP17s Relating to Continuations	105	7,486	1.4%	1.6%	1.2%	1.2%
% of Patients satisfied with the dentistry they have received	5	5	N/A	92.3%	92.7%	92.8%
% of Patients satisfied with the time they had to wait for an appointment	4	5	N/A	88.0%	89.1%	88.7%

* This is based on patients treated on this contract for their most recent course of treatment. Figures in italics indicate the base number of FP17s or Patient Questionnaire responses are less than 100. N/A is shown where the base number of responses is less than 10 during the period. % is calculated as Quantity/Base number*100

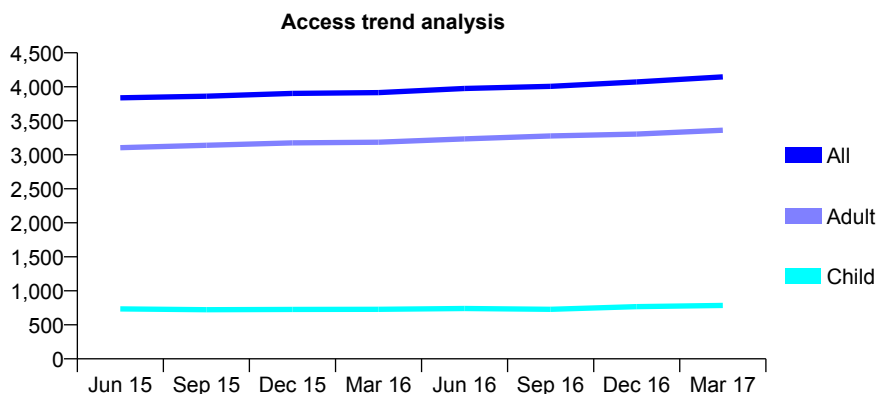
Q55 - Vital Signs At a Glance Contract Report for 104426/0001 - March 2017

Name or company name	Parklands Dental Care
Contract type name	GDS Contract
Purpose of contract	General
Contract start date	01/04/2006
Contract end date	

16/17 Contracted general activity (UDA)	13,579
Carry forward general activity (UDA)	255
16/17 Contracted orthodontic activity (UOA)	0
Carry forward orthodontic activity (UOA)	0
Baseline contract value	£321,833.69

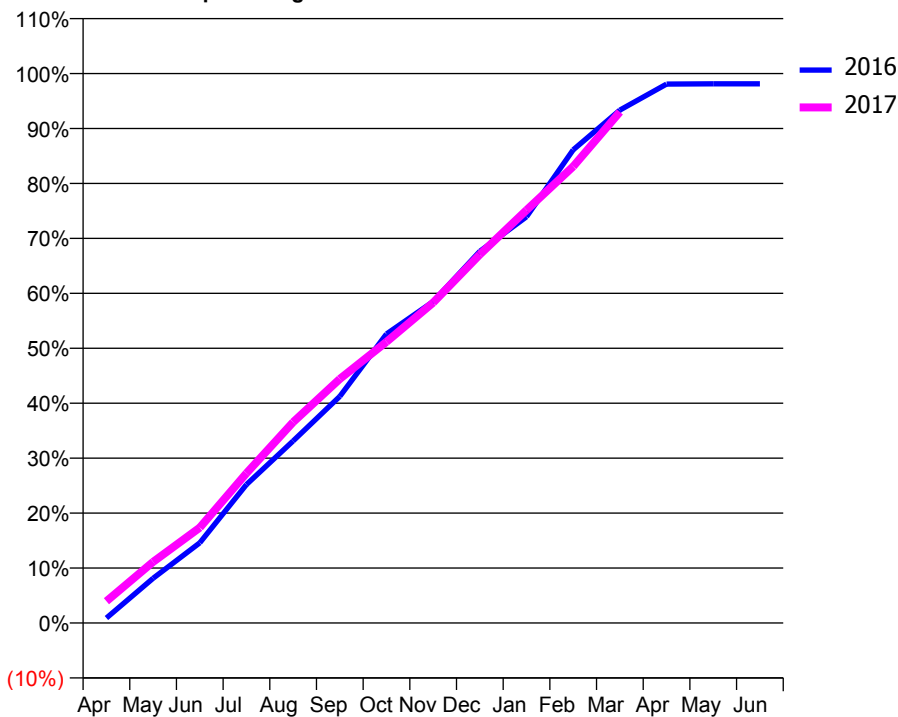
ACCESS*

Patients seen in 24 months	Total	Change since previous quarter
Quarter ending March 2016	3,915	
Quarter ending June 2016	3,975	→
Quarter ending September 2016	4,006	→
Quarter ending December 2016	4,072	→
Quarter ending March 2017	4,147	→
Variance since March 2016	5.9%	↑



ACTIVITY

Cumulative percentage of contracted UDA delivered 2016 & 2017



Month	Adjusted Scheduled Activity (UDA)	
	2016	2017
April	122	539
May	1,104	1,512
June	1,982	2,357
July	3,422	3,703
August	4,500	4,963
September	5,600	6,033
October	7,144	6,947
November	7,945	7,917
December	9,185	9,106
January	10,038	10,202
February	11,694	11,280
March	12,674	12,629
April	13,318	
May	13,324	
June	13,324	

QUALITY

	Quantity	Base Number	Contract	AT	Region	England
% of FP17s for the same patient ID Re-attending within 3 months - Children	97	1,273	7.6%	10.9%	12.0%	12.3%
% of FP17s for the same patient ID Re-attending within 3 months - Adults	917	5,170	17.7%	15.2%	16.0%	16.7%
% of FP17s for the same patient ID Re-attending between 3 & 9 months - Children	731	1,273	57.4%	61.3%	58.8%	57.6%
% of FP17s for the same patient ID Re-attending between 3 & 9 months - Adults	2,662	5,170	51.5%	54.8%	51.2%	50.1%
% of FP17s for Band 1 Urgent Courses	538	6,203	8.7%	7.0%	8.0%	9.1%
% of FP17s Relating to Free Repair or Replacements	63	6,203	1.0%	0.8%	0.8%	0.8%
% of FP17s Relating to Continuations	57	6,203	0.9%	1.6%	1.2%	1.2%
% of Patients satisfied with the dentistry they have received	17	22	77.3%	92.3%	92.7%	92.8%
% of Patients satisfied with the time they had to wait for an appointment	15	22	68.2%	88.0%	89.1%	88.7%

* This is based on patients treated on this contract for their most recent course of treatment. Figures in italics indicate the base number of FP17s or Patient Questionnaire responses are less than 100. N/A is shown where the base number of responses is less than 10 during the period. % is calculated as Quantity/Base number*100

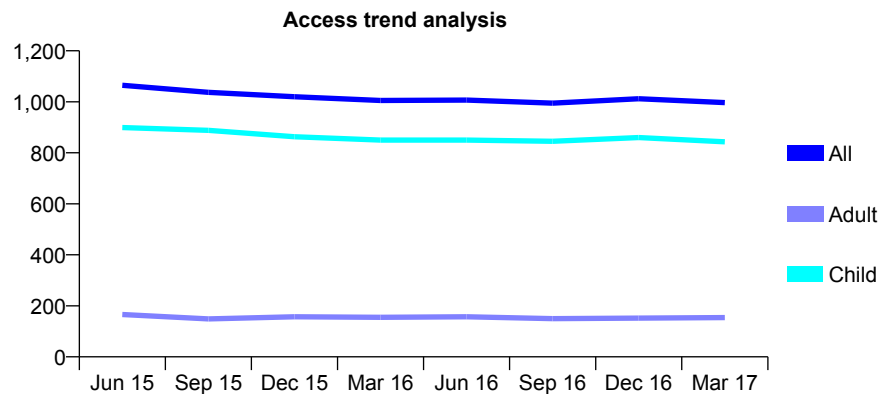
Q55 - Vital Signs At a Glance Contract Report for 104736/0001 - March 2017

Name or company name	Compton Acres Dental Practice LTD
Contract type name	GDS Contract
Purpose of contract	General
Contract start date	01/07/2009
Contract end date	

16/17 Contracted general activity (UDA)	2,182
Carry forward general activity (UDA)	0
16/17 Contracted orthodontic activity (UOA)	0
Carry forward orthodontic activity (UOA)	0
Baseline contract value	£51,818.13

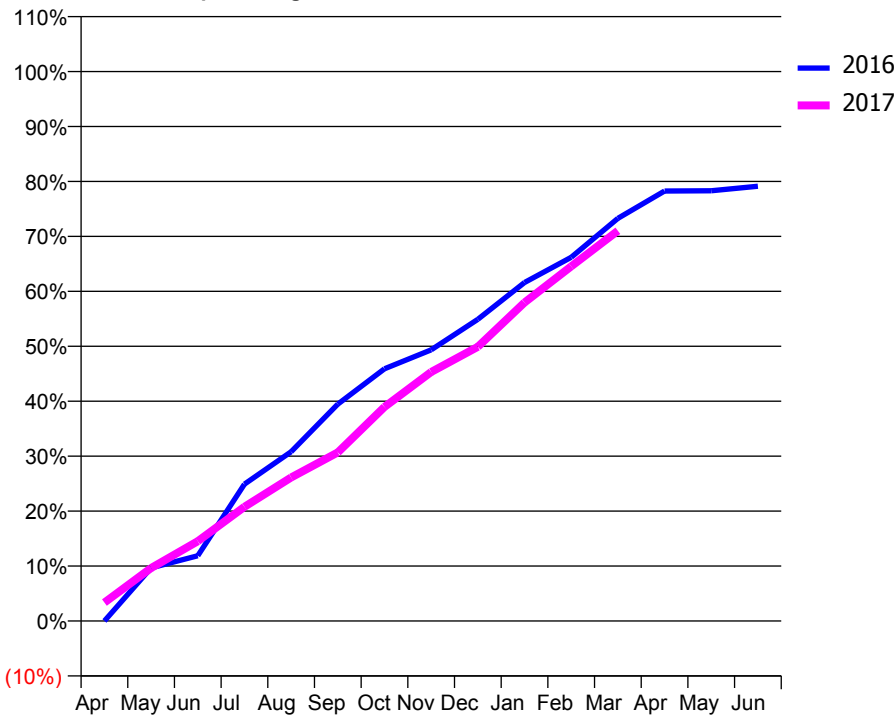
ACCESS*

Patients seen in 24 months	Total	Change since previous quarter
Quarter ending March 2016	1,005	
Quarter ending June 2016	1,007	→
Quarter ending September 2016	995	↓
Quarter ending December 2016	1,012	→
Quarter ending March 2017	997	↓
Variance since March 2016	(0.8%)	→



ACTIVITY

Cumulative percentage of contracted UDA delivered 2016 & 2017



Month	Adjusted Scheduled Activity (UDA)	
	2016	2017
April	0	73
May	211	210
June	259	317
July	544	453
August	672	570
September	861	670
October	1,001	850
November	1,077	989
December	1,198	1,089
January	1,344	1,265
February	1,444	1,408
March	1,599	1,549
April	1,708	
May	1,709	
June	1,727	

QUALITY

	Quantity	Base Number	Contract	AT	Region	England
% of FP17s for the same patient ID Re-attending within 3 months - Children	51	1,093	4.7%	10.9%	12.0%	12.3%
% of FP17s for the same patient ID Re-attending within 3 months - Adults	6	67	9.0%	15.2%	16.0%	16.7%
% of FP17s for the same patient ID Re-attending between 3 & 9 months - Children	533	1,093	48.8%	61.3%	58.8%	57.6%
% of FP17s for the same patient ID Re-attending between 3 & 9 months - Adults	37	67	55.2%	54.8%	51.2%	50.1%
% of FP17s for Band 1 Urgent Courses	22	1,067	2.1%	7.0%	8.0%	9.1%
% of FP17s Relating to Free Repair or Replacements	1	1,067	0.1%	0.8%	0.8%	0.8%
% of FP17s Relating to Continuations	0	1,067	0.0%	1.6%	1.2%	1.2%
% of Patients satisfied with the dentistry they have received	0	0	N/A	92.3%	92.7%	92.8%
% of Patients satisfied with the time they had to wait for an appointment	0	0	N/A	88.0%	89.1%	88.7%

* This is based on patients treated on this contract for their most recent course of treatment. Figures in italics indicate the base number of FP17s or Patient Questionnaire responses are less than 100. N/A is shown where the base number of responses is less than 10 during the period. % is calculated as Quantity/Base number*100

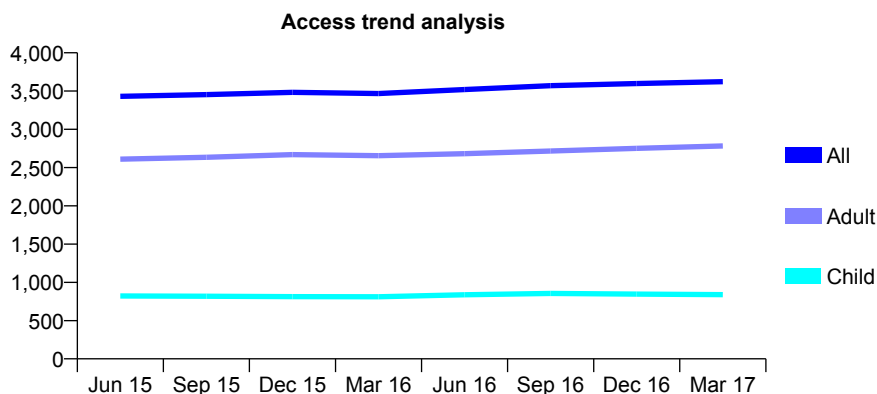
Q55 - Vital Signs At a Glance Contract Report for 105740/0001 - March 2017

Name or company name	Mr JE Rowson & Mr I McVicar
Contract type name	GDS Contract
Purpose of contract	General
Contract start date	01/04/2006
Contract end date	

16/17 Contracted general activity (UDA)	12,629
Carry forward general activity (UDA)	0
16/17 Contracted orthodontic activity (UOA)	0
Carry forward orthodontic activity (UOA)	0
Baseline contract value	£293,564.34

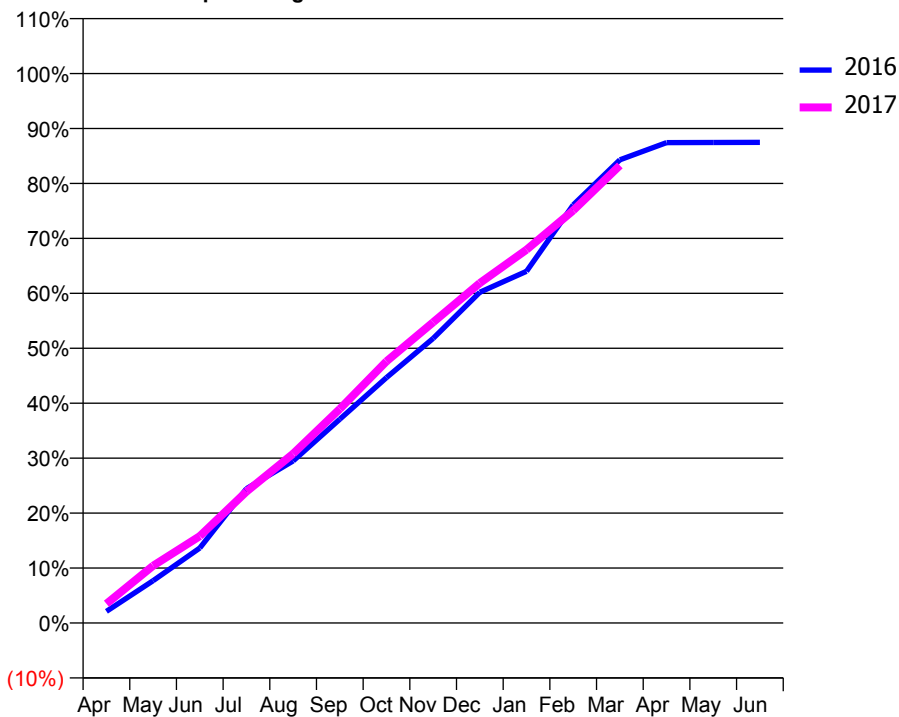
ACCESS*

Patients seen in 24 months	Total	Change since previous quarter
Quarter ending March 2016	3,468	
Quarter ending June 2016	3,519	→
Quarter ending September 2016	3,571	→
Quarter ending December 2016	3,598	→
Quarter ending March 2017	3,623	→
Variance since March 2016	4.5%	↑



ACTIVITY

Cumulative percentage of contracted UDA delivered 2016 & 2017



Month	Adjusted Scheduled Activity (UDA)	
	2016	2017
April	268	442
May	972	1,316
June	1,725	1,997
July	3,088	3,021
August	3,724	3,890
September	4,684	4,922
October	5,639	6,015
November	6,542	6,913
December	7,603	7,813
January	8,083	8,581
February	9,610	9,481
March	10,645	10,517
April	11,040	
May	11,043	
June	11,047	

QUALITY

	Quantity	Base Number	Contract	AT	Region	England
% of FP17s for the same patient ID Re-attending within 3 months - Children	113	1,331	8.5%	10.9%	12.0%	12.3%
% of FP17s for the same patient ID Re-attending within 3 months - Adults	1,044	4,987	20.9%	15.2%	16.0%	16.7%
% of FP17s for the same patient ID Re-attending between 3 & 9 months - Children	816	1,331	61.3%	61.3%	58.8%	57.6%
% of FP17s for the same patient ID Re-attending between 3 & 9 months - Adults	3,013	4,987	60.4%	54.8%	51.2%	50.1%
% of FP17s for Band 1 Urgent Courses	345	6,106	5.7%	7.0%	8.0%	9.1%
% of FP17s Relating to Free Repair or Replacements	116	6,106	1.9%	0.8%	0.8%	0.8%
% of FP17s Relating to Continuations	155	6,106	2.5%	1.6%	1.2%	1.2%
% of Patients satisfied with the dentistry they have received	7	7	N/A	92.3%	92.7%	92.8%
% of Patients satisfied with the time they had to wait for an appointment	6	7	N/A	88.0%	89.1%	88.7%

* This is based on patients treated on this contract for their most recent course of treatment. Figures in italics indicate the base number of FP17s or Patient Questionnaire responses are less than 100. N/A is shown where the base number of responses is less than 10 during the period. % is calculated as Quantity/Base number*100

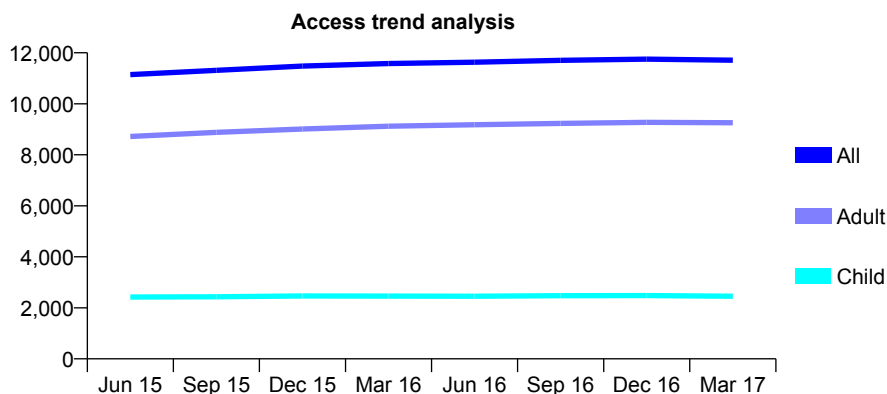
Q55 - Vital Signs At a Glance Contract Report for 106992/0001 - March 2017

Name or company name	The Plains' Dental Practice Limited
Contract type name	GDS Contract
Purpose of contract	General
Contract start date	01/04/2008
Contract end date	

16/17 Contracted general activity (UDA)	33,431
Carry forward general activity (UDA)	0
16/17 Contracted orthodontic activity (UOA)	0
Carry forward orthodontic activity (UOA)	0
Baseline contract value	£923,628.66

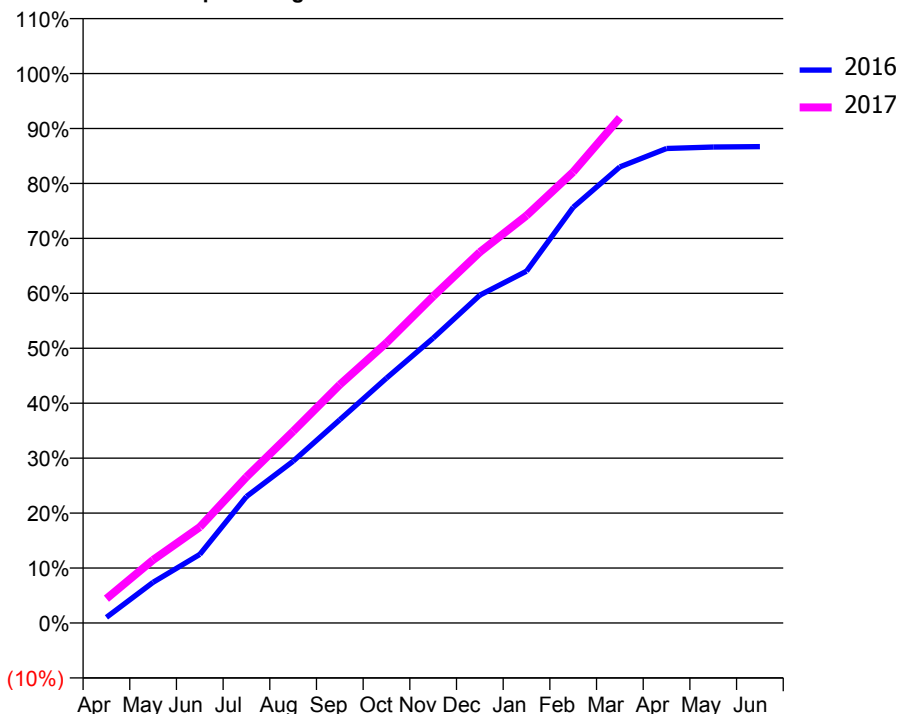
ACCESS*

Patients seen in 24 months	Total	Change since previous quarter
Quarter ending March 2016	11,580	
Quarter ending June 2016	11,631	→
Quarter ending September 2016	11,705	→
Quarter ending December 2016	11,753	→
Quarter ending March 2017	11,710	→
Variance since March 2016	1.1%	→



ACTIVITY

Cumulative percentage of contracted UDA delivered 2016 & 2017



Month	Adjusted Scheduled Activity (UDA)	
	2016	2017
April	381	1,483
May	2,741	3,838
June	4,613	5,836
July	8,497	8,886
August	10,878	11,663
September	13,658	14,505
October	16,459	17,046
November	19,145	19,872
December	22,037	22,569
January	23,650	24,790
February	27,943	27,439
March	30,654	30,741
April	31,894	
May	31,992	
June	32,021	

QUALITY

	Quantity	Base Number	Contract	AT	Region	England
% of FP17s for the same patient ID Re-attending within 3 months - Children	216	3,824	5.6%	10.9%	12.0%	12.3%
% of FP17s for the same patient ID Re-attending within 3 months - Adults	1,531	13,668	11.2%	15.2%	16.0%	16.7%
% of FP17s for the same patient ID Re-attending between 3 & 9 months - Children	2,490	3,824	65.1%	61.3%	58.8%	57.6%
% of FP17s for the same patient ID Re-attending between 3 & 9 months - Adults	8,481	13,668	62.1%	54.8%	51.2%	50.1%
% of FP17s for Band 1 Urgent Courses	710	16,452	4.3%	7.0%	8.0%	9.1%
% of FP17s Relating to Free Repair or Replacements	156	16,452	0.9%	0.8%	0.8%	0.8%
% of FP17s Relating to Continuations	233	16,452	1.4%	1.6%	1.2%	1.2%
% of Patients satisfied with the dentistry they have received	29	31	93.5%	92.3%	92.7%	92.8%
% of Patients satisfied with the time they had to wait for an appointment	27	31	87.1%	88.0%	89.1%	88.7%

* This is based on patients treated on this contract for their most recent course of treatment. Figures in italics indicate the base number of FP17s or Patient Questionnaire responses are less than 100. N/A is shown where the base number of responses is less than 10 during the period. % is calculated as Quantity/Base number*100

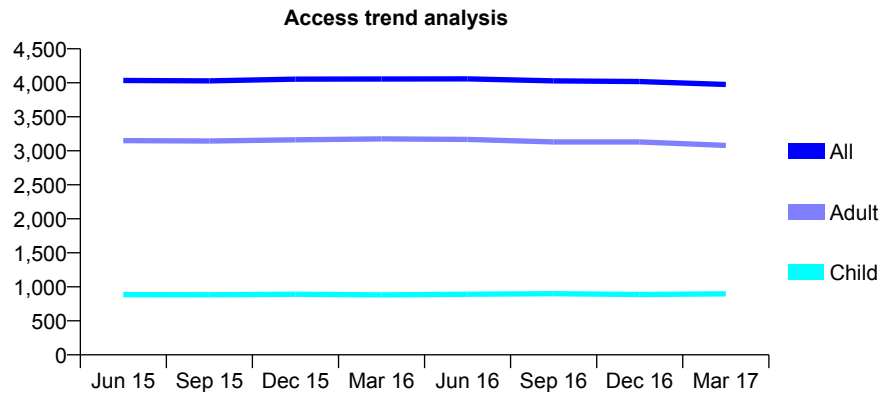
Q55 - Vital Signs At a Glance Contract Report for 110841/0001 - March 2017

Name or company name	Bamford Dental Practice
Contract type name	GDS Contract
Purpose of contract	General
Contract start date	01/04/2011
Contract end date	

16/17 Contracted general activity (UDA)	11,928
Carry forward general activity (UDA)	0
16/17 Contracted orthodontic activity (UOA)	0
Carry forward orthodontic activity (UOA)	0
Baseline contract value	£304,730.58

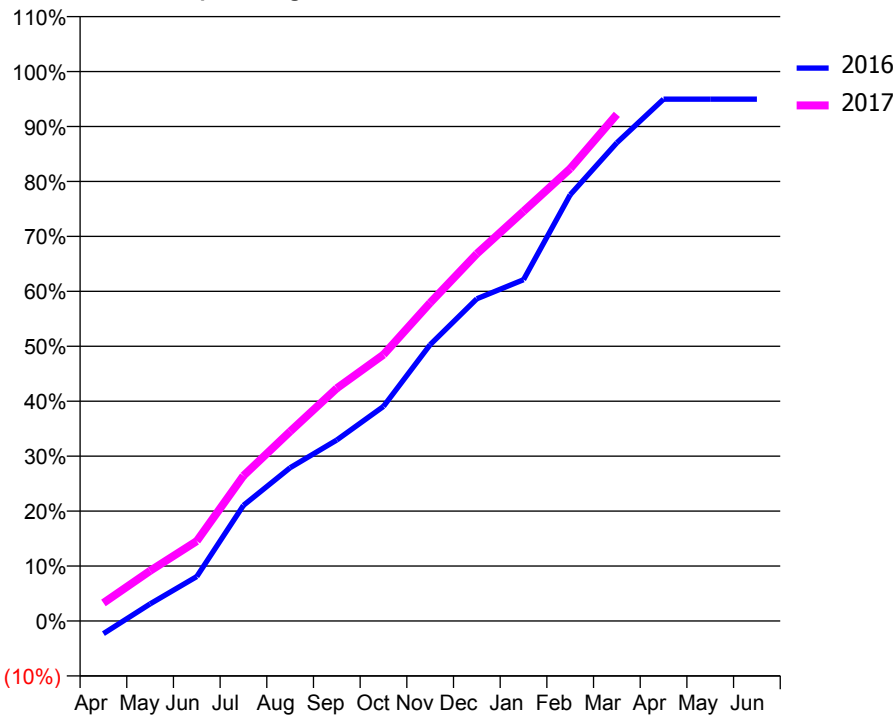
ACCESS*

Patients seen in 24 months	Total	Change since previous quarter
Quarter ending March 2016	4,056	
Quarter ending June 2016	4,058	→
Quarter ending September 2016	4,029	→
Quarter ending December 2016	4,019	→
Quarter ending March 2017	3,976	↓
Variance since March 2016	(2.0%)	↓



ACTIVITY

Cumulative percentage of contracted UDA delivered 2016 & 2017



Month	Adjusted Scheduled Activity (UDA)	
	2016	2017
April	-276	392
May	371	1,090
June	965	1,734
July	2,511	3,153
August	3,326	4,114
September	3,929	5,052
October	4,660	5,781
November	6,000	6,908
December	6,995	7,972
January	7,409	8,893
February	9,253	9,818
March	10,383	10,999
April	11,327	
May	11,327	
June	11,327	

QUALITY

	Quantity	Base Number	Contract	AT	Region	England
% of FP17s for the same patient ID Re-attending within 3 months - Children	101	1,384	7.3%	10.9%	12.0%	12.3%
% of FP17s for the same patient ID Re-attending within 3 months - Adults	664	4,577	14.5%	15.2%	16.0%	16.7%
% of FP17s for the same patient ID Re-attending between 3 & 9 months - Children	831	1,384	60.0%	61.3%	58.8%	57.6%
% of FP17s for the same patient ID Re-attending between 3 & 9 months - Adults	2,492	4,577	54.4%	54.8%	51.2%	50.1%
% of FP17s for Band 1 Urgent Courses	393	5,631	7.0%	7.0%	8.0%	9.1%
% of FP17s Relating to Free Repair or Replacements	67	5,631	1.2%	0.8%	0.8%	0.8%
% of FP17s Relating to Continuations	72	5,631	1.3%	1.6%	1.2%	1.2%
% of Patients satisfied with the dentistry they have received	10	11	90.9%	92.3%	92.7%	92.8%
% of Patients satisfied with the time they had to wait for an appointment	11	11	100.0%	88.0%	89.1%	88.7%

* This is based on patients treated on this contract for their most recent course of treatment. Figures in italics indicate the base number of FP17s or Patient Questionnaire responses are less than 100. N/A is shown where the base number of responses is less than 10 during the period. % is calculated as Quantity/Base number*100

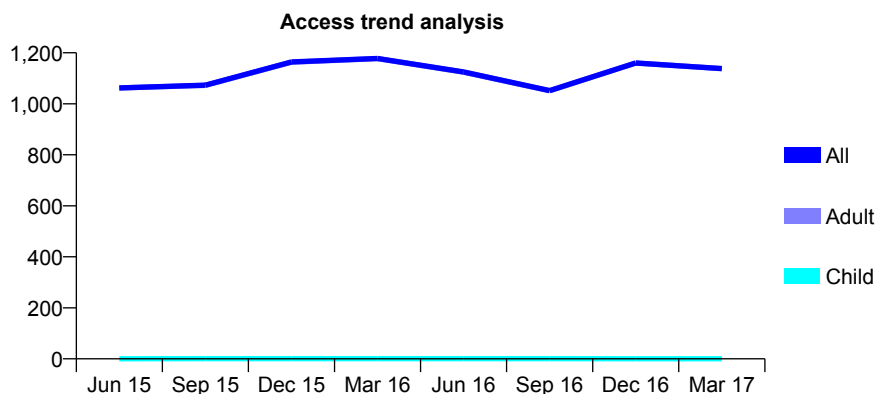
Q55 - Vital Signs At a Glance Contract Report for 111627/0002 - March 2017

Name or company name	VOSG Bassetlaw Ltd
Contract type name	PDS Contract
Purpose of contract	General
Contract start date	01/07/2013
Contract end date	31/03/2017

16/17 Contracted general activity (UDA)	4,000
Carry forward general activity (UDA)	0
16/17 Contracted orthodontic activity (UOA)	0
Carry forward orthodontic activity (UOA)	0
Baseline contract value	£148,523.69

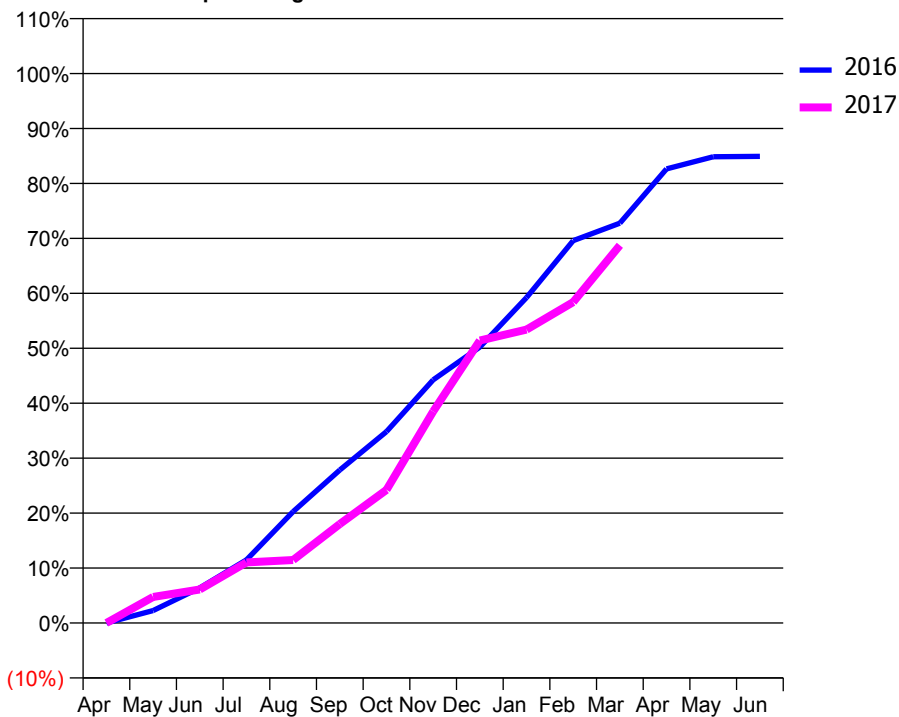
ACCESS*

Patients seen in 24 months	Total	Change since previous quarter
Quarter ending March 2016	1,178	
Quarter ending June 2016	1,125	↓
Quarter ending September 2016	1,052	↓
Quarter ending December 2016	1,160	↑
Quarter ending March 2017	1,138	↓
Variance since March 2016	(3.4%)	↓



ACTIVITY

Cumulative percentage of contracted UDA delivered 2016 & 2017



Month	Adjusted Scheduled Activity (UDA)	
	2016	2017
April	0	0
May	91	190
June	256	244
July	460	441
August	811	459
September	1,113	721
October	1,394	969
November	1,770	1,540
December	2,009	2,056
January	2,369	2,136
February	2,783	2,336
March	2,911	2,750
April	3,306	
May	3,394	
June	3,397	

QUALITY

	Quantity	Base Number	Contract	AT	Region	England
% of FP17s for the same patient ID Re-attending within 3 months - Children	0	0	N/A	10.9%	12.0%	12.3%
% of FP17s for the same patient ID Re-attending within 3 months - Adults	64	928	6.9%	15.2%	16.0%	16.7%
% of FP17s for the same patient ID Re-attending between 3 & 9 months - Children	0	0	N/A	61.3%	58.8%	57.6%
% of FP17s for the same patient ID Re-attending between 3 & 9 months - Adults	113	928	12.2%	54.8%	51.2%	50.1%
% of FP17s for Band 1 Urgent Courses	59	772	7.6%	7.0%	8.0%	9.1%
% of FP17s Relating to Free Repair or Replacements	0	772	0.0%	0.8%	0.8%	0.8%
% of FP17s Relating to Continuations	0	772	0.0%	1.6%	1.2%	1.2%
% of Patients satisfied with the dentistry they have received	0	0	N/A	92.3%	92.7%	92.8%
% of Patients satisfied with the time they had to wait for an appointment	0	0	N/A	88.0%	89.1%	88.7%

* This is based on patients treated on this contract for their most recent course of treatment. Figures in italics indicate the base number of FP17s or Patient Questionnaire responses are less than 100. N/A is shown where the base number of responses is less than 10 during the period. % is calculated as Quantity/Base number*100

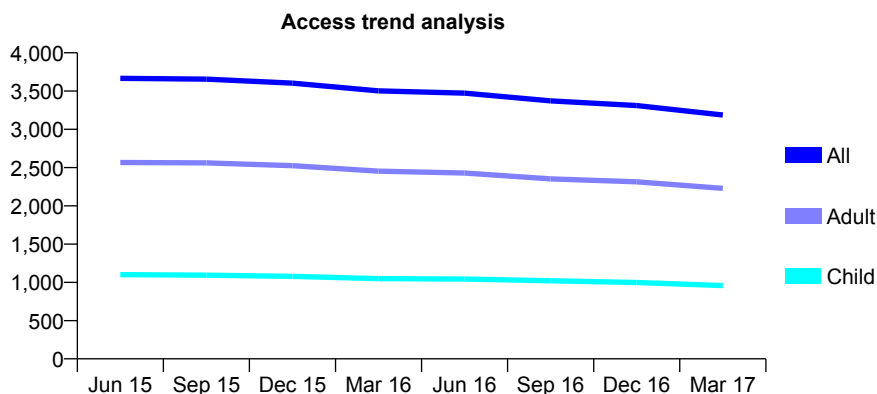
Q55 - Vital Signs At a Glance Contract Report for 113883/0001 - March 2017

Name or company name	Aesthetix Limited
Contract type name	GDS Contract
Purpose of contract	General
Contract start date	01/12/2012
Contract end date	

16/17 Contracted general activity (UDA)	9,555
Carry forward general activity (UDA)	0
16/17 Contracted orthodontic activity (UOA)	0
Carry forward orthodontic activity (UOA)	0
Baseline contract value	£286,012.00

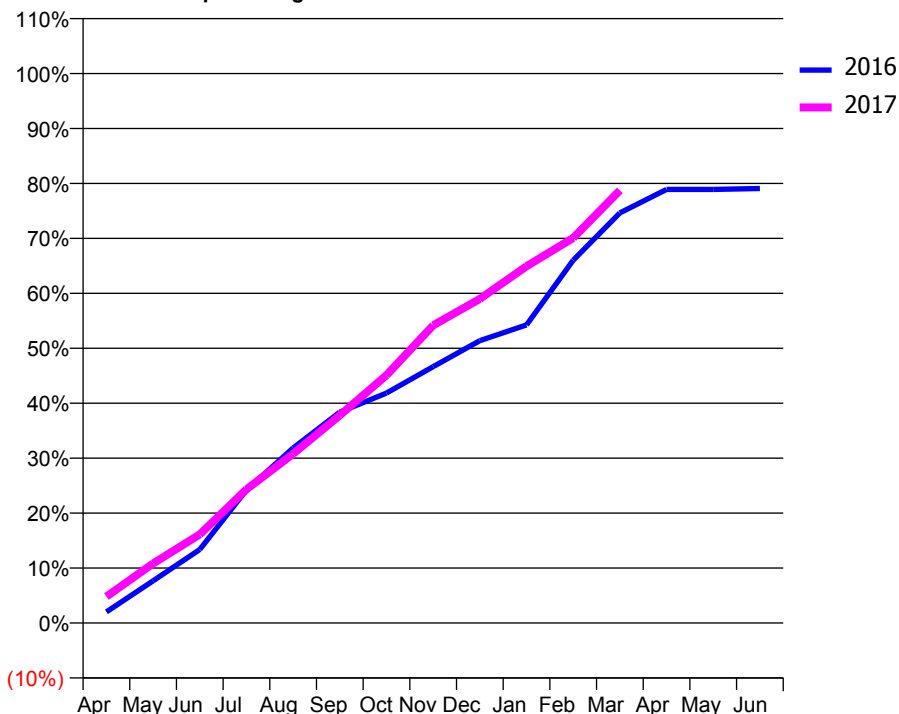
ACCESS*

Patients seen in 24 months	Total	Change since previous quarter
Quarter ending March 2016	3,502	
Quarter ending June 2016	3,472	→
Quarter ending September 2016	3,372	↓
Quarter ending December 2016	3,311	↓
Quarter ending March 2017	3,187	↓
Variance since March 2016	(9.0%)	↓



ACTIVITY

Cumulative percentage of contracted UDA delivered 2016 & 2017



Month	Adjusted Scheduled Activity (UDA)	
	2016	2017
April	194	460
May	734	1,034
June	1,279	1,541
July	2,314	2,324
August	3,044	2,941
September	3,666	3,611
October	3,999	4,309
November	4,458	5,176
December	4,910	5,636
January	5,183	6,203
February	6,308	6,696
March	7,132	7,523
April	7,538	
May	7,538	
June	7,554	

QUALITY

	Quantity	Base Number	Contract	AT	Region	England
% of FP17s for the same patient ID Re-attending within 3 months - Children	118	1,459	8.1%	10.9%	12.0%	12.3%
% of FP17s for the same patient ID Re-attending within 3 months - Adults	501	3,012	16.6%	15.2%	16.0%	16.7%
% of FP17s for the same patient ID Re-attending between 3 & 9 months - Children	940	1,459	64.4%	61.3%	58.8%	57.6%
% of FP17s for the same patient ID Re-attending between 3 & 9 months - Adults	1,487	3,012	49.4%	54.8%	51.2%	50.1%
% of FP17s for Band 1 Urgent Courses	162	3,743	4.3%	7.0%	8.0%	9.1%
% of FP17s Relating to Free Repair or Replacements	48	3,743	1.3%	0.8%	0.8%	0.8%
% of FP17s Relating to Continuations	149	3,743	4.0%	1.6%	1.2%	1.2%
% of Patients satisfied with the dentistry they have received	3	3	N/A	92.3%	92.7%	92.8%
% of Patients satisfied with the time they had to wait for an appointment	3	3	N/A	88.0%	89.1%	88.7%

* This is based on patients treated on this contract for their most recent course of treatment. Figures in italics indicate the base number of FP17s or Patient Questionnaire responses are less than 100. N/A is shown where the base number of responses is less than 10 during the period. % is calculated as Quantity/Base number*100

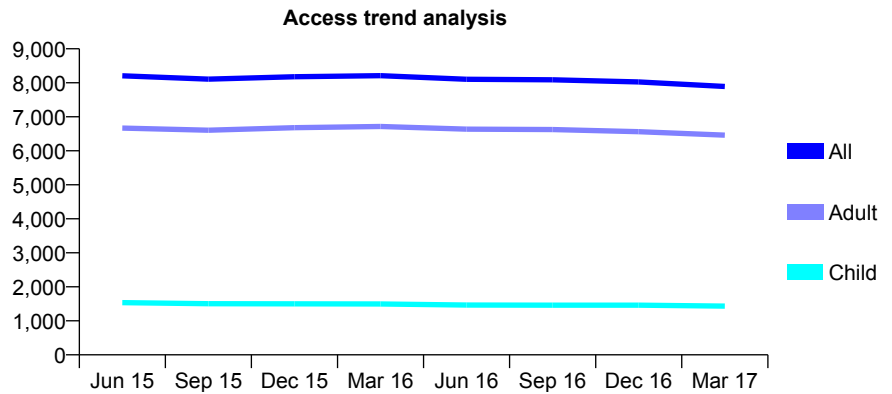
Q55 - Vital Signs At a Glance Contract Report for 115649/0001 - March 2017

Name or company name	Whitecross Dental Care Ltd
Contract type name	GDS Contract
Purpose of contract	General
Contract start date	01/05/2011
Contract end date	

16/17 Contracted general activity (UDA)	22,225
Carry forward general activity (UDA)	0
16/17 Contracted orthodontic activity (UOA)	0
Carry forward orthodontic activity (UOA)	0
Baseline contract value	£587,018.86

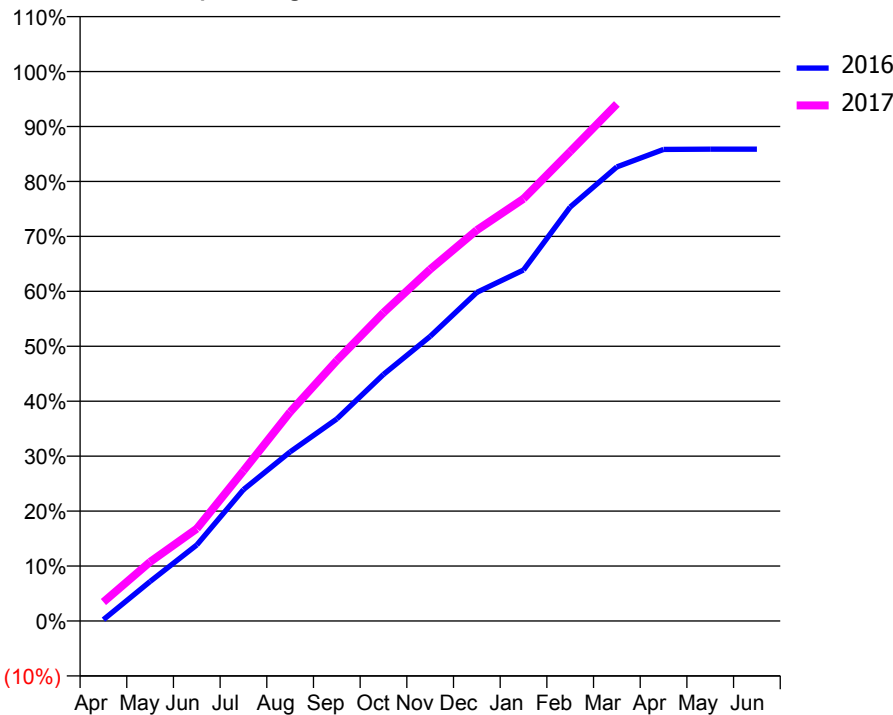
ACCESS*

Patients seen in 24 months	Total	Change since previous quarter
Quarter ending March 2016	8,211	
Quarter ending June 2016	8,103	↓
Quarter ending September 2016	8,087	→
Quarter ending December 2016	8,025	→
Quarter ending March 2017	7,893	↓
Variance since March 2016	(3.9%)	↓



ACTIVITY

Cumulative percentage of contracted UDA delivered 2016 & 2017



Month	Adjusted Scheduled Activity (UDA)	
	2016	2017
April	69	766
May	1,957	2,393
June	3,768	3,737
July	6,508	6,076
August	8,384	8,452
September	10,013	10,537
October	12,221	12,472
November	14,099	14,227
December	16,280	15,812
January	17,393	17,080
February	20,507	18,987
March	22,502	20,915
April	23,365	
May	23,376	
June	23,377	

QUALITY

	Quantity	Base Number	Contract	AT	Region	England
% of FP17s for the same patient ID Re-attending within 3 months - Children	92	2,055	4.5%	10.9%	12.0%	12.3%
% of FP17s for the same patient ID Re-attending within 3 months - Adults	974	8,776	11.1%	15.2%	16.0%	16.7%
% of FP17s for the same patient ID Re-attending between 3 & 9 months - Children	1,298	2,055	63.2%	61.3%	58.8%	57.6%
% of FP17s for the same patient ID Re-attending between 3 & 9 months - Adults	4,802	8,776	54.7%	54.8%	51.2%	50.1%
% of FP17s for Band 1 Urgent Courses	269	10,442	2.6%	7.0%	8.0%	9.1%
% of FP17s Relating to Free Repair or Replacements	65	10,442	0.6%	0.8%	0.8%	0.8%
% of FP17s Relating to Continuations	350	10,442	3.4%	1.6%	1.2%	1.2%
% of Patients satisfied with the dentistry they have received	6	7	N/A	92.3%	92.7%	92.8%
% of Patients satisfied with the time they had to wait for an appointment	4	7	N/A	88.0%	89.1%	88.7%

* This is based on patients treated on this contract for their most recent course of treatment. Figures in italics indicate the base number of FP17s or Patient Questionnaire responses are less than 100. N/A is shown where the base number of responses is less than 10 during the period. % is calculated as Quantity/Base number*100

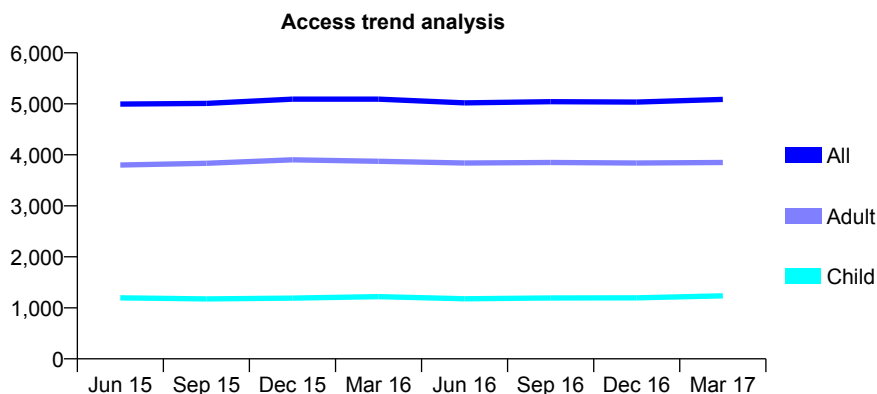
Q55 - Vital Signs At a Glance Contract Report for 115711/0001 - March 2017

Name or company name	Ishak Practices Limited
Contract type name	GDS Contract
Purpose of contract	General
Contract start date	01/04/2011
Contract end date	

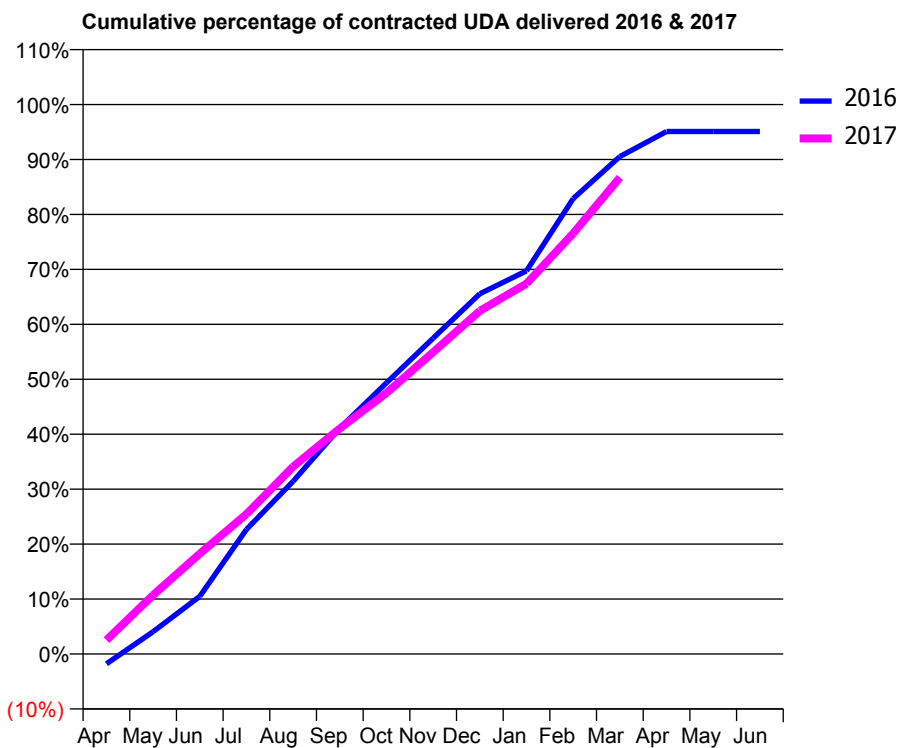
16/17 Contracted general activity (UDA)	16,922
Carry forward general activity (UDA)	0
16/17 Contracted orthodontic activity (UOA)	0
Carry forward orthodontic activity (UOA)	0
Baseline contract value	£396,042.92

ACCESS*

Patients seen in 24 months	Total	Change since previous quarter
Quarter ending March 2016	5,091	
Quarter ending June 2016	5,017	↓
Quarter ending September 2016	5,043	→
Quarter ending December 2016	5,035	→
Quarter ending March 2017	5,085	→
Variance since March 2016	(0.1%)	→



ACTIVITY



Month	Adjusted Scheduled Activity (UDA)	
	2016	2017
April	-305	430
May	687	1,816
June	1,775	3,091
July	3,837	4,310
August	5,320	5,771
September	6,957	6,947
October	8,352	8,040
November	9,728	9,297
December	11,094	10,569
January	11,802	11,404
February	14,024	12,953
March	15,319	14,676
April	16,092	
May	16,092	
June	16,092	

QUALITY

	Quantity	Base Number	Contract	AT	Region	England
% of FP17s for the same patient ID Re-attending within 3 months - Children	75	1,873	4.0%	10.9%	12.0%	12.3%
% of FP17s for the same patient ID Re-attending within 3 months - Adults	397	5,343	7.4%	15.2%	16.0%	16.7%
% of FP17s for the same patient ID Re-attending between 3 & 9 months - Children	1,256	1,873	67.1%	61.3%	58.8%	57.6%
% of FP17s for the same patient ID Re-attending between 3 & 9 months - Adults	3,416	5,343	63.9%	54.8%	51.2%	50.1%
% of FP17s for Band 1 Urgent Courses	0	6,955	0.0%	7.0%	8.0%	9.1%
% of FP17s Relating to Free Repair or Replacements	39	6,955	0.6%	0.8%	0.8%	0.8%
% of FP17s Relating to Continuations	106	6,955	1.5%	1.6%	1.2%	1.2%
% of Patients satisfied with the dentistry they have received	9	9	N/A	92.3%	92.7%	92.8%
% of Patients satisfied with the time they had to wait for an appointment	9	9	N/A	88.0%	89.1%	88.7%

* This is based on patients treated on this contract for their most recent course of treatment. Figures in italics indicate the base number of FP17s or Patient Questionnaire responses are less than 100. N/A is shown where the base number of responses is less than 10 during the period. % is calculated as Quantity/Base number*100

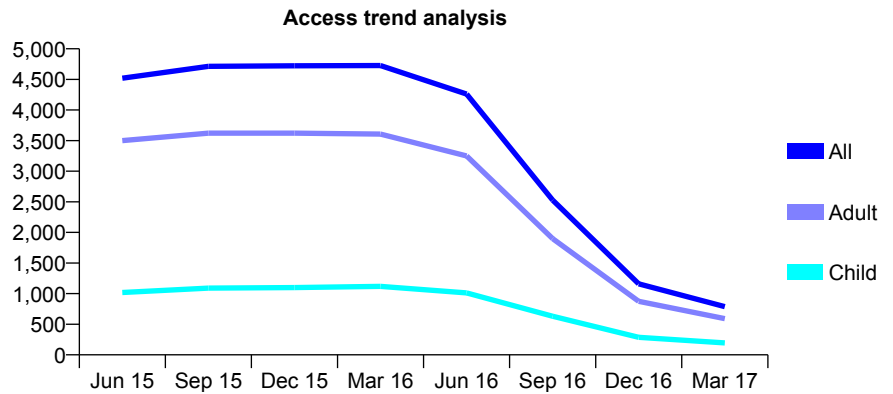
Q55 - Vital Signs At a Glance Contract Report for 115843/0001 - March 2017

Name or company name	Brimington Dental Practice
Contract type name	GDS Contract
Purpose of contract	General and Orthodontic
Contract start date	01/11/2012
Contract end date	31/05/2016

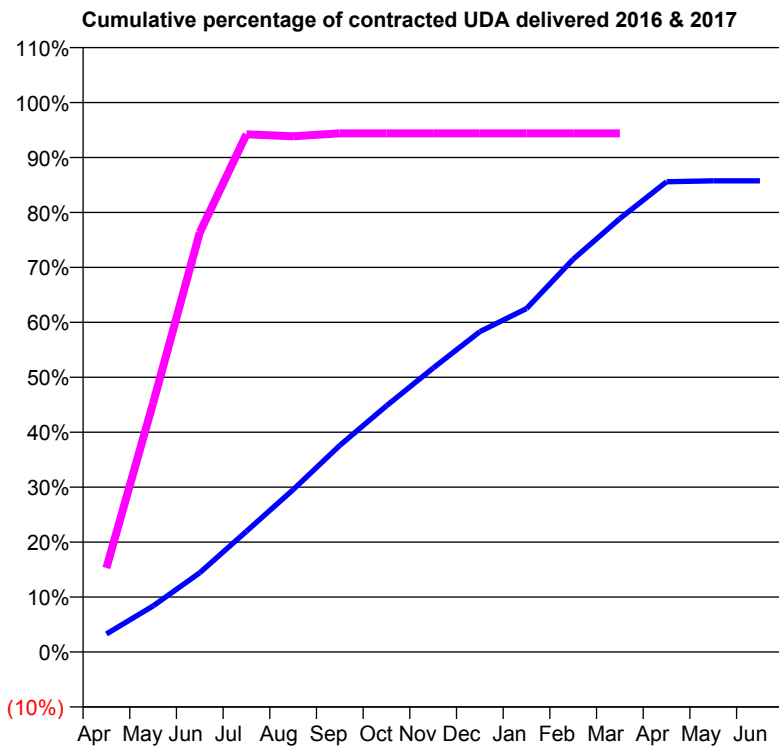
16/17 Contracted general activity (UDA)	3,285
Carry forward general activity (UDA)	0
16/17 Contracted orthodontic activity (UOA)	96
Carry forward orthodontic activity (UOA)	0
Baseline contract value	£95,302.03

ACCESS*

Patients seen in 24 months	Total	Change since previous quarter
Quarter ending March 2016	4,726	
Quarter ending June 2016	4,261	↓
Quarter ending September 2016	2,529	↓
Quarter ending December 2016	1,161	↓
Quarter ending March 2017	787	↓
Variance since March 2016	(83.3%)	↓



ACTIVITY



Month	Adjusted Scheduled Activity (UDA)	
	2016	2017
April	650	503
May	1,651	1,488
June	2,843	2,508
July	4,332	3,095
August	5,825	3,083
September	7,411	3,100
October	8,834	3,100
November	10,184	3,100
December	11,490	3,100
January	12,320	3,100
February	14,087	3,100
March	15,544	3,100
April	16,868	
May	16,899	
June	16,902	

QUALITY

	Quantity	Base Number	Contract	AT	Region	England
% of FP17s for the same patient ID Re-attending within 3 months - Children	171	600	28.5%	10.9%	12.0%	12.3%
% of FP17s for the same patient ID Re-attending within 3 months - Adults	174	1,588	11.0%	15.2%	16.0%	16.7%
% of FP17s for the same patient ID Re-attending between 3 & 9 months - Children	324	600	54.0%	61.3%	58.8%	57.6%
% of FP17s for the same patient ID Re-attending between 3 & 9 months - Adults	1,186	1,588	74.7%	54.8%	51.2%	50.1%
% of FP17s for Band 1 Urgent Courses	92	1,458	6.3%	7.0%	8.0%	9.1%
% of FP17s Relating to Free Repair or Replacements	5	1,458	0.3%	0.8%	0.8%	0.8%
% of FP17s Relating to Continuations	4	1,458	0.3%	1.6%	1.2%	1.2%
% of Patients satisfied with the dentistry they have received	2	2	N/A	92.3%	92.7%	92.8%
% of Patients satisfied with the time they had to wait for an appointment	2	2	N/A	88.0%	89.1%	88.7%

* This is based on patients treated on this contract for their most recent course of treatment. Figures in italics indicate the base number of FP17s or Patient Questionnaire responses are less than 100. N/A is shown where the base number of responses is less than 10 during the period. % is calculated as Quantity/Base number*100

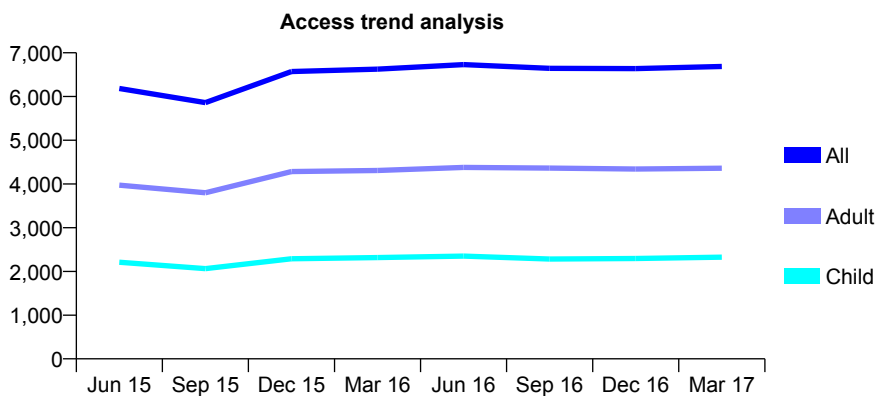
Q55 - Vital Signs At a Glance Contract Report for 116114/0001 - March 2017

Name or company name	Rise Park Dental Practice
Contract type name	GDS Contract
Purpose of contract	General
Contract start date	01/04/2010
Contract end date	

16/17 Contracted general activity (UDA)	16,916
Carry forward general activity (UDA)	-338
16/17 Contracted orthodontic activity (UOA)	0
Carry forward orthodontic activity (UOA)	0
Baseline contract value	£383,524.09

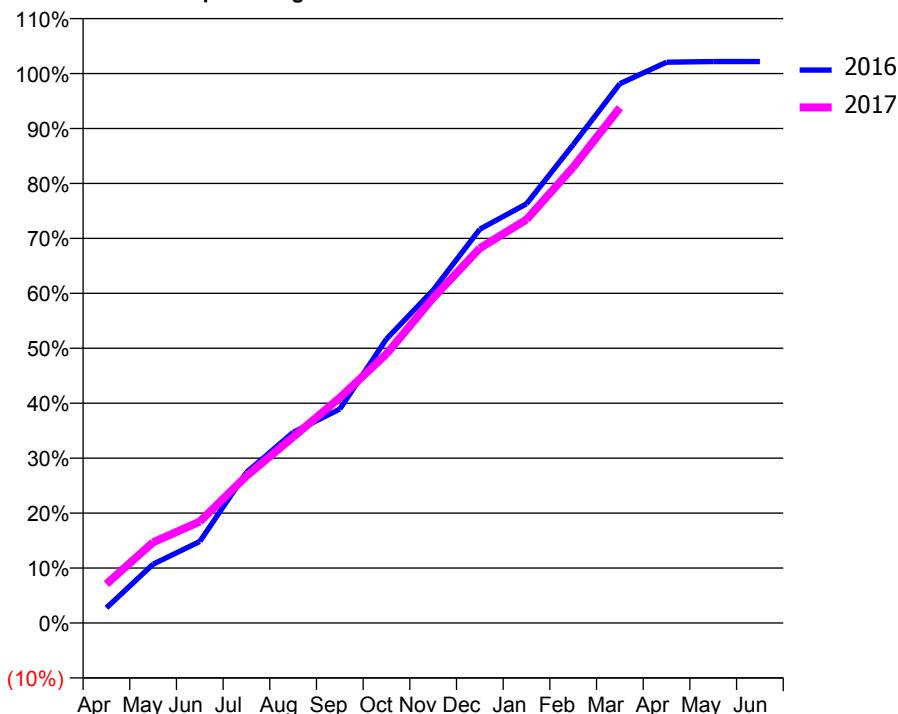
ACCESS*

Patients seen in 24 months	Total	Change since previous quarter
Quarter ending March 2016	6,625	
Quarter ending June 2016	6,729	→
Quarter ending September 2016	6,646	↓
Quarter ending December 2016	6,638	→
Quarter ending March 2017	6,687	→
Variance since March 2016	0.9%	→



ACTIVITY

Cumulative percentage of contracted UDA delivered 2016 & 2017



Month	Adjusted Scheduled Activity (UDA)	
	2016	2017
April	465	1,201
May	1,812	2,486
June	2,512	3,121
July	4,636	4,527
August	5,866	5,725
September	6,588	6,936
October	8,745	8,283
November	10,249	10,010
December	12,125	11,539
January	12,905	12,421
February	14,726	14,034
March	16,604	15,863
April	17,266	
May	17,285	
June	17,286	

QUALITY

	Quantity	Base Number	Contract	AT	Region	England
% of FP17s for the same patient ID Re-attending within 3 months - Children	184	3,133	5.9%	10.9%	12.0%	12.3%
% of FP17s for the same patient ID Re-attending within 3 months - Adults	477	4,880	9.8%	15.2%	16.0%	16.7%
% of FP17s for the same patient ID Re-attending between 3 & 9 months - Children	1,797	3,133	57.4%	61.3%	58.8%	57.6%
% of FP17s for the same patient ID Re-attending between 3 & 9 months - Adults	2,324	4,880	47.6%	54.8%	51.2%	50.1%
% of FP17s for Band 1 Urgent Courses	254	7,698	3.3%	7.0%	8.0%	9.1%
% of FP17s Relating to Free Repair or Replacements	43	7,698	0.6%	0.8%	0.8%	0.8%
% of FP17s Relating to Continuations	142	7,698	1.8%	1.6%	1.2%	1.2%
% of Patients satisfied with the dentistry they have received	6	6	N/A	92.3%	92.7%	92.8%
% of Patients satisfied with the time they had to wait for an appointment	4	6	N/A	88.0%	89.1%	88.7%

* This is based on patients treated on this contract for their most recent course of treatment. Figures in italics indicate the base number of FP17s or Patient Questionnaire responses are less than 100. N/A is shown where the base number of responses is less than 10 during the period. % is calculated as Quantity/Base number*100

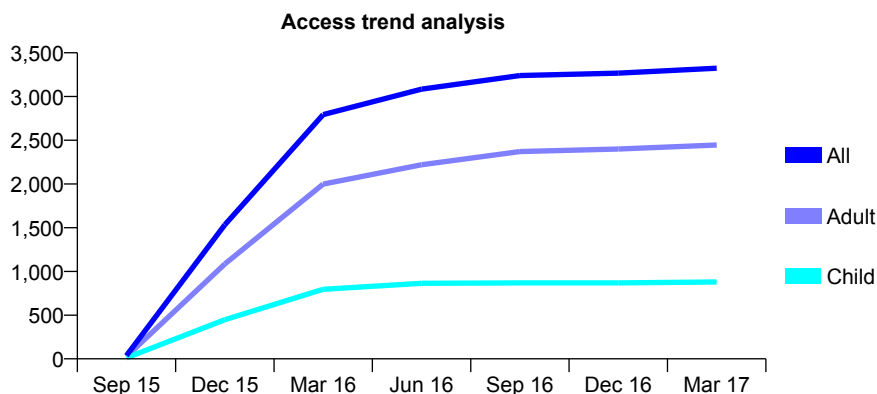
Q55 - Vital Signs At a Glance Contract Report for 116386/0001 - March 2017

Name or company name	Apex Dental Care Dronfield Partnership
Contract type name	GDS Contract
Purpose of contract	General and Orthodontic
Contract start date	01/05/2015
Contract end date	

16/17 Contracted general activity (UDA)	10,201
Carry forward general activity (UDA)	109
16/17 Contracted orthodontic activity (UOA)	105
Carry forward orthodontic activity (UOA)	0
Baseline contract value	£262,038.66

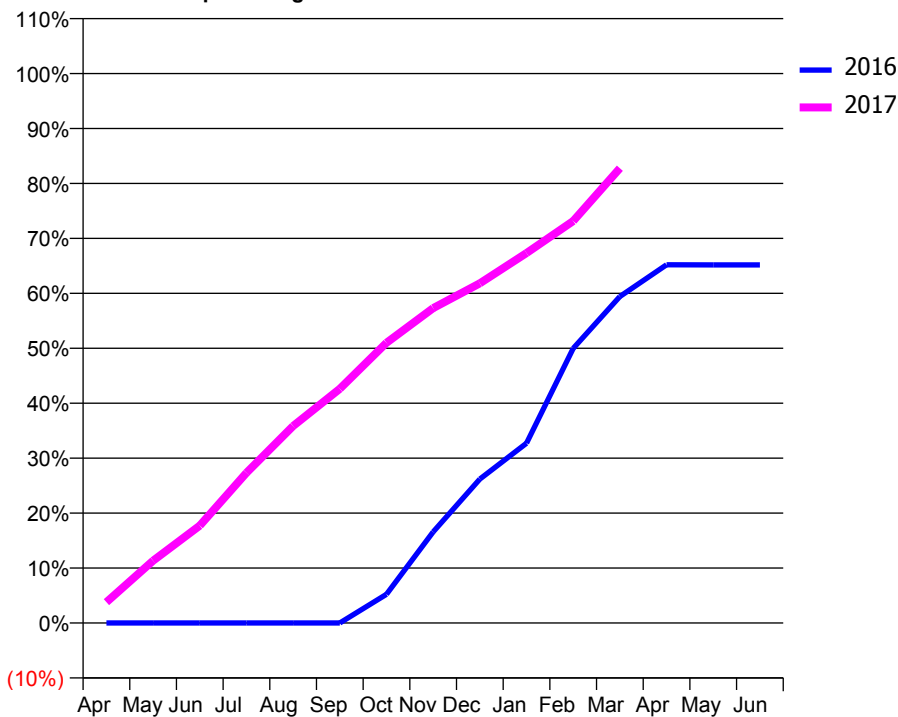
ACCESS*

Patients seen in 24 months	Total	Change since previous quarter
Quarter ending March 2016	2,793	
Quarter ending June 2016	3,084	↑
Quarter ending September 2016	3,240	↑
Quarter ending December 2016	3,268	→
Quarter ending March 2017	3,324	→
Variance since March 2016	19.0%	↑



ACTIVITY

Cumulative percentage of contracted UDA delivered 2016 & 2017



Month	Adjusted Scheduled Activity (UDA)	
	2016	2017
April	0	386
May	0	1,158
June	0	1,807
July	0	2,788
August	0	3,658
September	0	4,349
October	490	5,202
November	1,552	5,845
December	2,452	6,307
January	3,064	6,869
February	4,680	7,463
March	5,565	8,443
April	6,105	
May	6,103	
June	6,103	

QUALITY

	Quantity	Base Number	Contract	AT	Region	England
% of FP17s for the same patient ID Re-attending within 3 months - Children	86	1,743	4.9%	10.9%	12.0%	12.3%
% of FP17s for the same patient ID Re-attending within 3 months - Adults	547	4,186	13.1%	15.2%	16.0%	16.7%
% of FP17s for the same patient ID Re-attending between 3 & 9 months - Children	1,340	1,743	76.9%	61.3%	58.8%	57.6%
% of FP17s for the same patient ID Re-attending between 3 & 9 months - Adults	2,735	4,186	65.3%	54.8%	51.2%	50.1%
% of FP17s for Band 1 Urgent Courses	443	5,492	8.1%	7.0%	8.0%	9.1%
% of FP17s Relating to Free Repair or Replacements	30	5,492	0.5%	0.8%	0.8%	0.8%
% of FP17s Relating to Continuations	8	5,492	0.1%	1.6%	1.2%	1.2%
% of Patients satisfied with the dentistry they have received	11	11	100.0%	92.3%	92.7%	92.8%
% of Patients satisfied with the time they had to wait for an appointment	10	11	90.9%	88.0%	89.1%	88.7%

* This is based on patients treated on this contract for their most recent course of treatment. Figures in italics indicate the base number of FP17s or Patient Questionnaire responses are less than 100. N/A is shown where the base number of responses is less than 10 during the period. % is calculated as Quantity/Base number*100

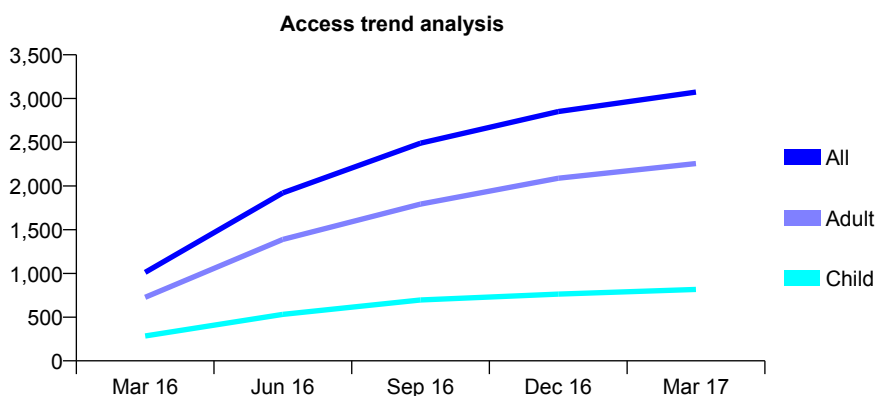
Q55 - Vital Signs At a Glance Contract Report for 117153/0001 - March 2017

Name or company name	Woodthorpe Dental Care
Contract type name	GDS Contract
Purpose of contract	General
Contract start date	24/12/2015
Contract end date	

16/17 Contracted general activity (UDA)	8,991
Carry forward general activity (UDA)	0
16/17 Contracted orthodontic activity (UOA)	0
Carry forward orthodontic activity (UOA)	0
Baseline contract value	£212,610.11

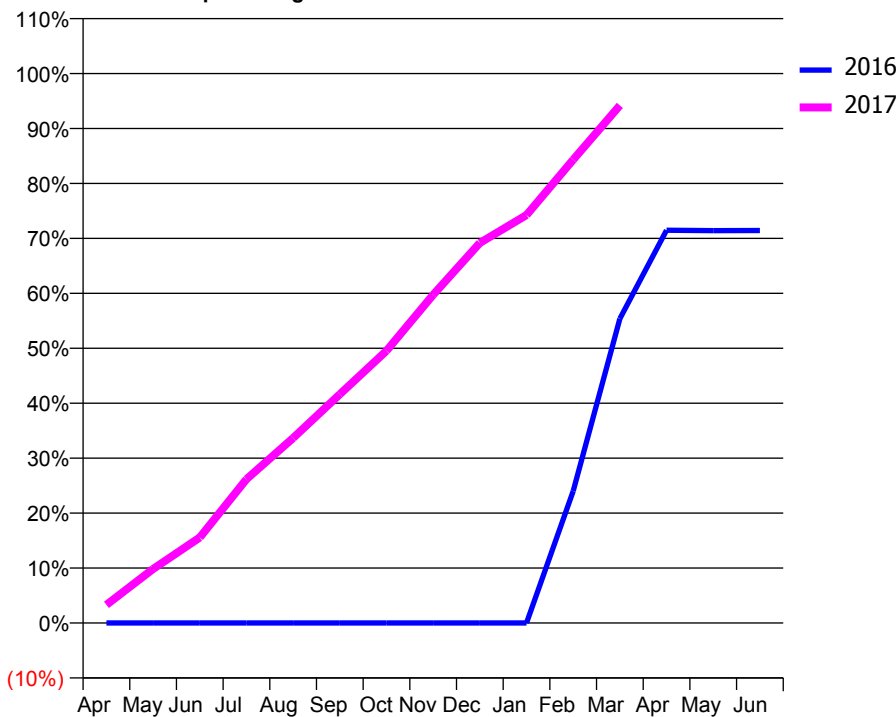
ACCESS*

Patients seen in 24 months	Total	Change since previous quarter
Quarter ending March 2016	1,012	
Quarter ending June 2016	1,921	↑
Quarter ending September 2016	2,489	↑
Quarter ending December 2016	2,851	↑
Quarter ending March 2017	3,073	↑
Variance since March 2016	203.7%	↑



ACTIVITY

Cumulative percentage of contracted UDA delivered 2016 & 2017



Month	Adjusted Scheduled Activity (UDA)	
	2016	2017
April	0	297
May	0	886
June	0	1,401
July	0	2,353
August	0	3,027
September	0	3,743
October	0	4,454
November	0	5,371
December	0	6,220
January	0	6,676
February	584	7,580
March	1,347	8,468
April	1,738	
May	1,736	
June	1,737	

QUALITY

	Quantity	Base Number	Contract	AT	Region	England
% of FP17s for the same patient ID Re-attending within 3 months - Children	91	1,328	6.9%	10.9%	12.0%	12.3%
% of FP17s for the same patient ID Re-attending within 3 months - Adults	440	3,670	12.0%	15.2%	16.0%	16.7%
% of FP17s for the same patient ID Re-attending between 3 & 9 months - Children	546	1,328	41.1%	61.3%	58.8%	57.6%
% of FP17s for the same patient ID Re-attending between 3 & 9 months - Adults	1,467	3,670	40.0%	54.8%	51.2%	50.1%
% of FP17s for Band 1 Urgent Courses	370	4,773	7.8%	7.0%	8.0%	9.1%
% of FP17s Relating to Free Repair or Replacements	16	4,773	0.3%	0.8%	0.8%	0.8%
% of FP17s Relating to Continuations	4	4,773	0.1%	1.6%	1.2%	1.2%
% of Patients satisfied with the dentistry they have received	5	5	N/A	92.3%	92.7%	92.8%
% of Patients satisfied with the time they had to wait for an appointment	4	5	N/A	88.0%	89.1%	88.7%

* This is based on patients treated on this contract for their most recent course of treatment. Figures in italics indicate the base number of FP17s or Patient Questionnaire responses are less than 100. N/A is shown where the base number of responses is less than 10 during the period. % is calculated as Quantity/Base number*100

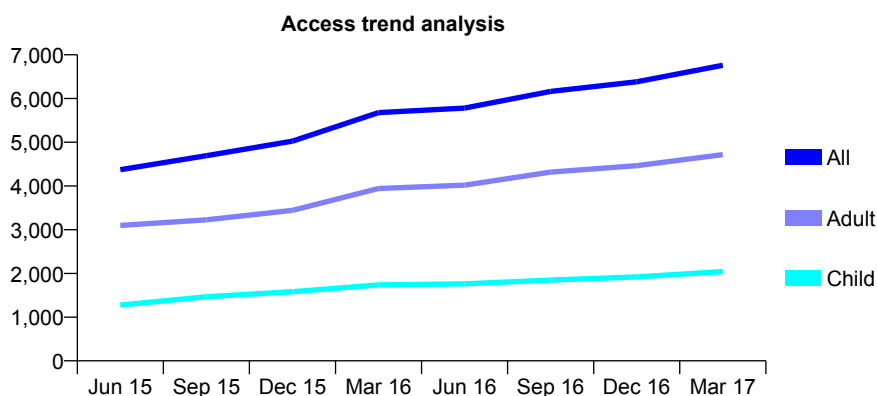
Q55 - Vital Signs At a Glance Contract Report for 117897/0001 - March 2017

Name or company name	Dove Dental Care Ltd
Contract type name	GDS Contract
Purpose of contract	General
Contract start date	01/10/2009
Contract end date	

16/17 Contracted general activity (UDA)	28,030
Carry forward general activity (UDA)	-441
16/17 Contracted orthodontic activity (UOA)	0
Carry forward orthodontic activity (UOA)	0
Baseline contract value	£697,305.09

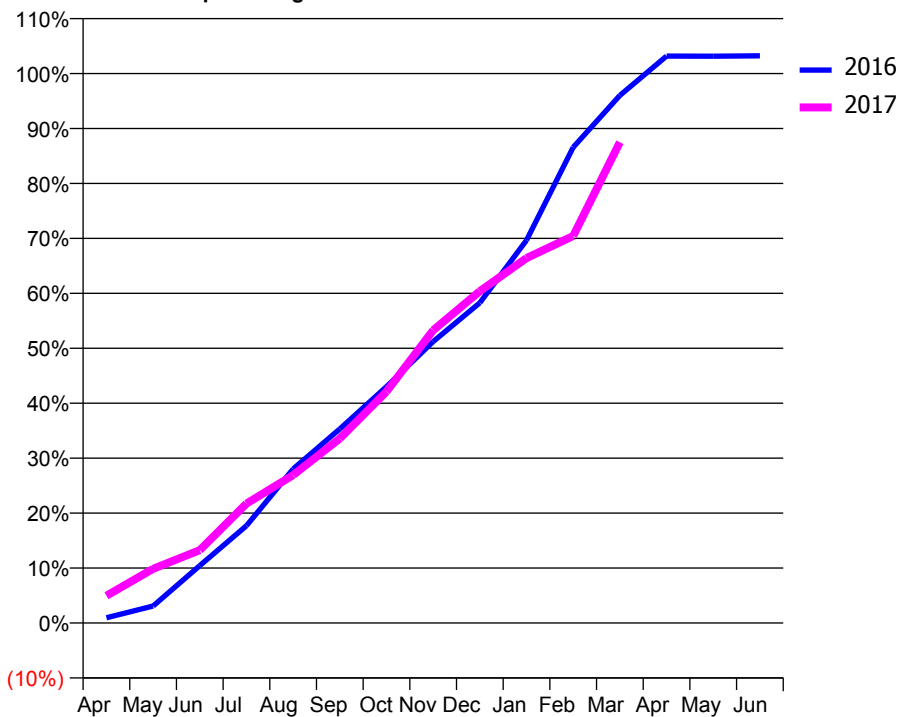
ACCESS*

Patients seen in 24 months	Total	Change since previous quarter
Quarter ending March 2016	5,679	
Quarter ending June 2016	5,780	→
Quarter ending September 2016	6,162	↑
Quarter ending December 2016	6,382	↑
Quarter ending March 2017	6,760	↑
Variance since March 2016	19.0%	↑



ACTIVITY

Cumulative percentage of contracted UDA delivered 2016 & 2017



Month	Adjusted Scheduled Activity (UDA)	
	2016	2017
April	213	1,390
May	681	2,766
June	2,299	3,714
July	3,900	6,089
August	6,175	7,544
September	7,781	9,409
October	9,475	11,802
November	11,285	14,934
December	12,838	16,927
January	15,345	18,612
February	19,072	19,744
March	21,152	24,522
April	22,731	
May	22,724	
June	22,737	

QUALITY

	Quantity	Base Number	Contract	AT	Region	England
% of FP17s for the same patient ID Re-attending within 3 months - Children	562	3,720	15.1%	10.9%	12.0%	12.3%
% of FP17s for the same patient ID Re-attending within 3 months - Adults	1,569	7,695	20.4%	15.2%	16.0%	16.7%
% of FP17s for the same patient ID Re-attending between 3 & 9 months - Children	2,107	3,720	56.6%	61.3%	58.8%	57.6%
% of FP17s for the same patient ID Re-attending between 3 & 9 months - Adults	4,215	7,695	54.8%	54.8%	51.2%	50.1%
% of FP17s for Band 1 Urgent Courses	737	10,786	6.8%	7.0%	8.0%	9.1%
% of FP17s Relating to Free Repair or Replacements	105	10,786	1.0%	0.8%	0.8%	0.8%
% of FP17s Relating to Continuations	31	10,786	0.3%	1.6%	1.2%	1.2%
% of Patients satisfied with the dentistry they have received	9	12	75.0%	92.3%	92.7%	92.8%
% of Patients satisfied with the time they had to wait for an appointment	10	12	83.3%	88.0%	89.1%	88.7%

* This is based on patients treated on this contract for their most recent course of treatment. Figures in italics indicate the base number of FP17s or Patient Questionnaire responses are less than 100. N/A is shown where the base number of responses is less than 10 during the period. % is calculated as Quantity/Base number*100

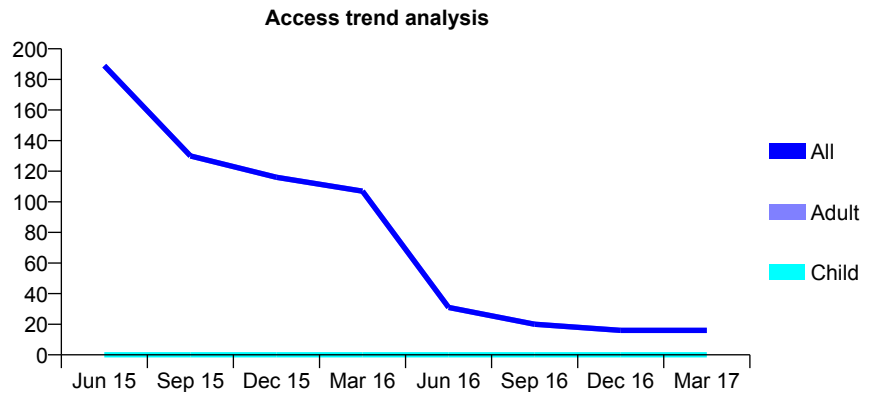
Q55 - Vital Signs At a Glance Contract Report for 118141/0001 - March 2017

Name or company name	HM Prison Service Lowdham Grange
Contract type name	GDS Contract
Purpose of contract	General
Contract start date	01/04/2006
Contract end date	

16/17 Contracted general activity (UDA)	670
Carry forward general activity (UDA)	0
16/17 Contracted orthodontic activity (UOA)	0
Carry forward orthodontic activity (UOA)	0
Baseline contract value	£21,846.24

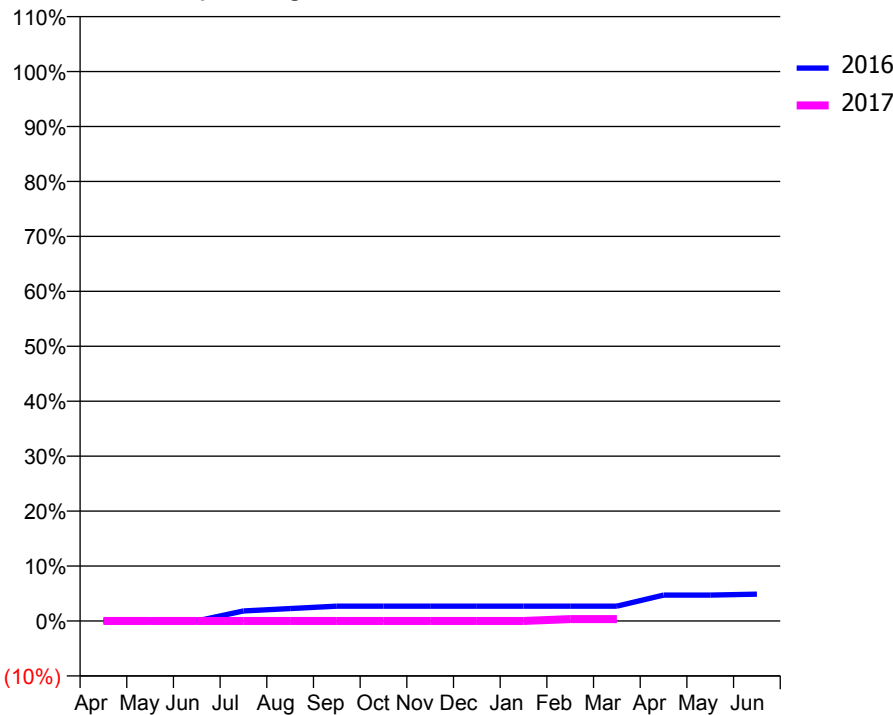
ACCESS*

Patients seen in 24 months	Total	Change since previous quarter
Quarter ending March 2016	107	
Quarter ending June 2016	31	↓
Quarter ending September 2016	20	↓
Quarter ending December 2016	16	↓
Quarter ending March 2017	16	→
Variance since March 2016	(85.0%)	↓



ACTIVITY

Cumulative percentage of contracted UDA delivered 2016 & 2017



Month	2016	2017
April	0	0
May	0	0
June	0	0
July	12	0
August	15	0
September	18	0
October	18	0
November	18	0
December	18	0
January	18	0
February	18	2
March	18	2
April	32	
May	32	
June	33	

QUALITY

	Quantity	Base Number	Contract	AT	Region	England
% of FP17s for the same patient ID Re-attending within 3 months - Children	0	0	N/A	10.9%	12.0%	12.3%
% of FP17s for the same patient ID Re-attending within 3 months - Adults	0	14	0.0%	15.2%	16.0%	16.7%
% of FP17s for the same patient ID Re-attending between 3 & 9 months - Children	0	0	N/A	61.3%	58.8%	57.6%
% of FP17s for the same patient ID Re-attending between 3 & 9 months - Adults	0	14	0.0%	54.8%	51.2%	50.1%
% of FP17s for Band 1 Urgent Courses	2	2	100.0%	7.0%	8.0%	9.1%
% of FP17s Relating to Free Repair or Replacements	0	2	0.0%	0.8%	0.8%	0.8%
% of FP17s Relating to Continuations	0	2	0.0%	1.6%	1.2%	1.2%
% of Patients satisfied with the dentistry they have received	0	0	N/A	92.3%	92.7%	92.8%
% of Patients satisfied with the time they had to wait for an appointment	0	0	N/A	88.0%	89.1%	88.7%

* This is based on patients treated on this contract for their most recent course of treatment. Figures in italics indicate the base number of FP17s or Patient Questionnaire responses are less than 100. N/A is shown where the base number of responses is less than 10 during the period. % is calculated as Quantity/Base number*100

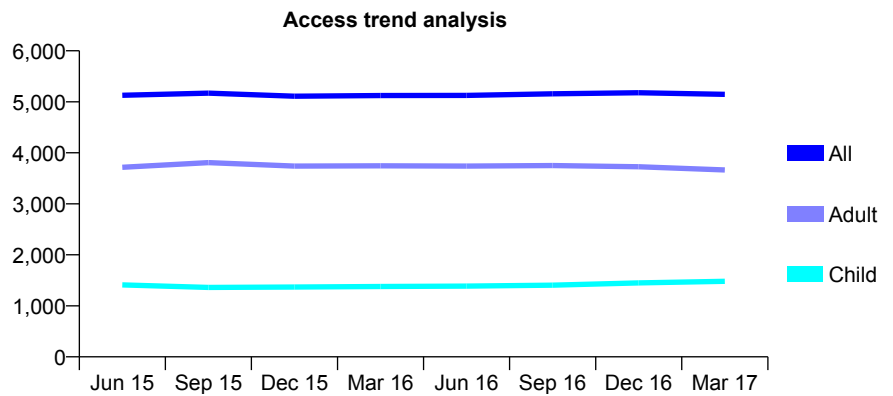
Q55 - Vital Signs At a Glance Contract Report for 118389/0004 - March 2017

Name or company name	Ishak Practices Limited
Contract type name	PDS Plus Contract
Purpose of contract	General
Contract start date	01/04/2011
Contract end date	31/03/2017

16/17 Contracted general activity (UDA)	19,000
Carry forward general activity (UDA)	0
16/17 Contracted orthodontic activity (UOA)	0
Carry forward orthodontic activity (UOA)	0
Baseline contract value	£533,797.83

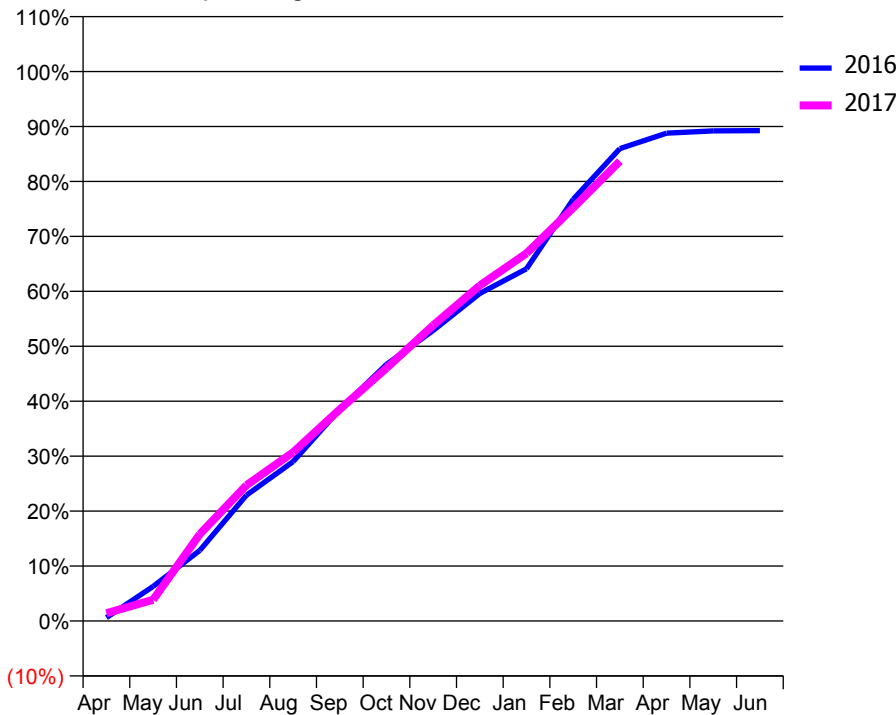
ACCESS*

Patients seen in 24 months	Total	Change since previous quarter
Quarter ending March 2016	5,124	
Quarter ending June 2016	5,126	→
Quarter ending September 2016	5,157	→
Quarter ending December 2016	5,178	→
Quarter ending March 2017	5,146	→
Variance since March 2016	0.4%	→



ACTIVITY

Cumulative percentage of contracted UDA delivered 2016 & 2017



Month	Adjusted Scheduled Activity (UDA)	
	2016	2017
April	119	268
May	1,195	737
June	2,442	3,002
July	4,352	4,698
August	5,513	5,835
September	7,321	7,320
October	8,873	8,744
November	10,043	10,222
December	11,324	11,604
January	12,181	12,715
February	14,580	14,287
March	16,333	15,901
April	16,869	
May	16,946	
June	16,958	

QUALITY

	Quantity	Base Number	Contract	AT	Region	England
% of FP17s for the same patient ID Re-attending within 3 months - Children	145	1,958	7.4%	10.9%	12.0%	12.3%
% of FP17s for the same patient ID Re-attending within 3 months - Adults	669	4,419	15.1%	15.2%	16.0%	16.7%
% of FP17s for the same patient ID Re-attending between 3 & 9 months - Children	1,039	1,958	53.1%	61.3%	58.8%	57.6%
% of FP17s for the same patient ID Re-attending between 3 & 9 months - Adults	2,139	4,419	48.4%	54.8%	51.2%	50.1%
% of FP17s for Band 1 Urgent Courses	533	6,140	8.7%	7.0%	8.0%	9.1%
% of FP17s Relating to Free Repair or Replacements	36	6,140	0.6%	0.8%	0.8%	0.8%
% of FP17s Relating to Continuations	88	6,140	1.4%	1.6%	1.2%	1.2%
% of Patients satisfied with the dentistry they have received	7	9	N/A	92.3%	92.7%	92.8%
% of Patients satisfied with the time they had to wait for an appointment	6	9	N/A	88.0%	89.1%	88.7%

* This is based on patients treated on this contract for their most recent course of treatment. Figures in italics indicate the base number of FP17s or Patient Questionnaire responses are less than 100. N/A is shown where the base number of responses is less than 10 during the period. % is calculated as Quantity/Base number*100

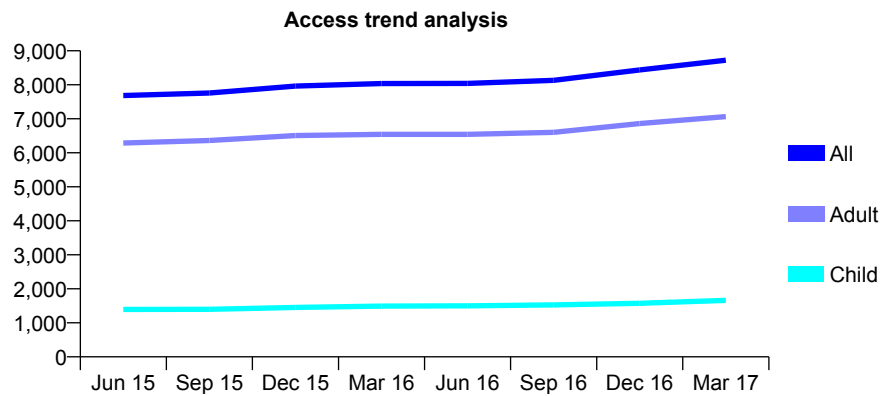
Q55 - Vital Signs At a Glance Contract Report for 118885/0001 - March 2017

Name or company name	Sherwood Dental Centre
Contract type name	GDS Contract
Purpose of contract	General
Contract start date	01/04/2006
Contract end date	

16/17 Contracted general activity (UDA)	28,155
Carry forward general activity (UDA)	-237
16/17 Contracted orthodontic activity (UOA)	0
Carry forward orthodontic activity (UOA)	0
Baseline contract value	£520,602.73

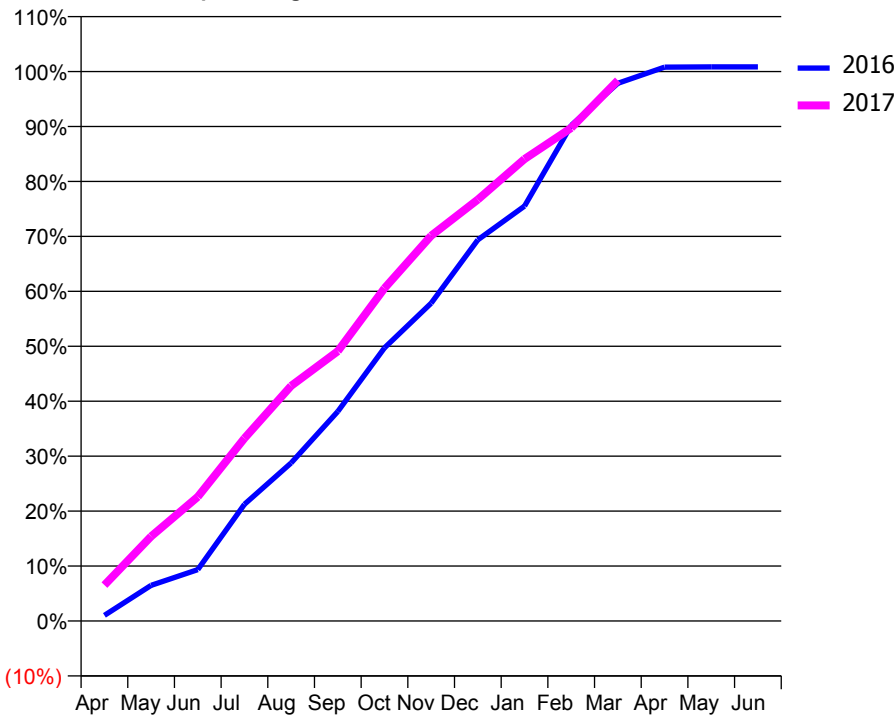
ACCESS*

Patients seen in 24 months	Total	Change since previous quarter
Quarter ending March 2016	8,037	
Quarter ending June 2016	8,043	→
Quarter ending September 2016	8,130	→
Quarter ending December 2016	8,437	↑
Quarter ending March 2017	8,724	↑
Variance since March 2016	8.5%	↑



ACTIVITY

Cumulative percentage of contracted UDA delivered 2016 & 2017



Month	Adjusted Scheduled Activity (UDA)	
	2016	2017
April	289	1,840
May	1,825	4,335
June	2,631	6,363
July	5,980	9,363
August	8,102	12,051
September	10,735	13,824
October	13,993	17,050
November	16,286	19,742
December	19,528	21,592
January	21,257	23,671
February	25,391	25,265
March	27,548	27,705
April	28,375	
May	28,392	
June	28,392	

QUALITY

	Quantity	Base Number	Contract	AT	Region	England
% of FP17s for the same patient ID Re-attending within 3 months - Children	225	2,718	8.3%	10.9%	12.0%	12.3%
% of FP17s for the same patient ID Re-attending within 3 months - Adults	954	9,408	10.1%	15.2%	16.0%	16.7%
% of FP17s for the same patient ID Re-attending between 3 & 9 months - Children	1,701	2,718	62.6%	61.3%	58.8%	57.6%
% of FP17s for the same patient ID Re-attending between 3 & 9 months - Adults	5,727	9,408	60.9%	54.8%	51.2%	50.1%
% of FP17s for Band 1 Urgent Courses	534	11,712	4.6%	7.0%	8.0%	9.1%
% of FP17s Relating to Free Repair or Replacements	81	11,712	0.7%	0.8%	0.8%	0.8%
% of FP17s Relating to Continuations	16	11,712	0.1%	1.6%	1.2%	1.2%
% of Patients satisfied with the dentistry they have received	20	23	87.0%	92.3%	92.7%	92.8%
% of Patients satisfied with the time they had to wait for an appointment	23	23	100.0%	88.0%	89.1%	88.7%

* This is based on patients treated on this contract for their most recent course of treatment. Figures in italics indicate the base number of FP17s or Patient Questionnaire responses are less than 100. N/A is shown where the base number of responses is less than 10 during the period. % is calculated as Quantity/Base number*100

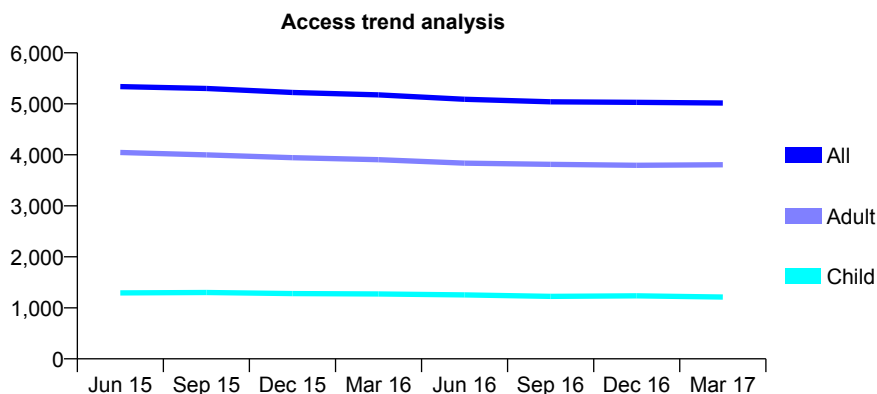
Q55 - Vital Signs At a Glance Contract Report for 119091/0002 - March 2017

Name or company name	TLC 4 Smiles Ltd.
Contract type name	PDS Contract
Purpose of contract	General
Contract start date	15/02/2010
Contract end date	14/02/2020

16/17 Contracted general activity (UDA)	14,674
Carry forward general activity (UDA)	95
16/17 Contracted orthodontic activity (UOA)	0
Carry forward orthodontic activity (UOA)	0
Baseline contract value	£478,315.84

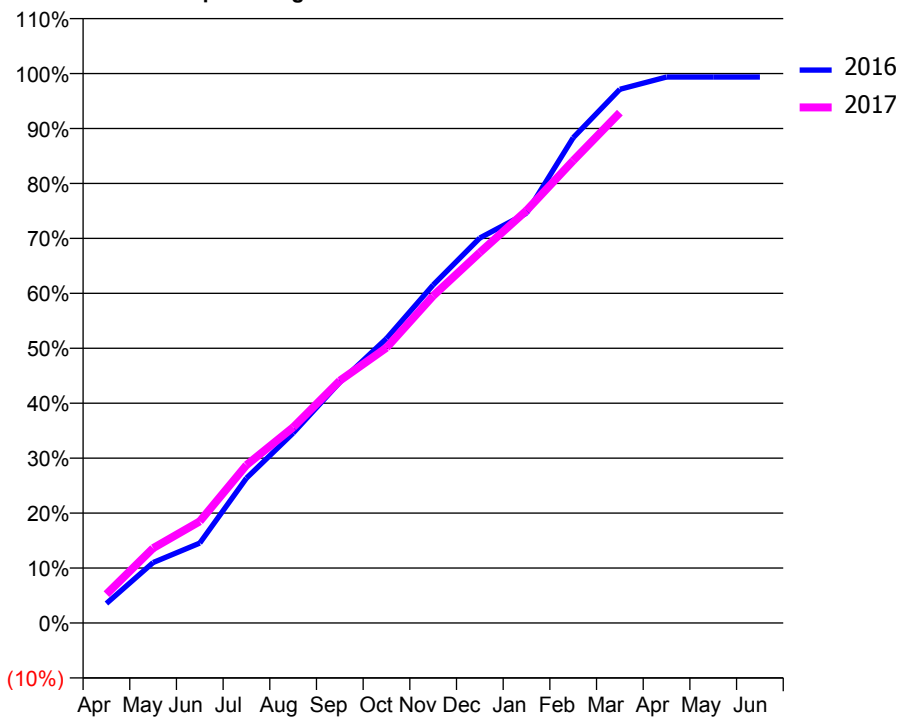
ACCESS*

Patients seen in 24 months	Total	Change since previous quarter
Quarter ending March 2016	5,176	
Quarter ending June 2016	5,090	↓
Quarter ending September 2016	5,038	↓
Quarter ending December 2016	5,028	→
Quarter ending March 2017	5,016	→
Variance since March 2016	(3.1%)	↓



ACTIVITY

Cumulative percentage of contracted UDA delivered 2016 & 2017



Month	Adjusted Scheduled Activity (UDA)	
	2016	2017
April	522	770
May	1,614	1,998
June	2,135	2,715
July	3,870	4,217
August	5,072	5,227
September	6,428	6,473
October	7,599	7,351
November	9,029	8,736
December	10,282	9,893
January	10,946	11,015
February	12,961	12,348
March	14,252	13,630
April	14,579	
May	14,579	
June	14,579	

QUALITY

	Quantity	Base Number	Contract	AT	Region	England
% of FP17s for the same patient ID Re-attending within 3 months - Children	71	1,885	3.8%	10.9%	12.0%	12.3%
% of FP17s for the same patient ID Re-attending within 3 months - Adults	636	5,740	11.1%	15.2%	16.0%	16.7%
% of FP17s for the same patient ID Re-attending between 3 & 9 months - Children	1,315	1,885	69.8%	61.3%	58.8%	57.6%
% of FP17s for the same patient ID Re-attending between 3 & 9 months - Adults	3,786	5,740	66.0%	54.8%	51.2%	50.1%
% of FP17s for Band 1 Urgent Courses	499	7,465	6.7%	7.0%	8.0%	9.1%
% of FP17s Relating to Free Repair or Replacements	33	7,465	0.4%	0.8%	0.8%	0.8%
% of FP17s Relating to Continuations	53	7,465	0.7%	1.6%	1.2%	1.2%
% of Patients satisfied with the dentistry they have received	17	17	100.0%	92.3%	92.7%	92.8%
% of Patients satisfied with the time they had to wait for an appointment	13	17	76.5%	88.0%	89.1%	88.7%

* This is based on patients treated on this contract for their most recent course of treatment. Figures in italics indicate the base number of FP17s or Patient Questionnaire responses are less than 100. N/A is shown where the base number of responses is less than 10 during the period. % is calculated as Quantity/Base number*100

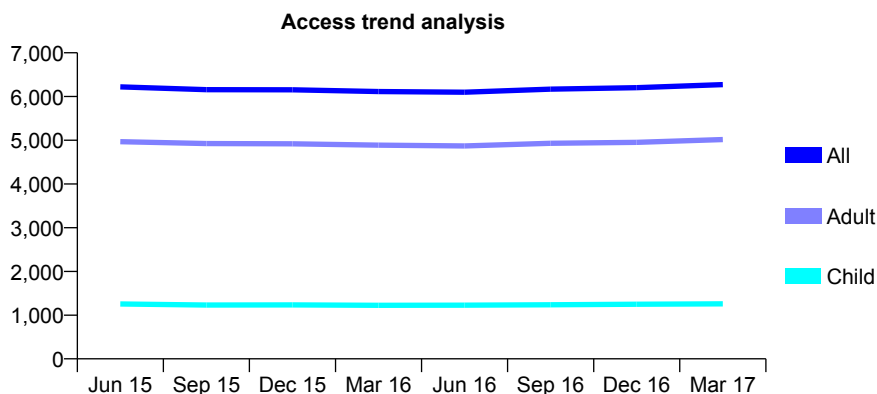
Q55 - Vital Signs At a Glance Contract Report for 119105/0001 - March 2017

Name or company name	THE PEAR TREE DENTAL CENTRE LIMITED
Contract type name	GDS Contract
Purpose of contract	General
Contract start date	01/09/2010
Contract end date	

16/17 Contracted general activity (UDA)	17,206
Carry forward general activity (UDA)	-330
16/17 Contracted orthodontic activity (UOA)	0
Carry forward orthodontic activity (UOA)	0
Baseline contract value	£419,348.74

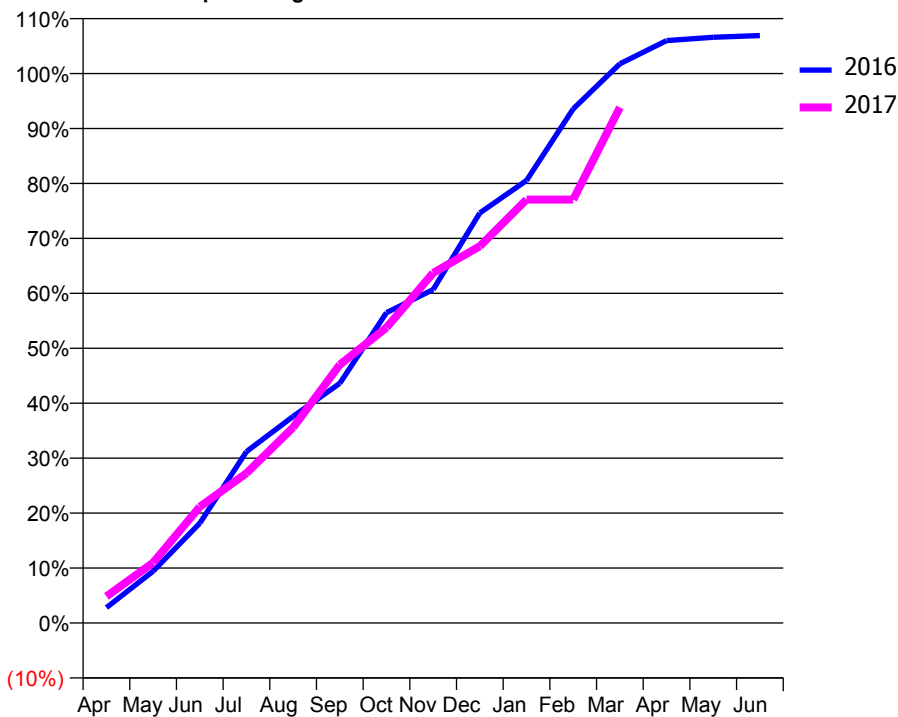
ACCESS*

Patients seen in 24 months	Total	Change since previous quarter
Quarter ending March 2016	6,113	
Quarter ending June 2016	6,098	→
Quarter ending September 2016	6,169	→
Quarter ending December 2016	6,201	→
Quarter ending March 2017	6,273	→
Variance since March 2016	2.6%	↑



ACTIVITY

Cumulative percentage of contracted UDA delivered 2016 & 2017



Month	Adjusted Scheduled Activity (UDA)	
	2016	2017
April	463	833
May	1,556	1,891
June	3,001	3,638
July	5,154	4,691
August	6,210	6,122
September	7,206	8,089
October	9,328	9,250
November	10,023	10,964
December	12,329	11,796
January	13,301	13,257
February	15,456	13,257
March	16,808	16,143
April	17,509	
May	17,609	
June	17,660	

QUALITY

	Quantity	Base Number	Contract	AT	Region	England
% of FP17s for the same patient ID Re-attending within 3 months - Children	115	2,082	5.5%	10.9%	12.0%	12.3%
% of FP17s for the same patient ID Re-attending within 3 months - Adults	1,252	8,462	14.8%	15.2%	16.0%	16.7%
% of FP17s for the same patient ID Re-attending between 3 & 9 months - Children	1,491	2,082	71.6%	61.3%	58.8%	57.6%
% of FP17s for the same patient ID Re-attending between 3 & 9 months - Adults	5,599	8,462	66.2%	54.8%	51.2%	50.1%
% of FP17s for Band 1 Urgent Courses	64	9,998	0.6%	7.0%	8.0%	9.1%
% of FP17s Relating to Free Repair or Replacements	85	9,998	0.9%	0.8%	0.8%	0.8%
% of FP17s Relating to Continuations	350	9,998	3.5%	1.6%	1.2%	1.2%
% of Patients satisfied with the dentistry they have received	17	17	100.0%	92.3%	92.7%	92.8%
% of Patients satisfied with the time they had to wait for an appointment	16	17	94.1%	88.0%	89.1%	88.7%

* This is based on patients treated on this contract for their most recent course of treatment. Figures in italics indicate the base number of FP17s or Patient Questionnaire responses are less than 100. N/A is shown where the base number of responses is less than 10 during the period. % is calculated as Quantity/Base number*100

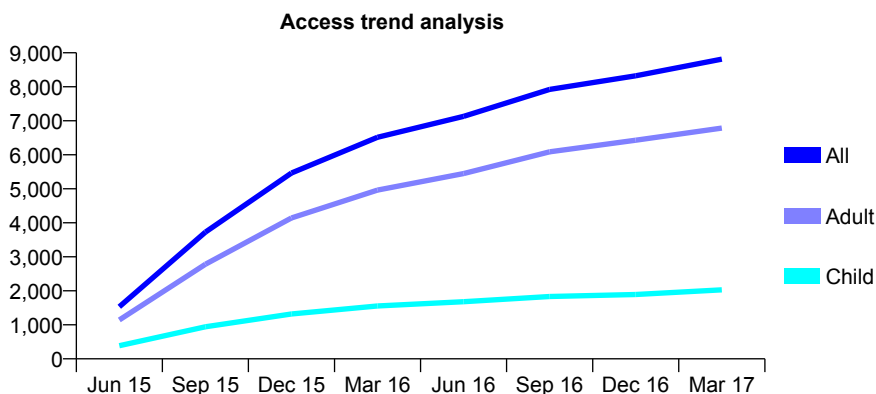
Q55 - Vital Signs At a Glance Contract Report for 120898/0001 - March 2017

Name or company name	Nationwide Healthcare Providers Ltd
Contract type name	GDS Contract
Purpose of contract	General
Contract start date	01/04/2015
Contract end date	

16/17 Contracted general activity (UDA)	30,096
Carry forward general activity (UDA)	0
16/17 Contracted orthodontic activity (UOA)	0
Carry forward orthodontic activity (UOA)	0
Baseline contract value	£604,101.28

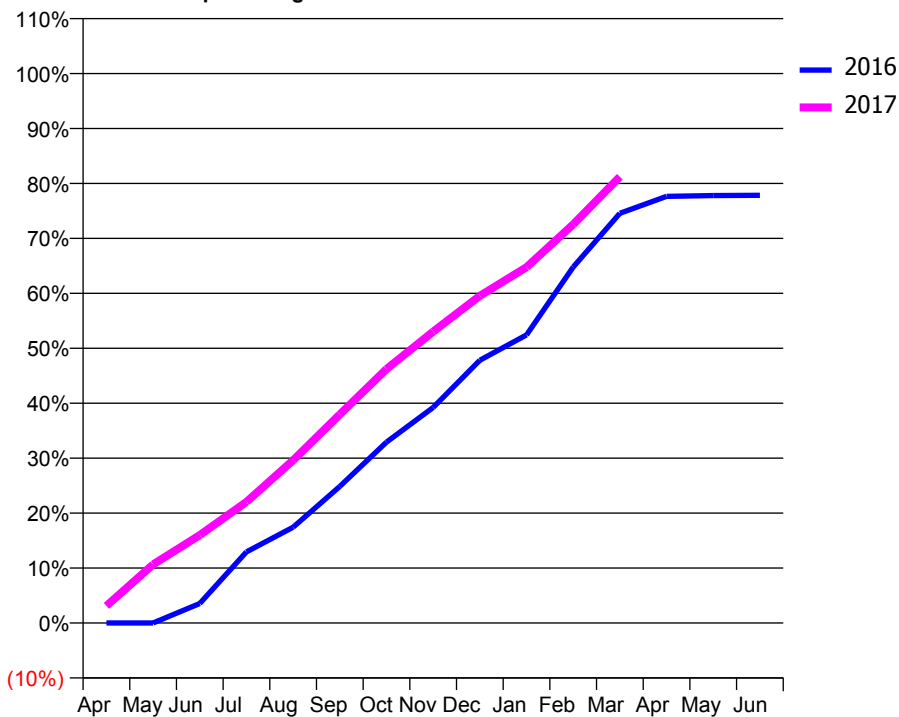
ACCESS*

Patients seen in 24 months	Total	Change since previous quarter
Quarter ending March 2016	6,516	
Quarter ending June 2016	7,131	↑
Quarter ending September 2016	7,924	↑
Quarter ending December 2016	8,322	↑
Quarter ending March 2017	8,815	↑
Variance since March 2016	35.3%	↑



ACTIVITY

Cumulative percentage of contracted UDA delivered 2016 & 2017



Month	Adjusted Scheduled Activity (UDA)	
	2016	2017
April	0	942
May	0	3,210
June	983	4,820
July	3,590	6,632
August	4,829	8,913
September	6,888	11,424
October	9,122	13,910
November	10,868	15,963
December	13,249	17,920
January	14,530	19,489
February	17,948	21,832
March	20,658	24,440
April	21,514	
May	21,557	
June	21,569	

QUALITY

	Quantity	Base Number	Contract	AT	Region	England
% of FP17s for the same patient ID Re-attending within 3 months - Children	271	2,991	9.1%	10.9%	12.0%	12.3%
% of FP17s for the same patient ID Re-attending within 3 months - Adults	1,589	9,540	16.7%	15.2%	16.0%	16.7%
% of FP17s for the same patient ID Re-attending between 3 & 9 months - Children	1,584	2,991	53.0%	61.3%	58.8%	57.6%
% of FP17s for the same patient ID Re-attending between 3 & 9 months - Adults	5,019	9,540	52.6%	54.8%	51.2%	50.1%
% of FP17s for Band 1 Urgent Courses	1,246	12,095	10.3%	7.0%	8.0%	9.1%
% of FP17s Relating to Free Repair or Replacements	33	12,095	0.3%	0.8%	0.8%	0.8%
% of FP17s Relating to Continuations	365	12,095	3.0%	1.6%	1.2%	1.2%
% of Patients satisfied with the dentistry they have received	9	9	N/A	92.3%	92.7%	92.8%
% of Patients satisfied with the time they had to wait for an appointment	9	9	N/A	88.0%	89.1%	88.7%

* This is based on patients treated on this contract for their most recent course of treatment. Figures in italics indicate the base number of FP17s or Patient Questionnaire responses are less than 100. N/A is shown where the base number of responses is less than 10 during the period. % is calculated as Quantity/Base number*100

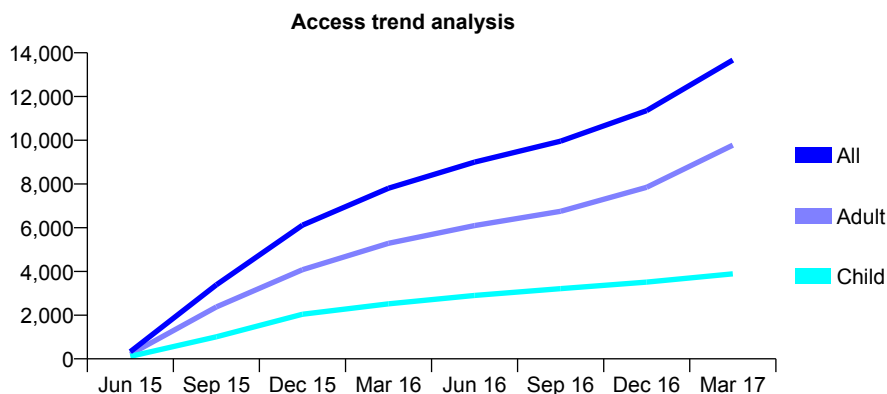
Q55 - Vital Signs At a Glance Contract Report for 120898/0002 - March 2017

Name or company name	Nationwide Healthcare Providers Ltd
Contract type name	GDS Contract
Purpose of contract	General
Contract start date	01/06/2015
Contract end date	

16/17 Contracted general activity (UDA)	38,898
Carry forward general activity (UDA)	-738
16/17 Contracted orthodontic activity (UOA)	0
Carry forward orthodontic activity (UOA)	0
Baseline contract value	£875,275.39

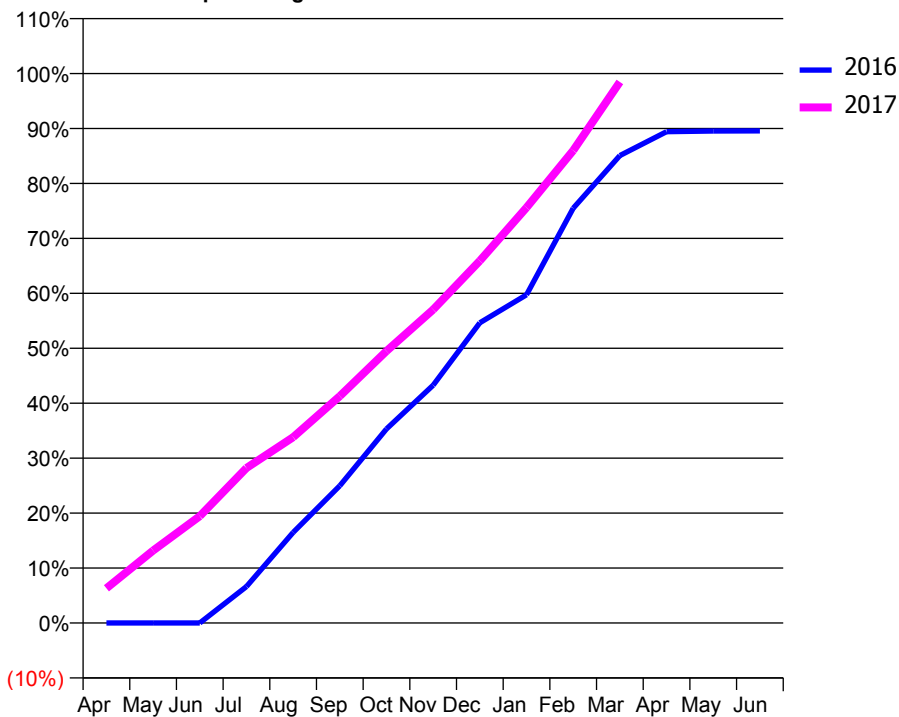
ACCESS*

Patients seen in 24 months	Total	Change since previous quarter
Quarter ending March 2016	7,803	
Quarter ending June 2016	8,998	↑
Quarter ending September 2016	9,958	↑
Quarter ending December 2016	11,354	↑
Quarter ending March 2017	13,666	↑
Variance since March 2016	75.1%	↑



ACTIVITY

Cumulative percentage of contracted UDA delivered 2016 & 2017



Month	Adjusted Scheduled Activity (UDA)	
	2016	2017
April	0	2,456
May	0	5,126
June	0	7,569
July	2,040	10,974
August	5,073	13,155
September	7,682	16,065
October	10,859	19,249
November	13,311	22,186
December	16,803	25,638
January	18,368	29,407
February	23,212	33,445
March	26,156	38,300
April	27,495	
May	27,526	
June	27,538	

QUALITY

	Quantity	Base Number	Contract	AT	Region	England
% of FP17s for the same patient ID Re-attending within 3 months - Children	429	5,356	8.0%	10.9%	12.0%	12.3%
% of FP17s for the same patient ID Re-attending within 3 months - Adults	1,536	11,026	13.9%	15.2%	16.0%	16.7%
% of FP17s for the same patient ID Re-attending between 3 & 9 months - Children	2,815	5,356	52.6%	61.3%	58.8%	57.6%
% of FP17s for the same patient ID Re-attending between 3 & 9 months - Adults	3,575	11,026	32.4%	54.8%	51.2%	50.1%
% of FP17s for Band 1 Urgent Courses	1,060	15,834	6.7%	7.0%	8.0%	9.1%
% of FP17s Relating to Free Repair or Replacements	37	15,834	0.2%	0.8%	0.8%	0.8%
% of FP17s Relating to Continuations	452	15,834	2.9%	1.6%	1.2%	1.2%
% of Patients satisfied with the dentistry they have received	27	27	100.0%	92.3%	92.7%	92.8%
% of Patients satisfied with the time they had to wait for an appointment	26	27	96.3%	88.0%	89.1%	88.7%

* This is based on patients treated on this contract for their most recent course of treatment. Figures in italics indicate the base number of FP17s or Patient Questionnaire responses are less than 100. N/A is shown where the base number of responses is less than 10 during the period. % is calculated as Quantity/Base number*100

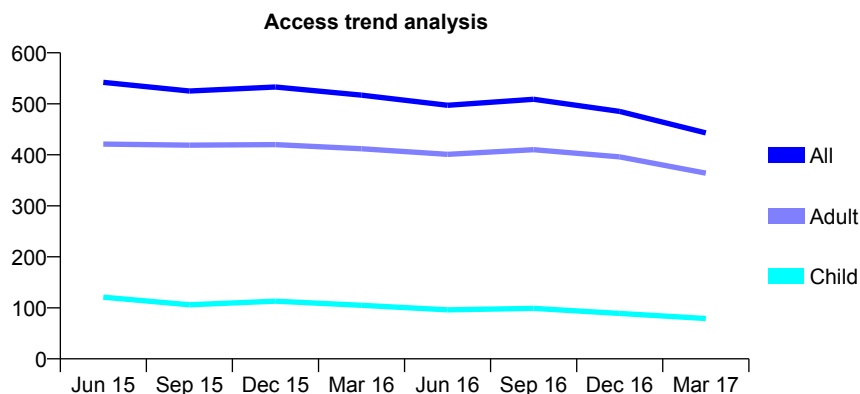
Q55 - Vital Signs At a Glance Contract Report for 121908/0001 - March 2017

Name or company name	Forest Road and Cherry Orchard Mount
Contract type name	GDS Contract
Purpose of contract	General
Contract start date	18/09/2012
Contract end date	

16/17 Contracted general activity (UDA)	2,056
Carry forward general activity (UDA)	6
16/17 Contracted orthodontic activity (UOA)	0
Carry forward orthodontic activity (UOA)	0
Baseline contract value	£47,538.43

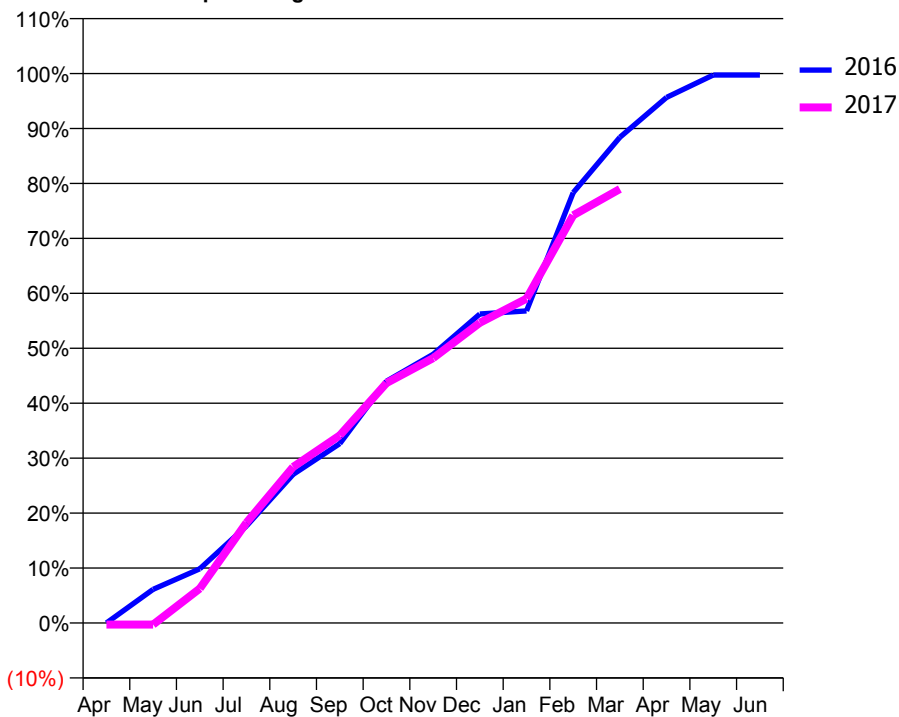
ACCESS*

Patients seen in 24 months	Total	Change since previous quarter
Quarter ending March 2016	517	
Quarter ending June 2016	497	↓
Quarter ending September 2016	509	↑
Quarter ending December 2016	485	↓
Quarter ending March 2017	443	↓
Variance since March 2016	(14.3%)	↓



ACTIVITY

Cumulative percentage of contracted UDA delivered 2016 & 2017



Month	Adjusted Scheduled Activity (UDA)	
	2016	2017
April	0	-6
May	133	-6
June	214	129
July	382	375
August	586	584
September	707	702
October	953	898
November	1,060	991
December	1,218	1,123
January	1,230	1,213
February	1,697	1,526
March	1,915	1,624
April	2,072	
May	2,160	
June	2,160	

QUALITY

	Quantity	Base Number	Contract	AT	Region	England
% of FP17s for the same patient ID Re-attending within 3 months - Children	3	122	2.5%	10.9%	12.0%	12.3%
% of FP17s for the same patient ID Re-attending within 3 months - Adults	29	384	7.6%	15.2%	16.0%	16.7%
% of FP17s for the same patient ID Re-attending between 3 & 9 months - Children	71	122	58.2%	61.3%	58.8%	57.6%
% of FP17s for the same patient ID Re-attending between 3 & 9 months - Adults	162	384	42.2%	54.8%	51.2%	50.1%
% of FP17s for Band 1 Urgent Courses	38	452	8.4%	7.0%	8.0%	9.1%
% of FP17s Relating to Free Repair or Replacements	2	452	0.4%	0.8%	0.8%	0.8%
% of FP17s Relating to Continuations	3	452	0.7%	1.6%	1.2%	1.2%
% of Patients satisfied with the dentistry they have received	0	0	N/A	92.3%	92.7%	92.8%
% of Patients satisfied with the time they had to wait for an appointment	0	0	N/A	88.0%	89.1%	88.7%

* This is based on patients treated on this contract for their most recent course of treatment. Figures in italics indicate the base number of FP17s or Patient Questionnaire responses are less than 100. N/A is shown where the base number of responses is less than 10 during the period. % is calculated as Quantity/Base number*100

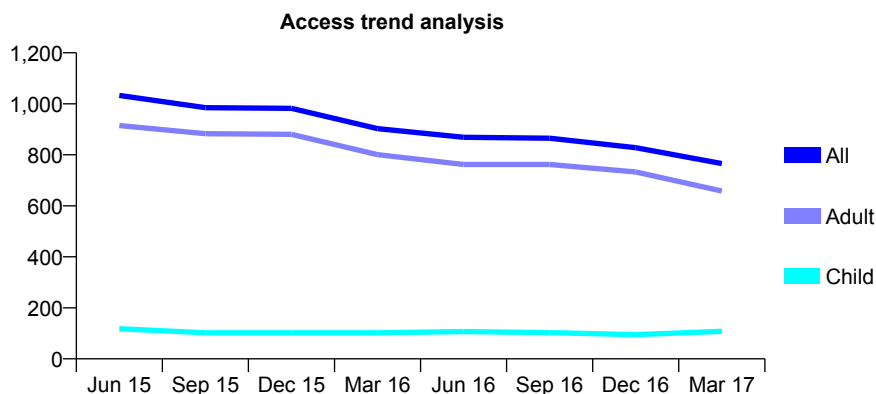
Q55 - Vital Signs At a Glance Contract Report for 121908/0002 - March 2017

Name or company name	Forest Road and Cherry Orchard Mount
Contract type name	GDS Contract
Purpose of contract	General
Contract start date	18/09/2012
Contract end date	

16/17 Contracted general activity (UDA)	3,555
Carry forward general activity (UDA)	-49
16/17 Contracted orthodontic activity (UOA)	0
Carry forward orthodontic activity (UOA)	0
Baseline contract value	£91,225.54

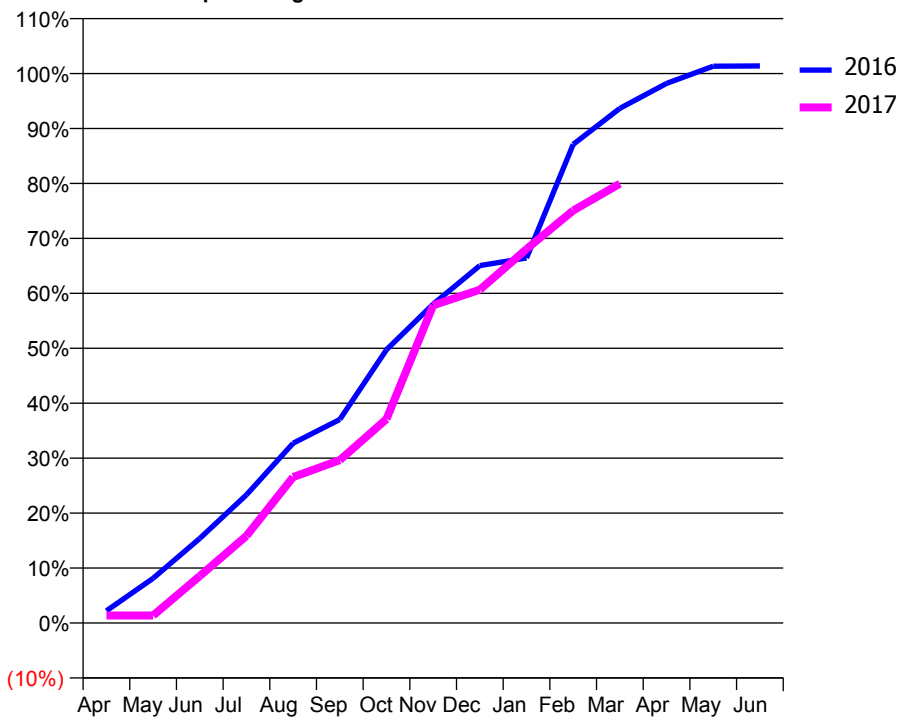
ACCESS*

Patients seen in 24 months	Total	Change since previous quarter
Quarter ending March 2016	903	
Quarter ending June 2016	869	↓
Quarter ending September 2016	865	→
Quarter ending December 2016	828	↓
Quarter ending March 2017	766	↓
Variance since March 2016	(15.2%)	↓



ACTIVITY

Cumulative percentage of contracted UDA delivered 2016 & 2017



Month	Adjusted Scheduled Activity (UDA)	
	2016	2017
April	79	49
May	290	49
June	547	304
July	830	564
August	1,163	944
September	1,317	1,054
October	1,768	1,320
November	2,063	2,056
December	2,313	2,156
January	2,361	2,419
February	3,097	2,669
March	3,329	2,842
April	3,491	
May	3,602	
June	3,604	

QUALITY

	Quantity	Base Number	Contract	AT	Region	England
% of FP17s for the same patient ID Re-attending within 3 months - Children	5	87	5.7%	10.9%	12.0%	12.3%
% of FP17s for the same patient ID Re-attending within 3 months - Adults	73	664	11.0%	15.2%	16.0%	16.7%
% of FP17s for the same patient ID Re-attending between 3 & 9 months - Children	38	87	43.7%	61.3%	58.8%	57.6%
% of FP17s for the same patient ID Re-attending between 3 & 9 months - Adults	260	664	39.2%	54.8%	51.2%	50.1%
% of FP17s for Band 1 Urgent Courses	62	681	9.1%	7.0%	8.0%	9.1%
% of FP17s Relating to Free Repair or Replacements	5	681	0.7%	0.8%	0.8%	0.8%
% of FP17s Relating to Continuations	7	681	1.0%	1.6%	1.2%	1.2%
% of Patients satisfied with the dentistry they have received	3	3	N/A	92.3%	92.7%	92.8%
% of Patients satisfied with the time they had to wait for an appointment	2	3	N/A	88.0%	89.1%	88.7%

* This is based on patients treated on this contract for their most recent course of treatment. Figures in italics indicate the base number of FP17s or Patient Questionnaire responses are less than 100. N/A is shown where the base number of responses is less than 10 during the period. % is calculated as Quantity/Base number*100

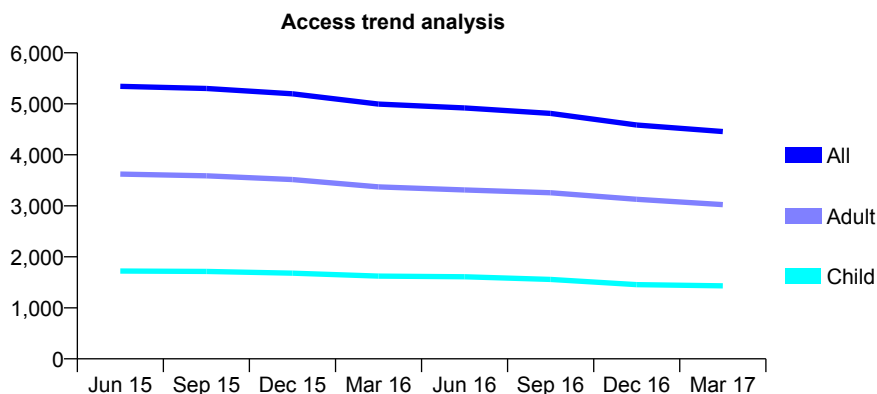
Q55 - Vital Signs At a Glance Contract Report for 124788/0002 - March 2017

Name or company name	Laxsh Ltd
Contract type name	GDS Contract
Purpose of contract	General
Contract start date	23/02/2009
Contract end date	

16/17 Contracted general activity (UDA)	14,000
Carry forward general activity (UDA)	-280
16/17 Contracted orthodontic activity (UOA)	0
Carry forward orthodontic activity (UOA)	0
Baseline contract value	£317,328.51

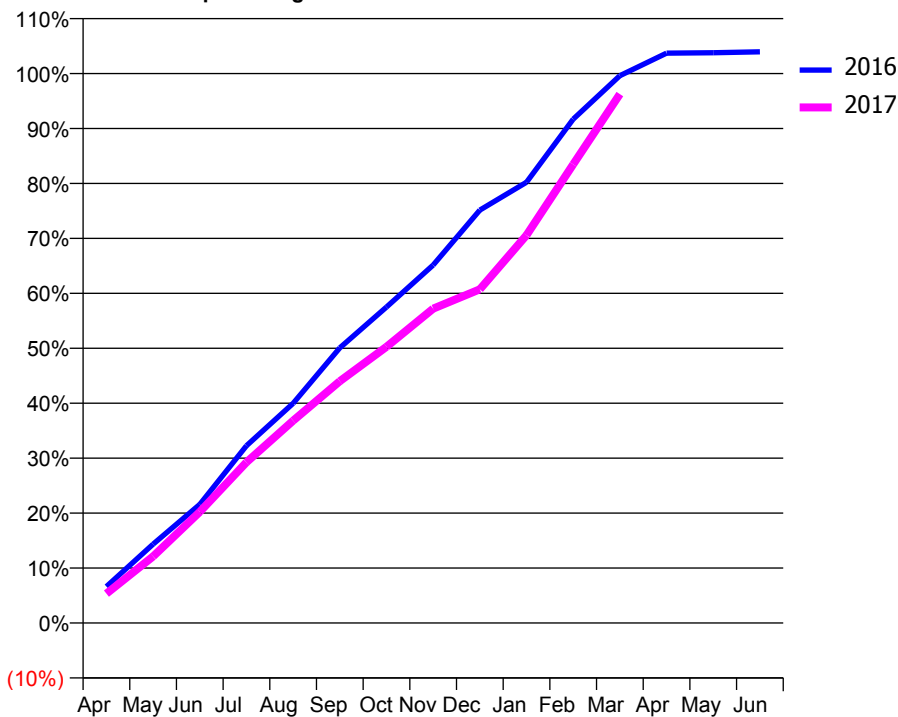
ACCESS*

Patients seen in 24 months	Total	Change since previous quarter
Quarter ending March 2016	4,994	
Quarter ending June 2016	4,918	↓
Quarter ending September 2016	4,813	↓
Quarter ending December 2016	4,585	↓
Quarter ending March 2017	4,455	↓
Variance since March 2016	(10.8%)	↓



ACTIVITY

Cumulative percentage of contracted UDA delivered 2016 & 2017



Month	Adjusted Scheduled Activity (UDA)	
	2016	2017
April	930	748
May	2,011	1,697
June	3,023	2,831
July	4,516	4,094
August	5,598	5,157
September	7,012	6,162
October	8,050	7,037
November	9,120	8,008
December	10,522	8,502
January	11,231	9,880
February	12,837	11,686
March	13,945	13,474
April	14,520	
May	14,527	
June	14,552	

QUALITY

	Quantity	Base Number	Contract	AT	Region	England
% of FP17s for the same patient ID Re-attending within 3 months - Children	134	2,178	6.2%	10.9%	12.0%	12.3%
% of FP17s for the same patient ID Re-attending within 3 months - Adults	551	4,378	12.6%	15.2%	16.0%	16.7%
% of FP17s for the same patient ID Re-attending between 3 & 9 months - Children	1,357	2,178	62.3%	61.3%	58.8%	57.6%
% of FP17s for the same patient ID Re-attending between 3 & 9 months - Adults	2,673	4,378	61.1%	54.8%	51.2%	50.1%
% of FP17s for Band 1 Urgent Courses	336	6,248	5.4%	7.0%	8.0%	9.1%
% of FP17s Relating to Free Repair or Replacements	33	6,248	0.5%	0.8%	0.8%	0.8%
% of FP17s Relating to Continuations	141	6,248	2.3%	1.6%	1.2%	1.2%
% of Patients satisfied with the dentistry they have received	4	4	N/A	92.3%	92.7%	92.8%
% of Patients satisfied with the time they had to wait for an appointment	3	4	N/A	88.0%	89.1%	88.7%

* This is based on patients treated on this contract for their most recent course of treatment. Figures in italics indicate the base number of FP17s or Patient Questionnaire responses are less than 100. N/A is shown where the base number of responses is less than 10 during the period. % is calculated as Quantity/Base number*100

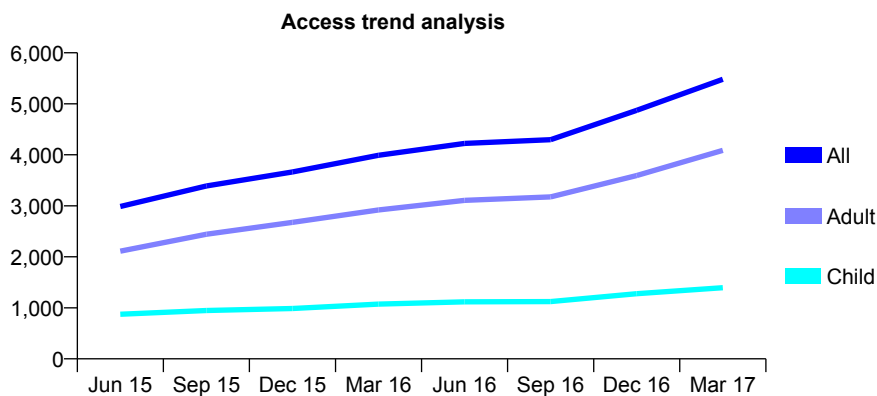
Q55 - Vital Signs At a Glance Contract Report for 124931/0001 - March 2017

Name or company name	Goyt Valley Medical & Dental Practice
Contract type name	GDS Contract
Purpose of contract	General
Contract start date	01/04/2008
Contract end date	

16/17 Contracted general activity (UDA)	19,370
Carry forward general activity (UDA)	2,040
16/17 Contracted orthodontic activity (UOA)	0
Carry forward orthodontic activity (UOA)	0
Baseline contract value	£610,598.04

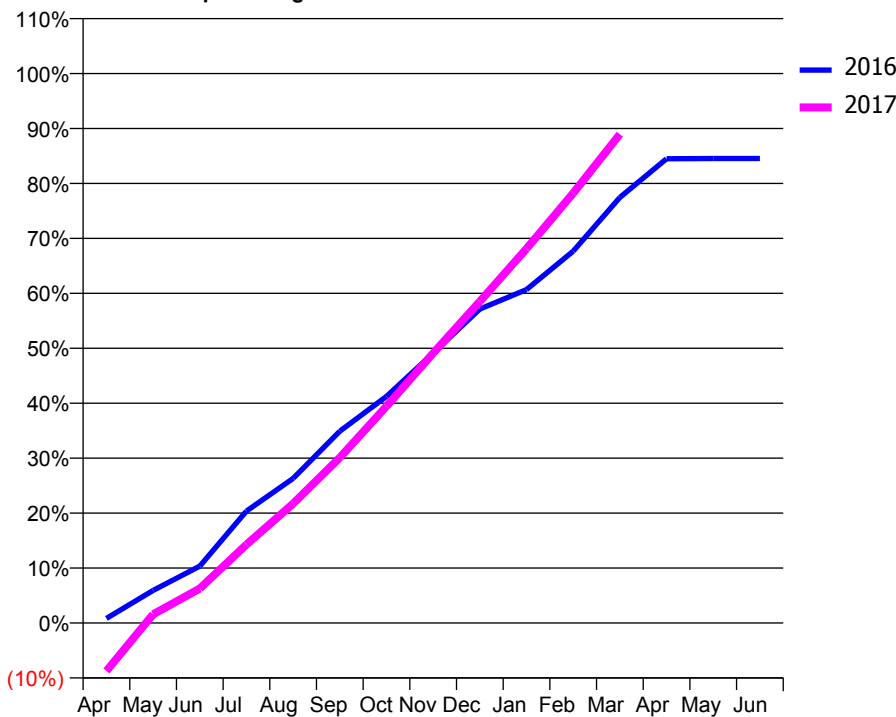
ACCESS*

Patients seen in 24 months	Total	Change since previous quarter
Quarter ending March 2016	3,991	
Quarter ending June 2016	4,223	↑
Quarter ending September 2016	4,298	→
Quarter ending December 2016	4,871	↑
Quarter ending March 2017	5,482	↑
Variance since March 2016	37.4%	↑



ACTIVITY

Cumulative percentage of contracted UDA delivered 2016 & 2017



Month	Adjusted Scheduled Activity (UDA)	
	2016	2017
April	160	-1,696
May	1,151	309
June	2,004	1,213
July	3,947	2,767
August	5,096	4,211
September	6,760	5,832
October	7,987	7,641
November	9,513	9,509
December	11,067	11,337
January	11,752	13,199
February	13,108	15,153
March	15,001	17,228
April	16,365	
May	16,374	
June	16,374	

QUALITY

	Quantity	Base Number	Contract	AT	Region	England
% of FP17s for the same patient ID Re-attending within 3 months - Children	229	2,398	9.5%	10.9%	12.0%	12.3%
% of FP17s for the same patient ID Re-attending within 3 months - Adults	1,207	7,269	16.6%	15.2%	16.0%	16.7%
% of FP17s for the same patient ID Re-attending between 3 & 9 months - Children	1,489	2,398	62.1%	61.3%	58.8%	57.6%
% of FP17s for the same patient ID Re-attending between 3 & 9 months - Adults	4,158	7,269	57.2%	54.8%	51.2%	50.1%
% of FP17s for Band 1 Urgent Courses	529	9,050	5.8%	7.0%	8.0%	9.1%
% of FP17s Relating to Free Repair or Replacements	125	9,050	1.4%	0.8%	0.8%	0.8%
% of FP17s Relating to Continuations	101	9,050	1.1%	1.6%	1.2%	1.2%
% of Patients satisfied with the dentistry they have received	25	26	96.2%	92.3%	92.7%	92.8%
% of Patients satisfied with the time they had to wait for an appointment	20	26	76.9%	88.0%	89.1%	88.7%

* This is based on patients treated on this contract for their most recent course of treatment. Figures in italics indicate the base number of FP17s or Patient Questionnaire responses are less than 100. N/A is shown where the base number of responses is less than 10 during the period. % is calculated as Quantity/Base number*100

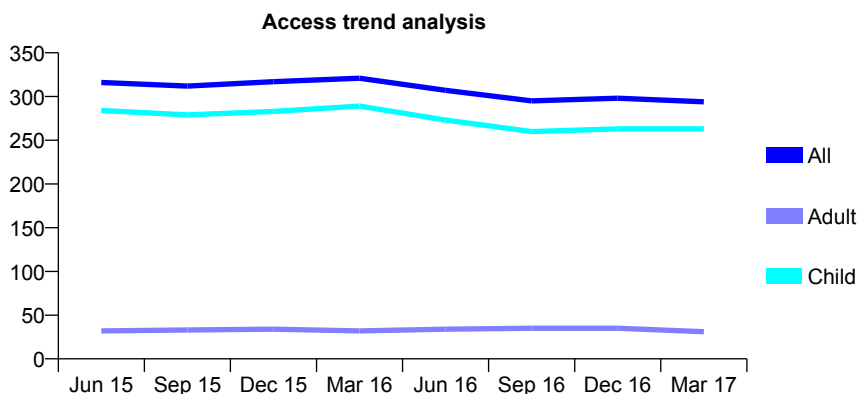
Q55 - Vital Signs At a Glance Contract Report for 125563/0001 - March 2017

Name or company name	S Goodwin Limited*
Contract type name	GDS Contract
Purpose of contract	General
Contract start date	01/10/2008
Contract end date	

16/17 Contracted general activity (UDA)	815
Carry forward general activity (UDA)	8
16/17 Contracted orthodontic activity (UOA)	0
Carry forward orthodontic activity (UOA)	0
Baseline contract value	£25,536.82

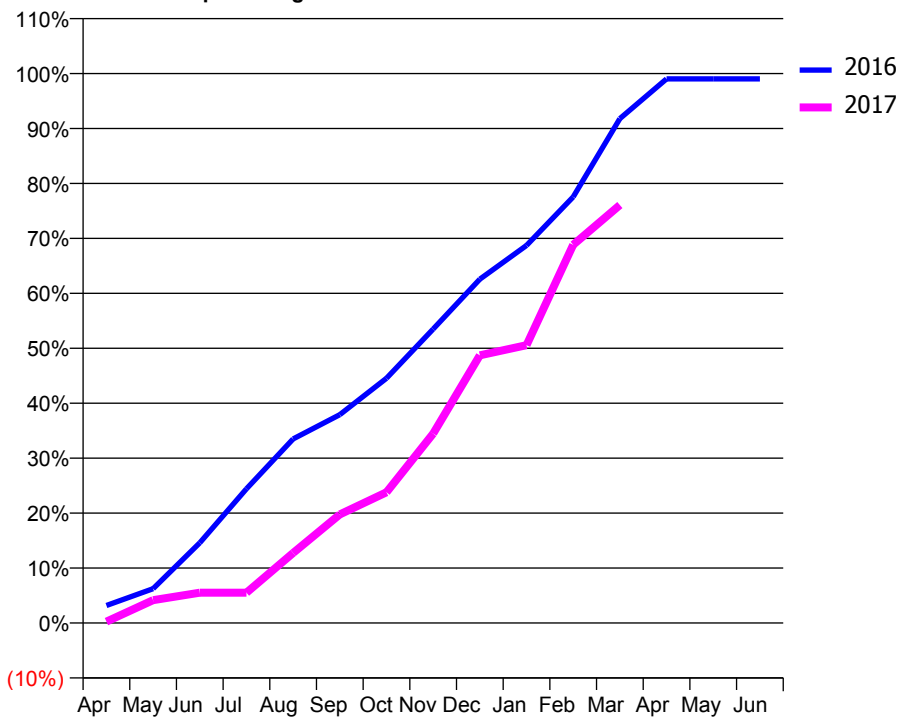
ACCESS*

Patients seen in 24 months	Total	Change since previous quarter
Quarter ending March 2016	321	
Quarter ending June 2016	307	↓
Quarter ending September 2016	295	↓
Quarter ending December 2016	298	→
Quarter ending March 2017	294	↓
Variance since March 2016	(8.4%)	↓



ACTIVITY

Cumulative percentage of contracted UDA delivered 2016 & 2017



Month	Adjusted Scheduled Activity (UDA)	
	2016	2017
April	26	2
May	51	34
June	119	45
July	199	45
August	273	104
September	309	161
October	363	194
November	436	281
December	510	397
January	560	412
February	632	561
March	748	620
April	807	
May	807	
June	807	

QUALITY

	Quantity	Base Number	Contract	AT	Region	England
% of FP17s for the same patient ID Re-attending within 3 months - Children	45	417	10.8%	10.9%	12.0%	12.3%
% of FP17s for the same patient ID Re-attending within 3 months - Adults	0	0	N/A	15.2%	16.0%	16.7%
% of FP17s for the same patient ID Re-attending between 3 & 9 months - Children	246	417	59.0%	61.3%	58.8%	57.6%
% of FP17s for the same patient ID Re-attending between 3 & 9 months - Adults	0	0	N/A	54.8%	51.2%	50.1%
% of FP17s for Band 1 Urgent Courses	0	382	0.0%	7.0%	8.0%	9.1%
% of FP17s Relating to Free Repair or Replacements	0	382	0.0%	0.8%	0.8%	0.8%
% of FP17s Relating to Continuations	4	382	1.0%	1.6%	1.2%	1.2%
% of Patients satisfied with the dentistry they have received	1	1	N/A	92.3%	92.7%	92.8%
% of Patients satisfied with the time they had to wait for an appointment	1	1	N/A	88.0%	89.1%	88.7%

* This is based on patients treated on this contract for their most recent course of treatment. Figures in italics indicate the base number of FP17s or Patient Questionnaire responses are less than 100. N/A is shown where the base number of responses is less than 10 during the period. % is calculated as Quantity/Base number*100

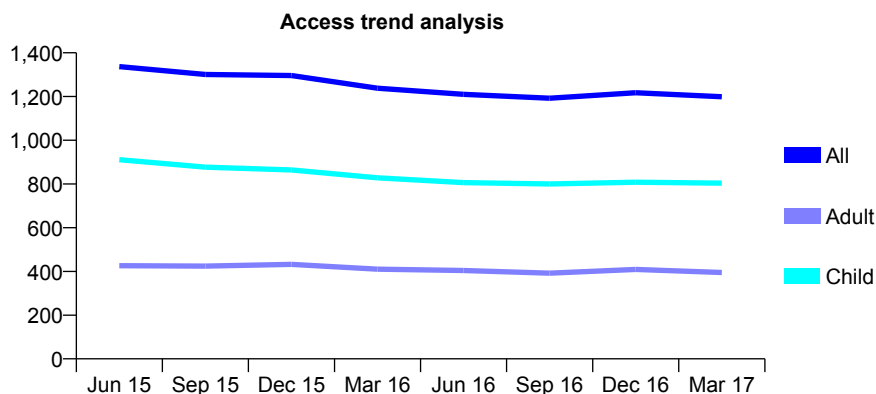
Q55 - Vital Signs At a Glance Contract Report for 125725/0001 - March 2017

Name or company name	D A Bradley Ltd
Contract type name	GDS Contract
Purpose of contract	General
Contract start date	01/09/2008
Contract end date	

16/17 Contracted general activity (UDA)	4,000
Carry forward general activity (UDA)	0
16/17 Contracted orthodontic activity (UOA)	0
Carry forward orthodontic activity (UOA)	0
Baseline contract value	£107,073.54

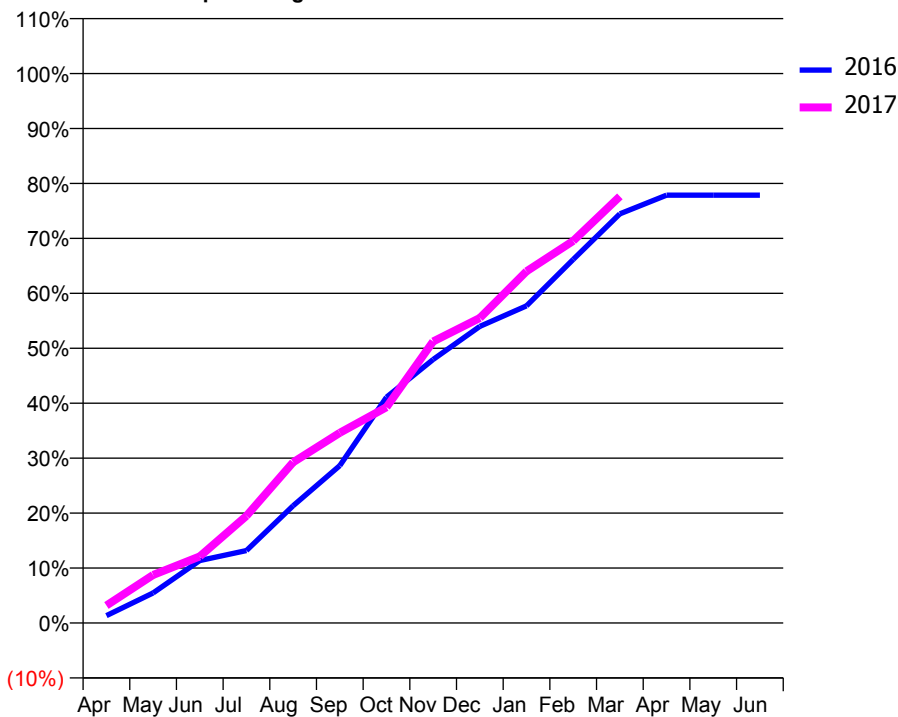
ACCESS*

Patients seen in 24 months	Total	Change since previous quarter
Quarter ending March 2016	1,238	
Quarter ending June 2016	1,210	↓
Quarter ending September 2016	1,192	↓
Quarter ending December 2016	1,217	↑
Quarter ending March 2017	1,199	↓
Variance since March 2016	(3.2%)	↓



ACTIVITY

Cumulative percentage of contracted UDA delivered 2016 & 2017



Adjusted Scheduled Activity (UDA)

Month	2016	2017
April	61	128
May	246	350
June	512	485
July	593	780
August	960	1,170
September	1,290	1,385
October	1,849	1,571
November	2,158	2,049
December	2,429	2,220
January	2,597	2,560
February	2,977	2,782
March	3,350	3,106
April	3,503	
May	3,503	
June	3,503	

QUALITY

	Quantity	Base Number	Contract	AT	Region	England
% of FP17s for the same patient ID Re-attending within 3 months - Children	82	1,185	6.9%	10.9%	12.0%	12.3%
% of FP17s for the same patient ID Re-attending within 3 months - Adults	59	409	14.4%	15.2%	16.0%	16.7%
% of FP17s for the same patient ID Re-attending between 3 & 9 months - Children	662	1,185	55.9%	61.3%	58.8%	57.6%
% of FP17s for the same patient ID Re-attending between 3 & 9 months - Adults	218	409	53.3%	54.8%	51.2%	50.1%
% of FP17s for Band 1 Urgent Courses	5	1,504	0.3%	7.0%	8.0%	9.1%
% of FP17s Relating to Free Repair or Replacements	0	1,504	0.0%	0.8%	0.8%	0.8%
% of FP17s Relating to Continuations	54	1,504	3.6%	1.6%	1.2%	1.2%
% of Patients satisfied with the dentistry they have received	3	3	N/A	92.3%	92.7%	92.8%
% of Patients satisfied with the time they had to wait for an appointment	3	3	N/A	88.0%	89.1%	88.7%

* This is based on patients treated on this contract for their most recent course of treatment. Figures in italics indicate the base number of FP17s or Patient Questionnaire responses are less than 100. N/A is shown where the base number of responses is less than 10 during the period. % is calculated as Quantity/Base number*100

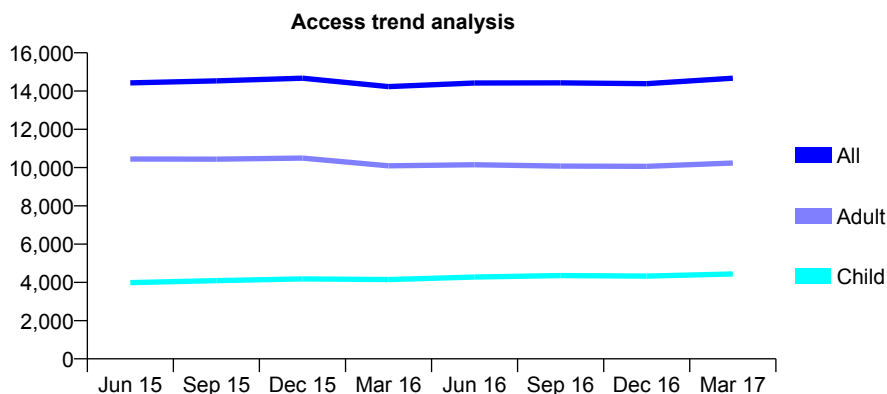
Q55 - Vital Signs At a Glance Contract Report for 126667/0001 - March 2017

Name or company name	Nationwide Healthcare - Normanton Road f
Contract type name	GDS Contract
Purpose of contract	General
Contract start date	17/02/2009
Contract end date	

16/17 Contracted general activity (UDA)	46,218
Carry forward general activity (UDA)	122
16/17 Contracted orthodontic activity (UOA)	0
Carry forward orthodontic activity (UOA)	0
Baseline contract value	£1,112,111.87

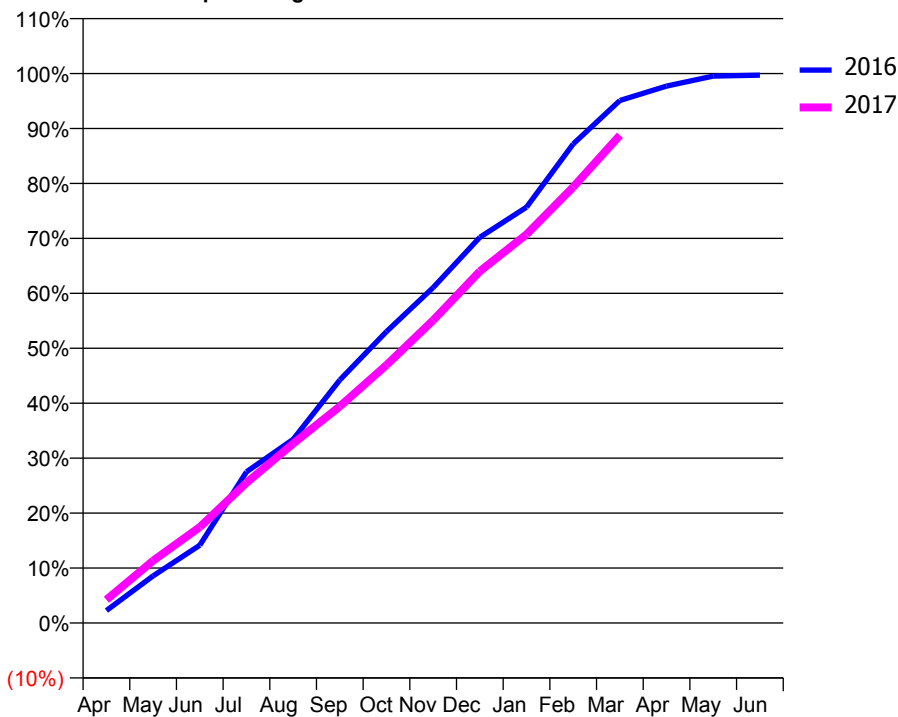
ACCESS*

Patients seen in 24 months	Total	Change since previous quarter
Quarter ending March 2016	14,233	
Quarter ending June 2016	14,424	→
Quarter ending September 2016	14,428	→
Quarter ending December 2016	14,389	→
Quarter ending March 2017	14,670	→
Variance since March 2016	3.1%	↑



ACTIVITY

Cumulative percentage of contracted UDA delivered 2016 & 2017



Month	Adjusted Scheduled Activity (UDA)	
	2016	2017
April	915	1,955
May	3,454	5,242
June	5,699	8,068
July	11,062	11,790
August	13,445	15,091
September	17,787	18,221
October	21,327	21,698
November	24,546	25,463
December	28,227	29,577
January	30,435	32,692
February	35,063	36,669
March	38,244	41,019
April	39,299	
May	40,028	
June	40,096	

QUALITY

	Quantity	Base Number	Contract	AT	Region	England
% of FP17s for the same patient ID Re-attending within 3 months - Children	368	5,834	6.3%	10.9%	12.0%	12.3%
% of FP17s for the same patient ID Re-attending within 3 months - Adults	1,843	12,171	15.1%	15.2%	16.0%	16.7%
% of FP17s for the same patient ID Re-attending between 3 & 9 months - Children	2,895	5,834	49.6%	61.3%	58.8%	57.6%
% of FP17s for the same patient ID Re-attending between 3 & 9 months - Adults	5,119	12,171	42.1%	54.8%	51.2%	50.1%
% of FP17s for Band 1 Urgent Courses	1,216	17,196	7.1%	7.0%	8.0%	9.1%
% of FP17s Relating to Free Repair or Replacements	50	17,196	0.3%	0.8%	0.8%	0.8%
% of FP17s Relating to Continuations	387	17,196	2.3%	1.6%	1.2%	1.2%
% of Patients satisfied with the dentistry they have received	19	20	95.0%	92.3%	92.7%	92.8%
% of Patients satisfied with the time they had to wait for an appointment	17	20	85.0%	88.0%	89.1%	88.7%

* This is based on patients treated on this contract for their most recent course of treatment. Figures in italics indicate the base number of FP17s or Patient Questionnaire responses are less than 100. N/A is shown where the base number of responses is less than 10 during the period. % is calculated as Quantity/Base number*100

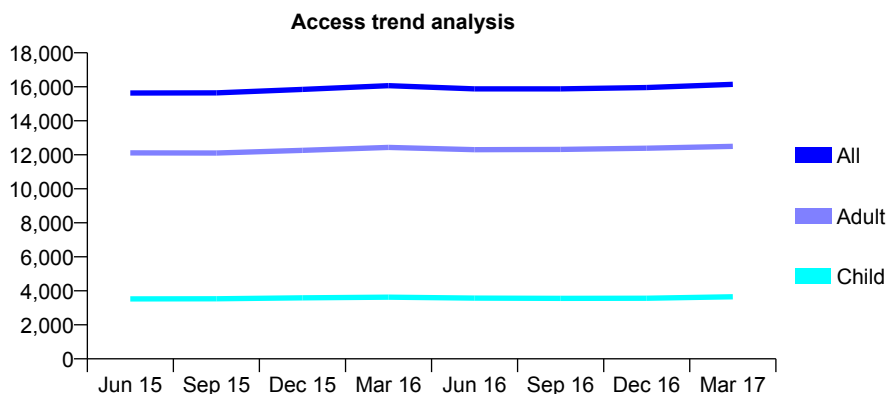
Q55 - Vital Signs At a Glance Contract Report for 127000/0001 - March 2017

Name or company name	Petrie Tucker & Partners Ltd
Contract type name	GDS Contract
Purpose of contract	General
Contract start date	01/04/2012
Contract end date	

16/17 Contracted general activity (UDA)	44,524
Carry forward general activity (UDA)	0
16/17 Contracted orthodontic activity (UOA)	0
Carry forward orthodontic activity (UOA)	0
Baseline contract value	£1,037,823.10

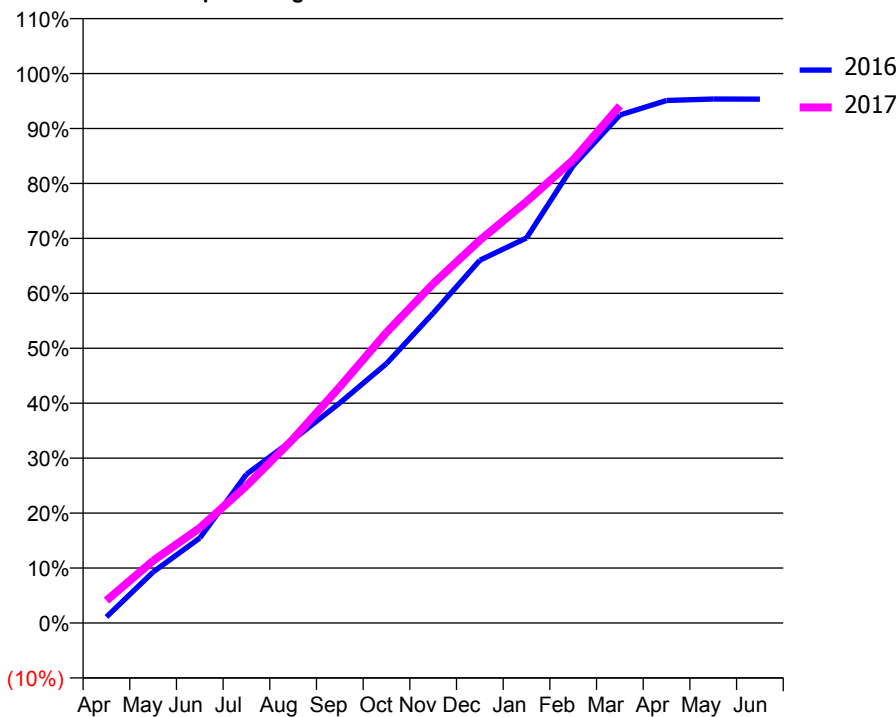
ACCESS*

Patients seen in 24 months	Total	Change since previous quarter
Quarter ending March 2016	16,063	
Quarter ending June 2016	15,879	↓
Quarter ending September 2016	15,876	→
Quarter ending December 2016	15,954	→
Quarter ending March 2017	16,143	→
Variance since March 2016	0.5%	→



ACTIVITY

Cumulative percentage of contracted UDA delivered 2016 & 2017



Month	Adjusted Scheduled Activity (UDA)	
	2016	2017
April	582	1,825
May	4,863	5,056
June	8,095	7,711
July	14,166	11,112
August	17,461	14,919
September	20,957	19,141
October	24,699	23,548
November	29,497	27,488
December	34,548	31,016
January	36,660	34,146
February	43,545	37,530
March	48,376	41,910
April	49,754	
May	49,900	
June	49,888	

QUALITY

	Quantity	Base Number	Contract	AT	Region	England
% of FP17s for the same patient ID Re-attending within 3 months - Children	287	4,855	5.9%	10.9%	12.0%	12.3%
% of FP17s for the same patient ID Re-attending within 3 months - Adults	1,991	15,732	12.7%	15.2%	16.0%	16.7%
% of FP17s for the same patient ID Re-attending between 3 & 9 months - Children	2,584	4,855	53.2%	61.3%	58.8%	57.6%
% of FP17s for the same patient ID Re-attending between 3 & 9 months - Adults	7,883	15,732	50.1%	54.8%	51.2%	50.1%
% of FP17s for Band 1 Urgent Courses	883	19,899	4.4%	7.0%	8.0%	9.1%
% of FP17s Relating to Free Repair or Replacements	192	19,899	1.0%	0.8%	0.8%	0.8%
% of FP17s Relating to Continuations	604	19,899	3.0%	1.6%	1.2%	1.2%
% of Patients satisfied with the dentistry they have received	19	22	86.4%	92.3%	92.7%	92.8%
% of Patients satisfied with the time they had to wait for an appointment	19	22	86.4%	88.0%	89.1%	88.7%

* This is based on patients treated on this contract for their most recent course of treatment. Figures in italics indicate the base number of FP17s or Patient Questionnaire responses are less than 100. N/A is shown where the base number of responses is less than 10 during the period. % is calculated as Quantity/Base number*100

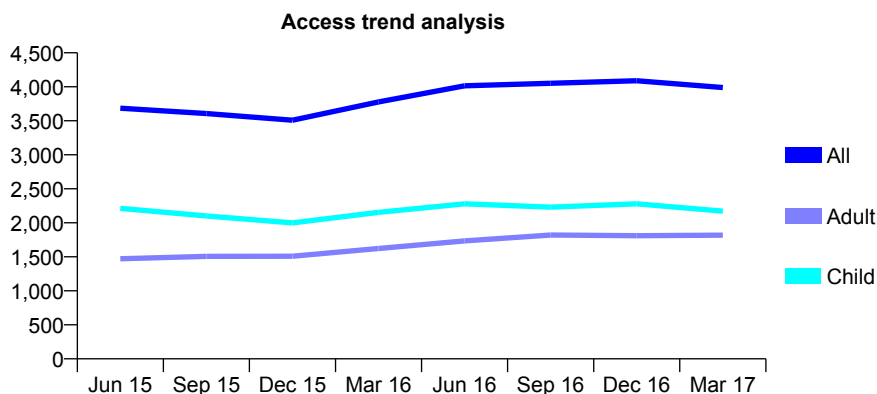
Q55 - Vital Signs At a Glance Contract Report for 127957/0006 - March 2017

Name or company name	Derbyshire Community Health Services
Contract type name	GDS Contract
Purpose of contract	General
Contract start date	01/07/2007
Contract end date	31/03/2017

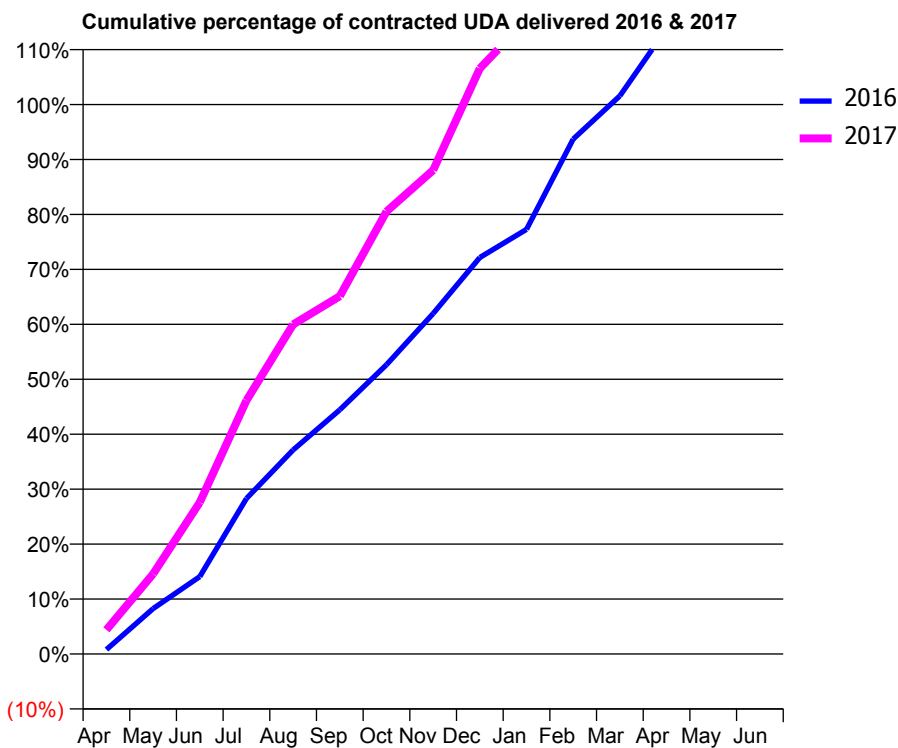
16/17 Contracted general activity (UDA)	8,436
Carry forward general activity (UDA)	0
16/17 Contracted orthodontic activity (UOA)	0
Carry forward orthodontic activity (UOA)	0
Baseline contract value	£0.00

ACCESS*

Patients seen in 24 months	Total	Change since previous quarter
Quarter ending March 2016	3,777	
Quarter ending June 2016	4,014	↑
Quarter ending September 2016	4,051	→
Quarter ending December 2016	4,089	→
Quarter ending March 2017	3,989	↓
Variance since March 2016	5.6%	↑



ACTIVITY



Month	Adjusted Scheduled Activity (UDA)	
	2016	2017
April	69	372
May	697	1,229
June	1,189	2,329
July	2,388	3,893
August	3,132	5,059
September	3,750	5,493
October	4,441	6,793
November	5,228	7,429
December	6,087	8,991
January	6,520	9,735
February	7,905	10,865
March	8,568	11,824
April	9,596	
May	9,650	
June	9,657	

QUALITY

	Quantity	Base Number	Contract	AT	Region	England
% of FP17s for the same patient ID Re-attending within 3 months - Children	223	3,783	5.9%	10.9%	12.0%	12.3%
% of FP17s for the same patient ID Re-attending within 3 months - Adults	278	2,555	10.9%	15.2%	16.0%	16.7%
% of FP17s for the same patient ID Re-attending between 3 & 9 months - Children	744	3,783	19.7%	61.3%	58.8%	57.6%
% of FP17s for the same patient ID Re-attending between 3 & 9 months - Adults	848	2,555	33.2%	54.8%	51.2%	50.1%
% of FP17s for Band 1 Urgent Courses	216	5,532	3.9%	7.0%	8.0%	9.1%
% of FP17s Relating to Free Repair or Replacements	1	5,532	0.0%	0.8%	0.8%	0.8%
% of FP17s Relating to Continuations	116	5,532	2.1%	1.6%	1.2%	1.2%
% of Patients satisfied with the dentistry they have received	3	5	N/A	92.3%	92.7%	92.8%
% of Patients satisfied with the time they had to wait for an appointment	3	5	N/A	88.0%	89.1%	88.7%

* This is based on patients treated on this contract for their most recent course of treatment. Figures in italics indicate the base number of FP17s or Patient Questionnaire responses are less than 100. N/A is shown where the base number of responses is less than 10 during the period. % is calculated as Quantity/Base number*100

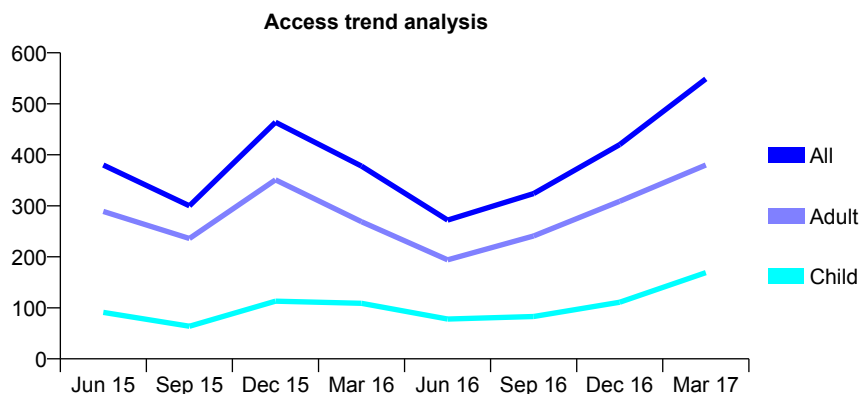
Q55 - Vital Signs At a Glance Contract Report for 128597/0001 - March 2017

Name or company name	Creswell Dental Limited
Contract type name	GDS Contract
Purpose of contract	General
Contract start date	01/07/2013
Contract end date	

16/17 Contracted general activity (UDA)	1,760
Carry forward general activity (UDA)	0
16/17 Contracted orthodontic activity (UOA)	0
Carry forward orthodontic activity (UOA)	0
Baseline contract value	£47,272.95

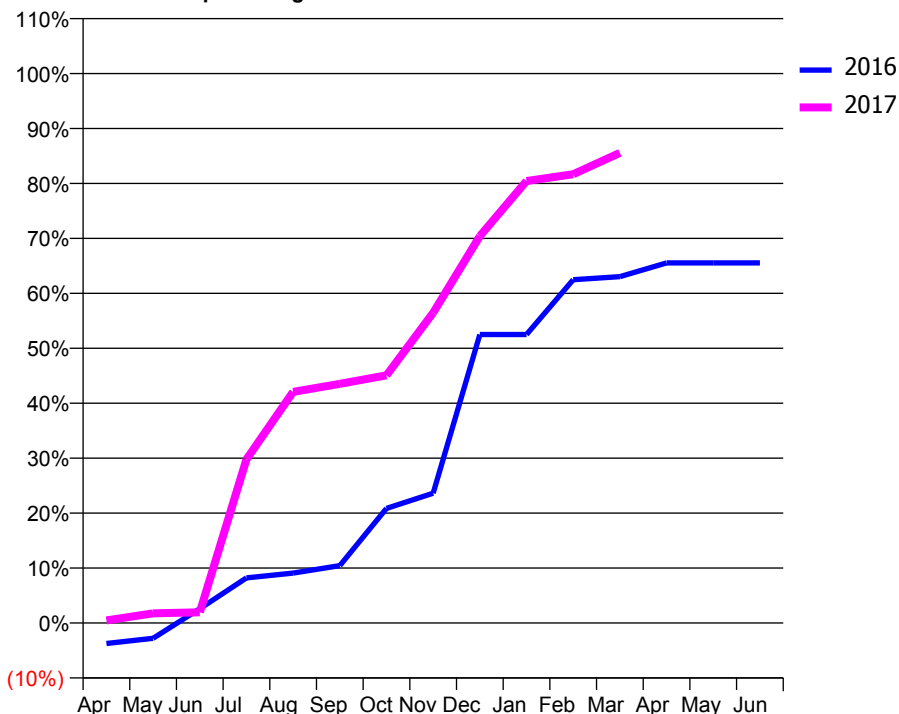
ACCESS*

Patients seen in 24 months	Total	Change since previous quarter
Quarter ending March 2016	378	
Quarter ending June 2016	272	↓
Quarter ending September 2016	324	↑
Quarter ending December 2016	420	↑
Quarter ending March 2017	549	↑
Variance since March 2016	45.2%	↑



ACTIVITY

Cumulative percentage of contracted UDA delivered 2016 & 2017



Month	Adjusted Scheduled Activity (UDA)	
	2016	2017
April	-66	8
May	-49	31
June	46	34
July	144	524
August	160	740
September	184	766
October	367	793
November	416	994
December	924	1,239
January	924	1,416
February	1,100	1,437
March	1,109	1,506
April	1,153	
May	1,153	
June	1,153	

QUALITY

	Quantity	Base Number	Contract	AT	Region	England
% of FP17s for the same patient ID Re-attending within 3 months - Children	5	208	2.4%	10.9%	12.0%	12.3%
% of FP17s for the same patient ID Re-attending within 3 months - Adults	47	604	7.8%	15.2%	16.0%	16.7%
% of FP17s for the same patient ID Re-attending between 3 & 9 months - Children	12	208	5.8%	61.3%	58.8%	57.6%
% of FP17s for the same patient ID Re-attending between 3 & 9 months - Adults	53	604	8.8%	54.8%	51.2%	50.1%
% of FP17s for Band 1 Urgent Courses	239	775	30.8%	7.0%	8.0%	9.1%
% of FP17s Relating to Free Repair or Replacements	1	775	0.1%	0.8%	0.8%	0.8%
% of FP17s Relating to Continuations	7	775	0.9%	1.6%	1.2%	1.2%
% of Patients satisfied with the dentistry they have received	0	0	N/A	92.3%	92.7%	92.8%
% of Patients satisfied with the time they had to wait for an appointment	0	0	N/A	88.0%	89.1%	88.7%

* This is based on patients treated on this contract for their most recent course of treatment. Figures in italics indicate the base number of FP17s or Patient Questionnaire responses are less than 100. N/A is shown where the base number of responses is less than 10 during the period. % is calculated as Quantity/Base number*100

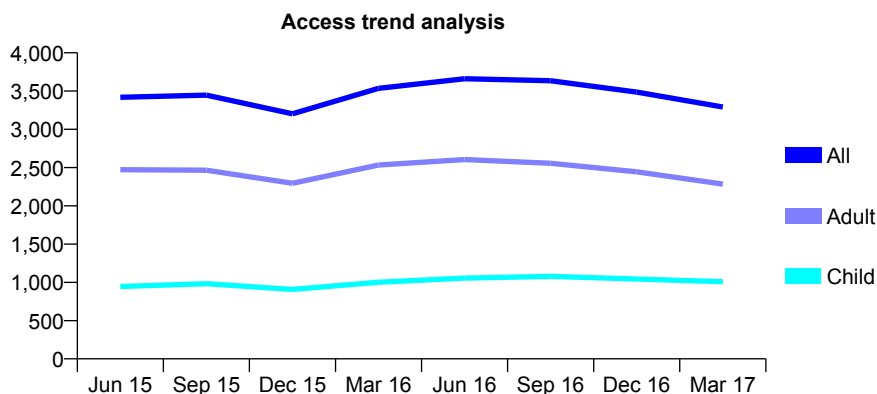
Q55 - Vital Signs At a Glance Contract Report for 128597/0002 - March 2017

Name or company name	Creswell Dental Limited
Contract type name	GDS Contract
Purpose of contract	General
Contract start date	01/07/2013
Contract end date	

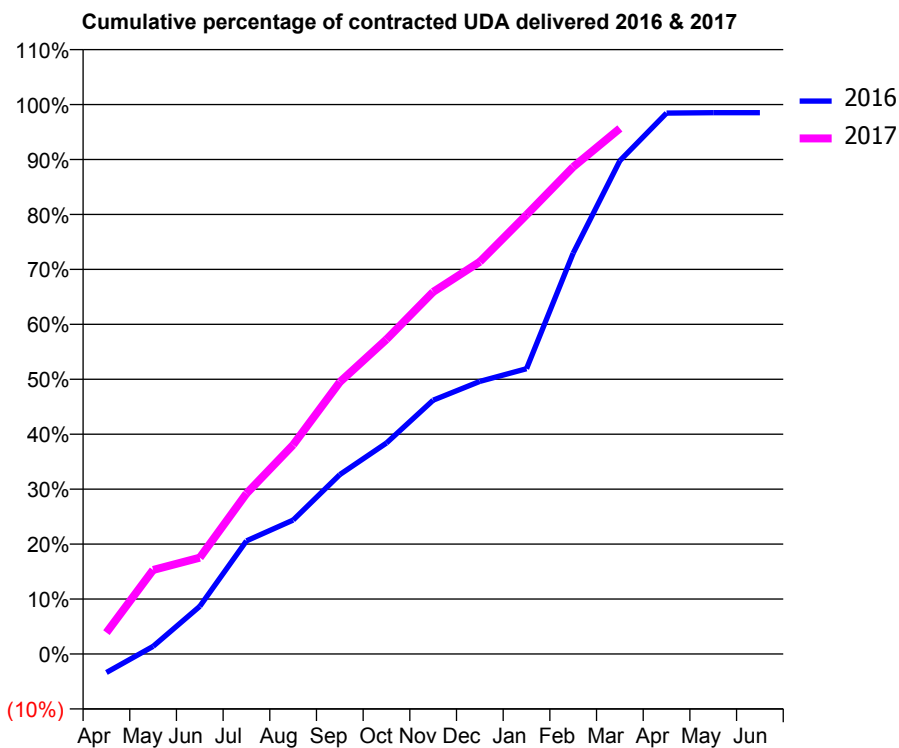
16/17 Contracted general activity (UDA)	10,000
Carry forward general activity (UDA)	0
16/17 Contracted orthodontic activity (UOA)	0
Carry forward orthodontic activity (UOA)	0
Baseline contract value	£376,159.94

ACCESS*

Patients seen in 24 months	Total	Change since previous quarter
Quarter ending March 2016	3,535	
Quarter ending June 2016	3,661	↑
Quarter ending September 2016	3,634	→
Quarter ending December 2016	3,487	↓
Quarter ending March 2017	3,292	↓
Variance since March 2016	(6.9%)	↓



ACTIVITY



Month	Adjusted Scheduled Activity (UDA)	
	2016	2017
April	-339	389
May	139	1,529
June	868	1,753
July	2,058	2,920
August	2,438	3,806
September	3,264	4,949
October	3,839	5,726
November	4,619	6,590
December	4,961	7,139
January	5,191	7,992
February	7,296	8,862
March	8,978	9,565
April	9,843	
May	9,850	
June	9,850	

QUALITY

	Quantity	Base Number	Contract	AT	Region	England
% of FP17s for the same patient ID Re-attending within 3 months - Children	85	1,649	5.2%	10.9%	12.0%	12.3%
% of FP17s for the same patient ID Re-attending within 3 months - Adults	350	3,387	10.3%	15.2%	16.0%	16.7%
% of FP17s for the same patient ID Re-attending between 3 & 9 months - Children	969	1,649	58.8%	61.3%	58.8%	57.6%
% of FP17s for the same patient ID Re-attending between 3 & 9 months - Adults	1,837	3,387	54.2%	54.8%	51.2%	50.1%
% of FP17s for Band 1 Urgent Courses	19	4,654	0.4%	7.0%	8.0%	9.1%
% of FP17s Relating to Free Repair or Replacements	45	4,654	1.0%	0.8%	0.8%	0.8%
% of FP17s Relating to Continuations	158	4,654	3.4%	1.6%	1.2%	1.2%
% of Patients satisfied with the dentistry they have received	0	1	N/A	92.3%	92.7%	92.8%
% of Patients satisfied with the time they had to wait for an appointment	1	1	N/A	88.0%	89.1%	88.7%

* This is based on patients treated on this contract for their most recent course of treatment. Figures in italics indicate the base number of FP17s or Patient Questionnaire responses are less than 100. N/A is shown where the base number of responses is less than 10 during the period. % is calculated as Quantity/Base number*100

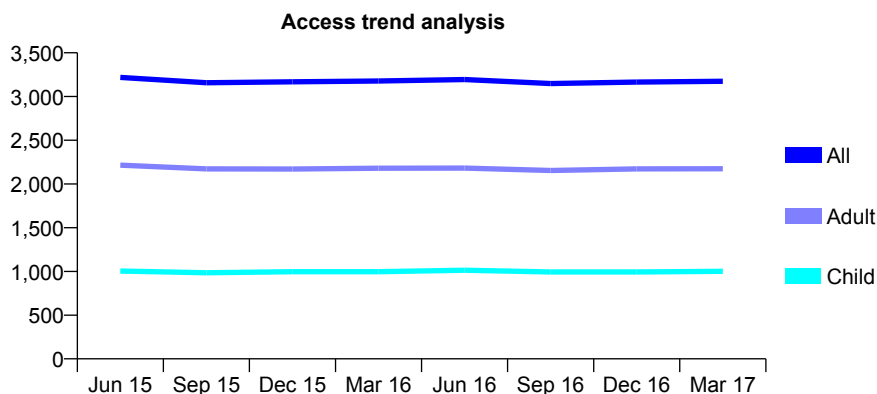
Q55 - Vital Signs At a Glance Contract Report for 131806/0001 - March 2017

Name or company name	Wollaton Dental Care
Contract type name	GDS Contract
Purpose of contract	General
Contract start date	01/04/2006
Contract end date	

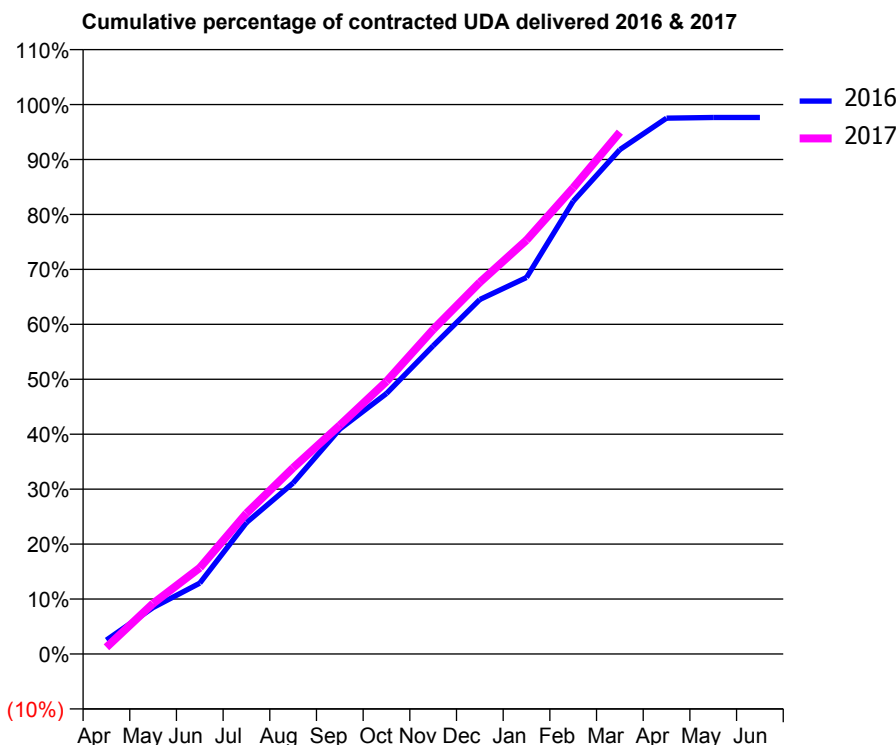
16/17 Contracted general activity (UDA)	9,356
Carry forward general activity (UDA)	221
16/17 Contracted orthodontic activity (UOA)	0
Carry forward orthodontic activity (UOA)	0
Baseline contract value	£210,161.27

ACCESS*

Patients seen in 24 months	Total	Change since previous quarter
Quarter ending March 2016	3,177	
Quarter ending June 2016	3,194	→
Quarter ending September 2016	3,148	↓
Quarter ending December 2016	3,166	→
Quarter ending March 2017	3,175	→
Variance since March 2016	(0.1%)	→



ACTIVITY



Month	Adjusted Scheduled Activity (UDA)	
	2016	2017
April	238	115
May	791	861
June	1,206	1,468
July	2,237	2,397
August	2,912	3,170
September	3,829	3,895
October	4,435	4,641
November	5,248	5,525
December	6,035	6,329
January	6,411	7,046
February	7,709	7,939
March	8,588	8,885
April	9,123	
May	9,135	
June	9,135	

QUALITY

	Quantity	Base Number	Contract	AT	Region	England
% of FP17s for the same patient ID Re-attending within 3 months - Children	146	1,634	8.9%	10.9%	12.0%	12.3%
% of FP17s for the same patient ID Re-attending within 3 months - Adults	782	3,420	22.9%	15.2%	16.0%	16.7%
% of FP17s for the same patient ID Re-attending between 3 & 9 months - Children	1,029	1,634	63.0%	61.3%	58.8%	57.6%
% of FP17s for the same patient ID Re-attending between 3 & 9 months - Adults	1,762	3,420	51.5%	54.8%	51.2%	50.1%
% of FP17s for Band 1 Urgent Courses	329	4,797	6.9%	7.0%	8.0%	9.1%
% of FP17s Relating to Free Repair or Replacements	23	4,797	0.5%	0.8%	0.8%	0.8%
% of FP17s Relating to Continuations	162	4,797	3.4%	1.6%	1.2%	1.2%
% of Patients satisfied with the dentistry they have received	6	6	N/A	92.3%	92.7%	92.8%
% of Patients satisfied with the time they had to wait for an appointment	6	6	N/A	88.0%	89.1%	88.7%

* This is based on patients treated on this contract for their most recent course of treatment. Figures in italics indicate the base number of FP17s or Patient Questionnaire responses are less than 100. N/A is shown where the base number of responses is less than 10 during the period. % is calculated as Quantity/Base number*100

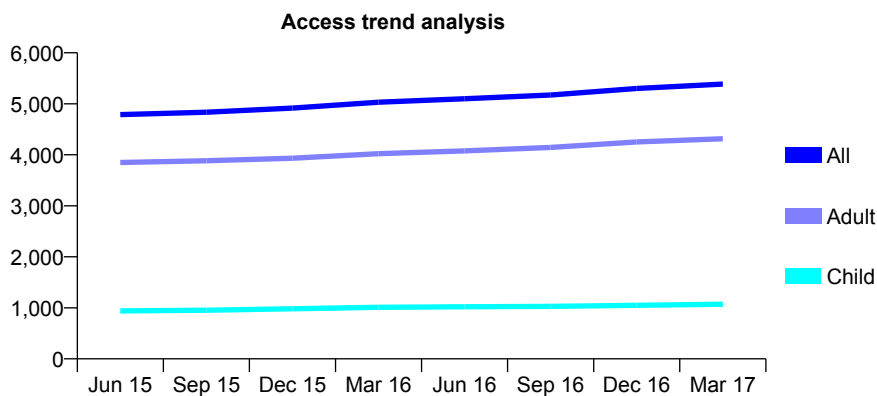
Q55 - Vital Signs At a Glance Contract Report for 131997/0001 - March 2017

Name or company name	Treeline Dental Care
Contract type name	GDS Contract
Purpose of contract	General
Contract start date	01/08/2010
Contract end date	

16/17 Contracted general activity (UDA)	13,500
Carry forward general activity (UDA)	0
16/17 Contracted orthodontic activity (UOA)	0
Carry forward orthodontic activity (UOA)	0
Baseline contract value	£318,778.90

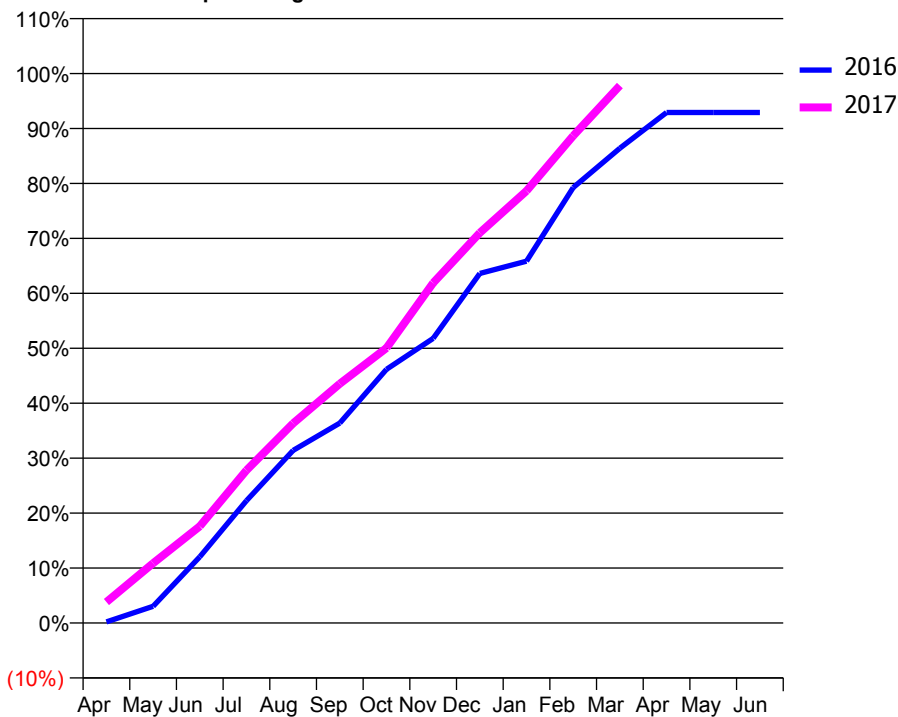
ACCESS*

Patients seen in 24 months	Total	Change since previous quarter
Quarter ending March 2016	5,032	
Quarter ending June 2016	5,099	→
Quarter ending September 2016	5,173	→
Quarter ending December 2016	5,300	↑
Quarter ending March 2017	5,387	→
Variance since March 2016	7.1%	↑



ACTIVITY

Cumulative percentage of contracted UDA delivered 2016 & 2017



Month	Adjusted Scheduled Activity (UDA)	
	2016	2017
April	30	517
May	430	1,468
June	1,706	2,375
July	3,152	3,751
August	4,446	4,906
September	5,153	5,879
October	6,536	6,756
November	7,333	8,357
December	9,004	9,587
January	9,320	10,617
February	11,218	11,968
March	12,230	13,205
April	13,153	
May	13,153	
June	13,153	

QUALITY

	Quantity	Base Number	Contract	AT	Region	England
% of FP17s for the same patient ID Re-attending within 3 months - Children	88	1,616	5.4%	10.9%	12.0%	12.3%
% of FP17s for the same patient ID Re-attending within 3 months - Adults	839	6,370	13.2%	15.2%	16.0%	16.7%
% of FP17s for the same patient ID Re-attending between 3 & 9 months - Children	1,004	1,616	62.1%	61.3%	58.8%	57.6%
% of FP17s for the same patient ID Re-attending between 3 & 9 months - Adults	3,563	6,370	55.9%	54.8%	51.2%	50.1%
% of FP17s for Band 1 Urgent Courses	343	6,488	5.3%	7.0%	8.0%	9.1%
% of FP17s Relating to Free Repair or Replacements	64	6,488	1.0%	0.8%	0.8%	0.8%
% of FP17s Relating to Continuations	166	6,488	2.6%	1.6%	1.2%	1.2%
% of Patients satisfied with the dentistry they have received	22	24	91.7%	92.3%	92.7%	92.8%
% of Patients satisfied with the time they had to wait for an appointment	19	24	79.2%	88.0%	89.1%	88.7%

* This is based on patients treated on this contract for their most recent course of treatment. Figures in italics indicate the base number of FP17s or Patient Questionnaire responses are less than 100. N/A is shown where the base number of responses is less than 10 during the period. % is calculated as Quantity/Base number*100

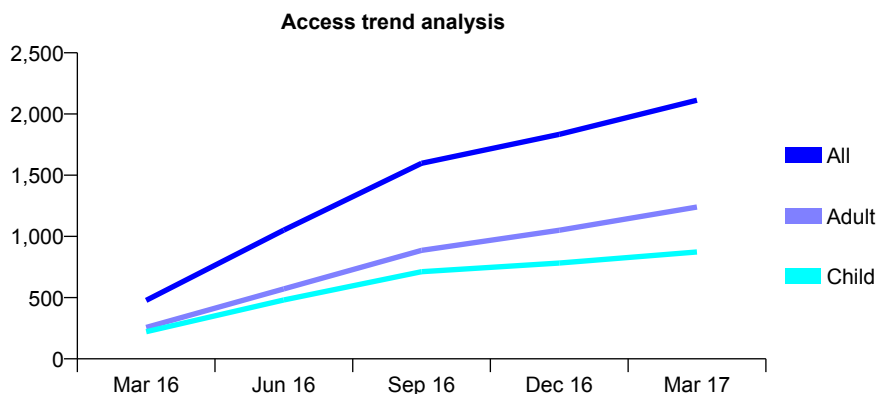
Q55 - Vital Signs At a Glance Contract Report for 133477/0001 - March 2017

Name or company name	Eckington One Partnership
Contract type name	GDS Contract
Purpose of contract	General
Contract start date	01/02/2016
Contract end date	

16/17 Contracted general activity (UDA)	7,300
Carry forward general activity (UDA)	0
16/17 Contracted orthodontic activity (UOA)	0
Carry forward orthodontic activity (UOA)	0
Baseline contract value	£169,712.00

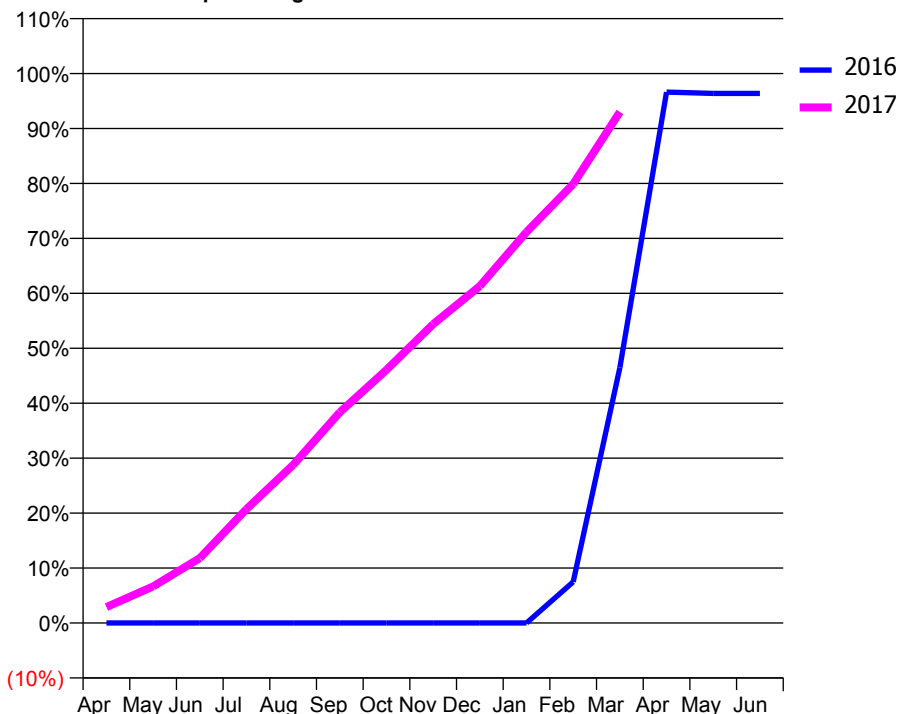
ACCESS*

Patients seen in 24 months	Total	Change since previous quarter
Quarter ending March 2016	478	
Quarter ending June 2016	1,052	↑
Quarter ending September 2016	1,598	↑
Quarter ending December 2016	1,834	↑
Quarter ending March 2017	2,113	↑
Variance since March 2016	342.1%	↑



ACTIVITY

Cumulative percentage of contracted UDA delivered 2016 & 2017



Month	Adjusted Scheduled Activity (UDA)	
	2016	2017
April	0	212
May	0	486
June	0	861
July	0	1,514
August	0	2,100
September	0	2,799
October	0	3,363
November	0	3,971
December	0	4,476
January	0	5,194
February	91	5,830
March	566	6,789
April	1,176	
May	1,173	
June	1,173	

QUALITY

	Quantity	Base Number	Contract	AT	Region	England
% of FP17s for the same patient ID Re-attending within 3 months - Children	98	1,621	6.0%	10.9%	12.0%	12.3%
% of FP17s for the same patient ID Re-attending within 3 months - Adults	249	2,160	11.5%	15.2%	16.0%	16.7%
% of FP17s for the same patient ID Re-attending between 3 & 9 months - Children	648	1,621	40.0%	61.3%	58.8%	57.6%
% of FP17s for the same patient ID Re-attending between 3 & 9 months - Adults	780	2,160	36.1%	54.8%	51.2%	50.1%
% of FP17s for Band 1 Urgent Courses	157	3,517	4.5%	7.0%	8.0%	9.1%
% of FP17s Relating to Free Repair or Replacements	31	3,517	0.9%	0.8%	0.8%	0.8%
% of FP17s Relating to Continuations	30	3,517	0.9%	1.6%	1.2%	1.2%
% of Patients satisfied with the dentistry they have received	3	3	N/A	92.3%	92.7%	92.8%
% of Patients satisfied with the time they had to wait for an appointment	2	3	N/A	88.0%	89.1%	88.7%

* This is based on patients treated on this contract for their most recent course of treatment. Figures in italics indicate the base number of FP17s or Patient Questionnaire responses are less than 100. N/A is shown where the base number of responses is less than 10 during the period. % is calculated as Quantity/Base number*100

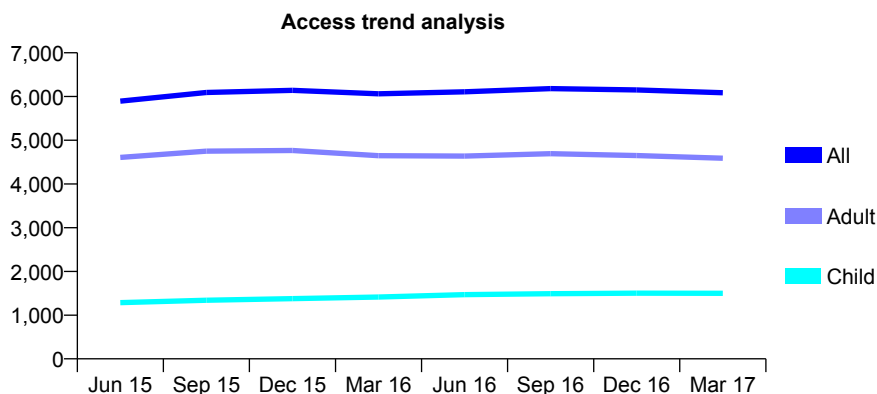
Q55 - Vital Signs At a Glance Contract Report for 134406/0001 - March 2017

Name or company name	Ice Surgeries Limited
Contract type name	GDS Contract
Purpose of contract	General
Contract start date	01/09/2009
Contract end date	

16/17 Contracted general activity (UDA)	14,000
Carry forward general activity (UDA)	-109
16/17 Contracted orthodontic activity (UOA)	0
Carry forward orthodontic activity (UOA)	0
Baseline contract value	£321,861.49

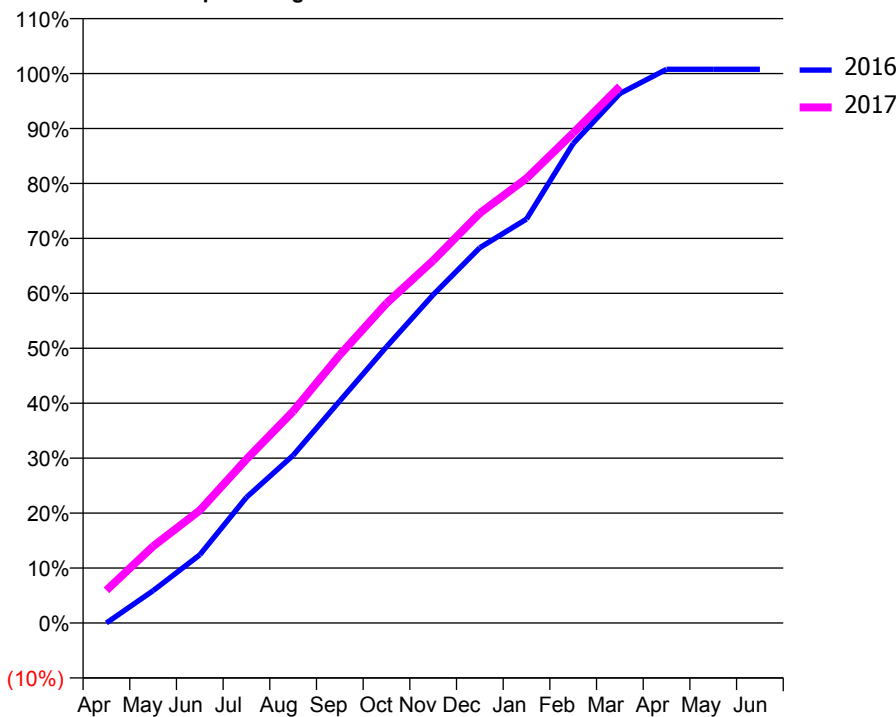
ACCESS*

Patients seen in 24 months	Total	Change since previous quarter
Quarter ending March 2016	6,062	
Quarter ending June 2016	6,107	→
Quarter ending September 2016	6,182	→
Quarter ending December 2016	6,151	→
Quarter ending March 2017	6,087	↓
Variance since March 2016	0.4%	→



ACTIVITY

Cumulative percentage of contracted UDA delivered 2016 & 2017



Month	Adjusted Scheduled Activity (UDA)	
	2016	2017
April	-0	833
May	825	1,956
June	1,739	2,868
July	3,202	4,172
August	4,273	5,395
September	5,657	6,829
October	7,039	8,144
November	8,362	9,236
December	9,560	10,443
January	10,293	11,328
February	12,214	12,485
March	13,489	13,674
April	14,109	
May	14,109	
June	14,109	

QUALITY

	Quantity	Base Number	Contract	AT	Region	England
% of FP17s for the same patient ID Re-attending within 3 months - Children	136	2,286	5.9%	10.9%	12.0%	12.3%
% of FP17s for the same patient ID Re-attending within 3 months - Adults	602	6,000	10.0%	15.2%	16.0%	16.7%
% of FP17s for the same patient ID Re-attending between 3 & 9 months - Children	1,362	2,286	59.6%	61.3%	58.8%	57.6%
% of FP17s for the same patient ID Re-attending between 3 & 9 months - Adults	3,487	6,000	58.1%	54.8%	51.2%	50.1%
% of FP17s for Band 1 Urgent Courses	330	7,964	4.1%	7.0%	8.0%	9.1%
% of FP17s Relating to Free Repair or Replacements	99	7,964	1.2%	0.8%	0.8%	0.8%
% of FP17s Relating to Continuations	97	7,964	1.2%	1.6%	1.2%	1.2%
% of Patients satisfied with the dentistry they have received	2	2	N/A	92.3%	92.7%	92.8%
% of Patients satisfied with the time they had to wait for an appointment	2	2	N/A	88.0%	89.1%	88.7%

* This is based on patients treated on this contract for their most recent course of treatment. Figures in italics indicate the base number of FP17s or Patient Questionnaire responses are less than 100. N/A is shown where the base number of responses is less than 10 during the period. % is calculated as Quantity/Base number*100

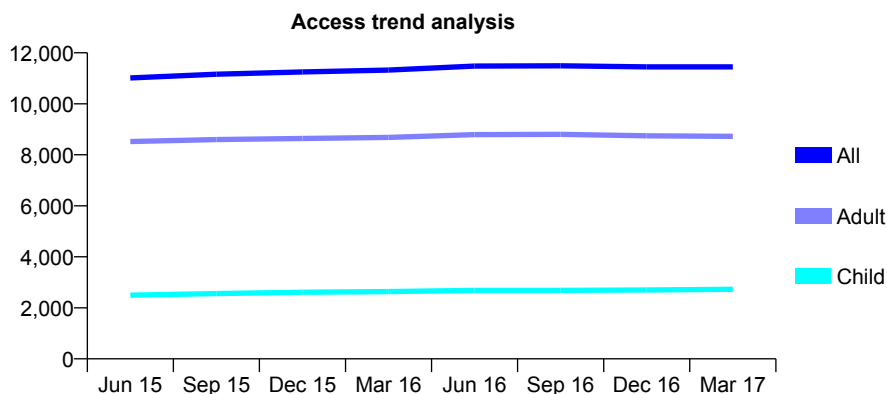
Q55 - Vital Signs At a Glance Contract Report for 134678/0001 - March 2017

Name or company name	IDH Mansfield Limited
Contract type name	GDS Contract
Purpose of contract	General
Contract start date	01/02/2008
Contract end date	

16/17 Contracted general activity (UDA)	28,500
Carry forward general activity (UDA)	0
16/17 Contracted orthodontic activity (UOA)	0
Carry forward orthodontic activity (UOA)	0
Baseline contract value	£689,957.92

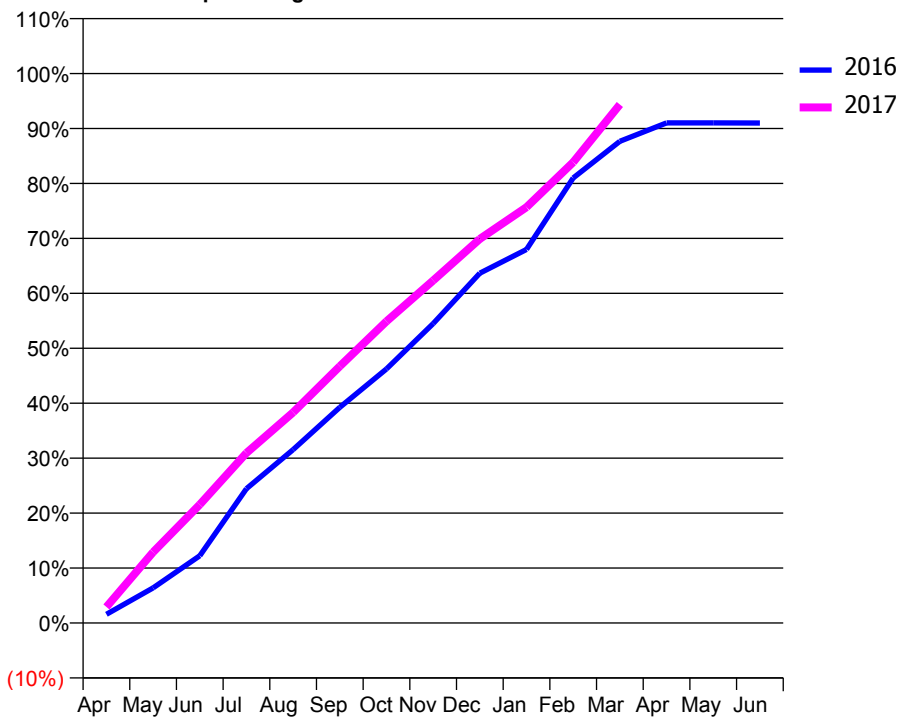
ACCESS*

Patients seen in 24 months	Total	Change since previous quarter
Quarter ending March 2016	11,324	
Quarter ending June 2016	11,478	→
Quarter ending September 2016	11,490	→
Quarter ending December 2016	11,446	→
Quarter ending March 2017	11,447	→
Variance since March 2016	1.1%	→



ACTIVITY

Cumulative percentage of contracted UDA delivered 2016 & 2017



Month	Adjusted Scheduled Activity (UDA)	
	2016	2017
April	531	835
May	2,144	3,675
June	4,100	6,146
July	8,190	8,824
August	10,574	10,923
September	13,147	13,314
October	15,490	15,648
November	18,253	17,767
December	21,326	19,925
January	22,774	21,569
February	27,135	23,901
March	29,369	26,891
April	30,492	
May	30,486	
June	30,482	

QUALITY

	Quantity	Base Number	Contract	AT	Region	England
% of FP17s for the same patient ID Re-attending within 3 months - Children	165	3,570	4.6%	10.9%	12.0%	12.3%
% of FP17s for the same patient ID Re-attending within 3 months - Adults	740	10,578	7.0%	15.2%	16.0%	16.7%
% of FP17s for the same patient ID Re-attending between 3 & 9 months - Children	2,096	3,570	58.7%	61.3%	58.8%	57.6%
% of FP17s for the same patient ID Re-attending between 3 & 9 months - Adults	6,261	10,578	59.2%	54.8%	51.2%	50.1%
% of FP17s for Band 1 Urgent Courses	195	13,560	1.4%	7.0%	8.0%	9.1%
% of FP17s Relating to Free Repair or Replacements	35	13,560	0.3%	0.8%	0.8%	0.8%
% of FP17s Relating to Continuations	241	13,560	1.8%	1.6%	1.2%	1.2%
% of Patients satisfied with the dentistry they have received	9	12	75.0%	92.3%	92.7%	92.8%
% of Patients satisfied with the time they had to wait for an appointment	9	12	75.0%	88.0%	89.1%	88.7%

* This is based on patients treated on this contract for their most recent course of treatment. Figures in italics indicate the base number of FP17s or Patient Questionnaire responses are less than 100. N/A is shown where the base number of responses is less than 10 during the period. % is calculated as Quantity/Base number*100

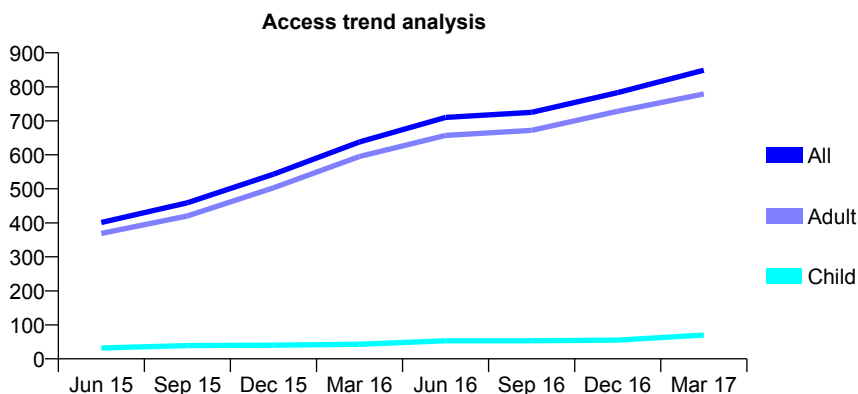
Q55 - Vital Signs At a Glance Contract Report for 135267/0001 - March 2017

Name or company name	Dr D Iliadis and Dr C Hancock
Contract type name	GDS Contract
Purpose of contract	General
Contract start date	01/06/2014
Contract end date	

16/17 Contracted general activity (UDA)	2,340
Carry forward general activity (UDA)	0
16/17 Contracted orthodontic activity (UOA)	0
Carry forward orthodontic activity (UOA)	0
Baseline contract value	£56,932.41

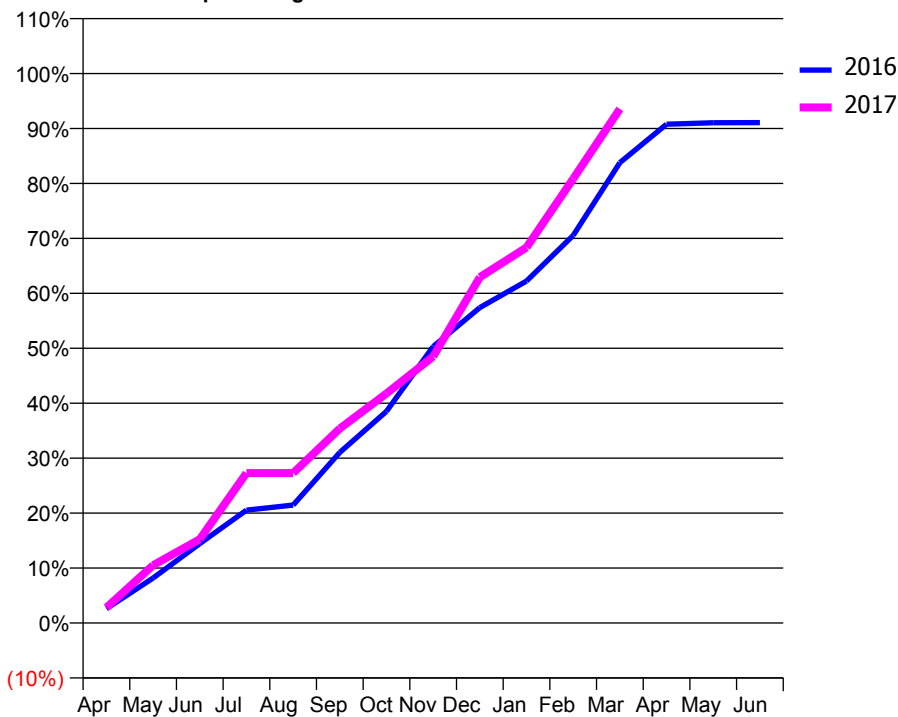
ACCESS*

Patients seen in 24 months	Total	Change since previous quarter
Quarter ending March 2016	638	
Quarter ending June 2016	710	↑
Quarter ending September 2016	725	↑
Quarter ending December 2016	783	↑
Quarter ending March 2017	849	↑
Variance since March 2016	33.1%	↑



ACTIVITY

Cumulative percentage of contracted UDA delivered 2016 & 2017



Month	Adjusted Scheduled Activity (UDA)	
	2016	2017
April	61	65
May	192	246
June	338	357
July	481	638
August	502	638
September	727	828
October	901	977
November	1,178	1,135
December	1,343	1,473
January	1,456	1,599
February	1,650	1,892
March	1,961	2,189
April	2,124	
May	2,130	
June	2,131	

QUALITY

	Quantity	Base Number	Contract	AT	Region	England
% of FP17s for the same patient ID Re-attending within 3 months - Children	2	84	2.4%	10.9%	12.0%	12.3%
% of FP17s for the same patient ID Re-attending within 3 months - Adults	102	890	11.5%	15.2%	16.0%	16.7%
% of FP17s for the same patient ID Re-attending between 3 & 9 months - Children	35	84	41.7%	61.3%	58.8%	57.6%
% of FP17s for the same patient ID Re-attending between 3 & 9 months - Adults	393	890	44.2%	54.8%	51.2%	50.1%
% of FP17s for Band 1 Urgent Courses	66	909	7.3%	7.0%	8.0%	9.1%
% of FP17s Relating to Free Repair or Replacements	10	909	1.1%	0.8%	0.8%	0.8%
% of FP17s Relating to Continuations	1	909	0.1%	1.6%	1.2%	1.2%
% of Patients satisfied with the dentistry they have received	4	4	N/A	92.3%	92.7%	92.8%
% of Patients satisfied with the time they had to wait for an appointment	3	4	N/A	88.0%	89.1%	88.7%

* This is based on patients treated on this contract for their most recent course of treatment. Figures in italics indicate the base number of FP17s or Patient Questionnaire responses are less than 100. N/A is shown where the base number of responses is less than 10 during the period. % is calculated as Quantity/Base number*100

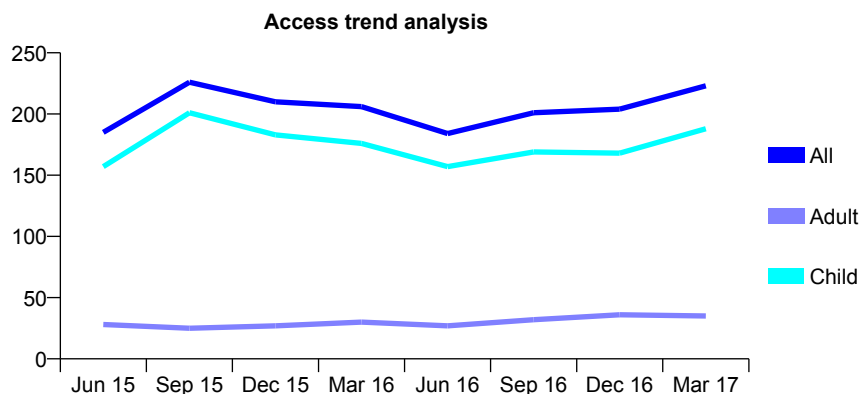
Q55 - Vital Signs At a Glance Contract Report for 135372/0001 - March 2017

Name or company name	No.1 The Orthodontic Specialists
Contract type name	GDS Contract
Purpose of contract	General and Orthodontic
Contract start date	14/12/2012
Contract end date	

16/17 Contracted general activity (UDA)	44
Carry forward general activity (UDA)	0
16/17 Contracted orthodontic activity (UOA)	6,651
Carry forward orthodontic activity (UOA)	-12
Baseline contract value	£407,884.07

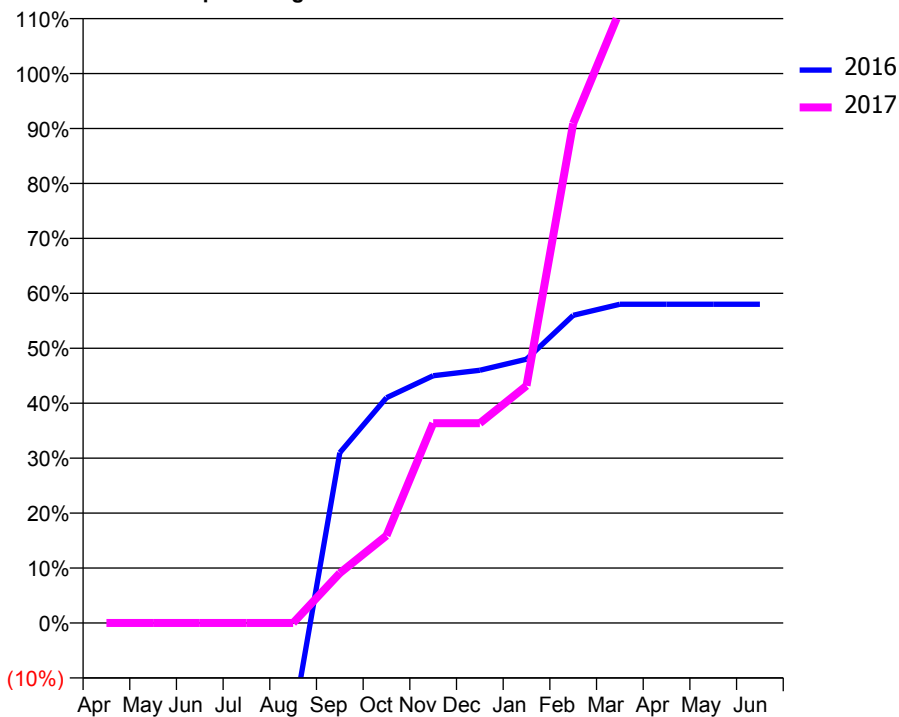
ACCESS*

Patients seen in 24 months	Total	Change since previous quarter
Quarter ending March 2016	206	
Quarter ending June 2016	184	↓
Quarter ending September 2016	201	↑
Quarter ending December 2016	204	→
Quarter ending March 2017	223	↑
Variance since March 2016	8.3%	↑



ACTIVITY

Cumulative percentage of contracted UDA delivered 2016 & 2017



Month	Adjusted Scheduled Activity (UDA)	
	2016	2017
April	-43	0
May	-43	0
June	-43	0
July	-21	0
August	-18	0
September	31	4
October	41	7
November	45	16
December	46	16
January	48	19
February	56	40
March	58	49
April	58	
May	58	
June	58	

QUALITY

	Quantity	Base Number	Contract	AT	Region	England
% of FP17s for the same patient ID Re-attending within 3 months - Children	8	993	0.8%	10.9%	12.0%	12.3%
% of FP17s for the same patient ID Re-attending within 3 months - Adults	0	17	0.0%	15.2%	16.0%	16.7%
% of FP17s for the same patient ID Re-attending between 3 & 9 months - Children	5	993	0.5%	61.3%	58.8%	57.6%
% of FP17s for the same patient ID Re-attending between 3 & 9 months - Adults	0	17	0.0%	54.8%	51.2%	50.1%
% of FP17s for Band 1 Urgent Courses	0	17	0.0%	7.0%	8.0%	9.1%
% of FP17s Relating to Free Repair or Replacements	0	17	0.0%	0.8%	0.8%	0.8%
% of FP17s Relating to Continuations	0	17	0.0%	1.6%	1.2%	1.2%
% of Patients satisfied with the dentistry they have received	0	0	N/A	92.3%	92.7%	92.8%
% of Patients satisfied with the time they had to wait for an appointment	0	0	N/A	88.0%	89.1%	88.7%

* This is based on patients treated on this contract for their most recent course of treatment. Figures in italics indicate the base number of FP17s or Patient Questionnaire responses are less than 100. N/A is shown where the base number of responses is less than 10 during the period. % is calculated as Quantity/Base number*100

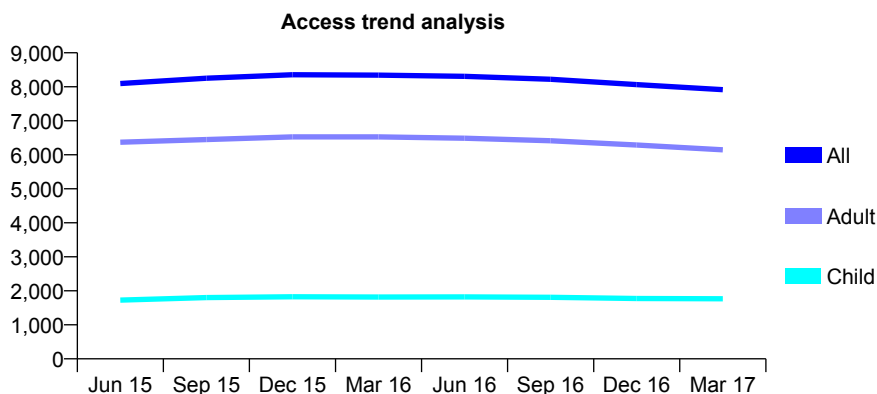
Q55 - Vital Signs At a Glance Contract Report for 136654/0001 - March 2017

Name or company name	Dentichек Ltd
Contract type name	GDS Contract
Purpose of contract	General
Contract start date	01/04/2009
Contract end date	

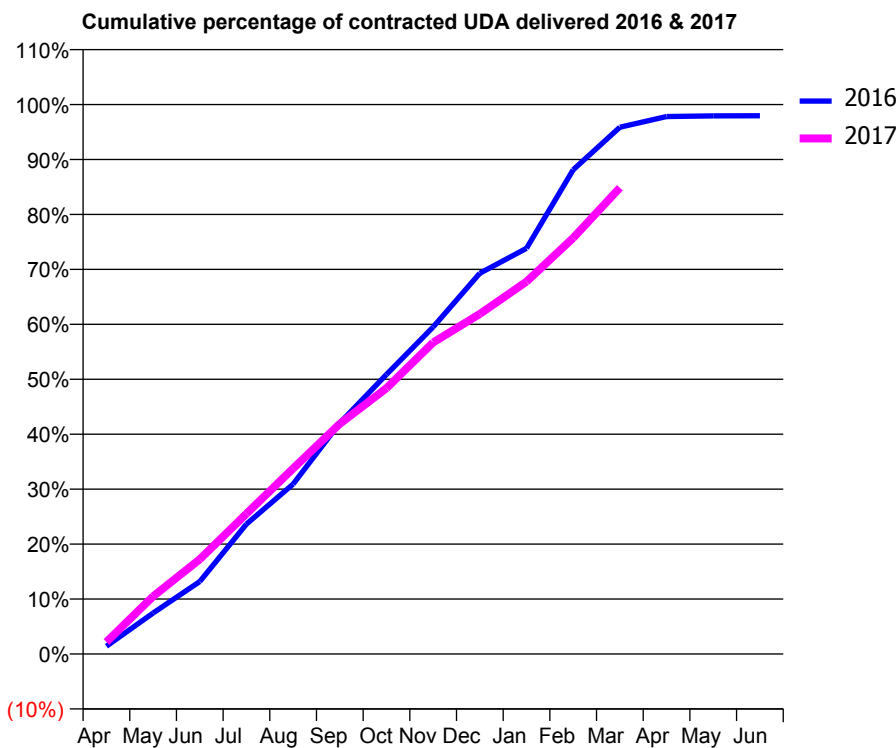
16/17 Contracted general activity (UDA)	23,500
Carry forward general activity (UDA)	489
16/17 Contracted orthodontic activity (UOA)	0
Carry forward orthodontic activity (UOA)	0
Baseline contract value	£552,454.33

ACCESS*

Patients seen in 24 months	Total	Change since previous quarter
Quarter ending March 2016	8,344	
Quarter ending June 2016	8,308	→
Quarter ending September 2016	8,222	↓
Quarter ending December 2016	8,063	↓
Quarter ending March 2017	7,914	↓
Variance since March 2016	(5.2%)	↓



ACTIVITY



Month	Adjusted Scheduled Activity (UDA)	
	2016	2017
April	340	516
May	1,781	2,466
June	3,150	4,052
July	5,650	6,001
August	7,391	7,935
September	10,044	9,844
October	12,154	11,367
November	14,220	13,327
December	16,557	14,543
January	17,641	15,928
February	21,057	17,793
March	22,907	19,938
April	23,371	
May	23,396	
June	23,405	

QUALITY

	Quantity	Base Number	Contract	AT	Region	England
% of FP17s for the same patient ID Re-attending within 3 months - Children	583	2,748	21.2%	10.9%	12.0%	12.3%
% of FP17s for the same patient ID Re-attending within 3 months - Adults	1,262	8,402	15.0%	15.2%	16.0%	16.7%
% of FP17s for the same patient ID Re-attending between 3 & 9 months - Children	1,373	2,748	50.0%	61.3%	58.8%	57.6%
% of FP17s for the same patient ID Re-attending between 3 & 9 months - Adults	5,049	8,402	60.1%	54.8%	51.2%	50.1%
% of FP17s for Band 1 Urgent Courses	771	10,878	7.1%	7.0%	8.0%	9.1%
% of FP17s Relating to Free Repair or Replacements	145	10,878	1.3%	0.8%	0.8%	0.8%
% of FP17s Relating to Continuations	30	10,878	0.3%	1.6%	1.2%	1.2%
% of Patients satisfied with the dentistry they have received	15	16	93.8%	92.3%	92.7%	92.8%
% of Patients satisfied with the time they had to wait for an appointment	15	16	93.8%	88.0%	89.1%	88.7%

* This is based on patients treated on this contract for their most recent course of treatment. Figures in italics indicate the base number of FP17s or Patient Questionnaire responses are less than 100. N/A is shown where the base number of responses is less than 10 during the period. % is calculated as Quantity/Base number*100

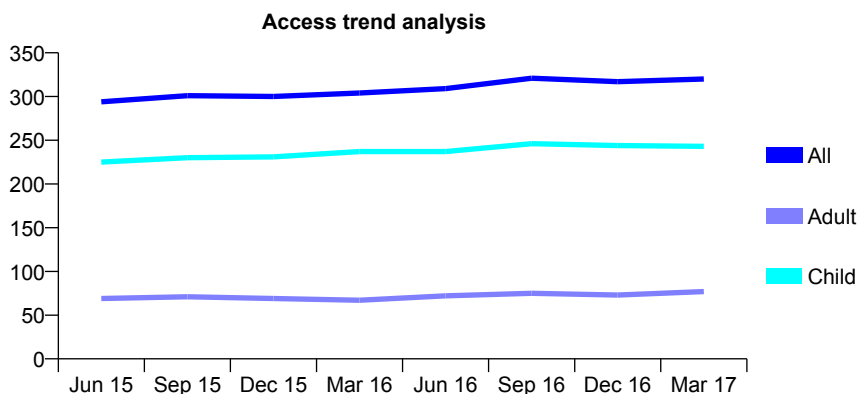
Q55 - Vital Signs At a Glance Contract Report for 137553/0001 - March 2017

Name or company name	Ruddington Dental Practice
Contract type name	GDS Contract
Purpose of contract	General
Contract start date	01/08/2013
Contract end date	

16/17 Contracted general activity (UDA)	600
Carry forward general activity (UDA)	17
16/17 Contracted orthodontic activity (UOA)	0
Carry forward orthodontic activity (UOA)	0
Baseline contract value	£15,447.15

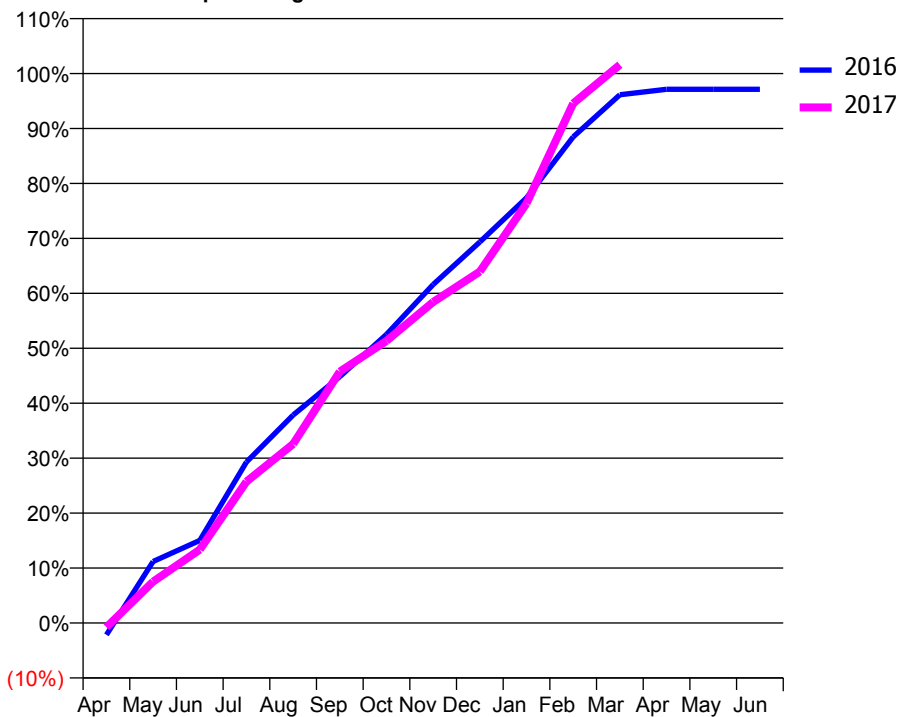
ACCESS*

Patients seen in 24 months	Total	Change since previous quarter
Quarter ending March 2016	304	
Quarter ending June 2016	309	→
Quarter ending September 2016	321	↑
Quarter ending December 2016	317	↓
Quarter ending March 2017	320	→
Variance since March 2016	5.3%	↑



ACTIVITY

Cumulative percentage of contracted UDA delivered 2016 & 2017



Month	Adjusted Scheduled Activity (UDA)	
	2016	2017
April	-13	-5
May	67	45
June	90	80
July	176	154
August	227	195
September	269	275
October	315	308
November	370	351
December	416	384
January	464	458
February	531	567
March	577	610
April	583	
May	583	
June	583	

QUALITY

	Quantity	Base Number	Contract	AT	Region	England
% of FP17s for the same patient ID Re-attending within 3 months - Children	11	363	3.0%	10.9%	12.0%	12.3%
% of FP17s for the same patient ID Re-attending within 3 months - Adults	8	90	8.9%	15.2%	16.0%	16.7%
% of FP17s for the same patient ID Re-attending between 3 & 9 months - Children	250	363	68.9%	61.3%	58.8%	57.6%
% of FP17s for the same patient ID Re-attending between 3 & 9 months - Adults	70	90	77.8%	54.8%	51.2%	50.1%
% of FP17s for Band 1 Urgent Courses	13	448	2.9%	7.0%	8.0%	9.1%
% of FP17s Relating to Free Repair or Replacements	0	448	0.0%	0.8%	0.8%	0.8%
% of FP17s Relating to Continuations	4	448	0.9%	1.6%	1.2%	1.2%
% of Patients satisfied with the dentistry they have received	0	0	N/A	92.3%	92.7%	92.8%
% of Patients satisfied with the time they had to wait for an appointment	0	0	N/A	88.0%	89.1%	88.7%

* This is based on patients treated on this contract for their most recent course of treatment. Figures in italics indicate the base number of FP17s or Patient Questionnaire responses are less than 100. N/A is shown where the base number of responses is less than 10 during the period. % is calculated as Quantity/Base number*100

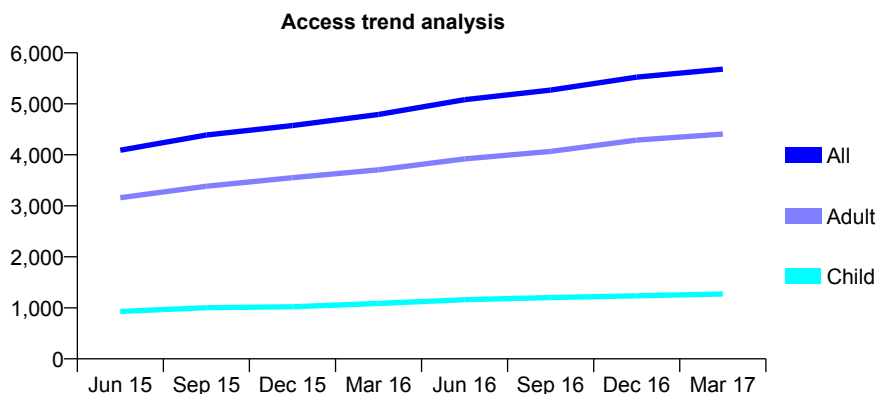
Q55 - Vital Signs At a Glance Contract Report for 138045/0001 - March 2017

Name or company name	16a Dental
Contract type name	GDS Contract
Purpose of contract	General
Contract start date	01/04/2006
Contract end date	

16/17 Contracted general activity (UDA)	15,977
Carry forward general activity (UDA)	-165
16/17 Contracted orthodontic activity (UOA)	0
Carry forward orthodontic activity (UOA)	0
Baseline contract value	£419,325.52

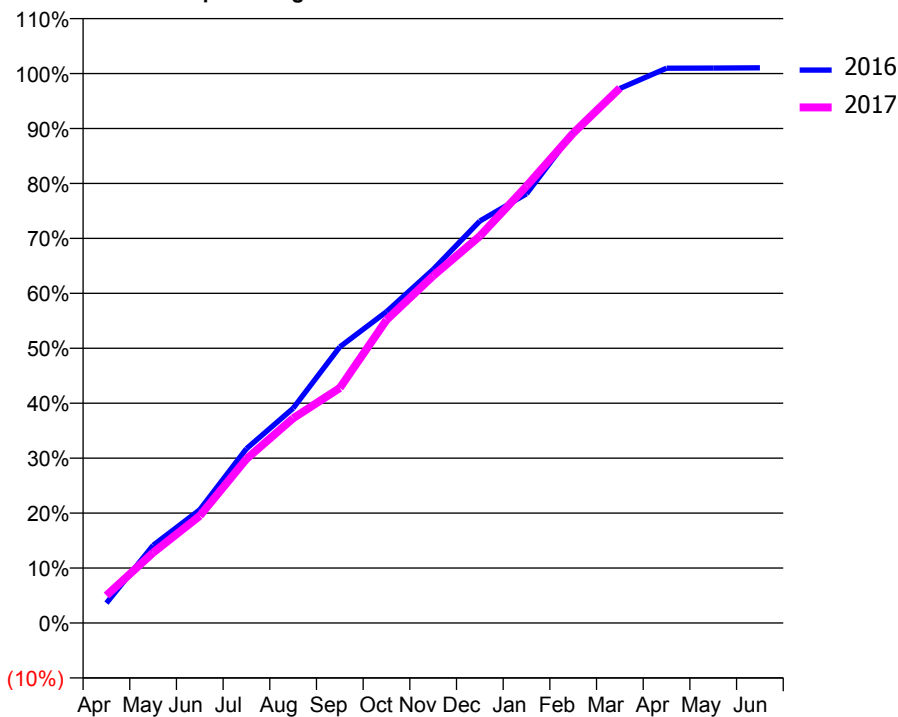
ACCESS*

Patients seen in 24 months	Total	Change since previous quarter
Quarter ending March 2016	4,792	
Quarter ending June 2016	5,081	↑
Quarter ending September 2016	5,269	↑
Quarter ending December 2016	5,523	↑
Quarter ending March 2017	5,679	↑
Variance since March 2016	18.5%	↑



ACTIVITY

Cumulative percentage of contracted UDA delivered 2016 & 2017



Month	Adjusted Scheduled Activity (UDA)	
	2016	2017
April	580	801
May	2,260	2,046
June	3,293	3,114
July	5,068	4,771
August	6,244	5,953
September	8,027	6,835
October	9,052	8,810
November	10,282	10,092
December	11,688	11,250
January	12,480	12,702
February	14,266	14,242
March	15,540	15,554
April	16,132	
May	16,136	
June	16,142	

QUALITY

	Quantity	Base Number	Contract	AT	Region	England
% of FP17s for the same patient ID Re-attending within 3 months - Children	288	2,356	12.2%	10.9%	12.0%	12.3%
% of FP17s for the same patient ID Re-attending within 3 months - Adults	1,117	7,566	14.8%	15.2%	16.0%	16.7%
% of FP17s for the same patient ID Re-attending between 3 & 9 months - Children	1,506	2,356	63.9%	61.3%	58.8%	57.6%
% of FP17s for the same patient ID Re-attending between 3 & 9 months - Adults	4,868	7,566	64.3%	54.8%	51.2%	50.1%
% of FP17s for Band 1 Urgent Courses	455	9,150	5.0%	7.0%	8.0%	9.1%
% of FP17s Relating to Free Repair or Replacements	65	9,150	0.7%	0.8%	0.8%	0.8%
% of FP17s Relating to Continuations	144	9,150	1.6%	1.6%	1.2%	1.2%
% of Patients satisfied with the dentistry they have received	10	11	90.9%	92.3%	92.7%	92.8%
% of Patients satisfied with the time they had to wait for an appointment	9	11	81.8%	88.0%	89.1%	88.7%

* This is based on patients treated on this contract for their most recent course of treatment. Figures in italics indicate the base number of FP17s or Patient Questionnaire responses are less than 100. N/A is shown where the base number of responses is less than 10 during the period. % is calculated as Quantity/Base number*100

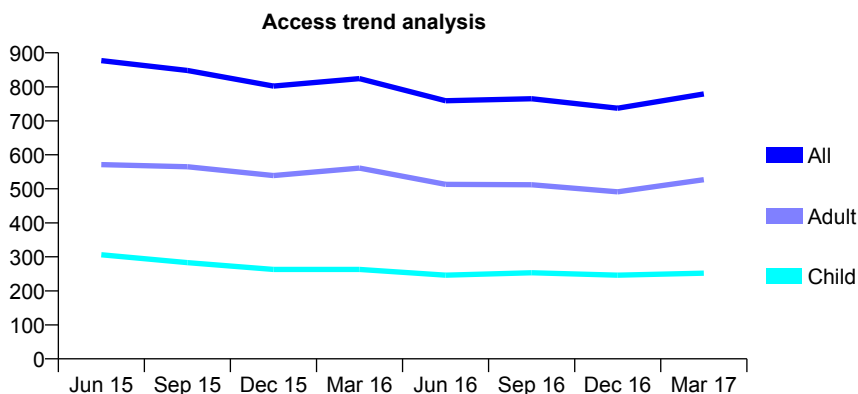
Q55 - Vital Signs At a Glance Contract Report for 138169/0001 - March 2017

Name or company name	Holly Tree House Dental Practice
Contract type name	GDS Contract
Purpose of contract	General
Contract start date	25/11/2011
Contract end date	

16/17 Contracted general activity (UDA)	2,254
Carry forward general activity (UDA)	0
16/17 Contracted orthodontic activity (UOA)	0
Carry forward orthodontic activity (UOA)	0
Baseline contract value	£53,326.55

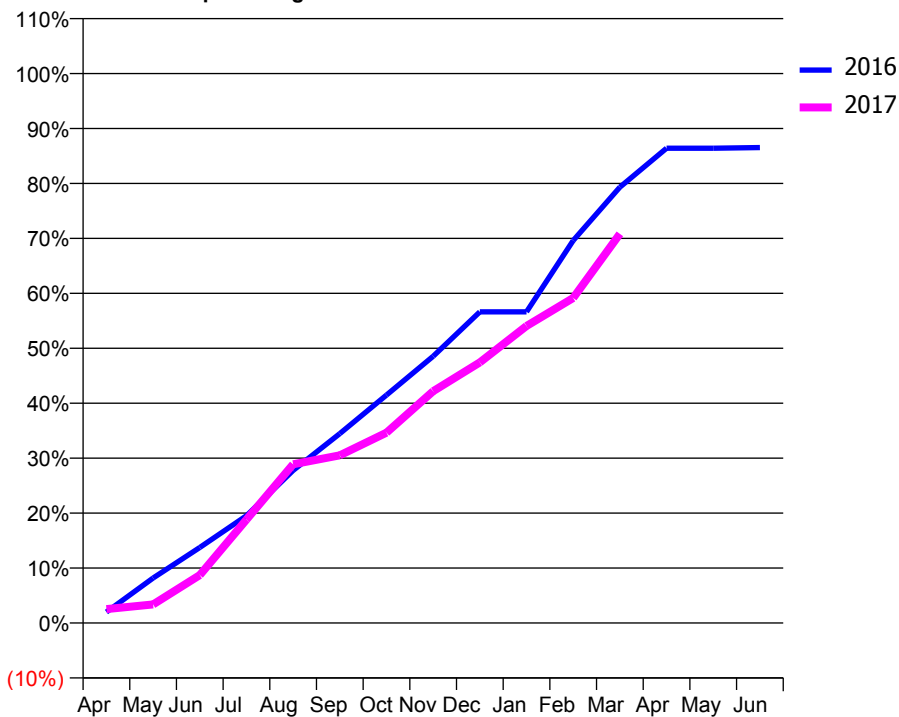
ACCESS*

Patients seen in 24 months	Total	Change since previous quarter
Quarter ending March 2016	824	
Quarter ending June 2016	759	↓
Quarter ending September 2016	765	→
Quarter ending December 2016	737	↓
Quarter ending March 2017	779	↑
Variance since March 2016	(5.5%)	↓



ACTIVITY

Cumulative percentage of contracted UDA delivered 2016 & 2017



Month	Adjusted Scheduled Activity (UDA)	
	2016	2017
April	45	57
May	185	76
June	310	197
July	440	424
August	626	651
September	777	688
October	935	781
November	1,094	951
December	1,276	1,069
January	1,276	1,219
February	1,569	1,333
March	1,788	1,596
April	1,947	
May	1,947	
June	1,950	

QUALITY

	Quantity	Base Number	Contract	AT	Region	England
% of FP17s for the same patient ID Re-attending within 3 months - Children	20	409	4.9%	10.9%	12.0%	12.3%
% of FP17s for the same patient ID Re-attending within 3 months - Adults	76	482	15.8%	15.2%	16.0%	16.7%
% of FP17s for the same patient ID Re-attending between 3 & 9 months - Children	271	409	66.3%	61.3%	58.8%	57.6%
% of FP17s for the same patient ID Re-attending between 3 & 9 months - Adults	215	482	44.6%	54.8%	51.2%	50.1%
% of FP17s for Band 1 Urgent Courses	12	835	1.4%	7.0%	8.0%	9.1%
% of FP17s Relating to Free Repair or Replacements	10	835	1.2%	0.8%	0.8%	0.8%
% of FP17s Relating to Continuations	22	835	2.6%	1.6%	1.2%	1.2%
% of Patients satisfied with the dentistry they have received	0	0	N/A	92.3%	92.7%	92.8%
% of Patients satisfied with the time they had to wait for an appointment	0	0	N/A	88.0%	89.1%	88.7%

* This is based on patients treated on this contract for their most recent course of treatment. Figures in italics indicate the base number of FP17s or Patient Questionnaire responses are less than 100. N/A is shown where the base number of responses is less than 10 during the period. % is calculated as Quantity/Base number*100

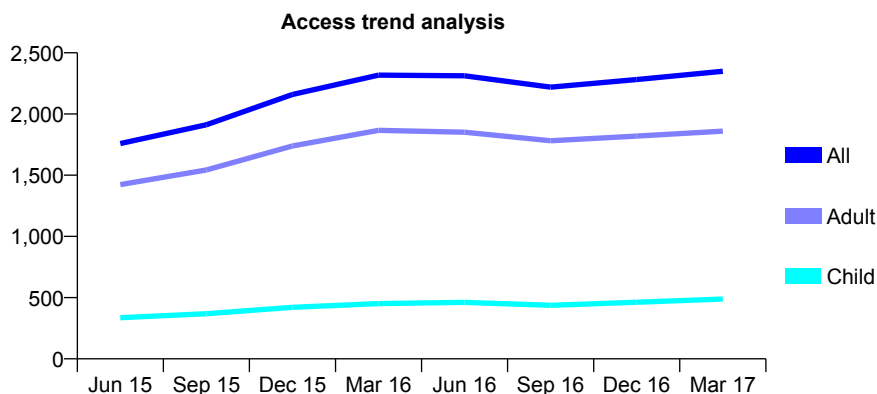
Q55 - Vital Signs At a Glance Contract Report for 138592/0001 - March 2017

Name or company name	Oradent Studio
Contract type name	GDS Contract
Purpose of contract	General
Contract start date	12/02/2014
Contract end date	

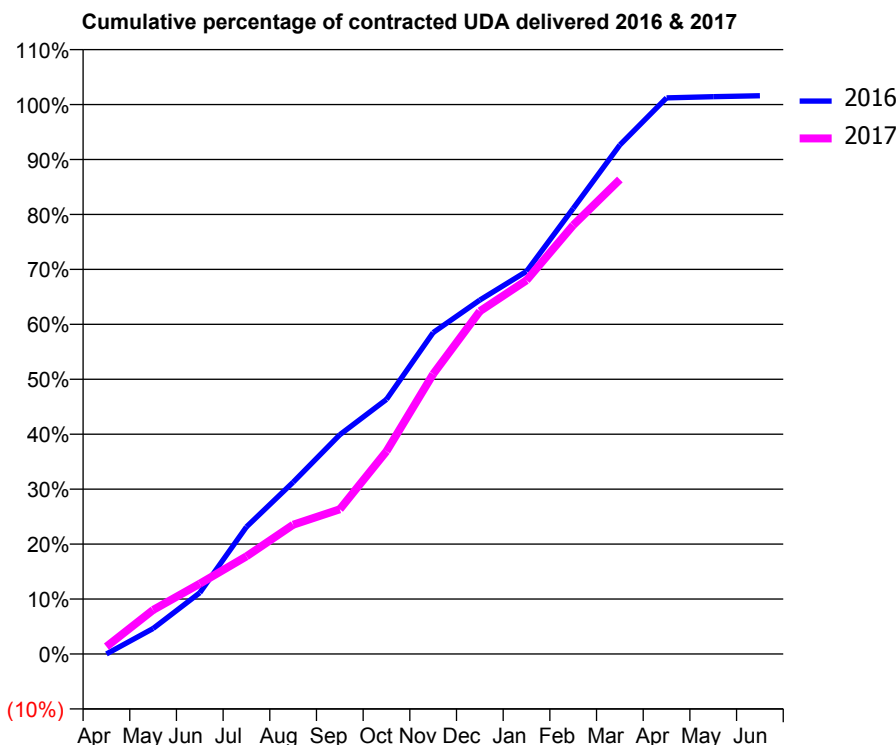
16/17 Contracted general activity (UDA)	6,825
Carry forward general activity (UDA)	-92
16/17 Contracted orthodontic activity (UOA)	0
Carry forward orthodontic activity (UOA)	0
Baseline contract value	£175,268.51

ACCESS*

Patients seen in 24 months	Total	Change since previous quarter
Quarter ending March 2016	2,318	
Quarter ending June 2016	2,312	→
Quarter ending September 2016	2,219	↓
Quarter ending December 2016	2,282	↑
Quarter ending March 2017	2,349	↑
Variance since March 2016	1.3%	→



ACTIVITY



Month	Adjusted Scheduled Activity (UDA)	
	2016	2017
April	0	92
May	271	547
June	649	874
July	1,348	1,213
August	1,821	1,605
September	2,325	1,797
October	2,700	2,518
November	3,407	3,477
December	3,752	4,257
January	4,056	4,641
February	4,724	5,325
March	5,397	5,894
April	5,895	
May	5,908	
June	5,917	

QUALITY

	Quantity	Base Number	Contract	AT	Region	England
% of FP17s for the same patient ID Re-attending within 3 months - Children	21	498	4.2%	10.9%	12.0%	12.3%
% of FP17s for the same patient ID Re-attending within 3 months - Adults	195	1,909	10.2%	15.2%	16.0%	16.7%
% of FP17s for the same patient ID Re-attending between 3 & 9 months - Children	138	498	27.7%	61.3%	58.8%	57.6%
% of FP17s for the same patient ID Re-attending between 3 & 9 months - Adults	604	1,909	31.6%	54.8%	51.2%	50.1%
% of FP17s for Band 1 Urgent Courses	179	2,206	8.1%	7.0%	8.0%	9.1%
% of FP17s Relating to Free Repair or Replacements	28	2,206	1.3%	0.8%	0.8%	0.8%
% of FP17s Relating to Continuations	4	2,206	0.2%	1.6%	1.2%	1.2%
% of Patients satisfied with the dentistry they have received	8	8	N/A	92.3%	92.7%	92.8%
% of Patients satisfied with the time they had to wait for an appointment	8	8	N/A	88.0%	89.1%	88.7%

* This is based on patients treated on this contract for their most recent course of treatment. Figures in italics indicate the base number of FP17s or Patient Questionnaire responses are less than 100. N/A is shown where the base number of responses is less than 10 during the period. % is calculated as Quantity/Base number*100

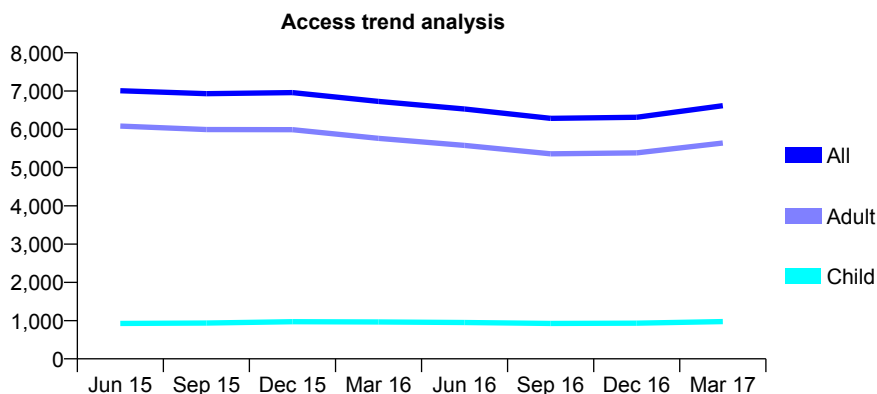
Q55 - Vital Signs At a Glance Contract Report for 139904/0001 - March 2017

Name or company name	Market Street Dental Care
Contract type name	GDS Contract
Purpose of contract	General
Contract start date	01/09/2012
Contract end date	

16/17 Contracted general activity (UDA)	16,736
Carry forward general activity (UDA)	-334
16/17 Contracted orthodontic activity (UOA)	0
Carry forward orthodontic activity (UOA)	0
Baseline contract value	£403,338.00

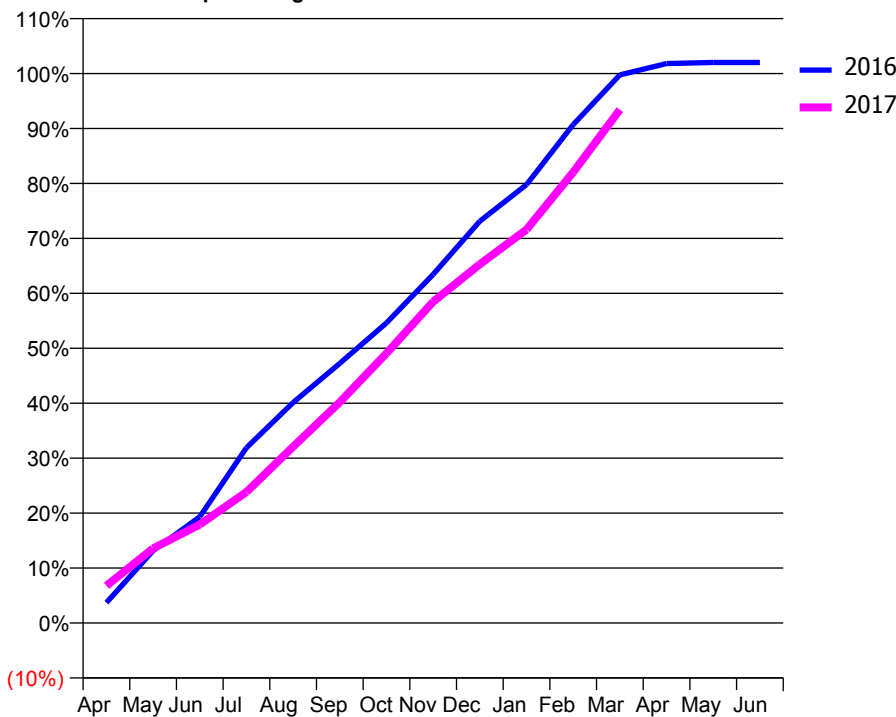
ACCESS*

Patients seen in 24 months	Total	Change since previous quarter
Quarter ending March 2016	6,728	
Quarter ending June 2016	6,529	↓
Quarter ending September 2016	6,288	↓
Quarter ending December 2016	6,315	→
Quarter ending March 2017	6,617	↑
Variance since March 2016	(1.6%)	↓



ACTIVITY

Cumulative percentage of contracted UDA delivered 2016 & 2017



Month	Adjusted Scheduled Activity (UDA)	
	2016	2017
April	620	1,136
May	2,202	2,274
June	3,236	3,001
July	5,339	3,992
August	6,717	5,371
September	7,908	6,727
October	9,139	8,216
November	10,619	9,787
December	12,237	10,928
January	13,350	11,984
February	15,177	13,727
March	16,696	15,635
April	17,040	
May	17,070	
June	17,070	

QUALITY

	Quantity	Base Number	Contract	AT	Region	England
% of FP17s for the same patient ID Re-attending within 3 months - Children	66	1,475	4.5%	10.9%	12.0%	12.3%
% of FP17s for the same patient ID Re-attending within 3 months - Adults	810	7,988	10.1%	15.2%	16.0%	16.7%
% of FP17s for the same patient ID Re-attending between 3 & 9 months - Children	975	1,475	66.1%	61.3%	58.8%	57.6%
% of FP17s for the same patient ID Re-attending between 3 & 9 months - Adults	4,729	7,988	59.2%	54.8%	51.2%	50.1%
% of FP17s for Band 1 Urgent Courses	354	8,410	4.2%	7.0%	8.0%	9.1%
% of FP17s Relating to Free Repair or Replacements	16	8,410	0.2%	0.8%	0.8%	0.8%
% of FP17s Relating to Continuations	99	8,410	1.2%	1.6%	1.2%	1.2%
% of Patients satisfied with the dentistry they have received	10	11	90.9%	92.3%	92.7%	92.8%
% of Patients satisfied with the time they had to wait for an appointment	9	11	81.8%	88.0%	89.1%	88.7%

* This is based on patients treated on this contract for their most recent course of treatment. Figures in italics indicate the base number of FP17s or Patient Questionnaire responses are less than 100. N/A is shown where the base number of responses is less than 10 during the period. % is calculated as Quantity/Base number*100

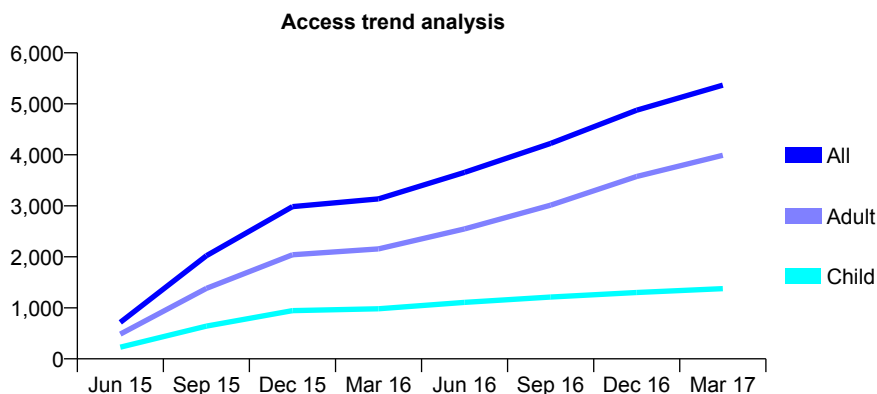
Q55 - Vital Signs At a Glance Contract Report for 142166/0001 - March 2017

Name or company name	Nationwide Healthcare Providers Ltd Clay C
Contract type name	GDS Contract
Purpose of contract	General
Contract start date	01/04/2015
Contract end date	

16/17 Contracted general activity (UDA)	18,000
Carry forward general activity (UDA)	0
16/17 Contracted orthodontic activity (UOA)	0
Carry forward orthodontic activity (UOA)	0
Baseline contract value	£498,524.28

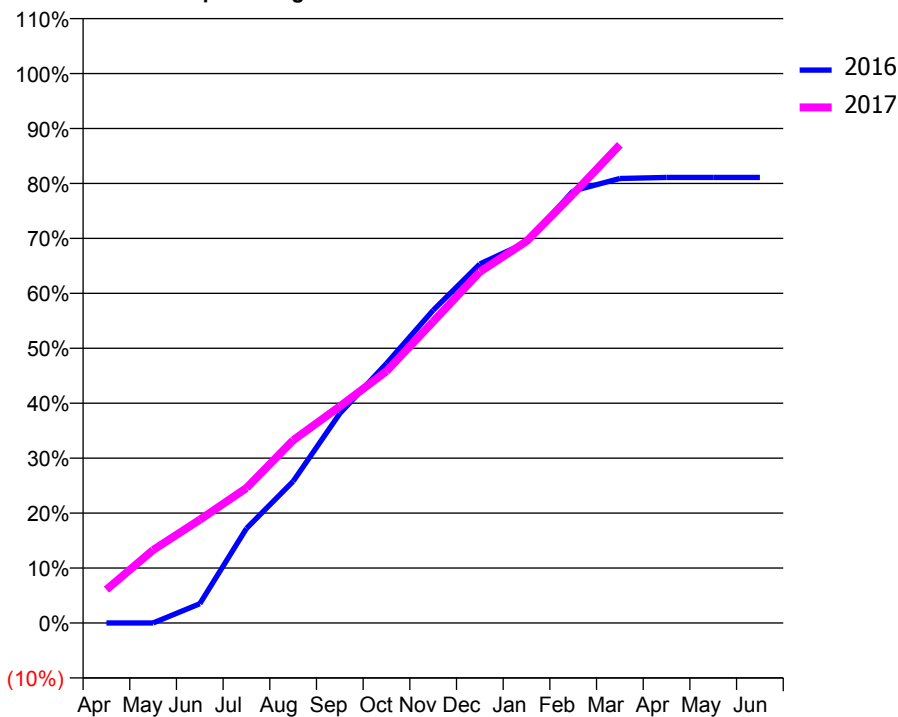
ACCESS*

Patients seen in 24 months	Total	Change since previous quarter
Quarter ending March 2016	3,137	
Quarter ending June 2016	3,655	↑
Quarter ending September 2016	4,224	↑
Quarter ending December 2016	4,874	↑
Quarter ending March 2017	5,366	↑
Variance since March 2016	71.1%	↑



ACTIVITY

Cumulative percentage of contracted UDA delivered 2016 & 2017



Month	Adjusted Scheduled Activity (UDA)	
	2016	2017
April	0	1,094
May	0	2,393
June	484	3,384
July	2,371	4,425
August	3,550	5,984
September	5,252	7,096
October	6,505	8,251
November	7,839	9,874
December	9,000	11,503
January	9,540	12,506
February	10,830	14,054
March	11,143	15,665
April	11,168	
May	11,168	
June	11,169	

QUALITY

	Quantity	Base Number	Contract	AT	Region	England
% of FP17s for the same patient ID Re-attending within 3 months - Children	141	2,020	7.0%	10.9%	12.0%	12.3%
% of FP17s for the same patient ID Re-attending within 3 months - Adults	718	5,271	13.6%	15.2%	16.0%	16.7%
% of FP17s for the same patient ID Re-attending between 3 & 9 months - Children	1,090	2,020	54.0%	61.3%	58.8%	57.6%
% of FP17s for the same patient ID Re-attending between 3 & 9 months - Adults	1,834	5,271	34.8%	54.8%	51.2%	50.1%
% of FP17s for Band 1 Urgent Courses	534	7,275	7.3%	7.0%	8.0%	9.1%
% of FP17s Relating to Free Repair or Replacements	3	7,275	0.0%	0.8%	0.8%	0.8%
% of FP17s Relating to Continuations	175	7,275	2.4%	1.6%	1.2%	1.2%
% of Patients satisfied with the dentistry they have received	6	6	N/A	92.3%	92.7%	92.8%
% of Patients satisfied with the time they had to wait for an appointment	3	6	N/A	88.0%	89.1%	88.7%

* This is based on patients treated on this contract for their most recent course of treatment. Figures in italics indicate the base number of FP17s or Patient Questionnaire responses are less than 100. N/A is shown where the base number of responses is less than 10 during the period. % is calculated as Quantity/Base number*100

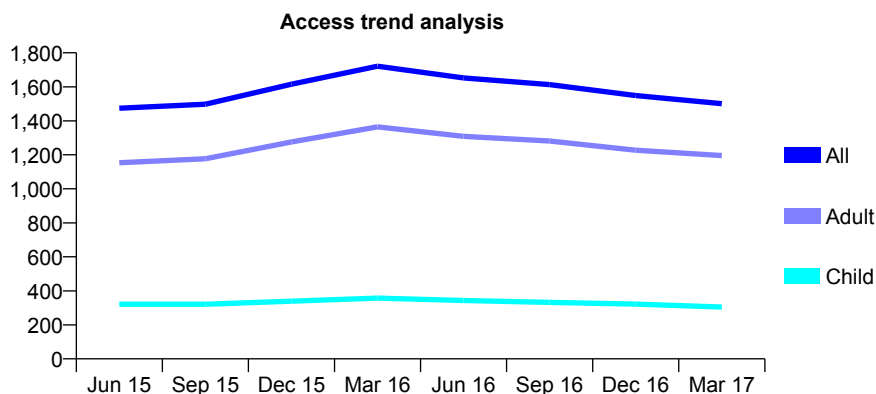
Q55 - Vital Signs At a Glance Contract Report for 142190/0001 - March 2017

Name or company name	Grange Dental Care
Contract type name	GDS Contract
Purpose of contract	General
Contract start date	01/06/2012
Contract end date	

16/17 Contracted general activity (UDA)	6,597
Carry forward general activity (UDA)	0
16/17 Contracted orthodontic activity (UOA)	0
Carry forward orthodontic activity (UOA)	0
Baseline contract value	£141,320.13

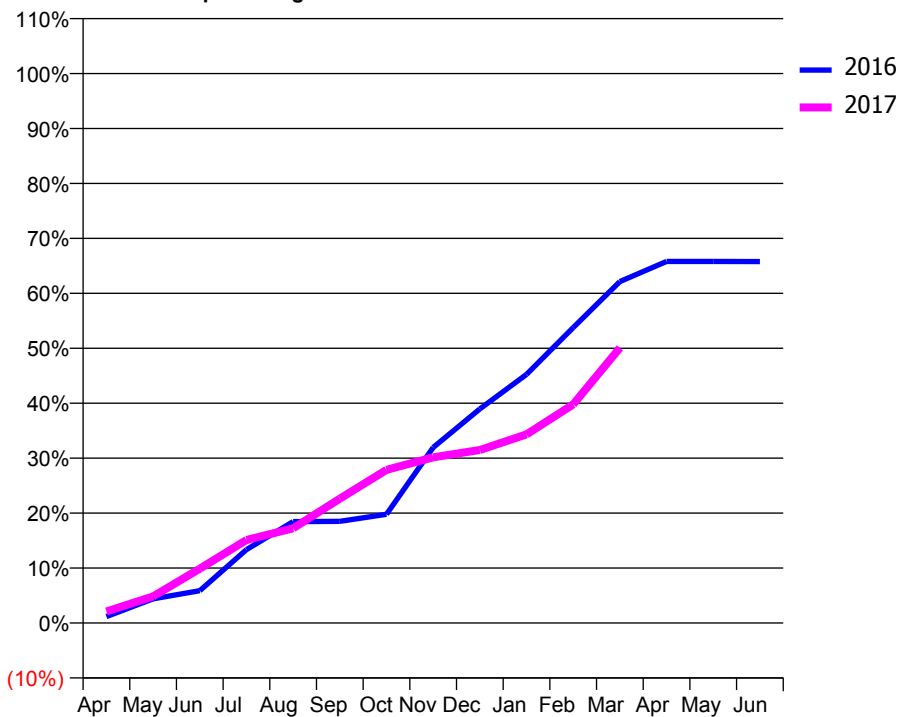
ACCESS*

Patients seen in 24 months	Total	Change since previous quarter
Quarter ending March 2016	1,721	
Quarter ending June 2016	1,652	↓
Quarter ending September 2016	1,613	↓
Quarter ending December 2016	1,549	↓
Quarter ending March 2017	1,501	↓
Variance since March 2016	(12.8%)	↓



ACTIVITY

Cumulative percentage of contracted UDA delivered 2016 & 2017



Adjusted Scheduled Activity (UDA)

Month	2016	2017
April	77	139
May	291	319
June	389	653
July	881	997
August	1,218	1,138
September	1,220	1,494
October	1,306	1,838
November	2,107	1,989
December	2,570	2,078
January	2,985	2,265
February	3,546	2,625
March	4,100	3,304
April	4,340	
May	4,340	
June	4,339	

QUALITY

	Quantity	Base Number	Contract	AT	Region	England
% of FP17s for the same patient ID Re-attending within 3 months - Children	26	392	6.6%	10.9%	12.0%	12.3%
% of FP17s for the same patient ID Re-attending within 3 months - Adults	235	1,362	17.3%	15.2%	16.0%	16.7%
% of FP17s for the same patient ID Re-attending between 3 & 9 months - Children	195	392	49.7%	61.3%	58.8%	57.6%
% of FP17s for the same patient ID Re-attending between 3 & 9 months - Adults	592	1,362	43.5%	54.8%	51.2%	50.1%
% of FP17s for Band 1 Urgent Courses	166	1,551	10.7%	7.0%	8.0%	9.1%
% of FP17s Relating to Free Repair or Replacements	7	1,551	0.5%	0.8%	0.8%	0.8%
% of FP17s Relating to Continuations	27	1,551	1.7%	1.6%	1.2%	1.2%
% of Patients satisfied with the dentistry they have received	1	1	N/A	92.3%	92.7%	92.8%
% of Patients satisfied with the time they had to wait for an appointment	1	1	N/A	88.0%	89.1%	88.7%

* This is based on patients treated on this contract for their most recent course of treatment. Figures in italics indicate the base number of FP17s or Patient Questionnaire responses are less than 100. N/A is shown where the base number of responses is less than 10 during the period. % is calculated as Quantity/Base number*100

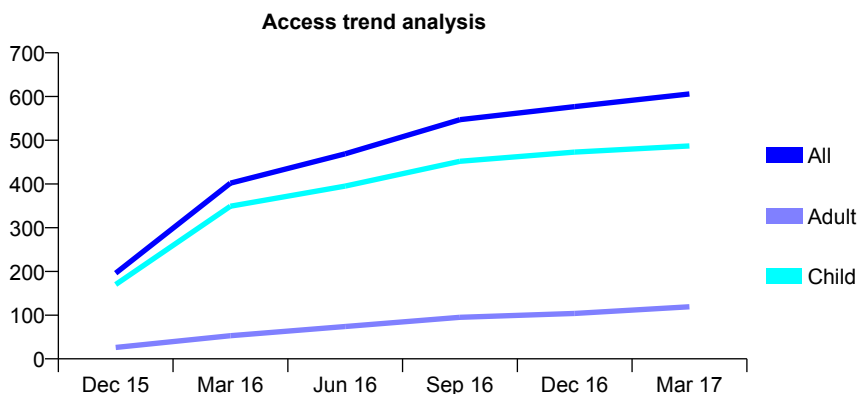
Q55 - Vital Signs At a Glance Contract Report for 142506/0001 - March 2017

Name or company name	Kedleston Dental Care
Contract type name	GDS Contract
Purpose of contract	General
Contract start date	10/07/2015
Contract end date	

16/17 Contracted general activity (UDA)	1,400
Carry forward general activity (UDA)	0
16/17 Contracted orthodontic activity (UOA)	0
Carry forward orthodontic activity (UOA)	0
Baseline contract value	£28,562.53

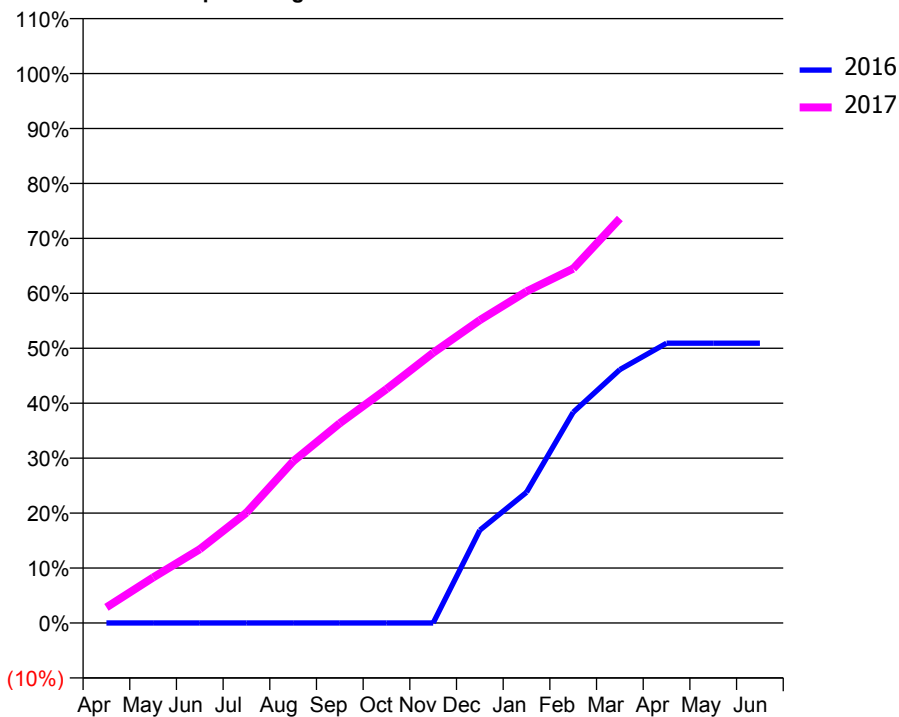
ACCESS*

Patients seen in 24 months	Total	Change since previous quarter
Quarter ending March 2016	402	
Quarter ending June 2016	469	↑
Quarter ending September 2016	547	↑
Quarter ending December 2016	577	↑
Quarter ending March 2017	606	↑
Variance since March 2016	50.7%	↑



ACTIVITY

Cumulative percentage of contracted UDA delivered 2016 & 2017



Month	Adjusted Scheduled Activity (UDA)	
	2016	2017
April	0	40
May	0	116
June	0	188
July	0	281
August	0	412
September	0	509
October	0	596
November	0	688
December	172	772
January	242	845
February	390	903
March	469	1,031
April	518	
May	518	
June	518	

QUALITY

	Quantity	Base Number	Contract	AT	Region	England
% of FP17s for the same patient ID Re-attending within 3 months - Children	44	769	5.7%	10.9%	12.0%	12.3%
% of FP17s for the same patient ID Re-attending within 3 months - Adults	2	104	1.9%	15.2%	16.0%	16.7%
% of FP17s for the same patient ID Re-attending between 3 & 9 months - Children	458	769	59.6%	61.3%	58.8%	57.6%
% of FP17s for the same patient ID Re-attending between 3 & 9 months - Adults	55	104	52.9%	54.8%	51.2%	50.1%
% of FP17s for Band 1 Urgent Courses	8	833	1.0%	7.0%	8.0%	9.1%
% of FP17s Relating to Free Repair or Replacements	0	833	0.0%	0.8%	0.8%	0.8%
% of FP17s Relating to Continuations	0	833	0.0%	1.6%	1.2%	1.2%
% of Patients satisfied with the dentistry they have received	0	0	N/A	92.3%	92.7%	92.8%
% of Patients satisfied with the time they had to wait for an appointment	0	0	N/A	88.0%	89.1%	88.7%

* This is based on patients treated on this contract for their most recent course of treatment. Figures in italics indicate the base number of FP17s or Patient Questionnaire responses are less than 100. N/A is shown where the base number of responses is less than 10 during the period. % is calculated as Quantity/Base number*100

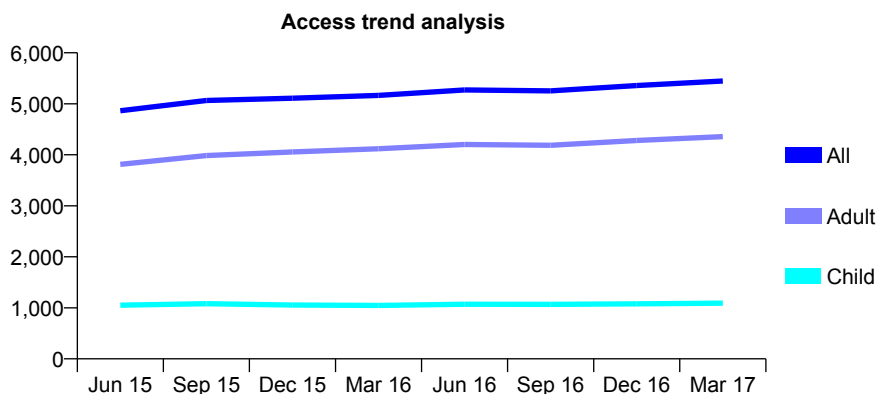
Q55 - Vital Signs At a Glance Contract Report for 143111/0001 - March 2017

Name or company name	Cadmus Dental Care Limited
Contract type name	GDS Contract
Purpose of contract	General
Contract start date	01/10/2013
Contract end date	

16/17 Contracted general activity (UDA)	17,677
Carry forward general activity (UDA)	342
16/17 Contracted orthodontic activity (UOA)	0
Carry forward orthodontic activity (UOA)	0
Baseline contract value	£410,577.78

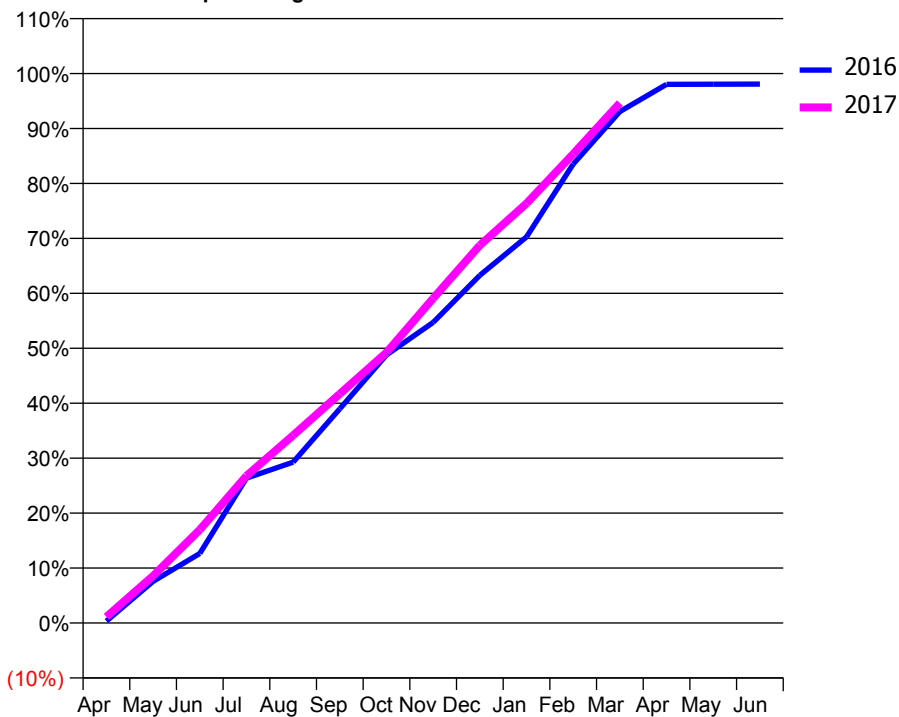
ACCESS*

Patients seen in 24 months	Total	Change since previous quarter
Quarter ending March 2016	5,164	
Quarter ending June 2016	5,272	↑
Quarter ending September 2016	5,253	→
Quarter ending December 2016	5,358	→
Quarter ending March 2017	5,448	→
Variance since March 2016	5.5%	↑



ACTIVITY

Cumulative percentage of contracted UDA delivered 2016 & 2017



Month	Adjusted Scheduled Activity (UDA)	
	2016	2017
April	61	198
May	1,340	1,518
June	2,237	3,001
July	4,660	4,732
August	5,175	6,037
September	6,891	7,374
October	8,624	8,701
November	9,673	10,443
December	11,187	12,149
January	12,420	13,497
February	14,765	15,089
March	16,452	16,726
April	17,328	
May	17,334	
June	17,335	

QUALITY

	Quantity	Base Number	Contract	AT	Region	England
% of FP17s for the same patient ID Re-attending within 3 months - Children	104	1,390	7.5%	10.9%	12.0%	12.3%
% of FP17s for the same patient ID Re-attending within 3 months - Adults	994	5,538	17.9%	15.2%	16.0%	16.7%
% of FP17s for the same patient ID Re-attending between 3 & 9 months - Children	627	1,390	45.1%	61.3%	58.8%	57.6%
% of FP17s for the same patient ID Re-attending between 3 & 9 months - Adults	2,369	5,538	42.8%	54.8%	51.2%	50.1%
% of FP17s for Band 1 Urgent Courses	393	6,644	5.9%	7.0%	8.0%	9.1%
% of FP17s Relating to Free Repair or Replacements	63	6,644	0.9%	0.8%	0.8%	0.8%
% of FP17s Relating to Continuations	74	6,644	1.1%	1.6%	1.2%	1.2%
% of Patients satisfied with the dentistry they have received	12	12	100.0%	92.3%	92.7%	92.8%
% of Patients satisfied with the time they had to wait for an appointment	11	12	91.7%	88.0%	89.1%	88.7%

* This is based on patients treated on this contract for their most recent course of treatment. Figures in italics indicate the base number of FP17s or Patient Questionnaire responses are less than 100. N/A is shown where the base number of responses is less than 10 during the period. % is calculated as Quantity/Base number*100

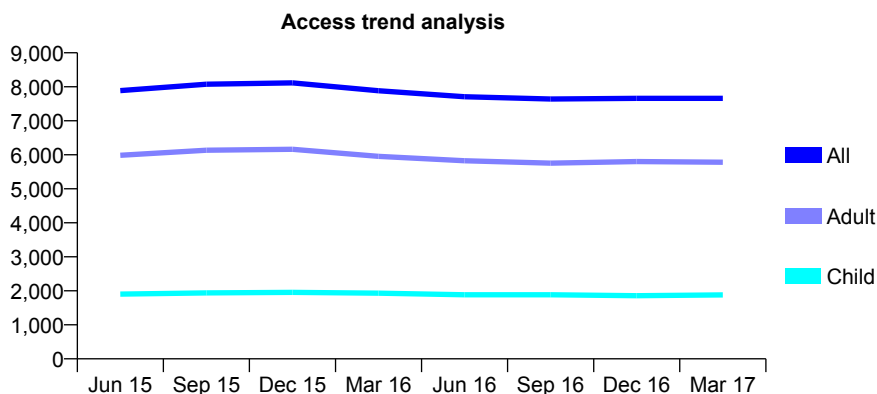
Q55 - Vital Signs At a Glance Contract Report for 143111/0002 - March 2017

Name or company name	Cadmus Dental Care Limited
Contract type name	GDS Contract
Purpose of contract	General
Contract start date	01/10/2013
Contract end date	

16/17 Contracted general activity (UDA)	28,084
Carry forward general activity (UDA)	737
16/17 Contracted orthodontic activity (UOA)	0
Carry forward orthodontic activity (UOA)	0
Baseline contract value	£624,797.87

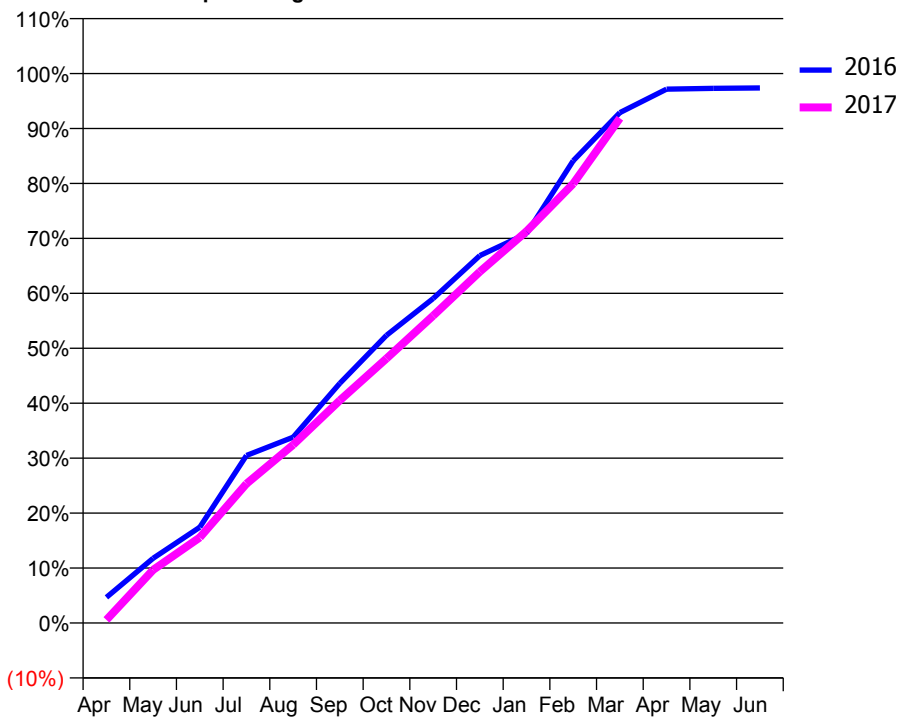
ACCESS*

Patients seen in 24 months	Total	Change since previous quarter
Quarter ending March 2016	7,886	
Quarter ending June 2016	7,707	↓
Quarter ending September 2016	7,640	→
Quarter ending December 2016	7,659	→
Quarter ending March 2017	7,662	→
Variance since March 2016	(2.8%)	↓



ACTIVITY

Cumulative percentage of contracted UDA delivered 2016 & 2017



Month	Adjusted Scheduled Activity (UDA)	
	2016	2017
April	1,312	158
May	3,312	2,716
June	4,895	4,371
July	8,562	7,116
August	9,497	9,111
September	12,252	11,378
October	14,703	13,517
November	16,588	15,705
December	18,781	17,958
January	19,898	20,021
February	23,624	22,452
March	26,086	25,798
April	27,284	
May	27,327	
June	27,347	

QUALITY

	Quantity	Base Number	Contract	AT	Region	England
% of FP17s for the same patient ID Re-attending within 3 months - Children	247	2,996	8.2%	10.9%	12.0%	12.3%
% of FP17s for the same patient ID Re-attending within 3 months - Adults	1,125	8,682	13.0%	15.2%	16.0%	16.7%
% of FP17s for the same patient ID Re-attending between 3 & 9 months - Children	1,917	2,996	64.0%	61.3%	58.8%	57.6%
% of FP17s for the same patient ID Re-attending between 3 & 9 months - Adults	5,504	8,682	63.4%	54.8%	51.2%	50.1%
% of FP17s for Band 1 Urgent Courses	513	11,181	4.6%	7.0%	8.0%	9.1%
% of FP17s Relating to Free Repair or Replacements	76	11,181	0.7%	0.8%	0.8%	0.8%
% of FP17s Relating to Continuations	104	11,181	0.9%	1.6%	1.2%	1.2%
% of Patients satisfied with the dentistry they have received	26	32	81.3%	92.3%	92.7%	92.8%
% of Patients satisfied with the time they had to wait for an appointment	32	32	100.0%	88.0%	89.1%	88.7%

* This is based on patients treated on this contract for their most recent course of treatment. Figures in italics indicate the base number of FP17s or Patient Questionnaire responses are less than 100. N/A is shown where the base number of responses is less than 10 during the period. % is calculated as Quantity/Base number*100

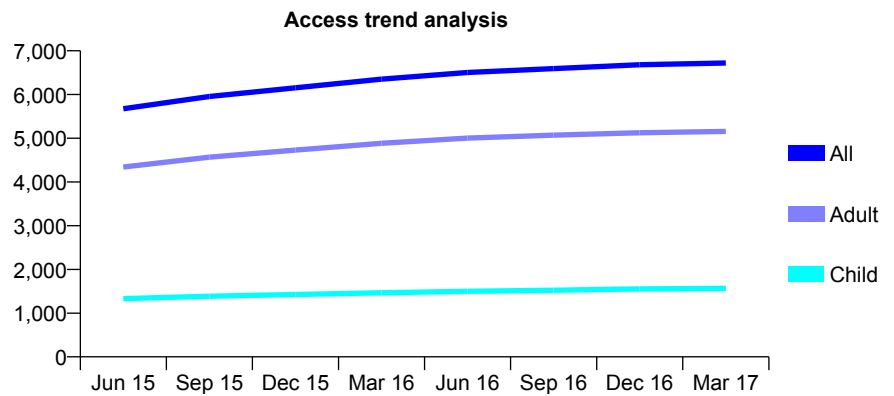
Q55 - Vital Signs At a Glance Contract Report for 146900/0001 - March 2017

Name or company name	Glenn Thelwell & Associates Dental Care L
Contract type name	GDS Contract
Purpose of contract	General
Contract start date	01/05/2014
Contract end date	

16/17 Contracted general activity (UDA)	21,370
Carry forward general activity (UDA)	-211
16/17 Contracted orthodontic activity (UOA)	0
Carry forward orthodontic activity (UOA)	0
Baseline contract value	£613,773.27

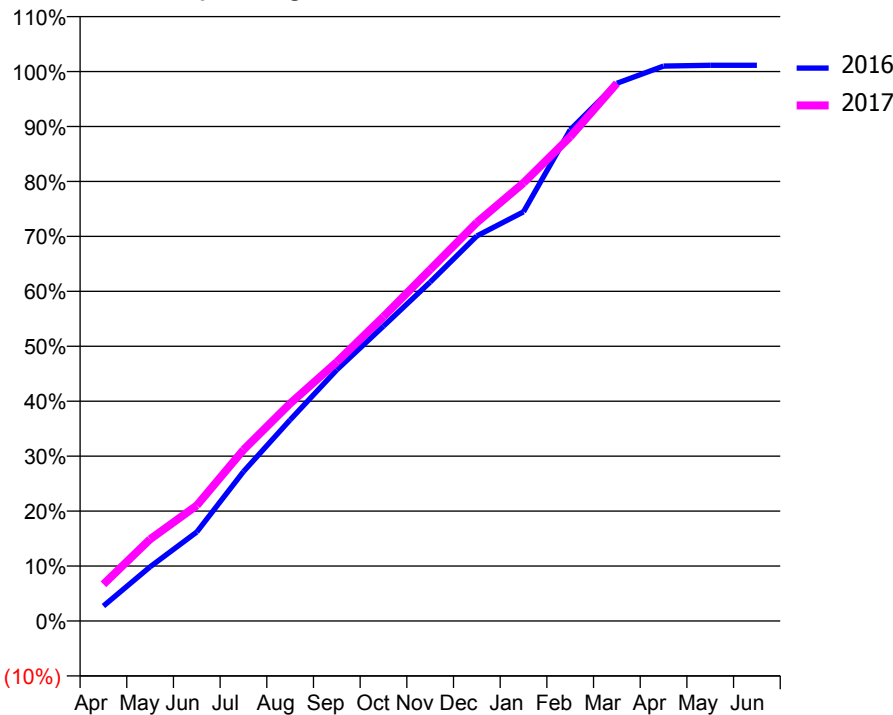
ACCESS*

Patients seen in 24 months	Total	Change since previous quarter
Quarter ending March 2016	6,351	
Quarter ending June 2016	6,505	↑
Quarter ending September 2016	6,594	→
Quarter ending December 2016	6,680	→
Quarter ending March 2017	6,721	→
Variance since March 2016	5.8%	↑



ACTIVITY

Cumulative percentage of contracted UDA delivered 2016 & 2017



Month	Adjusted Scheduled Activity (UDA)	
	2016	2017
April	586	1,427
May	2,108	3,180
June	3,462	4,493
July	5,811	6,658
August	7,821	8,460
September	9,767	10,073
October	11,469	11,834
November	13,179	13,666
December	14,974	15,500
January	15,913	17,038
February	19,105	18,833
March	20,911	20,914
April	21,582	
May	21,610	
June	21,610	

QUALITY

	Quantity	Base Number	Contract	AT	Region	England
% of FP17s for the same patient ID Re-attending within 3 months - Children	143	2,532	5.6%	10.9%	12.0%	12.3%
% of FP17s for the same patient ID Re-attending within 3 months - Adults	1,132	8,627	13.1%	15.2%	16.0%	16.7%
% of FP17s for the same patient ID Re-attending between 3 & 9 months - Children	1,686	2,532	66.6%	61.3%	58.8%	57.6%
% of FP17s for the same patient ID Re-attending between 3 & 9 months - Adults	5,972	8,627	69.2%	54.8%	51.2%	50.1%
% of FP17s for Band 1 Urgent Courses	112	10,824	1.0%	7.0%	8.0%	9.1%
% of FP17s Relating to Free Repair or Replacements	128	10,824	1.2%	0.8%	0.8%	0.8%
% of FP17s Relating to Continuations	360	10,824	3.3%	1.6%	1.2%	1.2%
% of Patients satisfied with the dentistry they have received	11	11	100.0%	92.3%	92.7%	92.8%
% of Patients satisfied with the time they had to wait for an appointment	10	11	90.9%	88.0%	89.1%	88.7%

* This is based on patients treated on this contract for their most recent course of treatment. Figures in italics indicate the base number of FP17s or Patient Questionnaire responses are less than 100. N/A is shown where the base number of responses is less than 10 during the period. % is calculated as Quantity/Base number*100

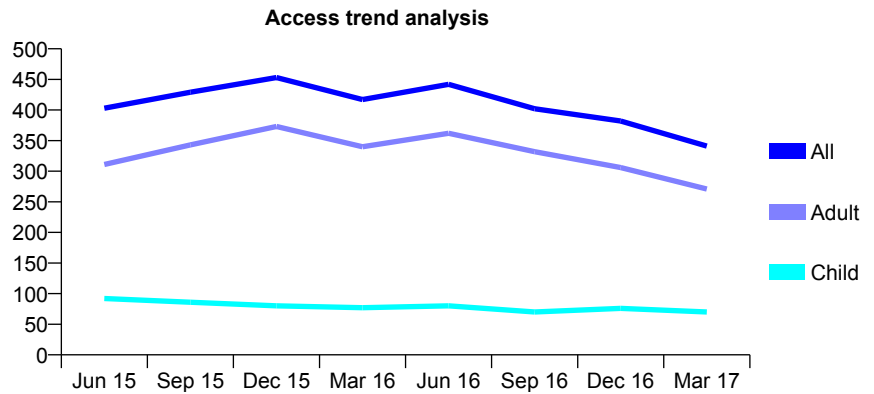
Q55 - Vital Signs At a Glance Contract Report for 147354/0001 - March 2017

Name or company name	The Oxford Street Dental Practice
Contract type name	GDS Contract
Purpose of contract	General
Contract start date	29/07/2010
Contract end date	

16/17 Contracted general activity (UDA)	900
Carry forward general activity (UDA)	-18
16/17 Contracted orthodontic activity (UOA)	0
Carry forward orthodontic activity (UOA)	0
Baseline contract value	£26,026.84

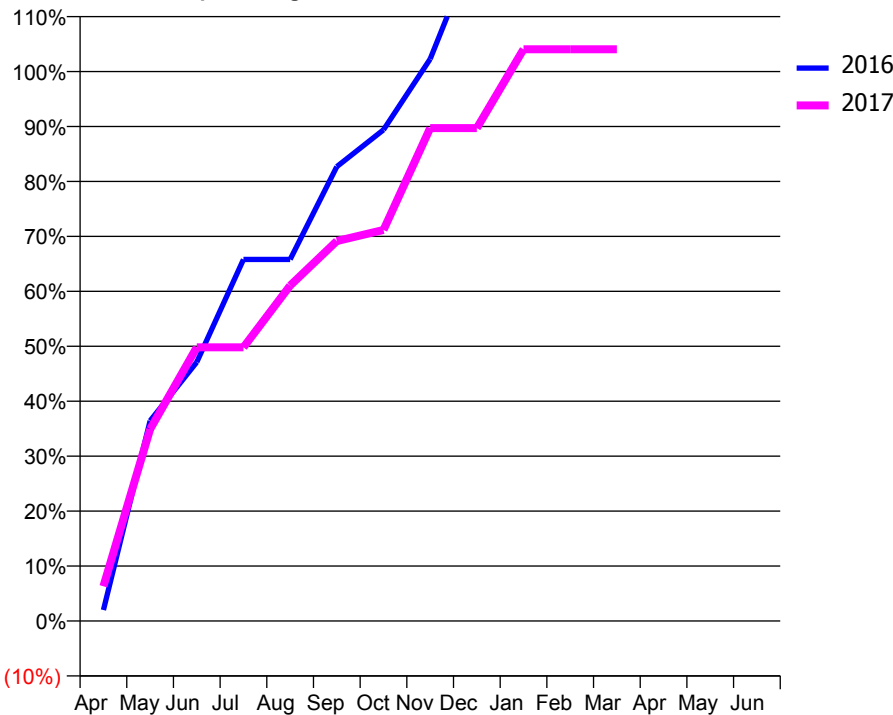
ACCESS*

Patients seen in 24 months	Total	Change since previous quarter
Quarter ending March 2016	417	
Quarter ending June 2016	442	↑
Quarter ending September 2016	402	↓
Quarter ending December 2016	382	↓
Quarter ending March 2017	341	↓
Variance since March 2016	(18.2%)	↓



ACTIVITY

Cumulative percentage of contracted UDA delivered 2016 & 2017



Month	Adjusted Scheduled Activity (UDA)	
	2016	2017
April	18	57
May	328	314
June	424	448
July	592	448
August	592	549
September	744	622
October	804	640
November	920	807
December	1,110	807
January	1,117	936
February	1,117	936
March	1,117	936
April	1,130	
May	1,131	
June	1,143	

QUALITY

	Quantity	Base Number	Contract	AT	Region	England
% of FP17s for the same patient ID Re-attending within 3 months - Children	4	87	4.6%	10.9%	12.0%	12.3%
% of FP17s for the same patient ID Re-attending within 3 months - Adults	33	262	12.6%	15.2%	16.0%	16.7%
% of FP17s for the same patient ID Re-attending between 3 & 9 months - Children	38	87	43.7%	61.3%	58.8%	57.6%
% of FP17s for the same patient ID Re-attending between 3 & 9 months - Adults	105	262	40.1%	54.8%	51.2%	50.1%
% of FP17s for Band 1 Urgent Courses	2	339	0.6%	7.0%	8.0%	9.1%
% of FP17s Relating to Free Repair or Replacements	0	339	0.0%	0.8%	0.8%	0.8%
% of FP17s Relating to Continuations	8	339	2.4%	1.6%	1.2%	1.2%
% of Patients satisfied with the dentistry they have received	1	1	N/A	92.3%	92.7%	92.8%
% of Patients satisfied with the time they had to wait for an appointment	1	1	N/A	88.0%	89.1%	88.7%

* This is based on patients treated on this contract for their most recent course of treatment. Figures in italics indicate the base number of FP17s or Patient Questionnaire responses are less than 100. N/A is shown where the base number of responses is less than 10 during the period. % is calculated as Quantity/Base number*100

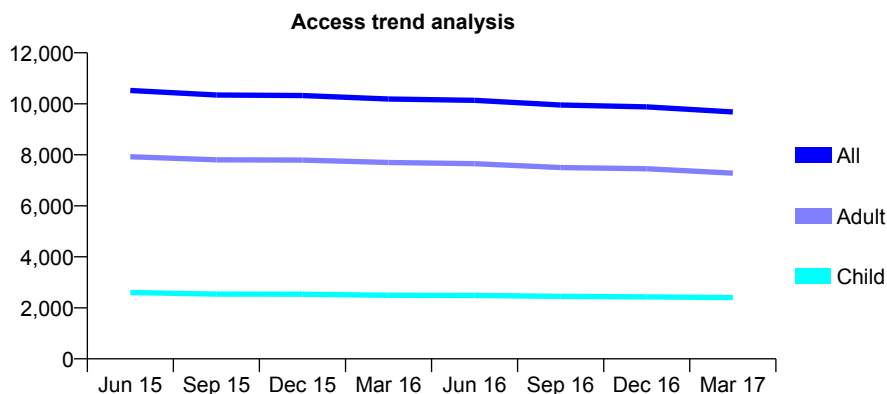
Q55 - Vital Signs At a Glance Contract Report for 148369/0001 - March 2017

Name or company name	KH & GW Ltd
Contract type name	GDS Contract
Purpose of contract	General
Contract start date	01/04/2008
Contract end date	

16/17 Contracted general activity (UDA)	30,382
Carry forward general activity (UDA)	0
16/17 Contracted orthodontic activity (UOA)	0
Carry forward orthodontic activity (UOA)	0
Baseline contract value	£1,027,207.05

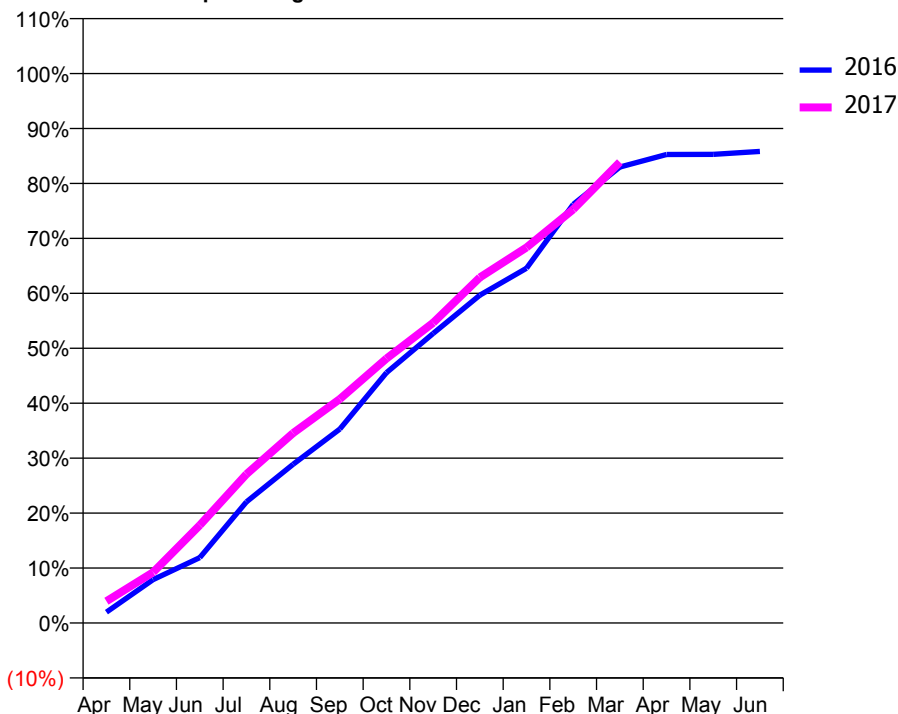
ACCESS*

Patients seen in 24 months	Total	Change since previous quarter
Quarter ending March 2016	10,187	
Quarter ending June 2016	10,138	→
Quarter ending September 2016	9,953	↓
Quarter ending December 2016	9,882	→
Quarter ending March 2017	9,679	↓
Variance since March 2016	(5.0%)	↓



ACTIVITY

Cumulative percentage of contracted UDA delivered 2016 & 2017



Month	Adjusted Scheduled Activity (UDA)	
	2016	2017
April	604	1,202
May	2,396	2,808
June	3,616	5,408
July	6,701	8,232
August	8,778	10,501
September	10,724	12,380
October	13,842	14,623
November	16,007	16,603
December	18,126	19,104
January	19,612	20,765
February	23,146	22,866
March	25,211	25,486
April	25,907	
May	25,910	
June	26,070	

QUALITY

	Quantity	Base Number	Contract	AT	Region	England
% of FP17s for the same patient ID Re-attending within 3 months - Children	128	3,347	3.8%	10.9%	12.0%	12.3%
% of FP17s for the same patient ID Re-attending within 3 months - Adults	820	9,346	8.8%	15.2%	16.0%	16.7%
% of FP17s for the same patient ID Re-attending between 3 & 9 months - Children	1,833	3,347	54.8%	61.3%	58.8%	57.6%
% of FP17s for the same patient ID Re-attending between 3 & 9 months - Adults	4,997	9,346	53.5%	54.8%	51.2%	50.1%
% of FP17s for Band 1 Urgent Courses	193	12,180	1.6%	7.0%	8.0%	9.1%
% of FP17s Relating to Free Repair or Replacements	66	12,180	0.5%	0.8%	0.8%	0.8%
% of FP17s Relating to Continuations	196	12,180	1.6%	1.6%	1.2%	1.2%
% of Patients satisfied with the dentistry they have received	15	15	100.0%	92.3%	92.7%	92.8%
% of Patients satisfied with the time they had to wait for an appointment	7	15	46.7%	88.0%	89.1%	88.7%

* This is based on patients treated on this contract for their most recent course of treatment. Figures in italics indicate the base number of FP17s or Patient Questionnaire responses are less than 100. N/A is shown where the base number of responses is less than 10 during the period. % is calculated as Quantity/Base number*100

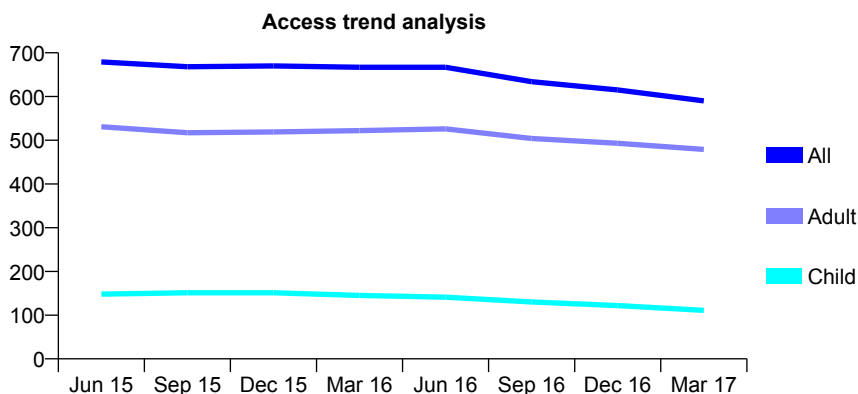
Q55 - Vital Signs At a Glance Contract Report for 151378/0001 - March 2017

Name or company name	Bulwell Dental Practice
Contract type name	GDS Contract
Purpose of contract	General
Contract start date	03/11/2008
Contract end date	

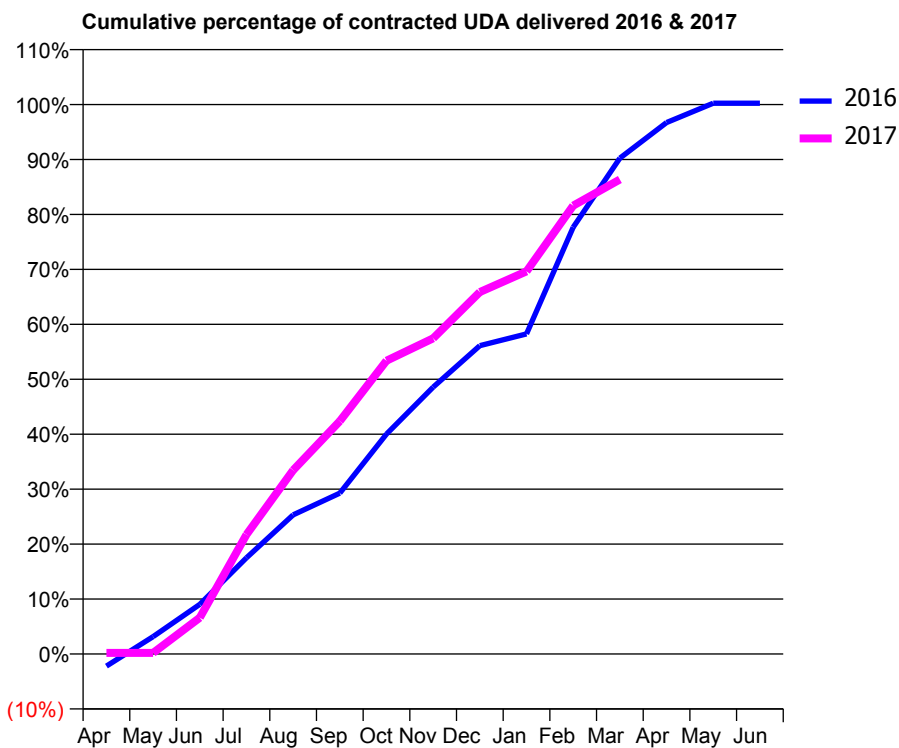
16/17 Contracted general activity (UDA)	2,345
Carry forward general activity (UDA)	-5
16/17 Contracted orthodontic activity (UOA)	0
Carry forward orthodontic activity (UOA)	0
Baseline contract value	£53,954.96

ACCESS*

Patients seen in 24 months	Total	Change since previous quarter
Quarter ending March 2016	667	
Quarter ending June 2016	667	→
Quarter ending September 2016	634	↓
Quarter ending December 2016	615	↓
Quarter ending March 2017	590	↓
Variance since March 2016	(11.5%)	↓



ACTIVITY



Month	Adjusted Scheduled Activity (UDA)	
	2016	2017
April	-52	5
May	74	5
June	212	155
July	411	510
August	594	785
September	687	994
October	939	1,251
November	1,139	1,347
December	1,316	1,545
January	1,366	1,633
February	1,821	1,913
March	2,116	2,025
April	2,268	
May	2,350	
June	2,350	

QUALITY

	Quantity	Base Number	Contract	AT	Region	England
% of FP17s for the same patient ID Re-attending within 3 months - Children	11	123	8.9%	10.9%	12.0%	12.3%
% of FP17s for the same patient ID Re-attending within 3 months - Adults	66	580	11.4%	15.2%	16.0%	16.7%
% of FP17s for the same patient ID Re-attending between 3 & 9 months - Children	64	123	52.0%	61.3%	58.8%	57.6%
% of FP17s for the same patient ID Re-attending between 3 & 9 months - Adults	279	580	48.1%	54.8%	51.2%	50.1%
% of FP17s for Band 1 Urgent Courses	57	626	9.1%	7.0%	8.0%	9.1%
% of FP17s Relating to Free Repair or Replacements	4	626	0.6%	0.8%	0.8%	0.8%
% of FP17s Relating to Continuations	2	626	0.3%	1.6%	1.2%	1.2%
% of Patients satisfied with the dentistry they have received	1	1	N/A	92.3%	92.7%	92.8%
% of Patients satisfied with the time they had to wait for an appointment	1	1	N/A	88.0%	89.1%	88.7%

* This is based on patients treated on this contract for their most recent course of treatment. Figures in italics indicate the base number of FP17s or Patient Questionnaire responses are less than 100. N/A is shown where the base number of responses is less than 10 during the period. % is calculated as Quantity/Base number*100

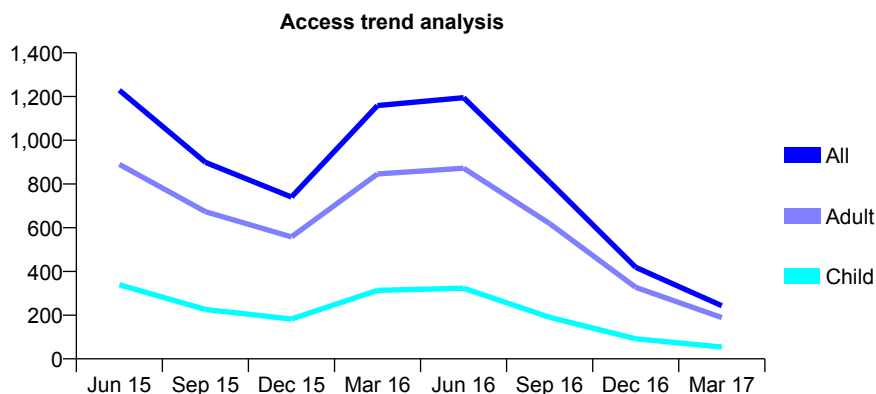
Q55 - Vital Signs At a Glance Contract Report for 153907/0001 - March 2017

Name or company name	Carlton Dental Care Limited
Contract type name	GDS Contract
Purpose of contract	General
Contract start date	06/04/2013
Contract end date	30/06/2016

16/17 Contracted general activity (UDA)	1,000
Carry forward general activity (UDA)	0
16/17 Contracted orthodontic activity (UOA)	0
Carry forward orthodontic activity (UOA)	0
Baseline contract value	£27,738.15

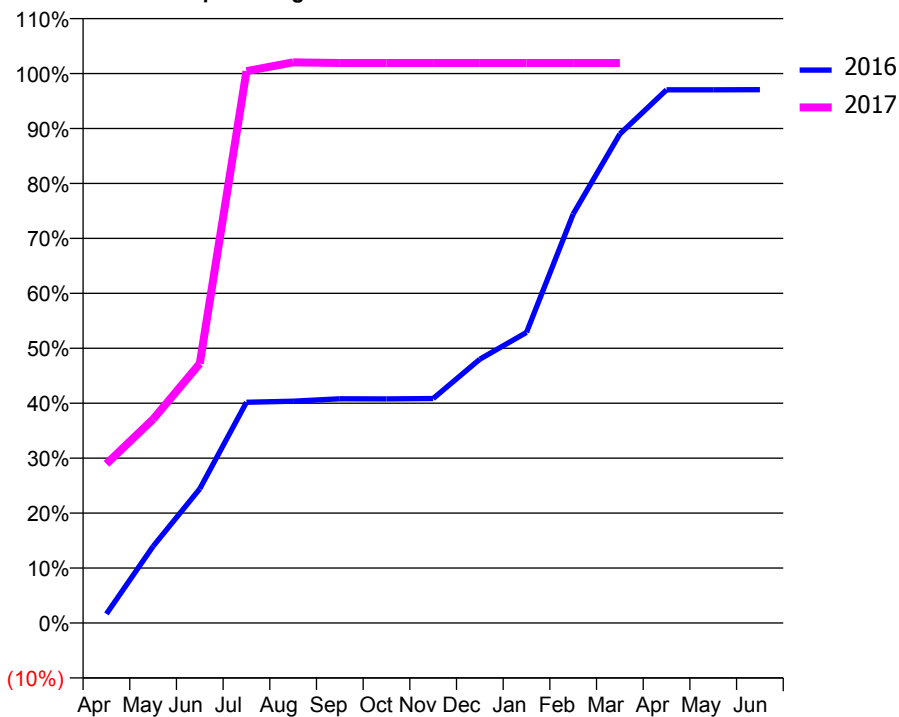
ACCESS*

Patients seen in 24 months	Total	Change since previous quarter
Quarter ending March 2016	1,159	
Quarter ending June 2016	1,195	↑
Quarter ending September 2016	809	↓
Quarter ending December 2016	419	↓
Quarter ending March 2017	243	↓
Variance since March 2016	(79.0%)	↓



ACTIVITY

Cumulative percentage of contracted UDA delivered 2016 & 2017



Adjusted Scheduled Activity (UDA)

Month	2016	2017
April	66	290
May	559	371
June	977	472
July	1,607	1,004
August	1,615	1,020
September	1,632	1,019
October	1,631	1,019
November	1,634	1,019
December	1,921	1,019
January	2,116	1,019
February	2,978	1,019
March	3,560	1,019
April	3,883	
May	3,883	
June	3,884	

QUALITY

	Quantity	Base Number	Contract	AT	Region	England
% of FP17s for the same patient ID Re-attending within 3 months - Children	15	140	10.7%	10.9%	12.0%	12.3%
% of FP17s for the same patient ID Re-attending within 3 months - Adults	64	409	15.6%	15.2%	16.0%	16.7%
% of FP17s for the same patient ID Re-attending between 3 & 9 months - Children	32	140	22.9%	61.3%	58.8%	57.6%
% of FP17s for the same patient ID Re-attending between 3 & 9 months - Adults	76	409	18.6%	54.8%	51.2%	50.1%
% of FP17s for Band 1 Urgent Courses	11	436	2.5%	7.0%	8.0%	9.1%
% of FP17s Relating to Free Repair or Replacements	19	436	4.4%	0.8%	0.8%	0.8%
% of FP17s Relating to Continuations	8	436	1.8%	1.6%	1.2%	1.2%
% of Patients satisfied with the dentistry they have received	0	0	N/A	92.3%	92.7%	92.8%
% of Patients satisfied with the time they had to wait for an appointment	0	0	N/A	88.0%	89.1%	88.7%

* This is based on patients treated on this contract for their most recent course of treatment. Figures in italics indicate the base number of FP17s or Patient Questionnaire responses are less than 100. N/A is shown where the base number of responses is less than 10 during the period. % is calculated as Quantity/Base number*100

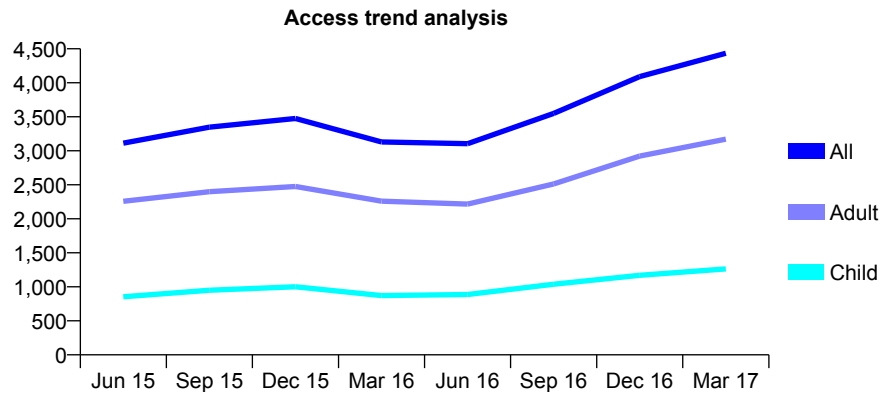
Q55 - Vital Signs At a Glance Contract Report for 153907/0002 - March 2017

Name or company name	Carlton Dental Care Limited
Contract type name	GDS Contract
Purpose of contract	General
Contract start date	06/04/2013
Contract end date	

16/17 Contracted general activity (UDA)	16,441
Carry forward general activity (UDA)	0
16/17 Contracted orthodontic activity (UOA)	0
Carry forward orthodontic activity (UOA)	0
Baseline contract value	£438,553.98

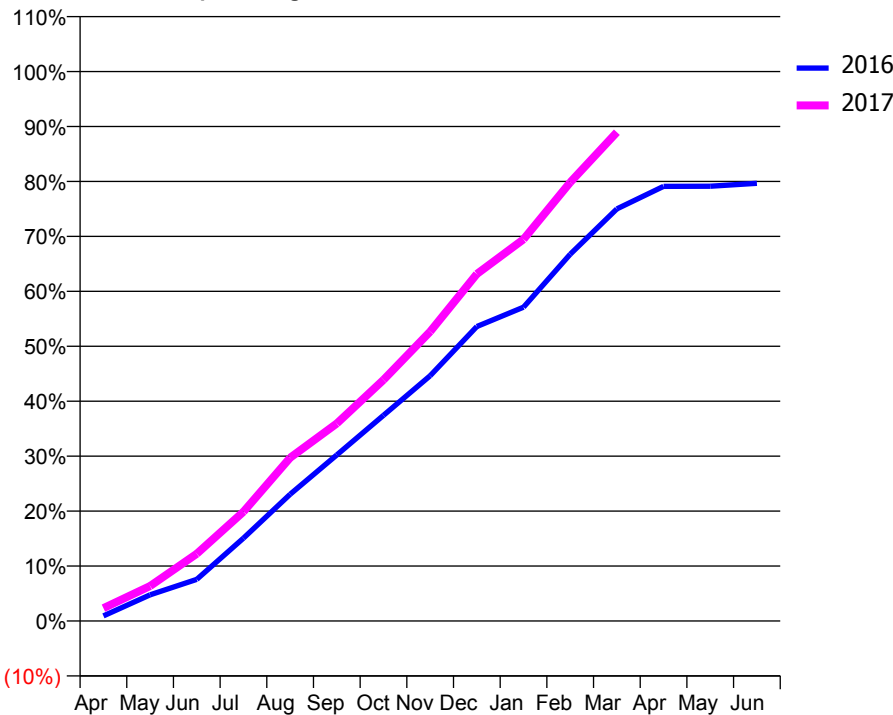
ACCESS*

Patients seen in 24 months	Total	Change since previous quarter
Quarter ending March 2016	3,131	
Quarter ending June 2016	3,104	→
Quarter ending September 2016	3,550	↑
Quarter ending December 2016	4,091	↑
Quarter ending March 2017	4,435	↑
Variance since March 2016	41.6%	↑



ACTIVITY

Cumulative percentage of contracted UDA delivered 2016 & 2017



Month	Adjusted Scheduled Activity (UDA)	
	2016	2017
April	127	383
May	642	1,048
June	1,019	2,012
July	2,027	3,269
August	3,099	4,884
September	4,063	5,910
October	5,029	7,216
November	5,998	8,660
December	7,203	10,383
January	7,677	11,420
February	8,970	13,123
March	10,079	14,622
April	10,630	
May	10,634	
June	10,705	

QUALITY

	Quantity	Base Number	Contract	AT	Region	England
% of FP17s for the same patient ID Re-attending within 3 months - Children	288	2,033	14.2%	10.9%	12.0%	12.3%
% of FP17s for the same patient ID Re-attending within 3 months - Adults	752	4,537	16.6%	15.2%	16.0%	16.7%
% of FP17s for the same patient ID Re-attending between 3 & 9 months - Children	894	2,033	44.0%	61.3%	58.8%	57.6%
% of FP17s for the same patient ID Re-attending between 3 & 9 months - Adults	1,847	4,537	40.7%	54.8%	51.2%	50.1%
% of FP17s for Band 1 Urgent Courses	357	6,300	5.7%	7.0%	8.0%	9.1%
% of FP17s Relating to Free Repair or Replacements	97	6,300	1.5%	0.8%	0.8%	0.8%
% of FP17s Relating to Continuations	56	6,300	0.9%	1.6%	1.2%	1.2%
% of Patients satisfied with the dentistry they have received	5	6	N/A	92.3%	92.7%	92.8%
% of Patients satisfied with the time they had to wait for an appointment	6	6	N/A	88.0%	89.1%	88.7%

* This is based on patients treated on this contract for their most recent course of treatment. Figures in italics indicate the base number of FP17s or Patient Questionnaire responses are less than 100. N/A is shown where the base number of responses is less than 10 during the period. % is calculated as Quantity/Base number*100

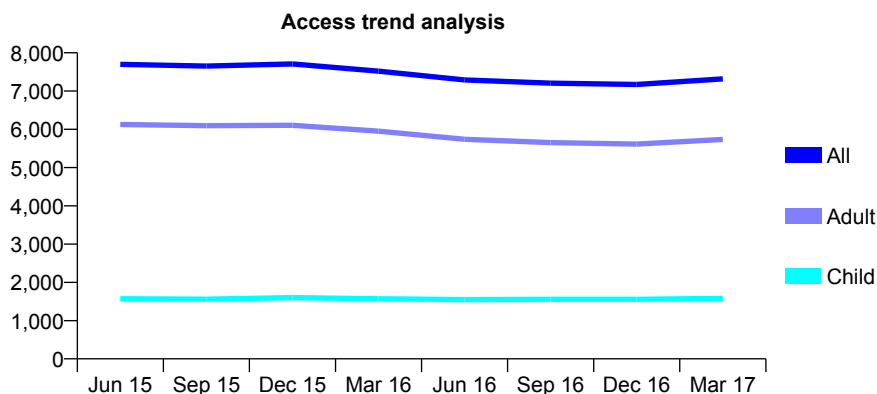
Q55 - Vital Signs At a Glance Contract Report for 154288/0001 - March 2017

Name or company name	D AND L JORDAN LIMITED
Contract type name	GDS Contract
Purpose of contract	General
Contract start date	01/04/2013
Contract end date	

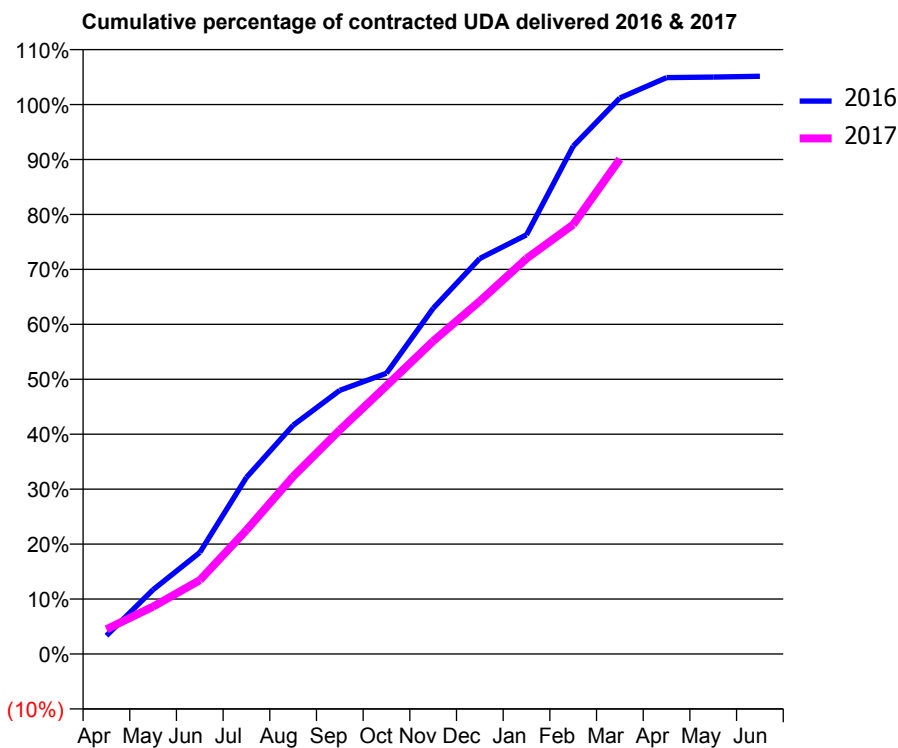
16/17 Contracted general activity (UDA)	19,075
Carry forward general activity (UDA)	-381
16/17 Contracted orthodontic activity (UOA)	0
Carry forward orthodontic activity (UOA)	0
Baseline contract value	£513,191.08

ACCESS*

Patients seen in 24 months	Total	Change since previous quarter
Quarter ending March 2016	7,521	
Quarter ending June 2016	7,291	↓
Quarter ending September 2016	7,207	↓
Quarter ending December 2016	7,171	→
Quarter ending March 2017	7,319	↑
Variance since March 2016	(2.7%)	↓



ACTIVITY



Month	Adjusted Scheduled Activity (UDA)	
	2016	2017
April	636	859
May	2,232	1,645
June	3,524	2,561
July	6,133	4,303
August	7,942	6,165
September	9,153	7,779
October	9,747	9,312
November	12,002	10,860
December	13,734	12,250
January	14,550	13,728
February	17,628	14,907
March	19,301	17,181
April	20,010	
May	20,025	
June	20,057	

QUALITY

	Quantity	Base Number	Contract	AT	Region	England
% of FP17s for the same patient ID Re-attending within 3 months - Children	112	2,101	5.3%	10.9%	12.0%	12.3%
% of FP17s for the same patient ID Re-attending within 3 months - Adults	889	8,037	11.1%	15.2%	16.0%	16.7%
% of FP17s for the same patient ID Re-attending between 3 & 9 months - Children	1,170	2,101	55.7%	61.3%	58.8%	57.6%
% of FP17s for the same patient ID Re-attending between 3 & 9 months - Adults	5,027	8,037	62.5%	54.8%	51.2%	50.1%
% of FP17s for Band 1 Urgent Courses	553	9,263	6.0%	7.0%	8.0%	9.1%
% of FP17s Relating to Free Repair or Replacements	59	9,263	0.6%	0.8%	0.8%	0.8%
% of FP17s Relating to Continuations	124	9,263	1.3%	1.6%	1.2%	1.2%
% of Patients satisfied with the dentistry they have received	5	5	N/A	92.3%	92.7%	92.8%
% of Patients satisfied with the time they had to wait for an appointment	5	5	N/A	88.0%	89.1%	88.7%

* This is based on patients treated on this contract for their most recent course of treatment. Figures in italics indicate the base number of FP17s or Patient Questionnaire responses are less than 100. N/A is shown where the base number of responses is less than 10 during the period. % is calculated as Quantity/Base number*100

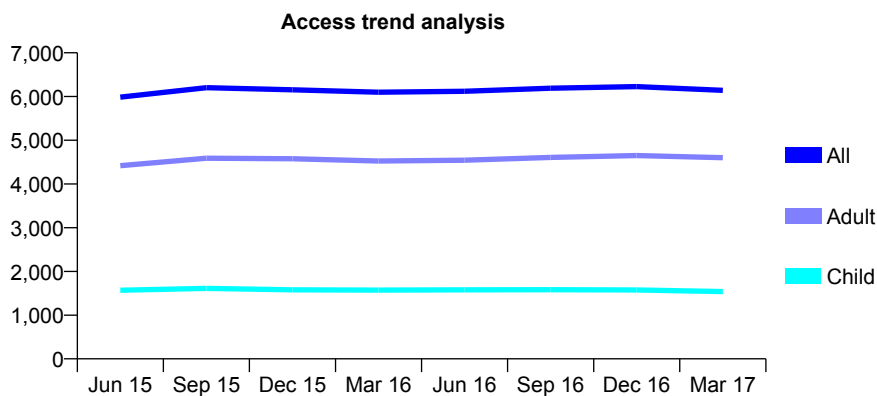
Q55 - Vital Signs At a Glance Contract Report for 154393/0001 - March 2017

Name or company name	Oswald House Dental Practice
Contract type name	GDS Contract
Purpose of contract	General
Contract start date	01/10/2013
Contract end date	

16/17 Contracted general activity (UDA)	17,000
Carry forward general activity (UDA)	-11
16/17 Contracted orthodontic activity (UOA)	0
Carry forward orthodontic activity (UOA)	0
Baseline contract value	£358,865.74

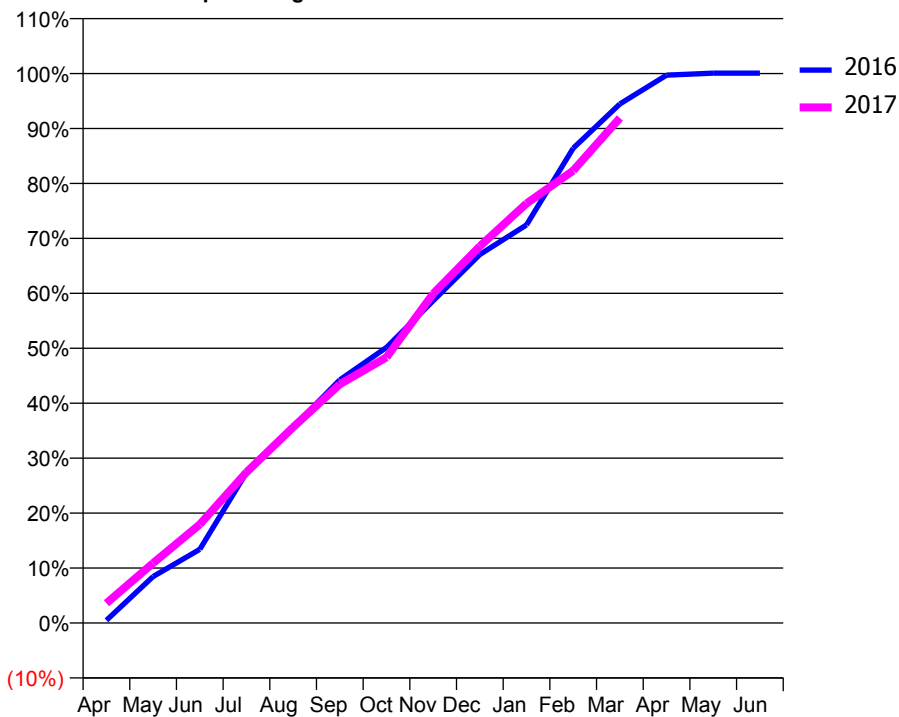
ACCESS*

Patients seen in 24 months	Total	Change since previous quarter
Quarter ending March 2016	6,098	
Quarter ending June 2016	6,119	→
Quarter ending September 2016	6,190	→
Quarter ending December 2016	6,226	→
Quarter ending March 2017	6,140	↓
Variance since March 2016	0.7%	→



ACTIVITY

Cumulative percentage of contracted UDA delivered 2016 & 2017



Month	Adjusted Scheduled Activity (UDA)	
	2016	2017
April	79	612
May	1,348	1,853
June	2,135	3,052
July	4,361	4,664
August	5,678	6,059
September	7,047	7,388
October	7,983	8,219
November	9,335	10,189
December	10,676	11,654
January	11,535	12,980
February	13,755	13,995
March	15,040	15,626
April	15,872	
May	15,932	
June	15,932	

QUALITY

	Quantity	Base Number	Contract	AT	Region	England
% of FP17s for the same patient ID Re-attending within 3 months - Children	159	2,678	5.9%	10.9%	12.0%	12.3%
% of FP17s for the same patient ID Re-attending within 3 months - Adults	1,155	7,803	14.8%	15.2%	16.0%	16.7%
% of FP17s for the same patient ID Re-attending between 3 & 9 months - Children	1,976	2,678	73.8%	61.3%	58.8%	57.6%
% of FP17s for the same patient ID Re-attending between 3 & 9 months - Adults	5,269	7,803	67.5%	54.8%	51.2%	50.1%
% of FP17s for Band 1 Urgent Courses	687	9,884	7.0%	7.0%	8.0%	9.1%
% of FP17s Relating to Free Repair or Replacements	98	9,884	1.0%	0.8%	0.8%	0.8%
% of FP17s Relating to Continuations	68	9,884	0.7%	1.6%	1.2%	1.2%
% of Patients satisfied with the dentistry they have received	13	13	100.0%	92.3%	92.7%	92.8%
% of Patients satisfied with the time they had to wait for an appointment	13	13	100.0%	88.0%	89.1%	88.7%

* This is based on patients treated on this contract for their most recent course of treatment. Figures in italics indicate the base number of FP17s or Patient Questionnaire responses are less than 100. N/A is shown where the base number of responses is less than 10 during the period. % is calculated as Quantity/Base number*100

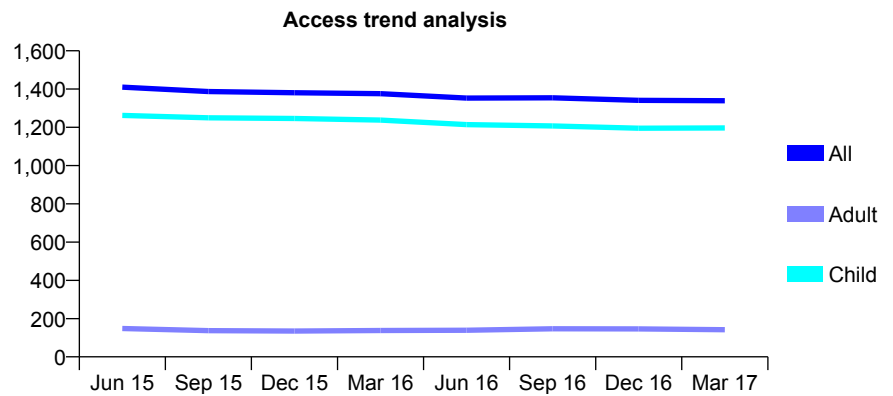
Q55 - Vital Signs At a Glance Contract Report for 157139/0001 - March 2017

Name or company name	Brompton House Dental Practice Limited
Contract type name	GDS Contract
Purpose of contract	General
Contract start date	01/04/2011
Contract end date	

16/17 Contracted general activity (UDA)	3,450
Carry forward general activity (UDA)	0
16/17 Contracted orthodontic activity (UOA)	0
Carry forward orthodontic activity (UOA)	0
Baseline contract value	£91,847.51

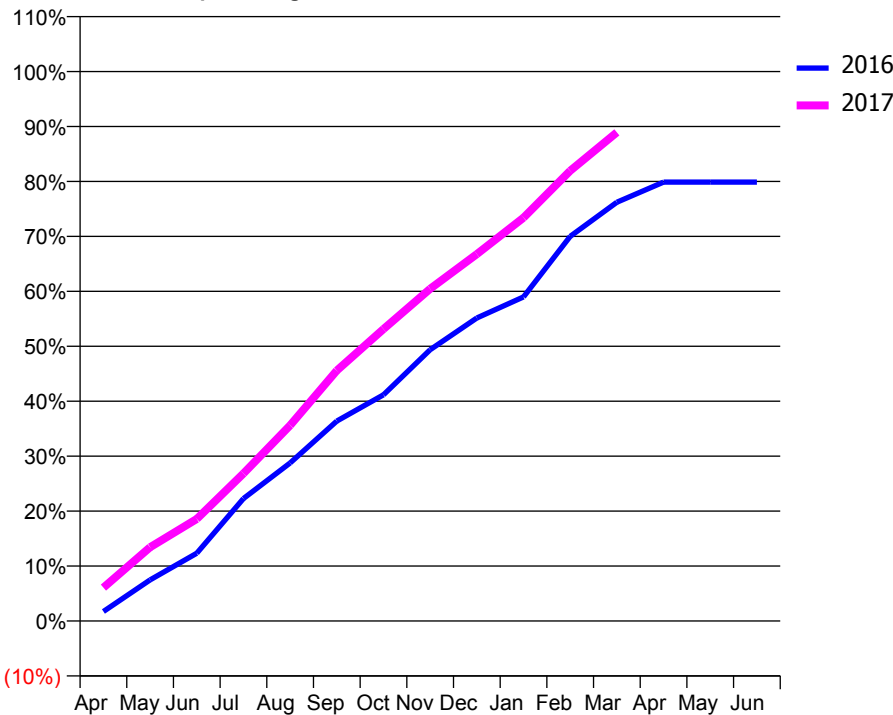
ACCESS*

Patients seen in 24 months	Total	Change since previous quarter
Quarter ending March 2016	1,376	
Quarter ending June 2016	1,353	↓
Quarter ending September 2016	1,354	→
Quarter ending December 2016	1,341	→
Quarter ending March 2017	1,339	→
Variance since March 2016	(2.7%)	↓



ACTIVITY

Cumulative percentage of contracted UDA delivered 2016 & 2017



Month	Adjusted Scheduled Activity (UDA)	
	2016	2017
April	72	209
May	307	464
June	506	641
July	913	926
August	1,180	1,228
September	1,492	1,573
October	1,688	1,833
November	2,024	2,086
December	2,261	2,303
January	2,419	2,532
February	2,870	2,827
March	3,125	3,068
April	3,275	
May	3,275	
June	3,275	

QUALITY

	Quantity	Base Number	Contract	AT	Region	England
% of FP17s for the same patient ID Re-attending within 3 months - Children	313	2,407	13.0%	10.9%	12.0%	12.3%
% of FP17s for the same patient ID Re-attending within 3 months - Adults	0	2	0.0%	15.2%	16.0%	16.7%
% of FP17s for the same patient ID Re-attending between 3 & 9 months - Children	1,699	2,407	70.6%	61.3%	58.8%	57.6%
% of FP17s for the same patient ID Re-attending between 3 & 9 months - Adults	0	2	0.0%	54.8%	51.2%	50.1%
% of FP17s for Band 1 Urgent Courses	63	2,290	2.8%	7.0%	8.0%	9.1%
% of FP17s Relating to Free Repair or Replacements	0	2,290	0.0%	0.8%	0.8%	0.8%
% of FP17s Relating to Continuations	0	2,290	0.0%	1.6%	1.2%	1.2%
% of Patients satisfied with the dentistry they have received	3	3	N/A	92.3%	92.7%	92.8%
% of Patients satisfied with the time they had to wait for an appointment	3	3	N/A	88.0%	89.1%	88.7%

* This is based on patients treated on this contract for their most recent course of treatment. Figures in italics indicate the base number of FP17s or Patient Questionnaire responses are less than 100. N/A is shown where the base number of responses is less than 10 during the period. % is calculated as Quantity/Base number*100

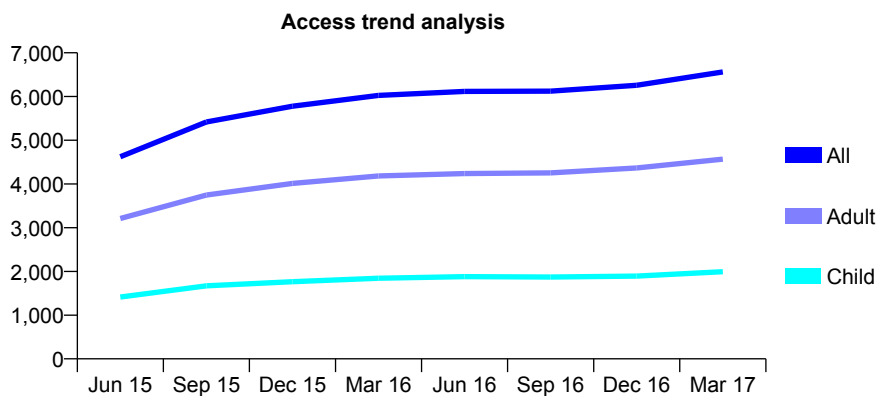
Q55 - Vital Signs At a Glance Contract Report for 158941/0001 - March 2017

Name or company name	D M Jordan Limited
Contract type name	GDS Contract
Purpose of contract	General
Contract start date	01/07/2012
Contract end date	

16/17 Contracted general activity (UDA)	21,500
Carry forward general activity (UDA)	0
16/17 Contracted orthodontic activity (UOA)	0
Carry forward orthodontic activity (UOA)	0
Baseline contract value	£508,671.10

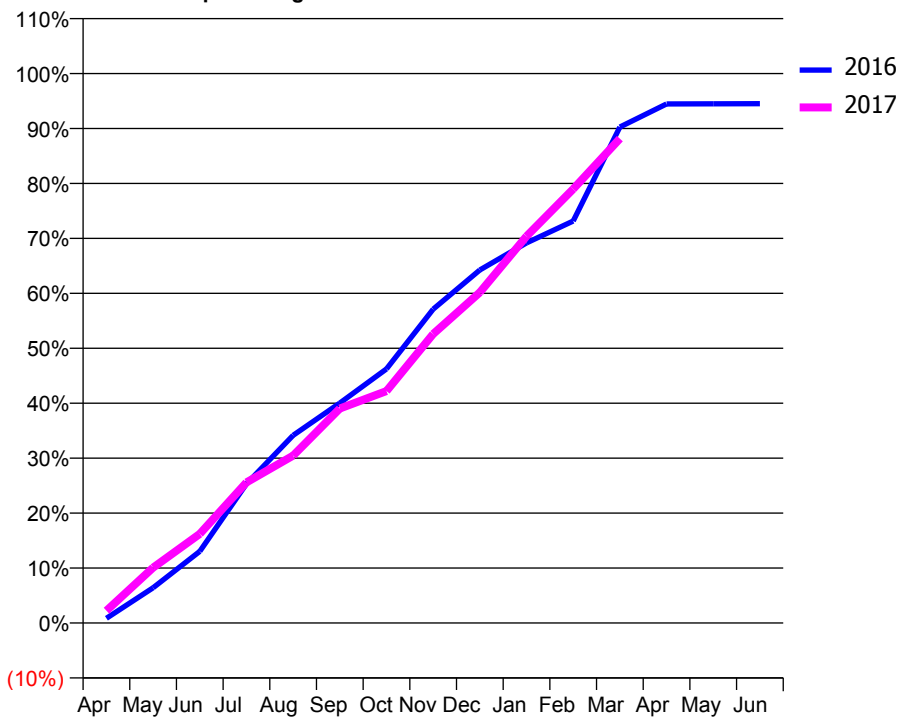
ACCESS*

Patients seen in 24 months	Total	Change since previous quarter
Quarter ending March 2016	6,026	
Quarter ending June 2016	6,118	→
Quarter ending September 2016	6,123	→
Quarter ending December 2016	6,258	↑
Quarter ending March 2017	6,561	↑
Variance since March 2016	8.9%	↑



ACTIVITY

Cumulative percentage of contracted UDA delivered 2016 & 2017



Month	Adjusted Scheduled Activity (UDA)	
	2016	2017
April	185	481
May	1,381	2,167
June	2,803	3,487
July	5,447	5,504
August	7,342	6,552
September	8,605	8,392
October	9,941	9,076
November	12,277	11,306
December	13,815	12,938
January	14,871	15,134
February	15,725	16,982
March	19,405	18,953
April	20,310	
May	20,314	
June	20,319	

QUALITY

	Quantity	Base Number	Contract	AT	Region	England
% of FP17s for the same patient ID Re-attending within 3 months - Children	329	3,081	10.7%	10.9%	12.0%	12.3%
% of FP17s for the same patient ID Re-attending within 3 months - Adults	1,020	6,815	15.0%	15.2%	16.0%	16.7%
% of FP17s for the same patient ID Re-attending between 3 & 9 months - Children	1,895	3,081	61.5%	61.3%	58.8%	57.6%
% of FP17s for the same patient ID Re-attending between 3 & 9 months - Adults	4,163	6,815	61.1%	54.8%	51.2%	50.1%
% of FP17s for Band 1 Urgent Courses	294	9,162	3.2%	7.0%	8.0%	9.1%
% of FP17s Relating to Free Repair or Replacements	63	9,162	0.7%	0.8%	0.8%	0.8%
% of FP17s Relating to Continuations	222	9,162	2.4%	1.6%	1.2%	1.2%
% of Patients satisfied with the dentistry they have received	5	5	N/A	92.3%	92.7%	92.8%
% of Patients satisfied with the time they had to wait for an appointment	4	5	N/A	88.0%	89.1%	88.7%

* This is based on patients treated on this contract for their most recent course of treatment. Figures in italics indicate the base number of FP17s or Patient Questionnaire responses are less than 100. N/A is shown where the base number of responses is less than 10 during the period. % is calculated as Quantity/Base number*100

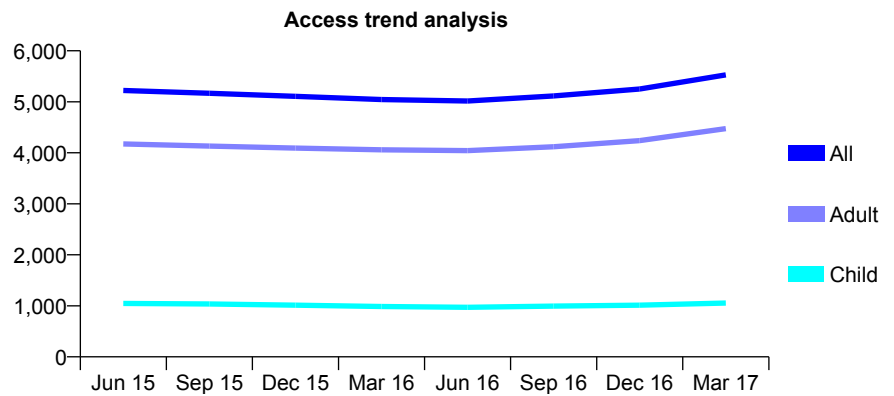
Q55 - Vital Signs At a Glance Contract Report for 160490/0001 - March 2017

Name or company name	Buttercross View Dental Surgery
Contract type name	GDS Contract
Purpose of contract	General
Contract start date	01/04/2012
Contract end date	

16/17 Contracted general activity (UDA)	13,500
Carry forward general activity (UDA)	0
16/17 Contracted orthodontic activity (UOA)	0
Carry forward orthodontic activity (UOA)	0
Baseline contract value	£351,809.32

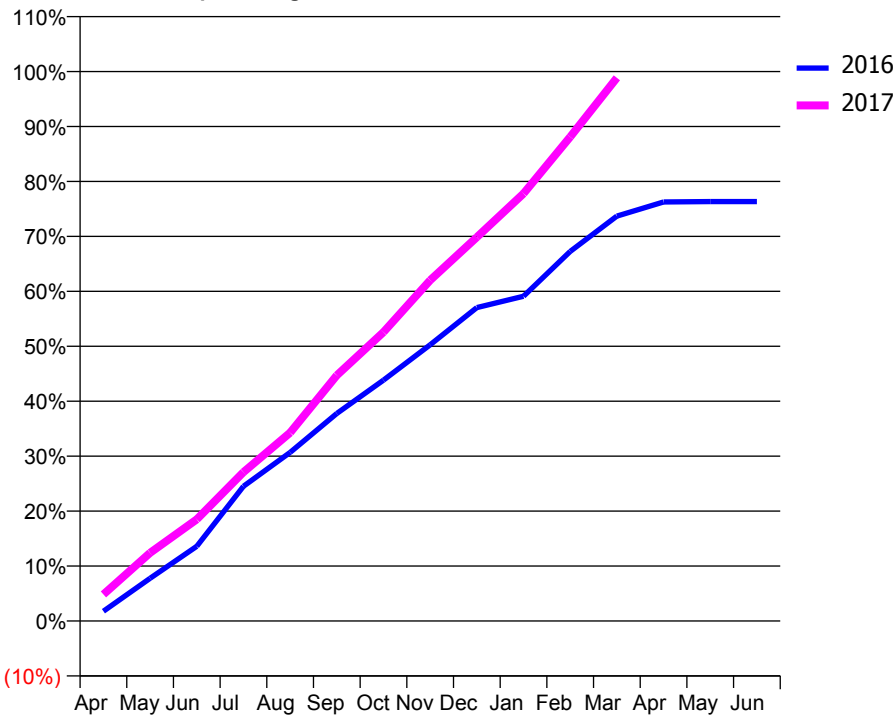
ACCESS*

Patients seen in 24 months	Total	Change since previous quarter
Quarter ending March 2016	5,044	
Quarter ending June 2016	5,015	→
Quarter ending September 2016	5,114	→
Quarter ending December 2016	5,251	↑
Quarter ending March 2017	5,528	↑
Variance since March 2016	9.6%	↑



ACTIVITY

Cumulative percentage of contracted UDA delivered 2016 & 2017



Month	Adjusted Scheduled Activity (UDA)	
	2016	2017
April	300	653
May	1,304	1,675
June	2,285	2,499
July	4,116	3,659
August	5,150	4,628
September	6,340	6,036
October	7,357	7,098
November	8,439	8,373
December	9,574	9,429
January	9,922	10,500
February	11,288	11,894
March	12,367	13,344
April	12,799	
May	12,811	
June	12,811	

QUALITY

	Quantity	Base Number	Contract	AT	Region	England
% of FP17s for the same patient ID Re-attending within 3 months - Children	133	1,745	7.6%	10.9%	12.0%	12.3%
% of FP17s for the same patient ID Re-attending within 3 months - Adults	780	5,792	13.5%	15.2%	16.0%	16.7%
% of FP17s for the same patient ID Re-attending between 3 & 9 months - Children	1,044	1,745	59.8%	61.3%	58.8%	57.6%
% of FP17s for the same patient ID Re-attending between 3 & 9 months - Adults	1,999	5,792	34.5%	54.8%	51.2%	50.1%
% of FP17s for Band 1 Urgent Courses	733	7,302	10.0%	7.0%	8.0%	9.1%
% of FP17s Relating to Free Repair or Replacements	62	7,302	0.8%	0.8%	0.8%	0.8%
% of FP17s Relating to Continuations	52	7,302	0.7%	1.6%	1.2%	1.2%
% of Patients satisfied with the dentistry they have received	14	16	87.5%	92.3%	92.7%	92.8%
% of Patients satisfied with the time they had to wait for an appointment	14	16	87.5%	88.0%	89.1%	88.7%

* This is based on patients treated on this contract for their most recent course of treatment. Figures in italics indicate the base number of FP17s or Patient Questionnaire responses are less than 100. N/A is shown where the base number of responses is less than 10 during the period. % is calculated as Quantity/Base number*100

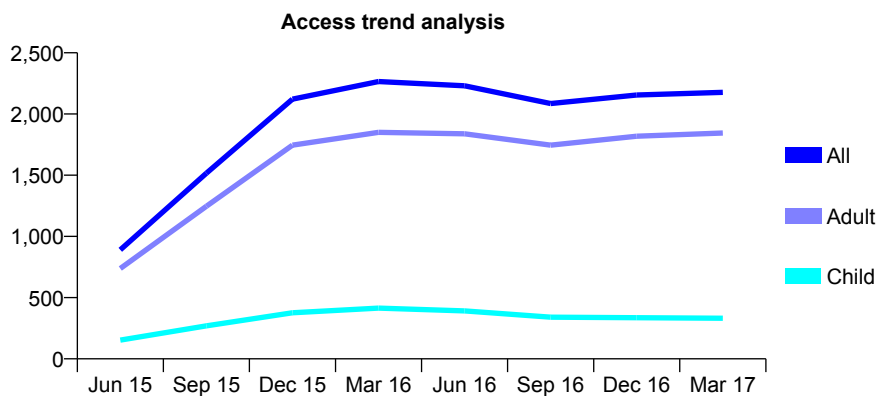
Q55 - Vital Signs At a Glance Contract Report for 160636/0001 - March 2017

Name or company name	Eyre Street Dental
Contract type name	GDS Contract
Purpose of contract	General
Contract start date	01/04/2015
Contract end date	

16/17 Contracted general activity (UDA)	9,028
Carry forward general activity (UDA)	0
16/17 Contracted orthodontic activity (UOA)	0
Carry forward orthodontic activity (UOA)	0
Baseline contract value	£250,064.18

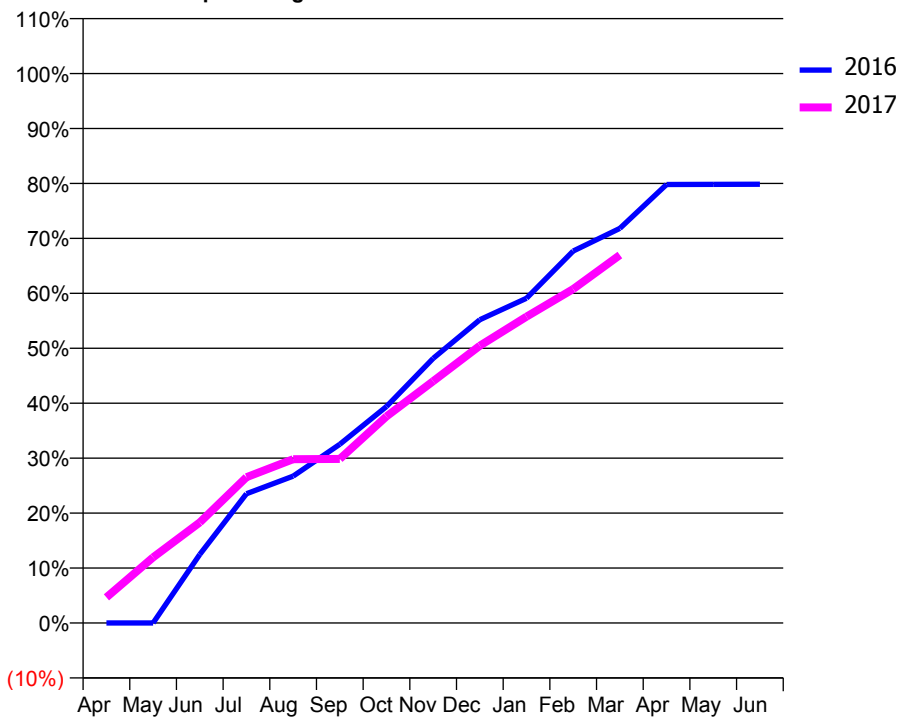
ACCESS*

Patients seen in 24 months	Total	Change since previous quarter
Quarter ending March 2016	2,265	
Quarter ending June 2016	2,230	↓
Quarter ending September 2016	2,086	↓
Quarter ending December 2016	2,155	↑
Quarter ending March 2017	2,177	→
Variance since March 2016	(3.9%)	↓



ACTIVITY

Cumulative percentage of contracted UDA delivered 2016 & 2017



Month	Adjusted Scheduled Activity (UDA)	
	2016	2017
April	0	422
May	0	1,079
June	1,128	1,653
July	2,124	2,395
August	2,413	2,692
September	2,937	2,696
October	3,557	3,396
November	4,348	3,973
December	4,982	4,556
January	5,337	5,032
February	6,112	5,488
March	6,484	6,046
April	7,206	
May	7,207	
June	7,210	

QUALITY

	Quantity	Base Number	Contract	AT	Region	England
% of FP17s for the same patient ID Re-attending within 3 months - Children	30	625	4.8%	10.9%	12.0%	12.3%
% of FP17s for the same patient ID Re-attending within 3 months - Adults	347	3,182	10.9%	15.2%	16.0%	16.7%
% of FP17s for the same patient ID Re-attending between 3 & 9 months - Children	382	625	61.1%	61.3%	58.8%	57.6%
% of FP17s for the same patient ID Re-attending between 3 & 9 months - Adults	1,782	3,182	56.0%	54.8%	51.2%	50.1%
% of FP17s for Band 1 Urgent Courses	125	3,390	3.7%	7.0%	8.0%	9.1%
% of FP17s Relating to Free Repair or Replacements	12	3,390	0.4%	0.8%	0.8%	0.8%
% of FP17s Relating to Continuations	93	3,390	2.7%	1.6%	1.2%	1.2%
% of Patients satisfied with the dentistry they have received	8	8	N/A	92.3%	92.7%	92.8%
% of Patients satisfied with the time they had to wait for an appointment	8	8	N/A	88.0%	89.1%	88.7%

* This is based on patients treated on this contract for their most recent course of treatment. Figures in italics indicate the base number of FP17s or Patient Questionnaire responses are less than 100. N/A is shown where the base number of responses is less than 10 during the period. % is calculated as Quantity/Base number*100

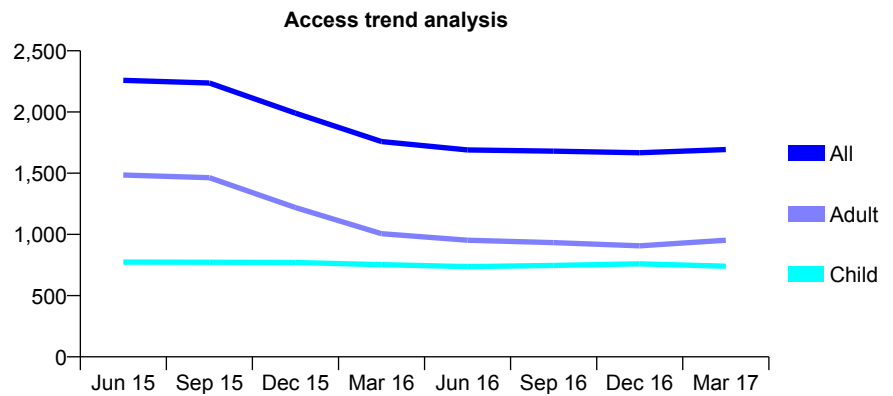
Q55 - Vital Signs At a Glance Contract Report for 161802/0001 - March 2017

Name or company name	Dental Surgery
Contract type name	GDS Contract
Purpose of contract	General
Contract start date	01/11/2012
Contract end date	

16/17 Contracted general activity (UDA)	5,966
Carry forward general activity (UDA)	-119
16/17 Contracted orthodontic activity (UOA)	0
Carry forward orthodontic activity (UOA)	0
Baseline contract value	£201,711.61

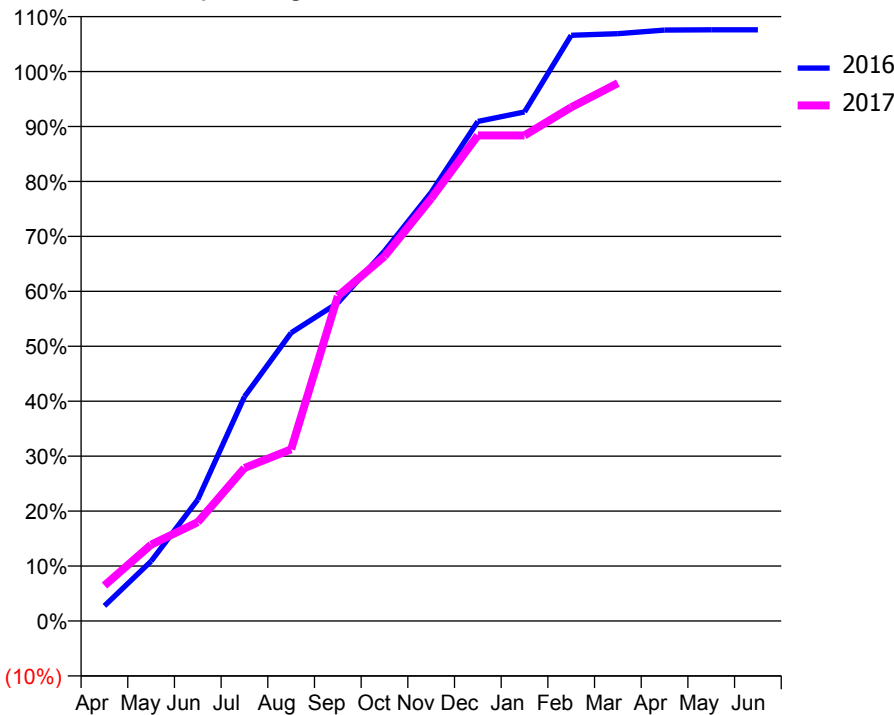
ACCESS*

Patients seen in 24 months	Total	Change since previous quarter
Quarter ending March 2016	1,759	
Quarter ending June 2016	1,690	↓
Quarter ending September 2016	1,680	→
Quarter ending December 2016	1,667	→
Quarter ending March 2017	1,693	→
Variance since March 2016	(3.8%)	↓



ACTIVITY

Cumulative percentage of contracted UDA delivered 2016 & 2017



Month	Adjusted Scheduled Activity (UDA)	
	2016	2017
April	165	386
May	649	829
June	1,318	1,073
July	2,436	1,662
August	3,129	1,864
September	3,453	3,527
October	4,017	3,959
November	4,654	4,587
December	5,424	5,273
January	5,527	5,273
February	6,359	5,577
March	6,377	5,839
April	6,416	
May	6,419	
June	6,419	

QUALITY

	Quantity	Base Number	Contract	AT	Region	England
% of FP17s for the same patient ID Re-attending within 3 months - Children	186	1,162	16.0%	10.9%	12.0%	12.3%
% of FP17s for the same patient ID Re-attending within 3 months - Adults	379	1,258	30.1%	15.2%	16.0%	16.7%
% of FP17s for the same patient ID Re-attending between 3 & 9 months - Children	607	1,162	52.2%	61.3%	58.8%	57.6%
% of FP17s for the same patient ID Re-attending between 3 & 9 months - Adults	502	1,258	39.9%	54.8%	51.2%	50.1%
% of FP17s for Band 1 Urgent Courses	321	2,397	13.4%	7.0%	8.0%	9.1%
% of FP17s Relating to Free Repair or Replacements	4	2,397	0.2%	0.8%	0.8%	0.8%
% of FP17s Relating to Continuations	13	2,397	0.5%	1.6%	1.2%	1.2%
% of Patients satisfied with the dentistry they have received	5	6	N/A	92.3%	92.7%	92.8%
% of Patients satisfied with the time they had to wait for an appointment	6	6	N/A	88.0%	89.1%	88.7%

* This is based on patients treated on this contract for their most recent course of treatment. Figures in italics indicate the base number of FP17s or Patient Questionnaire responses are less than 100. N/A is shown where the base number of responses is less than 10 during the period. % is calculated as Quantity/Base number*100

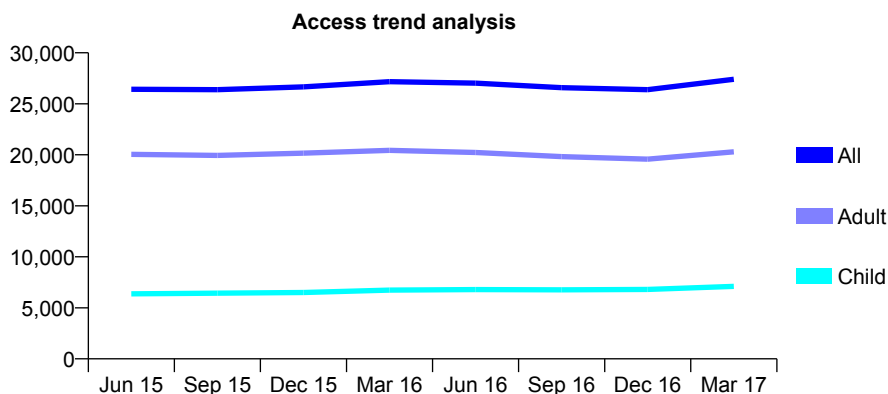
Q55 - Vital Signs At a Glance Contract Report for 162906/0001 - March 2017

Name or company name	Seven Dental & 2 Colwick Road
Contract type name	GDS Contract
Purpose of contract	General
Contract start date	01/04/2006
Contract end date	

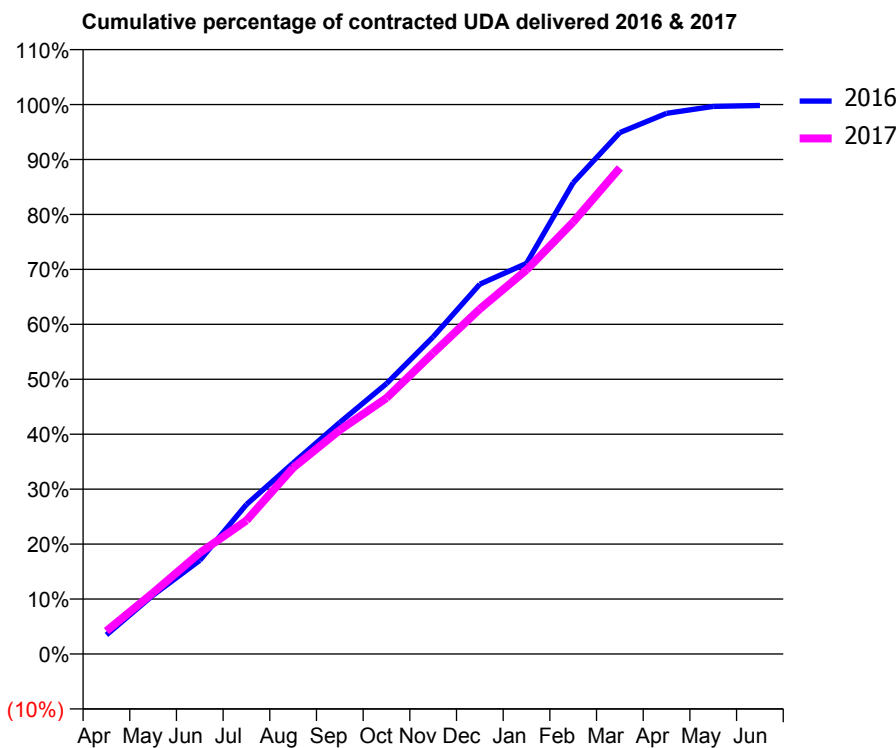
16/17 Contracted general activity (UDA)	90,476
Carry forward general activity (UDA)	166
16/17 Contracted orthodontic activity (UOA)	0
Carry forward orthodontic activity (UOA)	0
Baseline contract value	£2,706,057.87

ACCESS*

Patients seen in 24 months	Total	Change since previous quarter
Quarter ending March 2016	27,171	
Quarter ending June 2016	27,023	→
Quarter ending September 2016	26,583	↓
Quarter ending December 2016	26,381	→
Quarter ending March 2017	27,407	↑
Variance since March 2016	0.9%	→



ACTIVITY



Month	Adjusted Scheduled Activity (UDA)	
	2016	2017
April	3,153	3,786
May	9,702	10,087
June	15,423	16,657
July	24,629	21,979
August	31,461	30,661
September	38,120	36,866
October	44,512	42,140
November	52,212	49,566
December	60,897	56,811
January	64,318	63,234
February	77,603	71,122
March	85,852	80,033
April	89,026	
May	90,168	
June	90,310	

QUALITY

	Quantity	Base Number	Contract	AT	Region	England
% of FP17s for the same patient ID Re-attending within 3 months - Children	1,203	10,236	11.8%	10.9%	12.0%	12.3%
% of FP17s for the same patient ID Re-attending within 3 months - Adults	4,213	23,838	17.7%	15.2%	16.0%	16.7%
% of FP17s for the same patient ID Re-attending between 3 & 9 months - Children	5,231	10,236	51.1%	61.3%	58.8%	57.6%
% of FP17s for the same patient ID Re-attending between 3 & 9 months - Adults	9,227	23,838	38.7%	54.8%	51.2%	50.1%
% of FP17s for Band 1 Urgent Courses	4,337	32,202	13.5%	7.0%	8.0%	9.1%
% of FP17s Relating to Free Repair or Replacements	85	32,202	0.3%	0.8%	0.8%	0.8%
% of FP17s Relating to Continuations	554	32,202	1.7%	1.6%	1.2%	1.2%
% of Patients satisfied with the dentistry they have received	17	19	89.5%	92.3%	92.7%	92.8%
% of Patients satisfied with the time they had to wait for an appointment	17	19	89.5%	88.0%	89.1%	88.7%

* This is based on patients treated on this contract for their most recent course of treatment. Figures in italics indicate the base number of FP17s or Patient Questionnaire responses are less than 100. N/A is shown where the base number of responses is less than 10 during the period. % is calculated as Quantity/Base number*100

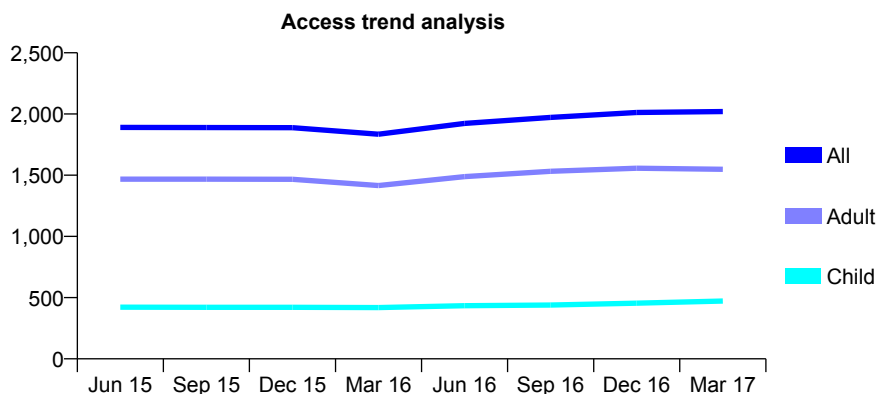
Q55 - Vital Signs At a Glance Contract Report for 162906/0002 - March 2017

Name or company name	Seven Dental & 2 Colwick Road
Contract type name	GDS Contract
Purpose of contract	General
Contract start date	01/04/2006
Contract end date	

16/17 Contracted general activity (UDA)	8,140
Carry forward general activity (UDA)	0
16/17 Contracted orthodontic activity (UOA)	0
Carry forward orthodontic activity (UOA)	0
Baseline contract value	£239,948.12

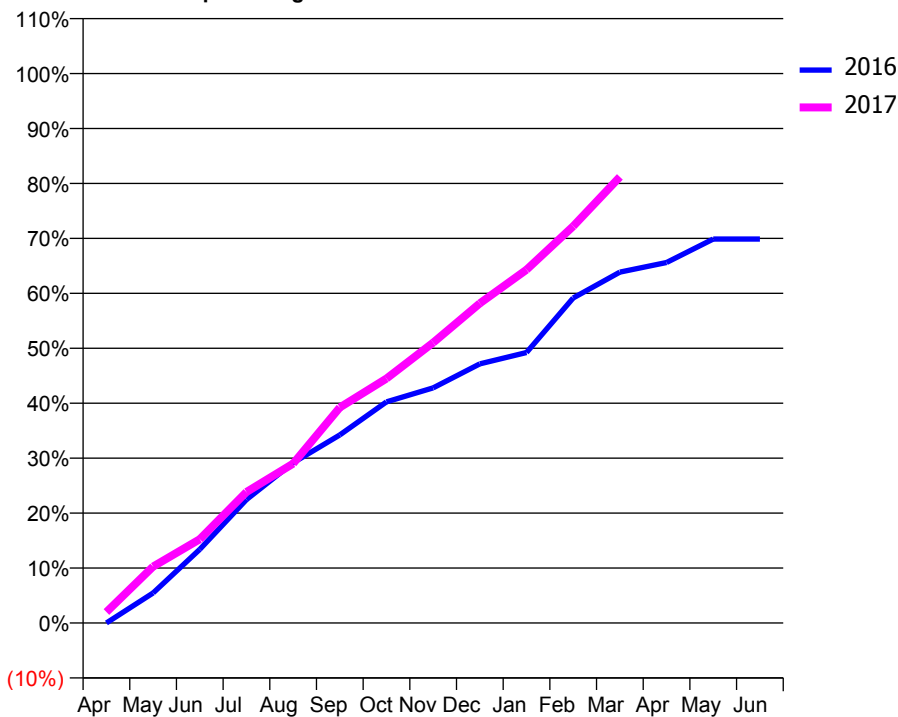
ACCESS*

Patients seen in 24 months	Total	Change since previous quarter
Quarter ending March 2016	1,835	
Quarter ending June 2016	1,923	↑
Quarter ending September 2016	1,972	↑
Quarter ending December 2016	2,012	↑
Quarter ending March 2017	2,020	→
Variance since March 2016	10.1%	↑



ACTIVITY

Cumulative percentage of contracted UDA delivered 2016 & 2017



Month	Adjusted Scheduled Activity (UDA)	
	2016	2017
April	0	163
May	445	837
June	1,092	1,241
July	1,827	1,940
August	2,373	2,361
September	2,786	3,194
October	3,275	3,622
November	3,484	4,153
December	3,839	4,735
January	4,007	5,234
February	4,814	5,878
March	5,199	6,609
April	5,341	
May	5,688	
June	5,689	

QUALITY

	Quantity	Base Number	Contract	AT	Region	England
% of FP17s for the same patient ID Re-attending within 3 months - Children	64	662	9.7%	10.9%	12.0%	12.3%
% of FP17s for the same patient ID Re-attending within 3 months - Adults	264	1,969	13.4%	15.2%	16.0%	16.7%
% of FP17s for the same patient ID Re-attending between 3 & 9 months - Children	320	662	48.3%	61.3%	58.8%	57.6%
% of FP17s for the same patient ID Re-attending between 3 & 9 months - Adults	781	1,969	39.7%	54.8%	51.2%	50.1%
% of FP17s for Band 1 Urgent Courses	226	2,423	9.3%	7.0%	8.0%	9.1%
% of FP17s Relating to Free Repair or Replacements	0	2,423	0.0%	0.8%	0.8%	0.8%
% of FP17s Relating to Continuations	44	2,423	1.8%	1.6%	1.2%	1.2%
% of Patients satisfied with the dentistry they have received	3	4	N/A	92.3%	92.7%	92.8%
% of Patients satisfied with the time they had to wait for an appointment	3	4	N/A	88.0%	89.1%	88.7%

* This is based on patients treated on this contract for their most recent course of treatment. Figures in italics indicate the base number of FP17s or Patient Questionnaire responses are less than 100. N/A is shown where the base number of responses is less than 10 during the period. % is calculated as Quantity/Base number*100

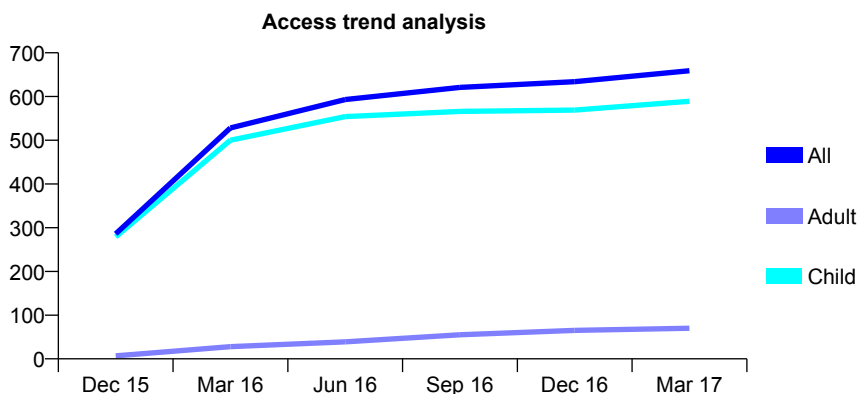
Q55 - Vital Signs At a Glance Contract Report for 163627/0001 - March 2017

Name or company name	High Street Dental Limited
Contract type name	GDS Contract
Purpose of contract	General
Contract start date	01/10/2015
Contract end date	

16/17 Contracted general activity (UDA)	2,280
Carry forward general activity (UDA)	0
16/17 Contracted orthodontic activity (UOA)	0
Carry forward orthodontic activity (UOA)	0
Baseline contract value	£49,042.43

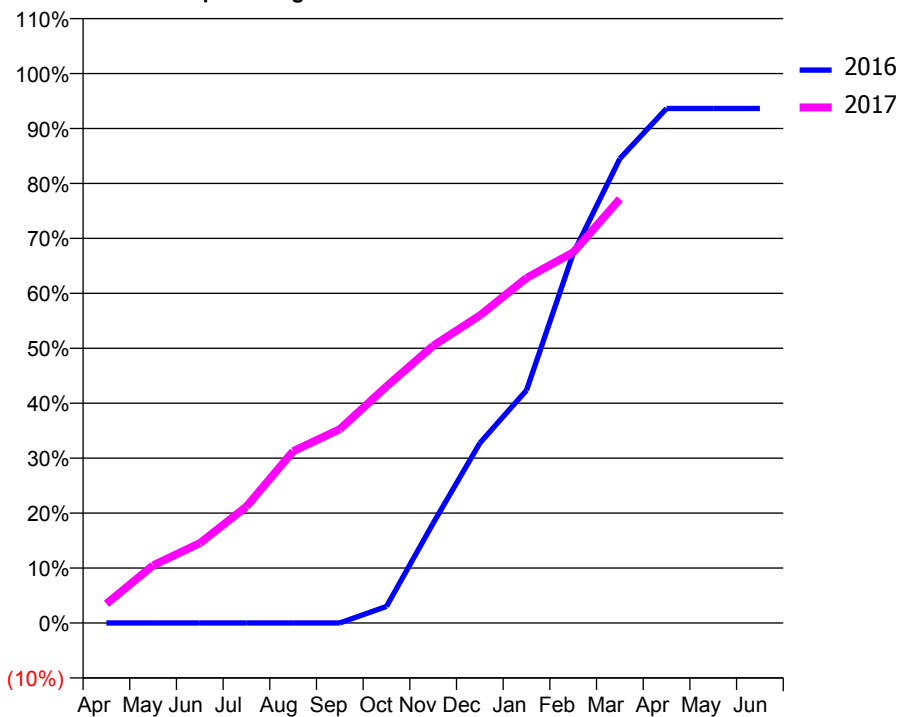
ACCESS*

Patients seen in 24 months	Total	Change since previous quarter
Quarter ending March 2016	528	
Quarter ending June 2016	593	↑
Quarter ending September 2016	621	↑
Quarter ending December 2016	634	↑
Quarter ending March 2017	659	↑
Variance since March 2016	24.8%	↑



ACTIVITY

Cumulative percentage of contracted UDA delivered 2016 & 2017



Month	Adjusted Scheduled Activity (UDA)	
	2016	2017
April	0	80
May	0	239
June	0	331
July	0	483
August	0	713
September	0	804
October	32	982
November	193	1,151
December	349	1,276
January	451	1,432
February	716	1,538
March	900	1,760
April	997	
May	997	
June	997	

QUALITY

	Quantity	Base Number	Contract	AT	Region	England
% of FP17s for the same patient ID Re-attending within 3 months - Children	116	1,129	10.3%	10.9%	12.0%	12.3%
% of FP17s for the same patient ID Re-attending within 3 months - Adults	4	44	9.1%	15.2%	16.0%	16.7%
% of FP17s for the same patient ID Re-attending between 3 & 9 months - Children	744	1,129	65.9%	61.3%	58.8%	57.6%
% of FP17s for the same patient ID Re-attending between 3 & 9 months - Adults	29	44	65.9%	54.8%	51.2%	50.1%
% of FP17s for Band 1 Urgent Courses	33	1,118	3.0%	7.0%	8.0%	9.1%
% of FP17s Relating to Free Repair or Replacements	0	1,118	0.0%	0.8%	0.8%	0.8%
% of FP17s Relating to Continuations	26	1,118	2.3%	1.6%	1.2%	1.2%
% of Patients satisfied with the dentistry they have received	1	1	N/A	92.3%	92.7%	92.8%
% of Patients satisfied with the time they had to wait for an appointment	1	1	N/A	88.0%	89.1%	88.7%

* This is based on patients treated on this contract for their most recent course of treatment. Figures in italics indicate the base number of FP17s or Patient Questionnaire responses are less than 100. N/A is shown where the base number of responses is less than 10 during the period. % is calculated as Quantity/Base number*100

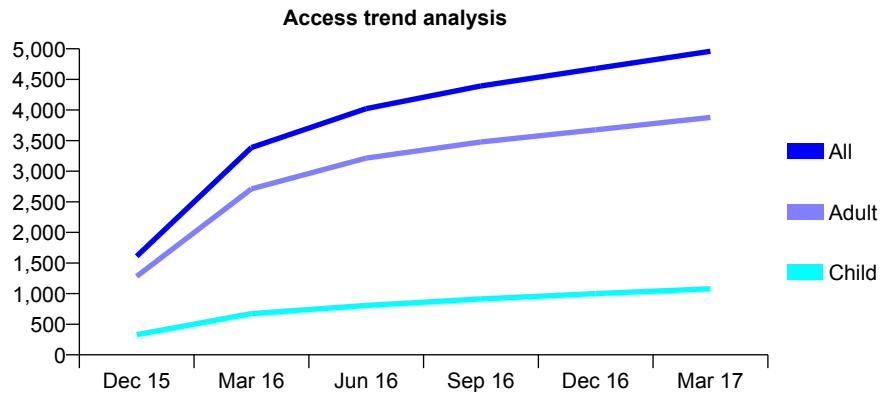
Q55 - Vital Signs At a Glance Contract Report for 164127/0001 - March 2017

Name or company name	Park Road Dental Practice
Contract type name	GDS Contract
Purpose of contract	General
Contract start date	01/10/2015
Contract end date	

16/17 Contracted general activity (UDA)	17,825
Carry forward general activity (UDA)	0
16/17 Contracted orthodontic activity (UOA)	0
Carry forward orthodontic activity (UOA)	0
Baseline contract value	£365,617.63

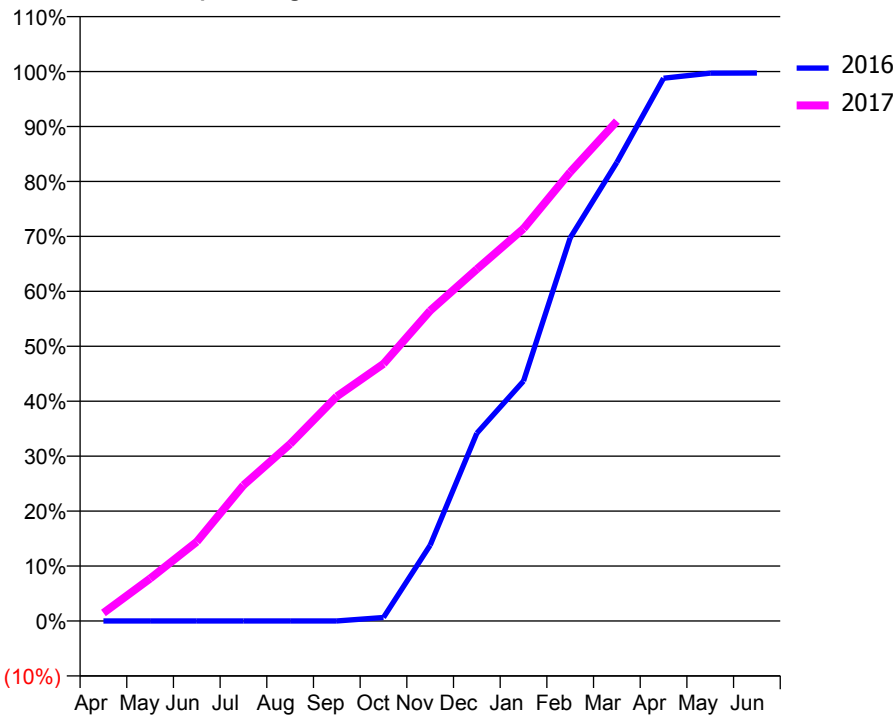
ACCESS*

Patients seen in 24 months	Total	Change since previous quarter
Quarter ending March 2016	3,387	
Quarter ending June 2016	4,023	↑
Quarter ending September 2016	4,394	↑
Quarter ending December 2016	4,678	↑
Quarter ending March 2017	4,959	↑
Variance since March 2016	46.4%	↑



ACTIVITY

Cumulative percentage of contracted UDA delivered 2016 & 2017



Month	Adjusted Scheduled Activity (UDA)	
	2016	2017
April	0	262
May	0	1,380
June	0	2,570
July	0	4,404
August	0	5,741
September	0	7,288
October	58	8,344
November	1,229	10,068
December	3,046	11,412
January	3,892	12,727
February	6,216	14,563
March	7,439	16,213
April	8,805	
May	8,887	
June	8,889	

QUALITY

	Quantity	Base Number	Contract	AT	Region	England
% of FP17s for the same patient ID Re-attending within 3 months - Children	134	1,875	7.1%	10.9%	12.0%	12.3%
% of FP17s for the same patient ID Re-attending within 3 months - Adults	799	6,969	11.5%	15.2%	16.0%	16.7%
% of FP17s for the same patient ID Re-attending between 3 & 9 months - Children	1,028	1,875	54.8%	61.3%	58.8%	57.6%
% of FP17s for the same patient ID Re-attending between 3 & 9 months - Adults	4,292	6,969	61.6%	54.8%	51.2%	50.1%
% of FP17s for Band 1 Urgent Courses	304	8,277	3.7%	7.0%	8.0%	9.1%
% of FP17s Relating to Free Repair or Replacements	72	8,277	0.9%	0.8%	0.8%	0.8%
% of FP17s Relating to Continuations	21	8,277	0.3%	1.6%	1.2%	1.2%
% of Patients satisfied with the dentistry they have received	8	8	N/A	92.3%	92.7%	92.8%
% of Patients satisfied with the time they had to wait for an appointment	7	8	N/A	88.0%	89.1%	88.7%

* This is based on patients treated on this contract for their most recent course of treatment. Figures in italics indicate the base number of FP17s or Patient Questionnaire responses are less than 100. N/A is shown where the base number of responses is less than 10 during the period. % is calculated as Quantity/Base number*100

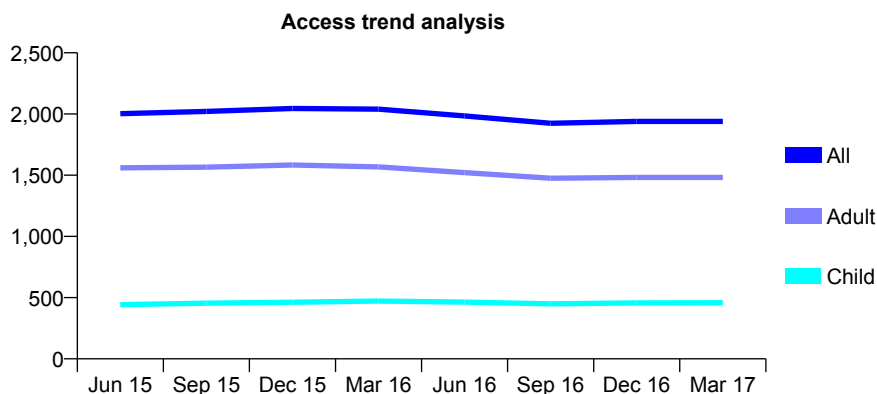
Q55 - Vital Signs At a Glance Contract Report for 166111/0001 - March 2017

Name or company name	Hathersage Dental Surgery
Contract type name	GDS Contract
Purpose of contract	General
Contract start date	01/06/2013
Contract end date	

16/17 Contracted general activity (UDA)	5,158
Carry forward general activity (UDA)	111
16/17 Contracted orthodontic activity (UOA)	0
Carry forward orthodontic activity (UOA)	0
Baseline contract value	£149,012.48

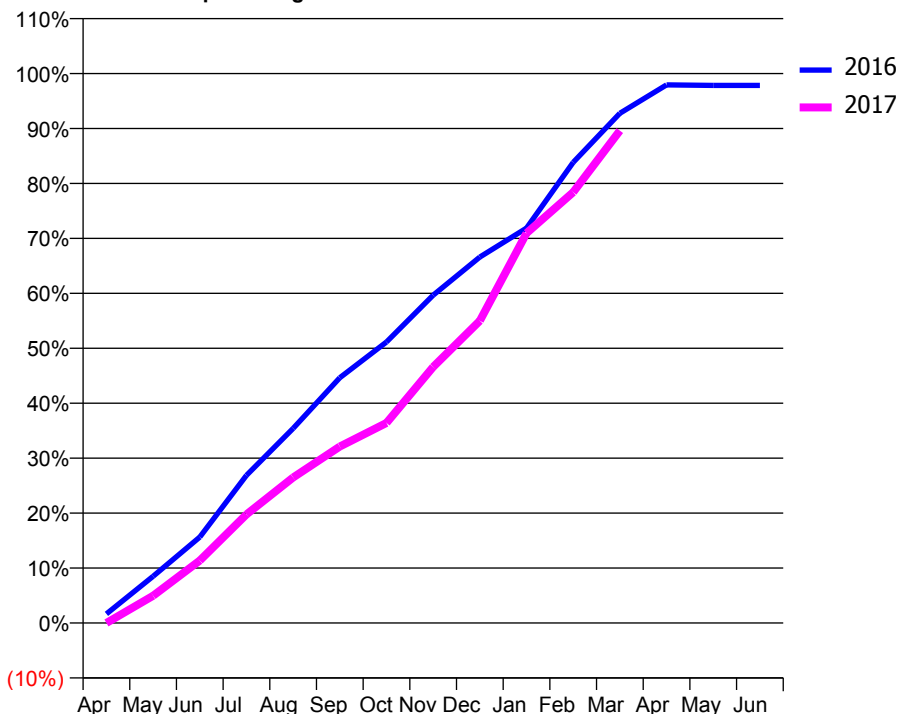
ACCESS*

Patients seen in 24 months	Total	Change since previous quarter
Quarter ending March 2016	2,040	
Quarter ending June 2016	1,984	↓
Quarter ending September 2016	1,924	↓
Quarter ending December 2016	1,939	→
Quarter ending March 2017	1,940	→
Variance since March 2016	(4.9%)	↓



ACTIVITY

Cumulative percentage of contracted UDA delivered 2016 & 2017



Adjusted Scheduled Activity (UDA)

Month	2016	2017
April	86	1
May	439	256
June	807	586
July	1,386	1,019
August	1,827	1,366
September	2,302	1,657
October	2,638	1,879
November	3,078	2,404
December	3,435	2,837
January	3,707	3,660
February	4,324	4,043
March	4,785	4,621
April	5,051	
May	5,047	
June	5,047	

QUALITY

	Quantity	Base Number	Contract	AT	Region	England
% of FP17s for the same patient ID Re-attending within 3 months - Children	29	615	4.7%	10.9%	12.0%	12.3%
% of FP17s for the same patient ID Re-attending within 3 months - Adults	282	1,925	14.6%	15.2%	16.0%	16.7%
% of FP17s for the same patient ID Re-attending between 3 & 9 months - Children	396	615	64.4%	61.3%	58.8%	57.6%
% of FP17s for the same patient ID Re-attending between 3 & 9 months - Adults	911	1,925	47.3%	54.8%	51.2%	50.1%
% of FP17s for Band 1 Urgent Courses	272	2,442	11.1%	7.0%	8.0%	9.1%
% of FP17s Relating to Free Repair or Replacements	14	2,442	0.6%	0.8%	0.8%	0.8%
% of FP17s Relating to Continuations	37	2,442	1.5%	1.6%	1.2%	1.2%
% of Patients satisfied with the dentistry they have received	7	7	N/A	92.3%	92.7%	92.8%
% of Patients satisfied with the time they had to wait for an appointment	7	7	N/A	88.0%	89.1%	88.7%

* This is based on patients treated on this contract for their most recent course of treatment. Figures in italics indicate the base number of FP17s or Patient Questionnaire responses are less than 100. N/A is shown where the base number of responses is less than 10 during the period. % is calculated as Quantity/Base number*100

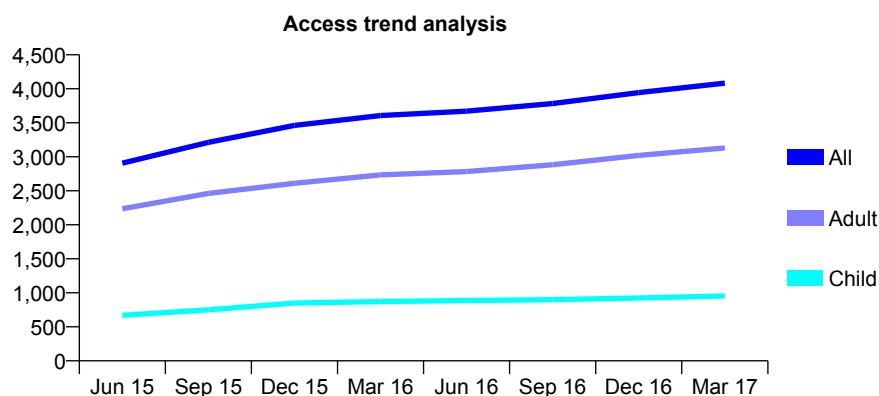
Q55 - Vital Signs At a Glance Contract Report for 167924/0001 - March 2017

Name or company name	Killamarsh Dental Practice Ltd
Contract type name	GDS Contract
Purpose of contract	General
Contract start date	01/11/2012
Contract end date	

16/17 Contracted general activity (UDA)	14,635
Carry forward general activity (UDA)	68
16/17 Contracted orthodontic activity (UOA)	0
Carry forward orthodontic activity (UOA)	0
Baseline contract value	£379,486.99

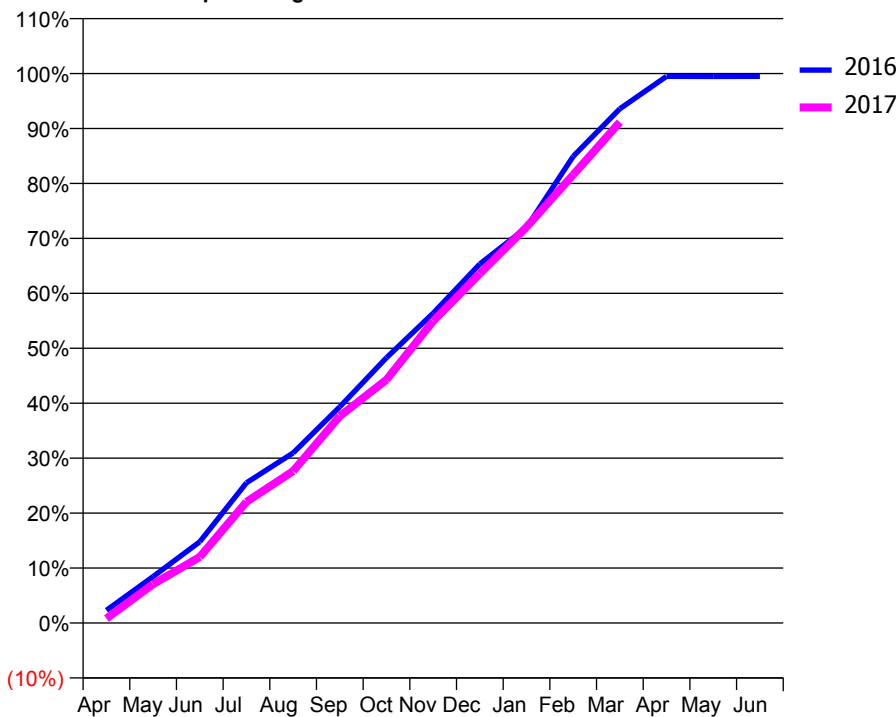
ACCESS*

Patients seen in 24 months	Total	Change since previous quarter
Quarter ending March 2016	3,606	
Quarter ending June 2016	3,672	→
Quarter ending September 2016	3,783	↑
Quarter ending December 2016	3,945	↑
Quarter ending March 2017	4,084	↑
Variance since March 2016	13.3%	↑



ACTIVITY

Cumulative percentage of contracted UDA delivered 2016 & 2017



Month	Adjusted Scheduled Activity (UDA)	
	2016	2017
April	308	120
May	1,120	1,037
June	1,961	1,761
July	3,383	3,226
August	4,103	4,046
September	5,219	5,510
October	6,402	6,480
November	7,477	8,044
December	8,662	9,306
January	9,544	10,546
February	11,261	11,940
March	12,410	13,342
April	13,189	
May	13,188	
June	13,191	

QUALITY

	Quantity	Base Number	Contract	AT	Region	England
% of FP17s for the same patient ID Re-attending within 3 months - Children	106	1,629	6.5%	10.9%	12.0%	12.3%
% of FP17s for the same patient ID Re-attending within 3 months - Adults	727	5,367	13.5%	15.2%	16.0%	16.7%
% of FP17s for the same patient ID Re-attending between 3 & 9 months - Children	1,134	1,629	69.6%	61.3%	58.8%	57.6%
% of FP17s for the same patient ID Re-attending between 3 & 9 months - Adults	3,602	5,367	67.1%	54.8%	51.2%	50.1%
% of FP17s for Band 1 Urgent Courses	326	6,631	4.9%	7.0%	8.0%	9.1%
% of FP17s Relating to Free Repair or Replacements	112	6,631	1.7%	0.8%	0.8%	0.8%
% of FP17s Relating to Continuations	1	6,631	0.0%	1.6%	1.2%	1.2%
% of Patients satisfied with the dentistry they have received	11	11	100.0%	92.3%	92.7%	92.8%
% of Patients satisfied with the time they had to wait for an appointment	10	11	90.9%	88.0%	89.1%	88.7%

* This is based on patients treated on this contract for their most recent course of treatment. Figures in italics indicate the base number of FP17s or Patient Questionnaire responses are less than 100. N/A is shown where the base number of responses is less than 10 during the period. % is calculated as Quantity/Base number*100

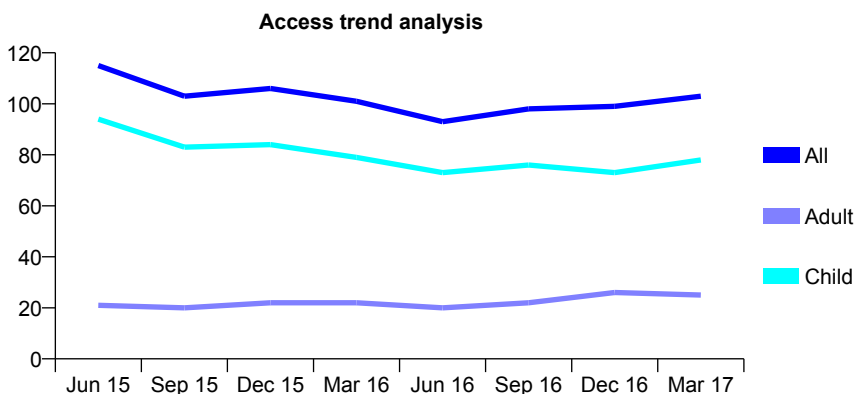
Q55 - Vital Signs At a Glance Contract Report for 169544/0001 - March 2017

Name or company name	STEEPLE GRANGE SMILES LTD.,
Contract type name	GDS Contract
Purpose of contract	General and Orthodontic
Contract start date	15/08/2008
Contract end date	

16/17 Contracted general activity (UDA)	153
Carry forward general activity (UDA)	-3
16/17 Contracted orthodontic activity (UOA)	999
Carry forward orthodontic activity (UOA)	-14
Baseline contract value	£67,325.61

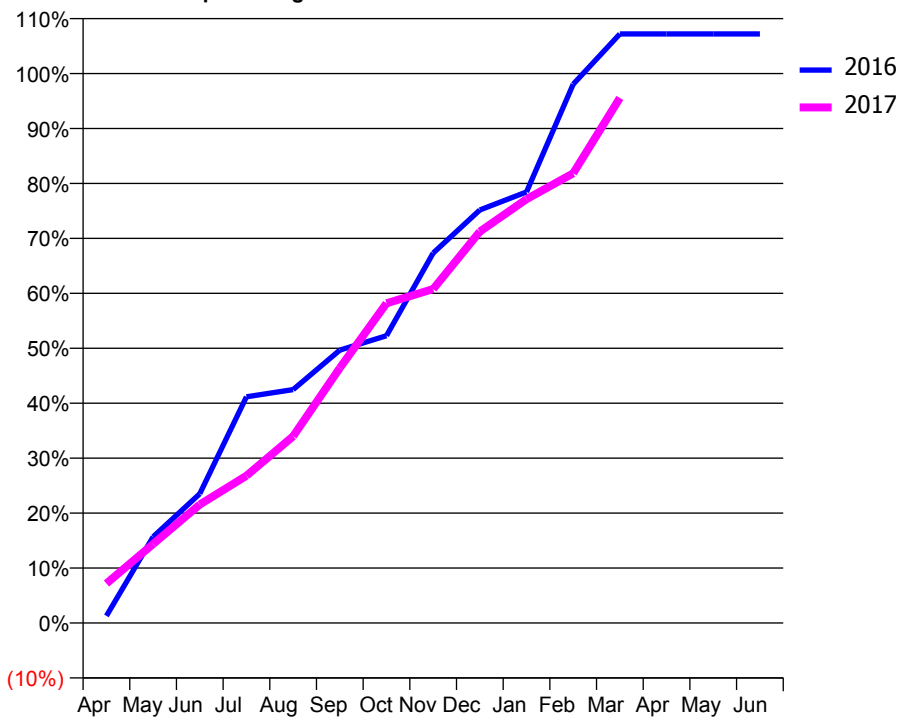
ACCESS*

Patients seen in 24 months	Total	Change since previous quarter
Quarter ending March 2016	101	
Quarter ending June 2016	93	↓
Quarter ending September 2016	98	↑
Quarter ending December 2016	99	→
Quarter ending March 2017	103	↑
Variance since March 2016	2.0%	→



ACTIVITY

Cumulative percentage of contracted UDA delivered 2016 & 2017



Month	Adjusted Scheduled Activity (UDA)	
	2016	2017
April	2	11
May	24	22
June	36	33
July	63	41
August	65	52
September	76	71
October	80	89
November	103	93
December	115	109
January	120	118
February	150	125
March	164	146
April	164	
May	164	
June	164	

QUALITY

	Quantity	Base Number	Contract	AT	Region	England
% of FP17s for the same patient ID Re-attending within 3 months - Children	5	172	2.9%	10.9%	12.0%	12.3%
% of FP17s for the same patient ID Re-attending within 3 months - Adults	1	20	5.0%	15.2%	16.0%	16.7%
% of FP17s for the same patient ID Re-attending between 3 & 9 months - Children	69	172	40.1%	61.3%	58.8%	57.6%
% of FP17s for the same patient ID Re-attending between 3 & 9 months - Adults	6	20	30.0%	54.8%	51.2%	50.1%
% of FP17s for Band 1 Urgent Courses	1	106	0.9%	7.0%	8.0%	9.1%
% of FP17s Relating to Free Repair or Replacements	0	106	0.0%	0.8%	0.8%	0.8%
% of FP17s Relating to Continuations	0	106	0.0%	1.6%	1.2%	1.2%
% of Patients satisfied with the dentistry they have received	0	0	N/A	92.3%	92.7%	92.8%
% of Patients satisfied with the time they had to wait for an appointment	0	0	N/A	88.0%	89.1%	88.7%

* This is based on patients treated on this contract for their most recent course of treatment. Figures in italics indicate the base number of FP17s or Patient Questionnaire responses are less than 100. N/A is shown where the base number of responses is less than 10 during the period. % is calculated as Quantity/Base number*100

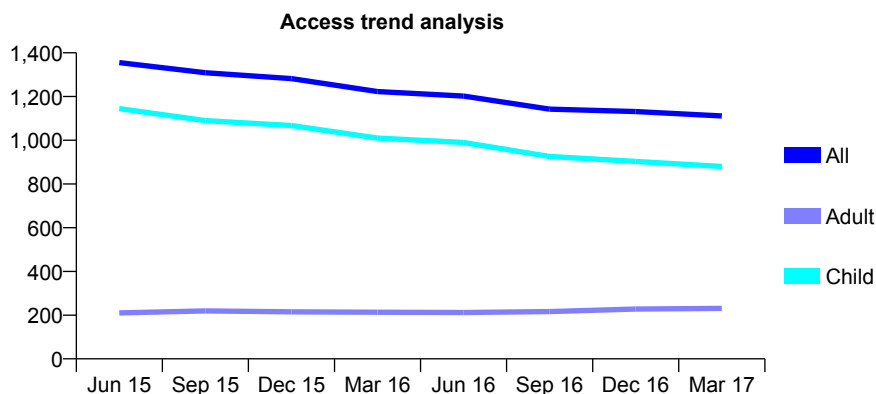
Q55 - Vital Signs At a Glance Contract Report for 170100/0001 - March 2017

Name or company name	Rooprai & Aulak
Contract type name	GDS Contract
Purpose of contract	General
Contract start date	01/04/2009
Contract end date	

16/17 Contracted general activity (UDA)	3,129
Carry forward general activity (UDA)	0
16/17 Contracted orthodontic activity (UOA)	0
Carry forward orthodontic activity (UOA)	0
Baseline contract value	£67,460.06

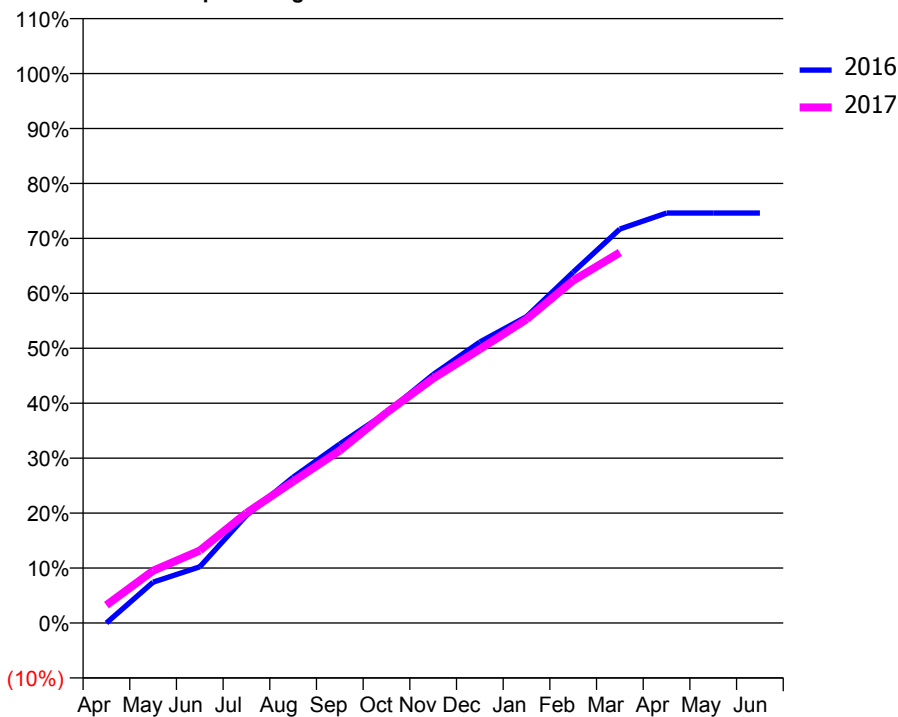
ACCESS*

Patients seen in 24 months	Total	Change since previous quarter
Quarter ending March 2016	1,223	
Quarter ending June 2016	1,202	↓
Quarter ending September 2016	1,142	↓
Quarter ending December 2016	1,131	→
Quarter ending March 2017	1,111	↓
Variance since March 2016	(9.2%)	↓



ACTIVITY

Cumulative percentage of contracted UDA delivered 2016 & 2017



Month	Adjusted Scheduled Activity (UDA)	
	2016	2017
April	0	102
May	233	298
June	320	413
July	613	627
August	830	806
September	1,019	982
October	1,198	1,198
November	1,415	1,393
December	1,600	1,559
January	1,744	1,729
February	1,998	1,950
March	2,243	2,110
April	2,334	
May	2,334	
June	2,334	

QUALITY

	Quantity	Base Number	Contract	AT	Region	England
% of FP17s for the same patient ID Re-attending within 3 months - Children	64	1,460	4.4%	10.9%	12.0%	12.3%
% of FP17s for the same patient ID Re-attending within 3 months - Adults	10	182	5.5%	15.2%	16.0%	16.7%
% of FP17s for the same patient ID Re-attending between 3 & 9 months - Children	1,029	1,460	70.5%	61.3%	58.8%	57.6%
% of FP17s for the same patient ID Re-attending between 3 & 9 months - Adults	122	182	67.0%	54.8%	51.2%	50.1%
% of FP17s for Band 1 Urgent Courses	0	1,575	0.0%	7.0%	8.0%	9.1%
% of FP17s Relating to Free Repair or Replacements	0	1,575	0.0%	0.8%	0.8%	0.8%
% of FP17s Relating to Continuations	0	1,575	0.0%	1.6%	1.2%	1.2%
% of Patients satisfied with the dentistry they have received	0	0	N/A	92.3%	92.7%	92.8%
% of Patients satisfied with the time they had to wait for an appointment	0	0	N/A	88.0%	89.1%	88.7%

* This is based on patients treated on this contract for their most recent course of treatment. Figures in italics indicate the base number of FP17s or Patient Questionnaire responses are less than 100. N/A is shown where the base number of responses is less than 10 during the period. % is calculated as Quantity/Base number*100

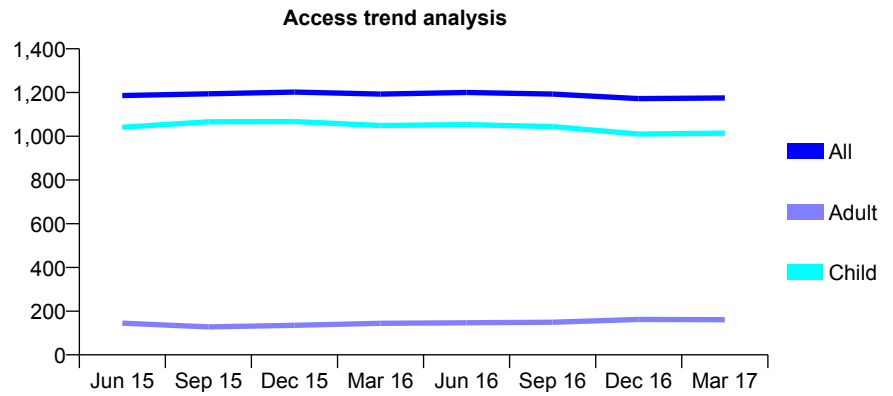
Q55 - Vital Signs At a Glance Contract Report for 171115/0001 - March 2017

Name or company name	Titchfield Park Dental Clinic Limited
Contract type name	GDS Contract
Purpose of contract	General
Contract start date	01/04/2012
Contract end date	

16/17 Contracted general activity (UDA)	2,500
Carry forward general activity (UDA)	-49
16/17 Contracted orthodontic activity (UOA)	0
Carry forward orthodontic activity (UOA)	0
Baseline contract value	£55,340.80

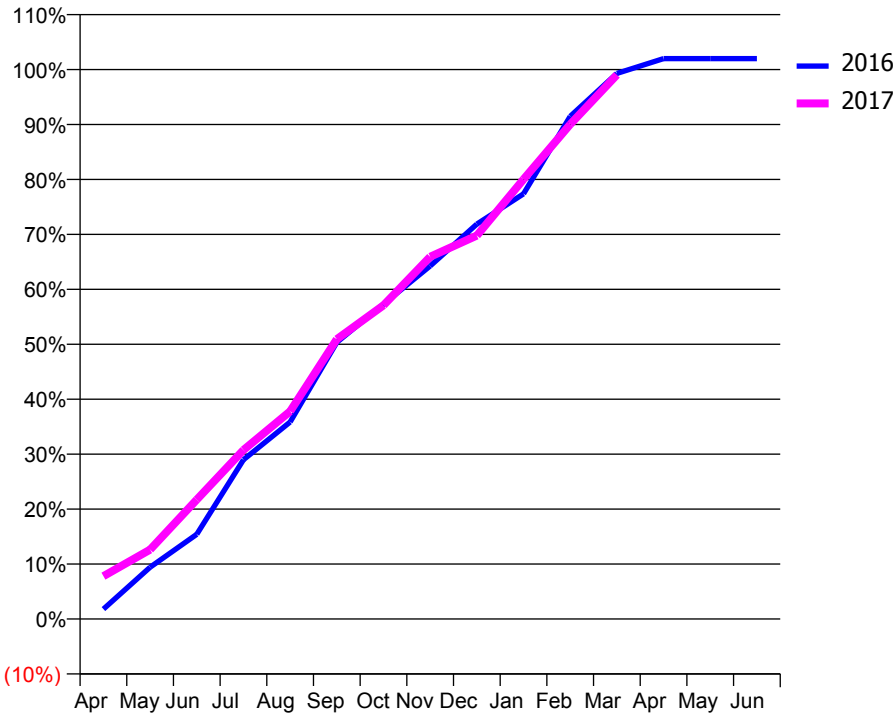
ACCESS*

Patients seen in 24 months	Total	Change since previous quarter
Quarter ending March 2016	1,193	
Quarter ending June 2016	1,200	→
Quarter ending September 2016	1,193	→
Quarter ending December 2016	1,172	↓
Quarter ending March 2017	1,175	→
Variance since March 2016	(1.5%)	↓



ACTIVITY

Cumulative percentage of contracted UDA delivered 2016 & 2017



Month	Adjusted Scheduled Activity (UDA)	
	2016	2017
April	45	195
May	235	316
June	386	543
July	725	769
August	897	945
September	1,258	1,273
October	1,433	1,427
November	1,606	1,648
December	1,797	1,745
January	1,935	2,001
February	2,287	2,250
March	2,482	2,475
April	2,549	
May	2,549	
June	2,549	

QUALITY

	Quantity	Base Number	Contract	AT	Region	England
% of FP17s for the same patient ID Re-attending within 3 months - Children	98	1,794	5.5%	10.9%	12.0%	12.3%
% of FP17s for the same patient ID Re-attending within 3 months - Adults	4	79	5.1%	15.2%	16.0%	16.7%
% of FP17s for the same patient ID Re-attending between 3 & 9 months - Children	1,368	1,794	76.3%	61.3%	58.8%	57.6%
% of FP17s for the same patient ID Re-attending between 3 & 9 months - Adults	59	79	74.7%	54.8%	51.2%	50.1%
% of FP17s for Band 1 Urgent Courses	57	1,828	3.1%	7.0%	8.0%	9.1%
% of FP17s Relating to Free Repair or Replacements	0	1,828	0.0%	0.8%	0.8%	0.8%
% of FP17s Relating to Continuations	0	1,828	0.0%	1.6%	1.2%	1.2%
% of Patients satisfied with the dentistry they have received	0	0	N/A	92.3%	92.7%	92.8%
% of Patients satisfied with the time they had to wait for an appointment	0	0	N/A	88.0%	89.1%	88.7%

* This is based on patients treated on this contract for their most recent course of treatment. Figures in italics indicate the base number of FP17s or Patient Questionnaire responses are less than 100. N/A is shown where the base number of responses is less than 10 during the period. % is calculated as Quantity/Base number*100

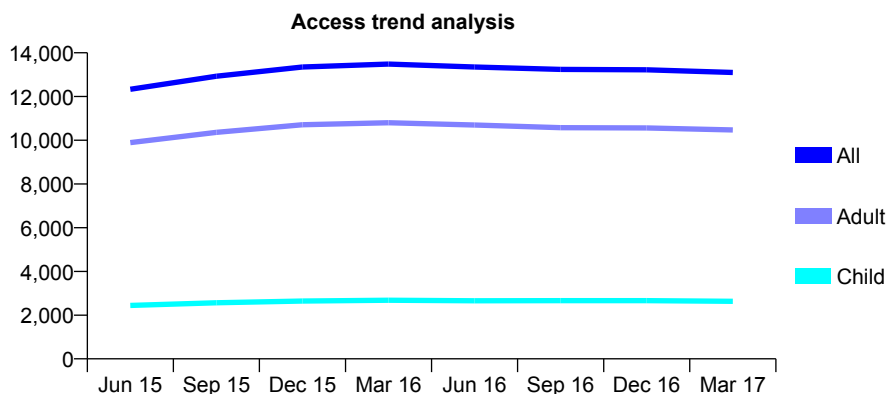
Q55 - Vital Signs At a Glance Contract Report for 171824/0001 - March 2017

Name or company name	Ripley Family Dental Centre
Contract type name	GDS Contract
Purpose of contract	General
Contract start date	01/03/2014
Contract end date	

16/17 Contracted general activity (UDA)	40,156
Carry forward general activity (UDA)	-785
16/17 Contracted orthodontic activity (UOA)	0
Carry forward orthodontic activity (UOA)	0
Baseline contract value	£831,771.21

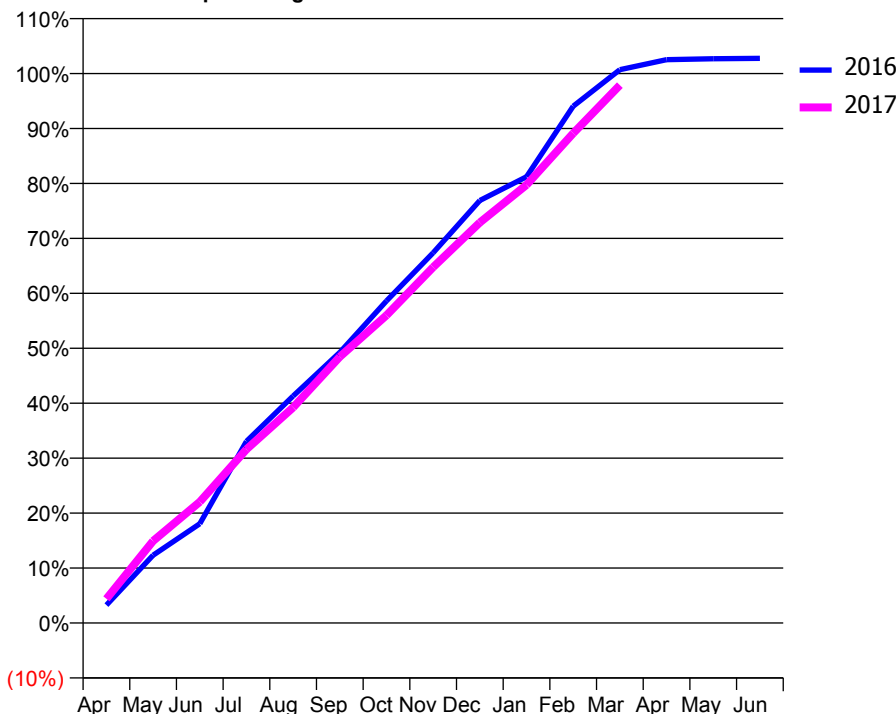
ACCESS*

Patients seen in 24 months	Total	Change since previous quarter
Quarter ending March 2016	13,486	
Quarter ending June 2016	13,353	→
Quarter ending September 2016	13,242	→
Quarter ending December 2016	13,225	→
Quarter ending March 2017	13,102	→
Variance since March 2016	(2.8%)	↓



ACTIVITY

Cumulative percentage of contracted UDA delivered 2016 & 2017



Month	Adjusted Scheduled Activity (UDA)	
	2016	2017
April	1,278	1,772
May	4,839	6,001
June	7,089	8,848
July	12,975	12,695
August	16,215	15,749
September	19,325	19,450
October	23,001	22,487
November	26,442	26,002
December	30,175	29,272
January	31,866	32,015
February	36,907	35,791
March	39,513	39,310
April	40,226	
May	40,296	
June	40,322	

QUALITY

	Quantity	Base Number	Contract	AT	Region	England
% of FP17s for the same patient ID Re-attending within 3 months - Children	289	3,904	7.4%	10.9%	12.0%	12.3%
% of FP17s for the same patient ID Re-attending within 3 months - Adults	2,364	15,803	15.0%	15.2%	16.0%	16.7%
% of FP17s for the same patient ID Re-attending between 3 & 9 months - Children	2,323	3,904	59.5%	61.3%	58.8%	57.6%
% of FP17s for the same patient ID Re-attending between 3 & 9 months - Adults	9,865	15,803	62.4%	54.8%	51.2%	50.1%
% of FP17s for Band 1 Urgent Courses	994	19,349	5.1%	7.0%	8.0%	9.1%
% of FP17s Relating to Free Repair or Replacements	482	19,349	2.5%	0.8%	0.8%	0.8%
% of FP17s Relating to Continuations	324	19,349	1.7%	1.6%	1.2%	1.2%
% of Patients satisfied with the dentistry they have received	24	26	92.3%	92.3%	92.7%	92.8%
% of Patients satisfied with the time they had to wait for an appointment	16	26	61.5%	88.0%	89.1%	88.7%

* This is based on patients treated on this contract for their most recent course of treatment. Figures in italics indicate the base number of FP17s or Patient Questionnaire responses are less than 100. N/A is shown where the base number of responses is less than 10 during the period. % is calculated as Quantity/Base number*100

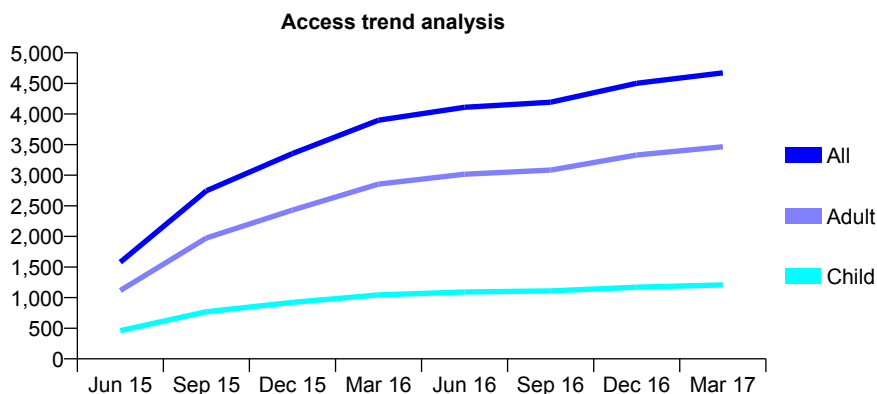
Q55 - Vital Signs At a Glance Contract Report for 172979/0004 - March 2017

Name or company name	DM and LJ Jordan Limited
Contract type name	GDS Contract
Purpose of contract	General
Contract start date	01/01/2015
Contract end date	

16/17 Contracted general activity (UDA)	13,400
Carry forward general activity (UDA)	-135
16/17 Contracted orthodontic activity (UOA)	0
Carry forward orthodontic activity (UOA)	0
Baseline contract value	£408,197.52

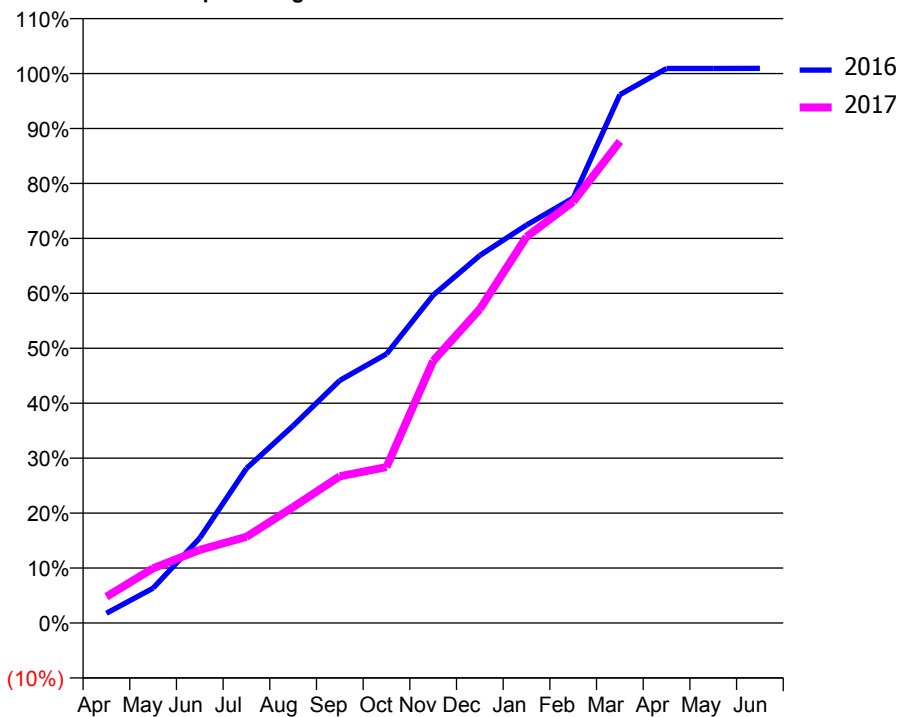
ACCESS*

Patients seen in 24 months	Total	Change since previous quarter
Quarter ending March 2016	3,899	
Quarter ending June 2016	4,109	↑
Quarter ending September 2016	4,192	↑
Quarter ending December 2016	4,503	↑
Quarter ending March 2017	4,672	↑
Variance since March 2016	19.8%	↑



ACTIVITY

Cumulative percentage of contracted UDA delivered 2016 & 2017



Month	Adjusted Scheduled Activity (UDA)	
	2016	2017
April	240	642
May	851	1,335
June	2,073	1,785
July	3,772	2,104
August	4,811	2,826
September	5,918	3,578
October	6,561	3,804
November	7,994	6,391
December	8,965	7,657
January	9,704	9,418
February	10,364	10,275
March	12,885	11,744
April	13,523	
May	13,524	
June	13,527	

QUALITY

	Quantity	Base Number	Contract	AT	Region	England
% of FP17s for the same patient ID Re-attending within 3 months - Children	101	1,458	6.9%	10.9%	12.0%	12.3%
% of FP17s for the same patient ID Re-attending within 3 months - Adults	558	4,053	13.8%	15.2%	16.0%	16.7%
% of FP17s for the same patient ID Re-attending between 3 & 9 months - Children	750	1,458	51.4%	61.3%	58.8%	57.6%
% of FP17s for the same patient ID Re-attending between 3 & 9 months - Adults	1,952	4,053	48.2%	54.8%	51.2%	50.1%
% of FP17s for Band 1 Urgent Courses	272	5,190	5.2%	7.0%	8.0%	9.1%
% of FP17s Relating to Free Repair or Replacements	32	5,190	0.6%	0.8%	0.8%	0.8%
% of FP17s Relating to Continuations	89	5,190	1.7%	1.6%	1.2%	1.2%
% of Patients satisfied with the dentistry they have received	12	12	100.0%	92.3%	92.7%	92.8%
% of Patients satisfied with the time they had to wait for an appointment	10	12	83.3%	88.0%	89.1%	88.7%

* This is based on patients treated on this contract for their most recent course of treatment. Figures in italics indicate the base number of FP17s or Patient Questionnaire responses are less than 100. N/A is shown where the base number of responses is less than 10 during the period. % is calculated as Quantity/Base number*100

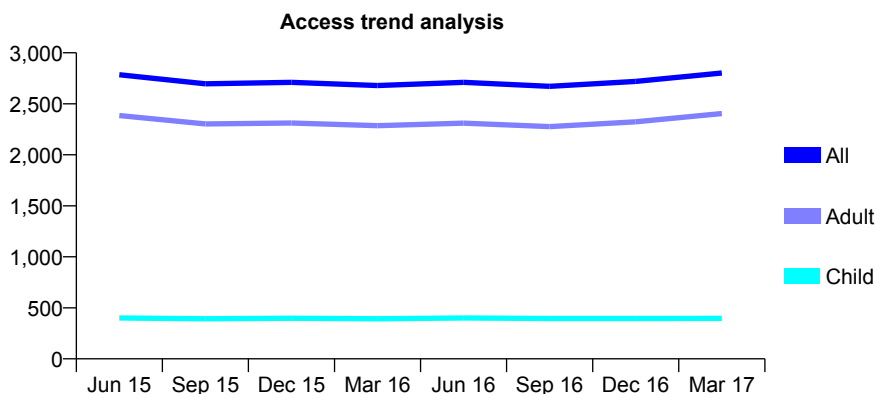
Q55 - Vital Signs At a Glance Contract Report for 173002/0001 - March 2017

Name or company name	City Dental Practice
Contract type name	GDS Contract
Purpose of contract	General
Contract start date	01/10/2011
Contract end date	

16/17 Contracted general activity (UDA)	9,286
Carry forward general activity (UDA)	296
16/17 Contracted orthodontic activity (UOA)	0
Carry forward orthodontic activity (UOA)	0
Baseline contract value	£215,561.67

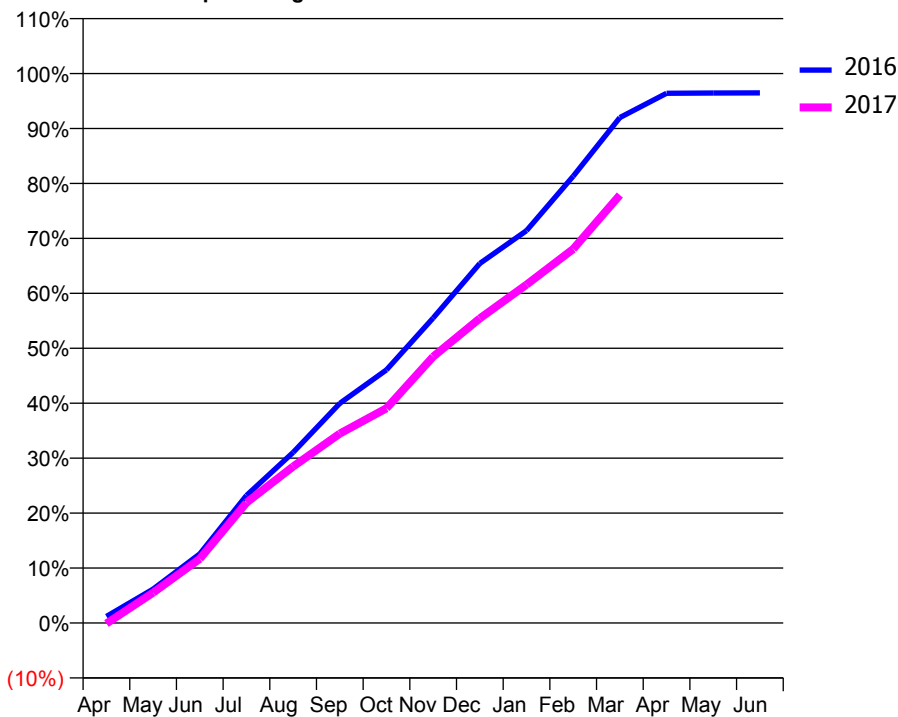
ACCESS*

Patients seen in 24 months	Total	Change since previous quarter
Quarter ending March 2016	2,679	
Quarter ending June 2016	2,710	→
Quarter ending September 2016	2,671	↓
Quarter ending December 2016	2,719	→
Quarter ending March 2017	2,802	↑
Variance since March 2016	4.6%	↑



ACTIVITY

Cumulative percentage of contracted UDA delivered 2016 & 2017



Month	Adjusted Scheduled Activity (UDA)	
	2016	2017
April	100	-11
May	519	513
June	1,057	1,085
July	1,949	2,034
August	2,608	2,644
September	3,358	3,200
October	3,871	3,629
November	4,663	4,501
December	5,497	5,147
January	5,998	5,718
February	6,829	6,319
March	7,727	7,232
April	8,097	
May	8,101	
June	8,104	

QUALITY

	Quantity	Base Number	Contract	AT	Region	England
% of FP17s for the same patient ID Re-attending within 3 months - Children	42	571	7.4%	10.9%	12.0%	12.3%
% of FP17s for the same patient ID Re-attending within 3 months - Adults	599	3,308	18.1%	15.2%	16.0%	16.7%
% of FP17s for the same patient ID Re-attending between 3 & 9 months - Children	313	571	54.8%	61.3%	58.8%	57.6%
% of FP17s for the same patient ID Re-attending between 3 & 9 months - Adults	1,512	3,308	45.7%	54.8%	51.2%	50.1%
% of FP17s for Band 1 Urgent Courses	335	3,717	9.0%	7.0%	8.0%	9.1%
% of FP17s Relating to Free Repair or Replacements	15	3,717	0.4%	0.8%	0.8%	0.8%
% of FP17s Relating to Continuations	62	3,717	1.7%	1.6%	1.2%	1.2%
% of Patients satisfied with the dentistry they have received	3	3	N/A	92.3%	92.7%	92.8%
% of Patients satisfied with the time they had to wait for an appointment	3	3	N/A	88.0%	89.1%	88.7%

* This is based on patients treated on this contract for their most recent course of treatment. Figures in italics indicate the base number of FP17s or Patient Questionnaire responses are less than 100. N/A is shown where the base number of responses is less than 10 during the period. % is calculated as Quantity/Base number*100

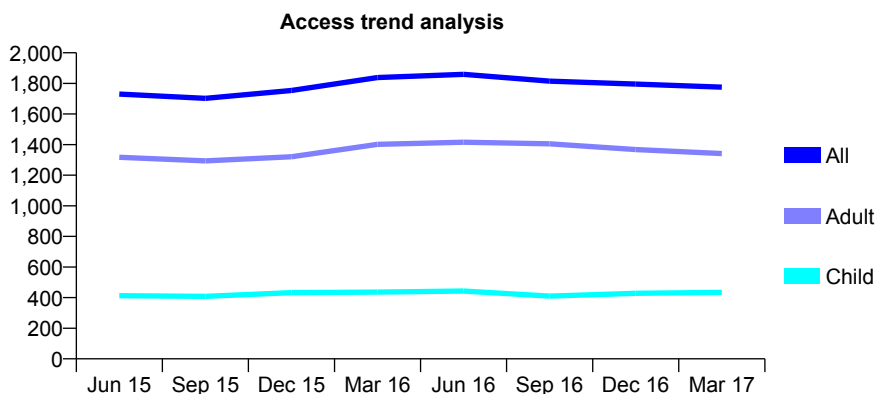
Q55 - Vital Signs At a Glance Contract Report for 173630/0001 - March 2017

Name or company name	Wollaton Dental Practice
Contract type name	GDS Contract
Purpose of contract	General
Contract start date	07/09/2010
Contract end date	

16/17 Contracted general activity (UDA)	5,531
Carry forward general activity (UDA)	-31
16/17 Contracted orthodontic activity (UOA)	0
Carry forward orthodontic activity (UOA)	0
Baseline contract value	£124,504.30

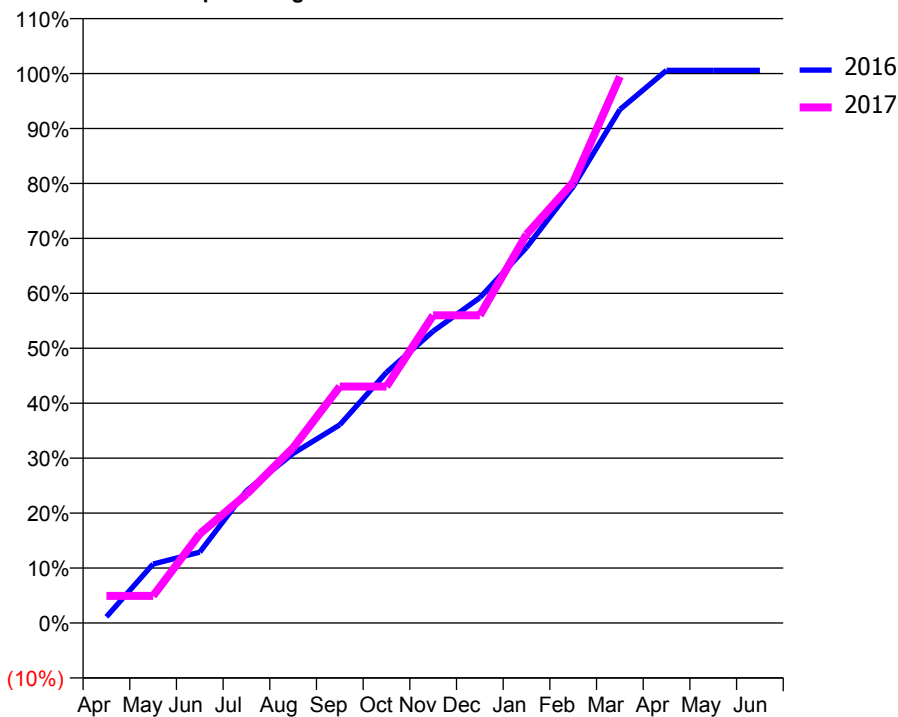
ACCESS*

Patients seen in 24 months	Total	Change since previous quarter
Quarter ending March 2016	1,838	
Quarter ending June 2016	1,859	→
Quarter ending September 2016	1,815	↓
Quarter ending December 2016	1,796	↓
Quarter ending March 2017	1,776	↓
Variance since March 2016	(3.4%)	↓



ACTIVITY

Cumulative percentage of contracted UDA delivered 2016 & 2017



Month	Adjusted Scheduled Activity (UDA)	
	2016	2017
April	62	273
May	594	273
June	714	897
July	1,331	1,296
August	1,707	1,764
September	1,995	2,380
October	2,523	2,380
November	2,937	3,097
December	3,275	3,097
January	3,781	3,911
February	4,392	4,436
March	5,169	5,499
April	5,562	
May	5,562	
June	5,562	

QUALITY

	Quantity	Base Number	Contract	AT	Region	England
% of FP17s for the same patient ID Re-attending within 3 months - Children	93	784	11.9%	10.9%	12.0%	12.3%
% of FP17s for the same patient ID Re-attending within 3 months - Adults	508	2,060	24.7%	15.2%	16.0%	16.7%
% of FP17s for the same patient ID Re-attending between 3 & 9 months - Children	494	784	63.0%	61.3%	58.8%	57.6%
% of FP17s for the same patient ID Re-attending between 3 & 9 months - Adults	983	2,060	47.7%	54.8%	51.2%	50.1%
% of FP17s for Band 1 Urgent Courses	292	2,631	11.1%	7.0%	8.0%	9.1%
% of FP17s Relating to Free Repair or Replacements	11	2,631	0.4%	0.8%	0.8%	0.8%
% of FP17s Relating to Continuations	34	2,631	1.3%	1.6%	1.2%	1.2%
% of Patients satisfied with the dentistry they have received	3	3	N/A	92.3%	92.7%	92.8%
% of Patients satisfied with the time they had to wait for an appointment	3	3	N/A	88.0%	89.1%	88.7%

* This is based on patients treated on this contract for their most recent course of treatment. Figures in italics indicate the base number of FP17s or Patient Questionnaire responses are less than 100. N/A is shown where the base number of responses is less than 10 during the period. % is calculated as Quantity/Base number*100

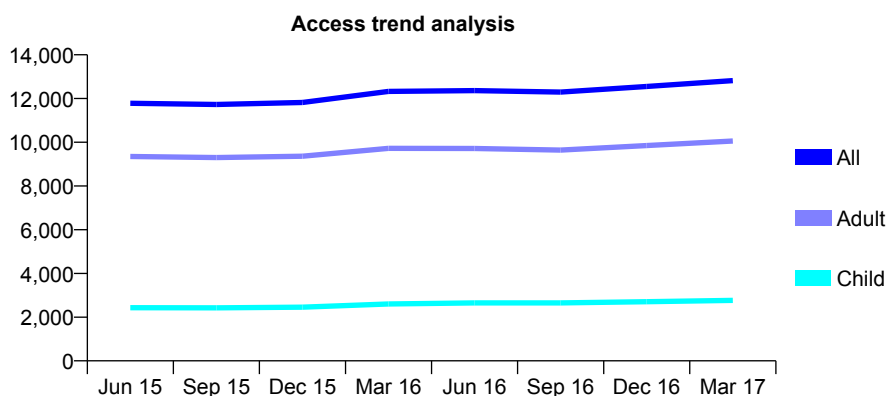
Q55 - Vital Signs At a Glance Contract Report for 174742/0001 - March 2017

Name or company name	Portland Road Family Dental Centre
Contract type name	GDS Contract
Purpose of contract	General
Contract start date	01/01/2009
Contract end date	

16/17 Contracted general activity (UDA)	38,609
Carry forward general activity (UDA)	1,066
16/17 Contracted orthodontic activity (UOA)	0
Carry forward orthodontic activity (UOA)	0
Baseline contract value	£898,570.47

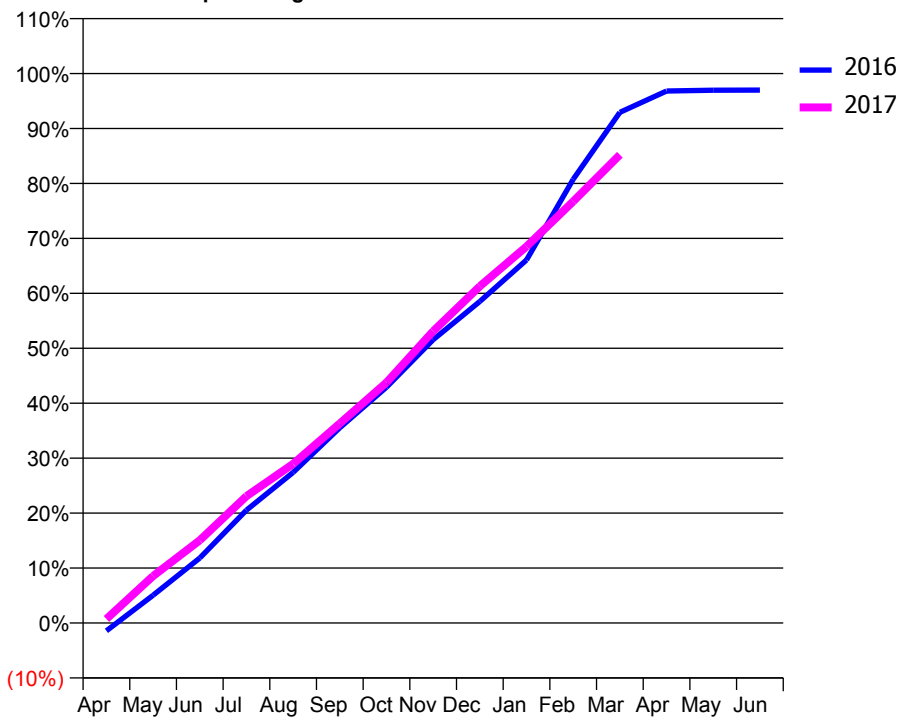
ACCESS*

Patients seen in 24 months	Total	Change since previous quarter
Quarter ending March 2016	12,326	
Quarter ending June 2016	12,364	→
Quarter ending September 2016	12,295	→
Quarter ending December 2016	12,551	↑
Quarter ending March 2017	12,822	↑
Variance since March 2016	4.0%	↑



ACTIVITY

Cumulative percentage of contracted UDA delivered 2016 & 2017



Month	Adjusted Scheduled Activity (UDA)	
	2016	2017
April	-507	290
May	1,788	3,299
June	4,180	5,817
July	7,255	8,912
August	9,681	11,179
September	12,550	14,024
October	15,152	16,902
November	18,207	20,503
December	20,663	23,658
January	23,327	26,457
February	28,512	29,622
March	32,821	32,900
April	34,188	
May	34,240	
June	34,248	

QUALITY

	Quantity	Base Number	Contract	AT	Region	England
% of FP17s for the same patient ID Re-attending within 3 months - Children	157	3,910	4.0%	10.9%	12.0%	12.3%
% of FP17s for the same patient ID Re-attending within 3 months - Adults	1,384	13,843	10.0%	15.2%	16.0%	16.7%
% of FP17s for the same patient ID Re-attending between 3 & 9 months - Children	2,282	3,910	58.4%	61.3%	58.8%	57.6%
% of FP17s for the same patient ID Re-attending between 3 & 9 months - Adults	7,667	13,843	55.4%	54.8%	51.2%	50.1%
% of FP17s for Band 1 Urgent Courses	321	17,118	1.9%	7.0%	8.0%	9.1%
% of FP17s Relating to Free Repair or Replacements	64	17,118	0.4%	0.8%	0.8%	0.8%
% of FP17s Relating to Continuations	421	17,118	2.5%	1.6%	1.2%	1.2%
% of Patients satisfied with the dentistry they have received	22	23	95.7%	92.3%	92.7%	92.8%
% of Patients satisfied with the time they had to wait for an appointment	21	23	91.3%	88.0%	89.1%	88.7%

* This is based on patients treated on this contract for their most recent course of treatment. Figures in italics indicate the base number of FP17s or Patient Questionnaire responses are less than 100. N/A is shown where the base number of responses is less than 10 during the period. % is calculated as Quantity/Base number*100

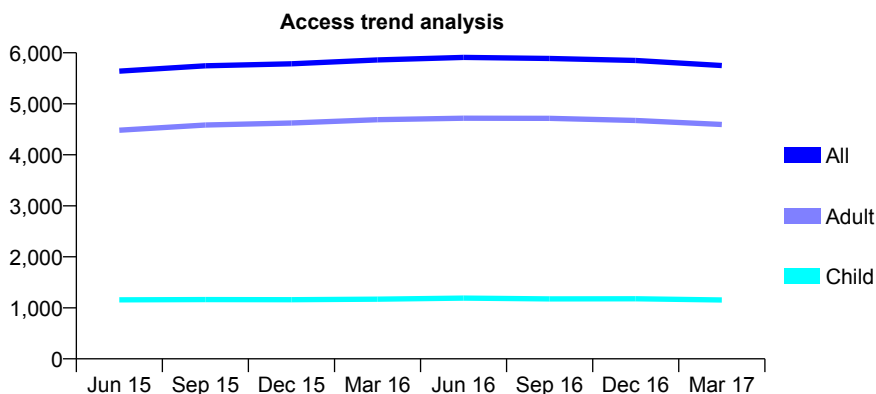
Q55 - Vital Signs At a Glance Contract Report for 176761/0001 - March 2017

Name or company name	The Smile Centre
Contract type name	Pilot Contract
Purpose of contract	General
Contract start date	01/04/2006
Contract end date	

16/17 Contracted general activity (UDA)	17,829
Carry forward general activity (UDA)	0
16/17 Contracted orthodontic activity (UOA)	0
Carry forward orthodontic activity (UOA)	0
Baseline contract value	£519,787.91

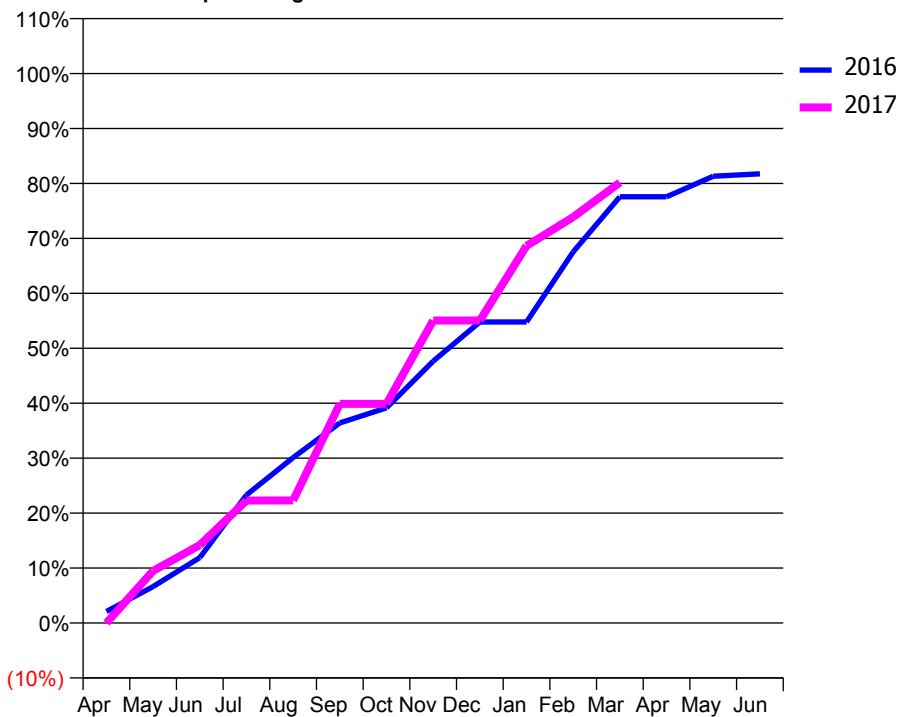
ACCESS*

Patients seen in 24 months	Total	Change since previous quarter
Quarter ending March 2016	5,859	
Quarter ending June 2016	5,910	→
Quarter ending September 2016	5,889	→
Quarter ending December 2016	5,850	→
Quarter ending March 2017	5,750	↓
Variance since March 2016	(1.9%)	↓



ACTIVITY

Cumulative percentage of contracted UDA delivered 2016 & 2017



Month	Adjusted Scheduled Activity (UDA)	
	2016	2017
April	374	0
May	1,185	1,695
June	2,120	2,528
July	4,157	3,975
August	5,366	3,978
September	6,493	7,109
October	6,982	7,109
November	8,495	9,815
December	9,768	9,815
January	9,768	12,236
February	12,044	13,171
March	13,832	14,294
April	13,832	
May	14,498	
June	14,576	

QUALITY

	Quantity	Base Number	Contract	AT	Region	England
% of FP17s for the same patient ID Re-attending within 3 months - Children	130	1,365	9.5%	10.9%	12.0%	12.3%
% of FP17s for the same patient ID Re-attending within 3 months - Adults	882	5,039	17.5%	15.2%	16.0%	16.7%
% of FP17s for the same patient ID Re-attending between 3 & 9 months - Children	460	1,365	33.7%	61.3%	58.8%	57.6%
% of FP17s for the same patient ID Re-attending between 3 & 9 months - Adults	1,511	5,039	30.0%	54.8%	51.2%	50.1%
% of FP17s for Band 1 Urgent Courses	382	6,087	6.3%	7.0%	8.0%	9.1%
% of FP17s Relating to Free Repair or Replacements	3	6,087	0.0%	0.8%	0.8%	0.8%
% of FP17s Relating to Continuations	264	6,087	4.3%	1.6%	1.2%	1.2%
% of Patients satisfied with the dentistry they have received	4	4	N/A	92.3%	92.7%	92.8%
% of Patients satisfied with the time they had to wait for an appointment	3	4	N/A	88.0%	89.1%	88.7%

* This is based on patients treated on this contract for their most recent course of treatment. Figures in italics indicate the base number of FP17s or Patient Questionnaire responses are less than 100. N/A is shown where the base number of responses is less than 10 during the period. % is calculated as Quantity/Base number*100

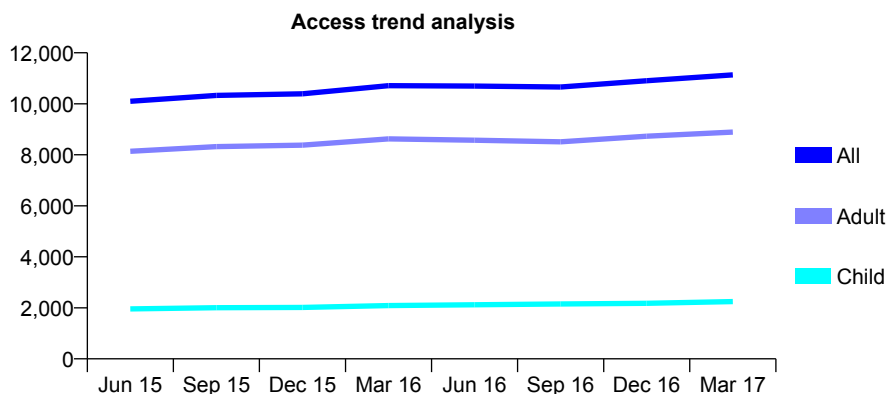
Q55 - Vital Signs At a Glance Contract Report for 177245/0001 - March 2017

Name or company name	Eastwood Dental Limited
Contract type name	GDS Contract
Purpose of contract	General
Contract start date	01/10/2011
Contract end date	

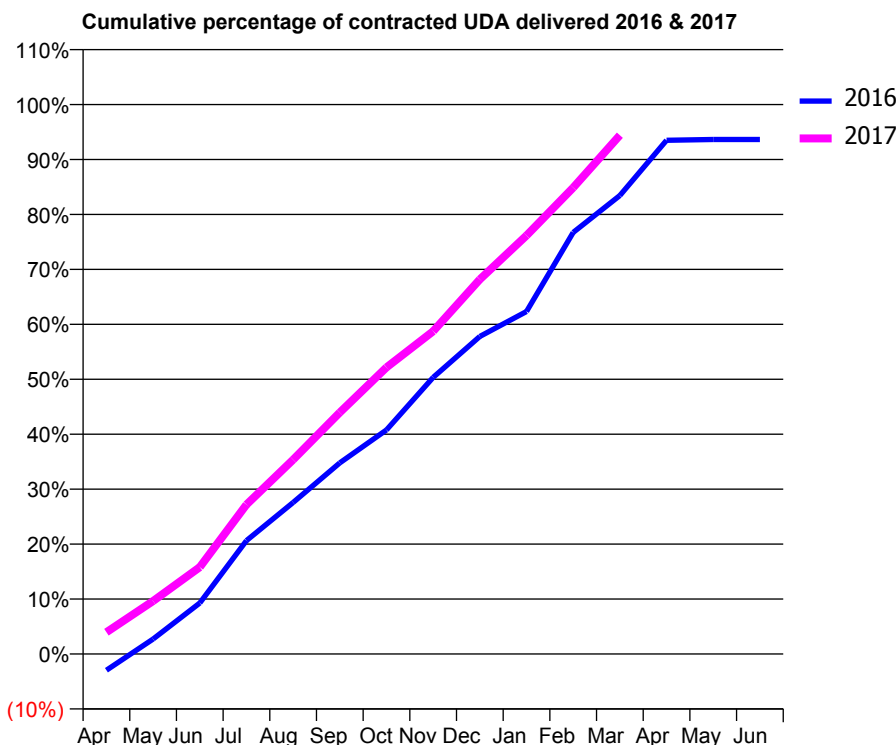
16/17 Contracted general activity (UDA)	35,814
Carry forward general activity (UDA)	0
16/17 Contracted orthodontic activity (UOA)	0
Carry forward orthodontic activity (UOA)	0
Baseline contract value	£951,800.38

ACCESS*

Patients seen in 24 months	Total	Change since previous quarter
Quarter ending March 2016	10,711	
Quarter ending June 2016	10,695	→
Quarter ending September 2016	10,658	→
Quarter ending December 2016	10,906	↑
Quarter ending March 2017	11,136	↑
Variance since March 2016	4.0%	↑



ACTIVITY



Month	Adjusted Scheduled Activity (UDA)	
	2016	2017
April	-1,062	1,419
May	978	3,454
June	3,327	5,659
July	7,394	9,735
August	9,882	12,669
September	12,458	15,747
October	14,604	18,678
November	18,026	21,036
December	20,696	24,419
January	22,324	27,276
February	27,479	30,397
March	29,886	33,811
April	33,483	
May	33,536	
June	33,537	

QUALITY

	Quantity	Base Number	Contract	AT	Region	England
% of FP17s for the same patient ID Re-attending within 3 months - Children	310	4,022	7.7%	10.9%	12.0%	12.3%
% of FP17s for the same patient ID Re-attending within 3 months - Adults	2,316	15,616	14.8%	15.2%	16.0%	16.7%
% of FP17s for the same patient ID Re-attending between 3 & 9 months - Children	2,693	4,022	67.0%	61.3%	58.8%	57.6%
% of FP17s for the same patient ID Re-attending between 3 & 9 months - Adults	10,088	15,616	64.6%	54.8%	51.2%	50.1%
% of FP17s for Band 1 Urgent Courses	699	17,907	3.9%	7.0%	8.0%	9.1%
% of FP17s Relating to Free Repair or Replacements	301	17,907	1.7%	0.8%	0.8%	0.8%
% of FP17s Relating to Continuations	522	17,907	2.9%	1.6%	1.2%	1.2%
% of Patients satisfied with the dentistry they have received	28	31	90.3%	92.3%	92.7%	92.8%
% of Patients satisfied with the time they had to wait for an appointment	29	31	93.5%	88.0%	89.1%	88.7%

* This is based on patients treated on this contract for their most recent course of treatment. Figures in italics indicate the base number of FP17s or Patient Questionnaire responses are less than 100. N/A is shown where the base number of responses is less than 10 during the period. % is calculated as Quantity/Base number*100

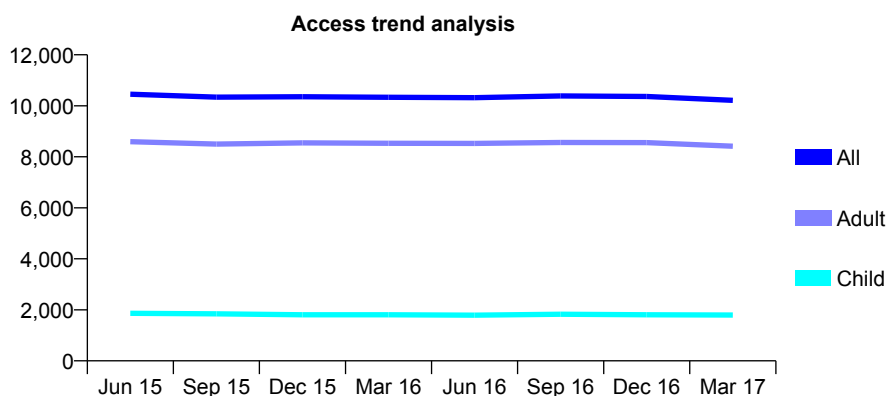
Q55 - Vital Signs At a Glance Contract Report for 178470/0001 - March 2017

Name or company name	Disa Dental Limited
Contract type name	GDS Contract
Purpose of contract	General
Contract start date	01/10/2007
Contract end date	

16/17 Contracted general activity (UDA)	27,203
Carry forward general activity (UDA)	-544
16/17 Contracted orthodontic activity (UOA)	0
Carry forward orthodontic activity (UOA)	0
Baseline contract value	£759,252.08

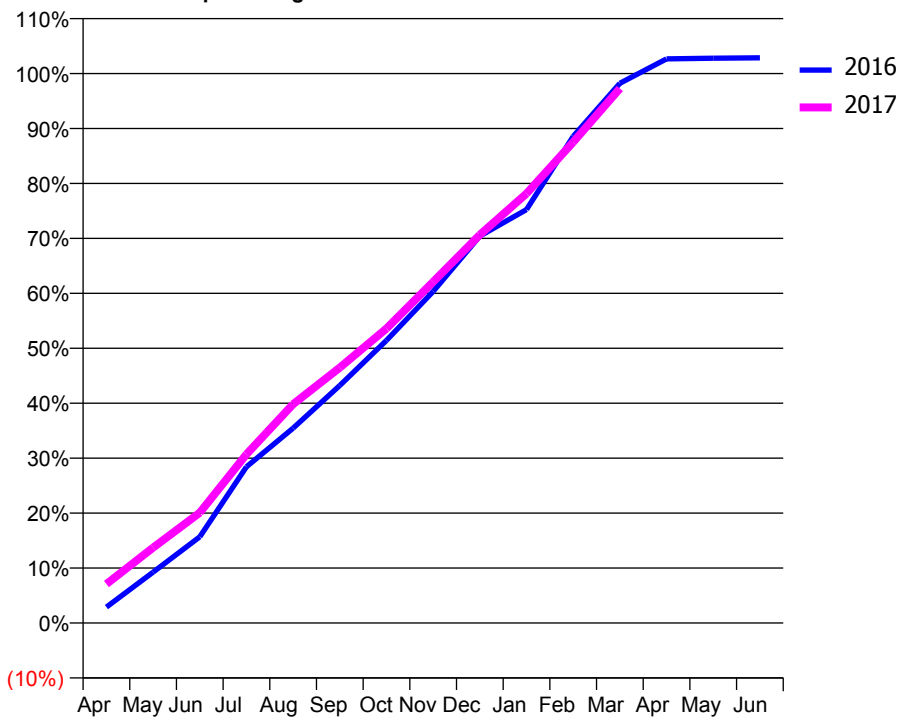
ACCESS*

Patients seen in 24 months	Total	Change since previous quarter
Quarter ending March 2016	10,335	
Quarter ending June 2016	10,317	→
Quarter ending September 2016	10,386	→
Quarter ending December 2016	10,364	→
Quarter ending March 2017	10,212	↓
Variance since March 2016	(1.2%)	↓



ACTIVITY

Cumulative percentage of contracted UDA delivered 2016 & 2017



Month	Adjusted Scheduled Activity (UDA)	
	2016	2017
April	786	1,929
May	2,518	3,735
June	4,265	5,461
July	7,732	8,356
August	9,651	10,839
September	11,760	12,646
October	13,989	14,578
November	16,412	16,891
December	19,154	19,222
January	20,470	21,258
February	24,090	23,806
March	26,721	26,464
April	27,925	
May	27,959	
June	27,979	

QUALITY

	Quantity	Base Number	Contract	AT	Region	England
% of FP17s for the same patient ID Re-attending within 3 months - Children	128	2,389	5.4%	10.9%	12.0%	12.3%
% of FP17s for the same patient ID Re-attending within 3 months - Adults	1,266	10,667	11.9%	15.2%	16.0%	16.7%
% of FP17s for the same patient ID Re-attending between 3 & 9 months - Children	1,105	2,389	46.3%	61.3%	58.8%	57.6%
% of FP17s for the same patient ID Re-attending between 3 & 9 months - Adults	5,312	10,667	49.8%	54.8%	51.2%	50.1%
% of FP17s for Band 1 Urgent Courses	800	12,440	6.4%	7.0%	8.0%	9.1%
% of FP17s Relating to Free Repair or Replacements	112	12,440	0.9%	0.8%	0.8%	0.8%
% of FP17s Relating to Continuations	246	12,440	2.0%	1.6%	1.2%	1.2%
% of Patients satisfied with the dentistry they have received	18	19	94.7%	92.3%	92.7%	92.8%
% of Patients satisfied with the time they had to wait for an appointment	16	19	84.2%	88.0%	89.1%	88.7%

* This is based on patients treated on this contract for their most recent course of treatment. Figures in italics indicate the base number of FP17s or Patient Questionnaire responses are less than 100. N/A is shown where the base number of responses is less than 10 during the period. % is calculated as Quantity/Base number*100

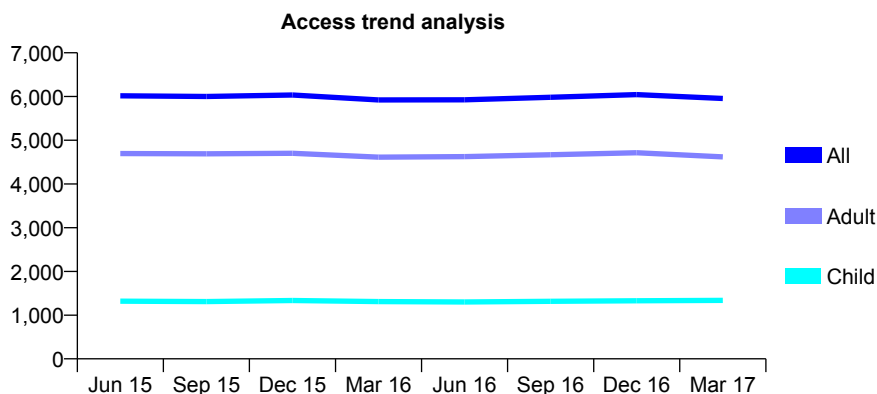
Q55 - Vital Signs At a Glance Contract Report for 178470/0002 - March 2017

Name or company name	Disa Dental Limited
Contract type name	GDS Contract
Purpose of contract	General
Contract start date	01/10/2007
Contract end date	

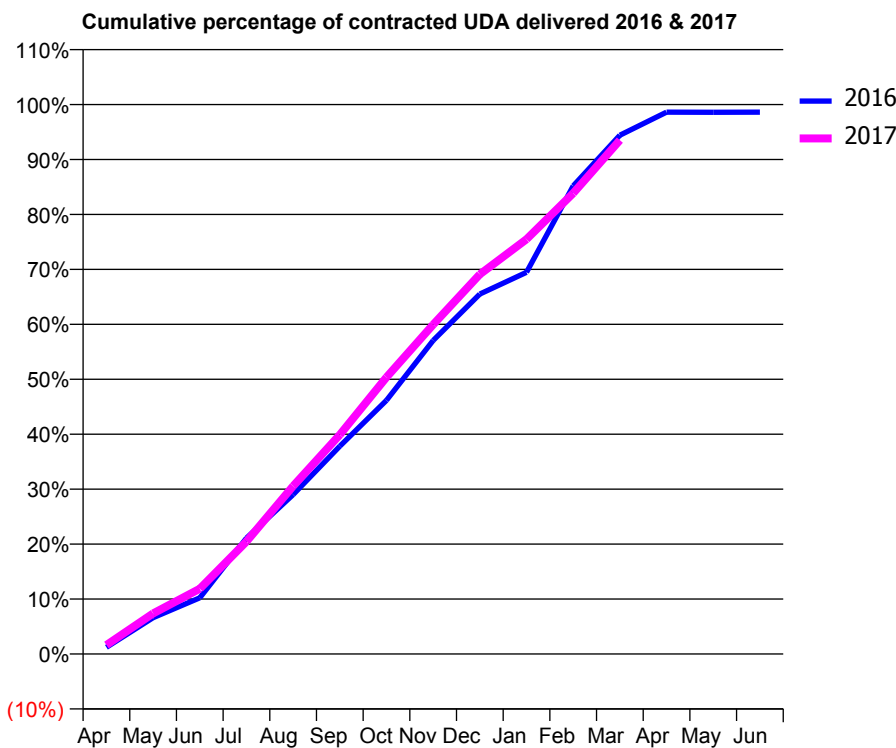
16/17 Contracted general activity (UDA)	16,815
Carry forward general activity (UDA)	233
16/17 Contracted orthodontic activity (UOA)	0
Carry forward orthodontic activity (UOA)	0
Baseline contract value	£517,270.96

ACCESS*

Patients seen in 24 months	Total	Change since previous quarter
Quarter ending March 2016	5,922	
Quarter ending June 2016	5,926	→
Quarter ending September 2016	5,984	→
Quarter ending December 2016	6,043	→
Quarter ending March 2017	5,956	↓
Variance since March 2016	0.6%	→



ACTIVITY



Month	Adjusted Scheduled Activity (UDA)	
	2016	2017
April	204	276
May	1,113	1,243
June	1,721	1,999
July	3,548	3,444
August	4,877	5,140
September	6,360	6,710
October	7,763	8,468
November	9,594	10,080
December	11,014	11,619
January	11,679	12,694
February	14,326	14,100
March	15,877	15,723
April	16,579	
May	16,576	
June	16,582	

QUALITY

	Quantity	Base Number	Contract	AT	Region	England
% of FP17s for the same patient ID Re-attending within 3 months - Children	157	1,795	8.7%	10.9%	12.0%	12.3%
% of FP17s for the same patient ID Re-attending within 3 months - Adults	1,039	6,250	16.6%	15.2%	16.0%	16.7%
% of FP17s for the same patient ID Re-attending between 3 & 9 months - Children	878	1,795	48.9%	61.3%	58.8%	57.6%
% of FP17s for the same patient ID Re-attending between 3 & 9 months - Adults	3,132	6,250	50.1%	54.8%	51.2%	50.1%
% of FP17s for Band 1 Urgent Courses	849	7,334	11.6%	7.0%	8.0%	9.1%
% of FP17s Relating to Free Repair or Replacements	40	7,334	0.5%	0.8%	0.8%	0.8%
% of FP17s Relating to Continuations	175	7,334	2.4%	1.6%	1.2%	1.2%
% of Patients satisfied with the dentistry they have received	8	11	72.7%	92.3%	92.7%	92.8%
% of Patients satisfied with the time they had to wait for an appointment	9	11	81.8%	88.0%	89.1%	88.7%

* This is based on patients treated on this contract for their most recent course of treatment. Figures in italics indicate the base number of FP17s or Patient Questionnaire responses are less than 100. N/A is shown where the base number of responses is less than 10 during the period. % is calculated as Quantity/Base number*100

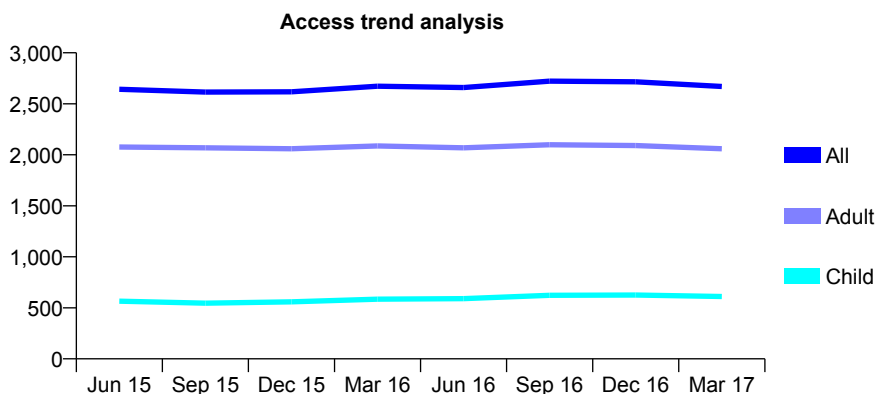
Q55 - Vital Signs At a Glance Contract Report for 178470/0003 - March 2017

Name or company name	Disa Dental Limited
Contract type name	GDS Contract
Purpose of contract	General
Contract start date	01/10/2007
Contract end date	

16/17 Contracted general activity (UDA)	8,140
Carry forward general activity (UDA)	-125
16/17 Contracted orthodontic activity (UOA)	0
Carry forward orthodontic activity (UOA)	0
Baseline contract value	£207,546.17

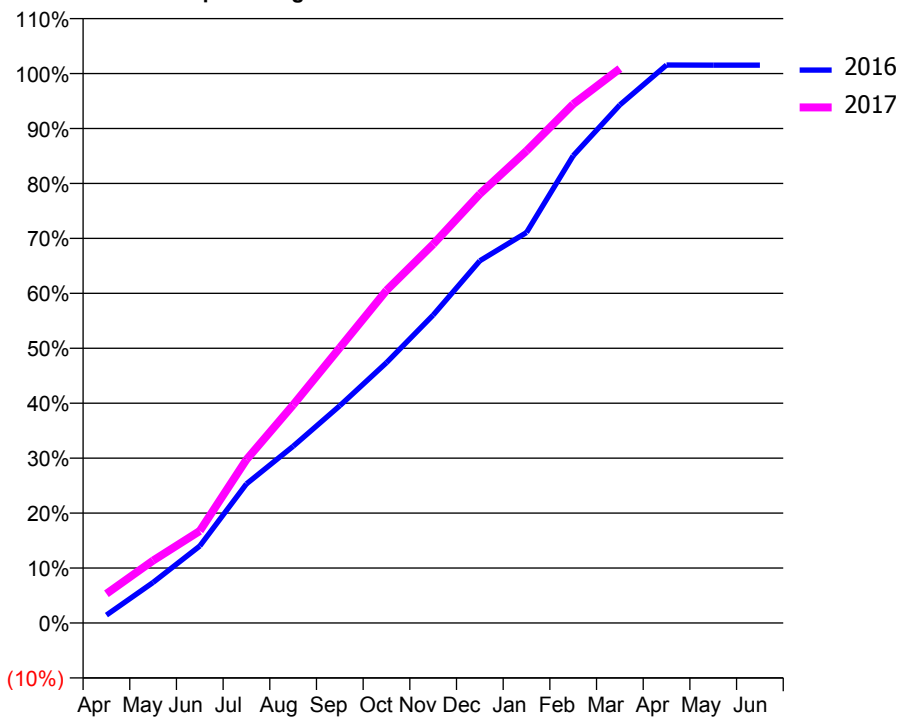
ACCESS*

Patients seen in 24 months	Total	Change since previous quarter
Quarter ending March 2016	2,672	
Quarter ending June 2016	2,659	→
Quarter ending September 2016	2,722	↑
Quarter ending December 2016	2,716	→
Quarter ending March 2017	2,670	↓
Variance since March 2016	(0.1%)	→



ACTIVITY

Cumulative percentage of contracted UDA delivered 2016 & 2017



Month	Adjusted Scheduled Activity (UDA)	
	2016	2017
April	118	434
May	602	926
June	1,142	1,363
July	2,062	2,420
August	2,618	3,230
September	3,219	4,078
October	3,856	4,928
November	4,562	5,610
December	5,365	6,355
January	5,784	6,994
February	6,922	7,688
March	7,676	8,213
April	8,266	
May	8,264	
June	8,265	

QUALITY

	Quantity	Base Number	Contract	AT	Region	England
% of FP17s for the same patient ID Re-attending within 3 months - Children	50	787	6.4%	10.9%	12.0%	12.3%
% of FP17s for the same patient ID Re-attending within 3 months - Adults	468	2,888	16.2%	15.2%	16.0%	16.7%
% of FP17s for the same patient ID Re-attending between 3 & 9 months - Children	433	787	55.0%	61.3%	58.8%	57.6%
% of FP17s for the same patient ID Re-attending between 3 & 9 months - Adults	1,463	2,888	50.7%	54.8%	51.2%	50.1%
% of FP17s for Band 1 Urgent Courses	313	3,459	9.0%	7.0%	8.0%	9.1%
% of FP17s Relating to Free Repair or Replacements	38	3,459	1.1%	0.8%	0.8%	0.8%
% of FP17s Relating to Continuations	78	3,459	2.3%	1.6%	1.2%	1.2%
% of Patients satisfied with the dentistry they have received	3	4	N/A	92.3%	92.7%	92.8%
% of Patients satisfied with the time they had to wait for an appointment	3	4	N/A	88.0%	89.1%	88.7%

* This is based on patients treated on this contract for their most recent course of treatment. Figures in italics indicate the base number of FP17s or Patient Questionnaire responses are less than 100. N/A is shown where the base number of responses is less than 10 during the period. % is calculated as Quantity/Base number*100

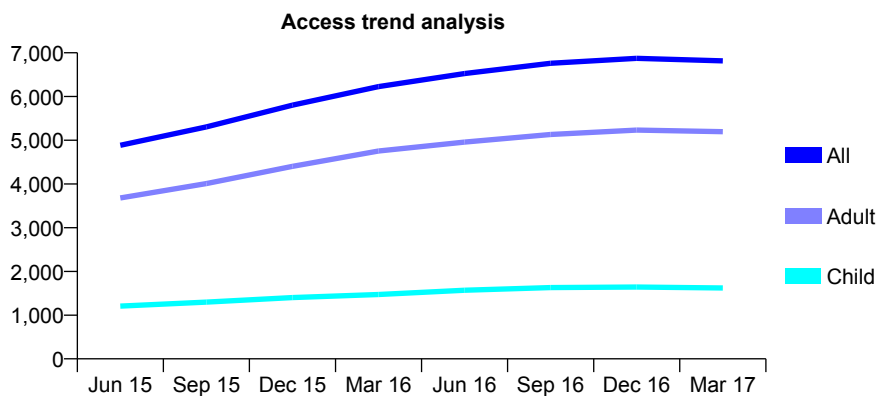
Q55 - Vital Signs At a Glance Contract Report for 178470/0004 - March 2017

Name or company name	Disa Dental Limited
Contract type name	GDS Contract
Purpose of contract	General
Contract start date	01/10/2007
Contract end date	

16/17 Contracted general activity (UDA)	20,412
Carry forward general activity (UDA)	249
16/17 Contracted orthodontic activity (UOA)	0
Carry forward orthodontic activity (UOA)	0
Baseline contract value	£646,379.07

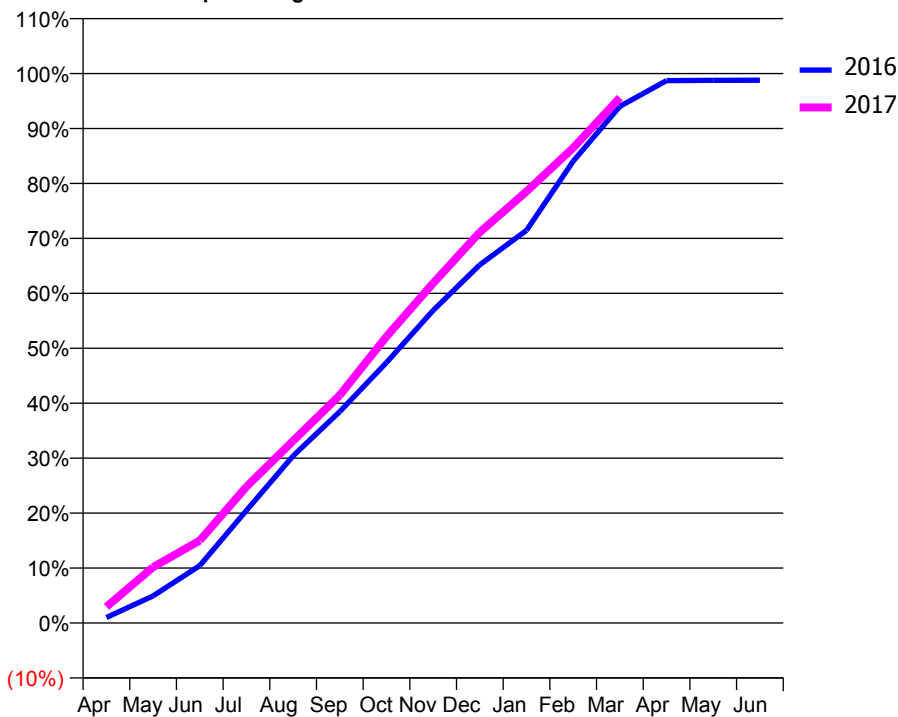
ACCESS*

Patients seen in 24 months	Total	Change since previous quarter
Quarter ending March 2016	6,226	
Quarter ending June 2016	6,526	↑
Quarter ending September 2016	6,762	↑
Quarter ending December 2016	6,874	→
Quarter ending March 2017	6,816	→
Variance since March 2016	9.5%	↑



ACTIVITY

Cumulative percentage of contracted UDA delivered 2016 & 2017



Month	Adjusted Scheduled Activity (UDA)	
	2016	2017
April	207	604
May	1,010	2,076
June	2,135	3,064
July	4,183	5,066
August	6,211	6,767
September	7,855	8,462
October	9,674	10,643
November	11,613	12,623
December	13,307	14,514
January	14,585	16,032
February	17,155	17,650
March	19,193	19,513
April	20,150	
May	20,157	
June	20,163	

QUALITY

	Quantity	Base Number	Contract	AT	Region	England
% of FP17s for the same patient ID Re-attending within 3 months - Children	221	2,714	8.1%	10.9%	12.0%	12.3%
% of FP17s for the same patient ID Re-attending within 3 months - Adults	1,260	7,772	16.2%	15.2%	16.0%	16.7%
% of FP17s for the same patient ID Re-attending between 3 & 9 months - Children	1,757	2,714	64.7%	61.3%	58.8%	57.6%
% of FP17s for the same patient ID Re-attending between 3 & 9 months - Adults	4,356	7,772	56.0%	54.8%	51.2%	50.1%
% of FP17s for Band 1 Urgent Courses	841	9,519	8.8%	7.0%	8.0%	9.1%
% of FP17s Relating to Free Repair or Replacements	43	9,519	0.5%	0.8%	0.8%	0.8%
% of FP17s Relating to Continuations	173	9,519	1.8%	1.6%	1.2%	1.2%
% of Patients satisfied with the dentistry they have received	21	22	95.5%	92.3%	92.7%	92.8%
% of Patients satisfied with the time they had to wait for an appointment	16	22	72.7%	88.0%	89.1%	88.7%

* This is based on patients treated on this contract for their most recent course of treatment. Figures in italics indicate the base number of FP17s or Patient Questionnaire responses are less than 100. N/A is shown where the base number of responses is less than 10 during the period. % is calculated as Quantity/Base number*100

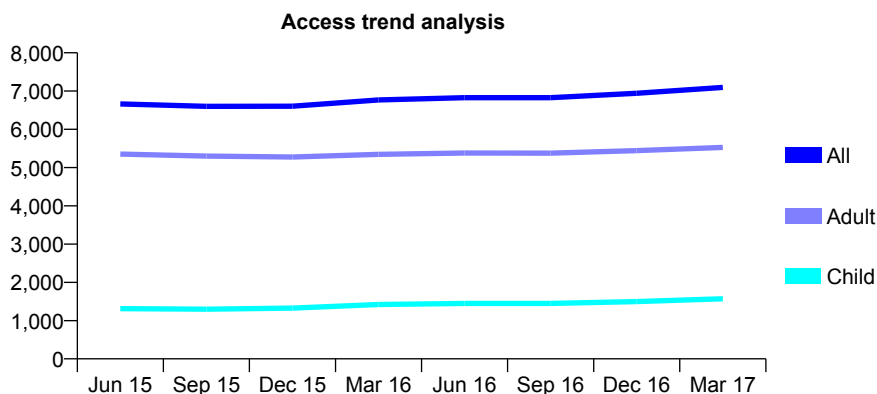
Q55 - Vital Signs At a Glance Contract Report for 179965/0001 - March 2017

Name or company name	Broadwalk Dental Practice
Contract type name	GDS Contract
Purpose of contract	General
Contract start date	01/04/2012
Contract end date	

16/17 Contracted general activity (UDA)	18,598
Carry forward general activity (UDA)	-372
16/17 Contracted orthodontic activity (UOA)	0
Carry forward orthodontic activity (UOA)	0
Baseline contract value	£405,516.94

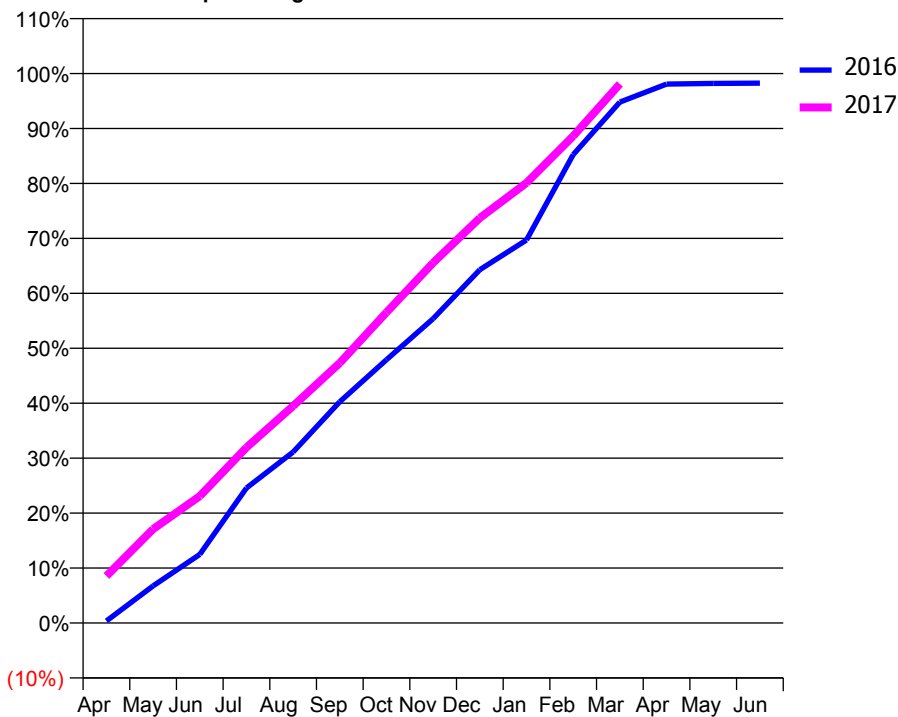
ACCESS*

Patients seen in 24 months	Total	Change since previous quarter
Quarter ending March 2016	6,767	
Quarter ending June 2016	6,827	→
Quarter ending September 2016	6,826	→
Quarter ending December 2016	6,941	→
Quarter ending March 2017	7,097	↑
Variance since March 2016	4.9%	↑



ACTIVITY

Cumulative percentage of contracted UDA delivered 2016 & 2017



Month	Adjusted Scheduled Activity (UDA)	
	2016	2017
April	71	1,591
May	1,258	3,181
June	2,323	4,295
July	4,570	5,942
August	5,786	7,347
September	7,488	8,803
October	8,910	10,513
November	10,300	12,193
December	11,959	13,709
January	12,966	14,895
February	15,852	16,481
March	17,629	18,244
April	18,239	
May	18,261	
June	18,271	

QUALITY

	Quantity	Base Number	Contract	AT	Region	England
% of FP17s for the same patient ID Re-attending within 3 months - Children	259	2,414	10.7%	10.9%	12.0%	12.3%
% of FP17s for the same patient ID Re-attending within 3 months - Adults	1,158	7,515	15.4%	15.2%	16.0%	16.7%
% of FP17s for the same patient ID Re-attending between 3 & 9 months - Children	1,383	2,414	57.3%	61.3%	58.8%	57.6%
% of FP17s for the same patient ID Re-attending between 3 & 9 months - Adults	3,699	7,515	49.2%	54.8%	51.2%	50.1%
% of FP17s for Band 1 Urgent Courses	783	9,595	8.2%	7.0%	8.0%	9.1%
% of FP17s Relating to Free Repair or Replacements	28	9,595	0.3%	0.8%	0.8%	0.8%
% of FP17s Relating to Continuations	193	9,595	2.0%	1.6%	1.2%	1.2%
% of Patients satisfied with the dentistry they have received	9	11	81.8%	92.3%	92.7%	92.8%
% of Patients satisfied with the time they had to wait for an appointment	10	11	90.9%	88.0%	89.1%	88.7%

* This is based on patients treated on this contract for their most recent course of treatment. Figures in italics indicate the base number of FP17s or Patient Questionnaire responses are less than 100. N/A is shown where the base number of responses is less than 10 during the period. % is calculated as Quantity/Base number*100

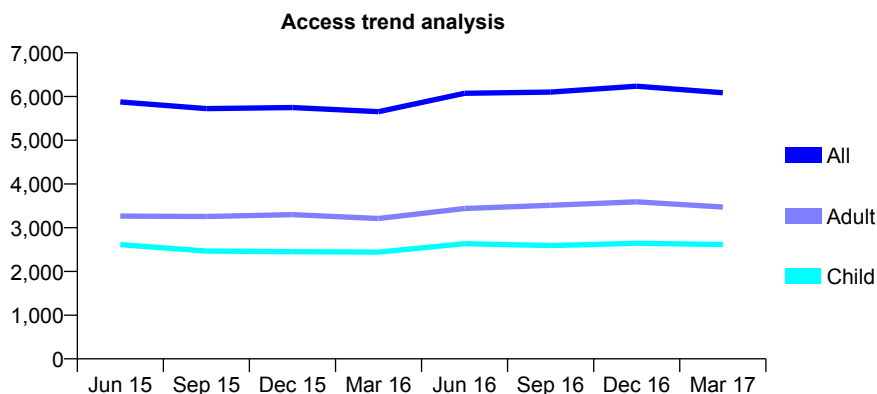
Q55 - Vital Signs At a Glance Contract Report for 180424/0001 - March 2017

Name or company name	Smilestyle Dental Care
Contract type name	GDS Contract
Purpose of contract	General
Contract start date	01/04/2006
Contract end date	

16/17 Contracted general activity (UDA)	26,075
Carry forward general activity (UDA)	0
16/17 Contracted orthodontic activity (UOA)	0
Carry forward orthodontic activity (UOA)	0
Baseline contract value	£738,244.04

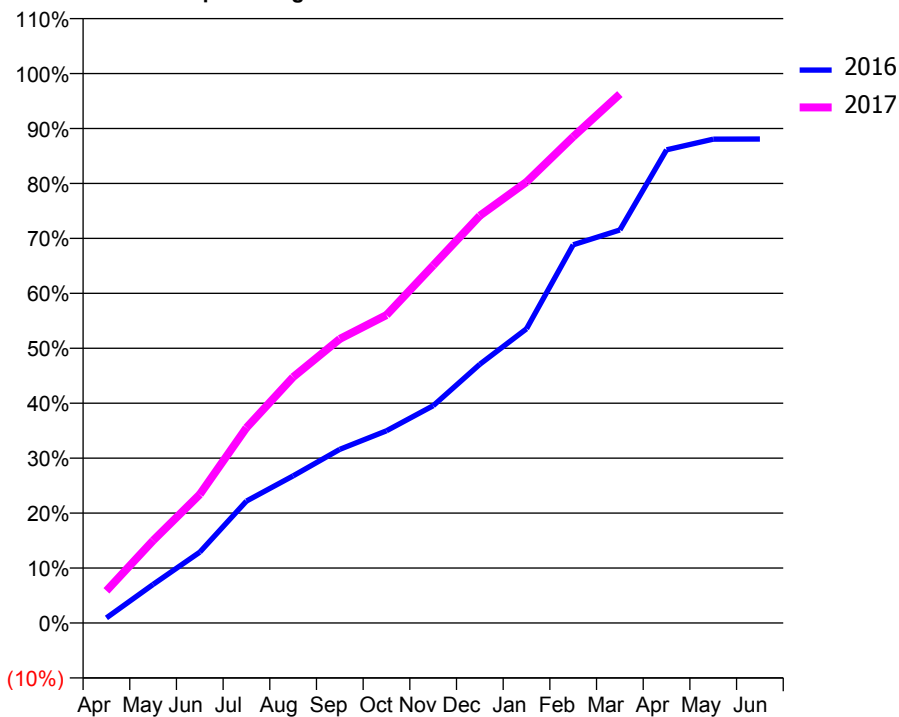
ACCESS*

Patients seen in 24 months	Total	Change since previous quarter
Quarter ending March 2016	5,652	
Quarter ending June 2016	6,073	↑
Quarter ending September 2016	6,103	→
Quarter ending December 2016	6,235	↑
Quarter ending March 2017	6,086	↓
Variance since March 2016	7.7%	↑



ACTIVITY

Cumulative percentage of contracted UDA delivered 2016 & 2017



Month	Adjusted Scheduled Activity (UDA)	
	2016	2017
April	246	1,527
May	1,834	3,913
June	3,364	6,106
July	5,787	9,267
August	6,980	11,671
September	8,239	13,482
October	9,123	14,616
November	10,311	16,967
December	12,279	19,328
January	13,961	20,932
February	17,949	23,075
March	18,649	25,099
April	22,455	
May	22,960	
June	22,966	

QUALITY

	Quantity	Base Number	Contract	AT	Region	England
% of FP17s for the same patient ID Re-attending within 3 months - Children	354	4,215	8.4%	10.9%	12.0%	12.3%
% of FP17s for the same patient ID Re-attending within 3 months - Adults	884	5,212	17.0%	15.2%	16.0%	16.7%
% of FP17s for the same patient ID Re-attending between 3 & 9 months - Children	2,352	4,215	55.8%	61.3%	58.8%	57.6%
% of FP17s for the same patient ID Re-attending between 3 & 9 months - Adults	2,533	5,212	48.6%	54.8%	51.2%	50.1%
% of FP17s for Band 1 Urgent Courses	484	8,329	5.8%	7.0%	8.0%	9.1%
% of FP17s Relating to Free Repair or Replacements	20	8,329	0.2%	0.8%	0.8%	0.8%
% of FP17s Relating to Continuations	191	8,329	2.3%	1.6%	1.2%	1.2%
% of Patients satisfied with the dentistry they have received	12	13	92.3%	92.3%	92.7%	92.8%
% of Patients satisfied with the time they had to wait for an appointment	11	13	84.6%	88.0%	89.1%	88.7%

* This is based on patients treated on this contract for their most recent course of treatment. Figures in italics indicate the base number of FP17s or Patient Questionnaire responses are less than 100. N/A is shown where the base number of responses is less than 10 during the period. % is calculated as Quantity/Base number*100

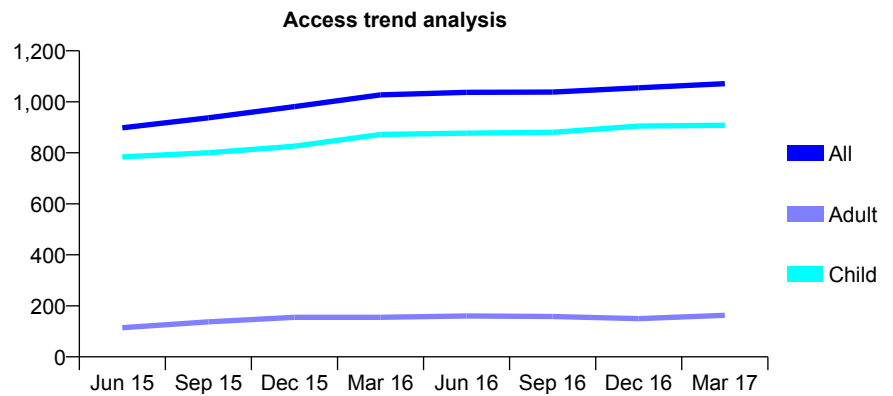
Q55 - Vital Signs At a Glance Contract Report for 182222/0001 - March 2017

Name or company name	Spondon Dental
Contract type name	GDS Contract
Purpose of contract	General
Contract start date	01/03/2014
Contract end date	

16/17 Contracted general activity (UDA)	2,170
Carry forward general activity (UDA)	0
16/17 Contracted orthodontic activity (UOA)	0
Carry forward orthodontic activity (UOA)	0
Baseline contract value	£40,928.03

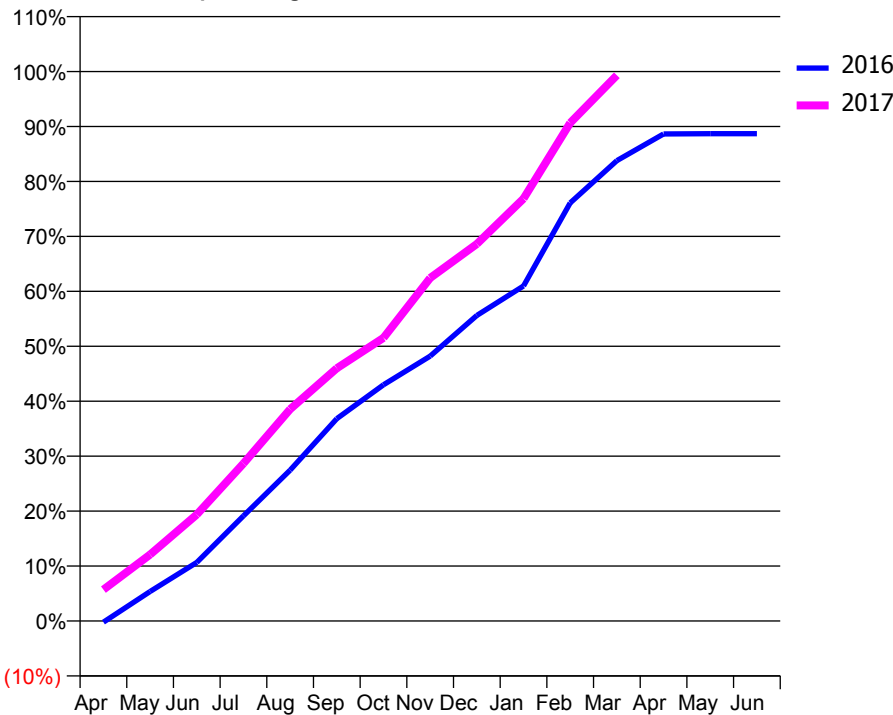
ACCESS*

Patients seen in 24 months	Total	Change since previous quarter
Quarter ending March 2016	1,027	
Quarter ending June 2016	1,037	→
Quarter ending September 2016	1,038	→
Quarter ending December 2016	1,055	→
Quarter ending March 2017	1,071	→
Variance since March 2016	4.3%	↑



ACTIVITY

Cumulative percentage of contracted UDA delivered 2016 & 2017



Month	Adjusted Scheduled Activity (UDA)	
	2016	2017
April	-5	124
May	117	263
June	231	421
July	415	622
August	596	837
September	799	998
October	933	1,118
November	1,046	1,355
December	1,207	1,489
January	1,323	1,668
February	1,651	1,967
March	1,818	2,155
April	1,923	
May	1,924	
June	1,924	

QUALITY

	Quantity	Base Number	Contract	AT	Region	England
% of FP17s for the same patient ID Re-attending within 3 months - Children	128	1,556	8.2%	10.9%	12.0%	12.3%
% of FP17s for the same patient ID Re-attending within 3 months - Adults	10	99	<i>10.1%</i>	15.2%	16.0%	16.7%
% of FP17s for the same patient ID Re-attending between 3 & 9 months - Children	926	1,556	59.5%	61.3%	58.8%	57.6%
% of FP17s for the same patient ID Re-attending between 3 & 9 months - Adults	61	99	<i>61.6%</i>	54.8%	51.2%	50.1%
% of FP17s for Band 1 Urgent Courses	61	1,576	3.9%	7.0%	8.0%	9.1%
% of FP17s Relating to Free Repair or Replacements	0	1,576	0.0%	0.8%	0.8%	0.8%
% of FP17s Relating to Continuations	0	1,576	0.0%	1.6%	1.2%	1.2%
% of Patients satisfied with the dentistry they have received	0	0	N/A	92.3%	92.7%	92.8%
% of Patients satisfied with the time they had to wait for an appointment	0	0	N/A	88.0%	89.1%	88.7%

* This is based on patients treated on this contract for their most recent course of treatment. Figures in italics indicate the base number of FP17s or Patient Questionnaire responses are less than 100. N/A is shown where the base number of responses is less than 10 during the period. % is calculated as Quantity/Base number*100

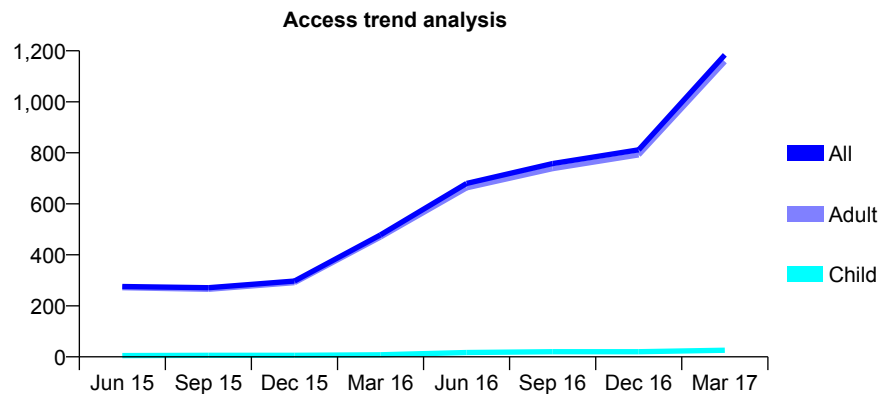
Q55 - Vital Signs At a Glance Contract Report for 183067/0001 - March 2017

Name or company name	Refine Specialist Dental Care Limited
Contract type name	PDS Contract
Purpose of contract	General
Contract start date	01/04/2011
Contract end date	31/03/2017

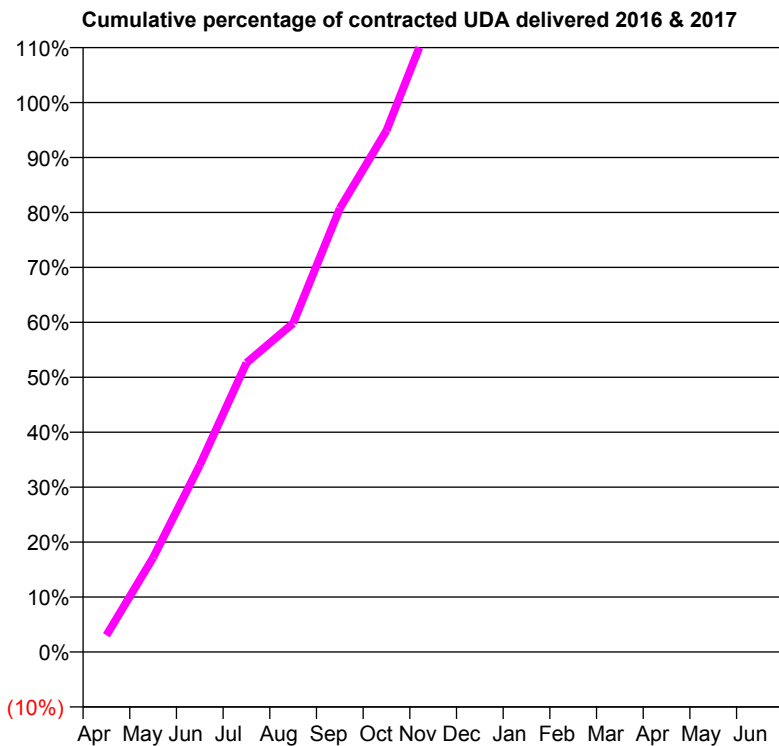
16/17 Contracted general activity (UDA)	1,800
Carry forward general activity (UDA)	0
16/17 Contracted orthodontic activity (UOA)	0
Carry forward orthodontic activity (UOA)	0
Baseline contract value	£429,963.07

ACCESS*

Patients seen in 24 months	Total	Change since previous quarter
Quarter ending March 2016	478	
Quarter ending June 2016	680	↑
Quarter ending September 2016	758	↑
Quarter ending December 2016	812	↑
Quarter ending March 2017	1,184	↑
Variance since March 2016	147.7%	↑



ACTIVITY



Month	Adjusted Scheduled Activity (UDA)	
	2016	2017
April	37	55
May	186	309
June	265	612
July	654	947
August	912	1,077
September	1,142	1,453
October	1,322	1,708
November	1,485	2,095
December	1,898	2,390
January	2,032	2,631
February	2,381	3,217
March	2,621	4,039
April	2,744	
May	2,744	
June	2,744	

QUALITY

	Quantity	Base Number	Contract	AT	Region	England
% of FP17s for the same patient ID Re-attending within 3 months - Children	0	48	0.0%	10.9%	12.0%	12.3%
% of FP17s for the same patient ID Re-attending within 3 months - Adults	8	1,572	0.5%	15.2%	16.0%	16.7%
% of FP17s for the same patient ID Re-attending between 3 & 9 months - Children	0	48	0.0%	61.3%	58.8%	57.6%
% of FP17s for the same patient ID Re-attending between 3 & 9 months - Adults	13	1,572	0.8%	54.8%	51.2%	50.1%
% of FP17s for Band 1 Urgent Courses	0	1,577	0.0%	7.0%	8.0%	9.1%
% of FP17s Relating to Free Repair or Replacements	0	1,577	0.0%	0.8%	0.8%	0.8%
% of FP17s Relating to Continuations	0	1,577	0.0%	1.6%	1.2%	1.2%
% of Patients satisfied with the dentistry they have received	2	2	N/A	92.3%	92.7%	92.8%
% of Patients satisfied with the time they had to wait for an appointment	2	2	N/A	88.0%	89.1%	88.7%

* This is based on patients treated on this contract for their most recent course of treatment. Figures in italics indicate the base number of FP17s or Patient Questionnaire responses are less than 100. N/A is shown where the base number of responses is less than 10 during the period. % is calculated as Quantity/Base number*100

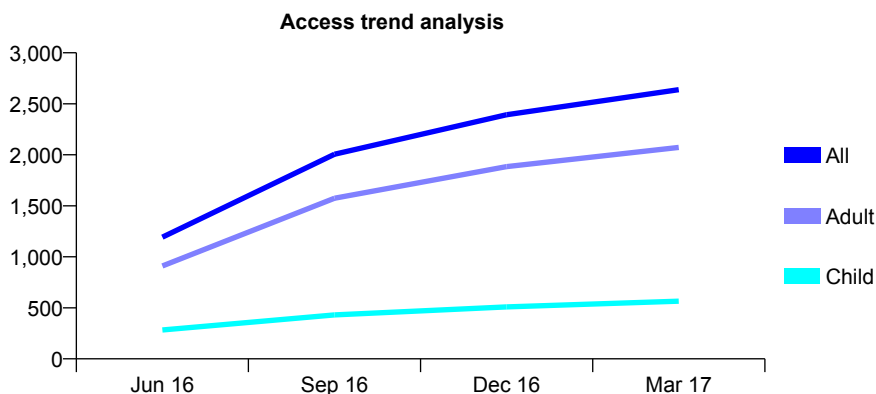
Q55 - Vital Signs At a Glance Contract Report for 183687/0001 - March 2017

Name or company name	Calverton Dental Practice
Contract type name	GDS Contract
Purpose of contract	General
Contract start date	20/11/2015
Contract end date	

16/17 Contracted general activity (UDA)	10,938
Carry forward general activity (UDA)	182
16/17 Contracted orthodontic activity (UOA)	0
Carry forward orthodontic activity (UOA)	0
Baseline contract value	£244,971.35

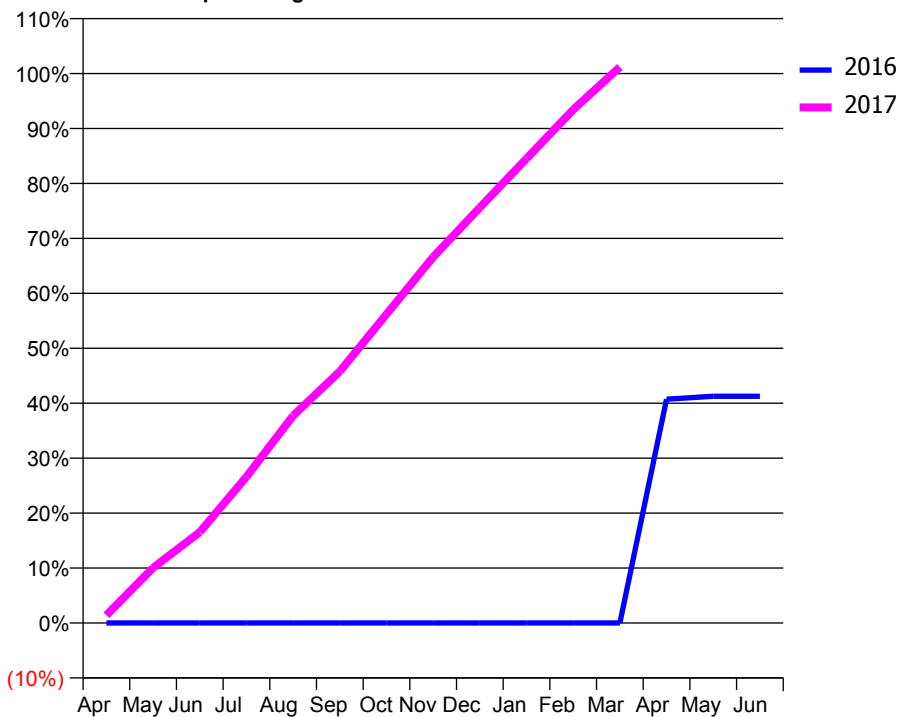
ACCESS*

Patients seen in 24 months	Total	Change since previous quarter
Quarter ending March 2016	0	
Quarter ending June 2016	1,193	↑
Quarter ending September 2016	2,006	↑
Quarter ending December 2016	2,393	↑
Quarter ending March 2017	2,638	↑
Variance since March 2016	N/A	



ACTIVITY

Cumulative percentage of contracted UDA delivered 2016 & 2017



Month	Adjusted Scheduled Activity (UDA)	
	2016	2017
April	0	156
May	0	1,100
June	0	1,808
July	0	2,912
August	0	4,127
September	0	5,008
October	0	6,147
November	0	7,286
December	0	8,269
January	0	9,243
February	0	10,218
March	0	11,068
April	1,621	
May	1,642	
June	1,642	

QUALITY

	Quantity	Base Number	Contract	AT	Region	England
% of FP17s for the same patient ID Re-attending within 3 months - Children	94	1,096	8.6%	10.9%	12.0%	12.3%
% of FP17s for the same patient ID Re-attending within 3 months - Adults	530	3,901	13.6%	15.2%	16.0%	16.7%
% of FP17s for the same patient ID Re-attending between 3 & 9 months - Children	367	1,096	33.5%	61.3%	58.8%	57.6%
% of FP17s for the same patient ID Re-attending between 3 & 9 months - Adults	1,164	3,901	29.8%	54.8%	51.2%	50.1%
% of FP17s for Band 1 Urgent Courses	319	4,518	7.1%	7.0%	8.0%	9.1%
% of FP17s Relating to Free Repair or Replacements	27	4,518	0.6%	0.8%	0.8%	0.8%
% of FP17s Relating to Continuations	85	4,518	1.9%	1.6%	1.2%	1.2%
% of Patients satisfied with the dentistry they have received	10	11	90.9%	92.3%	92.7%	92.8%
% of Patients satisfied with the time they had to wait for an appointment	9	11	81.8%	88.0%	89.1%	88.7%

* This is based on patients treated on this contract for their most recent course of treatment. Figures in italics indicate the base number of FP17s or Patient Questionnaire responses are less than 100. N/A is shown where the base number of responses is less than 10 during the period. % is calculated as Quantity/Base number*100

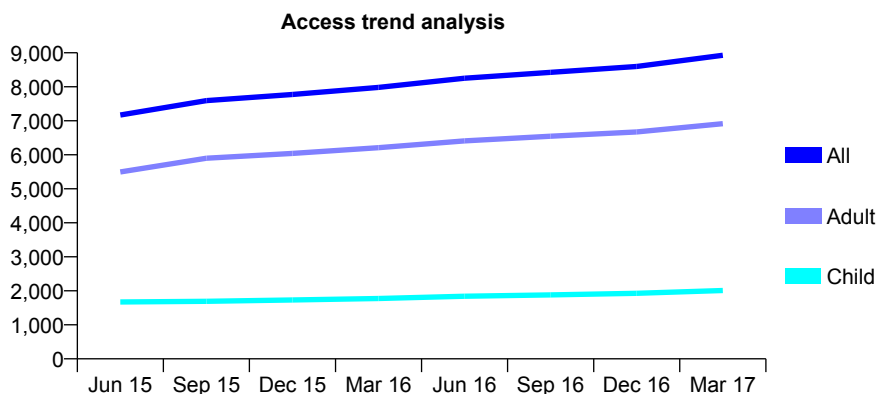
Q55 - Vital Signs At a Glance Contract Report for 183830/0001 - March 2017

Name or company name	KH & GW Ltd
Contract type name	Pilot Contract
Purpose of contract	General
Contract start date	01/04/2008
Contract end date	

16/17 Contracted general activity (UDA)	27,460
Carry forward general activity (UDA)	0
16/17 Contracted orthodontic activity (UOA)	0
Carry forward orthodontic activity (UOA)	0
Baseline contract value	£876,984.34

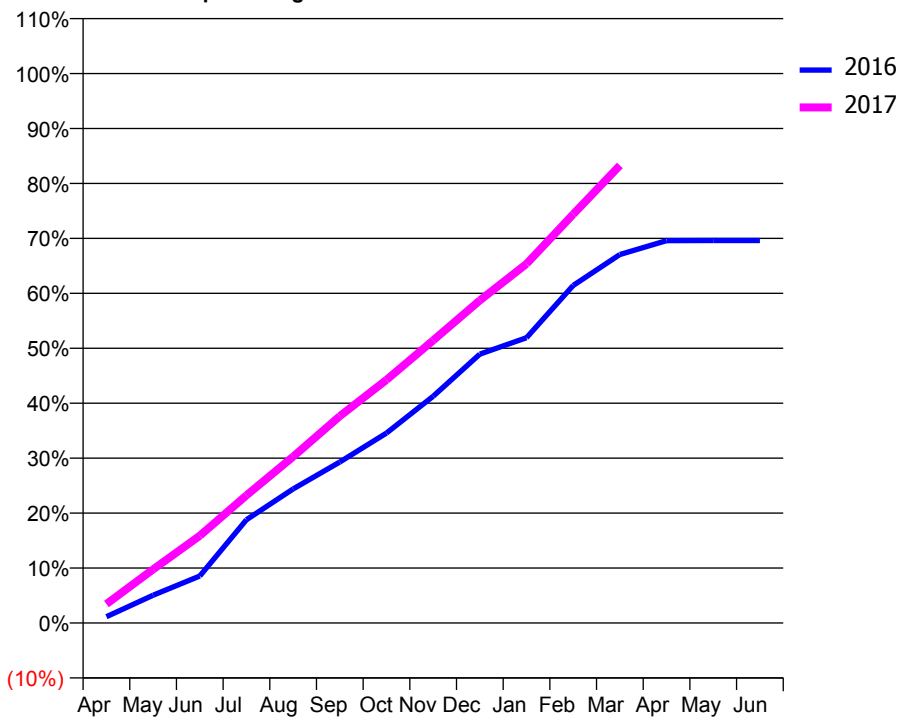
ACCESS*

Patients seen in 24 months	Total	Change since previous quarter
Quarter ending March 2016	7,983	
Quarter ending June 2016	8,251	↑
Quarter ending September 2016	8,426	↑
Quarter ending December 2016	8,598	↑
Quarter ending March 2017	8,927	↑
Variance since March 2016	11.8%	↑



ACTIVITY

Cumulative percentage of contracted UDA delivered 2016 & 2017



Adjusted Scheduled Activity (UDA)

Month	2016	2017
April	318	952
May	1,391	2,685
June	2,350	4,365
July	5,163	6,380
August	6,699	8,310
September	8,043	10,340
October	9,491	12,148
November	11,334	14,124
December	13,440	16,122
January	14,259	17,952
February	16,868	20,428
March	18,412	22,864
April	19,110	
May	19,112	
June	19,112	

QUALITY

	Quantity	Base Number	Contract	AT	Region	England
% of FP17s for the same patient ID Re-attending within 3 months - Children	137	3,158	4.3%	10.9%	12.0%	12.3%
% of FP17s for the same patient ID Re-attending within 3 months - Adults	1,231	9,777	12.6%	15.2%	16.0%	16.7%
% of FP17s for the same patient ID Re-attending between 3 & 9 months - Children	1,888	3,158	59.8%	61.3%	58.8%	57.6%
% of FP17s for the same patient ID Re-attending between 3 & 9 months - Adults	4,651	9,777	47.6%	54.8%	51.2%	50.1%
% of FP17s for Band 1 Urgent Courses	439	12,016	3.7%	7.0%	8.0%	9.1%
% of FP17s Relating to Free Repair or Replacements	153	12,016	1.3%	0.8%	0.8%	0.8%
% of FP17s Relating to Continuations	290	12,016	2.4%	1.6%	1.2%	1.2%
% of Patients satisfied with the dentistry they have received	12	12	100.0%	92.3%	92.7%	92.8%
% of Patients satisfied with the time they had to wait for an appointment	11	12	91.7%	88.0%	89.1%	88.7%

* This is based on patients treated on this contract for their most recent course of treatment. Figures in italics indicate the base number of FP17s or Patient Questionnaire responses are less than 100. N/A is shown where the base number of responses is less than 10 during the period. % is calculated as Quantity/Base number*100

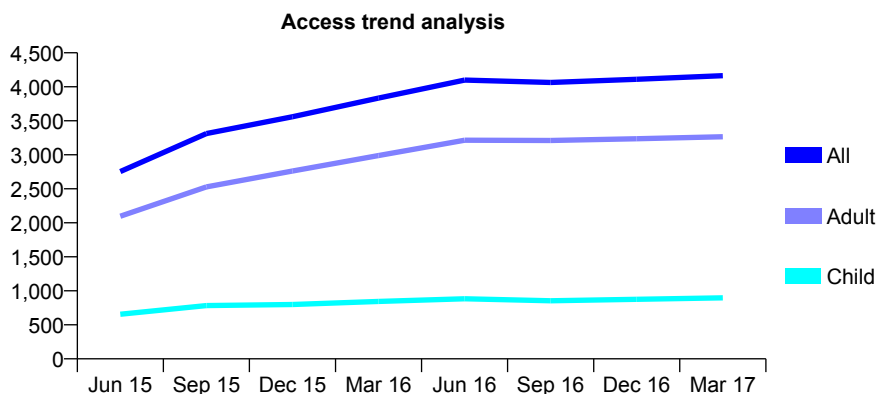
Q55 - Vital Signs At a Glance Contract Report for 183881/0001 - March 2017

Name or company name	Southwell Dental Care
Contract type name	GDS Contract
Purpose of contract	General
Contract start date	28/11/2014
Contract end date	

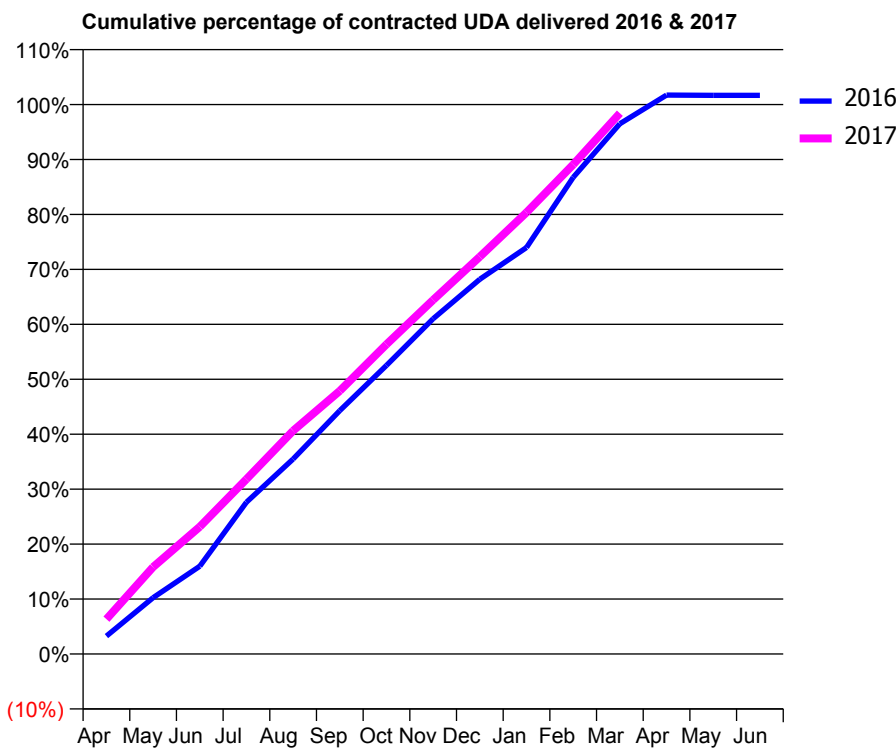
16/17 Contracted general activity (UDA)	12,023
Carry forward general activity (UDA)	-245
16/17 Contracted orthodontic activity (UOA)	0
Carry forward orthodontic activity (UOA)	0
Baseline contract value	£302,461.62

ACCESS*

Patients seen in 24 months	Total	Change since previous quarter
Quarter ending March 2016	3,834	
Quarter ending June 2016	4,099	↑
Quarter ending September 2016	4,064	→
Quarter ending December 2016	4,111	→
Quarter ending March 2017	4,164	→
Variance since March 2016	8.6%	↑



ACTIVITY



Month	Adjusted Scheduled Activity (UDA)	
	2016	2017
April	391	763
May	1,233	1,905
June	1,920	2,784
July	3,323	3,826
August	4,267	4,887
September	5,326	5,758
October	6,314	6,776
November	7,336	7,749
December	8,201	8,693
January	8,893	9,661
February	10,430	10,710
March	11,603	11,832
April	12,229	
May	12,224	
June	12,224	

QUALITY

	Quantity	Base Number	Contract	AT	Region	England
% of FP17s for the same patient ID Re-attending within 3 months - Children	48	1,568	3.1%	10.9%	12.0%	12.3%
% of FP17s for the same patient ID Re-attending within 3 months - Adults	358	5,484	6.5%	15.2%	16.0%	16.7%
% of FP17s for the same patient ID Re-attending between 3 & 9 months - Children	969	1,568	61.8%	61.3%	58.8%	57.6%
% of FP17s for the same patient ID Re-attending between 3 & 9 months - Adults	3,295	5,484	60.1%	54.8%	51.2%	50.1%
% of FP17s for Band 1 Urgent Courses	233	6,729	3.5%	7.0%	8.0%	9.1%
% of FP17s Relating to Free Repair or Replacements	57	6,729	0.8%	0.8%	0.8%	0.8%
% of FP17s Relating to Continuations	19	6,729	0.3%	1.6%	1.2%	1.2%
% of Patients satisfied with the dentistry they have received	9	9	N/A	92.3%	92.7%	92.8%
% of Patients satisfied with the time they had to wait for an appointment	9	9	N/A	88.0%	89.1%	88.7%

* This is based on patients treated on this contract for their most recent course of treatment. Figures in italics indicate the base number of FP17s or Patient Questionnaire responses are less than 100. N/A is shown where the base number of responses is less than 10 during the period. % is calculated as Quantity/Base number*100

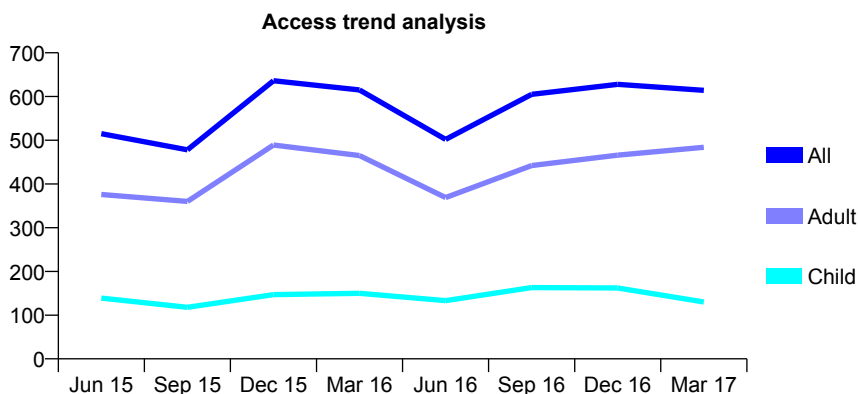
Q55 - Vital Signs At a Glance Contract Report for 183881/0002 - March 2017

Name or company name	Southwell Dental Care
Contract type name	GDS Contract
Purpose of contract	General
Contract start date	28/11/2014
Contract end date	

16/17 Contracted general activity (UDA)	2,532
Carry forward general activity (UDA)	0
16/17 Contracted orthodontic activity (UOA)	0
Carry forward orthodontic activity (UOA)	0
Baseline contract value	£53,156.78

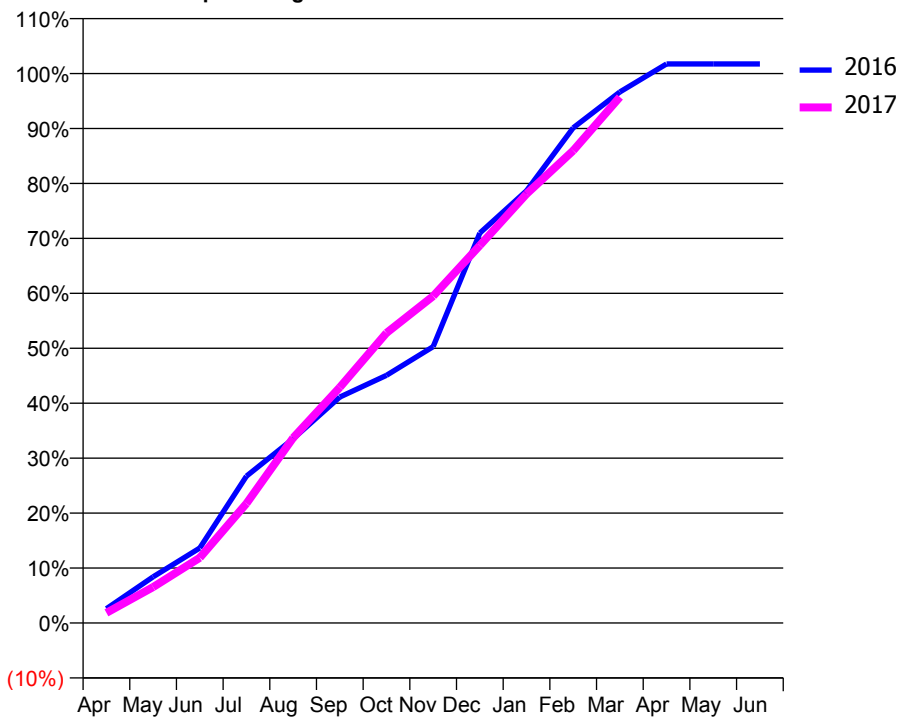
ACCESS*

Patients seen in 24 months	Total	Change since previous quarter
Quarter ending March 2016	615	
Quarter ending June 2016	502	↓
Quarter ending September 2016	605	↑
Quarter ending December 2016	628	↑
Quarter ending March 2017	614	↓
Variance since March 2016	(0.2%)	→



ACTIVITY

Cumulative percentage of contracted UDA delivered 2016 & 2017



Month	Adjusted Scheduled Activity (UDA)	
	2016	2017
April	66	47
May	213	166
June	346	301
July	677	551
August	849	853
September	1,041	1,086
October	1,141	1,337
November	1,273	1,506
December	1,797	1,740
January	1,992	1,977
February	2,282	2,176
March	2,447	2,424
April	2,576	
May	2,576	
June	2,576	

QUALITY

	Quantity	Base Number	Contract	AT	Region	England
% of FP17s for the same patient ID Re-attending within 3 months - Children	3	278	1.1%	10.9%	12.0%	12.3%
% of FP17s for the same patient ID Re-attending within 3 months - Adults	24	905	2.7%	15.2%	16.0%	16.7%
% of FP17s for the same patient ID Re-attending between 3 & 9 months - Children	19	278	6.8%	61.3%	58.8%	57.6%
% of FP17s for the same patient ID Re-attending between 3 & 9 months - Adults	49	905	5.4%	54.8%	51.2%	50.1%
% of FP17s for Band 1 Urgent Courses	158	1,139	13.9%	7.0%	8.0%	9.1%
% of FP17s Relating to Free Repair or Replacements	8	1,139	0.7%	0.8%	0.8%	0.8%
% of FP17s Relating to Continuations	5	1,139	0.4%	1.6%	1.2%	1.2%
% of Patients satisfied with the dentistry they have received	4	4	N/A	92.3%	92.7%	92.8%
% of Patients satisfied with the time they had to wait for an appointment	4	4	N/A	88.0%	89.1%	88.7%

* This is based on patients treated on this contract for their most recent course of treatment. Figures in italics indicate the base number of FP17s or Patient Questionnaire responses are less than 100. N/A is shown where the base number of responses is less than 10 during the period. % is calculated as Quantity/Base number*100

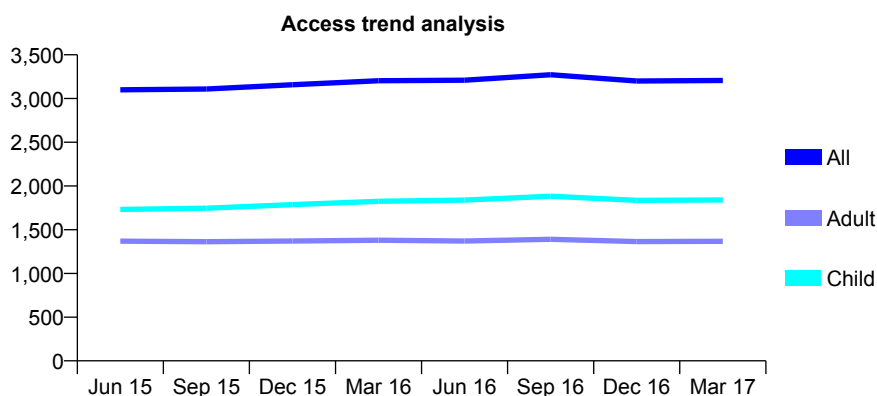
Q55 - Vital Signs At a Glance Contract Report for 183938/0001 - March 2017

Name or company name	The Arnold Dental Centre
Contract type name	GDS Contract
Purpose of contract	General
Contract start date	01/06/2010
Contract end date	

16/17 Contracted general activity (UDA)	10,000
Carry forward general activity (UDA)	61
16/17 Contracted orthodontic activity (UOA)	0
Carry forward orthodontic activity (UOA)	0
Baseline contract value	£225,749.84

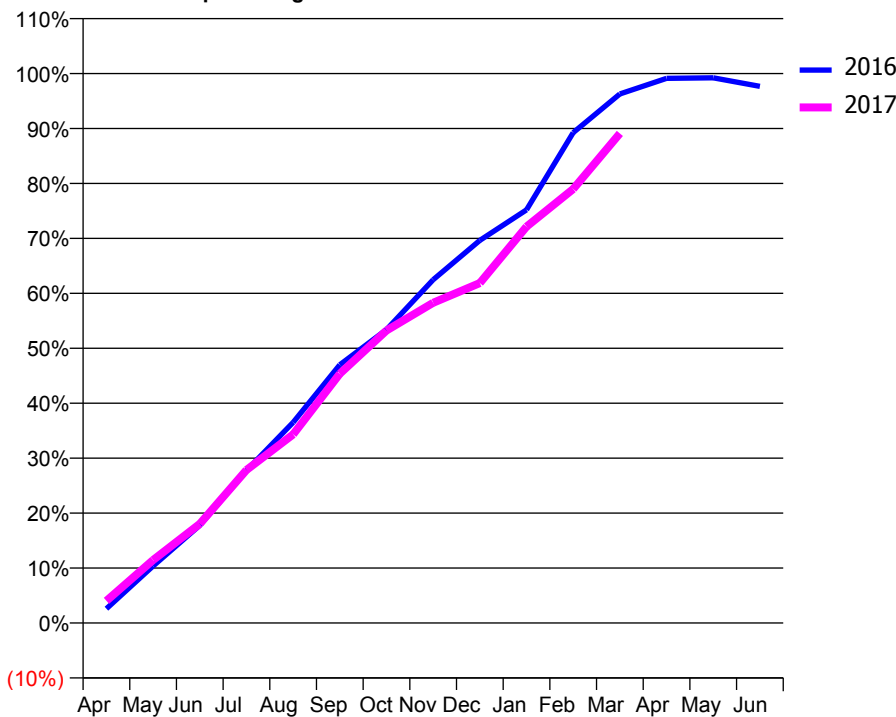
ACCESS*

Patients seen in 24 months	Total	Change since previous quarter
Quarter ending March 2016	3,204	
Quarter ending June 2016	3,209	→
Quarter ending September 2016	3,272	→
Quarter ending December 2016	3,200	↓
Quarter ending March 2017	3,207	→
Variance since March 2016	0.1%	→



ACTIVITY

Cumulative percentage of contracted UDA delivered 2016 & 2017



Month	Adjusted Scheduled Activity (UDA)	
	2016	2017
April	262	404
May	1,039	1,146
June	1,777	1,804
July	2,776	2,786
August	3,650	3,433
September	4,700	4,536
October	5,340	5,323
November	6,248	5,828
December	6,963	6,188
January	7,519	7,213
February	8,924	7,898
March	9,628	8,911
April	9,911	
May	9,921	
June	9,765	

QUALITY

	Quantity	Base Number	Contract	AT	Region	England
% of FP17s for the same patient ID Re-attending within 3 months - Children	241	3,040	7.9%	10.9%	12.0%	12.3%
% of FP17s for the same patient ID Re-attending within 3 months - Adults	375	1,832	20.5%	15.2%	16.0%	16.7%
% of FP17s for the same patient ID Re-attending between 3 & 9 months - Children	2,128	3,040	70.0%	61.3%	58.8%	57.6%
% of FP17s for the same patient ID Re-attending between 3 & 9 months - Adults	1,077	1,832	58.8%	54.8%	51.2%	50.1%
% of FP17s for Band 1 Urgent Courses	279	4,707	5.9%	7.0%	8.0%	9.1%
% of FP17s Relating to Free Repair or Replacements	1	4,707	0.0%	0.8%	0.8%	0.8%
% of FP17s Relating to Continuations	1	4,707	0.0%	1.6%	1.2%	1.2%
% of Patients satisfied with the dentistry they have received	5	5	N/A	92.3%	92.7%	92.8%
% of Patients satisfied with the time they had to wait for an appointment	4	5	N/A	88.0%	89.1%	88.7%

* This is based on patients treated on this contract for their most recent course of treatment. Figures in italics indicate the base number of FP17s or Patient Questionnaire responses are less than 100. N/A is shown where the base number of responses is less than 10 during the period. % is calculated as Quantity/Base number*100

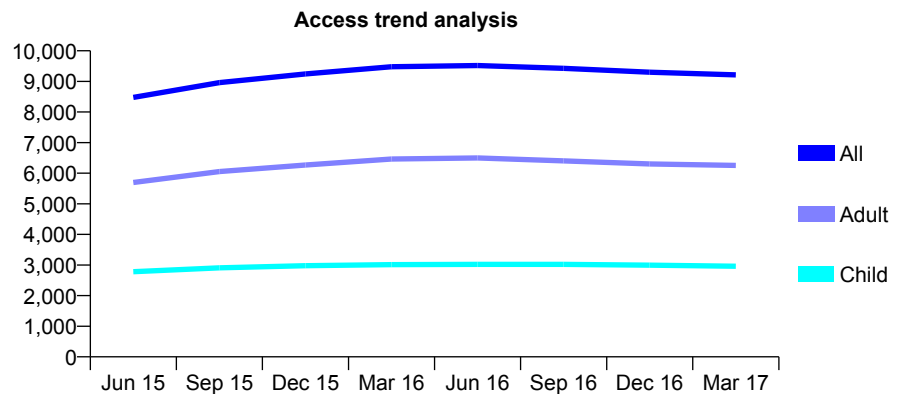
Q55 - Vital Signs At a Glance Contract Report for 187771/0001 - March 2017

Name or company name	The Oakwood Dental Centre Ltd
Contract type name	GDS Contract
Purpose of contract	General
Contract start date	01/04/2014
Contract end date	

16/17 Contracted general activity (UDA)	23,844
Carry forward general activity (UDA)	-477
16/17 Contracted orthodontic activity (UOA)	0
Carry forward orthodontic activity (UOA)	0
Baseline contract value	£709,927.83

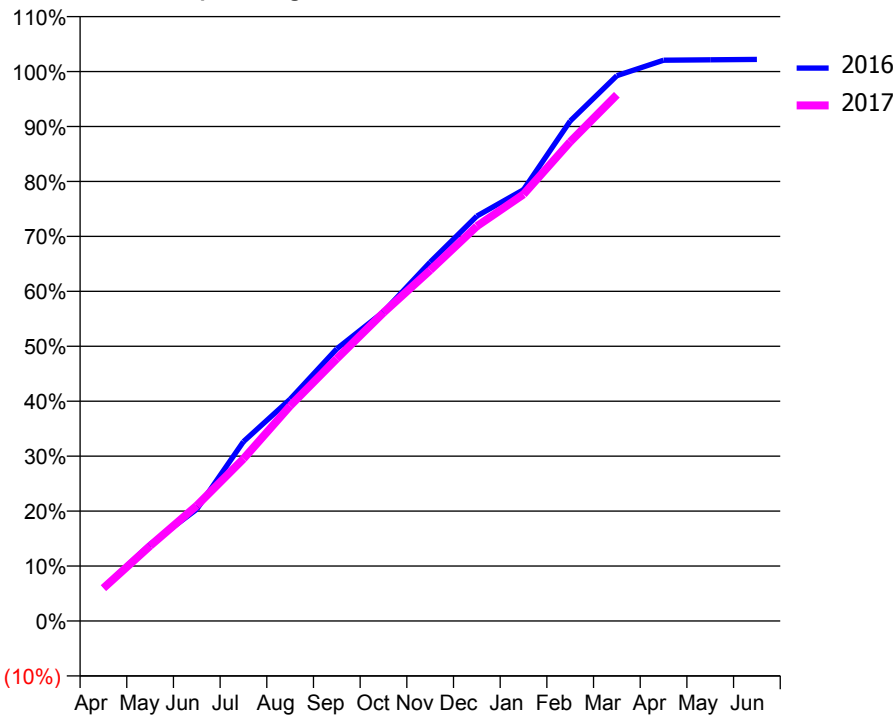
ACCESS*

Patients seen in 24 months	Total	Change since previous quarter
Quarter ending March 2016	9,480	
Quarter ending June 2016	9,519	→
Quarter ending September 2016	9,425	→
Quarter ending December 2016	9,301	↓
Quarter ending March 2017	9,214	→
Variance since March 2016	(2.8%)	↓



ACTIVITY

Cumulative percentage of contracted UDA delivered 2016 & 2017



Month	Adjusted Scheduled Activity (UDA)	
	2016	2017
April	1,452	1,429
May	3,326	3,263
June	4,851	5,008
July	7,785	7,038
August	9,627	9,333
September	11,814	11,385
October	13,414	13,378
November	15,576	15,220
December	17,572	17,130
January	18,718	18,511
February	21,696	20,796
March	23,662	22,835
April	24,331	
May	24,352	
June	24,368	

QUALITY

	Quantity	Base Number	Contract	AT	Region	England
% of FP17s for the same patient ID Re-attending within 3 months - Children	217	4,346	5.0%	10.9%	12.0%	12.3%
% of FP17s for the same patient ID Re-attending within 3 months - Adults	770	8,085	9.5%	15.2%	16.0%	16.7%
% of FP17s for the same patient ID Re-attending between 3 & 9 months - Children	2,627	4,346	60.4%	61.3%	58.8%	57.6%
% of FP17s for the same patient ID Re-attending between 3 & 9 months - Adults	4,342	8,085	53.7%	54.8%	51.2%	50.1%
% of FP17s for Band 1 Urgent Courses	431	11,872	3.6%	7.0%	8.0%	9.1%
% of FP17s Relating to Free Repair or Replacements	21	11,872	0.2%	0.8%	0.8%	0.8%
% of FP17s Relating to Continuations	129	11,872	1.1%	1.6%	1.2%	1.2%
% of Patients satisfied with the dentistry they have received	8	12	66.7%	92.3%	92.7%	92.8%
% of Patients satisfied with the time they had to wait for an appointment	11	12	91.7%	88.0%	89.1%	88.7%

* This is based on patients treated on this contract for their most recent course of treatment. Figures in italics indicate the base number of FP17s or Patient Questionnaire responses are less than 100. N/A is shown where the base number of responses is less than 10 during the period. % is calculated as Quantity/Base number*100

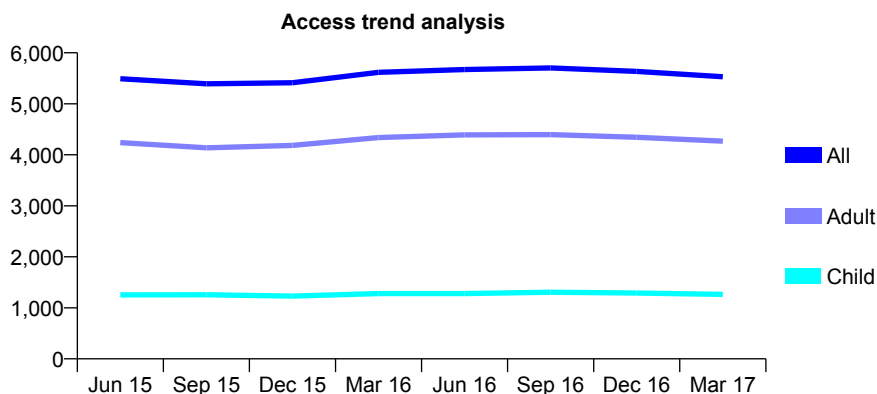
Q55 - Vital Signs At a Glance Contract Report for 191027/0001 - March 2017

Name or company name	Mansfield Dental Practice Limited
Contract type name	GDS Contract
Purpose of contract	General
Contract start date	01/12/2011
Contract end date	

16/17 Contracted general activity (UDA)	16,617
Carry forward general activity (UDA)	-314
16/17 Contracted orthodontic activity (UOA)	0
Carry forward orthodontic activity (UOA)	0
Baseline contract value	£376,614.48

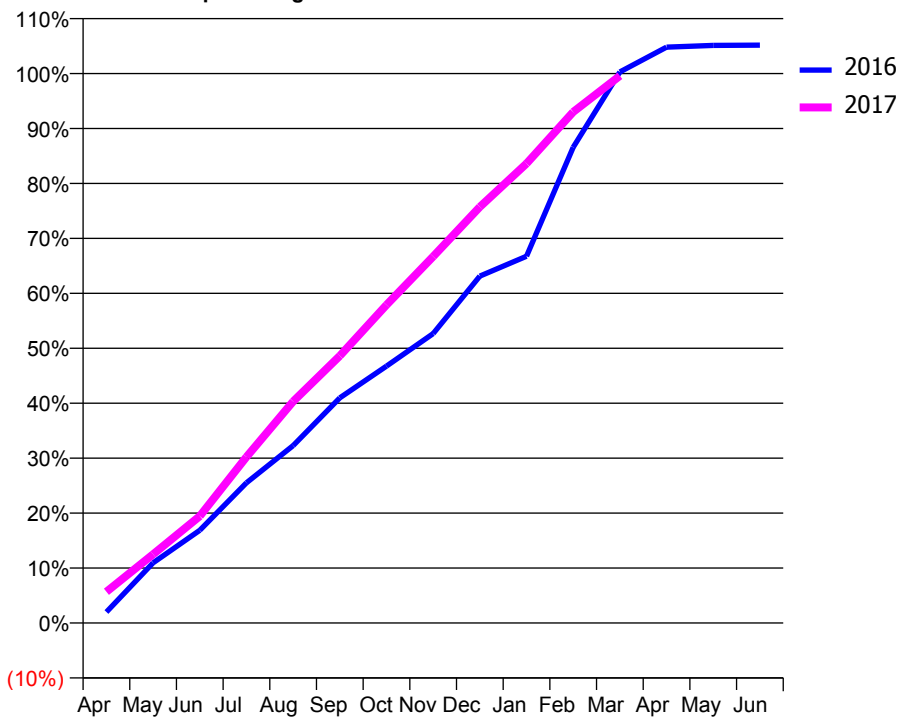
ACCESS*

Patients seen in 24 months	Total	Change since previous quarter
Quarter ending March 2016	5,617	
Quarter ending June 2016	5,671	→
Quarter ending September 2016	5,702	→
Quarter ending December 2016	5,634	↓
Quarter ending March 2017	5,532	↓
Variance since March 2016	(1.5%)	↓



ACTIVITY

Cumulative percentage of contracted UDA delivered 2016 & 2017



Month	Adjusted Scheduled Activity (UDA)	
	2016	2017
April	315	947
May	1,720	2,080
June	2,648	3,231
July	4,005	5,021
August	5,068	6,701
September	6,433	8,079
October	7,339	9,618
November	8,269	11,084
December	9,911	12,582
January	10,481	13,895
February	13,591	15,453
March	15,745	16,547
April	16,454	
May	16,501	
June	16,511	

QUALITY

	Quantity	Base Number	Contract	AT	Region	England
% of FP17s for the same patient ID Re-attending within 3 months - Children	138	1,982	7.0%	10.9%	12.0%	12.3%
% of FP17s for the same patient ID Re-attending within 3 months - Adults	851	6,378	13.3%	15.2%	16.0%	16.7%
% of FP17s for the same patient ID Re-attending between 3 & 9 months - Children	1,288	1,982	65.0%	61.3%	58.8%	57.6%
% of FP17s for the same patient ID Re-attending between 3 & 9 months - Adults	3,963	6,378	62.1%	54.8%	51.2%	50.1%
% of FP17s for Band 1 Urgent Courses	647	8,012	8.1%	7.0%	8.0%	9.1%
% of FP17s Relating to Free Repair or Replacements	68	8,012	0.8%	0.8%	0.8%	0.8%
% of FP17s Relating to Continuations	17	8,012	0.2%	1.6%	1.2%	1.2%
% of Patients satisfied with the dentistry they have received	6	6	N/A	92.3%	92.7%	92.8%
% of Patients satisfied with the time they had to wait for an appointment	5	6	N/A	88.0%	89.1%	88.7%

* This is based on patients treated on this contract for their most recent course of treatment. Figures in italics indicate the base number of FP17s or Patient Questionnaire responses are less than 100. N/A is shown where the base number of responses is less than 10 during the period. % is calculated as Quantity/Base number*100

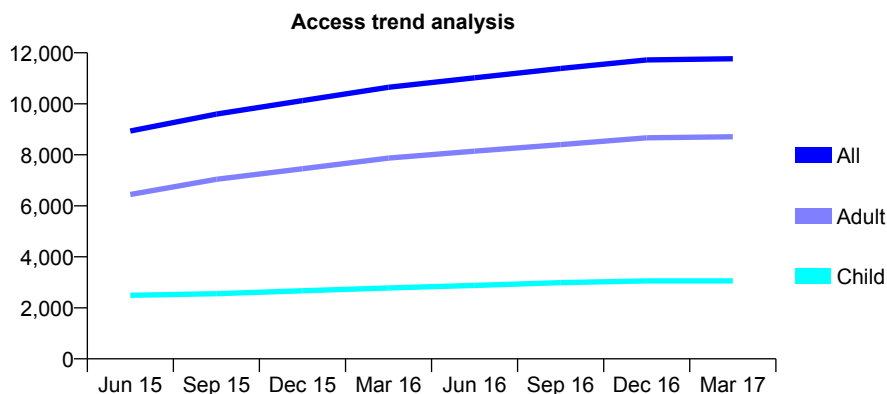
Q55 - Vital Signs At a Glance Contract Report for 191310/0002 - March 2017

Name or company name	East Midlands Community Dental Ass. Ltd.
Contract type name	GDS Contract
Purpose of contract	General
Contract start date	04/12/2006
Contract end date	

16/17 Contracted general activity (UDA)	32,029
Carry forward general activity (UDA)	-218
16/17 Contracted orthodontic activity (UOA)	0
Carry forward orthodontic activity (UOA)	0
Baseline contract value	£908,733.23

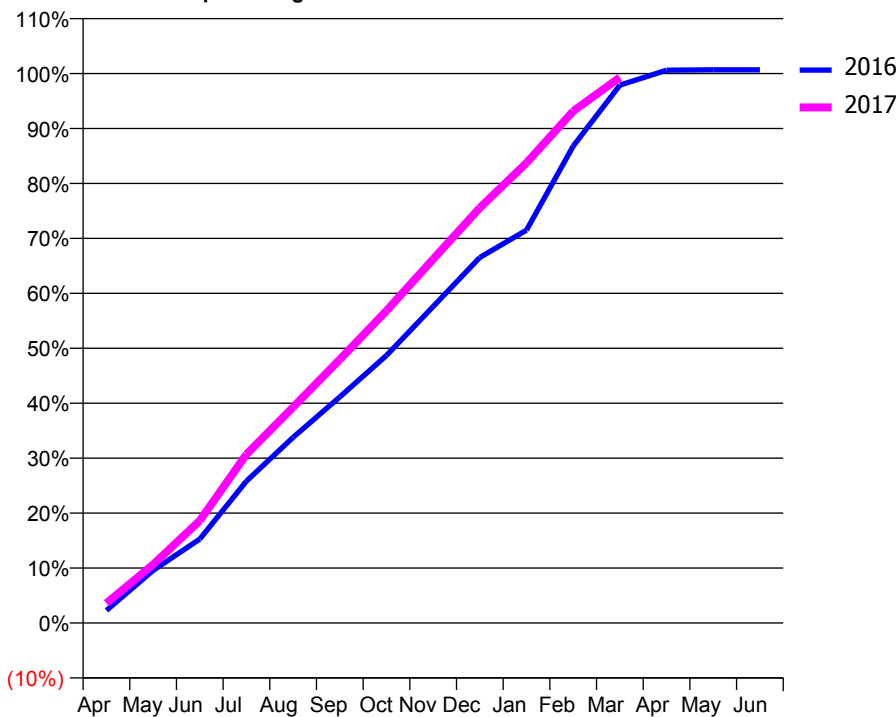
ACCESS*

Patients seen in 24 months	Total	Change since previous quarter
Quarter ending March 2016	10,649	
Quarter ending June 2016	11,020	↑
Quarter ending September 2016	11,385	↑
Quarter ending December 2016	11,721	↑
Quarter ending March 2017	11,765	→
Variance since March 2016	10.5%	↑



ACTIVITY

Cumulative percentage of contracted UDA delivered 2016 & 2017



QUALITY

	Quantity	Base Number	Contract	AT	Region	England
% of FP17s for the same patient ID Re-attending within 3 months - Children	304	4,182	7.3%	10.9%	12.0%	12.3%
% of FP17s for the same patient ID Re-attending within 3 months - Adults	2,016	11,135	18.1%	15.2%	16.0%	16.7%
% of FP17s for the same patient ID Re-attending between 3 & 9 months - Children	2,223	4,182	53.2%	61.3%	58.8%	57.6%
% of FP17s for the same patient ID Re-attending between 3 & 9 months - Adults	5,049	11,135	45.3%	54.8%	51.2%	50.1%
% of FP17s for Band 1 Urgent Courses	916	13,726	6.7%	7.0%	8.0%	9.1%
% of FP17s Relating to Free Repair or Replacements	146	13,726	1.1%	0.8%	0.8%	0.8%
% of FP17s Relating to Continuations	607	13,726	4.4%	1.6%	1.2%	1.2%
% of Patients satisfied with the dentistry they have received	27	28	96.4%	92.3%	92.7%	92.8%
% of Patients satisfied with the time they had to wait for an appointment	26	28	92.9%	88.0%	89.1%	88.7%

* This is based on patients treated on this contract for their most recent course of treatment. Figures in italics indicate the base number of FP17s or Patient Questionnaire responses are less than 100. N/A is shown where the base number of responses is less than 10 during the period. % is calculated as Quantity/Base number*100

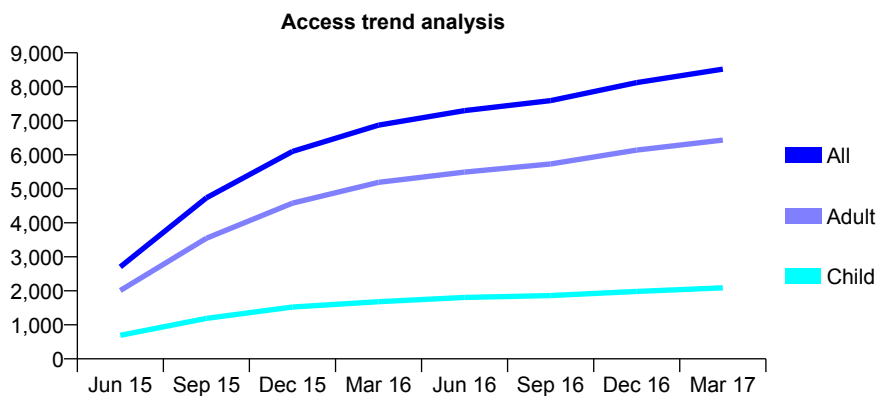
Q55 - Vital Signs At a Glance Contract Report for 192597/0005 - March 2017

Name or company name	DM and LJ Jordan Limited
Contract type name	GDS Contract
Purpose of contract	General
Contract start date	01/01/2015
Contract end date	

16/17 Contracted general activity (UDA)	20,814
Carry forward general activity (UDA)	518
16/17 Contracted orthodontic activity (UOA)	0
Carry forward orthodontic activity (UOA)	0
Baseline contract value	£549,503.11

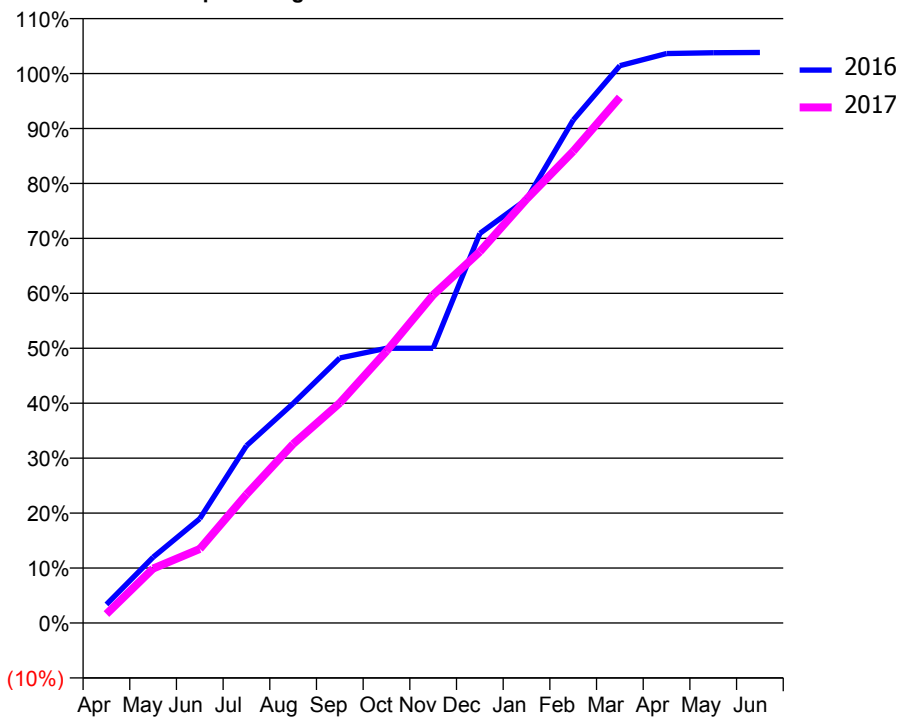
ACCESS*

Patients seen in 24 months	Total	Change since previous quarter
Quarter ending March 2016	6,871	
Quarter ending June 2016	7,299	↑
Quarter ending September 2016	7,593	↑
Quarter ending December 2016	8,124	↑
Quarter ending March 2017	8,521	↑
Variance since March 2016	24.0%	↑



ACTIVITY

Cumulative percentage of contracted UDA delivered 2016 & 2017



Month	Adjusted Scheduled Activity (UDA)	
	2016	2017
April	741	342
May	2,623	2,061
June	4,156	2,806
July	7,067	4,873
August	8,751	6,779
September	10,561	8,339
October	10,947	10,296
November	10,947	12,428
December	15,523	14,066
January	16,878	16,055
February	20,039	17,868
March	22,207	19,912
April	22,690	
May	22,723	
June	22,734	

QUALITY

	Quantity	Base Number	Contract	AT	Region	England
% of FP17s for the same patient ID Re-attending within 3 months - Children	183	2,739	6.7%	10.9%	12.0%	12.3%
% of FP17s for the same patient ID Re-attending within 3 months - Adults	941	8,224	11.4%	15.2%	16.0%	16.7%
% of FP17s for the same patient ID Re-attending between 3 & 9 months - Children	1,526	2,739	55.7%	61.3%	58.8%	57.6%
% of FP17s for the same patient ID Re-attending between 3 & 9 months - Adults	4,415	8,224	53.7%	54.8%	51.2%	50.1%
% of FP17s for Band 1 Urgent Courses	1,046	10,684	9.8%	7.0%	8.0%	9.1%
% of FP17s Relating to Free Repair or Replacements	157	10,684	1.5%	0.8%	0.8%	0.8%
% of FP17s Relating to Continuations	123	10,684	1.2%	1.6%	1.2%	1.2%
% of Patients satisfied with the dentistry they have received	15	15	100.0%	92.3%	92.7%	92.8%
% of Patients satisfied with the time they had to wait for an appointment	13	15	86.7%	88.0%	89.1%	88.7%

* This is based on patients treated on this contract for their most recent course of treatment. Figures in italics indicate the base number of FP17s or Patient Questionnaire responses are less than 100. N/A is shown where the base number of responses is less than 10 during the period. % is calculated as Quantity/Base number*100

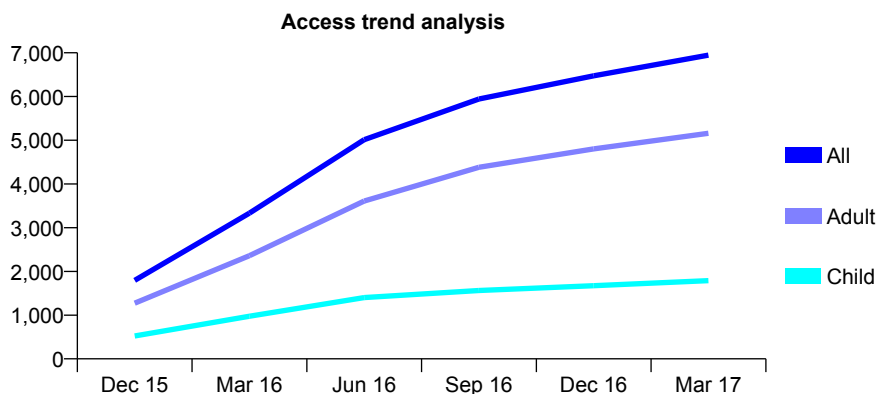
Q55 - Vital Signs At a Glance Contract Report for 193437/0001 - March 2017

Name or company name	Risley Hill Dental
Contract type name	GDS Contract
Purpose of contract	General
Contract start date	29/09/2015
Contract end date	

16/17 Contracted general activity (UDA)	16,964
Carry forward general activity (UDA)	0
16/17 Contracted orthodontic activity (UOA)	0
Carry forward orthodontic activity (UOA)	0
Baseline contract value	£634,596.84

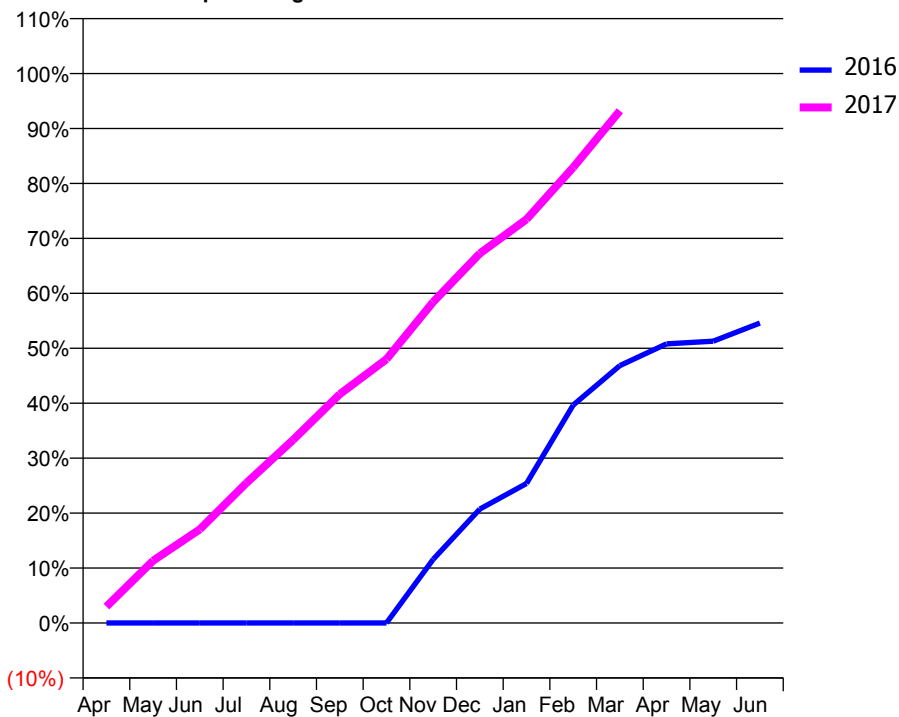
ACCESS*

Patients seen in 24 months	Total	Change since previous quarter
Quarter ending March 2016	3,333	
Quarter ending June 2016	5,013	↑
Quarter ending September 2016	5,944	↑
Quarter ending December 2016	6,474	↑
Quarter ending March 2017	6,947	↑
Variance since March 2016	108.4%	↑



ACTIVITY

Cumulative percentage of contracted UDA delivered 2016 & 2017



Adjusted Scheduled Activity (UDA)

Month	2016	2017
April	0	510
May	0	1,924
June	0	2,893
July	0	4,326
August	0	5,656
September	0	7,065
October	2	8,143
November	1,257	9,911
December	2,249	11,409
January	2,756	12,463
February	4,303	14,066
March	5,081	15,814
April	5,511	
May	5,563	
June	5,922	

QUALITY

	Quantity	Base Number	Contract	AT	Region	England
% of FP17s for the same patient ID Re-attending within 3 months - Children	151	2,864	5.3%	10.9%	12.0%	12.3%
% of FP17s for the same patient ID Re-attending within 3 months - Adults	873	7,700	11.3%	15.2%	16.0%	16.7%
% of FP17s for the same patient ID Re-attending between 3 & 9 months - Children	1,478	2,864	51.6%	61.3%	58.8%	57.6%
% of FP17s for the same patient ID Re-attending between 3 & 9 months - Adults	3,281	7,700	42.6%	54.8%	51.2%	50.1%
% of FP17s for Band 1 Urgent Courses	467	8,917	5.2%	7.0%	8.0%	9.1%
% of FP17s Relating to Free Repair or Replacements	47	8,917	0.5%	0.8%	0.8%	0.8%
% of FP17s Relating to Continuations	145	8,917	1.6%	1.6%	1.2%	1.2%
% of Patients satisfied with the dentistry they have received	7	9	N/A	92.3%	92.7%	92.8%
% of Patients satisfied with the time they had to wait for an appointment	6	9	N/A	88.0%	89.1%	88.7%

* This is based on patients treated on this contract for their most recent course of treatment. Figures in italics indicate the base number of FP17s or Patient Questionnaire responses are less than 100. N/A is shown where the base number of responses is less than 10 during the period. % is calculated as Quantity/Base number*100

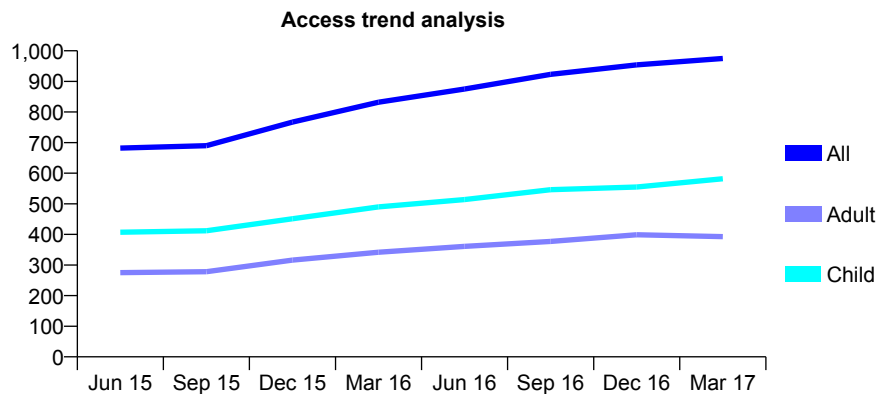
Q55 - Vital Signs At a Glance Contract Report for 197505/0001 - March 2017

Name or company name	Bridgford Dental Practice
Contract type name	GDS Contract
Purpose of contract	General
Contract start date	01/04/2013
Contract end date	

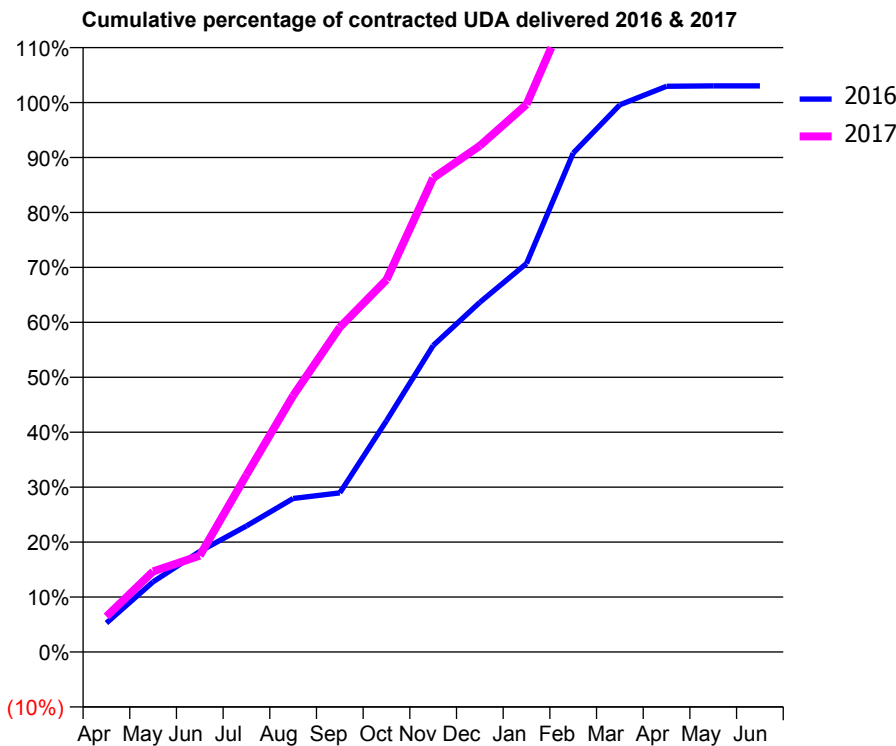
16/17 Contracted general activity (UDA)	1,081
Carry forward general activity (UDA)	-22
16/17 Contracted orthodontic activity (UOA)	0
Carry forward orthodontic activity (UOA)	0
Baseline contract value	£25,189.10

ACCESS*

Patients seen in 24 months	Total	Change since previous quarter
Quarter ending March 2016	832	
Quarter ending June 2016	875	↑
Quarter ending September 2016	923	↑
Quarter ending December 2016	954	↑
Quarter ending March 2017	975	↑
Variance since March 2016	17.2%	↑



ACTIVITY



Month	Adjusted Scheduled Activity (UDA)	
	2016	2017
April	57	70
May	138	159
June	198	190
July	248	349
August	302	504
September	313	639
October	455	732
November	603	932
December	688	996
January	764	1,077
February	981	1,288
March	1,076	1,484
April	1,113	
May	1,114	
June	1,114	

QUALITY

	Quantity	Base Number	Contract	AT	Region	England
% of FP17s for the same patient ID Re-attending within 3 months - Children	86	843	10.2%	10.9%	12.0%	12.3%
% of FP17s for the same patient ID Re-attending within 3 months - Adults	99	490	20.2%	15.2%	16.0%	16.7%
% of FP17s for the same patient ID Re-attending between 3 & 9 months - Children	453	843	53.7%	61.3%	58.8%	57.6%
% of FP17s for the same patient ID Re-attending between 3 & 9 months - Adults	209	490	42.7%	54.8%	51.2%	50.1%
% of FP17s for Band 1 Urgent Courses	29	761	3.8%	7.0%	8.0%	9.1%
% of FP17s Relating to Free Repair or Replacements	0	761	0.0%	0.8%	0.8%	0.8%
% of FP17s Relating to Continuations	0	761	0.0%	1.6%	1.2%	1.2%
% of Patients satisfied with the dentistry they have received	1	1	N/A	92.3%	92.7%	92.8%
% of Patients satisfied with the time they had to wait for an appointment	1	1	N/A	88.0%	89.1%	88.7%

* This is based on patients treated on this contract for their most recent course of treatment. Figures in italics indicate the base number of FP17s or Patient Questionnaire responses are less than 100. N/A is shown where the base number of responses is less than 10 during the period. % is calculated as Quantity/Base number*100

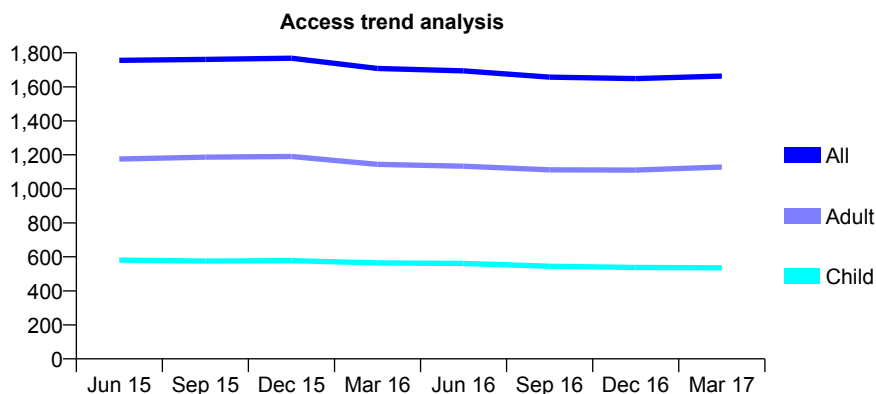
Q55 - Vital Signs At a Glance Contract Report for 197572/0001 - March 2017

Name or company name	The Buxton Dental Practice
Contract type name	GDS Contract
Purpose of contract	General and Orthodontic
Contract start date	08/11/2012
Contract end date	

16/17 Contracted general activity (UDA)	4,594
Carry forward general activity (UDA)	74
16/17 Contracted orthodontic activity (UOA)	167
Carry forward orthodontic activity (UOA)	0
Baseline contract value	£124,967.50

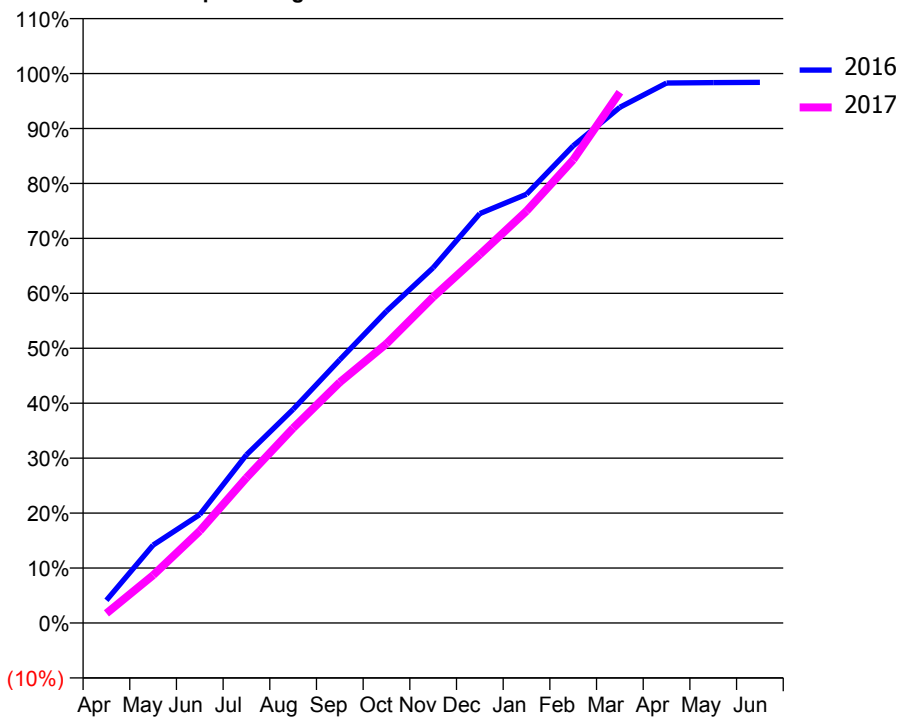
ACCESS*

Patients seen in 24 months	Total	Change since previous quarter
Quarter ending March 2016	1,708	
Quarter ending June 2016	1,694	→
Quarter ending September 2016	1,657	↓
Quarter ending December 2016	1,648	→
Quarter ending March 2017	1,663	→
Variance since March 2016	(2.6%)	↓



ACTIVITY

Cumulative percentage of contracted UDA delivered 2016 & 2017



QUALITY

	Quantity	Base Number	Contract	AT	Region	England
% of FP17s for the same patient ID Re-attending within 3 months - Children	132	1,014	13.0%	10.9%	12.0%	12.3%
% of FP17s for the same patient ID Re-attending within 3 months - Adults	241	1,644	14.7%	15.2%	16.0%	16.7%
% of FP17s for the same patient ID Re-attending between 3 & 9 months - Children	654	1,014	64.5%	61.3%	58.8%	57.6%
% of FP17s for the same patient ID Re-attending between 3 & 9 months - Adults	955	1,644	58.1%	54.8%	51.2%	50.1%
% of FP17s for Band 1 Urgent Courses	195	2,540	7.7%	7.0%	8.0%	9.1%
% of FP17s Relating to Free Repair or Replacements	6	2,540	0.2%	0.8%	0.8%	0.8%
% of FP17s Relating to Continuations	30	2,540	1.2%	1.6%	1.2%	1.2%
% of Patients satisfied with the dentistry they have received	1	1	N/A	92.3%	92.7%	92.8%
% of Patients satisfied with the time they had to wait for an appointment	1	1	N/A	88.0%	89.1%	88.7%

* This is based on patients treated on this contract for their most recent course of treatment. Figures in italics indicate the base number of FP17s or Patient Questionnaire responses are less than 100. N/A is shown where the base number of responses is less than 10 during the period. % is calculated as Quantity/Base number*100

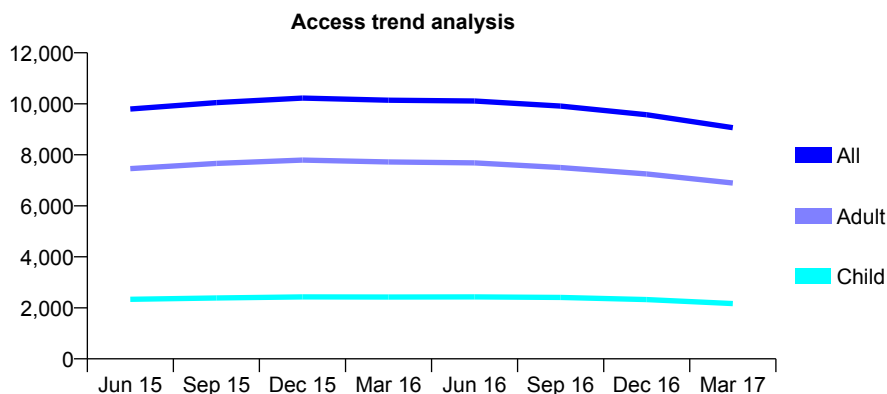
Q55 - Vital Signs At a Glance Contract Report for 198145/0001 - March 2017

Name or company name	The Manor Surgery Limited
Contract type name	GDS Contract
Purpose of contract	General
Contract start date	01/10/2007
Contract end date	

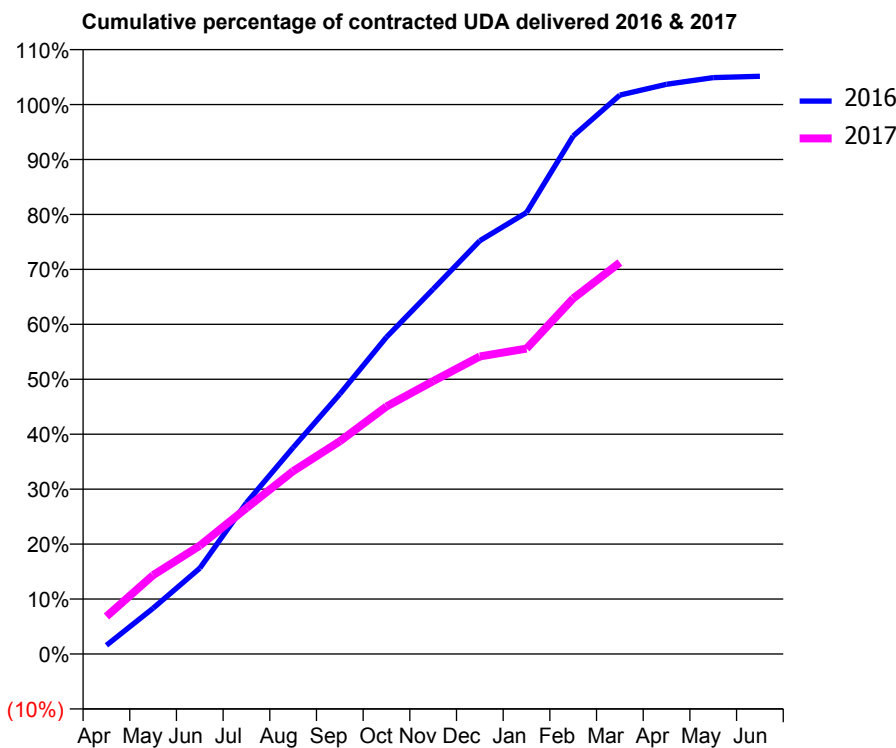
16/17 Contracted general activity (UDA)	35,010
Carry forward general activity (UDA)	-700
16/17 Contracted orthodontic activity (UOA)	0
Carry forward orthodontic activity (UOA)	0
Baseline contract value	£867,403.35

ACCESS*

Patients seen in 24 months	Total	Change since previous quarter
Quarter ending March 2016	10,140	
Quarter ending June 2016	10,109	→
Quarter ending September 2016	9,909	↓
Quarter ending December 2016	9,573	↓
Quarter ending March 2017	9,064	↓
Variance since March 2016	(10.6%)	↓



ACTIVITY



Month	Adjusted Scheduled Activity (UDA)	
	2016	2017
April	554	2,389
May	2,919	5,024
June	5,467	6,906
July	9,639	9,301
August	13,154	11,653
September	16,564	13,554
October	20,189	15,770
November	23,247	17,388
December	26,335	18,961
January	28,127	19,460
February	33,003	22,658
March	35,611	24,942
April	36,302	
May	36,725	
June	36,805	

QUALITY

	Quantity	Base Number	Contract	AT	Region	England
% of FP17s for the same patient ID Re-attending within 3 months - Children	307	2,812	10.9%	10.9%	12.0%	12.3%
% of FP17s for the same patient ID Re-attending within 3 months - Adults	2,133	9,984	21.4%	15.2%	16.0%	16.7%
% of FP17s for the same patient ID Re-attending between 3 & 9 months - Children	1,712	2,812	60.9%	61.3%	58.8%	57.6%
% of FP17s for the same patient ID Re-attending between 3 & 9 months - Adults	5,636	9,984	56.5%	54.8%	51.2%	50.1%
% of FP17s for Band 1 Urgent Courses	1,316	12,338	10.7%	7.0%	8.0%	9.1%
% of FP17s Relating to Free Repair or Replacements	317	12,338	2.6%	0.8%	0.8%	0.8%
% of FP17s Relating to Continuations	266	12,338	2.2%	1.6%	1.2%	1.2%
% of Patients satisfied with the dentistry they have received	15	15	100.0%	92.3%	92.7%	92.8%
% of Patients satisfied with the time they had to wait for an appointment	13	15	86.7%	88.0%	89.1%	88.7%

* This is based on patients treated on this contract for their most recent course of treatment. Figures in italics indicate the base number of FP17s or Patient Questionnaire responses are less than 100. N/A is shown where the base number of responses is less than 10 during the period. % is calculated as Quantity/Base number*100

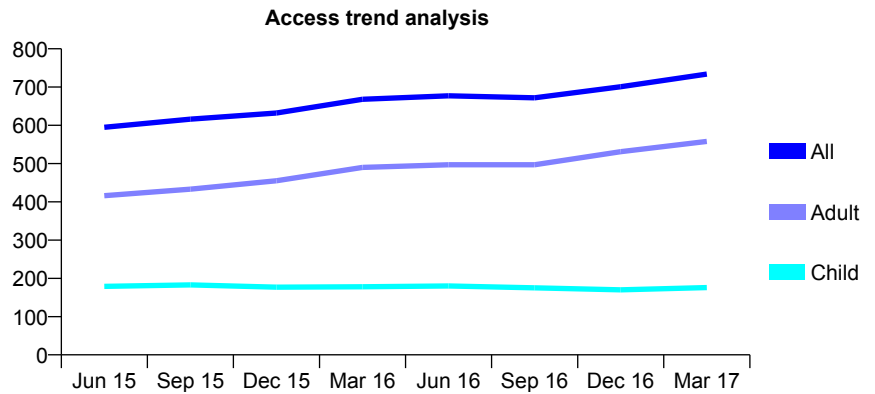
Q55 - Vital Signs At a Glance Contract Report for 219029/0003 - March 2017

Name or company name	MR A MARSHALL
Contract type name	GDS Contract
Purpose of contract	General
Contract start date	02/03/2009
Contract end date	

16/17 Contracted general activity (UDA)	1,358
Carry forward general activity (UDA)	0
16/17 Contracted orthodontic activity (UOA)	0
Carry forward orthodontic activity (UOA)	0
Baseline contract value	£34,646.28

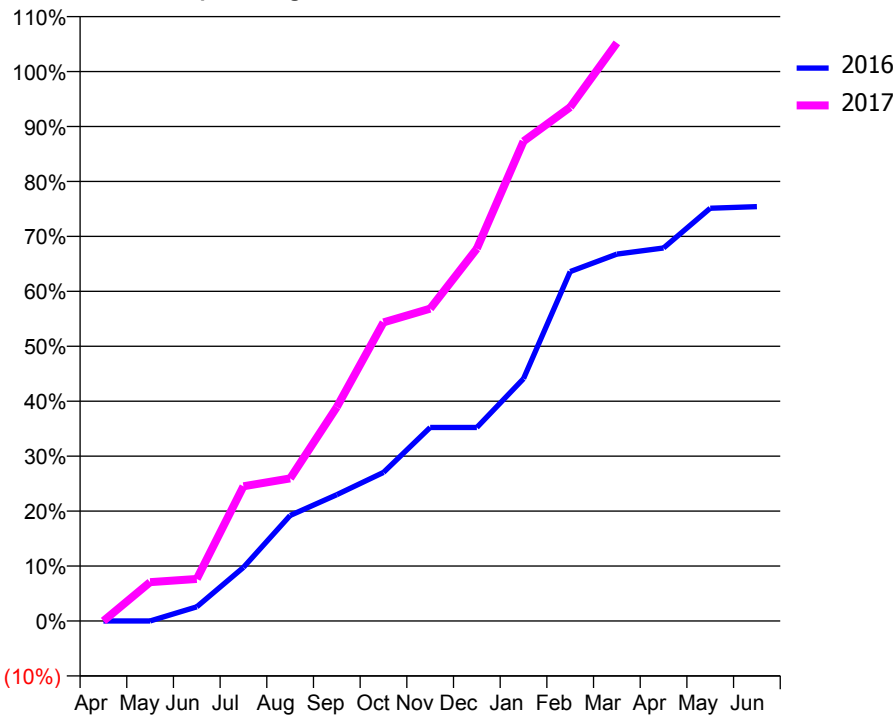
ACCESS*

Patients seen in 24 months	Total	Change since previous quarter
Quarter ending March 2016	668	
Quarter ending June 2016	677	→
Quarter ending September 2016	672	→
Quarter ending December 2016	701	↑
Quarter ending March 2017	734	↑
Variance since March 2016	9.9%	↑



ACTIVITY

Cumulative percentage of contracted UDA delivered 2016 & 2017



Month	Adjusted Scheduled Activity (UDA)	
	2016	2017
April	0	0
May	0	96
June	44	104
July	166	333
August	326	352
September	390	529
October	459	738
November	598	772
December	598	920
January	749	1,186
February	1,080	1,270
March	1,134	1,429
April	1,153	
May	1,276	
June	1,281	

QUALITY

	Quantity	Base Number	Contract	AT	Region	England
% of FP17s for the same patient ID Re-attending within 3 months - Children	5	248	2.0%	10.9%	12.0%	12.3%
% of FP17s for the same patient ID Re-attending within 3 months - Adults	28	522	5.4%	15.2%	16.0%	16.7%
% of FP17s for the same patient ID Re-attending between 3 & 9 months - Children	129	248	52.0%	61.3%	58.8%	57.6%
% of FP17s for the same patient ID Re-attending between 3 & 9 months - Adults	179	522	34.3%	54.8%	51.2%	50.1%
% of FP17s for Band 1 Urgent Courses	9	693	1.3%	7.0%	8.0%	9.1%
% of FP17s Relating to Free Repair or Replacements	0	693	0.0%	0.8%	0.8%	0.8%
% of FP17s Relating to Continuations	0	693	0.0%	1.6%	1.2%	1.2%
% of Patients satisfied with the dentistry they have received	1	1	N/A	92.3%	92.7%	92.8%
% of Patients satisfied with the time they had to wait for an appointment	0	1	N/A	88.0%	89.1%	88.7%

* This is based on patients treated on this contract for their most recent course of treatment. Figures in italics indicate the base number of FP17s or Patient Questionnaire responses are less than 100. N/A is shown where the base number of responses is less than 10 during the period. % is calculated as Quantity/Base number*100

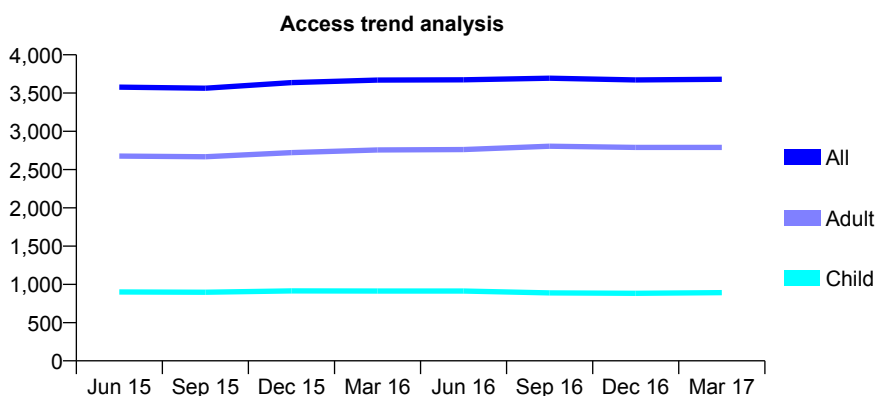
Q55 - Vital Signs At a Glance Contract Report for 219592/0001 - March 2017

Name or company name	MR M AFZAL
Contract type name	GDS Contract
Purpose of contract	General
Contract start date	01/04/2006
Contract end date	

16/17 Contracted general activity (UDA)	11,677
Carry forward general activity (UDA)	49
16/17 Contracted orthodontic activity (UOA)	0
Carry forward orthodontic activity (UOA)	0
Baseline contract value	£249,571.24

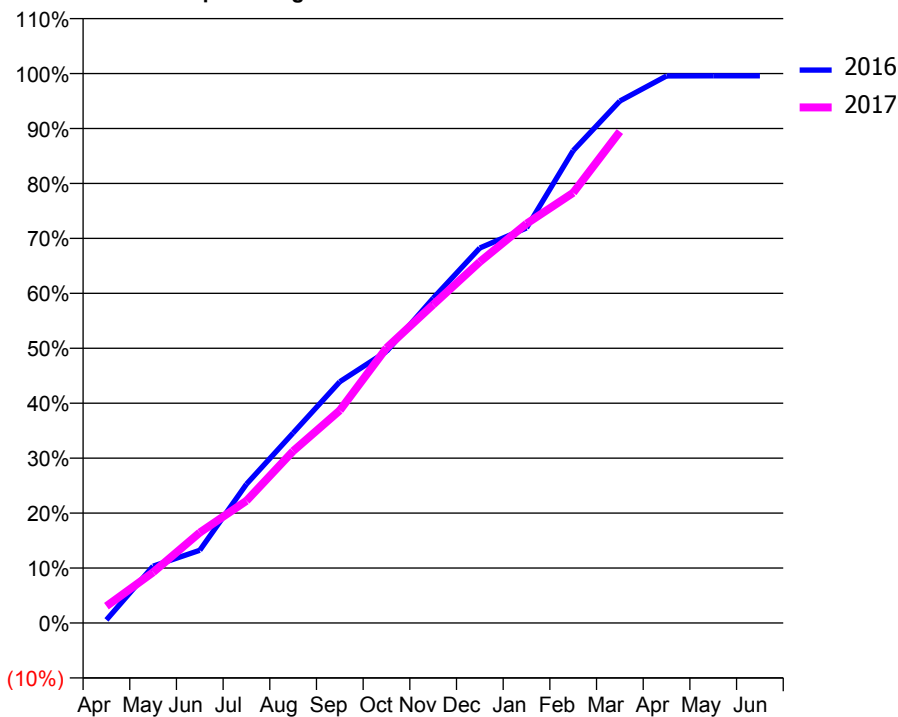
ACCESS*

Patients seen in 24 months	Total	Change since previous quarter
Quarter ending March 2016	3,669	
Quarter ending June 2016	3,673	→
Quarter ending September 2016	3,694	→
Quarter ending December 2016	3,672	→
Quarter ending March 2017	3,681	→
Variance since March 2016	0.3%	→



ACTIVITY

Cumulative percentage of contracted UDA delivered 2016 & 2017



QUALITY

	Quantity	Base Number	Contract	AT	Region	England
% of FP17s for the same patient ID Re-attending within 3 months - Children	75	1,073	7.0%	10.9%	12.0%	12.3%
% of FP17s for the same patient ID Re-attending within 3 months - Adults	386	3,142	12.3%	15.2%	16.0%	16.7%
% of FP17s for the same patient ID Re-attending between 3 & 9 months - Children	517	1,073	48.2%	61.3%	58.8%	57.6%
% of FP17s for the same patient ID Re-attending between 3 & 9 months - Adults	1,364	3,142	43.4%	54.8%	51.2%	50.1%
% of FP17s for Band 1 Urgent Courses	138	4,013	3.4%	7.0%	8.0%	9.1%
% of FP17s Relating to Free Repair or Replacements	27	4,013	0.7%	0.8%	0.8%	0.8%
% of FP17s Relating to Continuations	127	4,013	3.2%	1.6%	1.2%	1.2%
% of Patients satisfied with the dentistry they have received	3	5	N/A	92.3%	92.7%	92.8%
% of Patients satisfied with the time they had to wait for an appointment	4	5	N/A	88.0%	89.1%	88.7%

* This is based on patients treated on this contract for their most recent course of treatment. Figures in italics indicate the base number of FP17s or Patient Questionnaire responses are less than 100. N/A is shown where the base number of responses is less than 10 during the period. % is calculated as Quantity/Base number*100

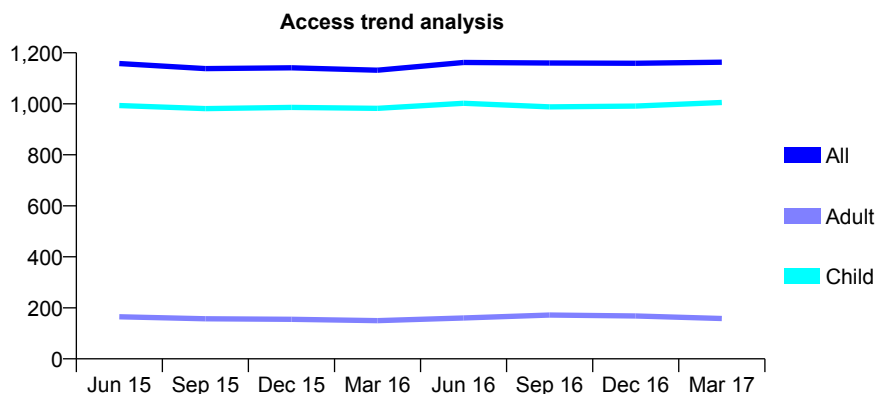
Q55 - Vital Signs At a Glance Contract Report for 222712/0001 - March 2017

Name or company name	MR CM KIRKPATRICK
Contract type name	GDS Contract
Purpose of contract	General
Contract start date	01/04/2006
Contract end date	

16/17 Contracted general activity (UDA)	3,289
Carry forward general activity (UDA)	0
16/17 Contracted orthodontic activity (UOA)	0
Carry forward orthodontic activity (UOA)	0
Baseline contract value	£82,037.09

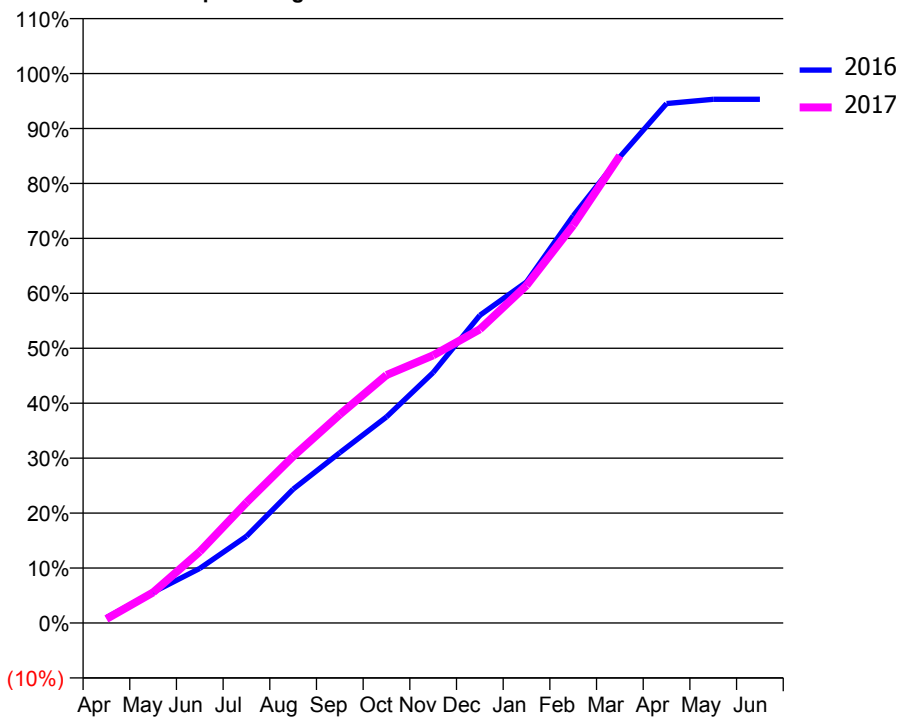
ACCESS*

Patients seen in 24 months	Total	Change since previous quarter
Quarter ending March 2016	1,132	
Quarter ending June 2016	1,162	↑
Quarter ending September 2016	1,160	→
Quarter ending December 2016	1,159	→
Quarter ending March 2017	1,163	→
Variance since March 2016	2.7%	↑



ACTIVITY

Cumulative percentage of contracted UDA delivered 2016 & 2017



Month	Adjusted Scheduled Activity (UDA)	
	2016	2017
April	32	24
May	184	183
June	327	427
July	519	721
August	801	998
September	1,020	1,248
October	1,233	1,484
November	1,500	1,602
December	1,842	1,758
January	2,042	2,021
February	2,437	2,380
March	2,790	2,797
April	3,109	
May	3,135	
June	3,135	

QUALITY

	Quantity	Base Number	Contract	AT	Region	England
% of FP17s for the same patient ID Re-attending within 3 months - Children	198	1,942	10.2%	10.9%	12.0%	12.3%
% of FP17s for the same patient ID Re-attending within 3 months - Adults	8	101	7.9%	15.2%	16.0%	16.7%
% of FP17s for the same patient ID Re-attending between 3 & 9 months - Children	1,347	1,942	69.4%	61.3%	58.8%	57.6%
% of FP17s for the same patient ID Re-attending between 3 & 9 months - Adults	62	101	61.4%	54.8%	51.2%	50.1%
% of FP17s for Band 1 Urgent Courses	57	1,850	3.1%	7.0%	8.0%	9.1%
% of FP17s Relating to Free Repair or Replacements	0	1,850	0.0%	0.8%	0.8%	0.8%
% of FP17s Relating to Continuations	38	1,850	2.1%	1.6%	1.2%	1.2%
% of Patients satisfied with the dentistry they have received	1	1	N/A	92.3%	92.7%	92.8%
% of Patients satisfied with the time they had to wait for an appointment	0	1	N/A	88.0%	89.1%	88.7%

* This is based on patients treated on this contract for their most recent course of treatment. Figures in italics indicate the base number of FP17s or Patient Questionnaire responses are less than 100. N/A is shown where the base number of responses is less than 10 during the period. % is calculated as Quantity/Base number*100

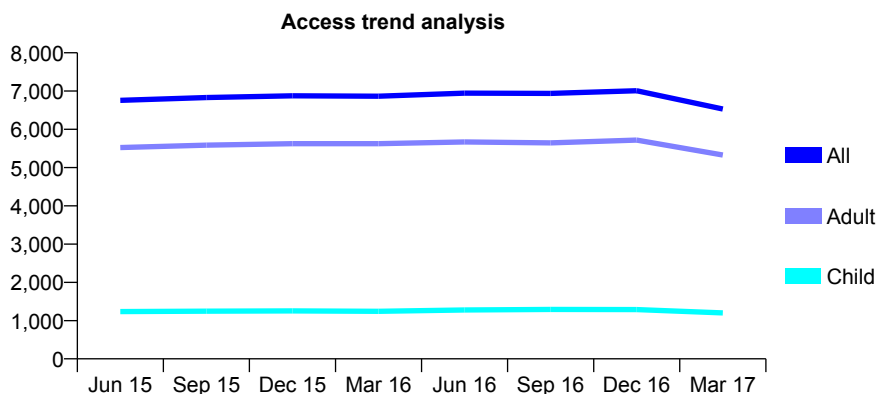
Q55 - Vital Signs At a Glance Contract Report for 222909/0001 - March 2017

Name or company name	MR S POWNALL
Contract type name	GDS Contract
Purpose of contract	General
Contract start date	01/04/2006
Contract end date	

16/17 Contracted general activity (UDA)	17,825
Carry forward general activity (UDA)	57
16/17 Contracted orthodontic activity (UOA)	0
Carry forward orthodontic activity (UOA)	0
Baseline contract value	£391,379.71

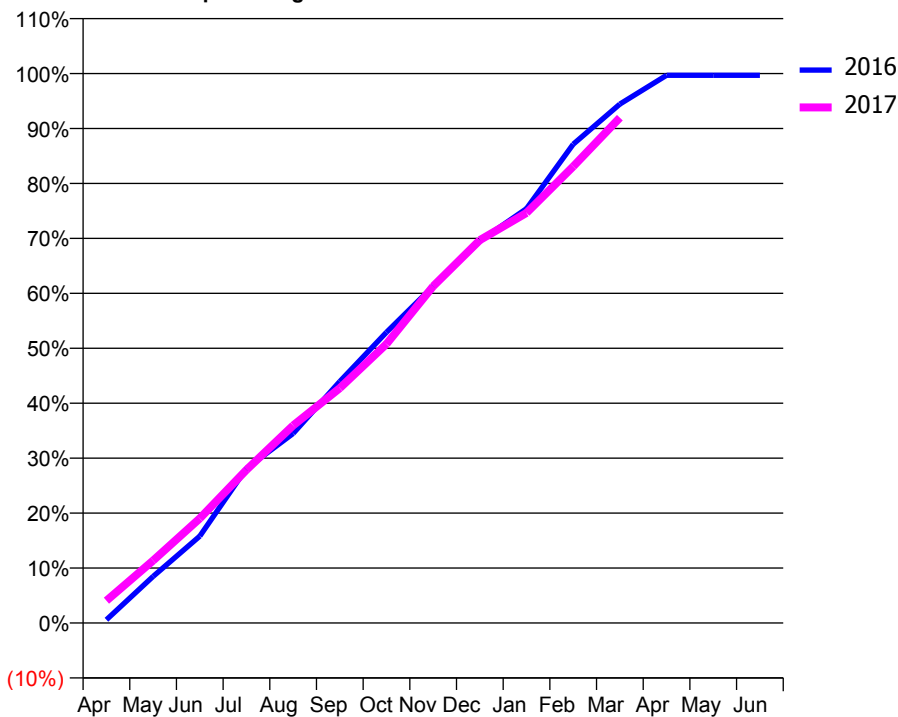
ACCESS*

Patients seen in 24 months	Total	Change since previous quarter
Quarter ending March 2016	6,867	
Quarter ending June 2016	6,947	→
Quarter ending September 2016	6,938	→
Quarter ending December 2016	7,007	→
Quarter ending March 2017	6,530	↓
Variance since March 2016	(4.9%)	↓



ACTIVITY

Cumulative percentage of contracted UDA delivered 2016 & 2017



Month	Adjusted Scheduled Activity (UDA)	
	2016	2017
April	107	726
May	1,511	2,028
June	2,816	3,391
July	5,014	4,967
August	6,147	6,408
September	7,836	7,621
October	9,430	9,053
November	10,925	10,925
December	12,393	12,420
January	13,440	13,305
February	15,531	14,810
March	16,834	16,390
April	17,765	
May	17,769	
June	17,768	

QUALITY

	Quantity	Base Number	Contract	AT	Region	England
% of FP17s for the same patient ID Re-attending within 3 months - Children	68	1,756	3.9%	10.9%	12.0%	12.3%
% of FP17s for the same patient ID Re-attending within 3 months - Adults	1,010	7,529	13.4%	15.2%	16.0%	16.7%
% of FP17s for the same patient ID Re-attending between 3 & 9 months - Children	992	1,756	56.5%	61.3%	58.8%	57.6%
% of FP17s for the same patient ID Re-attending between 3 & 9 months - Adults	3,676	7,529	48.8%	54.8%	51.2%	50.1%
% of FP17s for Band 1 Urgent Courses	347	8,841	3.9%	7.0%	8.0%	9.1%
% of FP17s Relating to Free Repair or Replacements	48	8,841	0.5%	0.8%	0.8%	0.8%
% of FP17s Relating to Continuations	62	8,841	0.7%	1.6%	1.2%	1.2%
% of Patients satisfied with the dentistry they have received	13	13	100.0%	92.3%	92.7%	92.8%
% of Patients satisfied with the time they had to wait for an appointment	12	13	92.3%	88.0%	89.1%	88.7%

* This is based on patients treated on this contract for their most recent course of treatment. Figures in italics indicate the base number of FP17s or Patient Questionnaire responses are less than 100. N/A is shown where the base number of responses is less than 10 during the period. % is calculated as Quantity/Base number*100

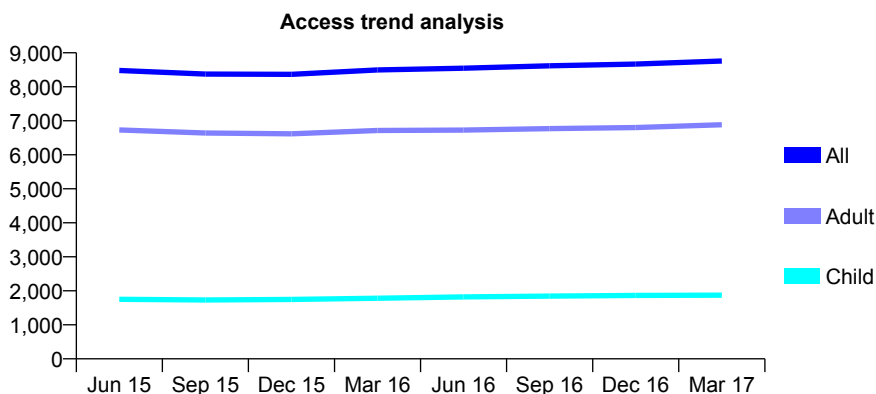
Q55 - Vital Signs At a Glance Contract Report for 231436/0002 - March 2017

Name or company name	MR JP GALE
Contract type name	GDS Contract
Purpose of contract	General
Contract start date	01/04/2006
Contract end date	

16/17 Contracted general activity (UDA)	22,288
Carry forward general activity (UDA)	-70
16/17 Contracted orthodontic activity (UOA)	0
Carry forward orthodontic activity (UOA)	0
Baseline contract value	£516,231.12

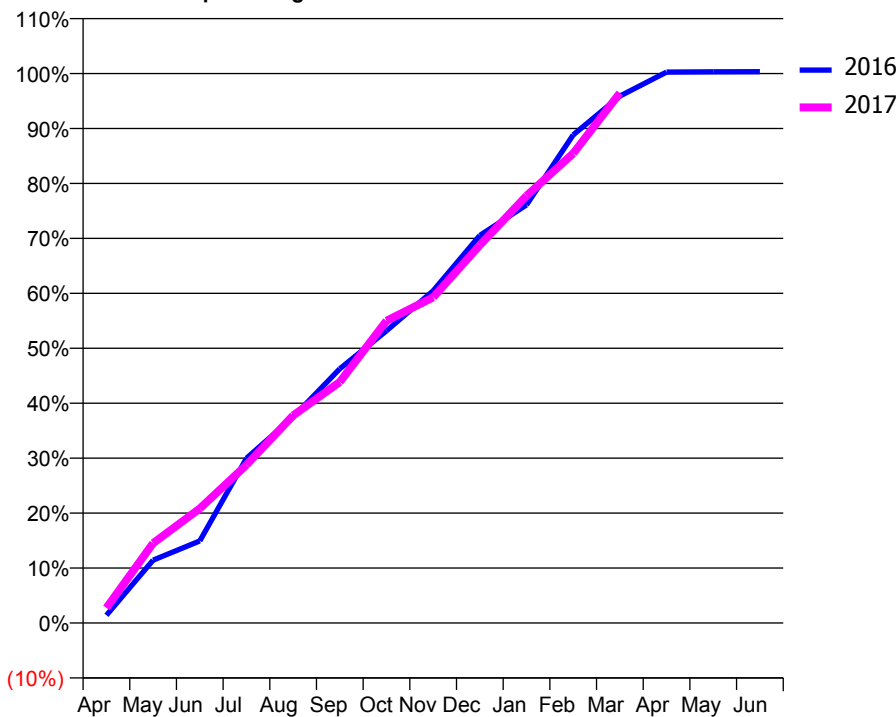
ACCESS*

Patients seen in 24 months	Total	Change since previous quarter
Quarter ending March 2016	8,496	
Quarter ending June 2016	8,547	→
Quarter ending September 2016	8,616	→
Quarter ending December 2016	8,668	→
Quarter ending March 2017	8,757	→
Variance since March 2016	3.1%	↑



ACTIVITY

Cumulative percentage of contracted UDA delivered 2016 & 2017



Month	Adjusted Scheduled Activity (UDA)	
	2016	2017
April	310	613
May	2,500	3,238
June	3,260	4,643
July	6,544	6,410
August	8,181	8,417
September	10,098	9,776
October	11,609	12,256
November	13,197	13,211
December	15,396	15,324
January	16,609	17,324
February	19,389	19,049
March	20,933	21,498
April	21,887	
May	21,898	
June	21,899	

QUALITY

	Quantity	Base Number	Contract	AT	Region	England
% of FP17s for the same patient ID Re-attending within 3 months - Children	122	3,143	3.9%	10.9%	12.0%	12.3%
% of FP17s for the same patient ID Re-attending within 3 months - Adults	1,479	11,411	13.0%	15.2%	16.0%	16.7%
% of FP17s for the same patient ID Re-attending between 3 & 9 months - Children	2,152	3,143	68.5%	61.3%	58.8%	57.6%
% of FP17s for the same patient ID Re-attending between 3 & 9 months - Adults	7,360	11,411	64.5%	54.8%	51.2%	50.1%
% of FP17s for Band 1 Urgent Courses	405	13,916	2.9%	7.0%	8.0%	9.1%
% of FP17s Relating to Free Repair or Replacements	227	13,916	1.6%	0.8%	0.8%	0.8%
% of FP17s Relating to Continuations	157	13,916	1.1%	1.6%	1.2%	1.2%
% of Patients satisfied with the dentistry they have received	17	17	100.0%	92.3%	92.7%	92.8%
% of Patients satisfied with the time they had to wait for an appointment	17	17	100.0%	88.0%	89.1%	88.7%

* This is based on patients treated on this contract for their most recent course of treatment. Figures in italics indicate the base number of FP17s or Patient Questionnaire responses are less than 100. N/A is shown where the base number of responses is less than 10 during the period. % is calculated as Quantity/Base number*100

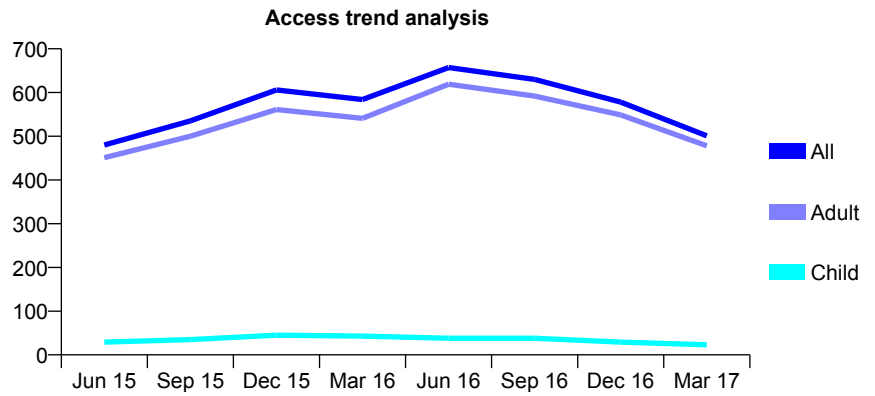
Q55 - Vital Signs At a Glance Contract Report for 231436/0003 - March 2017

Name or company name	MR JP GALE
Contract type name	GDS Contract
Purpose of contract	General
Contract start date	01/07/2008
Contract end date	

16/17 Contracted general activity (UDA)	2,150
Carry forward general activity (UDA)	-43
16/17 Contracted orthodontic activity (UOA)	0
Carry forward orthodontic activity (UOA)	0
Baseline contract value	£80,874.39

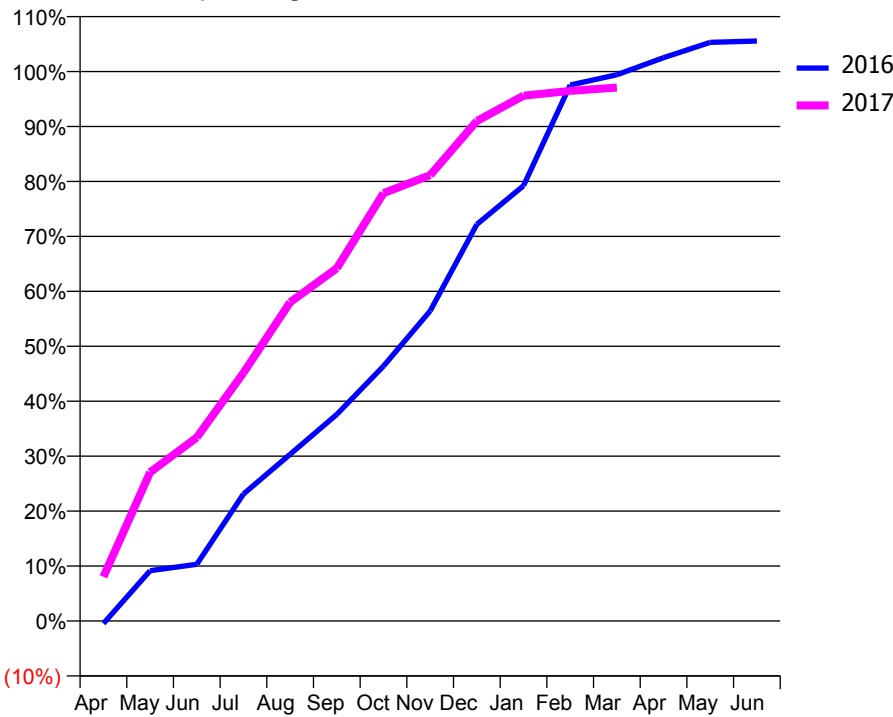
ACCESS*

Patients seen in 24 months	Total	Change since previous quarter
Quarter ending March 2016	584	
Quarter ending June 2016	657	↑
Quarter ending September 2016	630	↓
Quarter ending December 2016	578	↓
Quarter ending March 2017	501	↓
Variance since March 2016	(14.2%)	↓



ACTIVITY

Cumulative percentage of contracted UDA delivered 2016 & 2017



Month	Adjusted Scheduled Activity (UDA)	
	2016	2017
April	-10	173
May	197	582
June	222	718
July	497	971
August	652	1,247
September	808	1,380
October	997	1,674
November	1,213	1,744
December	1,552	1,956
January	1,703	2,055
February	2,097	2,074
March	2,137	2,087
April	2,204	
May	2,264	
June	2,269	

QUALITY

	Quantity	Base Number	Contract	AT	Region	England
% of FP17s for the same patient ID Re-attending within 3 months - Children	1	39	2.6%	10.9%	12.0%	12.3%
% of FP17s for the same patient ID Re-attending within 3 months - Adults	23	555	4.1%	15.2%	16.0%	16.7%
% of FP17s for the same patient ID Re-attending between 3 & 9 months - Children	0	39	0.0%	61.3%	58.8%	57.6%
% of FP17s for the same patient ID Re-attending between 3 & 9 months - Adults	20	555	3.6%	54.8%	51.2%	50.1%
% of FP17s for Band 1 Urgent Courses	1	559	0.2%	7.0%	8.0%	9.1%
% of FP17s Relating to Free Repair or Replacements	5	559	0.9%	0.8%	0.8%	0.8%
% of FP17s Relating to Continuations	10	559	1.8%	1.6%	1.2%	1.2%
% of Patients satisfied with the dentistry they have received	3	3	N/A	92.3%	92.7%	92.8%
% of Patients satisfied with the time they had to wait for an appointment	3	3	N/A	88.0%	89.1%	88.7%

* This is based on patients treated on this contract for their most recent course of treatment. Figures in italics indicate the base number of FP17s or Patient Questionnaire responses are less than 100. N/A is shown where the base number of responses is less than 10 during the period. % is calculated as Quantity/Base number*100

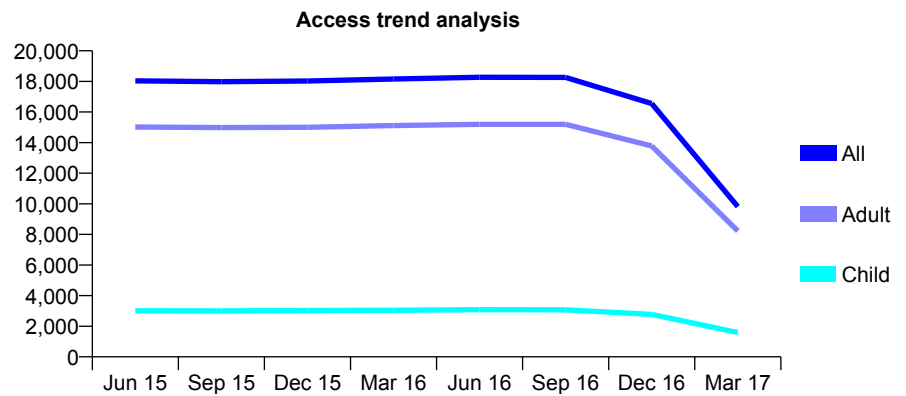
Q55 - Vital Signs At a Glance Contract Report for 242098/0001 - March 2017

Name or company name	AJ Moore & Associates
Contract type name	GDS Contract
Purpose of contract	General
Contract start date	01/04/2006
Contract end date	30/11/2016

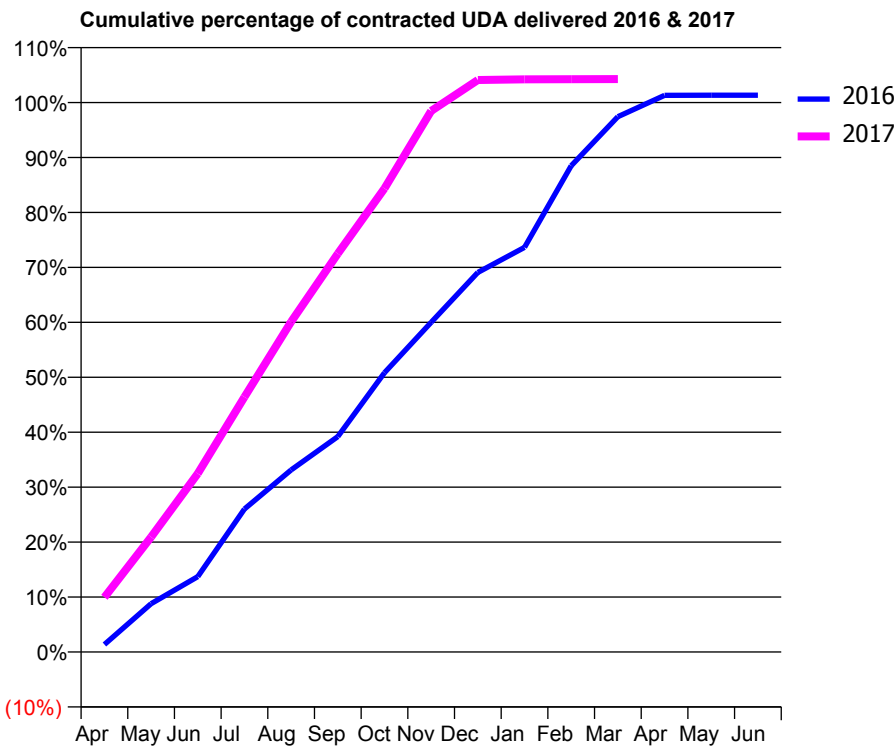
16/17 Contracted general activity (UDA)	37,858
Carry forward general activity (UDA)	-882
16/17 Contracted orthodontic activity (UOA)	0
Carry forward orthodontic activity (UOA)	0
Baseline contract value	£885,767.36

ACCESS*

Patients seen in 24 months	Total	Change since previous quarter
Quarter ending March 2016	18,160	
Quarter ending June 2016	18,267	→
Quarter ending September 2016	18,265	→
Quarter ending December 2016	16,552	↓
Quarter ending March 2017	9,814	↓
Variance since March 2016	(46.0%)	↓



ACTIVITY



Month	Adjusted Scheduled Activity (UDA)	
	2016	2017
April	777	3,767
May	4,992	7,925
June	7,796	12,296
July	14,775	17,569
August	18,819	22,748
September	22,267	27,442
October	28,858	31,938
November	34,066	37,279
December	39,219	39,410
January	41,816	39,457
February	50,254	39,466
March	55,324	39,474
April	57,520	
May	57,534	
June	57,546	

QUALITY

	Quantity	Base Number	Contract	AT	Region	England
% of FP17s for the same patient ID Re-attending within 3 months - Children	231	3,534	6.5%	10.9%	12.0%	12.3%
% of FP17s for the same patient ID Re-attending within 3 months - Adults	2,661	17,628	15.1%	15.2%	16.0%	16.7%
% of FP17s for the same patient ID Re-attending between 3 & 9 months - Children	2,288	3,534	64.7%	61.3%	58.8%	57.6%
% of FP17s for the same patient ID Re-attending between 3 & 9 months - Adults	11,321	17,628	64.2%	54.8%	51.2%	50.1%
% of FP17s for Band 1 Urgent Courses	980	19,564	5.0%	7.0%	8.0%	9.1%
% of FP17s Relating to Free Repair or Replacements	406	19,564	2.1%	0.8%	0.8%	0.8%
% of FP17s Relating to Continuations	319	19,564	1.6%	1.6%	1.2%	1.2%
% of Patients satisfied with the dentistry they have received	39	40	97.5%	92.3%	92.7%	92.8%
% of Patients satisfied with the time they had to wait for an appointment	37	40	92.5%	88.0%	89.1%	88.7%

* This is based on patients treated on this contract for their most recent course of treatment. Figures in italics indicate the base number of FP17s or Patient Questionnaire responses are less than 100. N/A is shown where the base number of responses is less than 10 during the period. % is calculated as Quantity/Base number*100

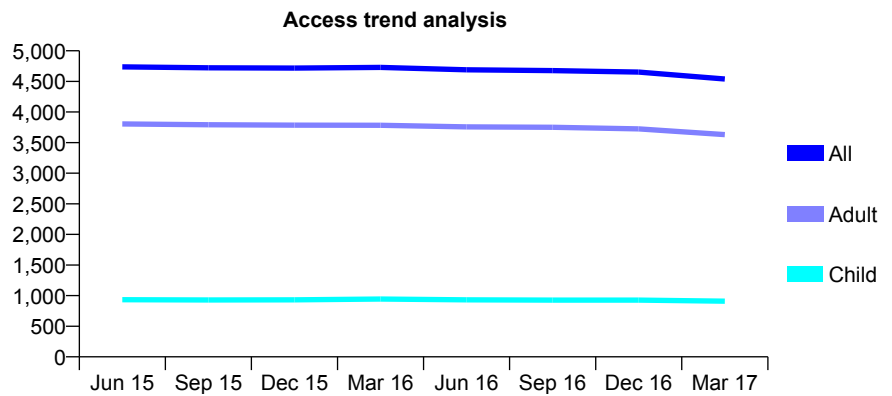
Q55 - Vital Signs At a Glance Contract Report for 244007/0001 - March 2017

Name or company name	MR DK JAIRATH
Contract type name	GDS Contract
Purpose of contract	General
Contract start date	01/04/2006
Contract end date	

16/17 Contracted general activity (UDA)	12,965
Carry forward general activity (UDA)	0
16/17 Contracted orthodontic activity (UOA)	0
Carry forward orthodontic activity (UOA)	0
Baseline contract value	£276,492.27

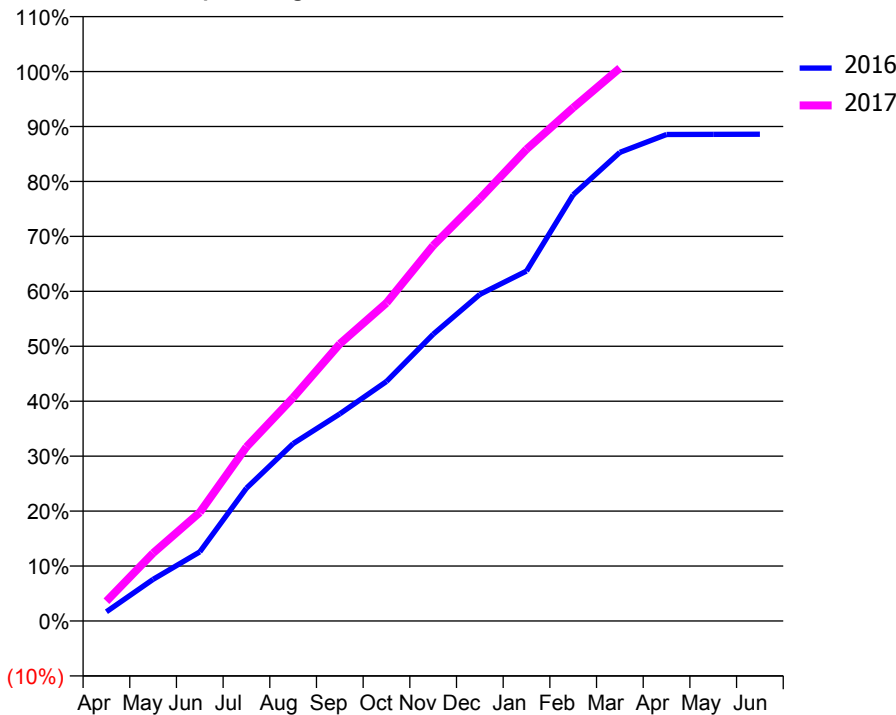
ACCESS*

Patients seen in 24 months	Total	Change since previous quarter
Quarter ending March 2016	4,728	
Quarter ending June 2016	4,689	→
Quarter ending September 2016	4,677	→
Quarter ending December 2016	4,653	→
Quarter ending March 2017	4,540	↓
Variance since March 2016	(4.0%)	↓



ACTIVITY

Cumulative percentage of contracted UDA delivered 2016 & 2017



Month	Adjusted Scheduled Activity (UDA)	
	2016	2017
April	274	466
May	1,227	1,602
June	2,040	2,562
July	3,917	4,106
August	5,231	5,272
September	6,106	6,539
October	7,061	7,505
November	8,455	8,857
December	9,628	9,967
January	10,317	11,131
February	12,568	12,111
March	13,818	13,046
April	14,345	
May	14,349	
June	14,351	

QUALITY

	Quantity	Base Number	Contract	AT	Region	England
% of FP17s for the same patient ID Re-attending within 3 months - Children	142	1,677	8.5%	10.9%	12.0%	12.3%
% of FP17s for the same patient ID Re-attending within 3 months - Adults	671	5,793	11.6%	15.2%	16.0%	16.7%
% of FP17s for the same patient ID Re-attending between 3 & 9 months - Children	1,210	1,677	72.2%	61.3%	58.8%	57.6%
% of FP17s for the same patient ID Re-attending between 3 & 9 months - Adults	4,066	5,793	70.2%	54.8%	51.2%	50.1%
% of FP17s for Band 1 Urgent Courses	433	7,183	6.0%	7.0%	8.0%	9.1%
% of FP17s Relating to Free Repair or Replacements	55	7,183	0.8%	0.8%	0.8%	0.8%
% of FP17s Relating to Continuations	35	7,183	0.5%	1.6%	1.2%	1.2%
% of Patients satisfied with the dentistry they have received	6	6	N/A	92.3%	92.7%	92.8%
% of Patients satisfied with the time they had to wait for an appointment	6	6	N/A	88.0%	89.1%	88.7%

* This is based on patients treated on this contract for their most recent course of treatment. Figures in italics indicate the base number of FP17s or Patient Questionnaire responses are less than 100. N/A is shown where the base number of responses is less than 10 during the period. % is calculated as Quantity/Base number*100

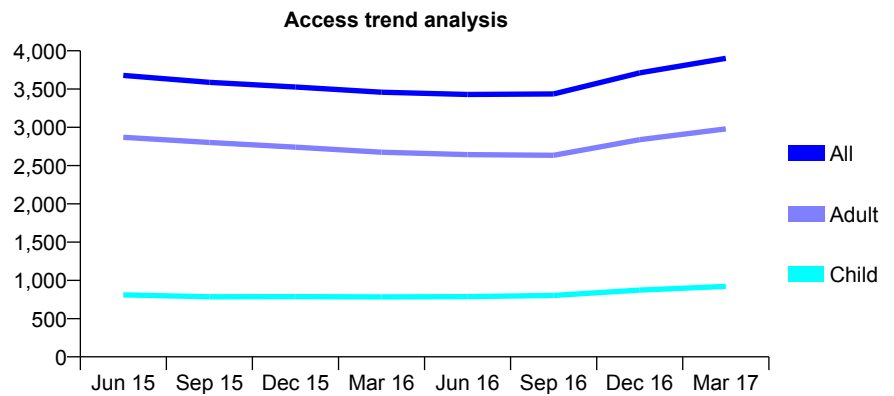
Q55 - Vital Signs At a Glance Contract Report for 245410/0001 - March 2017

Name or company name	MR AK CHAND
Contract type name	GDS Contract
Purpose of contract	General
Contract start date	01/04/2006
Contract end date	

16/17 Contracted general activity (UDA)	10,120
Carry forward general activity (UDA)	0
16/17 Contracted orthodontic activity (UOA)	0
Carry forward orthodontic activity (UOA)	0
Baseline contract value	£247,655.79

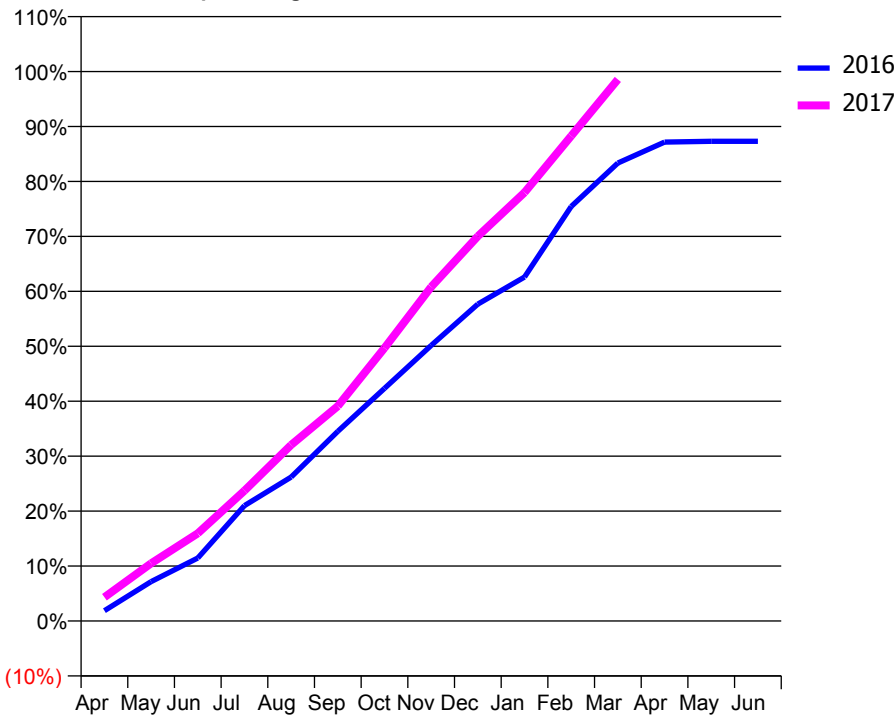
ACCESS*

Patients seen in 24 months	Total	Change since previous quarter
Quarter ending March 2016	3,458	
Quarter ending June 2016	3,430	→
Quarter ending September 2016	3,436	→
Quarter ending December 2016	3,711	↑
Quarter ending March 2017	3,901	↑
Variance since March 2016	12.8%	↑



ACTIVITY

Cumulative percentage of contracted UDA delivered 2016 & 2017



Month	Adjusted Scheduled Activity (UDA)	
	2016	2017
April	190	437
May	726	1,063
June	1,159	1,616
July	2,127	2,399
August	2,652	3,244
September	3,494	3,957
October	4,285	5,029
November	5,076	6,154
December	5,837	7,085
January	6,335	7,891
February	7,635	8,933
March	8,435	9,975
April	8,821	
May	8,835	
June	8,835	

QUALITY

	Quantity	Base Number	Contract	AT	Region	England
% of FP17s for the same patient ID Re-attending within 3 months - Children	71	1,555	4.6%	10.9%	12.0%	12.3%
% of FP17s for the same patient ID Re-attending within 3 months - Adults	640	5,699	11.2%	15.2%	16.0%	16.7%
% of FP17s for the same patient ID Re-attending between 3 & 9 months - Children	1,060	1,555	68.2%	61.3%	58.8%	57.6%
% of FP17s for the same patient ID Re-attending between 3 & 9 months - Adults	3,989	5,699	70.0%	54.8%	51.2%	50.1%
% of FP17s for Band 1 Urgent Courses	246	6,251	3.9%	7.0%	8.0%	9.1%
% of FP17s Relating to Free Repair or Replacements	74	6,251	1.2%	0.8%	0.8%	0.8%
% of FP17s Relating to Continuations	45	6,251	0.7%	1.6%	1.2%	1.2%
% of Patients satisfied with the dentistry they have received	19	20	95.0%	92.3%	92.7%	92.8%
% of Patients satisfied with the time they had to wait for an appointment	19	20	95.0%	88.0%	89.1%	88.7%

* This is based on patients treated on this contract for their most recent course of treatment. Figures in italics indicate the base number of FP17s or Patient Questionnaire responses are less than 100. N/A is shown where the base number of responses is less than 10 during the period. % is calculated as Quantity/Base number*100

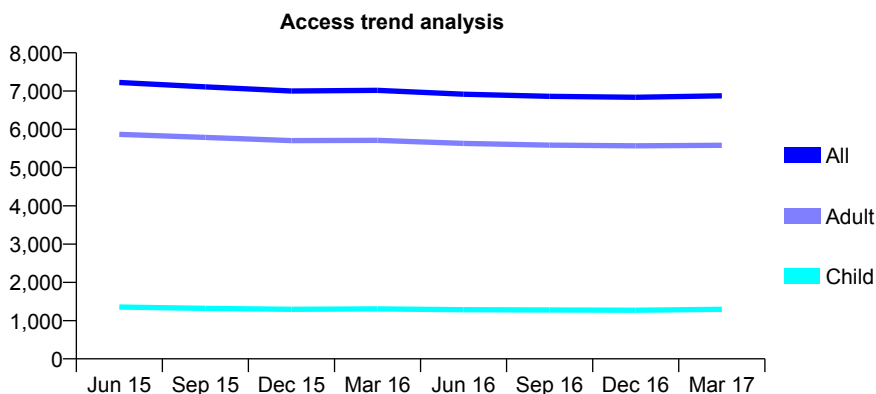
Q55 - Vital Signs At a Glance Contract Report for 256595/0001 - March 2017

Name or company name	MISS NL STEVENS
Contract type name	GDS Contract
Purpose of contract	General
Contract start date	26/11/2009
Contract end date	

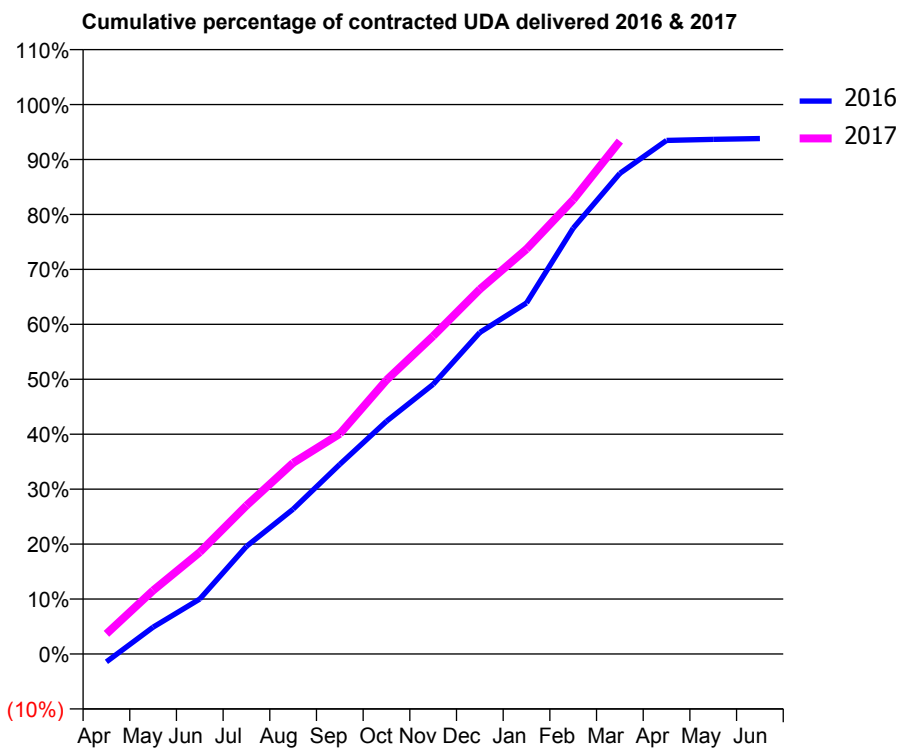
16/17 Contracted general activity (UDA)	22,000
Carry forward general activity (UDA)	0
16/17 Contracted orthodontic activity (UOA)	0
Carry forward orthodontic activity (UOA)	0
Baseline contract value	£499,337.73

ACCESS*

Patients seen in 24 months	Total	Change since previous quarter
Quarter ending March 2016	7,018	
Quarter ending June 2016	6,916	↓
Quarter ending September 2016	6,863	→
Quarter ending December 2016	6,838	→
Quarter ending March 2017	6,876	→
Variance since March 2016	(2.0%)	↓



ACTIVITY



Month	Adjusted Scheduled Activity (UDA)	
	2016	2017
April	-327	809
May	1,109	2,543
June	2,267	4,074
July	4,436	5,944
August	5,971	7,655
September	7,817	8,816
October	9,588	10,967
November	11,111	12,732
December	13,246	14,604
January	14,463	16,209
February	17,544	18,185
March	19,802	20,534
April	21,161	
May	21,202	
June	21,234	

QUALITY

	Quantity	Base Number	Contract	AT	Region	England
% of FP17s for the same patient ID Re-attending within 3 months - Children	159	2,207	7.2%	10.9%	12.0%	12.3%
% of FP17s for the same patient ID Re-attending within 3 months - Adults	1,346	8,676	15.5%	15.2%	16.0%	16.7%
% of FP17s for the same patient ID Re-attending between 3 & 9 months - Children	1,580	2,207	71.6%	61.3%	58.8%	57.6%
% of FP17s for the same patient ID Re-attending between 3 & 9 months - Adults	4,861	8,676	56.0%	54.8%	51.2%	50.1%
% of FP17s for Band 1 Urgent Courses	347	10,364	3.3%	7.0%	8.0%	9.1%
% of FP17s Relating to Free Repair or Replacements	72	10,364	0.7%	0.8%	0.8%	0.8%
% of FP17s Relating to Continuations	255	10,364	2.5%	1.6%	1.2%	1.2%
% of Patients satisfied with the dentistry they have received	16	16	100.0%	92.3%	92.7%	92.8%
% of Patients satisfied with the time they had to wait for an appointment	16	16	100.0%	88.0%	89.1%	88.7%

* This is based on patients treated on this contract for their most recent course of treatment. Figures in italics indicate the base number of FP17s or Patient Questionnaire responses are less than 100. N/A is shown where the base number of responses is less than 10 during the period. % is calculated as Quantity/Base number*100

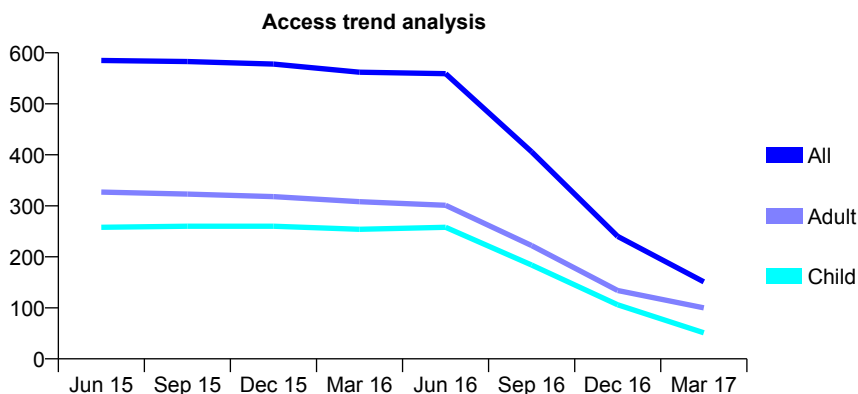
Q55 - Vital Signs At a Glance Contract Report for 256714/0001 - March 2017

Name or company name	MRS M JOHNSON
Contract type name	GDS Contract
Purpose of contract	General
Contract start date	01/04/2006
Contract end date	31/07/2016

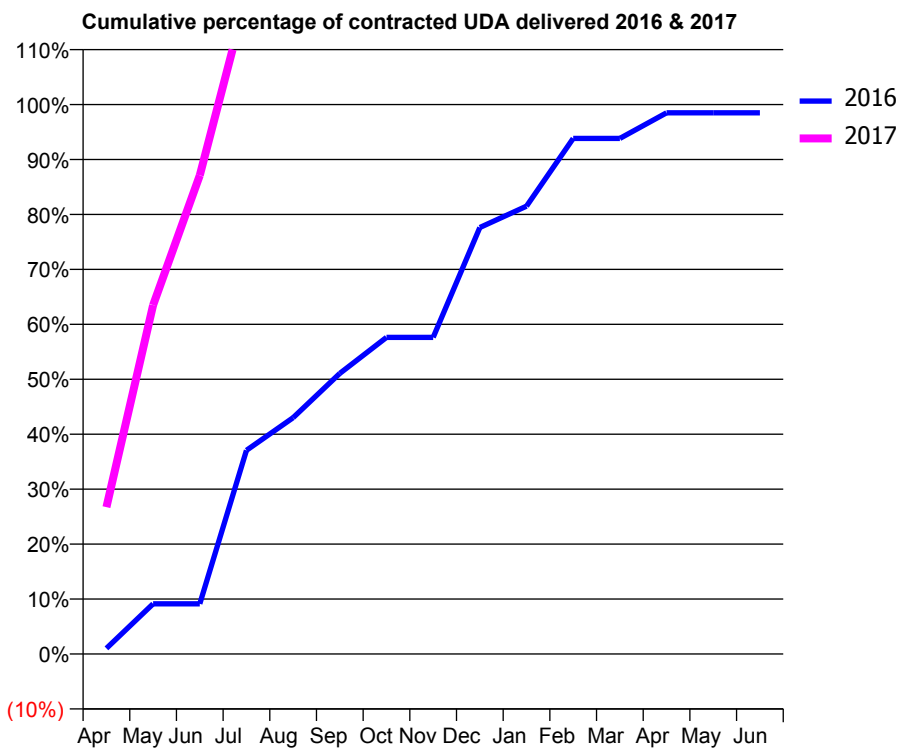
16/17 Contracted general activity (UDA)	451
Carry forward general activity (UDA)	0
16/17 Contracted orthodontic activity (UOA)	0
Carry forward orthodontic activity (UOA)	0
Baseline contract value	£10,816.54

ACCESS*

Patients seen in 24 months	Total	Change since previous quarter
Quarter ending March 2016	562	
Quarter ending June 2016	559	→
Quarter ending September 2016	406	↓
Quarter ending December 2016	240	↓
Quarter ending March 2017	151	↓
Variance since March 2016	(73.1%)	↓



ACTIVITY



Month	Adjusted Scheduled Activity (UDA)	
	2016	2017
April	14	121
May	124	286
June	124	393
July	502	540
August	582	594
September	691	594
October	780	594
November	780	594
December	1,051	594
January	1,103	597
February	1,270	631
March	1,270	631
April	1,333	
May	1,333	
June	1,333	

QUALITY

	Quantity	Base Number	Contract	AT	Region	England
% of FP17s for the same patient ID Re-attending within 3 months - Children	6	174	3.4%	10.9%	12.0%	12.3%
% of FP17s for the same patient ID Re-attending within 3 months - Adults	38	205	18.5%	15.2%	16.0%	16.7%
% of FP17s for the same patient ID Re-attending between 3 & 9 months - Children	121	174	69.5%	61.3%	58.8%	57.6%
% of FP17s for the same patient ID Re-attending between 3 & 9 months - Adults	116	205	56.6%	54.8%	51.2%	50.1%
% of FP17s for Band 1 Urgent Courses	24	340	7.1%	7.0%	8.0%	9.1%
% of FP17s Relating to Free Repair or Replacements	1	340	0.3%	0.8%	0.8%	0.8%
% of FP17s Relating to Continuations	1	340	0.3%	1.6%	1.2%	1.2%
% of Patients satisfied with the dentistry they have received	0	0	N/A	92.3%	92.7%	92.8%
% of Patients satisfied with the time they had to wait for an appointment	0	0	N/A	88.0%	89.1%	88.7%

* This is based on patients treated on this contract for their most recent course of treatment. Figures in italics indicate the base number of FP17s or Patient Questionnaire responses are less than 100. N/A is shown where the base number of responses is less than 10 during the period. % is calculated as Quantity/Base number*100

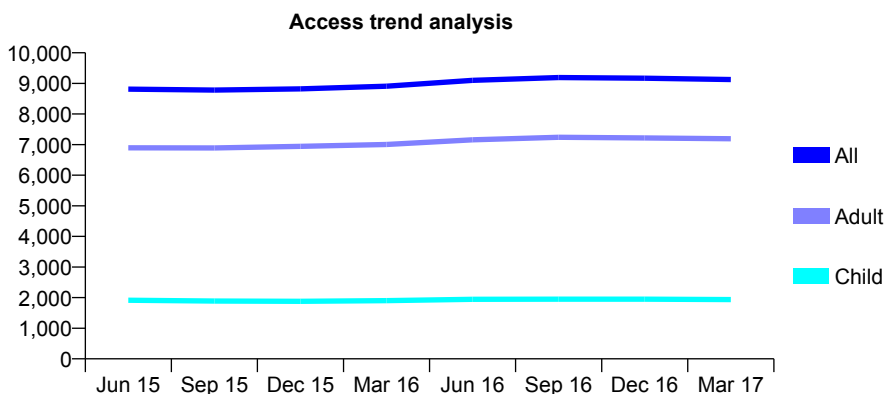
Q55 - Vital Signs At a Glance Contract Report for 269891/0001 - March 2017

Name or company name	MR C NEWTON
Contract type name	GDS Contract
Purpose of contract	General and Orthodontic
Contract start date	01/04/2008
Contract end date	

16/17 Contracted general activity (UDA)	25,789
Carry forward general activity (UDA)	895
16/17 Contracted orthodontic activity (UOA)	1,535
Carry forward orthodontic activity (UOA)	-13
Baseline contract value	£697,630.75

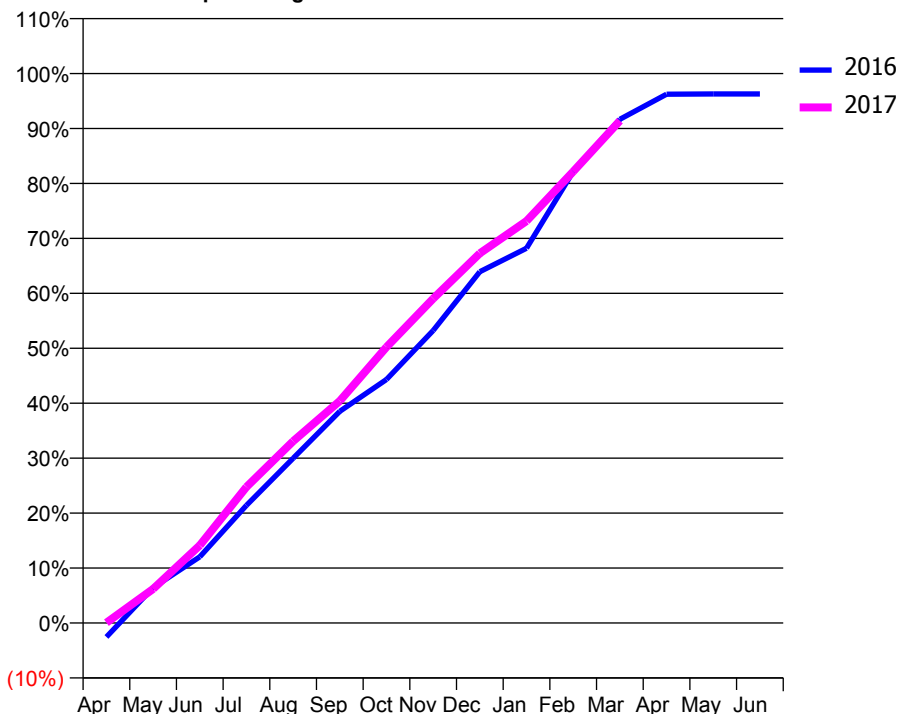
ACCESS*

Patients seen in 24 months	Total	Change since previous quarter
Quarter ending March 2016	8,910	
Quarter ending June 2016	9,100	↑
Quarter ending September 2016	9,191	→
Quarter ending December 2016	9,170	→
Quarter ending March 2017	9,126	→
Variance since March 2016	2.4%	↑



ACTIVITY

Cumulative percentage of contracted UDA delivered 2016 & 2017



Month	Adjusted Scheduled Activity (UDA)	
	2016	2017
April	-615	13
May	1,545	1,602
June	2,895	3,643
July	5,139	6,386
August	7,200	8,530
September	9,248	10,424
October	10,640	12,949
November	12,779	15,221
December	15,349	17,350
January	16,373	18,862
February	19,727	21,185
March	22,009	23,574
April	23,107	
May	23,118	
June	23,114	

QUALITY

	Quantity	Base Number	Contract	AT	Region	England
% of FP17s for the same patient ID Re-attending within 3 months - Children	391	3,552	11.0%	10.9%	12.0%	12.3%
% of FP17s for the same patient ID Re-attending within 3 months - Adults	1,981	11,953	16.6%	15.2%	16.0%	16.7%
% of FP17s for the same patient ID Re-attending between 3 & 9 months - Children	2,487	3,552	70.0%	61.3%	58.8%	57.6%
% of FP17s for the same patient ID Re-attending between 3 & 9 months - Adults	7,227	11,953	60.5%	54.8%	51.2%	50.1%
% of FP17s for Band 1 Urgent Courses	1,021	14,452	7.1%	7.0%	8.0%	9.1%
% of FP17s Relating to Free Repair or Replacements	159	14,452	1.1%	0.8%	0.8%	0.8%
% of FP17s Relating to Continuations	159	14,452	1.1%	1.6%	1.2%	1.2%
% of Patients satisfied with the dentistry they have received	12	13	92.3%	92.3%	92.7%	92.8%
% of Patients satisfied with the time they had to wait for an appointment	12	13	92.3%	88.0%	89.1%	88.7%

* This is based on patients treated on this contract for their most recent course of treatment. Figures in italics indicate the base number of FP17s or Patient Questionnaire responses are less than 100. N/A is shown where the base number of responses is less than 10 during the period. % is calculated as Quantity/Base number*100

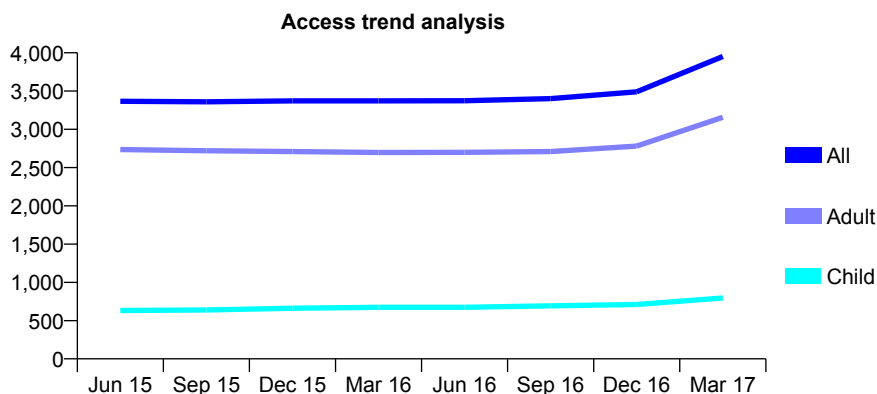
Q55 - Vital Signs At a Glance Contract Report for 279048/0001 - March 2017

Name or company name	MR R KHATIB
Contract type name	GDS Contract
Purpose of contract	General
Contract start date	01/08/2011
Contract end date	

16/17 Contracted general activity (UDA)	10,983
Carry forward general activity (UDA)	297
16/17 Contracted orthodontic activity (UOA)	0
Carry forward orthodontic activity (UOA)	0
Baseline contract value	£245,104.84

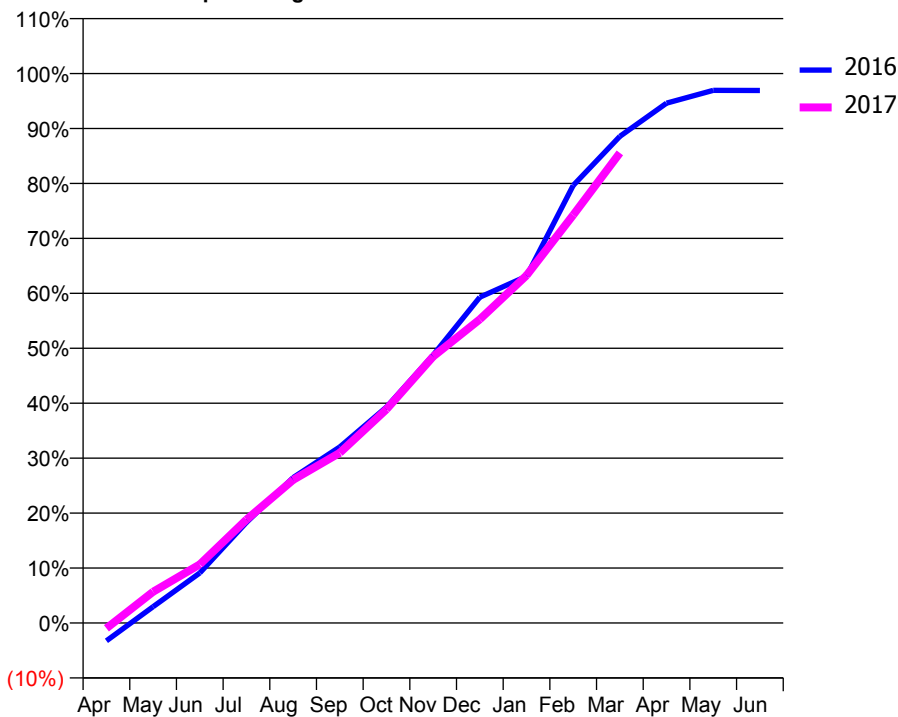
ACCESS*

Patients seen in 24 months	Total	Change since previous quarter
Quarter ending March 2016	3,371	
Quarter ending June 2016	3,373	→
Quarter ending September 2016	3,401	→
Quarter ending December 2016	3,491	↑
Quarter ending March 2017	3,952	↑
Variance since March 2016	17.2%	↑



ACTIVITY

Cumulative percentage of contracted UDA delivered 2016 & 2017



Month	Adjusted Scheduled Activity (UDA)	
	2016	2017
April	-314	-109
May	285	624
June	875	1,172
July	1,758	2,067
August	2,541	2,860
September	3,077	3,402
October	3,775	4,271
November	4,685	5,327
December	5,696	6,071
January	6,064	6,947
February	7,650	8,154
March	8,508	9,396
April	9,089	
May	9,313	
June	9,310	

QUALITY

	Quantity	Base Number	Contract	AT	Region	England
% of FP17s for the same patient ID Re-attending within 3 months - Children	100	1,340	7.5%	10.9%	12.0%	12.3%
% of FP17s for the same patient ID Re-attending within 3 months - Adults	717	5,075	14.1%	15.2%	16.0%	16.7%
% of FP17s for the same patient ID Re-attending between 3 & 9 months - Children	864	1,340	64.5%	61.3%	58.8%	57.6%
% of FP17s for the same patient ID Re-attending between 3 & 9 months - Adults	2,904	5,075	57.2%	54.8%	51.2%	50.1%
% of FP17s for Band 1 Urgent Courses	288	5,231	5.5%	7.0%	8.0%	9.1%
% of FP17s Relating to Free Repair or Replacements	114	5,231	2.2%	0.8%	0.8%	0.8%
% of FP17s Relating to Continuations	66	5,231	1.3%	1.6%	1.2%	1.2%
% of Patients satisfied with the dentistry they have received	7	7	N/A	92.3%	92.7%	92.8%
% of Patients satisfied with the time they had to wait for an appointment	7	7	N/A	88.0%	89.1%	88.7%

* This is based on patients treated on this contract for their most recent course of treatment. Figures in italics indicate the base number of FP17s or Patient Questionnaire responses are less than 100. N/A is shown where the base number of responses is less than 10 during the period. % is calculated as Quantity/Base number*100

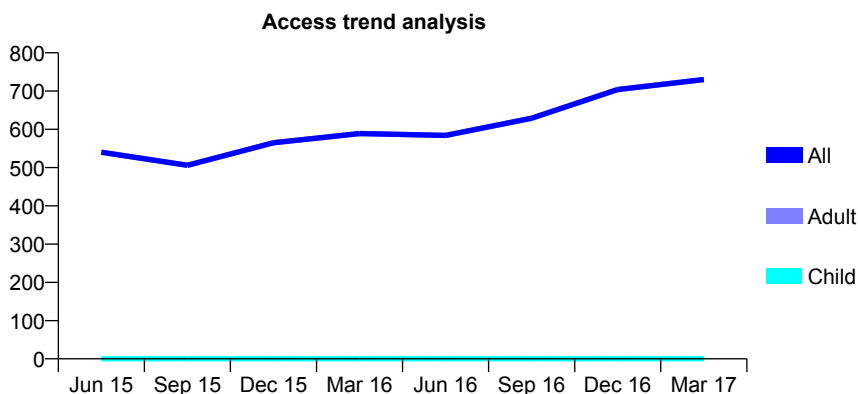
Q55 - Vital Signs At a Glance Contract Report for 279765/0001 - March 2017

Name or company name	MR MR NIEDZIELA
Contract type name	PDS Contract
Purpose of contract	General
Contract start date	01/01/2008
Contract end date	31/03/2020

16/17 Contracted general activity (UDA)	2,000
Carry forward general activity (UDA)	0
16/17 Contracted orthodontic activity (UOA)	0
Carry forward orthodontic activity (UOA)	0
Baseline contract value	£98,462.55

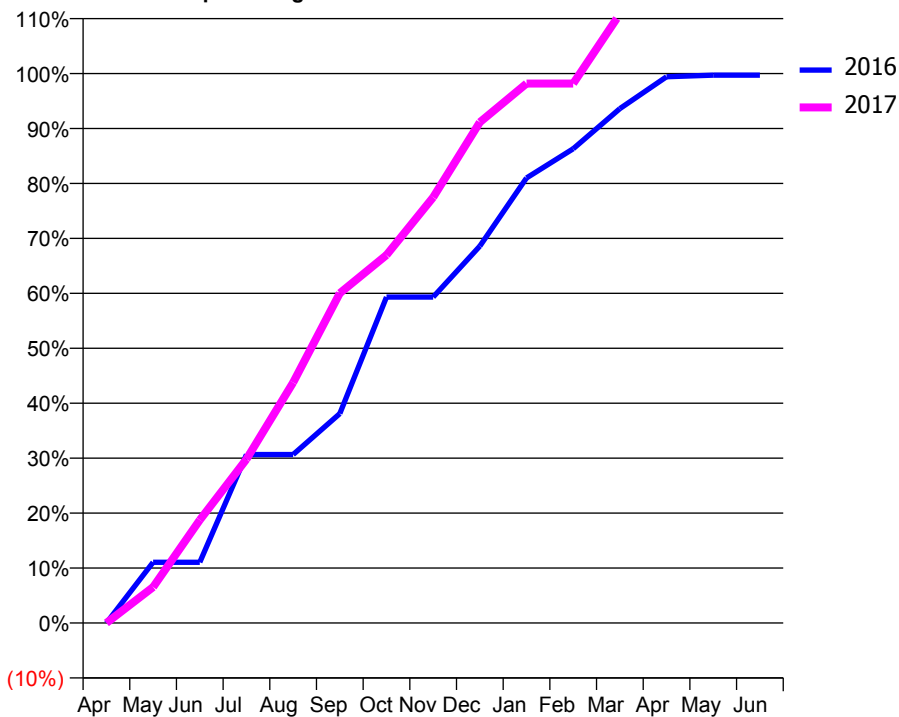
ACCESS*

Patients seen in 24 months	Total	Change since previous quarter
Quarter ending March 2016	589	
Quarter ending June 2016	584	→
Quarter ending September 2016	629	↑
Quarter ending December 2016	704	↑
Quarter ending March 2017	730	↑
Variance since March 2016	23.9%	↑



ACTIVITY

Cumulative percentage of contracted UDA delivered 2016 & 2017



Month	Adjusted Scheduled Activity (UDA)	
	2016	2017
April	0	0
May	221	131
June	221	375
July	613	596
August	613	875
September	762	1,200
October	1,187	1,339
November	1,187	1,550
December	1,372	1,823
January	1,620	1,964
February	1,726	1,964
March	1,872	2,217
April	1,988	
May	1,994	
June	1,994	

QUALITY

	Quantity	Base Number	Contract	AT	Region	England
% of FP17s for the same patient ID Re-attending within 3 months - Children	0	0	N/A	10.9%	12.0%	12.3%
% of FP17s for the same patient ID Re-attending within 3 months - Adults	5	497	1.0%	15.2%	16.0%	16.7%
% of FP17s for the same patient ID Re-attending between 3 & 9 months - Children	0	0	N/A	61.3%	58.8%	57.6%
% of FP17s for the same patient ID Re-attending between 3 & 9 months - Adults	32	497	6.4%	54.8%	51.2%	50.1%
% of FP17s for Band 1 Urgent Courses	5	478	1.0%	7.0%	8.0%	9.1%
% of FP17s Relating to Free Repair or Replacements	1	478	0.2%	0.8%	0.8%	0.8%
% of FP17s Relating to Continuations	0	478	0.0%	1.6%	1.2%	1.2%
% of Patients satisfied with the dentistry they have received	1	1	N/A	92.3%	92.7%	92.8%
% of Patients satisfied with the time they had to wait for an appointment	1	1	N/A	88.0%	89.1%	88.7%

* This is based on patients treated on this contract for their most recent course of treatment. Figures in italics indicate the base number of FP17s or Patient Questionnaire responses are less than 100. N/A is shown where the base number of responses is less than 10 during the period. % is calculated as Quantity/Base number*100

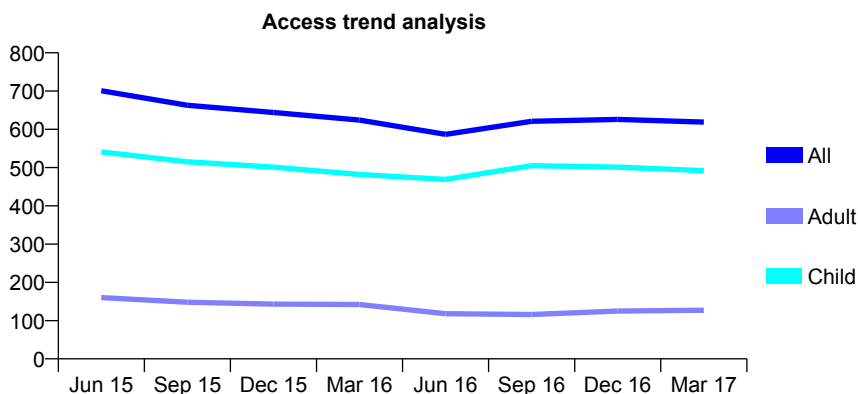
Q55 - Vital Signs At a Glance Contract Report for 319171/0001 - March 2017

Name or company name	MR PJ DOUGLAS
Contract type name	GDS Contract
Purpose of contract	General and Orthodontic
Contract start date	01/04/2006
Contract end date	

16/17 Contracted general activity (UDA)	644
Carry forward general activity (UDA)	0
16/17 Contracted orthodontic activity (UOA)	9,040
Carry forward orthodontic activity (UOA)	8
Baseline contract value	£574,979.14

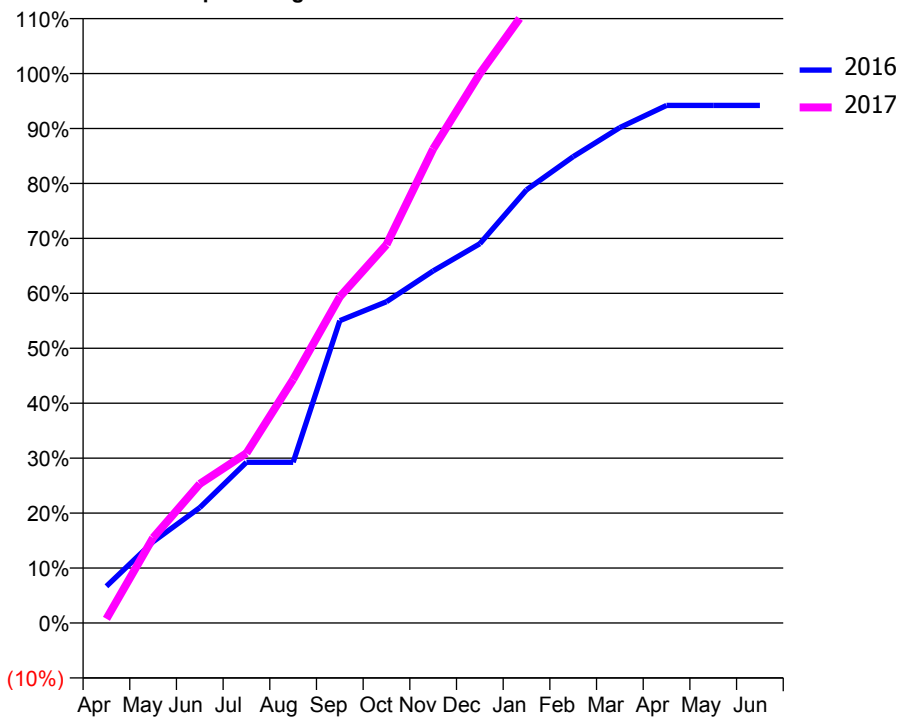
ACCESS*

Patients seen in 24 months	Total	Change since previous quarter
Quarter ending March 2016	624	
Quarter ending June 2016	587	↓
Quarter ending September 2016	621	↑
Quarter ending December 2016	626	→
Quarter ending March 2017	619	↓
Variance since March 2016	(0.8%)	→



ACTIVITY

Cumulative percentage of contracted UDA delivered 2016 & 2017



Adjusted Scheduled Activity (UDA)

Month	2016	2017
April	43	5
May	95	100
June	135	163
July	188	199
August	188	285
September	354	382
October	377	443
November	413	556
December	445	644
January	508	720
February	547	746
March	581	815
April	607	
May	607	
June	607	

QUALITY

	Quantity	Base Number	Contract	AT	Region	England
% of FP17s for the same patient ID Re-attending within 3 months - Children	67	1,717	3.9%	10.9%	12.0%	12.3%
% of FP17s for the same patient ID Re-attending within 3 months - Adults	20	120	16.7%	15.2%	16.0%	16.7%
% of FP17s for the same patient ID Re-attending between 3 & 9 months - Children	251	1,717	14.6%	61.3%	58.8%	57.6%
% of FP17s for the same patient ID Re-attending between 3 & 9 months - Adults	45	120	37.5%	54.8%	51.2%	50.1%
% of FP17s for Band 1 Urgent Courses	4	392	1.0%	7.0%	8.0%	9.1%
% of FP17s Relating to Free Repair or Replacements	0	392	0.0%	0.8%	0.8%	0.8%
% of FP17s Relating to Continuations	1	392	0.3%	1.6%	1.2%	1.2%
% of Patients satisfied with the dentistry they have received	0	0	N/A	92.3%	92.7%	92.8%
% of Patients satisfied with the time they had to wait for an appointment	0	0	N/A	88.0%	89.1%	88.7%

* This is based on patients treated on this contract for their most recent course of treatment. Figures in italics indicate the base number of FP17s or Patient Questionnaire responses are less than 100. N/A is shown where the base number of responses is less than 10 during the period. % is calculated as Quantity/Base number*100

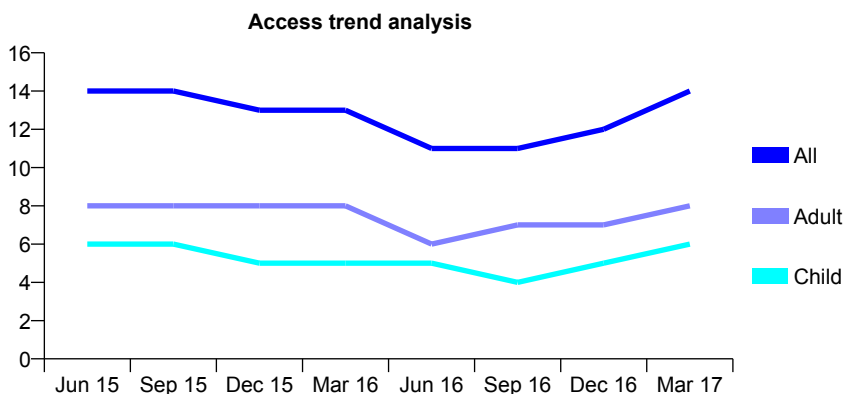
Q55 - Vital Signs At a Glance Contract Report for 322156/0001 - March 2017

Name or company name	MRS KD RUDIN
Contract type name	GDS Contract
Purpose of contract	General
Contract start date	01/04/2006
Contract end date	

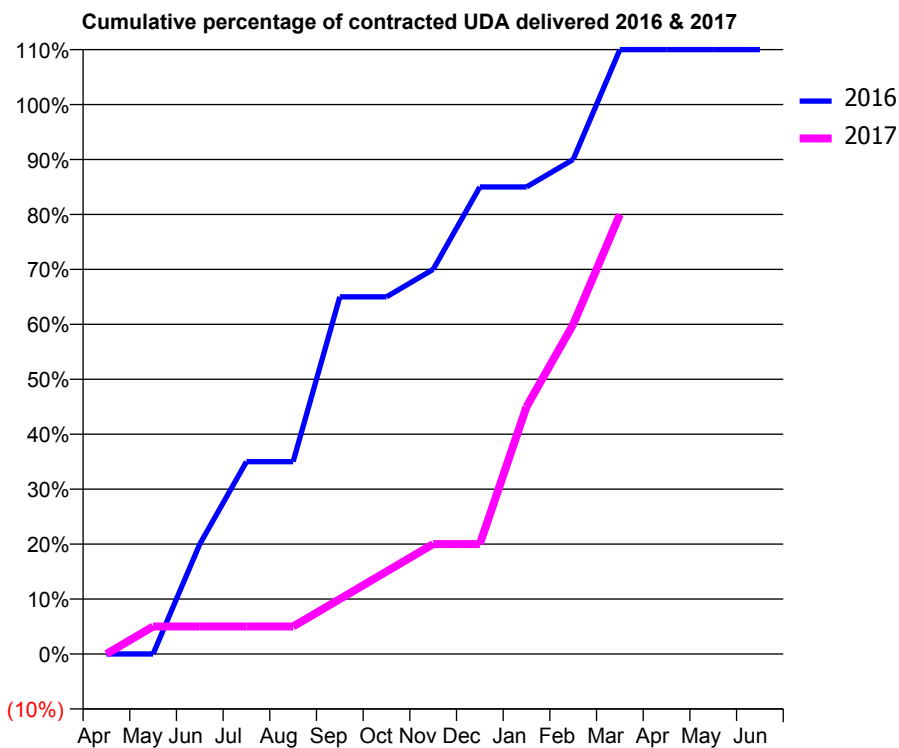
16/17 Contracted general activity (UDA)	20
Carry forward general activity (UDA)	0
16/17 Contracted orthodontic activity (UOA)	0
Carry forward orthodontic activity (UOA)	0
Baseline contract value	£438.80

ACCESS*

Patients seen in 24 months	Total	Change since previous quarter
Quarter ending March 2016	13	
Quarter ending June 2016	11	↓
Quarter ending September 2016	11	→
Quarter ending December 2016	12	↑
Quarter ending March 2017	14	↑
Variance since March 2016	7.7%	↑



ACTIVITY



Month	Adjusted Scheduled Activity (UDA)	
	2016	2017
April	0	0
May	0	1
June	4	1
July	7	1
August	7	1
September	13	2
October	13	3
November	14	4
December	17	4
January	17	9
February	18	12
March	22	16
April	22	
May	22	
June	22	

QUALITY

	Quantity	Base Number	Contract	AT	Region	England
% of FP17s for the same patient ID Re-attending within 3 months - Children	0	5	0.0%	10.9%	12.0%	12.3%
% of FP17s for the same patient ID Re-attending within 3 months - Adults	0	5	0.0%	15.2%	16.0%	16.7%
% of FP17s for the same patient ID Re-attending between 3 & 9 months - Children	2	5	40.0%	61.3%	58.8%	57.6%
% of FP17s for the same patient ID Re-attending between 3 & 9 months - Adults	1	5	20.0%	54.8%	51.2%	50.1%
% of FP17s for Band 1 Urgent Courses	0	10	0.0%	7.0%	8.0%	9.1%
% of FP17s Relating to Free Repair or Replacements	0	10	0.0%	0.8%	0.8%	0.8%
% of FP17s Relating to Continuations	0	10	0.0%	1.6%	1.2%	1.2%
% of Patients satisfied with the dentistry they have received	0	0	N/A	92.3%	92.7%	92.8%
% of Patients satisfied with the time they had to wait for an appointment	0	0	N/A	88.0%	89.1%	88.7%

* This is based on patients treated on this contract for their most recent course of treatment. Figures in italics indicate the base number of FP17s or Patient Questionnaire responses are less than 100. N/A is shown where the base number of responses is less than 10 during the period. % is calculated as Quantity/Base number*100

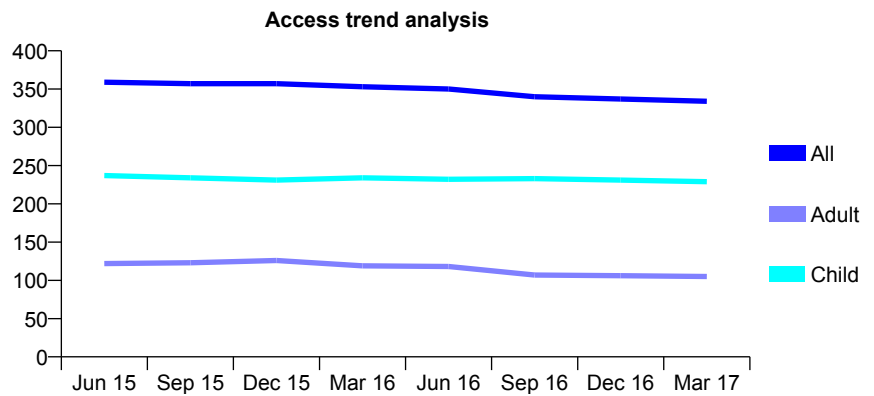
Q55 - Vital Signs At a Glance Contract Report for 323705/0001 - March 2017

Name or company name	MR MA ROBERTS
Contract type name	GDS Contract
Purpose of contract	General
Contract start date	01/04/2006
Contract end date	

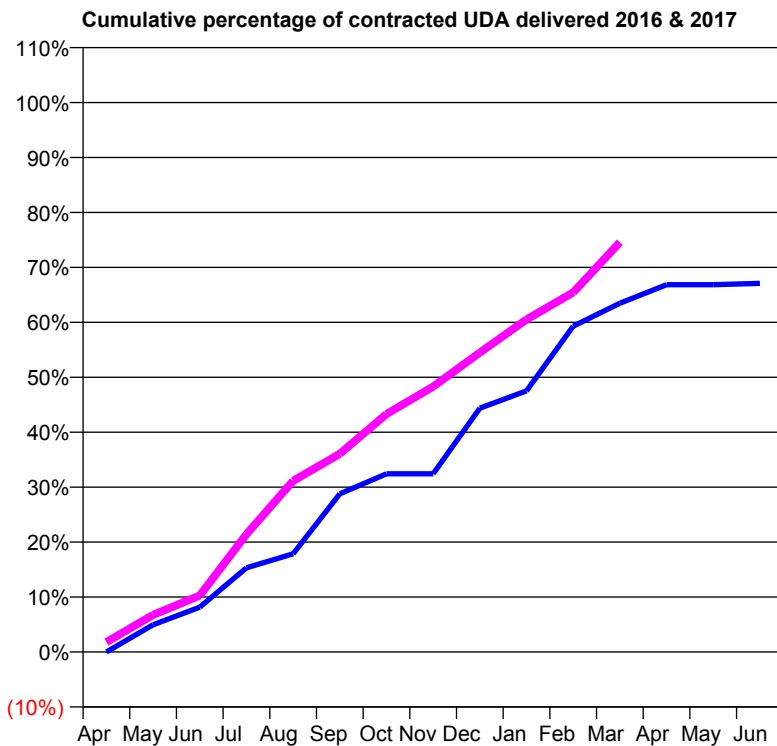
16/17 Contracted general activity (UDA)	1,000
Carry forward general activity (UDA)	0
16/17 Contracted orthodontic activity (UOA)	0
Carry forward orthodontic activity (UOA)	0
Baseline contract value	£24,951.80

ACCESS*

Patients seen in 24 months	Total	Change since previous quarter
Quarter ending March 2016	353	
Quarter ending June 2016	350	→
Quarter ending September 2016	340	↓
Quarter ending December 2016	337	→
Quarter ending March 2017	334	→
Variance since March 2016	(5.4%)	↓



ACTIVITY



Month	Adjusted Scheduled Activity (UDA)	
	2016	2017
April	0	18
May	57	68
June	94	103
July	176	214
August	205	311
September	331	361
October	373	433
November	373	483
December	510	545
January	547	605
February	682	654
March	730	746
April	769	
May	769	
June	772	

QUALITY

	Quantity	Base Number	Contract	AT	Region	England
% of FP17s for the same patient ID Re-attending within 3 months - Children	36	401	9.0%	10.9%	12.0%	12.3%
% of FP17s for the same patient ID Re-attending within 3 months - Adults	6	112	5.4%	15.2%	16.0%	16.7%
% of FP17s for the same patient ID Re-attending between 3 & 9 months - Children	267	401	66.6%	61.3%	58.8%	57.6%
% of FP17s for the same patient ID Re-attending between 3 & 9 months - Adults	79	112	70.5%	54.8%	51.2%	50.1%
% of FP17s for Band 1 Urgent Courses	13	489	2.7%	7.0%	8.0%	9.1%
% of FP17s Relating to Free Repair or Replacements	0	489	0.0%	0.8%	0.8%	0.8%
% of FP17s Relating to Continuations	8	489	1.6%	1.6%	1.2%	1.2%
% of Patients satisfied with the dentistry they have received	1	1	N/A	92.3%	92.7%	92.8%
% of Patients satisfied with the time they had to wait for an appointment	1	1	N/A	88.0%	89.1%	88.7%

* This is based on patients treated on this contract for their most recent course of treatment. Figures in italics indicate the base number of FP17s or Patient Questionnaire responses are less than 100. N/A is shown where the base number of responses is less than 10 during the period. % is calculated as Quantity/Base number*100

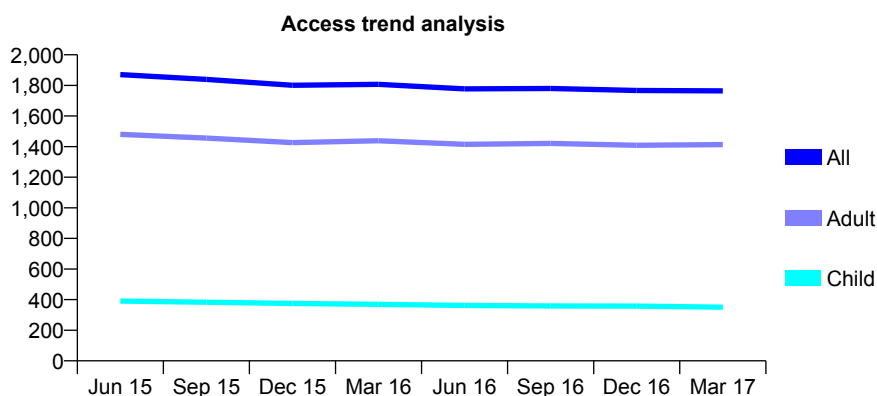
Q55 - Vital Signs At a Glance Contract Report for 326186/0001 - March 2017

Name or company name	MISS SJ THOMPSON
Contract type name	GDS Contract
Purpose of contract	General
Contract start date	01/04/2006
Contract end date	

16/17 Contracted general activity (UDA)	7,906
Carry forward general activity (UDA)	0
16/17 Contracted orthodontic activity (UOA)	0
Carry forward orthodontic activity (UOA)	0
Baseline contract value	£194,595.56

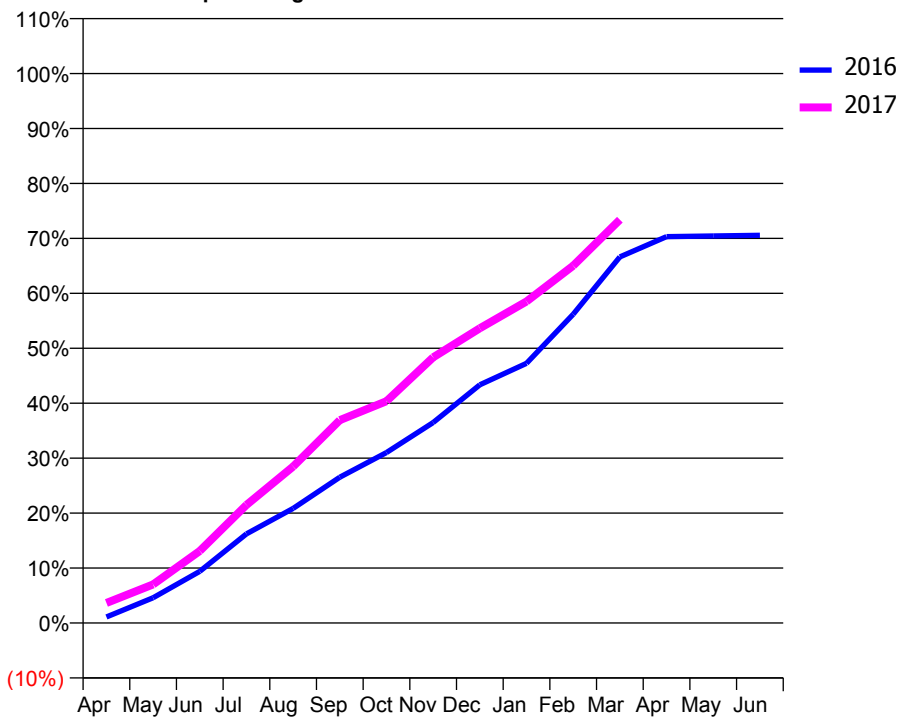
ACCESS*

Patients seen in 24 months	Total	Change since previous quarter
Quarter ending March 2016	1,807	
Quarter ending June 2016	1,777	↓
Quarter ending September 2016	1,780	→
Quarter ending December 2016	1,767	→
Quarter ending March 2017	1,764	→
Variance since March 2016	(2.4%)	↓



ACTIVITY

Cumulative percentage of contracted UDA delivered 2016 & 2017



Month	Adjusted Scheduled Activity (UDA)	
	2016	2017
April	88	288
May	364	555
June	744	1,037
July	1,283	1,699
August	1,649	2,252
September	2,098	2,920
October	2,454	3,191
November	2,884	3,823
December	3,427	4,241
January	3,736	4,626
February	4,442	5,141
March	5,267	5,803
April	5,558	
May	5,568	
June	5,578	

QUALITY

	Quantity	Base Number	Contract	AT	Region	England
% of FP17s for the same patient ID Re-attending within 3 months - Children	25	634	3.9%	10.9%	12.0%	12.3%
% of FP17s for the same patient ID Re-attending within 3 months - Adults	425	2,177	19.5%	15.2%	16.0%	16.7%
% of FP17s for the same patient ID Re-attending between 3 & 9 months - Children	459	634	72.4%	61.3%	58.8%	57.6%
% of FP17s for the same patient ID Re-attending between 3 & 9 months - Adults	1,120	2,177	51.4%	54.8%	51.2%	50.1%
% of FP17s for Band 1 Urgent Courses	187	2,656	7.0%	7.0%	8.0%	9.1%
% of FP17s Relating to Free Repair or Replacements	35	2,656	1.3%	0.8%	0.8%	0.8%
% of FP17s Relating to Continuations	109	2,656	4.1%	1.6%	1.2%	1.2%
% of Patients satisfied with the dentistry they have received	6	6	N/A	92.3%	92.7%	92.8%
% of Patients satisfied with the time they had to wait for an appointment	6	6	N/A	88.0%	89.1%	88.7%

* This is based on patients treated on this contract for their most recent course of treatment. Figures in italics indicate the base number of FP17s or Patient Questionnaire responses are less than 100. N/A is shown where the base number of responses is less than 10 during the period. % is calculated as Quantity/Base number*100

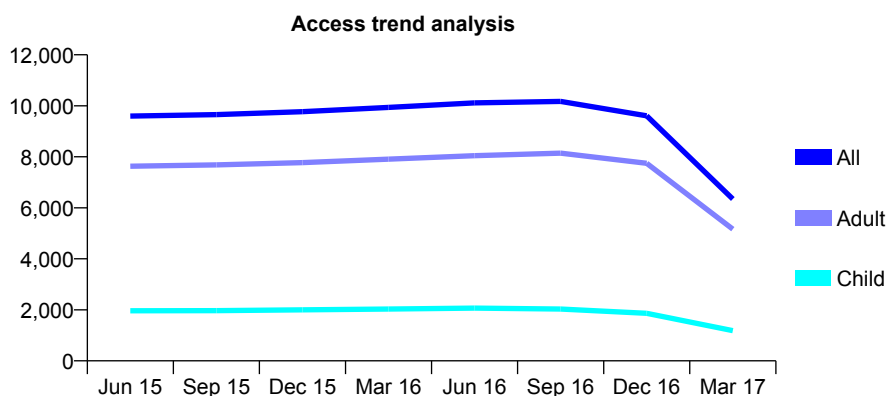
Q55 - Vital Signs At a Glance Contract Report for 330337/0001 - March 2017

Name or company name	Hearnor Dental Practice
Contract type name	GDS Contract
Purpose of contract	General
Contract start date	01/04/2006
Contract end date	30/11/2016

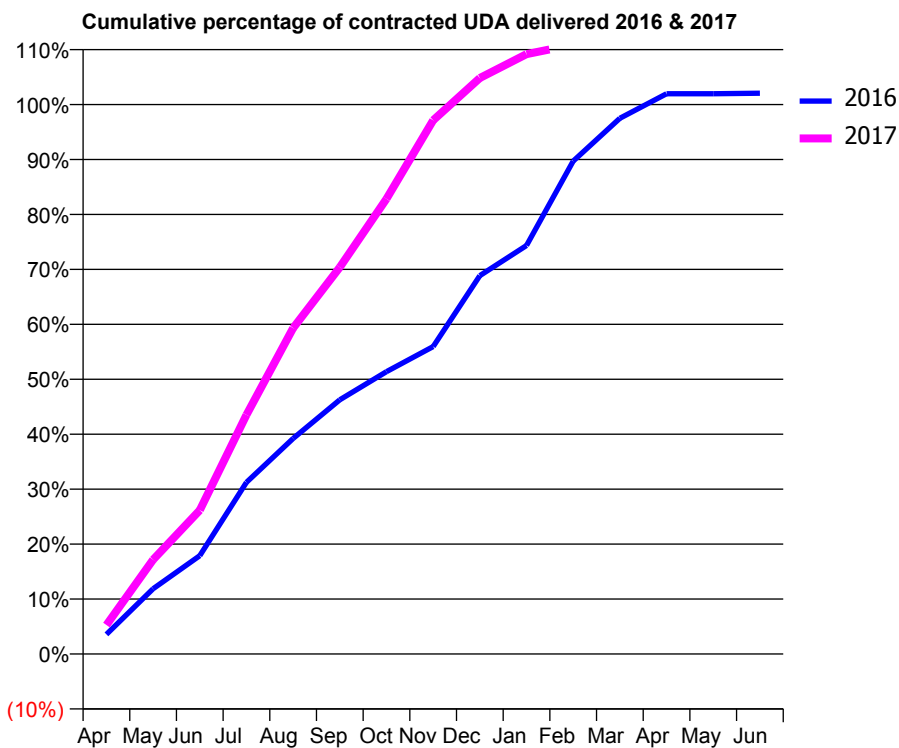
16/17 Contracted general activity (UDA)	17,182
Carry forward general activity (UDA)	-515
16/17 Contracted orthodontic activity (UOA)	0
Carry forward orthodontic activity (UOA)	0
Baseline contract value	£510,101.15

ACCESS*

Patients seen in 24 months	Total	Change since previous quarter
Quarter ending March 2016	9,939	
Quarter ending June 2016	10,113	→
Quarter ending September 2016	10,174	→
Quarter ending December 2016	9,608	↓
Quarter ending March 2017	6,346	↓
Variance since March 2016	(36.2%)	↓



ACTIVITY



Month	Adjusted Scheduled Activity (UDA)	
	2016	2017
April	920	908
May	3,064	2,950
June	4,611	4,496
July	8,055	7,479
August	10,111	10,192
September	11,927	12,095
October	13,244	14,232
November	14,422	16,688
December	17,750	18,008
January	19,162	18,757
February	23,121	19,051
March	25,125	19,163
April	26,276	
May	26,281	
June	26,300	

QUALITY

	Quantity	Base Number	Contract	AT	Region	England
% of FP17s for the same patient ID Re-attending within 3 months - Children	121	2,300	5.3%	10.9%	12.0%	12.3%
% of FP17s for the same patient ID Re-attending within 3 months - Adults	994	8,907	11.2%	15.2%	16.0%	16.7%
% of FP17s for the same patient ID Re-attending between 3 & 9 months - Children	1,375	2,300	59.8%	61.3%	58.8%	57.6%
% of FP17s for the same patient ID Re-attending between 3 & 9 months - Adults	5,004	8,907	56.2%	54.8%	51.2%	50.1%
% of FP17s for Band 1 Urgent Courses	494	10,562	4.7%	7.0%	8.0%	9.1%
% of FP17s Relating to Free Repair or Replacements	73	10,562	0.7%	0.8%	0.8%	0.8%
% of FP17s Relating to Continuations	100	10,562	0.9%	1.6%	1.2%	1.2%
% of Patients satisfied with the dentistry they have received	14	15	93.3%	92.3%	92.7%	92.8%
% of Patients satisfied with the time they had to wait for an appointment	11	15	73.3%	88.0%	89.1%	88.7%

* This is based on patients treated on this contract for their most recent course of treatment. Figures in italics indicate the base number of FP17s or Patient Questionnaire responses are less than 100. N/A is shown where the base number of responses is less than 10 during the period. % is calculated as Quantity/Base number*100

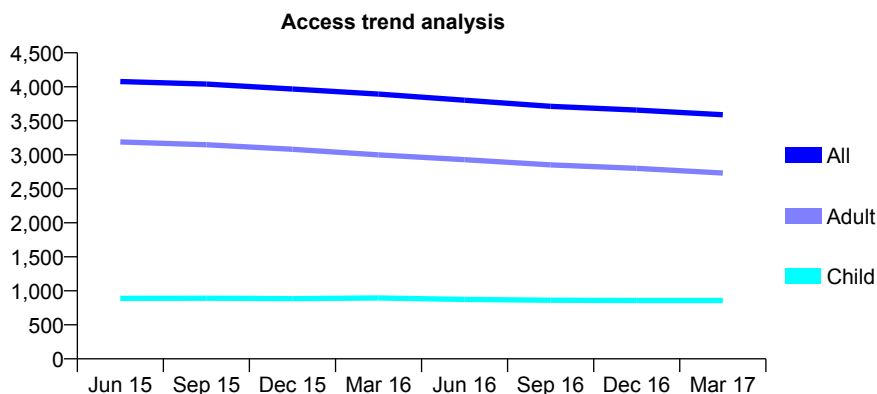
Q55 - Vital Signs At a Glance Contract Report for 330337/0002 - March 2017

Name or company name	MR AB WATTS
Contract type name	GDS Contract
Purpose of contract	General
Contract start date	01/04/2006
Contract end date	

16/17 Contracted general activity (UDA)	9,167
Carry forward general activity (UDA)	-166
16/17 Contracted orthodontic activity (UOA)	0
Carry forward orthodontic activity (UOA)	0
Baseline contract value	£301,432.83

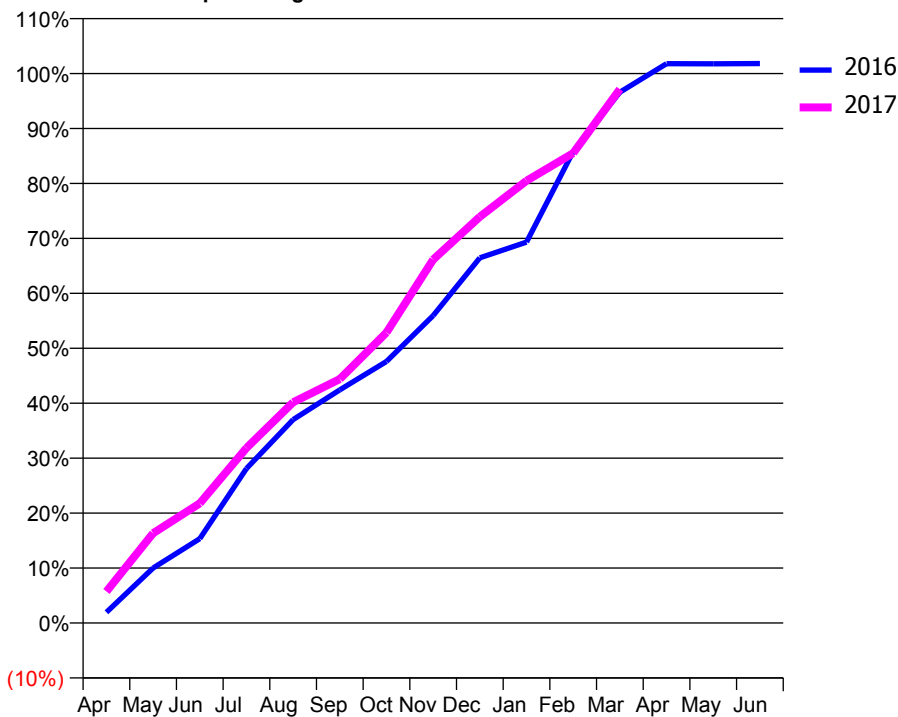
ACCESS*

Patients seen in 24 months	Total	Change since previous quarter
Quarter ending March 2016	3,894	
Quarter ending June 2016	3,802	↓
Quarter ending September 2016	3,713	↓
Quarter ending December 2016	3,658	↓
Quarter ending March 2017	3,590	↓
Variance since March 2016	(7.8%)	↓



ACTIVITY

Cumulative percentage of contracted UDA delivered 2016 & 2017



Month	Adjusted Scheduled Activity (UDA)	
	2016	2017
April	179	526
May	917	1,498
June	1,406	1,996
July	2,578	2,921
August	3,394	3,684
September	3,890	4,069
October	4,363	4,847
November	5,129	6,062
December	6,091	6,776
January	6,354	7,379
February	7,866	7,838
March	8,855	8,906
April	9,331	
May	9,328	
June	9,333	

QUALITY

	Quantity	Base Number	Contract	AT	Region	England
% of FP17s for the same patient ID Re-attending within 3 months - Children	52	1,377	3.8%	10.9%	12.0%	12.3%
% of FP17s for the same patient ID Re-attending within 3 months - Adults	442	4,249	10.4%	15.2%	16.0%	16.7%
% of FP17s for the same patient ID Re-attending between 3 & 9 months - Children	996	1,377	72.3%	61.3%	58.8%	57.6%
% of FP17s for the same patient ID Re-attending between 3 & 9 months - Adults	3,142	4,249	73.9%	54.8%	51.2%	50.1%
% of FP17s for Band 1 Urgent Courses	89	5,317	1.7%	7.0%	8.0%	9.1%
% of FP17s Relating to Free Repair or Replacements	9	5,317	0.2%	0.8%	0.8%	0.8%
% of FP17s Relating to Continuations	30	5,317	0.6%	1.6%	1.2%	1.2%
% of Patients satisfied with the dentistry they have received	2	2	N/A	92.3%	92.7%	92.8%
% of Patients satisfied with the time they had to wait for an appointment	2	2	N/A	88.0%	89.1%	88.7%

* This is based on patients treated on this contract for their most recent course of treatment. Figures in italics indicate the base number of FP17s or Patient Questionnaire responses are less than 100. N/A is shown where the base number of responses is less than 10 during the period. % is calculated as Quantity/Base number*100

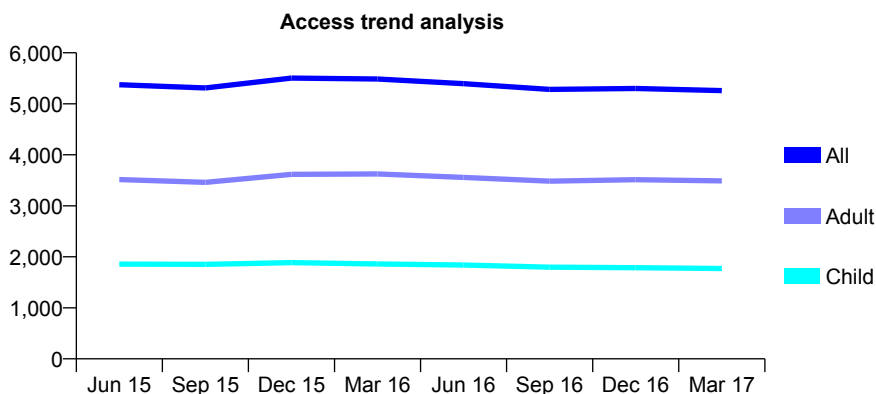
Q55 - Vital Signs At a Glance Contract Report for 331147/0001 - March 2017

Name or company name	MR J TRUSZ
Contract type name	GDS Contract
Purpose of contract	General
Contract start date	01/04/2006
Contract end date	

16/17 Contracted general activity (UDA)	14,769
Carry forward general activity (UDA)	-291
16/17 Contracted orthodontic activity (UOA)	0
Carry forward orthodontic activity (UOA)	0
Baseline contract value	£337,637.85

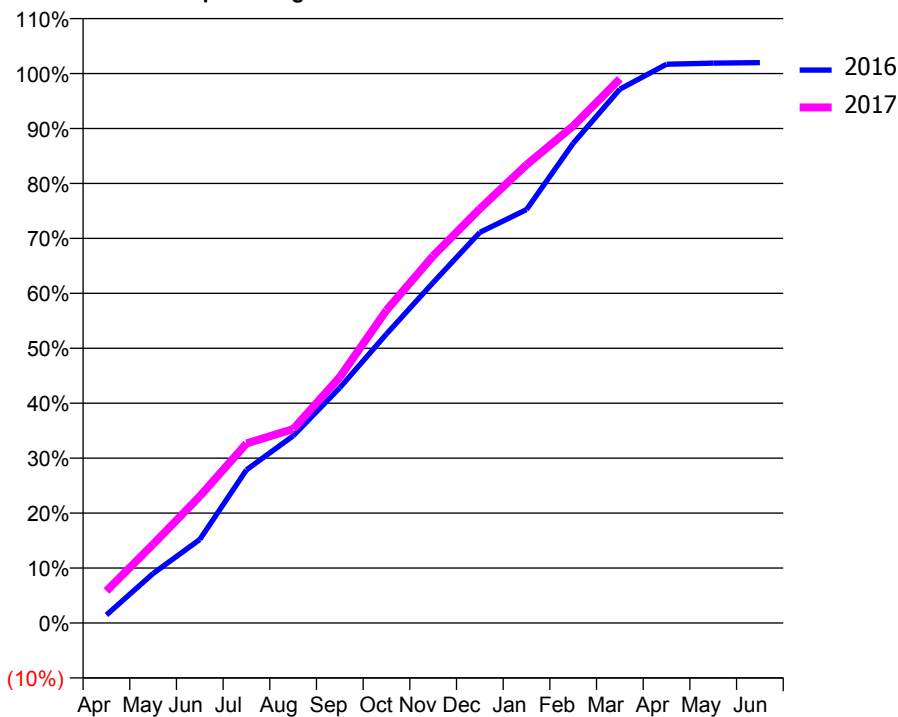
ACCESS*

Patients seen in 24 months	Total	Change since previous quarter
Quarter ending March 2016	5,485	
Quarter ending June 2016	5,396	↓
Quarter ending September 2016	5,282	↓
Quarter ending December 2016	5,300	→
Quarter ending March 2017	5,259	→
Variance since March 2016	(4.1%)	↓



ACTIVITY

Cumulative percentage of contracted UDA delivered 2016 & 2017



Month	Adjusted Scheduled Activity (UDA)	
	2016	2017
April	216	862
May	1,331	2,116
June	2,244	3,406
July	4,117	4,827
August	5,032	5,214
September	6,322	6,610
October	7,768	8,405
November	9,153	9,870
December	10,500	11,133
January	11,110	12,317
February	12,892	13,360
March	14,347	14,623
April	15,020	
May	15,048	
June	15,060	

QUALITY

	Quantity	Base Number	Contract	AT	Region	England
% of FP17s for the same patient ID Re-attending within 3 months - Children	364	3,213	11.3%	10.9%	12.0%	12.3%
% of FP17s for the same patient ID Re-attending within 3 months - Adults	767	4,881	15.7%	15.2%	16.0%	16.7%
% of FP17s for the same patient ID Re-attending between 3 & 9 months - Children	2,036	3,213	63.4%	61.3%	58.8%	57.6%
% of FP17s for the same patient ID Re-attending between 3 & 9 months - Adults	2,808	4,881	57.5%	54.8%	51.2%	50.1%
% of FP17s for Band 1 Urgent Courses	254	7,756	3.3%	7.0%	8.0%	9.1%
% of FP17s Relating to Free Repair or Replacements	107	7,756	1.4%	0.8%	0.8%	0.8%
% of FP17s Relating to Continuations	82	7,756	1.1%	1.6%	1.2%	1.2%
% of Patients satisfied with the dentistry they have received	12	12	100.0%	92.3%	92.7%	92.8%
% of Patients satisfied with the time they had to wait for an appointment	11	12	91.7%	88.0%	89.1%	88.7%

* This is based on patients treated on this contract for their most recent course of treatment. Figures in italics indicate the base number of FP17s or Patient Questionnaire responses are less than 100. N/A is shown where the base number of responses is less than 10 during the period. % is calculated as Quantity/Base number*100

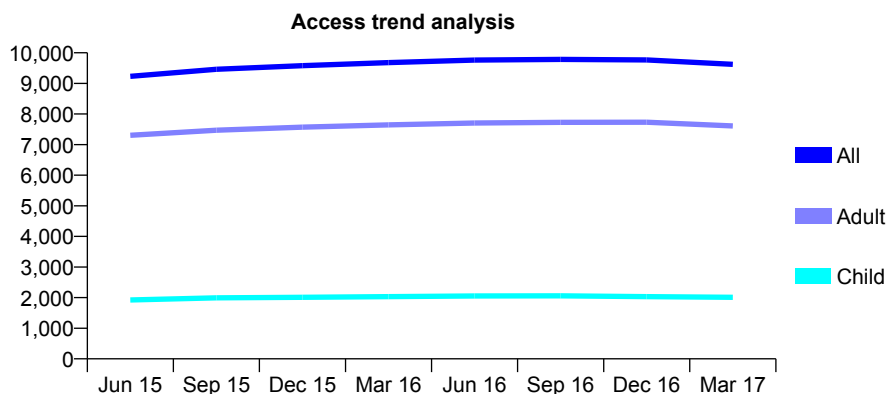
Q55 - Vital Signs At a Glance Contract Report for 331864/0001 - March 2017

Name or company name	MISS L KO
Contract type name	GDS Contract
Purpose of contract	General and Orthodontic
Contract start date	01/04/2006
Contract end date	

16/17 Contracted general activity (UDA)	28,035
Carry forward general activity (UDA)	-525
16/17 Contracted orthodontic activity (UOA)	1,062
Carry forward orthodontic activity (UOA)	-13
Baseline contract value	£714,897.20

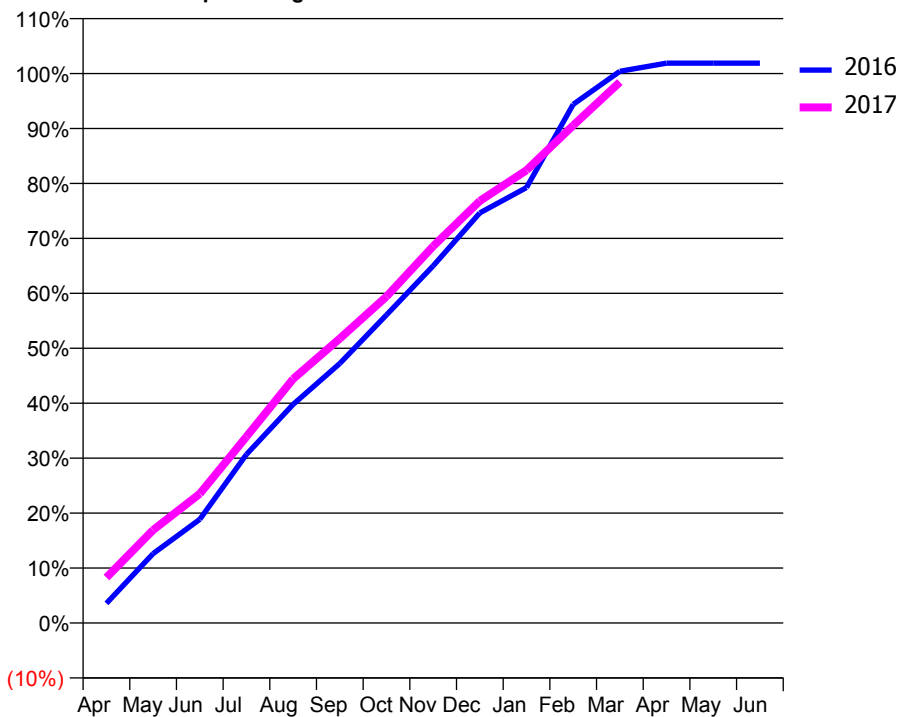
ACCESS*

Patients seen in 24 months	Total	Change since previous quarter
Quarter ending March 2016	9,678	
Quarter ending June 2016	9,762	→
Quarter ending September 2016	9,784	→
Quarter ending December 2016	9,767	→
Quarter ending March 2017	9,623	↓
Variance since March 2016	(0.6%)	→



ACTIVITY

Cumulative percentage of contracted UDA delivered 2016 & 2017



Month	Adjusted Scheduled Activity (UDA)	
	2016	2017
April	1,001	2,325
May	3,544	4,744
June	5,287	6,593
July	8,601	9,507
August	11,153	12,455
September	13,241	14,515
October	15,718	16,656
November	18,224	19,220
December	20,926	21,535
January	22,217	23,103
February	26,460	25,387
March	28,146	27,594
April	28,560	
May	28,561	
June	28,560	

QUALITY

	Quantity	Base Number	Contract	AT	Region	England
% of FP17s for the same patient ID Re-attending within 3 months - Children	285	3,570	8.0%	10.9%	12.0%	12.3%
% of FP17s for the same patient ID Re-attending within 3 months - Adults	1,561	12,111	12.9%	15.2%	16.0%	16.7%
% of FP17s for the same patient ID Re-attending between 3 & 9 months - Children	2,498	3,570	70.0%	61.3%	58.8%	57.6%
% of FP17s for the same patient ID Re-attending between 3 & 9 months - Adults	7,465	12,111	61.6%	54.8%	51.2%	50.1%
% of FP17s for Band 1 Urgent Courses	1,076	15,232	7.1%	7.0%	8.0%	9.1%
% of FP17s Relating to Free Repair or Replacements	173	15,232	1.1%	0.8%	0.8%	0.8%
% of FP17s Relating to Continuations	79	15,232	0.5%	1.6%	1.2%	1.2%
% of Patients satisfied with the dentistry they have received	26	27	96.3%	92.3%	92.7%	92.8%
% of Patients satisfied with the time they had to wait for an appointment	26	27	96.3%	88.0%	89.1%	88.7%

* This is based on patients treated on this contract for their most recent course of treatment. Figures in italics indicate the base number of FP17s or Patient Questionnaire responses are less than 100. N/A is shown where the base number of responses is less than 10 during the period. % is calculated as Quantity/Base number*100

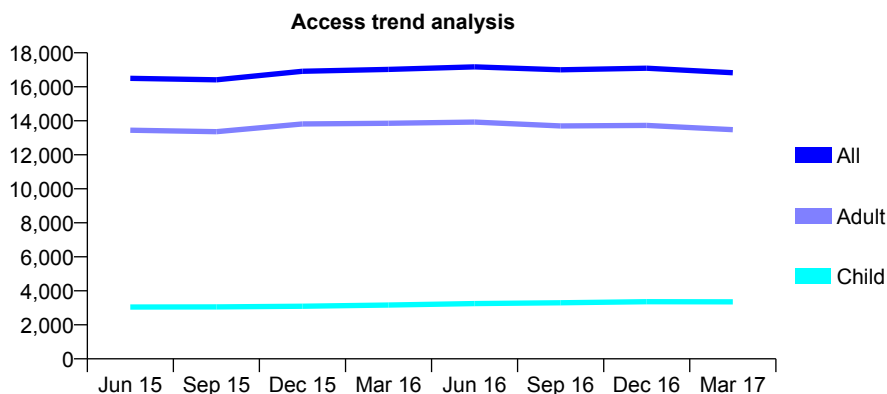
Q55 - Vital Signs At a Glance Contract Report for 338109/0001 - March 2017

Name or company name	MR PF CARROLL
Contract type name	GDS Contract
Purpose of contract	General
Contract start date	01/04/2006
Contract end date	

16/17 Contracted general activity (UDA)	33,023
Carry forward general activity (UDA)	-126
16/17 Contracted orthodontic activity (UOA)	0
Carry forward orthodontic activity (UOA)	0
Baseline contract value	£800,027.61

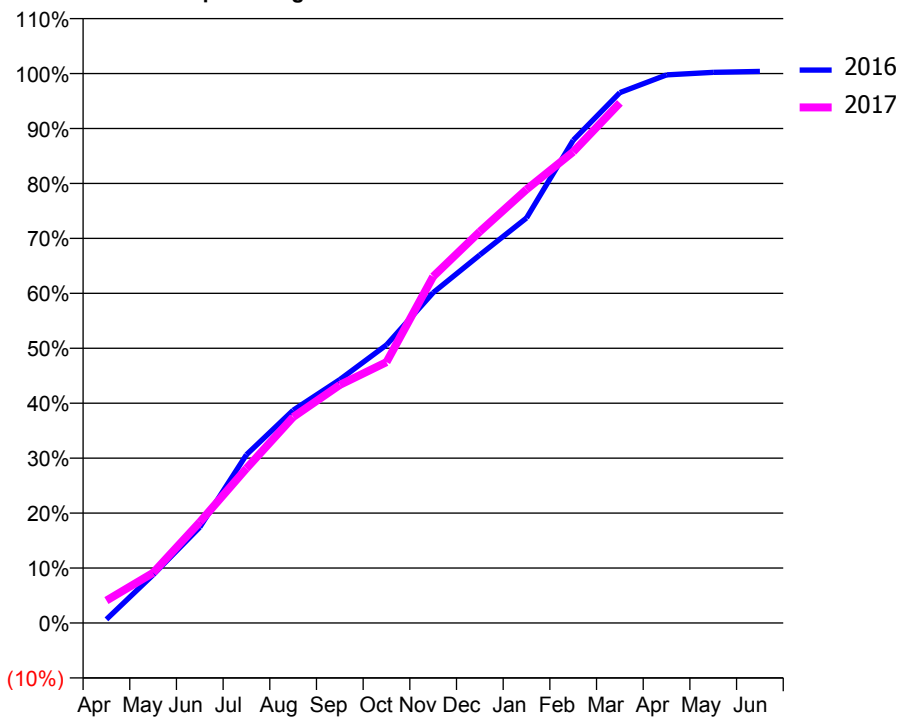
ACCESS*

Patients seen in 24 months	Total	Change since previous quarter
Quarter ending March 2016	17,022	
Quarter ending June 2016	17,170	→
Quarter ending September 2016	17,000	→
Quarter ending December 2016	17,093	→
Quarter ending March 2017	16,827	↓
Variance since March 2016	(1.1%)	↓



ACTIVITY

Cumulative percentage of contracted UDA delivered 2016 & 2017



Month	Adjusted Scheduled Activity (UDA)	
	2016	2017
April	223	1,353
May	2,894	3,018
June	5,757	6,064
July	10,116	9,291
August	12,789	12,375
September	14,630	14,308
October	16,712	15,678
November	19,856	20,820
December	22,120	23,528
January	24,341	26,055
February	29,014	28,316
March	31,872	31,256
April	32,944	
May	33,092	
June	33,149	

QUALITY

	Quantity	Base Number	Contract	AT	Region	England
% of FP17s for the same patient ID Re-attending within 3 months - Children	252	4,964	5.1%	10.9%	12.0%	12.3%
% of FP17s for the same patient ID Re-attending within 3 months - Adults	1,793	13,557	13.2%	15.2%	16.0%	16.7%
% of FP17s for the same patient ID Re-attending between 3 & 9 months - Children	3,108	4,964	62.6%	61.3%	58.8%	57.6%
% of FP17s for the same patient ID Re-attending between 3 & 9 months - Adults	4,592	13,557	33.9%	54.8%	51.2%	50.1%
% of FP17s for Band 1 Urgent Courses	1,728	17,199	10.0%	7.0%	8.0%	9.1%
% of FP17s Relating to Free Repair or Replacements	269	17,199	1.6%	0.8%	0.8%	0.8%
% of FP17s Relating to Continuations	216	17,199	1.3%	1.6%	1.2%	1.2%
% of Patients satisfied with the dentistry they have received	14	14	100.0%	92.3%	92.7%	92.8%
% of Patients satisfied with the time they had to wait for an appointment	12	14	85.7%	88.0%	89.1%	88.7%

* This is based on patients treated on this contract for their most recent course of treatment. Figures in italics indicate the base number of FP17s or Patient Questionnaire responses are less than 100. N/A is shown where the base number of responses is less than 10 during the period. % is calculated as Quantity/Base number*100

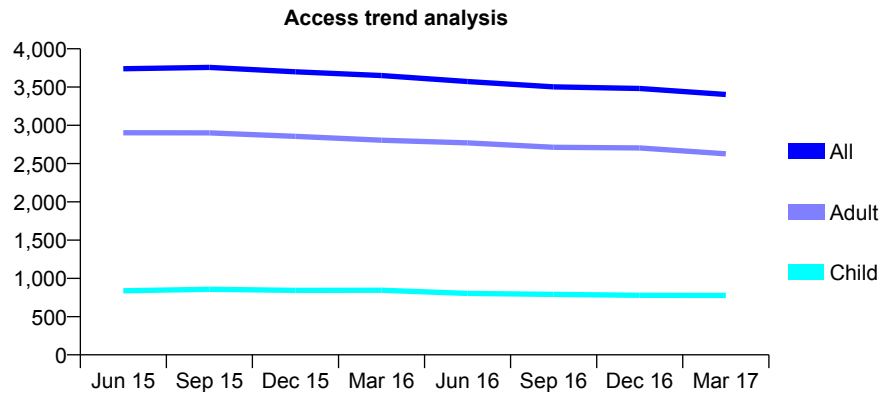
Q55 - Vital Signs At a Glance Contract Report for 353922/0001 - March 2017

Name or company name	MRS P RAD
Contract type name	GDS Contract
Purpose of contract	General
Contract start date	01/04/2006
Contract end date	

16/17 Contracted general activity (UDA)	11,667
Carry forward general activity (UDA)	-23
16/17 Contracted orthodontic activity (UOA)	0
Carry forward orthodontic activity (UOA)	0
Baseline contract value	£288,658.54

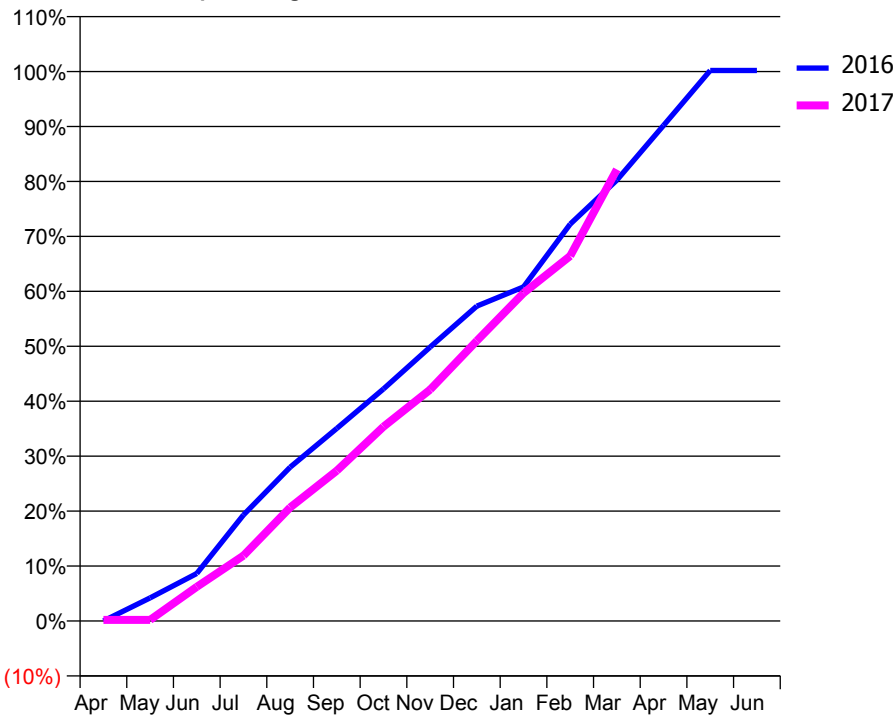
ACCESS*

Patients seen in 24 months	Total	Change since previous quarter
Quarter ending March 2016	3,650	
Quarter ending June 2016	3,572	↓
Quarter ending September 2016	3,503	↓
Quarter ending December 2016	3,482	→
Quarter ending March 2017	3,403	↓
Variance since March 2016	(6.8%)	↓



ACTIVITY

Cumulative percentage of contracted UDA delivered 2016 & 2017



Month	Adjusted Scheduled Activity (UDA)	
	2016	2017
April	0	23
May	491	23
June	1,009	726
July	2,252	1,389
August	3,267	2,411
September	4,090	3,191
October	4,927	4,126
November	5,816	4,913
December	6,685	5,949
January	7,094	6,964
February	8,426	7,751
March	9,360	9,587
April	10,521	
May	11,689	
June	11,690	

QUALITY

	Quantity	Base Number	Contract	AT	Region	England
% of FP17s for the same patient ID Re-attending within 3 months - Children	60	1,144	5.2%	10.9%	12.0%	12.3%
% of FP17s for the same patient ID Re-attending within 3 months - Adults	474	3,716	12.8%	15.2%	16.0%	16.7%
% of FP17s for the same patient ID Re-attending between 3 & 9 months - Children	616	1,144	53.8%	61.3%	58.8%	57.6%
% of FP17s for the same patient ID Re-attending between 3 & 9 months - Adults	1,884	3,716	50.7%	54.8%	51.2%	50.1%
% of FP17s for Band 1 Urgent Courses	82	3,986	2.1%	7.0%	8.0%	9.1%
% of FP17s Relating to Free Repair or Replacements	28	3,986	0.7%	0.8%	0.8%	0.8%
% of FP17s Relating to Continuations	106	3,986	2.7%	1.6%	1.2%	1.2%
% of Patients satisfied with the dentistry they have received	4	4	N/A	92.3%	92.7%	92.8%
% of Patients satisfied with the time they had to wait for an appointment	4	4	N/A	88.0%	89.1%	88.7%

* This is based on patients treated on this contract for their most recent course of treatment. Figures in italics indicate the base number of FP17s or Patient Questionnaire responses are less than 100. N/A is shown where the base number of responses is less than 10 during the period. % is calculated as Quantity/Base number*100

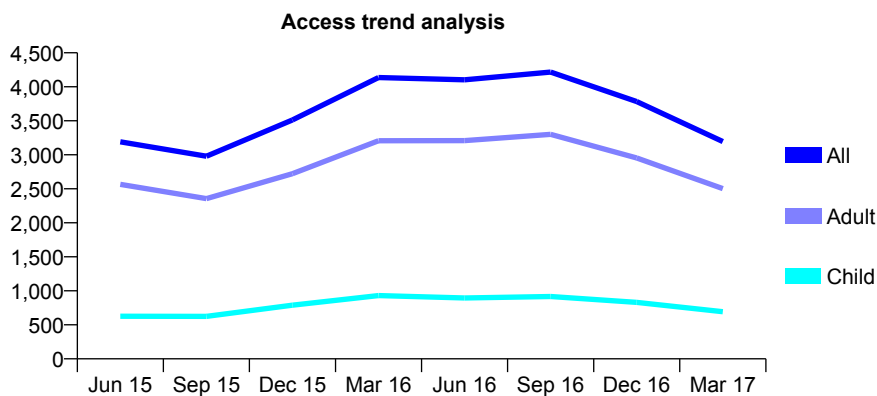
Q55 - Vital Signs At a Glance Contract Report for 355127/0001 - March 2017

Name or company name	MR A KOSHAL
Contract type name	GDS Contract
Purpose of contract	General
Contract start date	01/04/2006
Contract end date	

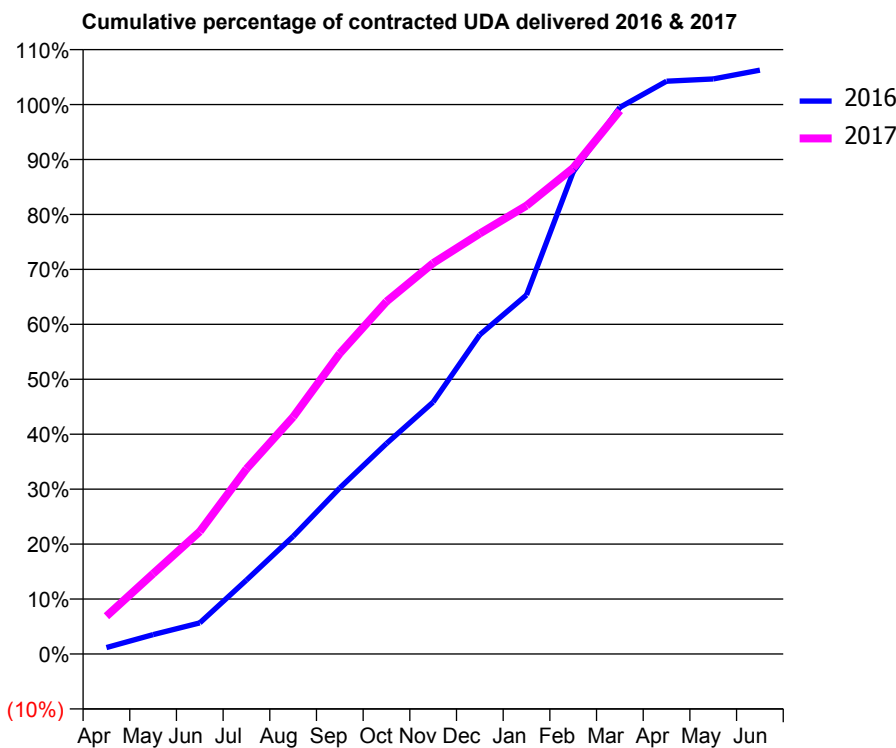
16/17 Contracted general activity (UDA)	10,677
Carry forward general activity (UDA)	-214
16/17 Contracted orthodontic activity (UOA)	0
Carry forward orthodontic activity (UOA)	0
Baseline contract value	£463,194.06

ACCESS*

Patients seen in 24 months	Total	Change since previous quarter
Quarter ending March 2016	4,137	
Quarter ending June 2016	4,103	→
Quarter ending September 2016	4,216	↑
Quarter ending December 2016	3,784	↓
Quarter ending March 2017	3,196	↓
Variance since March 2016	(22.7%)	↓



ACTIVITY



Month	Adjusted Scheduled Activity (UDA)	
	2016	2017
April	126	735
May	377	1,561
June	606	2,379
July	1,437	3,597
August	2,286	4,605
September	3,226	5,841
October	4,091	6,850
November	4,896	7,595
December	6,203	8,172
January	6,977	8,713
February	9,366	9,442
March	10,621	10,560
April	11,129	
May	11,173	
June	11,344	

QUALITY

	Quantity	Base Number	Contract	AT	Region	England
% of FP17s for the same patient ID Re-attending within 3 months - Children	86	1,255	6.9%	10.9%	12.0%	12.3%
% of FP17s for the same patient ID Re-attending within 3 months - Adults	616	4,231	14.6%	15.2%	16.0%	16.7%
% of FP17s for the same patient ID Re-attending between 3 & 9 months - Children	704	1,255	56.1%	61.3%	58.8%	57.6%
% of FP17s for the same patient ID Re-attending between 3 & 9 months - Adults	2,136	4,231	50.5%	54.8%	51.2%	50.1%
% of FP17s for Band 1 Urgent Courses	385	5,197	7.4%	7.0%	8.0%	9.1%
% of FP17s Relating to Free Repair or Replacements	50	5,197	1.0%	0.8%	0.8%	0.8%
% of FP17s Relating to Continuations	86	5,197	1.7%	1.6%	1.2%	1.2%
% of Patients satisfied with the dentistry they have received	6	6	N/A	92.3%	92.7%	92.8%
% of Patients satisfied with the time they had to wait for an appointment	6	6	N/A	88.0%	89.1%	88.7%

* This is based on patients treated on this contract for their most recent course of treatment. Figures in italics indicate the base number of FP17s or Patient Questionnaire responses are less than 100. N/A is shown where the base number of responses is less than 10 during the period. % is calculated as Quantity/Base number*100

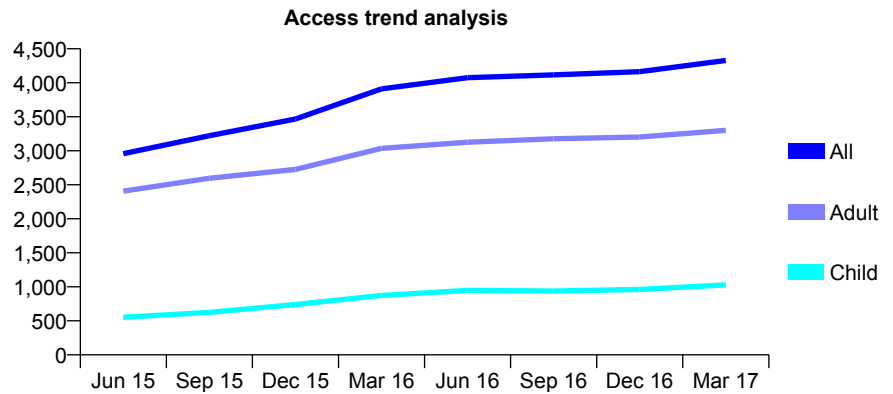
Q55 - Vital Signs At a Glance Contract Report for 368350/0001 - March 2017

Name or company name	MRS A MIODUSZEWSKA
Contract type name	GDS Contract
Purpose of contract	General
Contract start date	01/08/2012
Contract end date	

16/17 Contracted general activity (UDA)	13,546
Carry forward general activity (UDA)	-269
16/17 Contracted orthodontic activity (UOA)	0
Carry forward orthodontic activity (UOA)	0
Baseline contract value	£330,464.39

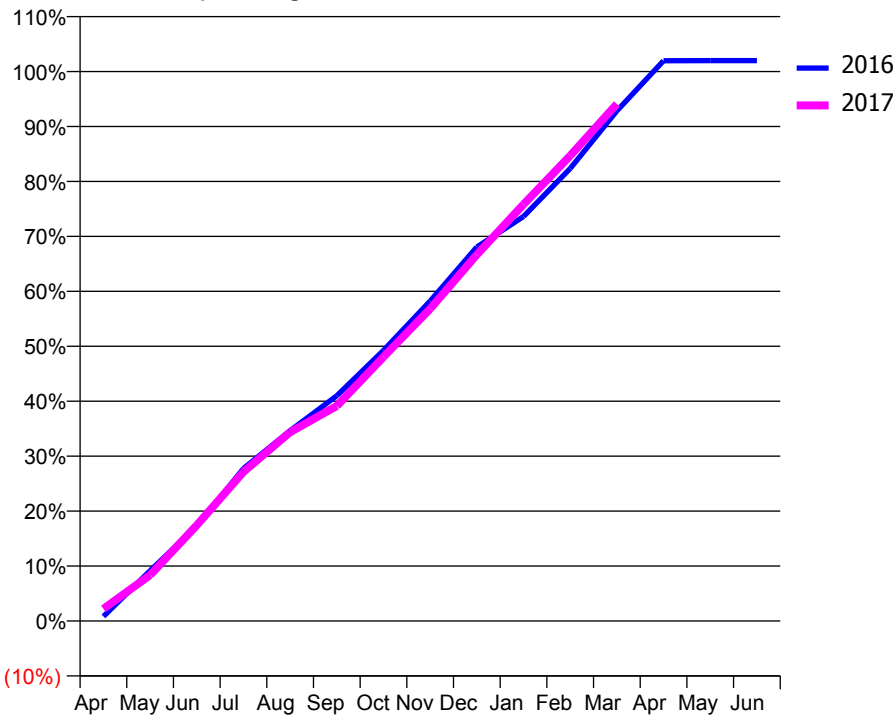
ACCESS*

Patients seen in 24 months	Total	Change since previous quarter
Quarter ending March 2016	3,911	
Quarter ending June 2016	4,075	↑
Quarter ending September 2016	4,117	→
Quarter ending December 2016	4,164	→
Quarter ending March 2017	4,329	↑
Variance since March 2016	10.7%	↑



ACTIVITY

Cumulative percentage of contracted UDA delivered 2016 & 2017



Month	Adjusted Scheduled Activity (UDA)	
	2016	2017
April	114	302
May	1,241	1,131
June	2,335	2,363
July	3,760	3,678
August	4,692	4,656
September	5,553	5,302
October	6,671	6,509
November	7,886	7,695
December	9,220	9,032
January	9,971	10,271
February	11,156	11,471
March	12,577	12,745
April	13,812	
May	13,816	
June	13,815	

QUALITY

	Quantity	Base Number	Contract	AT	Region	England
% of FP17s for the same patient ID Re-attending within 3 months - Children	160	1,890	8.5%	10.9%	12.0%	12.3%
% of FP17s for the same patient ID Re-attending within 3 months - Adults	476	5,342	8.9%	15.2%	16.0%	16.7%
% of FP17s for the same patient ID Re-attending between 3 & 9 months - Children	1,219	1,890	64.5%	61.3%	58.8%	57.6%
% of FP17s for the same patient ID Re-attending between 3 & 9 months - Adults	3,674	5,342	68.8%	54.8%	51.2%	50.1%
% of FP17s for Band 1 Urgent Courses	150	6,071	2.5%	7.0%	8.0%	9.1%
% of FP17s Relating to Free Repair or Replacements	21	6,071	0.3%	0.8%	0.8%	0.8%
% of FP17s Relating to Continuations	68	6,071	1.1%	1.6%	1.2%	1.2%
% of Patients satisfied with the dentistry they have received	13	14	92.9%	92.3%	92.7%	92.8%
% of Patients satisfied with the time they had to wait for an appointment	13	14	92.9%	88.0%	89.1%	88.7%

* This is based on patients treated on this contract for their most recent course of treatment. Figures in italics indicate the base number of FP17s or Patient Questionnaire responses are less than 100. N/A is shown where the base number of responses is less than 10 during the period. % is calculated as Quantity/Base number*100

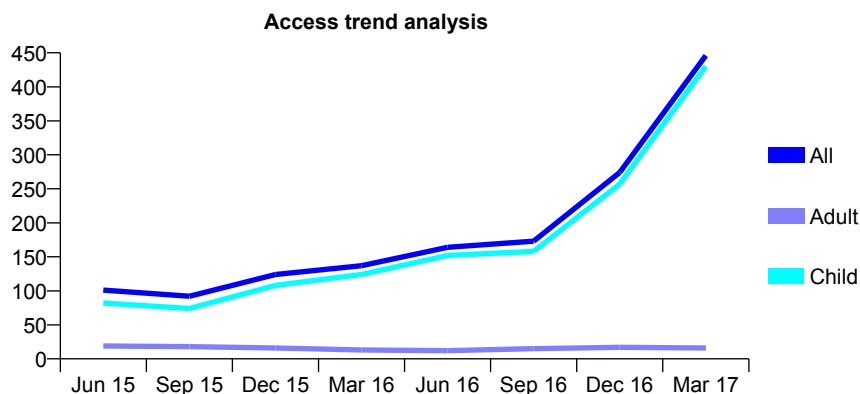
Q55 - Vital Signs At a Glance Contract Report for 561916/0002 - March 2017

Name or company name	MISS BM WILSON
Contract type name	GDS Contract
Purpose of contract	General
Contract start date	23/06/2013
Contract end date	

16/17 Contracted general activity (UDA)	787
Carry forward general activity (UDA)	0
16/17 Contracted orthodontic activity (UOA)	0
Carry forward orthodontic activity (UOA)	0
Baseline contract value	£20,700.78

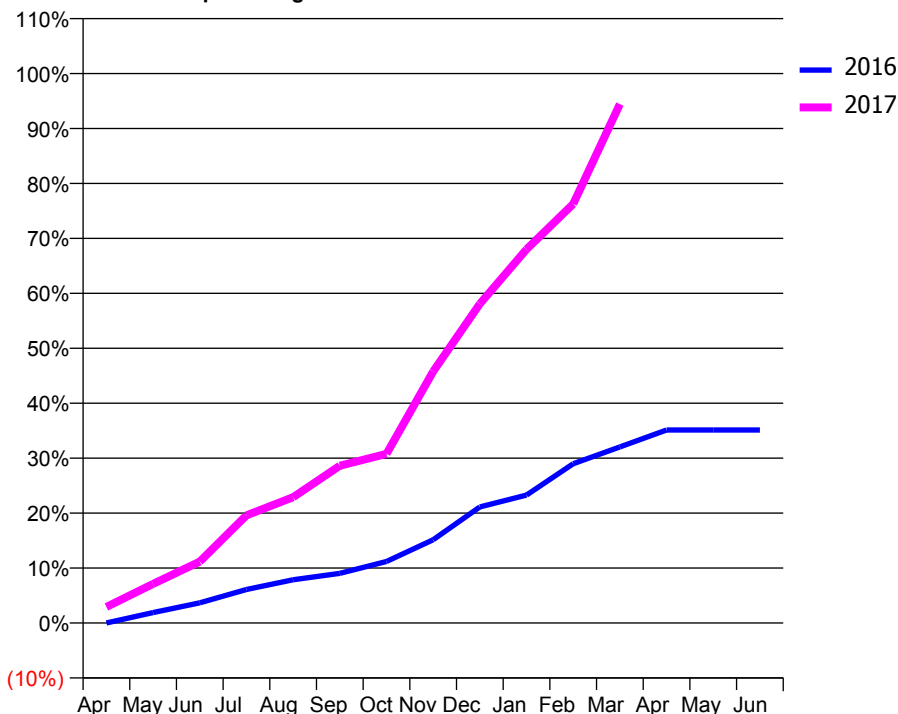
ACCESS*

Patients seen in 24 months	Total	Change since previous quarter
Quarter ending March 2016	137	
Quarter ending June 2016	164	↑
Quarter ending September 2016	173	↑
Quarter ending December 2016	274	↑
Quarter ending March 2017	446	↑
Variance since March 2016	225.5%	↑



ACTIVITY

Cumulative percentage of contracted UDA delivered 2016 & 2017



Month	Adjusted Scheduled Activity (UDA)	
	2016	2017
April	0	23
May	15	56
June	29	88
July	48	154
August	62	180
September	71	225
October	88	242
November	119	360
December	166	457
January	183	535
February	228	600
March	252	743
April	276	
May	276	
June	276	

QUALITY

	Quantity	Base Number	Contract	AT	Region	England
% of FP17s for the same patient ID Re-attending within 3 months - Children	37	518	7.1%	10.9%	12.0%	12.3%
% of FP17s for the same patient ID Re-attending within 3 months - Adults	0	1	0.0%	15.2%	16.0%	16.7%
% of FP17s for the same patient ID Re-attending between 3 & 9 months - Children	117	518	22.6%	61.3%	58.8%	57.6%
% of FP17s for the same patient ID Re-attending between 3 & 9 months - Adults	0	1	0.0%	54.8%	51.2%	50.1%
% of FP17s for Band 1 Urgent Courses	1	499	0.2%	7.0%	8.0%	9.1%
% of FP17s Relating to Free Repair or Replacements	0	499	0.0%	0.8%	0.8%	0.8%
% of FP17s Relating to Continuations	14	499	2.8%	1.6%	1.2%	1.2%
% of Patients satisfied with the dentistry they have received	0	0	N/A	92.3%	92.7%	92.8%
% of Patients satisfied with the time they had to wait for an appointment	0	0	N/A	88.0%	89.1%	88.7%

* This is based on patients treated on this contract for their most recent course of treatment. Figures in italics indicate the base number of FP17s or Patient Questionnaire responses are less than 100. N/A is shown where the base number of responses is less than 10 during the period. % is calculated as Quantity/Base number*100

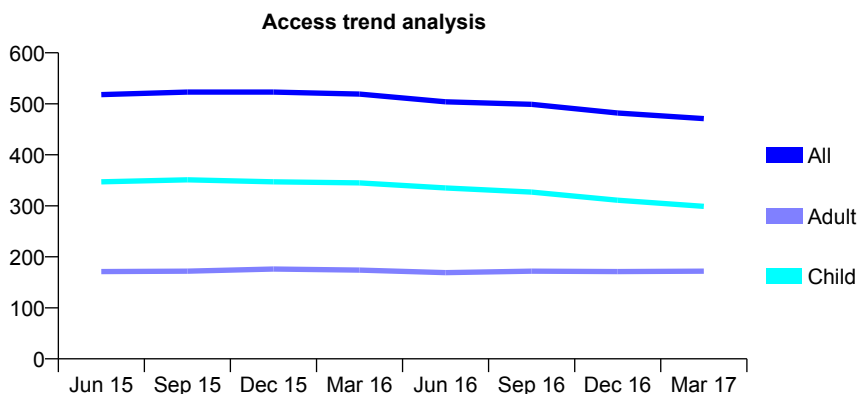
Q55 - Vital Signs At a Glance Contract Report for 571776/0001 - March 2017

Name or company name	MR JS FITTON
Contract type name	GDS Contract
Purpose of contract	General
Contract start date	01/04/2006
Contract end date	

16/17 Contracted general activity (UDA)	1,024
Carry forward general activity (UDA)	0
16/17 Contracted orthodontic activity (UOA)	0
Carry forward orthodontic activity (UOA)	0
Baseline contract value	£22,384.24

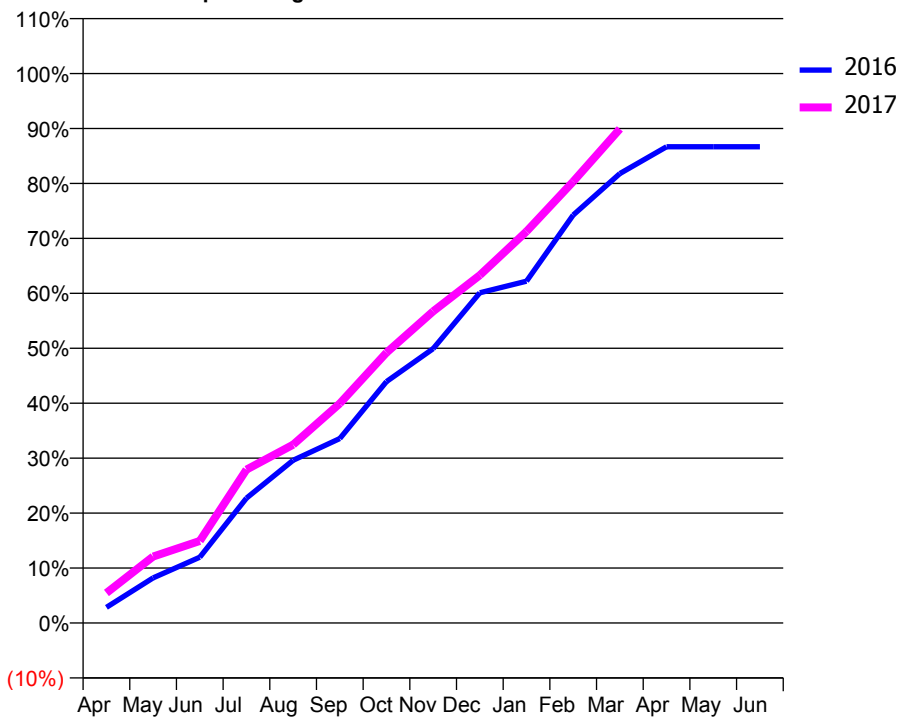
ACCESS*

Patients seen in 24 months	Total	Change since previous quarter
Quarter ending March 2016	519	
Quarter ending June 2016	504	↓
Quarter ending September 2016	499	→
Quarter ending December 2016	482	↓
Quarter ending March 2017	471	↓
Variance since March 2016	(9.2%)	↓



ACTIVITY

Cumulative percentage of contracted UDA delivered 2016 & 2017



Month	Adjusted Scheduled Activity (UDA)	
	2016	2017
April	32	56
May	92	124
June	134	153
July	254	286
August	331	332
September	376	409
October	492	504
November	559	581
December	673	648
January	696	730
February	831	823
March	915	921
April	970	
May	970	
June	970	

QUALITY

	Quantity	Base Number	Contract	AT	Region	England
% of FP17s for the same patient ID Re-attending within 3 months - Children	34	498	6.8%	10.9%	12.0%	12.3%
% of FP17s for the same patient ID Re-attending within 3 months - Adults	14	211	6.6%	15.2%	16.0%	16.7%
% of FP17s for the same patient ID Re-attending between 3 & 9 months - Children	372	498	74.7%	61.3%	58.8%	57.6%
% of FP17s for the same patient ID Re-attending between 3 & 9 months - Adults	122	211	57.8%	54.8%	51.2%	50.1%
% of FP17s for Band 1 Urgent Courses	34	673	5.1%	7.0%	8.0%	9.1%
% of FP17s Relating to Free Repair or Replacements	0	673	0.0%	0.8%	0.8%	0.8%
% of FP17s Relating to Continuations	0	673	0.0%	1.6%	1.2%	1.2%
% of Patients satisfied with the dentistry they have received	0	0	N/A	92.3%	92.7%	92.8%
% of Patients satisfied with the time they had to wait for an appointment	0	0	N/A	88.0%	89.1%	88.7%

* This is based on patients treated on this contract for their most recent course of treatment. Figures in italics indicate the base number of FP17s or Patient Questionnaire responses are less than 100. N/A is shown where the base number of responses is less than 10 during the period. % is calculated as Quantity/Base number*100

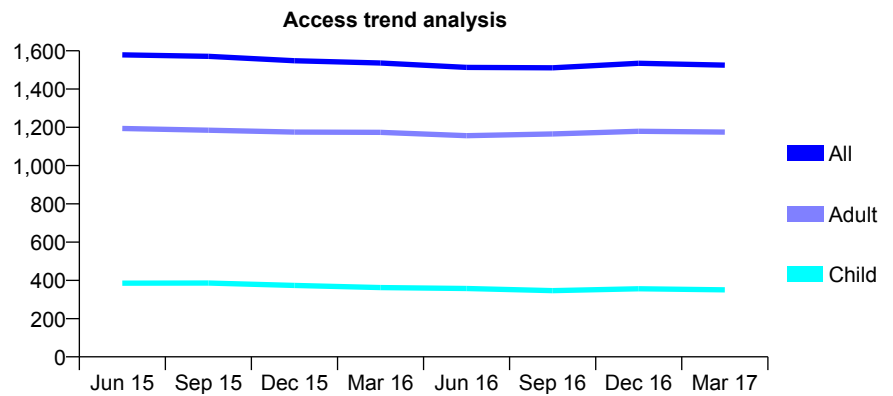
Q55 - Vital Signs At a Glance Contract Report for 572497/0001 - March 2017

Name or company name	MR CA TAVARES
Contract type name	GDS Contract
Purpose of contract	General
Contract start date	01/04/2006
Contract end date	

16/17 Contracted general activity (UDA)	4,705
Carry forward general activity (UDA)	0
16/17 Contracted orthodontic activity (UOA)	0
Carry forward orthodontic activity (UOA)	0
Baseline contract value	£102,922.04

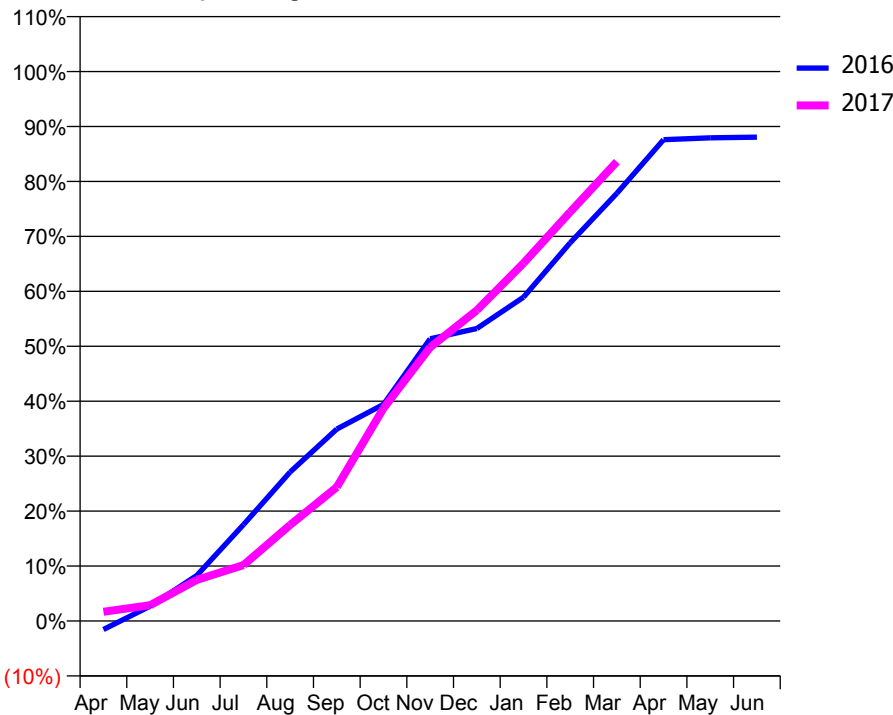
ACCESS*

Patients seen in 24 months	Total	Change since previous quarter
Quarter ending March 2016	1,536	
Quarter ending June 2016	1,513	↓
Quarter ending September 2016	1,511	→
Quarter ending December 2016	1,535	→
Quarter ending March 2017	1,525	→
Variance since March 2016	(0.7%)	→



ACTIVITY

Cumulative percentage of contracted UDA delivered 2016 & 2017



Month	Adjusted Scheduled Activity (UDA)	
	2016	2017
April	-74	79
May	128	135
June	390	353
July	825	479
August	1,276	823
September	1,644	1,147
October	1,854	1,822
November	2,417	2,344
December	2,504	2,661
January	2,773	3,064
February	3,238	3,503
March	3,662	3,932
April	4,121	
May	4,137	
June	4,143	

QUALITY

	Quantity	Base Number	Contract	AT	Region	England
% of FP17s for the same patient ID Re-attending within 3 months - Children	25	602	4.2%	10.9%	12.0%	12.3%
% of FP17s for the same patient ID Re-attending within 3 months - Adults	253	2,046	12.4%	15.2%	16.0%	16.7%
% of FP17s for the same patient ID Re-attending between 3 & 9 months - Children	404	602	67.1%	61.3%	58.8%	57.6%
% of FP17s for the same patient ID Re-attending between 3 & 9 months - Adults	1,445	2,046	70.6%	54.8%	51.2%	50.1%
% of FP17s for Band 1 Urgent Courses	106	2,378	4.5%	7.0%	8.0%	9.1%
% of FP17s Relating to Free Repair or Replacements	11	2,378	0.5%	0.8%	0.8%	0.8%
% of FP17s Relating to Continuations	27	2,378	1.1%	1.6%	1.2%	1.2%
% of Patients satisfied with the dentistry they have received	3	3	N/A	92.3%	92.7%	92.8%
% of Patients satisfied with the time they had to wait for an appointment	2	3	N/A	88.0%	89.1%	88.7%

* This is based on patients treated on this contract for their most recent course of treatment. Figures in italics indicate the base number of FP17s or Patient Questionnaire responses are less than 100. N/A is shown where the base number of responses is less than 10 during the period. % is calculated as Quantity/Base number*100

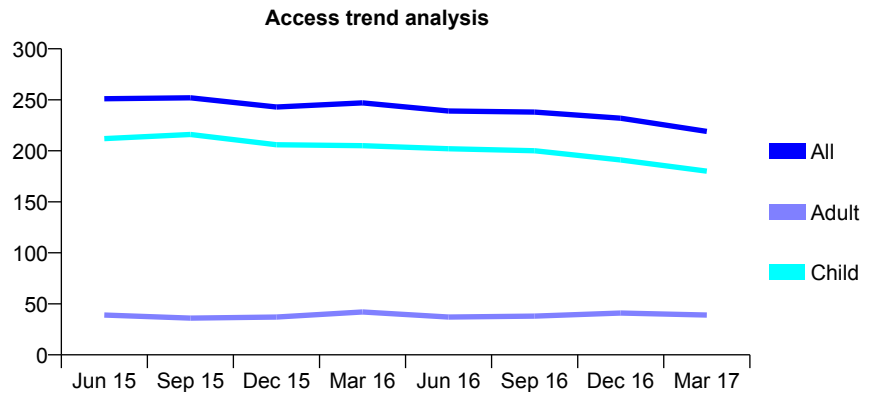
Q55 - Vital Signs At a Glance Contract Report for 572985/0001 - March 2017

Name or company name	MR C STEAD
Contract type name	GDS Contract
Purpose of contract	General
Contract start date	01/04/2006
Contract end date	

16/17 Contracted general activity (UDA)	400
Carry forward general activity (UDA)	0
16/17 Contracted orthodontic activity (UOA)	0
Carry forward orthodontic activity (UOA)	0
Baseline contract value	£9,714.42

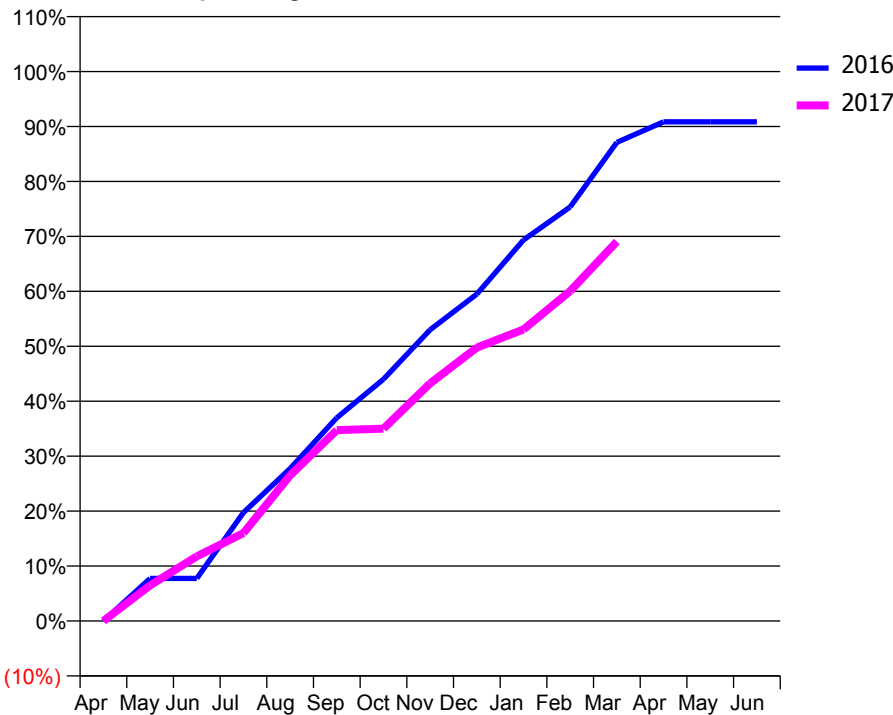
ACCESS*

Patients seen in 24 months	Total	Change since previous quarter
Quarter ending March 2016	247	
Quarter ending June 2016	239	↓
Quarter ending September 2016	238	→
Quarter ending December 2016	232	↓
Quarter ending March 2017	219	↓
Variance since March 2016	(11.3%)	↓



ACTIVITY

Cumulative percentage of contracted UDA delivered 2016 & 2017



Month	Adjusted Scheduled Activity (UDA)	
	2016	2017
April	0	0
May	31	26
June	31	47
July	79	64
August	111	106
September	148	139
October	176	140
November	212	173
December	238	199
January	277	212
February	301	240
March	348	276
April	363	
May	363	
June	363	

QUALITY

	Quantity	Base Number	Contract	AT	Region	England
% of FP17s for the same patient ID Re-attending within 3 months - Children	15	264	5.7%	10.9%	12.0%	12.3%
% of FP17s for the same patient ID Re-attending within 3 months - Adults	0	12	0.0%	15.2%	16.0%	16.7%
% of FP17s for the same patient ID Re-attending between 3 & 9 months - Children	172	264	65.2%	61.3%	58.8%	57.6%
% of FP17s for the same patient ID Re-attending between 3 & 9 months - Adults	9	12	75.0%	54.8%	51.2%	50.1%
% of FP17s for Band 1 Urgent Courses	1	260	0.4%	7.0%	8.0%	9.1%
% of FP17s Relating to Free Repair or Replacements	0	260	0.0%	0.8%	0.8%	0.8%
% of FP17s Relating to Continuations	0	260	0.0%	1.6%	1.2%	1.2%
% of Patients satisfied with the dentistry they have received	0	0	N/A	92.3%	92.7%	92.8%
% of Patients satisfied with the time they had to wait for an appointment	0	0	N/A	88.0%	89.1%	88.7%

* This is based on patients treated on this contract for their most recent course of treatment. Figures in italics indicate the base number of FP17s or Patient Questionnaire responses are less than 100. N/A is shown where the base number of responses is less than 10 during the period. % is calculated as Quantity/Base number*100

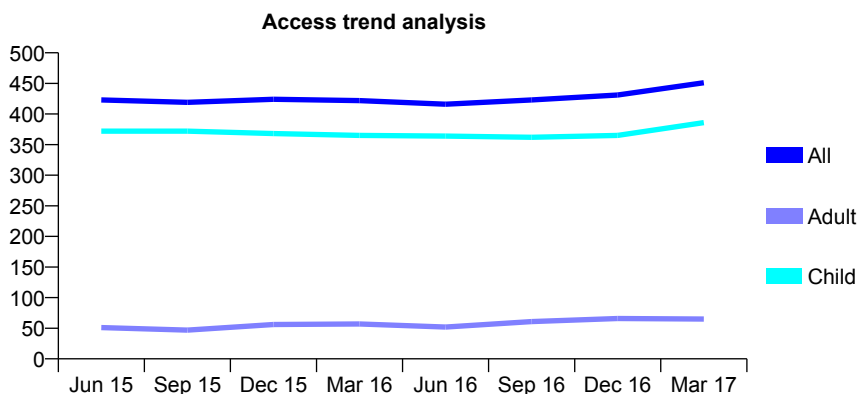
Q55 - Vital Signs At a Glance Contract Report for 574813/0001 - March 2017

Name or company name	MR BB SNAPE
Contract type name	GDS Contract
Purpose of contract	General
Contract start date	01/04/2006
Contract end date	

16/17 Contracted general activity (UDA)	780
Carry forward general activity (UDA)	0
16/17 Contracted orthodontic activity (UOA)	0
Carry forward orthodontic activity (UOA)	0
Baseline contract value	£15,595.02

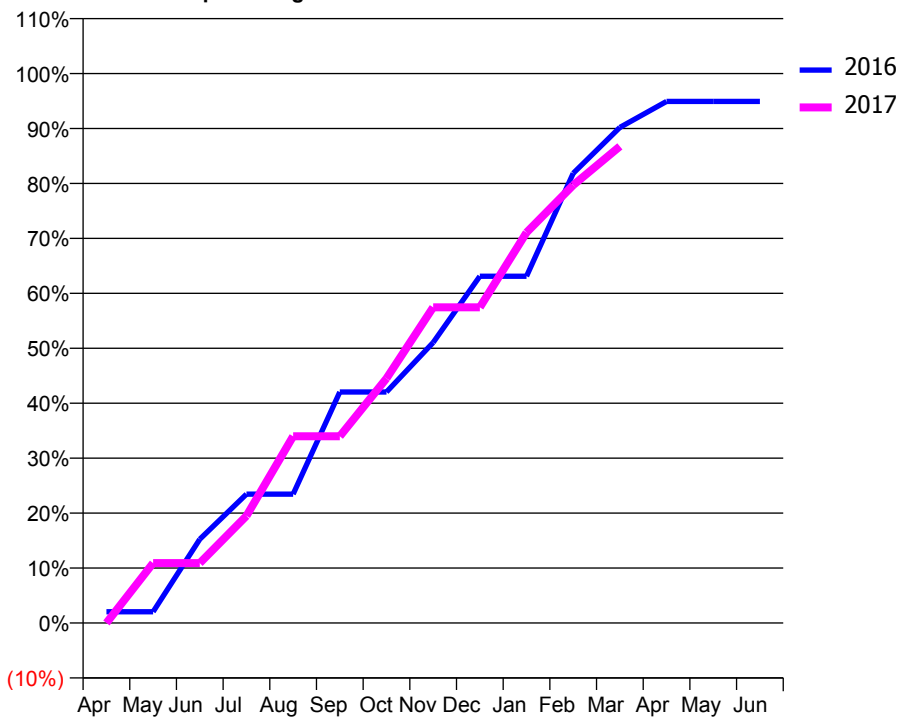
ACCESS*

Patients seen in 24 months	Total	Change since previous quarter
Quarter ending March 2016	422	
Quarter ending June 2016	416	↓
Quarter ending September 2016	423	→
Quarter ending December 2016	431	→
Quarter ending March 2017	451	↑
Variance since March 2016	6.9%	↑



ACTIVITY

Cumulative percentage of contracted UDA delivered 2016 & 2017



Month	Adjusted Scheduled Activity (UDA)	
	2016	2017
April	16	0
May	16	85
June	119	85
July	183	152
August	183	265
September	328	265
October	328	347
November	398	448
December	492	448
January	492	554
February	638	622
March	703	677
April	740	
May	740	
June	740	

QUALITY

	Quantity	Base Number	Contract	AT	Region	England
% of FP17s for the same patient ID Re-attending within 3 months - Children	16	578	2.8%	10.9%	12.0%	12.3%
% of FP17s for the same patient ID Re-attending within 3 months - Adults	0	23	0.0%	15.2%	16.0%	16.7%
% of FP17s for the same patient ID Re-attending between 3 & 9 months - Children	408	578	70.6%	61.3%	58.8%	57.6%
% of FP17s for the same patient ID Re-attending between 3 & 9 months - Adults	16	23	69.6%	54.8%	51.2%	50.1%
% of FP17s for Band 1 Urgent Courses	3	570	0.5%	7.0%	8.0%	9.1%
% of FP17s Relating to Free Repair or Replacements	0	570	0.0%	0.8%	0.8%	0.8%
% of FP17s Relating to Continuations	5	570	0.9%	1.6%	1.2%	1.2%
% of Patients satisfied with the dentistry they have received	0	0	N/A	92.3%	92.7%	92.8%
% of Patients satisfied with the time they had to wait for an appointment	0	0	N/A	88.0%	89.1%	88.7%

* This is based on patients treated on this contract for their most recent course of treatment. Figures in italics indicate the base number of FP17s or Patient Questionnaire responses are less than 100. N/A is shown where the base number of responses is less than 10 during the period. % is calculated as Quantity/Base number*100

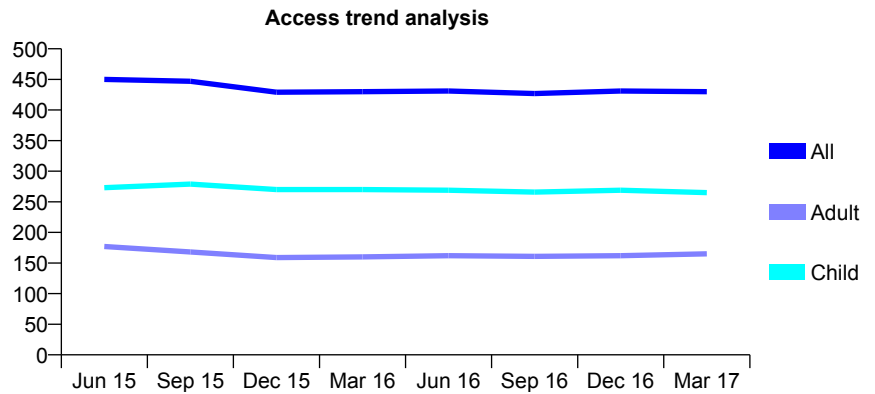
Q55 - Vital Signs At a Glance Contract Report for 575275/0001 - March 2017

Name or company name	MR SM O'DONOVAN
Contract type name	GDS Contract
Purpose of contract	General
Contract start date	01/04/2006
Contract end date	

16/17 Contracted general activity (UDA)	1,104
Carry forward general activity (UDA)	0
16/17 Contracted orthodontic activity (UOA)	0
Carry forward orthodontic activity (UOA)	0
Baseline contract value	£22,149.92

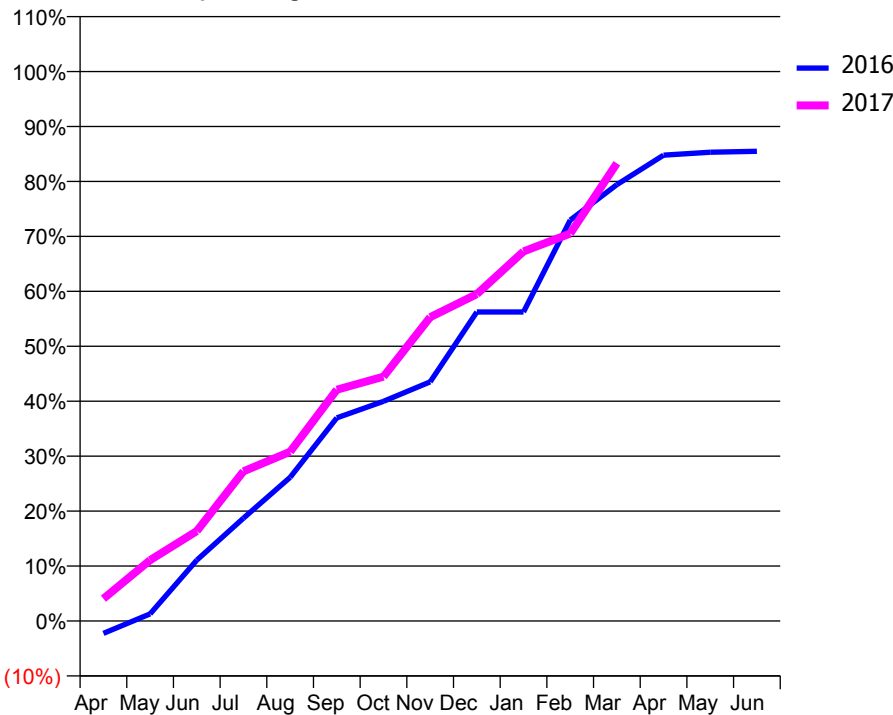
ACCESS*

Patients seen in 24 months	Total	Change since previous quarter
Quarter ending March 2016	430	
Quarter ending June 2016	431	→
Quarter ending September 2016	427	→
Quarter ending December 2016	431	→
Quarter ending March 2017	430	→
Variance since March 2016	0.0%	→



ACTIVITY

Cumulative percentage of contracted UDA delivered 2016 & 2017



Month	Adjusted Scheduled Activity (UDA)	
	2016	2017
April	-25	45
May	14	122
June	122	181
July	207	301
August	289	340
September	408	465
October	441	491
November	480	610
December	621	657
January	621	742
February	805	778
March	877	920
April	936	
May	942	
June	944	

QUALITY

	Quantity	Base Number	Contract	AT	Region	England
% of FP17s for the same patient ID Re-attending within 3 months - Children	37	444	8.3%	10.9%	12.0%	12.3%
% of FP17s for the same patient ID Re-attending within 3 months - Adults	29	223	13.0%	15.2%	16.0%	16.7%
% of FP17s for the same patient ID Re-attending between 3 & 9 months - Children	268	444	60.4%	61.3%	58.8%	57.6%
% of FP17s for the same patient ID Re-attending between 3 & 9 months - Adults	145	223	65.0%	54.8%	51.2%	50.1%
% of FP17s for Band 1 Urgent Courses	23	631	3.6%	7.0%	8.0%	9.1%
% of FP17s Relating to Free Repair or Replacements	0	631	0.0%	0.8%	0.8%	0.8%
% of FP17s Relating to Continuations	1	631	0.2%	1.6%	1.2%	1.2%
% of Patients satisfied with the dentistry they have received	0	0	N/A	92.3%	92.7%	92.8%
% of Patients satisfied with the time they had to wait for an appointment	0	0	N/A	88.0%	89.1%	88.7%

* This is based on patients treated on this contract for their most recent course of treatment. Figures in italics indicate the base number of FP17s or Patient Questionnaire responses are less than 100. N/A is shown where the base number of responses is less than 10 during the period. % is calculated as Quantity/Base number*100

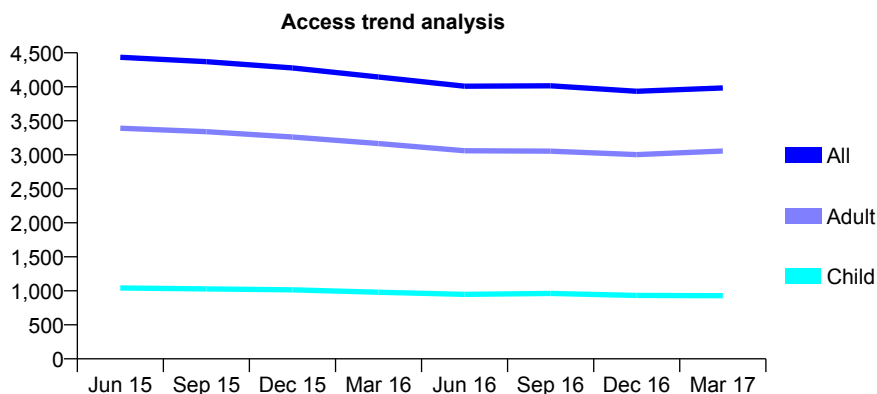
Q55 - Vital Signs At a Glance Contract Report for 576050/0002 - March 2017

Name or company name	MR AJ STOGGALL
Contract type name	GDS Contract
Purpose of contract	General
Contract start date	01/04/2006
Contract end date	

16/17 Contracted general activity (UDA)	13,494
Carry forward general activity (UDA)	316
16/17 Contracted orthodontic activity (UOA)	0
Carry forward orthodontic activity (UOA)	0
Baseline contract value	£355,288.28

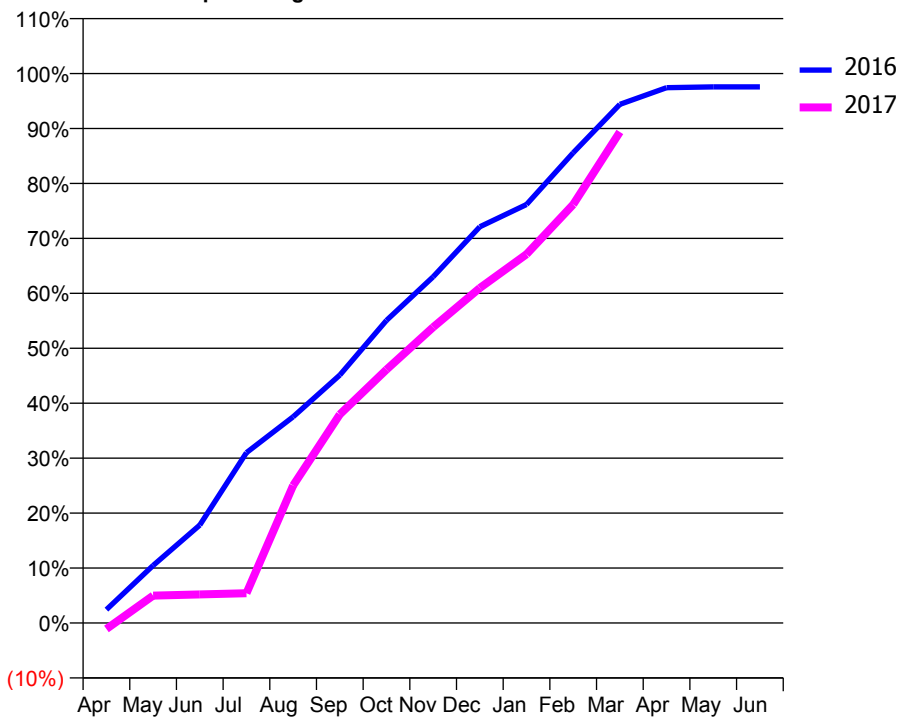
ACCESS*

Patients seen in 24 months	Total	Change since previous quarter
Quarter ending March 2016	4,145	
Quarter ending June 2016	4,008	↓
Quarter ending September 2016	4,014	→
Quarter ending December 2016	3,935	↓
Quarter ending March 2017	3,984	→
Variance since March 2016	(3.9%)	↓



ACTIVITY

Cumulative percentage of contracted UDA delivered 2016 & 2017



Month	Adjusted Scheduled Activity (UDA)	
	2016	2017
April	319	-150
May	1,365	671
June	2,323	702
July	4,042	733
August	4,892	3,379
September	5,882	5,122
October	7,180	6,224
November	8,212	7,264
December	9,400	8,226
January	9,929	9,055
February	11,155	10,278
March	12,304	12,060
April	12,700	
May	12,719	
June	12,719	

QUALITY

	Quantity	Base Number	Contract	AT	Region	England
% of FP17s for the same patient ID Re-attending within 3 months - Children	134	1,430	9.4%	10.9%	12.0%	12.3%
% of FP17s for the same patient ID Re-attending within 3 months - Adults	1,003	4,978	20.1%	15.2%	16.0%	16.7%
% of FP17s for the same patient ID Re-attending between 3 & 9 months - Children	785	1,430	54.9%	61.3%	58.8%	57.6%
% of FP17s for the same patient ID Re-attending between 3 & 9 months - Adults	2,603	4,978	52.3%	54.8%	51.2%	50.1%
% of FP17s for Band 1 Urgent Courses	580	6,195	9.4%	7.0%	8.0%	9.1%
% of FP17s Relating to Free Repair or Replacements	107	6,195	1.7%	0.8%	0.8%	0.8%
% of FP17s Relating to Continuations	268	6,195	4.3%	1.6%	1.2%	1.2%
% of Patients satisfied with the dentistry they have received	9	9	N/A	92.3%	92.7%	92.8%
% of Patients satisfied with the time they had to wait for an appointment	9	9	N/A	88.0%	89.1%	88.7%

* This is based on patients treated on this contract for their most recent course of treatment. Figures in italics indicate the base number of FP17s or Patient Questionnaire responses are less than 100. N/A is shown where the base number of responses is less than 10 during the period. % is calculated as Quantity/Base number*100

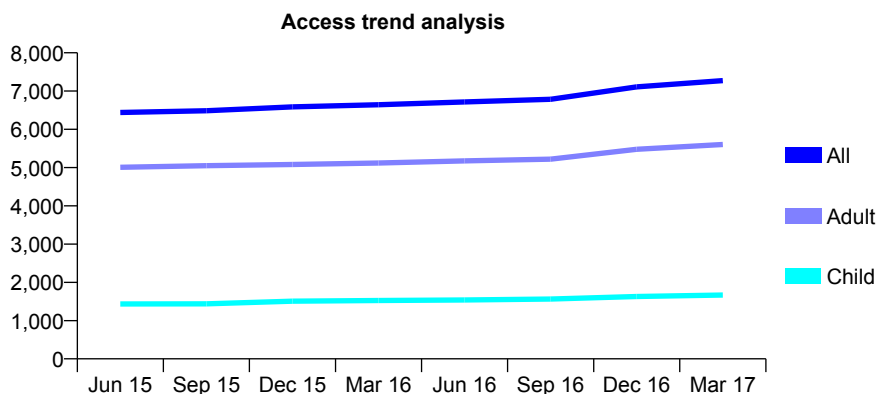
Q55 - Vital Signs At a Glance Contract Report for 577421/0001 - March 2017

Name or company name	MISS AC PETERSON
Contract type name	GDS Contract
Purpose of contract	General
Contract start date	01/04/2006
Contract end date	

16/17 Contracted general activity (UDA)	16,515
Carry forward general activity (UDA)	-175
16/17 Contracted orthodontic activity (UOA)	0
Carry forward orthodontic activity (UOA)	0
Baseline contract value	£457,711.70

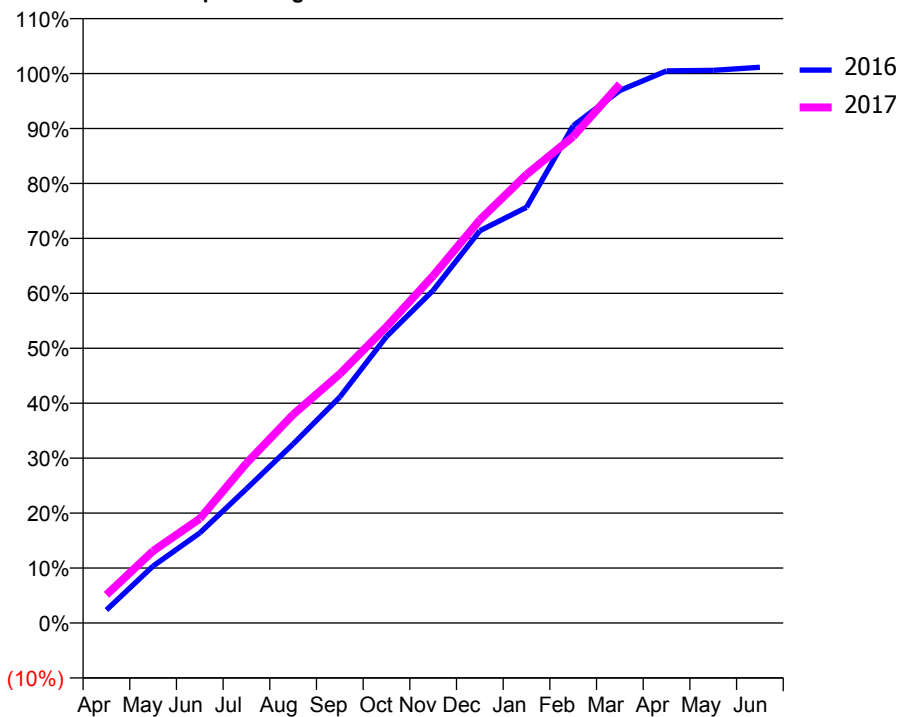
ACCESS*

Patients seen in 24 months	Total	Change since previous quarter
Quarter ending March 2016	6,644	
Quarter ending June 2016	6,715	→
Quarter ending September 2016	6,784	→
Quarter ending December 2016	7,109	↑
Quarter ending March 2017	7,272	↑
Variance since March 2016	9.5%	↑



ACTIVITY

Cumulative percentage of contracted UDA delivered 2016 & 2017



Month	Adjusted Scheduled Activity (UDA)	
	2016	2017
April	366	846
May	1,610	2,166
June	2,542	3,137
July	3,790	4,803
August	5,054	6,265
September	6,381	7,484
October	8,089	8,901
November	9,392	10,436
December	11,075	12,116
January	11,736	13,478
February	14,041	14,623
March	15,037	16,198
April	15,588	
May	15,605	
June	15,690	

QUALITY

	Quantity	Base Number	Contract	AT	Region	England
% of FP17s for the same patient ID Re-attending within 3 months - Children	113	2,299	4.9%	10.9%	12.0%	12.3%
% of FP17s for the same patient ID Re-attending within 3 months - Adults	949	7,528	12.6%	15.2%	16.0%	16.7%
% of FP17s for the same patient ID Re-attending between 3 & 9 months - Children	1,372	2,299	59.7%	61.3%	58.8%	57.6%
% of FP17s for the same patient ID Re-attending between 3 & 9 months - Adults	3,831	7,528	50.9%	54.8%	51.2%	50.1%
% of FP17s for Band 1 Urgent Courses	414	7,973	5.2%	7.0%	8.0%	9.1%
% of FP17s Relating to Free Repair or Replacements	100	7,973	1.3%	0.8%	0.8%	0.8%
% of FP17s Relating to Continuations	153	7,973	1.9%	1.6%	1.2%	1.2%
% of Patients satisfied with the dentistry they have received	14	14	100.0%	92.3%	92.7%	92.8%
% of Patients satisfied with the time they had to wait for an appointment	13	14	92.9%	88.0%	89.1%	88.7%

* This is based on patients treated on this contract for their most recent course of treatment. Figures in italics indicate the base number of FP17s or Patient Questionnaire responses are less than 100. N/A is shown where the base number of responses is less than 10 during the period. % is calculated as Quantity/Base number*100

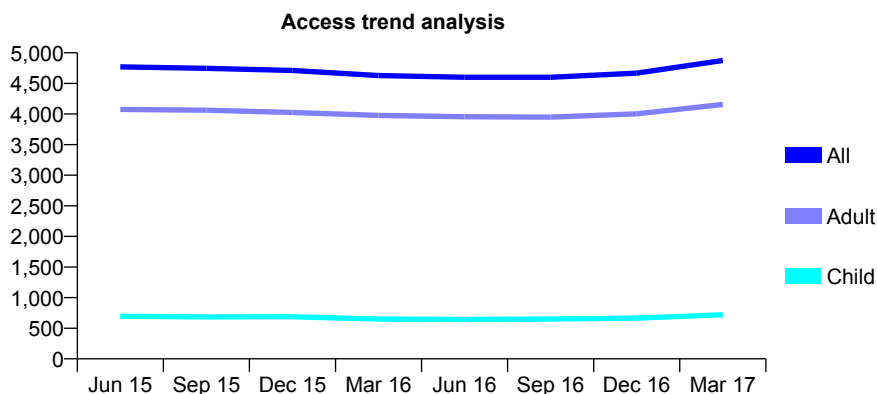
Q55 - Vital Signs At a Glance Contract Report for 612715/0001 - March 2017

Name or company name	MRS A POONI
Contract type name	GDS Contract
Purpose of contract	General
Contract start date	01/02/2010
Contract end date	

16/17 Contracted general activity (UDA)	14,207
Carry forward general activity (UDA)	-264
16/17 Contracted orthodontic activity (UOA)	0
Carry forward orthodontic activity (UOA)	0
Baseline contract value	£293,435.33

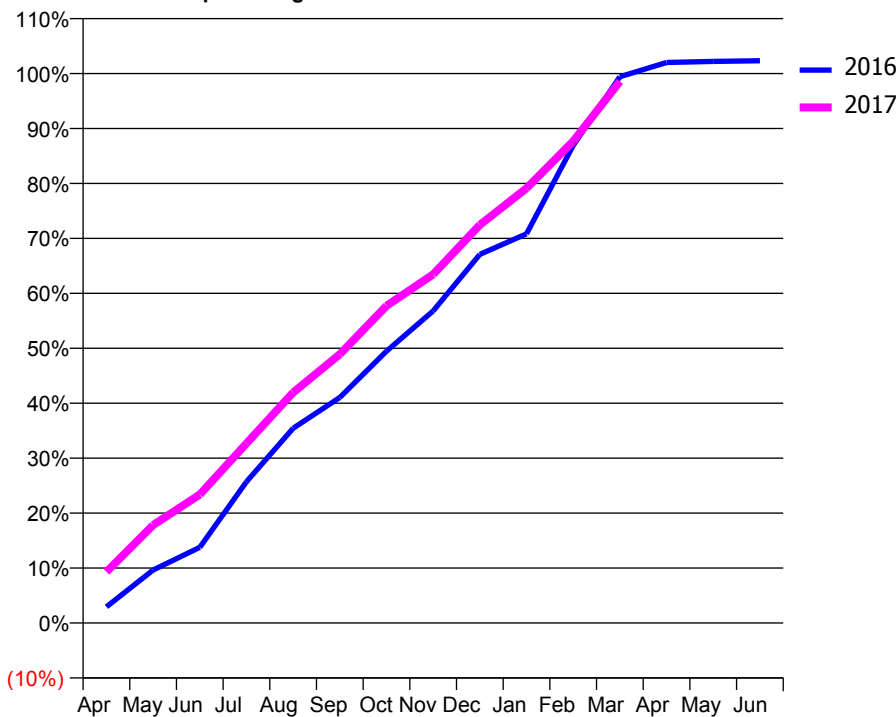
ACCESS*

Patients seen in 24 months	Total	Change since previous quarter
Quarter ending March 2016	4,628	
Quarter ending June 2016	4,600	→
Quarter ending September 2016	4,600	→
Quarter ending December 2016	4,668	→
Quarter ending March 2017	4,875	↑
Variance since March 2016	5.3%	↑



ACTIVITY

Cumulative percentage of contracted UDA delivered 2016 & 2017



Adjusted Scheduled Activity (UDA)

Month	2016	2017
April	389	1,324
May	1,273	2,534
June	1,818	3,321
July	3,397	4,641
August	4,682	5,959
September	5,420	6,949
October	6,532	8,201
November	7,502	9,013
December	8,860	10,294
January	9,354	11,242
February	11,477	12,454
March	13,128	14,004
April	13,473	
May	13,496	
June	13,512	

QUALITY

	Quantity	Base Number	Contract	AT	Region	England
% of FP17s for the same patient ID Re-attending within 3 months - Children	61	1,127	5.4%	10.9%	12.0%	12.3%
% of FP17s for the same patient ID Re-attending within 3 months - Adults	937	6,173	15.2%	15.2%	16.0%	16.7%
% of FP17s for the same patient ID Re-attending between 3 & 9 months - Children	663	1,127	58.8%	61.3%	58.8%	57.6%
% of FP17s for the same patient ID Re-attending between 3 & 9 months - Adults	3,342	6,173	54.1%	54.8%	51.2%	50.1%
% of FP17s for Band 1 Urgent Courses	448	7,127	6.3%	7.0%	8.0%	9.1%
% of FP17s Relating to Free Repair or Replacements	41	7,127	0.6%	0.8%	0.8%	0.8%
% of FP17s Relating to Continuations	59	7,127	0.8%	1.6%	1.2%	1.2%
% of Patients satisfied with the dentistry they have received	10	10	100.0%	92.3%	92.7%	92.8%
% of Patients satisfied with the time they had to wait for an appointment	9	10	90.0%	88.0%	89.1%	88.7%

* This is based on patients treated on this contract for their most recent course of treatment. Figures in italics indicate the base number of FP17s or Patient Questionnaire responses are less than 100. N/A is shown where the base number of responses is less than 10 during the period. % is calculated as Quantity/Base number*100

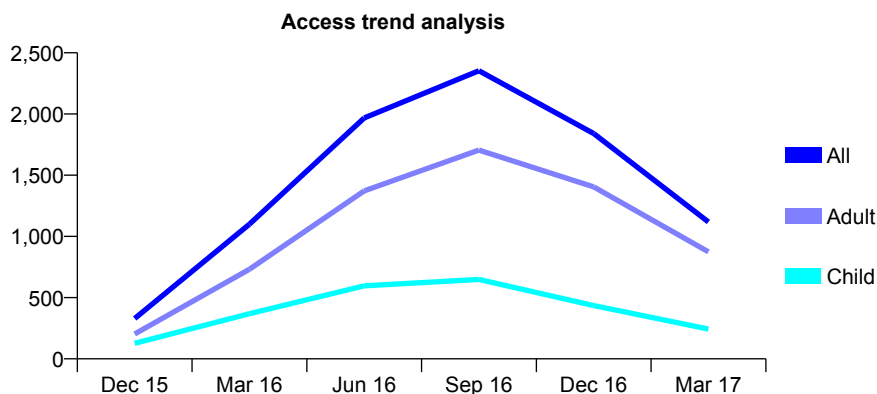
Q55 - Vital Signs At a Glance Contract Report for 643238/0003 - March 2017

Name or company name	MISS KL PARKER
Contract type name	GDS Contract
Purpose of contract	General
Contract start date	01/11/2015
Contract end date	31/07/2016

16/17 Contracted general activity (UDA)	3,633
Carry forward general activity (UDA)	0
16/17 Contracted orthodontic activity (UOA)	0
Carry forward orthodontic activity (UOA)	0
Baseline contract value	£79,857.38

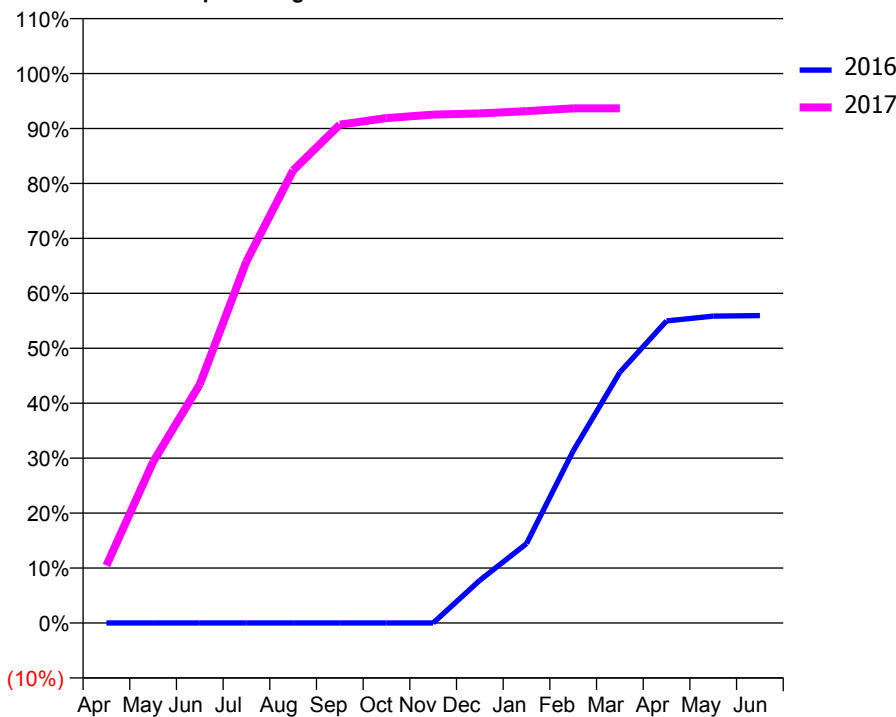
ACCESS*

Patients seen in 24 months	Total	Change since previous quarter
Quarter ending March 2016	1,100	
Quarter ending June 2016	1,968	↑
Quarter ending September 2016	2,354	↑
Quarter ending December 2016	1,840	↓
Quarter ending March 2017	1,118	↓
Variance since March 2016	1.6%	→



ACTIVITY

Cumulative percentage of contracted UDA delivered 2016 & 2017



Adjusted Scheduled Activity (UDA)

Month	2016	2017
April	0	381
May	0	1,065
June	0	1,578
July	0	2,391
August	0	2,993
September	0	3,295
October	0	3,338
November	0	3,361
December	352	3,369
January	654	3,384
February	1,418	3,402
March	2,066	3,402
April	2,489	
May	2,529	
June	2,533	

QUALITY

	Quantity	Base Number	Contract	AT	Region	England
% of FP17s for the same patient ID Re-attending within 3 months - Children	28	479	5.8%	10.9%	12.0%	12.3%
% of FP17s for the same patient ID Re-attending within 3 months - Adults	90	1,426	6.3%	15.2%	16.0%	16.7%
% of FP17s for the same patient ID Re-attending between 3 & 9 months - Children	86	479	18.0%	61.3%	58.8%	57.6%
% of FP17s for the same patient ID Re-attending between 3 & 9 months - Adults	208	1,426	14.6%	54.8%	51.2%	50.1%
% of FP17s for Band 1 Urgent Courses	26	1,654	1.6%	7.0%	8.0%	9.1%
% of FP17s Relating to Free Repair or Replacements	4	1,654	0.2%	0.8%	0.8%	0.8%
% of FP17s Relating to Continuations	26	1,654	1.6%	1.6%	1.2%	1.2%
% of Patients satisfied with the dentistry they have received	4	4	N/A	92.3%	92.7%	92.8%
% of Patients satisfied with the time they had to wait for an appointment	2	4	N/A	88.0%	89.1%	88.7%

* This is based on patients treated on this contract for their most recent course of treatment. Figures in italics indicate the base number of FP17s or Patient Questionnaire responses are less than 100. N/A is shown where the base number of responses is less than 10 during the period. % is calculated as Quantity/Base number*100

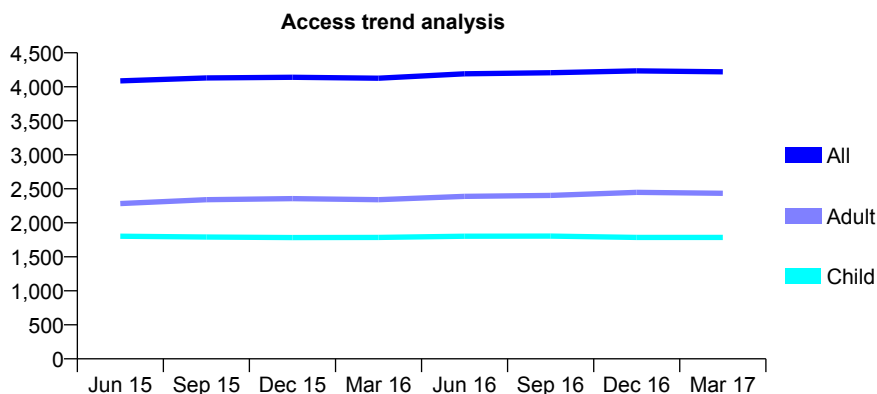
Q55 - Vital Signs At a Glance Contract Report for 651281/0001 - March 2017

Name or company name	MR GC SAVVA
Contract type name	GDS Contract
Purpose of contract	General
Contract start date	01/04/2006
Contract end date	

16/17 Contracted general activity (UDA)	11,011
Carry forward general activity (UDA)	0
16/17 Contracted orthodontic activity (UOA)	0
Carry forward orthodontic activity (UOA)	0
Baseline contract value	£271,666.91

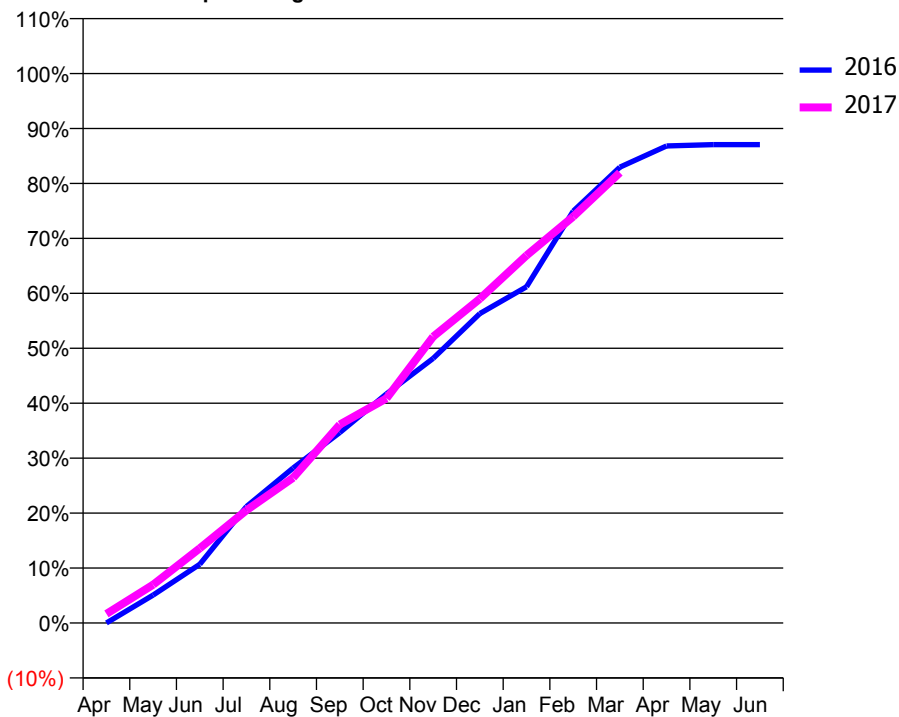
ACCESS*

Patients seen in 24 months	Total	Change since previous quarter
Quarter ending March 2016	4,126	
Quarter ending June 2016	4,191	→
Quarter ending September 2016	4,206	→
Quarter ending December 2016	4,234	→
Quarter ending March 2017	4,220	→
Variance since March 2016	2.3%	↑



ACTIVITY

Cumulative percentage of contracted UDA delivered 2016 & 2017



Month	Adjusted Scheduled Activity (UDA)	
	2016	2017
April	0	182
May	560	769
June	1,177	1,497
July	2,334	2,259
August	3,105	2,911
September	3,816	3,976
October	4,592	4,500
November	5,301	5,739
December	6,200	6,496
January	6,738	7,365
February	8,253	8,143
March	9,134	9,024
April	9,560	
May	9,585	
June	9,587	

QUALITY

	Quantity	Base Number	Contract	AT	Region	England
% of FP17s for the same patient ID Re-attending within 3 months - Children	320	3,024	10.6%	10.9%	12.0%	12.3%
% of FP17s for the same patient ID Re-attending within 3 months - Adults	527	3,418	15.4%	15.2%	16.0%	16.7%
% of FP17s for the same patient ID Re-attending between 3 & 9 months - Children	1,952	3,024	64.6%	61.3%	58.8%	57.6%
% of FP17s for the same patient ID Re-attending between 3 & 9 months - Adults	2,100	3,418	61.4%	54.8%	51.2%	50.1%
% of FP17s for Band 1 Urgent Courses	310	5,463	5.7%	7.0%	8.0%	9.1%
% of FP17s Relating to Free Repair or Replacements	20	5,463	0.4%	0.8%	0.8%	0.8%
% of FP17s Relating to Continuations	20	5,463	0.4%	1.6%	1.2%	1.2%
% of Patients satisfied with the dentistry they have received	6	8	N/A	92.3%	92.7%	92.8%
% of Patients satisfied with the time they had to wait for an appointment	7	8	N/A	88.0%	89.1%	88.7%

* This is based on patients treated on this contract for their most recent course of treatment. Figures in italics indicate the base number of FP17s or Patient Questionnaire responses are less than 100. N/A is shown where the base number of responses is less than 10 during the period. % is calculated as Quantity/Base number*100

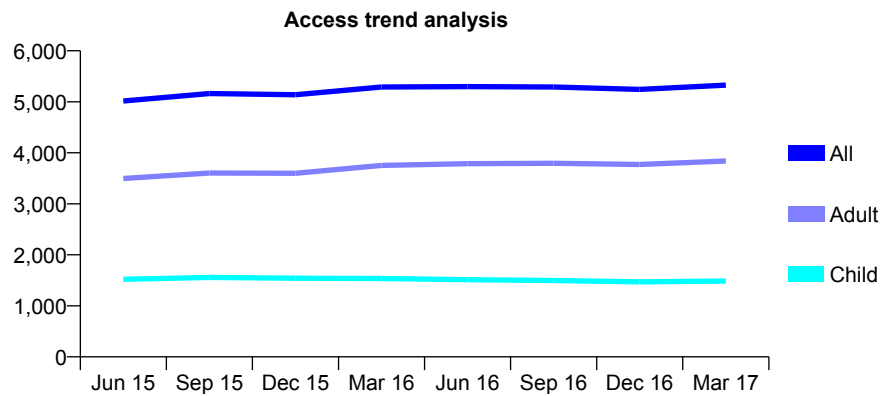
Q55 - Vital Signs At a Glance Contract Report for 653861/0001 - March 2017

Name or company name	MR AF CHALMERS
Contract type name	GDS Contract
Purpose of contract	General and Orthodontic
Contract start date	01/04/2006
Contract end date	

16/17 Contracted general activity (UDA)	15,500
Carry forward general activity (UDA)	0
16/17 Contracted orthodontic activity (UOA)	590
Carry forward orthodontic activity (UOA)	0
Baseline contract value	£455,469.40

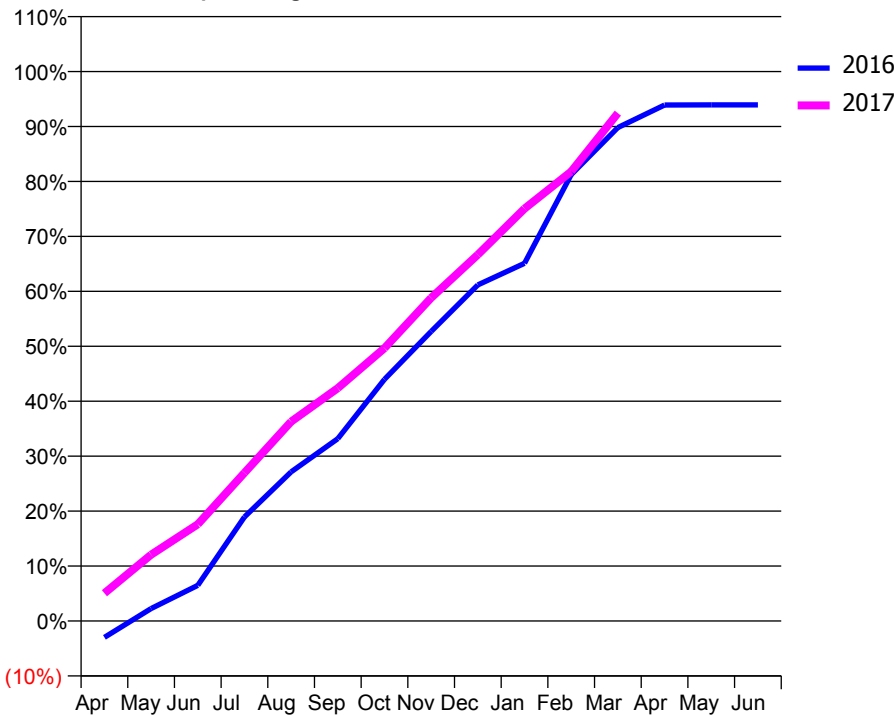
ACCESS*

Patients seen in 24 months	Total	Change since previous quarter
Quarter ending March 2016	5,289	
Quarter ending June 2016	5,299	→
Quarter ending September 2016	5,291	→
Quarter ending December 2016	5,242	→
Quarter ending March 2017	5,326	→
Variance since March 2016	0.7%	→



ACTIVITY

Cumulative percentage of contracted UDA delivered 2016 & 2017



Month	Adjusted Scheduled Activity (UDA)	
	2016	2017
April	-466	782
May	353	1,870
June	1,006	2,730
July	2,935	4,182
August	4,206	5,623
September	5,144	6,569
October	6,818	7,699
November	8,169	9,115
December	9,481	10,333
January	10,091	11,632
February	12,591	12,678
March	13,920	14,326
April	14,556	
May	14,558	
June	14,558	

QUALITY

	Quantity	Base Number	Contract	AT	Region	England
% of FP17s for the same patient ID Re-attending within 3 months - Children	324	2,745	11.8%	10.9%	12.0%	12.3%
% of FP17s for the same patient ID Re-attending within 3 months - Adults	904	5,989	15.1%	15.2%	16.0%	16.7%
% of FP17s for the same patient ID Re-attending between 3 & 9 months - Children	2,020	2,745	73.6%	61.3%	58.8%	57.6%
% of FP17s for the same patient ID Re-attending between 3 & 9 months - Adults	3,937	5,989	65.7%	54.8%	51.2%	50.1%
% of FP17s for Band 1 Urgent Courses	601	8,323	7.2%	7.0%	8.0%	9.1%
% of FP17s Relating to Free Repair or Replacements	59	8,323	0.7%	0.8%	0.8%	0.8%
% of FP17s Relating to Continuations	44	8,323	0.5%	1.6%	1.2%	1.2%
% of Patients satisfied with the dentistry they have received	17	19	89.5%	92.3%	92.7%	92.8%
% of Patients satisfied with the time they had to wait for an appointment	17	19	89.5%	88.0%	89.1%	88.7%

* This is based on patients treated on this contract for their most recent course of treatment. Figures in italics indicate the base number of FP17s or Patient Questionnaire responses are less than 100. N/A is shown where the base number of responses is less than 10 during the period. % is calculated as Quantity/Base number*100

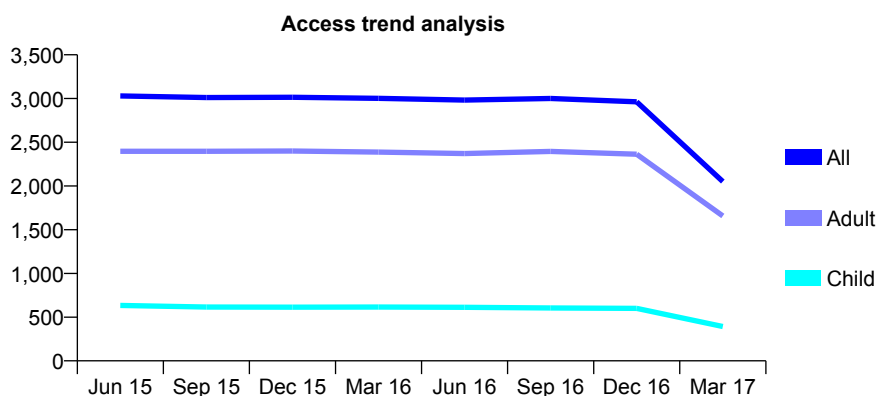
Q55 - Vital Signs At a Glance Contract Report for 661562/0001 - March 2017

Name or company name	MR SN HUDSON
Contract type name	GDS Contract
Purpose of contract	General
Contract start date	01/04/2006
Contract end date	31/01/2017

16/17 Contracted general activity (UDA)	9,344
Carry forward general activity (UDA)	-109
16/17 Contracted orthodontic activity (UOA)	0
Carry forward orthodontic activity (UOA)	0
Baseline contract value	£297,016.61

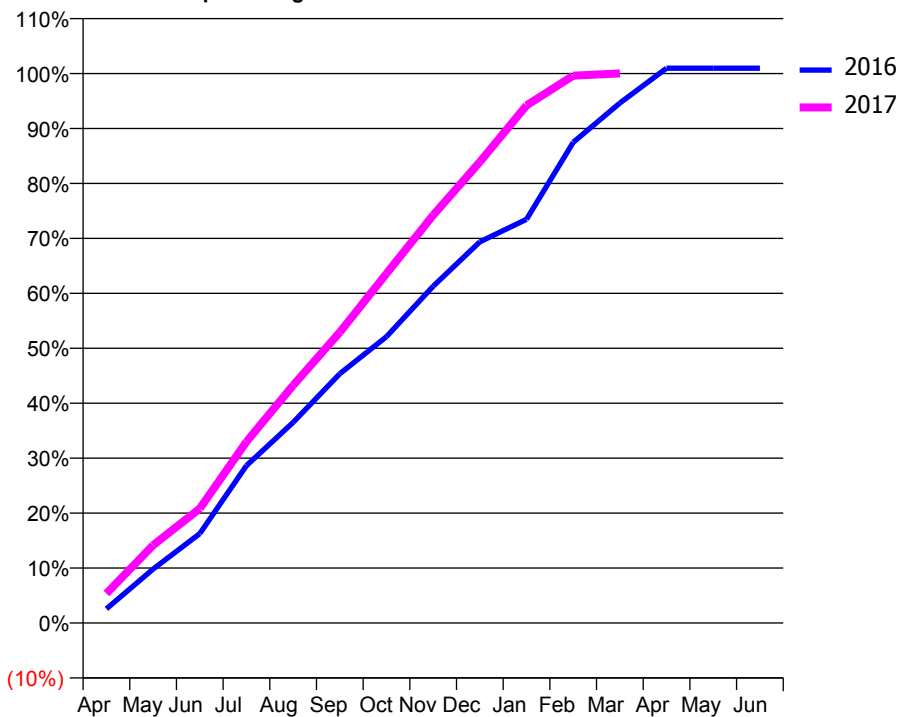
ACCESS*

Patients seen in 24 months	Total	Change since previous quarter
Quarter ending March 2016	3,002	
Quarter ending June 2016	2,983	→
Quarter ending September 2016	3,000	→
Quarter ending December 2016	2,963	↓
Quarter ending March 2017	2,050	↓
Variance since March 2016	(31.7%)	↓



ACTIVITY

Cumulative percentage of contracted UDA delivered 2016 & 2017



Month	Adjusted Scheduled Activity (UDA)	
	2016	2017
April	290	501
May	1,100	1,323
June	1,824	1,946
July	3,212	3,083
August	4,094	4,042
September	5,087	4,944
October	5,843	5,941
November	6,872	6,936
December	7,777	7,839
January	8,239	8,802
February	9,807	9,307
March	10,612	9,345
April	11,321	
May	11,322	
June	11,322	

QUALITY

	Quantity	Base Number	Contract	AT	Region	England
% of FP17s for the same patient ID Re-attending within 3 months - Children	56	883	6.3%	10.9%	12.0%	12.3%
% of FP17s for the same patient ID Re-attending within 3 months - Adults	474	3,512	13.5%	15.2%	16.0%	16.7%
% of FP17s for the same patient ID Re-attending between 3 & 9 months - Children	587	883	66.5%	61.3%	58.8%	57.6%
% of FP17s for the same patient ID Re-attending between 3 & 9 months - Adults	2,154	3,512	61.3%	54.8%	51.2%	50.1%
% of FP17s for Band 1 Urgent Courses	294	4,091	7.2%	7.0%	8.0%	9.1%
% of FP17s Relating to Free Repair or Replacements	77	4,091	1.9%	0.8%	0.8%	0.8%
% of FP17s Relating to Continuations	100	4,091	2.4%	1.6%	1.2%	1.2%
% of Patients satisfied with the dentistry they have received	9	10	90.0%	92.3%	92.7%	92.8%
% of Patients satisfied with the time they had to wait for an appointment	9	10	90.0%	88.0%	89.1%	88.7%

* This is based on patients treated on this contract for their most recent course of treatment. Figures in italics indicate the base number of FP17s or Patient Questionnaire responses are less than 100. N/A is shown where the base number of responses is less than 10 during the period. % is calculated as Quantity/Base number*100

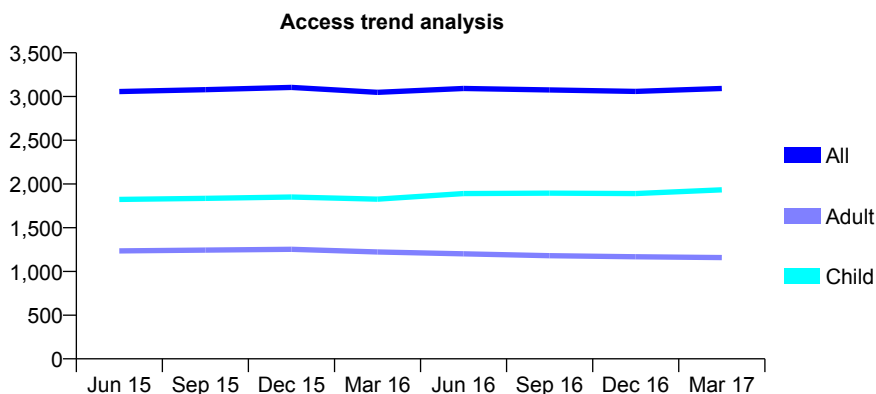
Q55 - Vital Signs At a Glance Contract Report for 673838/0001 - March 2017

Name or company name	MR JF HUME-SPRY
Contract type name	GDS Contract
Purpose of contract	General
Contract start date	01/04/2006
Contract end date	

16/17 Contracted general activity (UDA)	7,875
Carry forward general activity (UDA)	-26
16/17 Contracted orthodontic activity (UOA)	0
Carry forward orthodontic activity (UOA)	0
Baseline contract value	£179,474.38

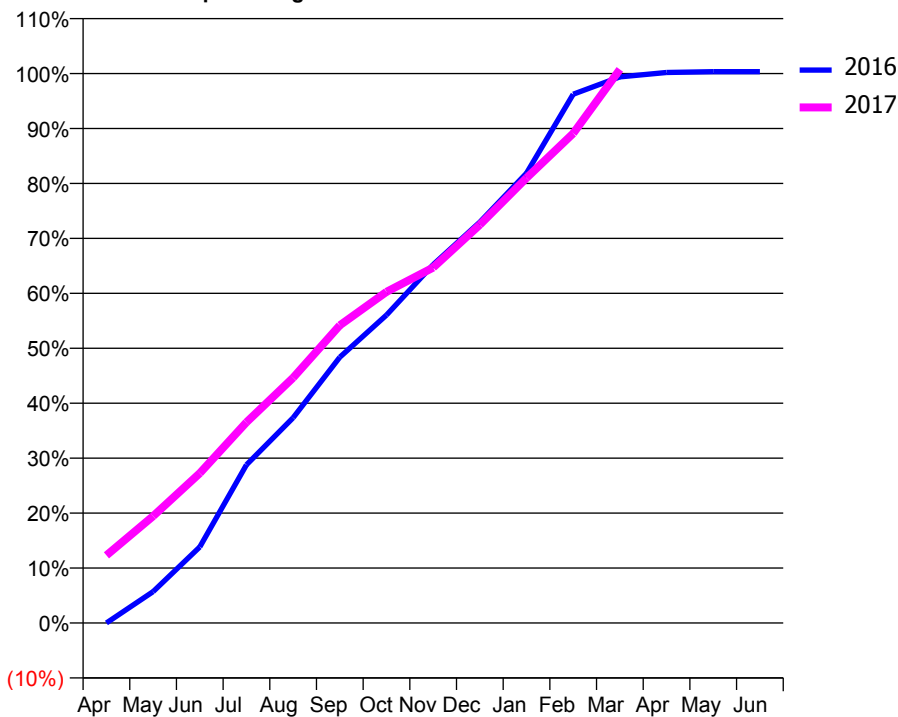
ACCESS*

Patients seen in 24 months	Total	Change since previous quarter
Quarter ending March 2016	3,048	
Quarter ending June 2016	3,092	→
Quarter ending September 2016	3,075	→
Quarter ending December 2016	3,058	→
Quarter ending March 2017	3,092	→
Variance since March 2016	1.4%	→



ACTIVITY

Cumulative percentage of contracted UDA delivered 2016 & 2017



Month	Adjusted Scheduled Activity (UDA)	
	2016	2017
April	0	970
May	451	1,533
June	1,090	2,147
July	2,267	2,877
August	2,942	3,514
September	3,810	4,265
October	4,414	4,747
November	5,136	5,094
December	5,745	5,708
January	6,446	6,379
February	7,577	7,015
March	7,827	7,934
April	7,890	
May	7,901	
June	7,901	

QUALITY

	Quantity	Base Number	Contract	AT	Region	England
% of FP17s for the same patient ID Re-attending within 3 months - Children	187	3,199	5.8%	10.9%	12.0%	12.3%
% of FP17s for the same patient ID Re-attending within 3 months - Adults	247	1,574	15.7%	15.2%	16.0%	16.7%
% of FP17s for the same patient ID Re-attending between 3 & 9 months - Children	2,159	3,199	67.5%	61.3%	58.8%	57.6%
% of FP17s for the same patient ID Re-attending between 3 & 9 months - Adults	1,037	1,574	65.9%	54.8%	51.2%	50.1%
% of FP17s for Band 1 Urgent Courses	26	4,711	0.6%	7.0%	8.0%	9.1%
% of FP17s Relating to Free Repair or Replacements	6	4,711	0.1%	0.8%	0.8%	0.8%
% of FP17s Relating to Continuations	112	4,711	2.4%	1.6%	1.2%	1.2%
% of Patients satisfied with the dentistry they have received	2	2	N/A	92.3%	92.7%	92.8%
% of Patients satisfied with the time they had to wait for an appointment	2	2	N/A	88.0%	89.1%	88.7%

* This is based on patients treated on this contract for their most recent course of treatment. Figures in italics indicate the base number of FP17s or Patient Questionnaire responses are less than 100. N/A is shown where the base number of responses is less than 10 during the period. % is calculated as Quantity/Base number*100

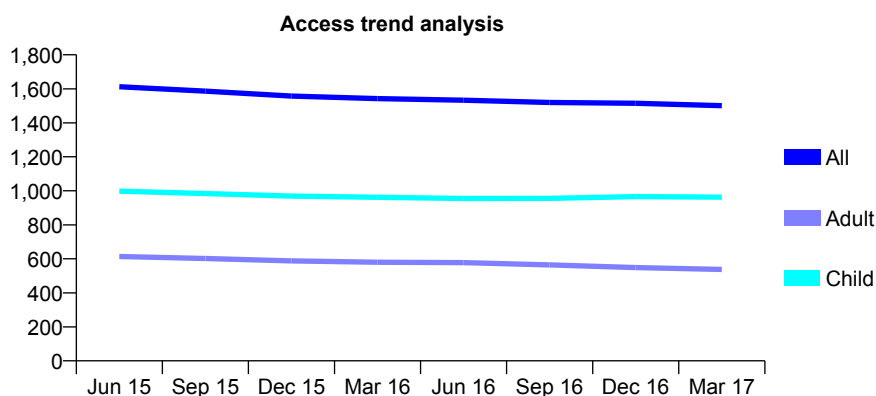
Q55 - Vital Signs At a Glance Contract Report for 673862/0002 - March 2017

Name or company name	MR SC PEARCE
Contract type name	GDS Contract
Purpose of contract	General
Contract start date	01/04/2006
Contract end date	

16/17 Contracted general activity (UDA)	5,223
Carry forward general activity (UDA)	0
16/17 Contracted orthodontic activity (UOA)	0
Carry forward orthodontic activity (UOA)	0
Baseline contract value	£118,987.62

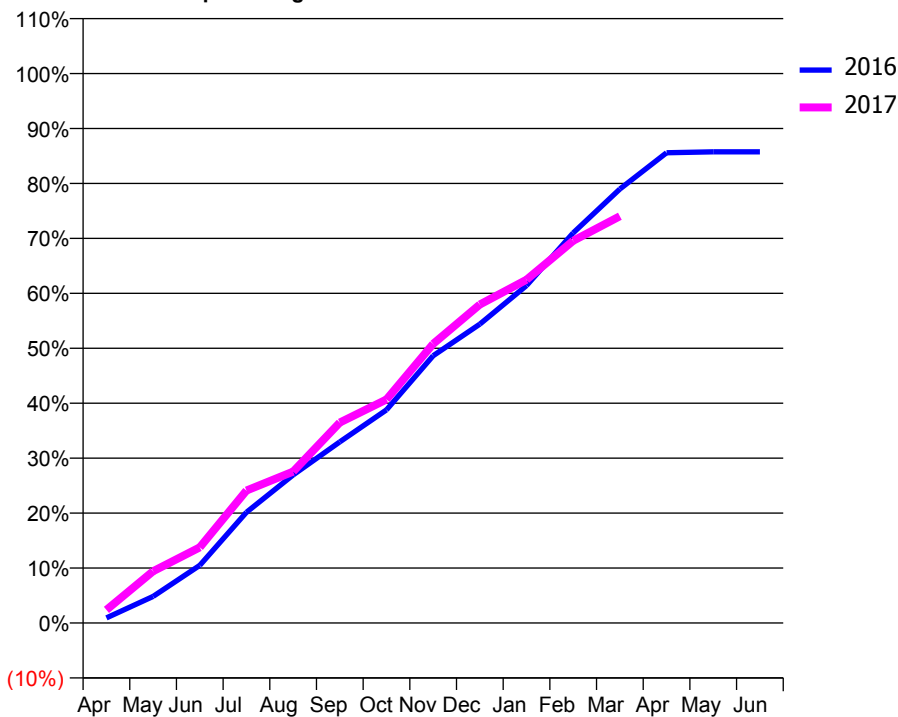
ACCESS*

Patients seen in 24 months	Total	Change since previous quarter
Quarter ending March 2016	1,542	
Quarter ending June 2016	1,533	→
Quarter ending September 2016	1,520	→
Quarter ending December 2016	1,515	→
Quarter ending March 2017	1,501	→
Variance since March 2016	(2.7%)	↓



ACTIVITY

Cumulative percentage of contracted UDA delivered 2016 & 2017



Month	Adjusted Scheduled Activity (UDA)	
	2016	2017
April	49	125
May	253	493
June	548	720
July	1,053	1,259
August	1,407	1,439
September	1,722	1,905
October	2,026	2,124
November	2,540	2,654
December	2,841	3,028
January	3,207	3,263
February	3,708	3,633
March	4,125	3,866
April	4,470	
May	4,478	
June	4,478	

QUALITY

	Quantity	Base Number	Contract	AT	Region	England
% of FP17s for the same patient ID Re-attending within 3 months - Children	161	1,759	9.2%	10.9%	12.0%	12.3%
% of FP17s for the same patient ID Re-attending within 3 months - Adults	183	793	23.1%	15.2%	16.0%	16.7%
% of FP17s for the same patient ID Re-attending between 3 & 9 months - Children	1,278	1,759	72.7%	61.3%	58.8%	57.6%
% of FP17s for the same patient ID Re-attending between 3 & 9 months - Adults	498	793	62.8%	54.8%	51.2%	50.1%
% of FP17s for Band 1 Urgent Courses	114	2,368	4.8%	7.0%	8.0%	9.1%
% of FP17s Relating to Free Repair or Replacements	1	2,368	0.0%	0.8%	0.8%	0.8%
% of FP17s Relating to Continuations	0	2,368	0.0%	1.6%	1.2%	1.2%
% of Patients satisfied with the dentistry they have received	3	3	N/A	92.3%	92.7%	92.8%
% of Patients satisfied with the time they had to wait for an appointment	3	3	N/A	88.0%	89.1%	88.7%

* This is based on patients treated on this contract for their most recent course of treatment. Figures in italics indicate the base number of FP17s or Patient Questionnaire responses are less than 100. N/A is shown where the base number of responses is less than 10 during the period. % is calculated as Quantity/Base number*100

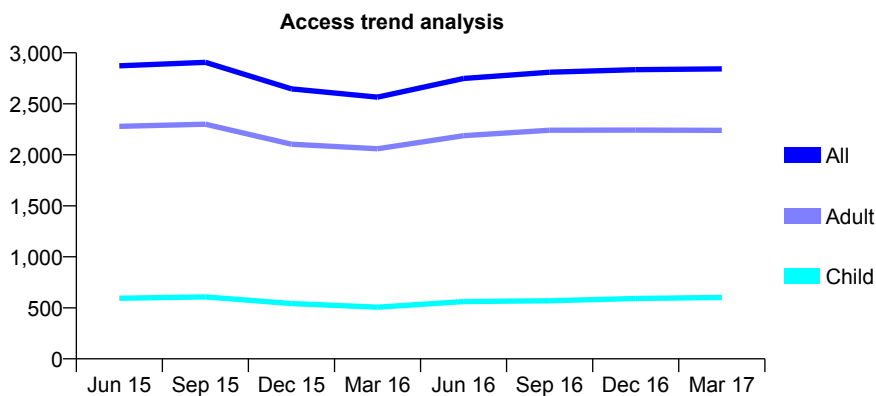
Q55 - Vital Signs At a Glance Contract Report for 674427/0001 - March 2017

Name or company name	MR N SHAW
Contract type name	GDS Contract
Purpose of contract	General
Contract start date	01/10/2007
Contract end date	

16/17 Contracted general activity (UDA)	9,028
Carry forward general activity (UDA)	0
16/17 Contracted orthodontic activity (UOA)	0
Carry forward orthodontic activity (UOA)	0
Baseline contract value	£250,064.18

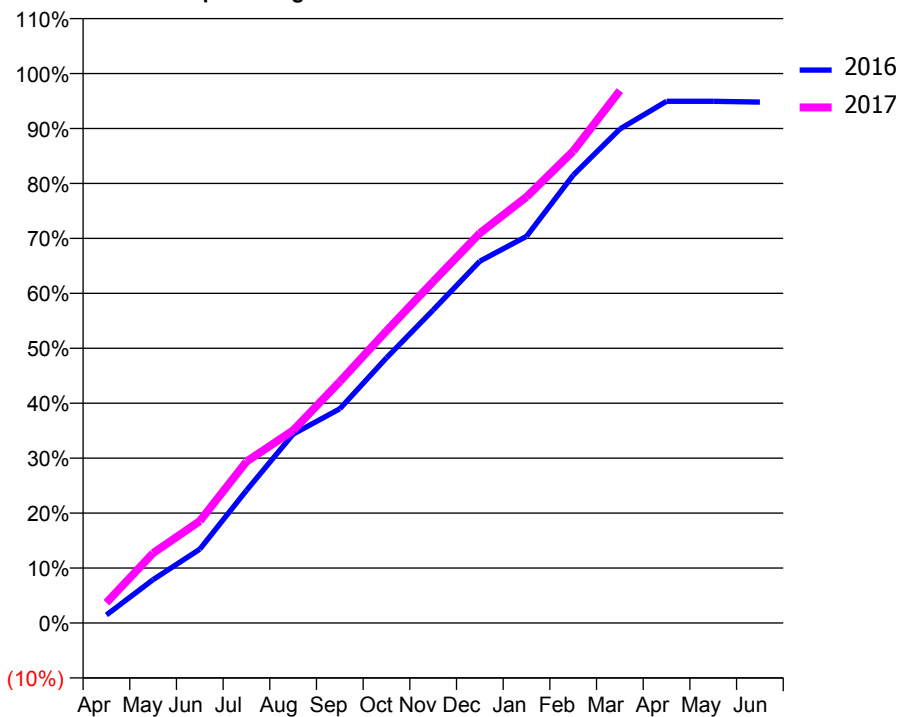
ACCESS*

Patients seen in 24 months	Total	Change since previous quarter
Quarter ending March 2016	2,565	
Quarter ending June 2016	2,748	↑
Quarter ending September 2016	2,810	↑
Quarter ending December 2016	2,834	→
Quarter ending March 2017	2,842	→
Variance since March 2016	10.8%	↑



ACTIVITY

Cumulative percentage of contracted UDA delivered 2016 & 2017



Month	Adjusted Scheduled Activity (UDA)	
	2016	2017
April	132	335
May	712	1,149
June	1,213	1,674
July	2,178	2,653
August	3,103	3,165
September	3,520	3,967
October	4,356	4,799
November	5,142	5,609
December	5,945	6,405
January	6,352	7,000
February	7,359	7,752
March	8,115	8,748
April	8,572	
May	8,573	
June	8,558	

QUALITY

	Quantity	Base Number	Contract	AT	Region	England
% of FP17s for the same patient ID Re-attending within 3 months - Children	147	1,195	12.3%	10.9%	12.0%	12.3%
% of FP17s for the same patient ID Re-attending within 3 months - Adults	834	4,289	19.4%	15.2%	16.0%	16.7%
% of FP17s for the same patient ID Re-attending between 3 & 9 months - Children	626	1,195	52.4%	61.3%	58.8%	57.6%
% of FP17s for the same patient ID Re-attending between 3 & 9 months - Adults	2,221	4,289	51.8%	54.8%	51.2%	50.1%
% of FP17s for Band 1 Urgent Courses	129	4,821	2.7%	7.0%	8.0%	9.1%
% of FP17s Relating to Free Repair or Replacements	52	4,821	1.1%	0.8%	0.8%	0.8%
% of FP17s Relating to Continuations	275	4,821	5.7%	1.6%	1.2%	1.2%
% of Patients satisfied with the dentistry they have received	6	7	N/A	92.3%	92.7%	92.8%
% of Patients satisfied with the time they had to wait for an appointment	5	7	N/A	88.0%	89.1%	88.7%

* This is based on patients treated on this contract for their most recent course of treatment. Figures in italics indicate the base number of FP17s or Patient Questionnaire responses are less than 100. N/A is shown where the base number of responses is less than 10 during the period. % is calculated as Quantity/Base number*100

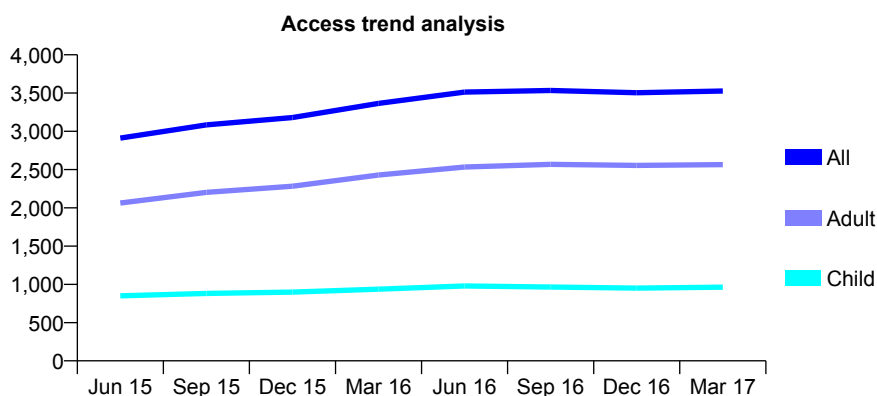
Q55 - Vital Signs At a Glance Contract Report for 677043/0001 - March 2017

Name or company name	MR D BYWATER
Contract type name	GDS Contract
Purpose of contract	General
Contract start date	01/04/2006
Contract end date	

16/17 Contracted general activity (UDA)	11,193
Carry forward general activity (UDA)	336
16/17 Contracted orthodontic activity (UOA)	0
Carry forward orthodontic activity (UOA)	0
Baseline contract value	£286,997.82

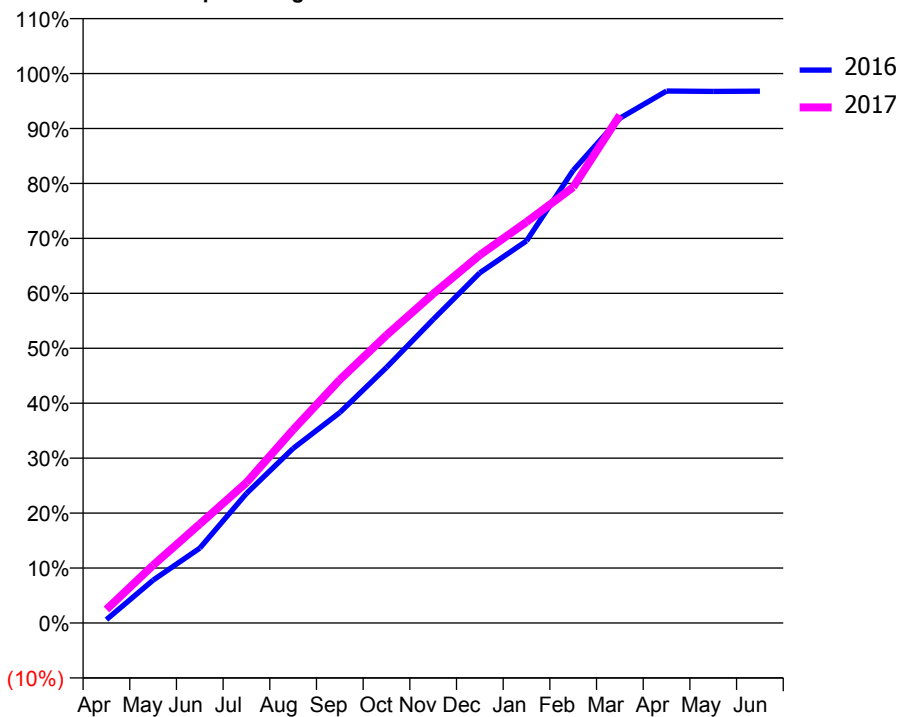
ACCESS*

Patients seen in 24 months	Total	Change since previous quarter
Quarter ending March 2016	3,365	
Quarter ending June 2016	3,512	↑
Quarter ending September 2016	3,534	→
Quarter ending December 2016	3,505	→
Quarter ending March 2017	3,527	→
Variance since March 2016	4.8%	↑



ACTIVITY

Cumulative percentage of contracted UDA delivered 2016 & 2017



Month	Adjusted Scheduled Activity (UDA)	
	2016	2017
April	64	275
May	819	1,178
June	1,430	2,017
July	2,475	2,863
August	3,337	3,936
September	4,024	4,956
October	4,886	5,863
November	5,802	6,705
December	6,696	7,496
January	7,304	8,169
February	8,653	8,877
March	9,649	10,346
April	10,170	
May	10,163	
June	10,169	

QUALITY

	Quantity	Base Number	Contract	AT	Region	England
% of FP17s for the same patient ID Re-attending within 3 months - Children	133	1,418	9.4%	10.9%	12.0%	12.3%
% of FP17s for the same patient ID Re-attending within 3 months - Adults	908	4,227	21.5%	15.2%	16.0%	16.7%
% of FP17s for the same patient ID Re-attending between 3 & 9 months - Children	838	1,418	59.1%	61.3%	58.8%	57.6%
% of FP17s for the same patient ID Re-attending between 3 & 9 months - Adults	2,431	4,227	57.5%	54.8%	51.2%	50.1%
% of FP17s for Band 1 Urgent Courses	359	5,393	6.7%	7.0%	8.0%	9.1%
% of FP17s Relating to Free Repair or Replacements	115	5,393	2.1%	0.8%	0.8%	0.8%
% of FP17s Relating to Continuations	6	5,393	0.1%	1.6%	1.2%	1.2%
% of Patients satisfied with the dentistry they have received	8	9	N/A	92.3%	92.7%	92.8%
% of Patients satisfied with the time they had to wait for an appointment	9	9	N/A	88.0%	89.1%	88.7%

* This is based on patients treated on this contract for their most recent course of treatment. Figures in italics indicate the base number of FP17s or Patient Questionnaire responses are less than 100. N/A is shown where the base number of responses is less than 10 during the period. % is calculated as Quantity/Base number*100

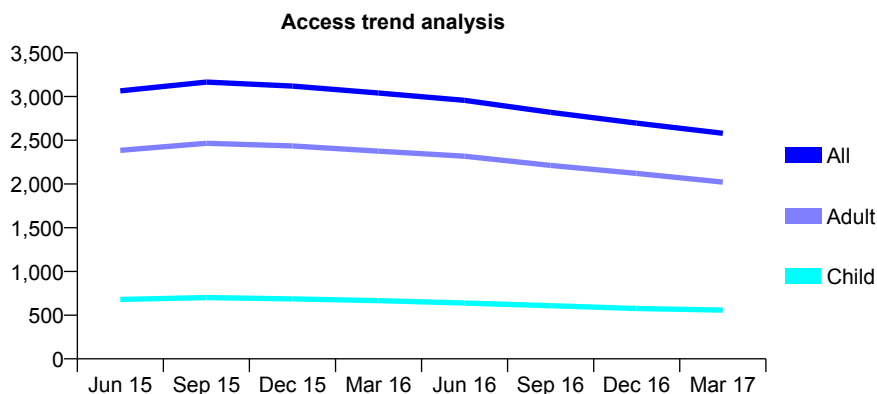
Q55 - Vital Signs At a Glance Contract Report for 677647/0001 - March 2017

Name or company name	MRS S PIENAAR
Contract type name	GDS Contract
Purpose of contract	General
Contract start date	01/10/2007
Contract end date	

16/17 Contracted general activity (UDA)	10,656
Carry forward general activity (UDA)	0
16/17 Contracted orthodontic activity (UOA)	0
Carry forward orthodontic activity (UOA)	0
Baseline contract value	£251,954.06

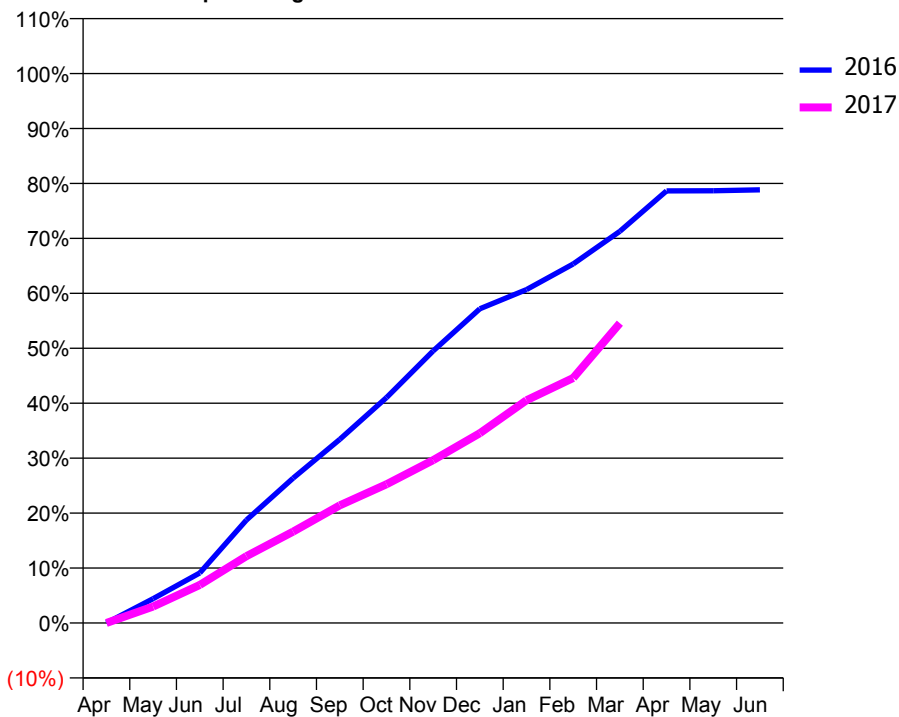
ACCESS*

Patients seen in 24 months	Total	Change since previous quarter
Quarter ending March 2016	3,040	
Quarter ending June 2016	2,956	↓
Quarter ending September 2016	2,819	↓
Quarter ending December 2016	2,696	↓
Quarter ending March 2017	2,579	↓
Variance since March 2016	(15.2%)	↓



ACTIVITY

Cumulative percentage of contracted UDA delivered 2016 & 2017



Month	Adjusted Scheduled Activity (UDA)	
	2016	2017
April	0	0
May	473	320
June	970	738
July	1,997	1,296
August	2,809	1,772
September	3,562	2,282
October	4,372	2,691
November	5,277	3,158
December	6,094	3,681
January	6,466	4,319
February	6,964	4,751
March	7,597	5,814
April	8,379	
May	8,383	
June	8,401	

QUALITY

	Quantity	Base Number	Contract	AT	Region	England
% of FP17s for the same patient ID Re-attending within 3 months - Children	25	557	4.5%	10.9%	12.0%	12.3%
% of FP17s for the same patient ID Re-attending within 3 months - Adults	319	2,692	11.8%	15.2%	16.0%	16.7%
% of FP17s for the same patient ID Re-attending between 3 & 9 months - Children	103	557	18.5%	61.3%	58.8%	57.6%
% of FP17s for the same patient ID Re-attending between 3 & 9 months - Adults	993	2,692	36.9%	54.8%	51.2%	50.1%
% of FP17s for Band 1 Urgent Courses	68	2,942	2.3%	7.0%	8.0%	9.1%
% of FP17s Relating to Free Repair or Replacements	10	2,942	0.3%	0.8%	0.8%	0.8%
% of FP17s Relating to Continuations	51	2,942	1.7%	1.6%	1.2%	1.2%
% of Patients satisfied with the dentistry they have received	2	3	N/A	92.3%	92.7%	92.8%
% of Patients satisfied with the time they had to wait for an appointment	2	3	N/A	88.0%	89.1%	88.7%

* This is based on patients treated on this contract for their most recent course of treatment. Figures in italics indicate the base number of FP17s or Patient Questionnaire responses are less than 100. N/A is shown where the base number of responses is less than 10 during the period. % is calculated as Quantity/Base number*100

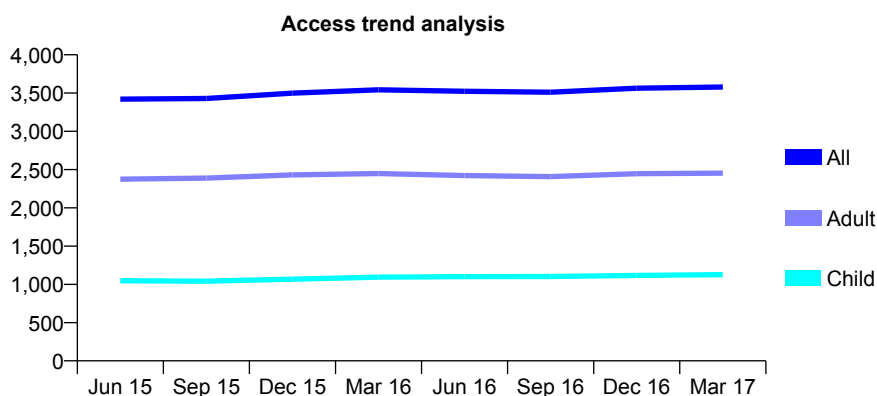
Q55 - Vital Signs At a Glance Contract Report for 679879/0001 - March 2017

Name or company name	MISS F SEZAVAR SHOKOH
Contract type name	GDS Contract
Purpose of contract	General
Contract start date	01/04/2006
Contract end date	

16/17 Contracted general activity (UDA)	14,388
Carry forward general activity (UDA)	92
16/17 Contracted orthodontic activity (UOA)	0
Carry forward orthodontic activity (UOA)	0
Baseline contract value	£351,706.17

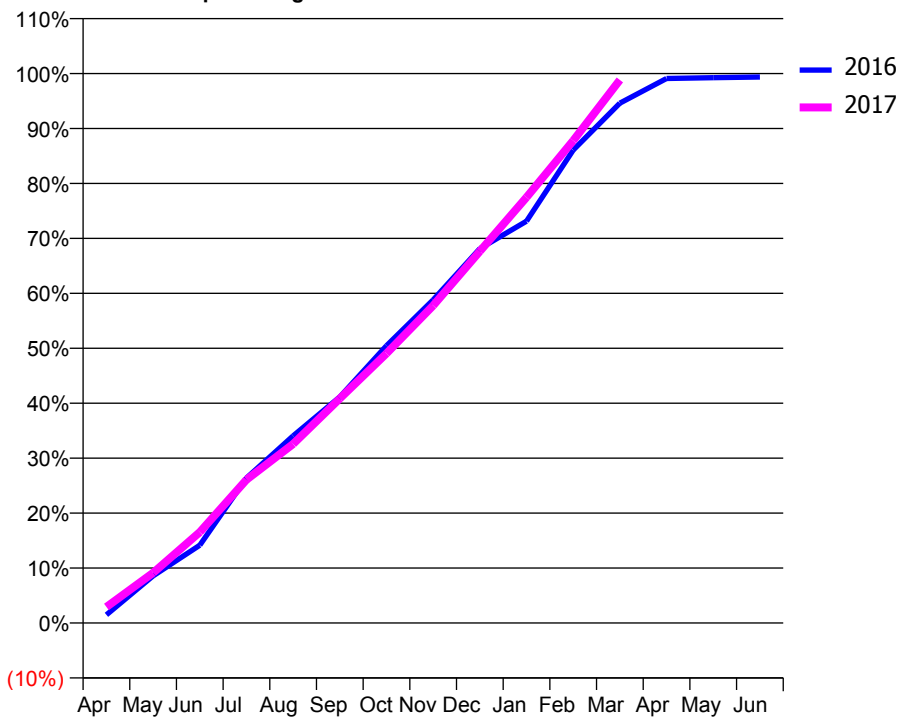
ACCESS*

Patients seen in 24 months	Total	Change since previous quarter
Quarter ending March 2016	3,542	
Quarter ending June 2016	3,523	→
Quarter ending September 2016	3,511	→
Quarter ending December 2016	3,563	→
Quarter ending March 2017	3,579	→
Variance since March 2016	1.0%	→



ACTIVITY

Cumulative percentage of contracted UDA delivered 2016 & 2017



Month	Adjusted Scheduled Activity (UDA)	
	2016	2017
April	216	421
May	1,236	1,315
June	2,037	2,379
July	3,796	3,750
August	4,901	4,687
September	5,920	5,879
October	7,260	7,057
November	8,463	8,313
December	9,803	9,733
January	10,520	11,146
February	12,384	12,630
March	13,611	14,219
April	14,256	
May	14,278	
June	14,296	

QUALITY

	Quantity	Base Number	Contract	AT	Region	England
% of FP17s for the same patient ID Re-attending within 3 months - Children	137	1,682	8.1%	10.9%	12.0%	12.3%
% of FP17s for the same patient ID Re-attending within 3 months - Adults	636	3,505	18.1%	15.2%	16.0%	16.7%
% of FP17s for the same patient ID Re-attending between 3 & 9 months - Children	975	1,682	58.0%	61.3%	58.8%	57.6%
% of FP17s for the same patient ID Re-attending between 3 & 9 months - Adults	1,701	3,505	48.5%	54.8%	51.2%	50.1%
% of FP17s for Band 1 Urgent Courses	522	4,974	10.5%	7.0%	8.0%	9.1%
% of FP17s Relating to Free Repair or Replacements	58	4,974	1.2%	0.8%	0.8%	0.8%
% of FP17s Relating to Continuations	15	4,974	0.3%	1.6%	1.2%	1.2%
% of Patients satisfied with the dentistry they have received	4	6	N/A	92.3%	92.7%	92.8%
% of Patients satisfied with the time they had to wait for an appointment	6	6	N/A	88.0%	89.1%	88.7%

* This is based on patients treated on this contract for their most recent course of treatment. Figures in italics indicate the base number of FP17s or Patient Questionnaire responses are less than 100. N/A is shown where the base number of responses is less than 10 during the period. % is calculated as Quantity/Base number*100

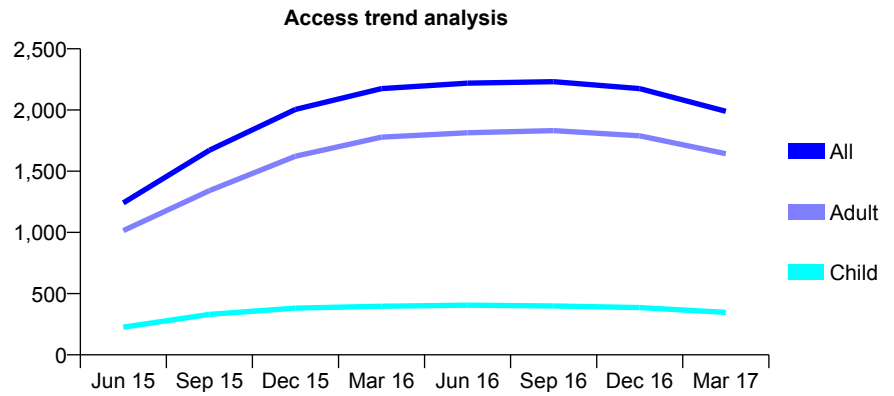
Q55 - Vital Signs At a Glance Contract Report for 681814/0003 - March 2017

Name or company name	MR E CUNNINGHAM
Contract type name	GDS Contract
Purpose of contract	General
Contract start date	01/12/2014
Contract end date	

16/17 Contracted general activity (UDA)	11,400
Carry forward general activity (UDA)	0
16/17 Contracted orthodontic activity (UOA)	0
Carry forward orthodontic activity (UOA)	0
Baseline contract value	£252,328.22

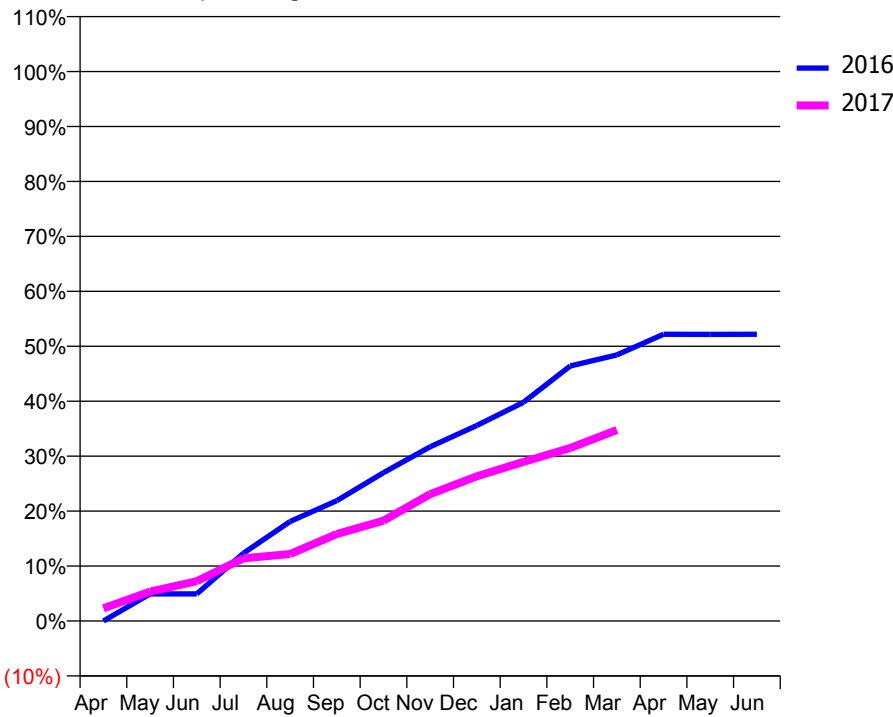
ACCESS*

Patients seen in 24 months	Total	Change since previous quarter
Quarter ending March 2016	2,175	
Quarter ending June 2016	2,220	↑
Quarter ending September 2016	2,231	→
Quarter ending December 2016	2,175	↓
Quarter ending March 2017	1,990	↓
Variance since March 2016	(8.5%)	↓



ACTIVITY

Cumulative percentage of contracted UDA delivered 2016 & 2017



Month	Adjusted Scheduled Activity (UDA)	
	2016	2017
April	0	265
May	564	611
June	564	825
July	1,406	1,300
August	2,065	1,389
September	2,496	1,805
October	3,078	2,082
November	3,616	2,632
December	4,057	3,003
January	4,537	3,302
February	5,290	3,590
March	5,520	3,962
April	5,949	
May	5,947	
June	5,948	

QUALITY

	Quantity	Base Number	Contract	AT	Region	England
% of FP17s for the same patient ID Re-attending within 3 months - Children	19	508	3.7%	10.9%	12.0%	12.3%
% of FP17s for the same patient ID Re-attending within 3 months - Adults	210	2,230	9.4%	15.2%	16.0%	16.7%
% of FP17s for the same patient ID Re-attending between 3 & 9 months - Children	362	508	71.3%	61.3%	58.8%	57.6%
% of FP17s for the same patient ID Re-attending between 3 & 9 months - Adults	1,398	2,230	62.7%	54.8%	51.2%	50.1%
% of FP17s for Band 1 Urgent Courses	122	2,505	4.9%	7.0%	8.0%	9.1%
% of FP17s Relating to Free Repair or Replacements	14	2,505	0.6%	0.8%	0.8%	0.8%
% of FP17s Relating to Continuations	4	2,505	0.2%	1.6%	1.2%	1.2%
% of Patients satisfied with the dentistry they have received	6	7	N/A	92.3%	92.7%	92.8%
% of Patients satisfied with the time they had to wait for an appointment	6	7	N/A	88.0%	89.1%	88.7%

* This is based on patients treated on this contract for their most recent course of treatment. Figures in italics indicate the base number of FP17s or Patient Questionnaire responses are less than 100. N/A is shown where the base number of responses is less than 10 during the period. % is calculated as Quantity/Base number*100

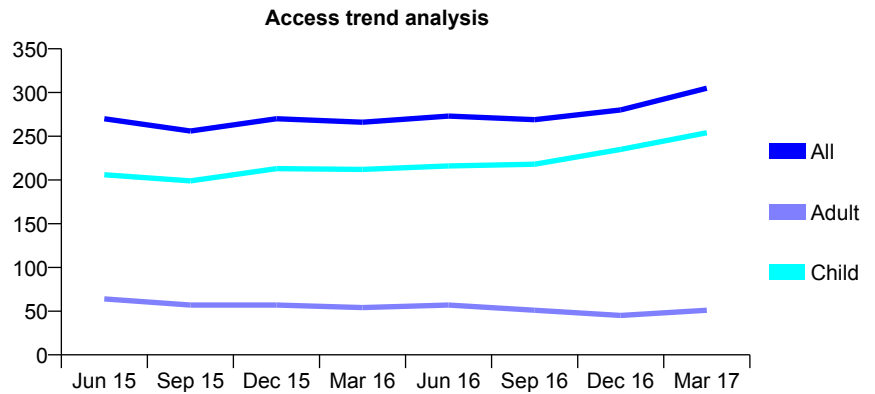
Q55 - Vital Signs At a Glance Contract Report for 710822/0001 - March 2017

Name or company name	MR R NATHWANI
Contract type name	GDS Contract
Purpose of contract	General
Contract start date	01/05/2011
Contract end date	

16/17 Contracted general activity (UDA)	863
Carry forward general activity (UDA)	0
16/17 Contracted orthodontic activity (UOA)	0
Carry forward orthodontic activity (UOA)	0
Baseline contract value	£23,760.93

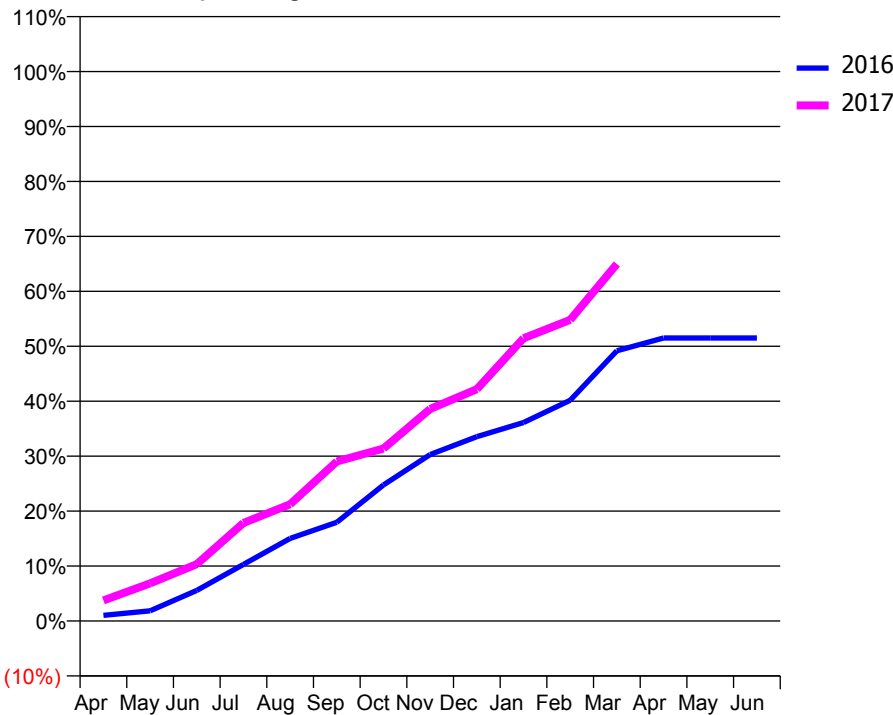
ACCESS*

Patients seen in 24 months	Total	Change since previous quarter
Quarter ending March 2016	266	
Quarter ending June 2016	273	↑
Quarter ending September 2016	269	↓
Quarter ending December 2016	280	↑
Quarter ending March 2017	305	↑
Variance since March 2016	14.7%	↑



ACTIVITY

Cumulative percentage of contracted UDA delivered 2016 & 2017



Month	Adjusted Scheduled Activity (UDA)	
	2016	2017
April	9	32
May	16	59
June	48	89
July	89	154
August	130	183
September	155	251
October	214	271
November	261	333
December	290	364
January	312	444
February	347	473
March	424	561
April	445	
May	445	
June	445	

QUALITY

	Quantity	Base Number	Contract	AT	Region	England
% of FP17s for the same patient ID Re-attending within 3 months - Children	24	459	5.2%	10.9%	12.0%	12.3%
% of FP17s for the same patient ID Re-attending within 3 months - Adults	0	19	0.0%	15.2%	16.0%	16.7%
% of FP17s for the same patient ID Re-attending between 3 & 9 months - Children	305	459	66.4%	61.3%	58.8%	57.6%
% of FP17s for the same patient ID Re-attending between 3 & 9 months - Adults	1	19	5.3%	54.8%	51.2%	50.1%
% of FP17s for Band 1 Urgent Courses	29	462	6.3%	7.0%	8.0%	9.1%
% of FP17s Relating to Free Repair or Replacements	0	462	0.0%	0.8%	0.8%	0.8%
% of FP17s Relating to Continuations	0	462	0.0%	1.6%	1.2%	1.2%
% of Patients satisfied with the dentistry they have received	0	0	N/A	92.3%	92.7%	92.8%
% of Patients satisfied with the time they had to wait for an appointment	0	0	N/A	88.0%	89.1%	88.7%

* This is based on patients treated on this contract for their most recent course of treatment. Figures in italics indicate the base number of FP17s or Patient Questionnaire responses are less than 100. N/A is shown where the base number of responses is less than 10 during the period. % is calculated as Quantity/Base number*100

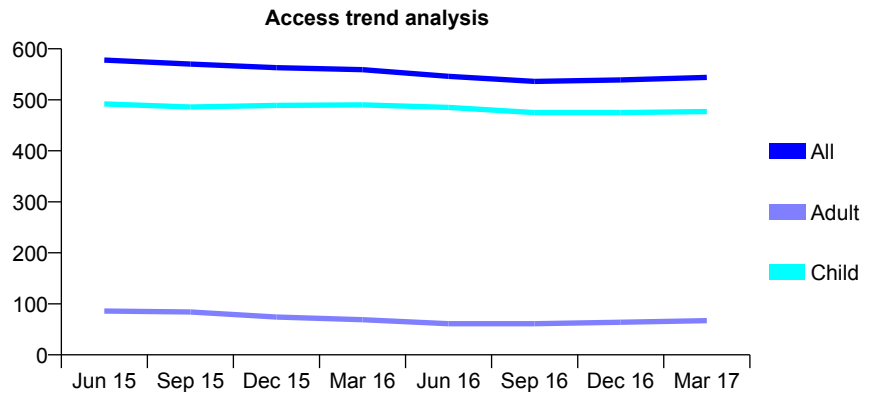
Q55 - Vital Signs At a Glance Contract Report for 729388/0001 - March 2017

Name or company name	MR JP WARD
Contract type name	GDS Contract
Purpose of contract	General and Orthodontic
Contract start date	01/04/2006
Contract end date	

16/17 Contracted general activity (UDA)	1,628
Carry forward general activity (UDA)	0
16/17 Contracted orthodontic activity (UOA)	446
Carry forward orthodontic activity (UOA)	0
Baseline contract value	£71,784.37

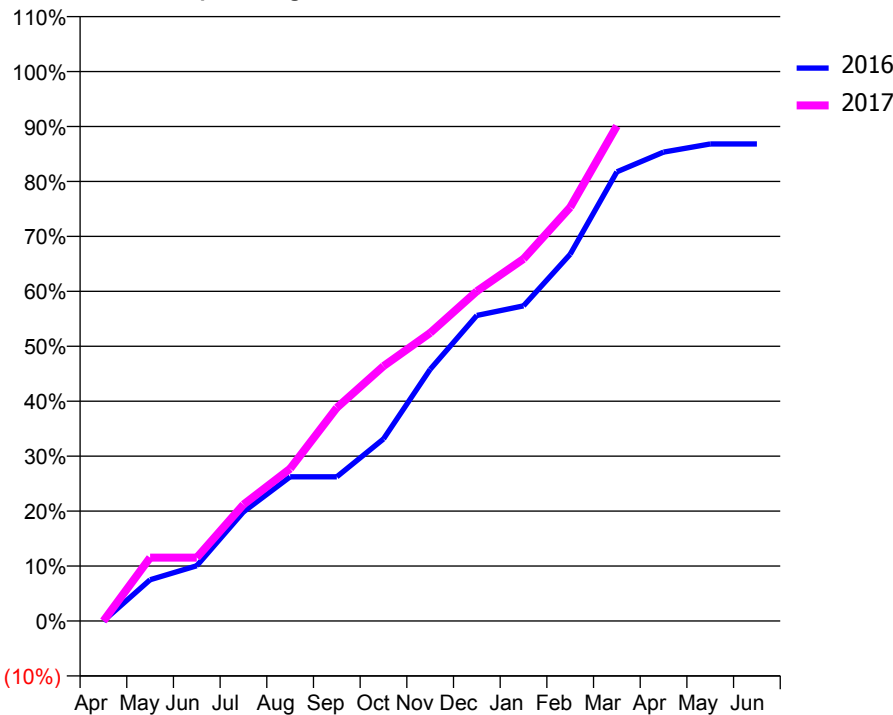
ACCESS*

Patients seen in 24 months	Total	Change since previous quarter
Quarter ending March 2016	559	
Quarter ending June 2016	546	↓
Quarter ending September 2016	536	↓
Quarter ending December 2016	539	→
Quarter ending March 2017	544	→
Variance since March 2016	(2.7%)	↓



ACTIVITY

Cumulative percentage of contracted UDA delivered 2016 & 2017



Month	Adjusted Scheduled Activity (UDA)	
	2016	2017
April	0	0
May	122	188
June	164	188
July	323	345
August	427	451
September	427	632
October	540	755
November	746	854
December	905	977
January	934	1,073
February	1,087	1,226
March	1,331	1,467
April	1,389	
May	1,413	
June	1,413	

QUALITY

	Quantity	Base Number	Contract	AT	Region	England
% of FP17s for the same patient ID Re-attending within 3 months - Children	92	932	9.9%	10.9%	12.0%	12.3%
% of FP17s for the same patient ID Re-attending within 3 months - Adults	0	2	0.0%	15.2%	16.0%	16.7%
% of FP17s for the same patient ID Re-attending between 3 & 9 months - Children	732	932	78.5%	61.3%	58.8%	57.6%
% of FP17s for the same patient ID Re-attending between 3 & 9 months - Adults	0	2	0.0%	54.8%	51.2%	50.1%
% of FP17s for Band 1 Urgent Courses	29	859	3.4%	7.0%	8.0%	9.1%
% of FP17s Relating to Free Repair or Replacements	0	859	0.0%	0.8%	0.8%	0.8%
% of FP17s Relating to Continuations	0	859	0.0%	1.6%	1.2%	1.2%
% of Patients satisfied with the dentistry they have received	3	3	N/A	92.3%	92.7%	92.8%
% of Patients satisfied with the time they had to wait for an appointment	3	3	N/A	88.0%	89.1%	88.7%

* This is based on patients treated on this contract for their most recent course of treatment. Figures in italics indicate the base number of FP17s or Patient Questionnaire responses are less than 100. N/A is shown where the base number of responses is less than 10 during the period. % is calculated as Quantity/Base number*100

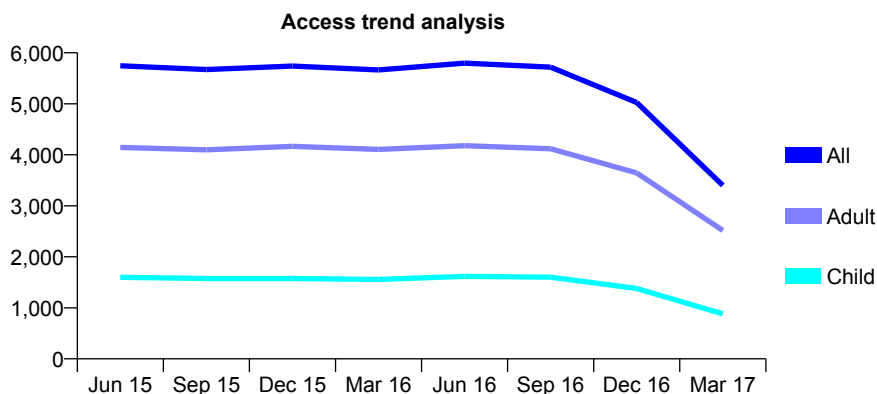
Q55 - Vital Signs At a Glance Contract Report for 737658/0001 - March 2017

Name or company name	MR WK GREEN
Contract type name	GDS Contract
Purpose of contract	General
Contract start date	01/04/2006
Contract end date	31/10/2016

16/17 Contracted general activity (UDA)	12,283
Carry forward general activity (UDA)	264
16/17 Contracted orthodontic activity (UOA)	0
Carry forward orthodontic activity (UOA)	0
Baseline contract value	£335,050.13

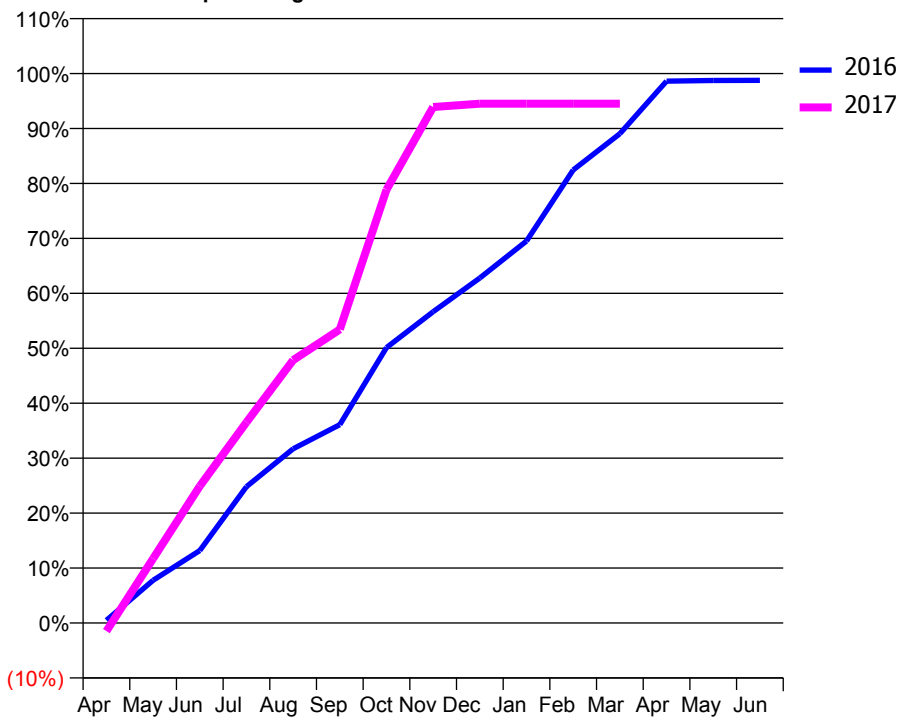
ACCESS*

Patients seen in 24 months	Total	Change since previous quarter
Quarter ending March 2016	5,665	
Quarter ending June 2016	5,798	↑
Quarter ending September 2016	5,720	↓
Quarter ending December 2016	5,025	↓
Quarter ending March 2017	3,399	↓
Variance since March 2016	(40.0%)	↓



ACTIVITY

Cumulative percentage of contracted UDA delivered 2016 & 2017



Month	Adjusted Scheduled Activity (UDA)	
	2016	2017
April	105	-185
May	1,639	1,440
June	2,777	3,060
July	5,223	4,488
August	6,675	5,878
September	7,601	6,561
October	10,553	9,687
November	11,927	11,533
December	13,222	11,608
January	14,635	11,608
February	17,362	11,608
March	18,748	11,608
April	20,765	
May	20,787	
June	20,793	

QUALITY

	Quantity	Base Number	Contract	AT	Region	England
% of FP17s for the same patient ID Re-attending within 3 months - Children	112	1,235	9.1%	10.9%	12.0%	12.3%
% of FP17s for the same patient ID Re-attending within 3 months - Adults	698	3,346	20.9%	15.2%	16.0%	16.7%
% of FP17s for the same patient ID Re-attending between 3 & 9 months - Children	461	1,235	37.3%	61.3%	58.8%	57.6%
% of FP17s for the same patient ID Re-attending between 3 & 9 months - Adults	1,032	3,346	30.8%	54.8%	51.2%	50.1%
% of FP17s for Band 1 Urgent Courses	225	3,983	5.6%	7.0%	8.0%	9.1%
% of FP17s Relating to Free Repair or Replacements	12	3,983	0.3%	0.8%	0.8%	0.8%
% of FP17s Relating to Continuations	136	3,983	3.4%	1.6%	1.2%	1.2%
% of Patients satisfied with the dentistry they have received	4	6	N/A	92.3%	92.7%	92.8%
% of Patients satisfied with the time they had to wait for an appointment	5	6	N/A	88.0%	89.1%	88.7%

* This is based on patients treated on this contract for their most recent course of treatment. Figures in italics indicate the base number of FP17s or Patient Questionnaire responses are less than 100. N/A is shown where the base number of responses is less than 10 during the period. % is calculated as Quantity/Base number*100

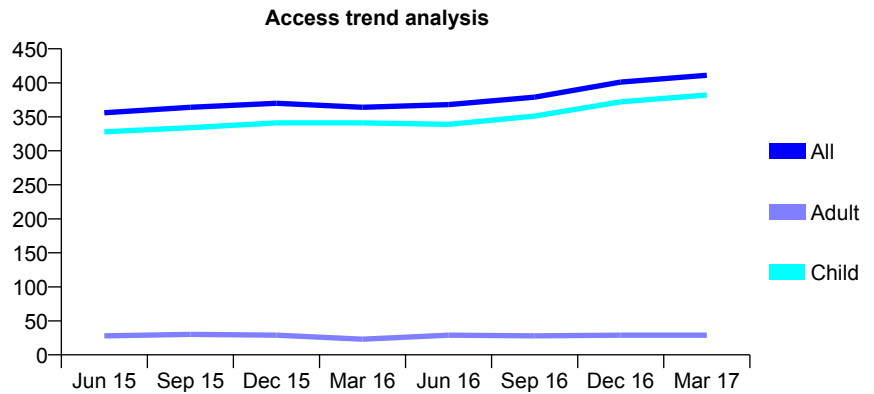
Q55 - Vital Signs At a Glance Contract Report for 745847/0001 - March 2017

Name or company name	MR SB SHAFFERY
Contract type name	GDS Contract
Purpose of contract	General
Contract start date	01/04/2006
Contract end date	

16/17 Contracted general activity (UDA)	800
Carry forward general activity (UDA)	29
16/17 Contracted orthodontic activity (UOA)	0
Carry forward orthodontic activity (UOA)	0
Baseline contract value	£19,325.73

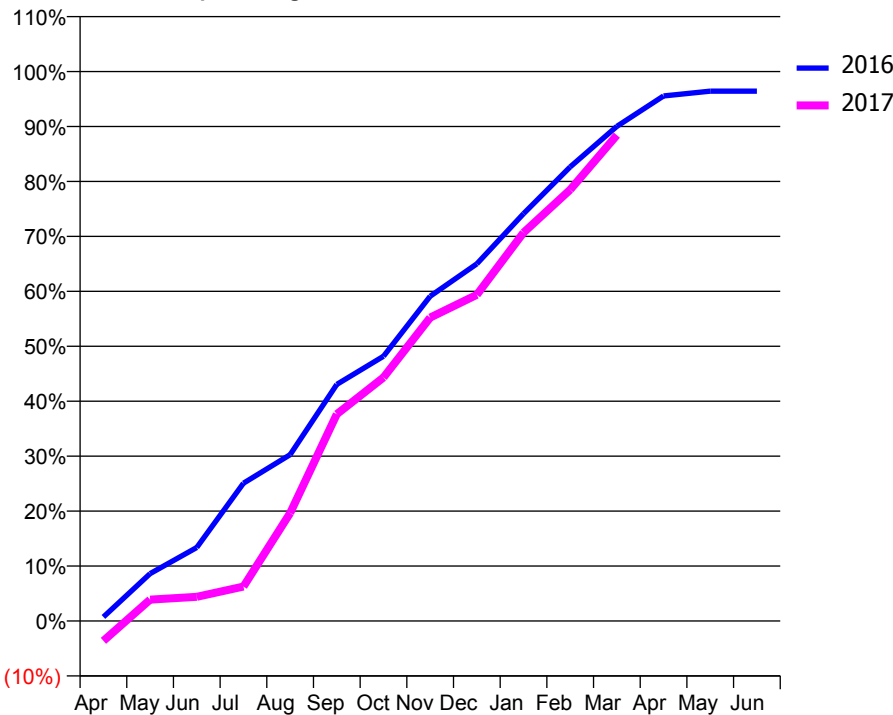
ACCESS*

Patients seen in 24 months	Total	Change since previous quarter
Quarter ending March 2016	364	
Quarter ending June 2016	368	→
Quarter ending September 2016	379	↑
Quarter ending December 2016	401	↑
Quarter ending March 2017	411	↑
Variance since March 2016	12.9%	↑



ACTIVITY

Cumulative percentage of contracted UDA delivered 2016 & 2017



Month	Adjusted Scheduled Activity (UDA)	
	2016	2017
April	6	-29
May	69	31
June	107	35
July	201	50
August	242	157
September	344	301
October	385	355
November	473	442
December	520	475
January	593	565
February	661	628
March	720	707
April	764	
May	771	
June	771	

QUALITY

	Quantity	Base Number	Contract	AT	Region	England
% of FP17s for the same patient ID Re-attending within 3 months - Children	46	626	7.3%	10.9%	12.0%	12.3%
% of FP17s for the same patient ID Re-attending within 3 months - Adults	0	0	N/A	15.2%	16.0%	16.7%
% of FP17s for the same patient ID Re-attending between 3 & 9 months - Children	394	626	62.9%	61.3%	58.8%	57.6%
% of FP17s for the same patient ID Re-attending between 3 & 9 months - Adults	0	0	N/A	54.8%	51.2%	50.1%
% of FP17s for Band 1 Urgent Courses	12	588	2.0%	7.0%	8.0%	9.1%
% of FP17s Relating to Free Repair or Replacements	1	588	0.2%	0.8%	0.8%	0.8%
% of FP17s Relating to Continuations	0	588	0.0%	1.6%	1.2%	1.2%
% of Patients satisfied with the dentistry they have received	0	0	N/A	92.3%	92.7%	92.8%
% of Patients satisfied with the time they had to wait for an appointment	0	0	N/A	88.0%	89.1%	88.7%

* This is based on patients treated on this contract for their most recent course of treatment. Figures in italics indicate the base number of FP17s or Patient Questionnaire responses are less than 100. N/A is shown where the base number of responses is less than 10 during the period. % is calculated as Quantity/Base number*100

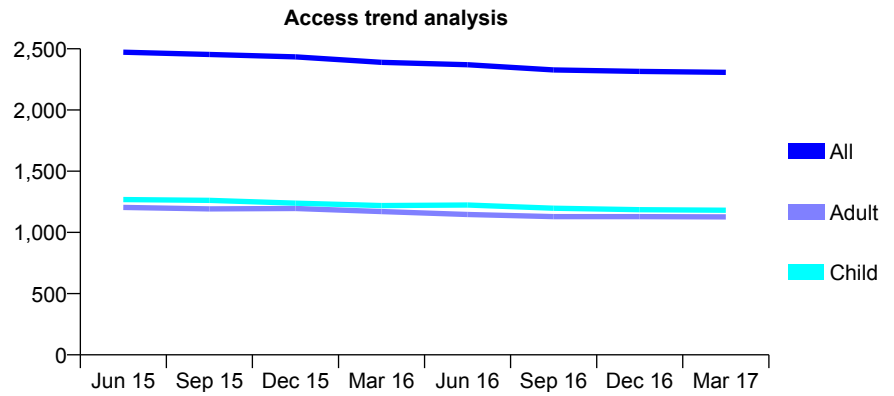
Q55 - Vital Signs At a Glance Contract Report for 746436/0001 - March 2017

Name or company name	MR MN BURTON
Contract type name	GDS Contract
Purpose of contract	General
Contract start date	01/04/2006
Contract end date	

16/17 Contracted general activity (UDA)	7,500
Carry forward general activity (UDA)	0
16/17 Contracted orthodontic activity (UOA)	0
Carry forward orthodontic activity (UOA)	0
Baseline contract value	£214,764.16

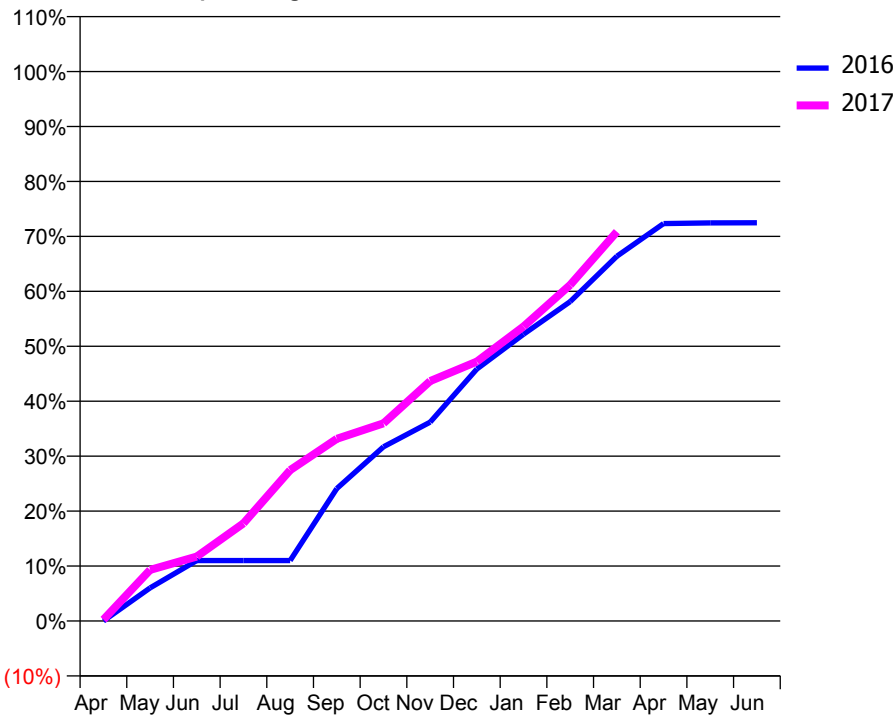
ACCESS*

Patients seen in 24 months	Total	Change since previous quarter
Quarter ending March 2016	2,389	
Quarter ending June 2016	2,370	→
Quarter ending September 2016	2,327	↓
Quarter ending December 2016	2,315	→
Quarter ending March 2017	2,308	→
Variance since March 2016	(3.4%)	↓



ACTIVITY

Cumulative percentage of contracted UDA delivered 2016 & 2017



Month	Adjusted Scheduled Activity (UDA)	
	2016	2017
April	0	20
May	451	697
June	825	881
July	825	1,334
August	825	2,059
September	1,807	2,488
October	2,378	2,698
November	2,715	3,276
December	3,440	3,541
January	3,913	4,019
February	4,359	4,588
March	4,979	5,313
April	5,425	
May	5,433	
June	5,435	

QUALITY

	Quantity	Base Number	Contract	AT	Region	England
% of FP17s for the same patient ID Re-attending within 3 months - Children	166	1,880	8.8%	10.9%	12.0%	12.3%
% of FP17s for the same patient ID Re-attending within 3 months - Adults	158	1,348	11.7%	15.2%	16.0%	16.7%
% of FP17s for the same patient ID Re-attending between 3 & 9 months - Children	1,181	1,880	62.8%	61.3%	58.8%	57.6%
% of FP17s for the same patient ID Re-attending between 3 & 9 months - Adults	640	1,348	47.5%	54.8%	51.2%	50.1%
% of FP17s for Band 1 Urgent Courses	121	2,989	4.0%	7.0%	8.0%	9.1%
% of FP17s Relating to Free Repair or Replacements	0	2,989	0.0%	0.8%	0.8%	0.8%
% of FP17s Relating to Continuations	29	2,989	1.0%	1.6%	1.2%	1.2%
% of Patients satisfied with the dentistry they have received	3	3	N/A	92.3%	92.7%	92.8%
% of Patients satisfied with the time they had to wait for an appointment	3	3	N/A	88.0%	89.1%	88.7%

* This is based on patients treated on this contract for their most recent course of treatment. Figures in italics indicate the base number of FP17s or Patient Questionnaire responses are less than 100. N/A is shown where the base number of responses is less than 10 during the period. % is calculated as Quantity/Base number*100

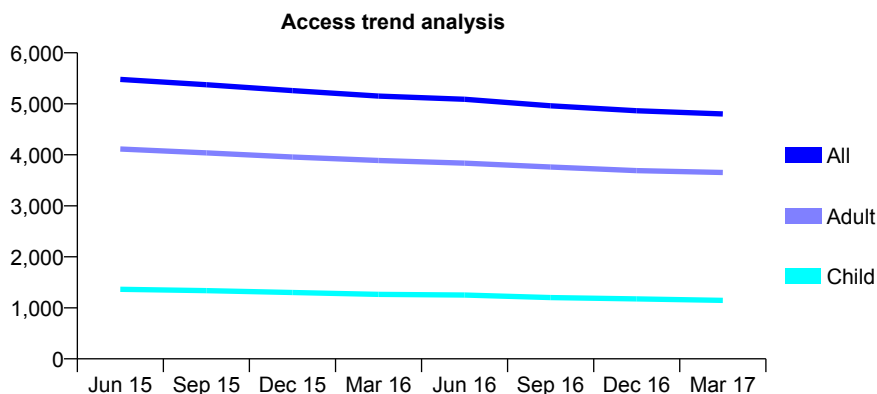
Q55 - Vital Signs At a Glance Contract Report for 746509/0001 - March 2017

Name or company name	MR RA HEPBURN
Contract type name	GDS Contract
Purpose of contract	General
Contract start date	01/04/2006
Contract end date	

16/17 Contracted general activity (UDA)	13,800
Carry forward general activity (UDA)	0
16/17 Contracted orthodontic activity (UOA)	0
Carry forward orthodontic activity (UOA)	0
Baseline contract value	£276,791.81

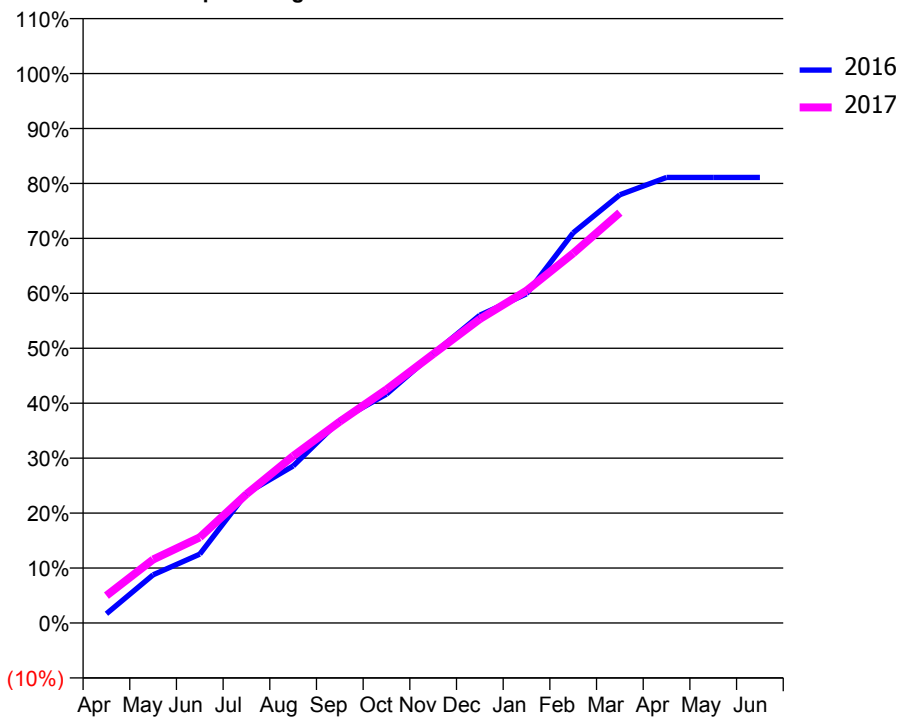
ACCESS*

Patients seen in 24 months	Total	Change since previous quarter
Quarter ending March 2016	5,152	
Quarter ending June 2016	5,088	↓
Quarter ending September 2016	4,962	↓
Quarter ending December 2016	4,864	↓
Quarter ending March 2017	4,800	↓
Variance since March 2016	(6.8%)	↓



ACTIVITY

Cumulative percentage of contracted UDA delivered 2016 & 2017



Month	Adjusted Scheduled Activity (UDA)	
	2016	2017
April	231	687
May	1,212	1,595
June	1,729	2,153
July	3,258	3,236
August	3,942	4,195
September	5,087	5,057
October	5,748	5,864
November	6,762	6,755
December	7,731	7,635
January	8,265	8,347
February	9,802	9,285
March	10,756	10,305
April	11,189	
May	11,189	
June	11,189	

QUALITY

	Quantity	Base Number	Contract	AT	Region	England
% of FP17s for the same patient ID Re-attending within 3 months - Children	48	1,835	2.6%	10.9%	12.0%	12.3%
% of FP17s for the same patient ID Re-attending within 3 months - Adults	400	4,090	9.8%	15.2%	16.0%	16.7%
% of FP17s for the same patient ID Re-attending between 3 & 9 months - Children	1,356	1,835	73.9%	61.3%	58.8%	57.6%
% of FP17s for the same patient ID Re-attending between 3 & 9 months - Adults	1,151	4,090	28.1%	54.8%	51.2%	50.1%
% of FP17s for Band 1 Urgent Courses	221	5,691	3.9%	7.0%	8.0%	9.1%
% of FP17s Relating to Free Repair or Replacements	53	5,691	0.9%	0.8%	0.8%	0.8%
% of FP17s Relating to Continuations	94	5,691	1.7%	1.6%	1.2%	1.2%
% of Patients satisfied with the dentistry they have received	8	8	N/A	92.3%	92.7%	92.8%
% of Patients satisfied with the time they had to wait for an appointment	8	8	N/A	88.0%	89.1%	88.7%

* This is based on patients treated on this contract for their most recent course of treatment. Figures in italics indicate the base number of FP17s or Patient Questionnaire responses are less than 100. N/A is shown where the base number of responses is less than 10 during the period. % is calculated as Quantity/Base number*100

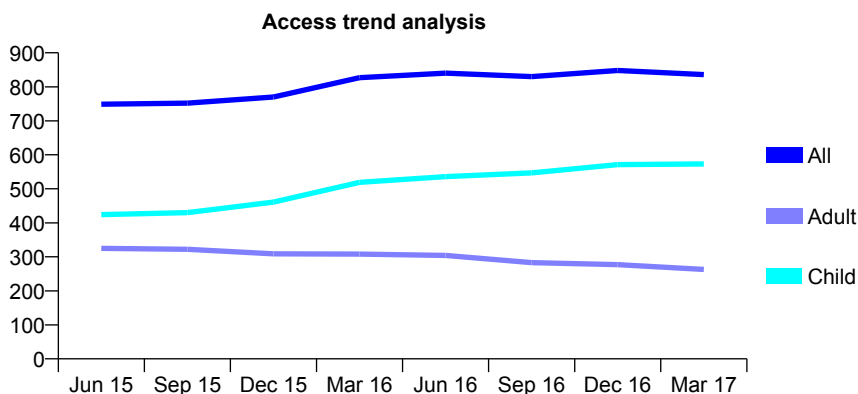
Q55 - Vital Signs At a Glance Contract Report for 751553/0002 - March 2017

Name or company name	MR S RAKSHIT
Contract type name	GDS Contract
Purpose of contract	General
Contract start date	01/04/2006
Contract end date	

16/17 Contracted general activity (UDA)	3,500
Carry forward general activity (UDA)	0
16/17 Contracted orthodontic activity (UOA)	0
Carry forward orthodontic activity (UOA)	0
Baseline contract value	£77,343.68

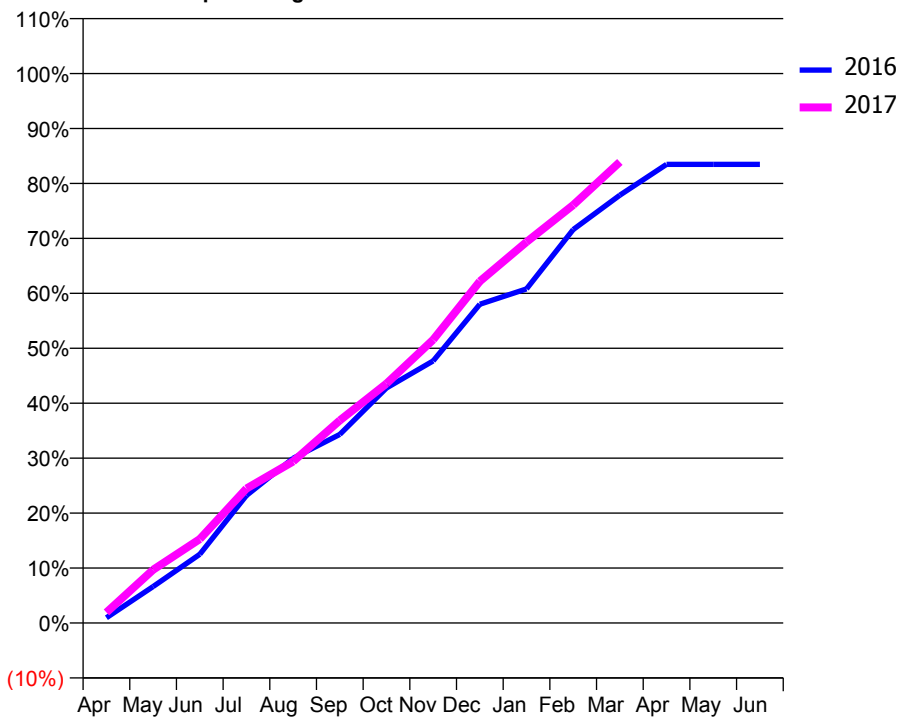
ACCESS*

Patients seen in 24 months	Total	Change since previous quarter
Quarter ending March 2016	827	
Quarter ending June 2016	840	→
Quarter ending September 2016	830	↓
Quarter ending December 2016	848	↑
Quarter ending March 2017	836	↓
Variance since March 2016	1.1%	→



ACTIVITY

Cumulative percentage of contracted UDA delivered 2016 & 2017



Month	Adjusted Scheduled Activity (UDA)	
	2016	2017
April	33	67
May	232	340
June	438	535
July	813	857
August	1,049	1,029
September	1,201	1,291
October	1,497	1,525
November	1,669	1,804
December	2,031	2,176
January	2,128	2,427
February	2,506	2,662
March	2,725	2,936
April	2,921	
May	2,921	
June	2,921	

QUALITY

	Quantity	Base Number	Contract	AT	Region	England
% of FP17s for the same patient ID Re-attending within 3 months - Children	146	969	15.1%	10.9%	12.0%	12.3%
% of FP17s for the same patient ID Re-attending within 3 months - Adults	108	370	29.2%	15.2%	16.0%	16.7%
% of FP17s for the same patient ID Re-attending between 3 & 9 months - Children	482	969	49.7%	61.3%	58.8%	57.6%
% of FP17s for the same patient ID Re-attending between 3 & 9 months - Adults	204	370	55.1%	54.8%	51.2%	50.1%
% of FP17s for Band 1 Urgent Courses	212	1,258	16.9%	7.0%	8.0%	9.1%
% of FP17s Relating to Free Repair or Replacements	0	1,258	0.0%	0.8%	0.8%	0.8%
% of FP17s Relating to Continuations	15	1,258	1.2%	1.6%	1.2%	1.2%
% of Patients satisfied with the dentistry they have received	2	2	N/A	92.3%	92.7%	92.8%
% of Patients satisfied with the time they had to wait for an appointment	2	2	N/A	88.0%	89.1%	88.7%

* This is based on patients treated on this contract for their most recent course of treatment. Figures in italics indicate the base number of FP17s or Patient Questionnaire responses are less than 100. N/A is shown where the base number of responses is less than 10 during the period. % is calculated as Quantity/Base number*100

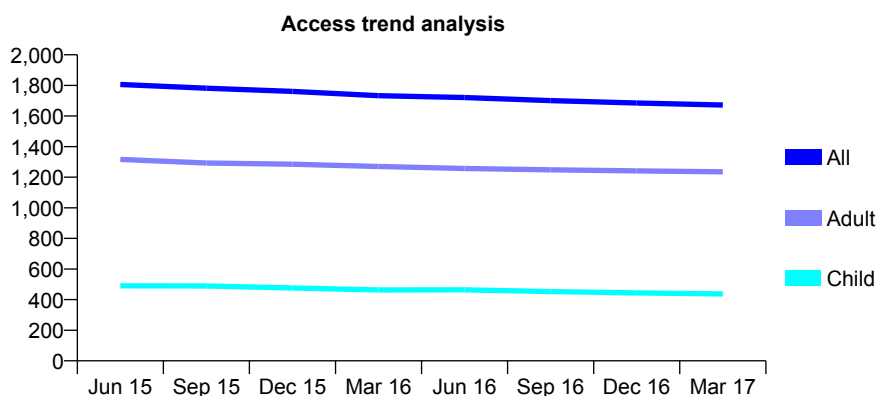
Q55 - Vital Signs At a Glance Contract Report for 752134/0001 - March 2017

Name or company name	MR CJ DONEGAN
Contract type name	GDS Contract
Purpose of contract	General
Contract start date	01/04/2006
Contract end date	

16/17 Contracted general activity (UDA)	6,517
Carry forward general activity (UDA)	0
16/17 Contracted orthodontic activity (UOA)	0
Carry forward orthodontic activity (UOA)	0
Baseline contract value	£155,489.45

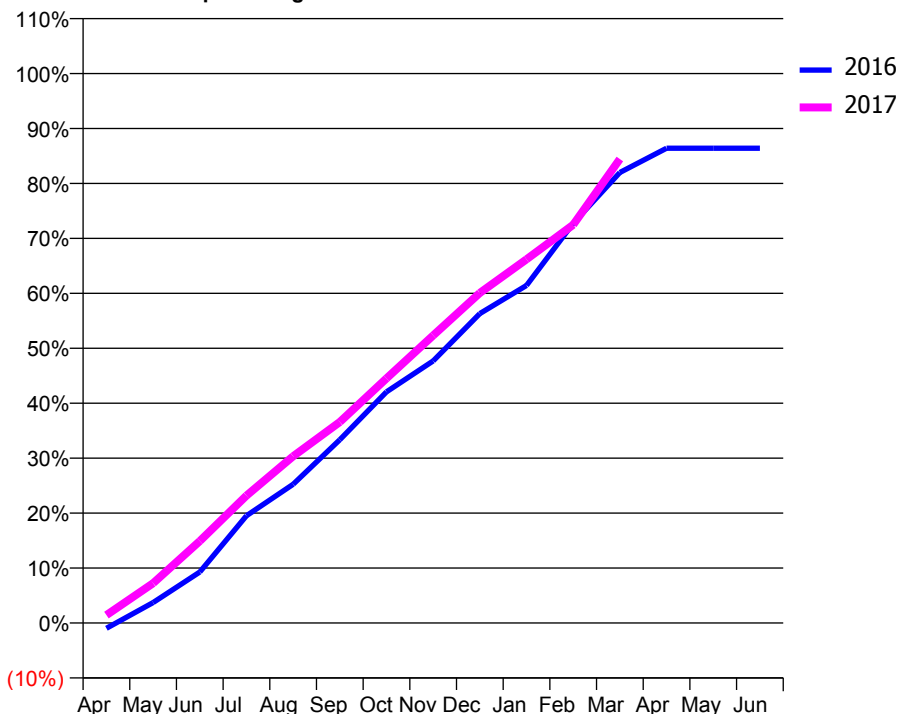
ACCESS*

Patients seen in 24 months	Total	Change since previous quarter
Quarter ending March 2016	1,733	
Quarter ending June 2016	1,721	→
Quarter ending September 2016	1,701	↓
Quarter ending December 2016	1,685	→
Quarter ending March 2017	1,672	→
Variance since March 2016	(3.5%)	↓



ACTIVITY

Cumulative percentage of contracted UDA delivered 2016 & 2017



Month	Adjusted Scheduled Activity (UDA)	
	2016	2017
April	-64	93
May	242	472
June	605	972
July	1,272	1,511
August	1,646	1,978
September	2,174	2,383
October	2,741	2,901
November	3,108	3,410
December	3,670	3,915
January	4,003	4,314
February	4,740	4,722
March	5,343	5,503
April	5,630	
May	5,630	
June	5,630	

QUALITY

	Quantity	Base Number	Contract	AT	Region	England
% of FP17s for the same patient ID Re-attending within 3 months - Children	55	819	6.7%	10.9%	12.0%	12.3%
% of FP17s for the same patient ID Re-attending within 3 months - Adults	490	2,498	19.6%	15.2%	16.0%	16.7%
% of FP17s for the same patient ID Re-attending between 3 & 9 months - Children	638	819	77.9%	61.3%	58.8%	57.6%
% of FP17s for the same patient ID Re-attending between 3 & 9 months - Adults	1,812	2,498	72.5%	54.8%	51.2%	50.1%
% of FP17s for Band 1 Urgent Courses	137	3,181	4.3%	7.0%	8.0%	9.1%
% of FP17s Relating to Free Repair or Replacements	58	3,181	1.8%	0.8%	0.8%	0.8%
% of FP17s Relating to Continuations	9	3,181	0.3%	1.6%	1.2%	1.2%
% of Patients satisfied with the dentistry they have received	5	6	N/A	92.3%	92.7%	92.8%
% of Patients satisfied with the time they had to wait for an appointment	5	6	N/A	88.0%	89.1%	88.7%

* This is based on patients treated on this contract for their most recent course of treatment. Figures in italics indicate the base number of FP17s or Patient Questionnaire responses are less than 100. N/A is shown where the base number of responses is less than 10 during the period. % is calculated as Quantity/Base number*100

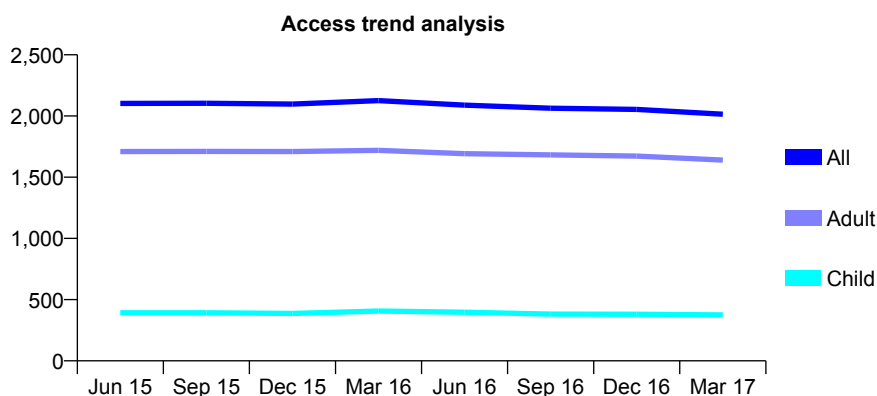
Q55 - Vital Signs At a Glance Contract Report for 753912/0001 - March 2017

Name or company name	MR BK DAWETT
Contract type name	GDS Contract
Purpose of contract	General
Contract start date	01/04/2006
Contract end date	

16/17 Contracted general activity (UDA)	6,228
Carry forward general activity (UDA)	-125
16/17 Contracted orthodontic activity (UOA)	0
Carry forward orthodontic activity (UOA)	0
Baseline contract value	£255,427.44

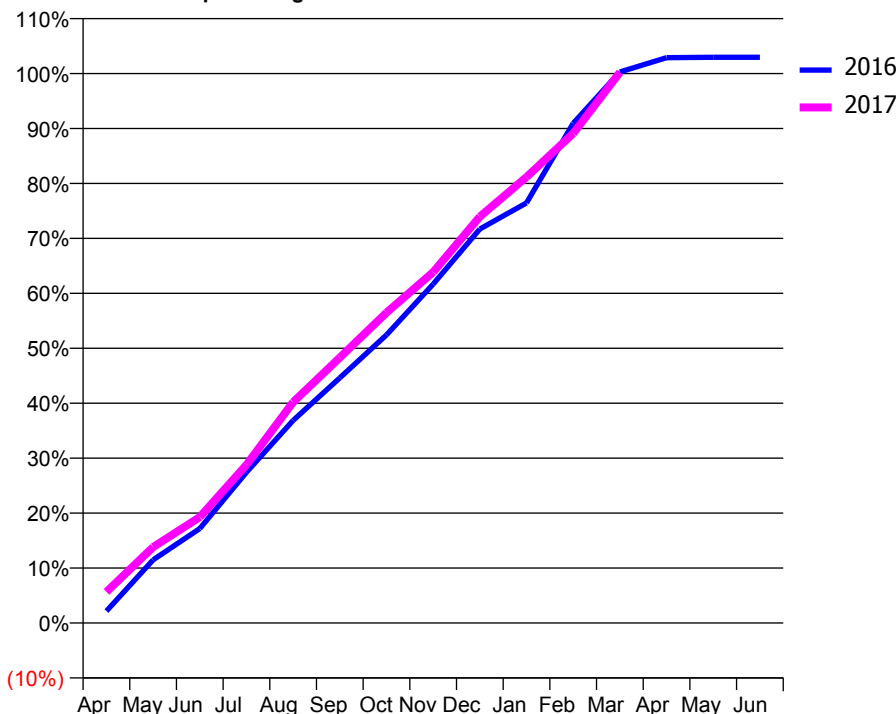
ACCESS*

Patients seen in 24 months	Total	Change since previous quarter
Quarter ending March 2016	2,126	
Quarter ending June 2016	2,089	↓
Quarter ending September 2016	2,064	↓
Quarter ending December 2016	2,054	→
Quarter ending March 2017	2,015	↓
Variance since March 2016	(5.2%)	↓



ACTIVITY

Cumulative percentage of contracted UDA delivered 2016 & 2017



Adjusted Scheduled Activity (UDA)

Month	2016	2017
April	135	353
May	715	861
June	1,071	1,201
July	1,708	1,794
August	2,296	2,503
September	2,778	3,008
October	3,265	3,518
November	3,842	3,976
December	4,465	4,606
January	4,762	5,055
February	5,663	5,550
March	6,245	6,242
April	6,408	
May	6,412	
June	6,412	

QUALITY

	Quantity	Base Number	Contract	AT	Region	England
% of FP17s for the same patient ID Re-attending within 3 months - Children	62	619	10.0%	10.9%	12.0%	12.3%
% of FP17s for the same patient ID Re-attending within 3 months - Adults	426	2,426	17.6%	15.2%	16.0%	16.7%
% of FP17s for the same patient ID Re-attending between 3 & 9 months - Children	399	619	64.5%	61.3%	58.8%	57.6%
% of FP17s for the same patient ID Re-attending between 3 & 9 months - Adults	1,189	2,426	49.0%	54.8%	51.2%	50.1%
% of FP17s for Band 1 Urgent Courses	183	2,957	6.2%	7.0%	8.0%	9.1%
% of FP17s Relating to Free Repair or Replacements	44	2,957	1.5%	0.8%	0.8%	0.8%
% of FP17s Relating to Continuations	109	2,957	3.7%	1.6%	1.2%	1.2%
% of Patients satisfied with the dentistry they have received	10	12	83.3%	92.3%	92.7%	92.8%
% of Patients satisfied with the time they had to wait for an appointment	8	12	66.7%	88.0%	89.1%	88.7%

* This is based on patients treated on this contract for their most recent course of treatment. Figures in italics indicate the base number of FP17s or Patient Questionnaire responses are less than 100. N/A is shown where the base number of responses is less than 10 during the period. % is calculated as Quantity/Base number*100

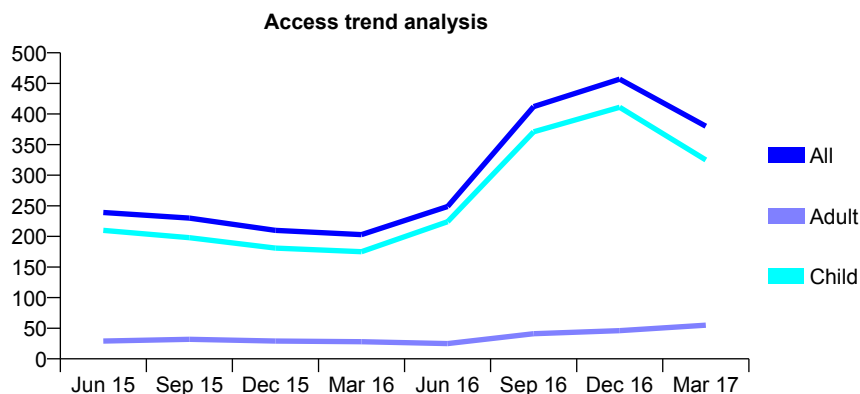
Q55 - Vital Signs At a Glance Contract Report for 754978/0001 - March 2017

Name or company name	MR AC SETON
Contract type name	GDS Contract
Purpose of contract	General
Contract start date	01/04/2006
Contract end date	

16/17 Contracted general activity (UDA)	735
Carry forward general activity (UDA)	0
16/17 Contracted orthodontic activity (UOA)	0
Carry forward orthodontic activity (UOA)	0
Baseline contract value	£17,372.69

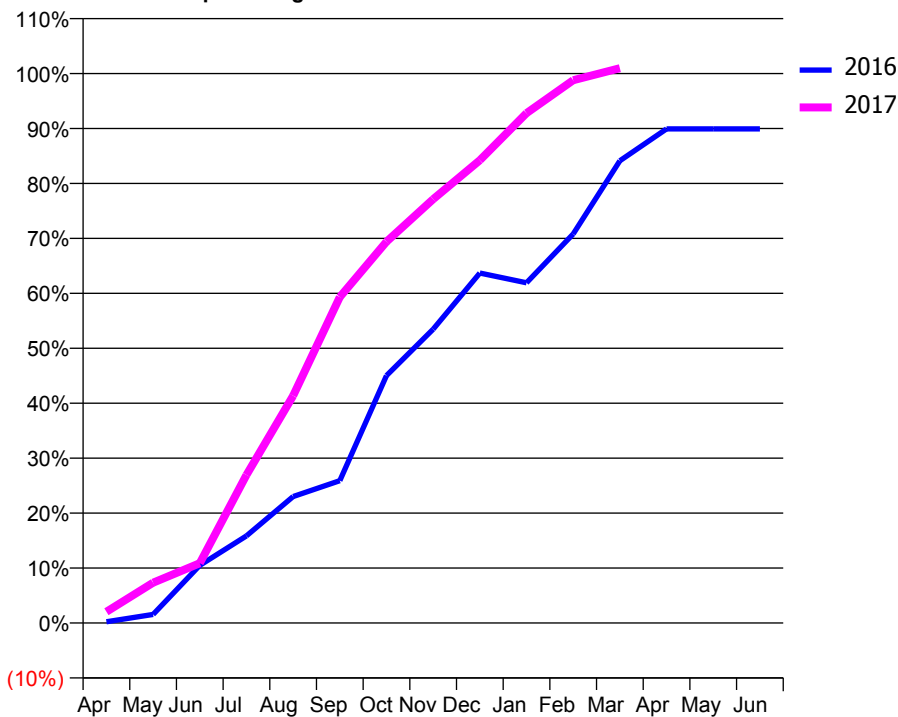
ACCESS*

Patients seen in 24 months	Total	Change since previous quarter
Quarter ending March 2016	203	
Quarter ending June 2016	249	↑
Quarter ending September 2016	412	↑
Quarter ending December 2016	457	↑
Quarter ending March 2017	380	↓
Variance since March 2016	87.2%	↑



ACTIVITY

Cumulative percentage of contracted UDA delivered 2016 & 2017



Month	Adjusted Scheduled Activity (UDA)	
	2016	2017
April	1	15
May	7	54
June	47	80
July	71	198
August	104	304
September	117	436
October	203	510
November	241	567
December	287	619
January	279	682
February	319	726
March	379	742
April	405	
May	405	
June	405	

QUALITY

	Quantity	Base Number	Contract	AT	Region	England
% of FP17s for the same patient ID Re-attending within 3 months - Children	21	618	3.4%	10.9%	12.0%	12.3%
% of FP17s for the same patient ID Re-attending within 3 months - Adults	0	0	N/A	15.2%	16.0%	16.7%
% of FP17s for the same patient ID Re-attending between 3 & 9 months - Children	208	618	33.7%	61.3%	58.8%	57.6%
% of FP17s for the same patient ID Re-attending between 3 & 9 months - Adults	0	0	N/A	54.8%	51.2%	50.1%
% of FP17s for Band 1 Urgent Courses	0	598	0.0%	7.0%	8.0%	9.1%
% of FP17s Relating to Free Repair or Replacements	0	598	0.0%	0.8%	0.8%	0.8%
% of FP17s Relating to Continuations	10	598	1.7%	1.6%	1.2%	1.2%
% of Patients satisfied with the dentistry they have received	1	1	N/A	92.3%	92.7%	92.8%
% of Patients satisfied with the time they had to wait for an appointment	1	1	N/A	88.0%	89.1%	88.7%

* This is based on patients treated on this contract for their most recent course of treatment. Figures in italics indicate the base number of FP17s or Patient Questionnaire responses are less than 100. N/A is shown where the base number of responses is less than 10 during the period. % is calculated as Quantity/Base number*100

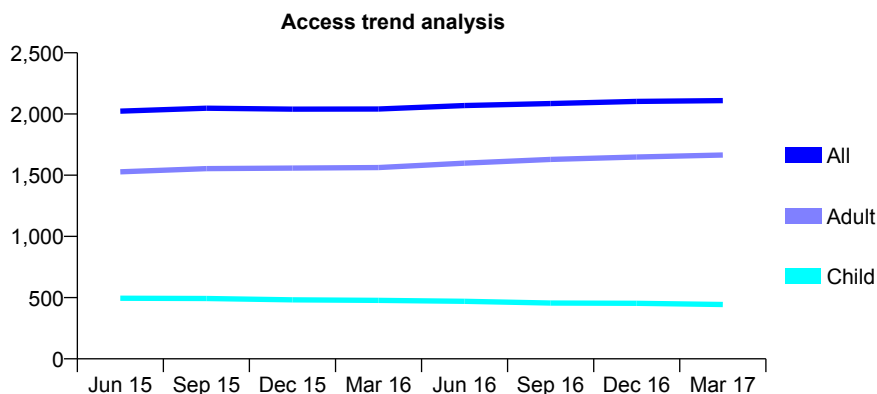
Q55 - Vital Signs At a Glance Contract Report for 755923/0001 - March 2017

Name or company name	MR KN DALY
Contract type name	GDS Contract
Purpose of contract	General
Contract start date	01/04/2006
Contract end date	

16/17 Contracted general activity (UDA)	7,537
Carry forward general activity (UDA)	205
16/17 Contracted orthodontic activity (UOA)	0
Carry forward orthodontic activity (UOA)	0
Baseline contract value	£207,985.90

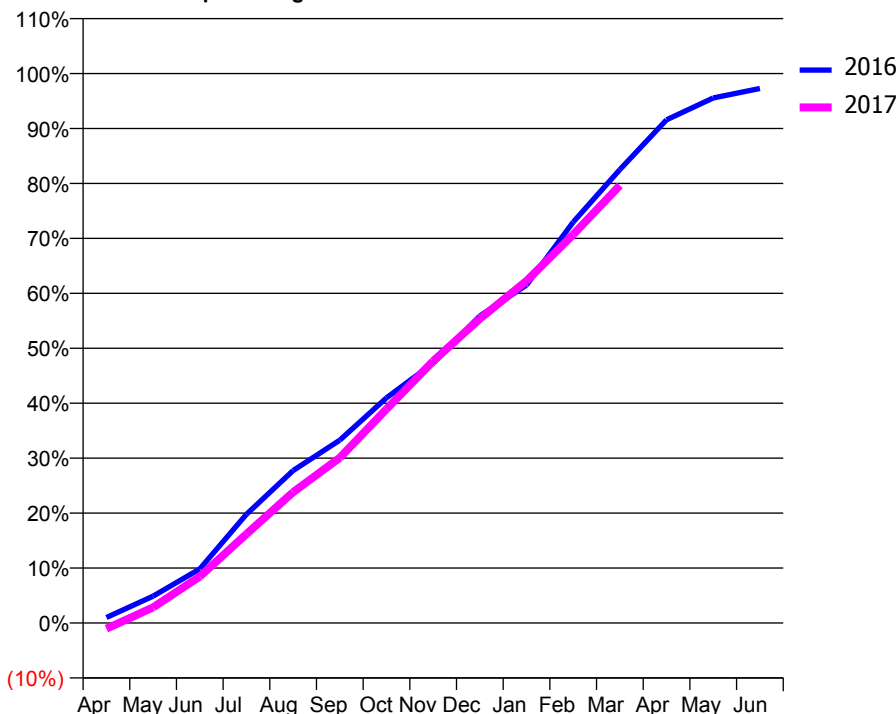
ACCESS*

Patients seen in 24 months	Total	Change since previous quarter
Quarter ending March 2016	2,041	
Quarter ending June 2016	2,069	→
Quarter ending September 2016	2,085	→
Quarter ending December 2016	2,103	→
Quarter ending March 2017	2,109	→
Variance since March 2016	3.3%	↑



ACTIVITY

Cumulative percentage of contracted UDA delivered 2016 & 2017



Month	Adjusted Scheduled Activity (UDA)	
	2016	2017
April	76	-80
May	368	214
June	741	637
July	1,492	1,222
August	2,092	1,796
September	2,509	2,267
October	3,088	2,935
November	3,566	3,594
December	4,210	4,173
January	4,635	4,692
February	5,498	5,328
March	6,220	6,001
April	6,902	
May	7,202	
June	7,332	

QUALITY

	Quantity	Base Number	Contract	AT	Region	England
% of FP17s for the same patient ID Re-attending within 3 months - Children	56	611	9.2%	10.9%	12.0%	12.3%
% of FP17s for the same patient ID Re-attending within 3 months - Adults	343	2,313	14.8%	15.2%	16.0%	16.7%
% of FP17s for the same patient ID Re-attending between 3 & 9 months - Children	331	611	54.2%	61.3%	58.8%	57.6%
% of FP17s for the same patient ID Re-attending between 3 & 9 months - Adults	1,210	2,313	52.3%	54.8%	51.2%	50.1%
% of FP17s for Band 1 Urgent Courses	284	2,664	10.7%	7.0%	8.0%	9.1%
% of FP17s Relating to Free Repair or Replacements	16	2,664	0.6%	0.8%	0.8%	0.8%
% of FP17s Relating to Continuations	10	2,664	0.4%	1.6%	1.2%	1.2%
% of Patients satisfied with the dentistry they have received	3	3	N/A	92.3%	92.7%	92.8%
% of Patients satisfied with the time they had to wait for an appointment	3	3	N/A	88.0%	89.1%	88.7%

* This is based on patients treated on this contract for their most recent course of treatment. Figures in italics indicate the base number of FP17s or Patient Questionnaire responses are less than 100. N/A is shown where the base number of responses is less than 10 during the period. % is calculated as Quantity/Base number*100

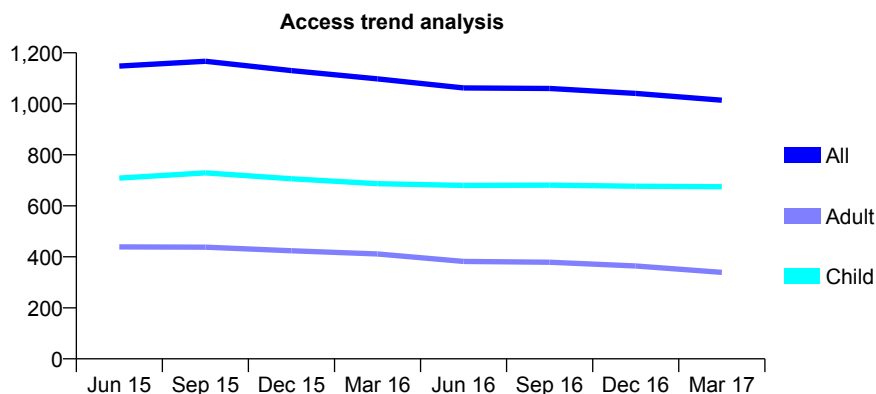
Q55 - Vital Signs At a Glance Contract Report for 761303/0001 - March 2017

Name or company name	MR RN WARD
Contract type name	GDS Contract
Purpose of contract	General
Contract start date	01/04/2006
Contract end date	

16/17 Contracted general activity (UDA)	3,000
Carry forward general activity (UDA)	0
16/17 Contracted orthodontic activity (UOA)	0
Carry forward orthodontic activity (UOA)	0
Baseline contract value	£65,234.98

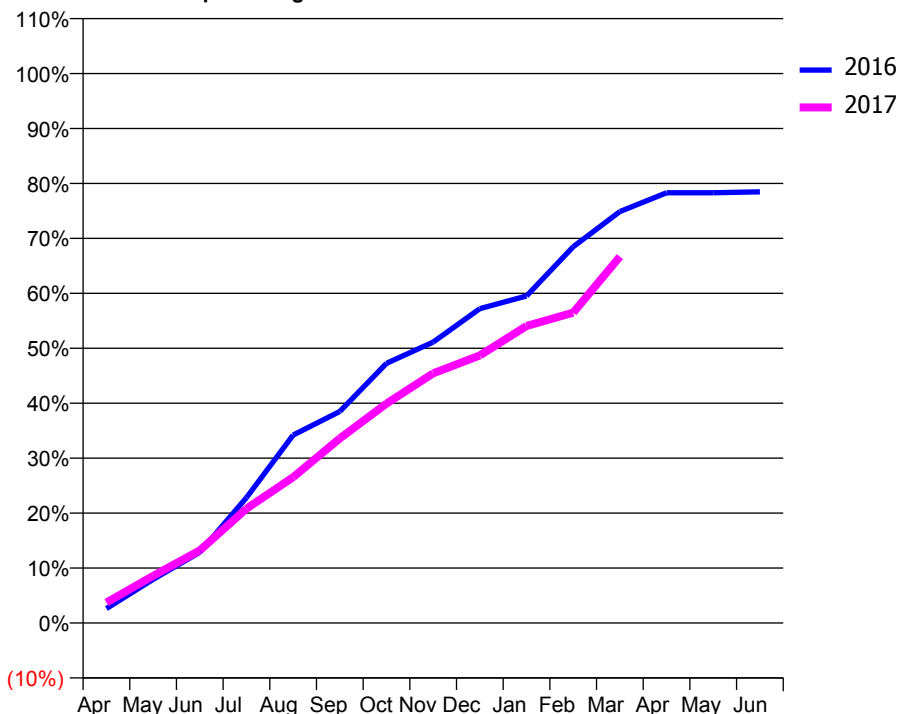
ACCESS*

Patients seen in 24 months	Total	Change since previous quarter
Quarter ending March 2016	1,098	
Quarter ending June 2016	1,062	↓
Quarter ending September 2016	1,060	→
Quarter ending December 2016	1,041	↓
Quarter ending March 2017	1,014	↓
Variance since March 2016	(7.7%)	↓



ACTIVITY

Cumulative percentage of contracted UDA delivered 2016 & 2017



Month	Adjusted Scheduled Activity (UDA)	
	2016	2017
April	79	112
May	238	258
June	386	396
July	684	624
August	1,026	796
September	1,155	1,008
October	1,418	1,198
November	1,534	1,363
December	1,716	1,460
January	1,786	1,622
February	2,054	1,694
March	2,247	2,000
April	2,349	
May	2,349	
June	2,354	

QUALITY

	Quantity	Base Number	Contract	AT	Region	England
% of FP17s for the same patient ID Re-attending within 3 months - Children	80	1,086	7.4%	10.9%	12.0%	12.3%
% of FP17s for the same patient ID Re-attending within 3 months - Adults	65	370	17.6%	15.2%	16.0%	16.7%
% of FP17s for the same patient ID Re-attending between 3 & 9 months - Children	726	1,086	66.9%	61.3%	58.8%	57.6%
% of FP17s for the same patient ID Re-attending between 3 & 9 months - Adults	161	370	43.5%	54.8%	51.2%	50.1%
% of FP17s for Band 1 Urgent Courses	135	1,392	9.7%	7.0%	8.0%	9.1%
% of FP17s Relating to Free Repair or Replacements	0	1,392	0.0%	0.8%	0.8%	0.8%
% of FP17s Relating to Continuations	11	1,392	0.8%	1.6%	1.2%	1.2%
% of Patients satisfied with the dentistry they have received	2	2	N/A	92.3%	92.7%	92.8%
% of Patients satisfied with the time they had to wait for an appointment	2	2	N/A	88.0%	89.1%	88.7%

* This is based on patients treated on this contract for their most recent course of treatment. Figures in italics indicate the base number of FP17s or Patient Questionnaire responses are less than 100. N/A is shown where the base number of responses is less than 10 during the period. % is calculated as Quantity/Base number*100

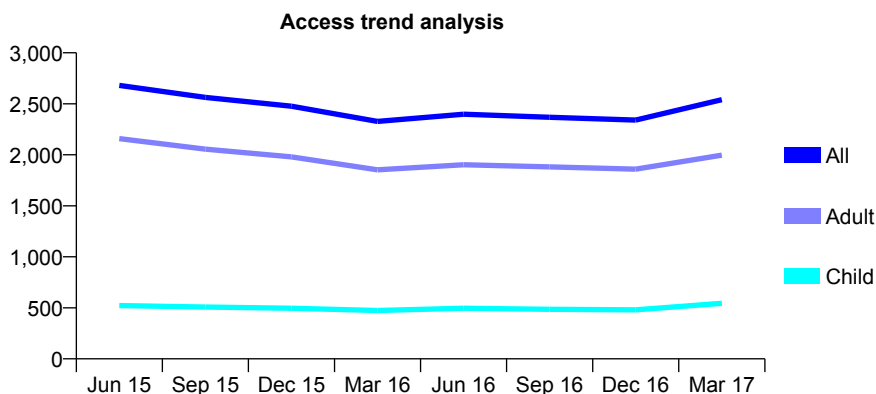
Q55 - Vital Signs At a Glance Contract Report for 769061/0001 - March 2017

Name or company name	MISS KL SMITH
Contract type name	GDS Contract
Purpose of contract	General
Contract start date	01/04/2006
Contract end date	

16/17 Contracted general activity (UDA)	9,929
Carry forward general activity (UDA)	0
16/17 Contracted orthodontic activity (UOA)	0
Carry forward orthodontic activity (UOA)	0
Baseline contract value	£227,613.95

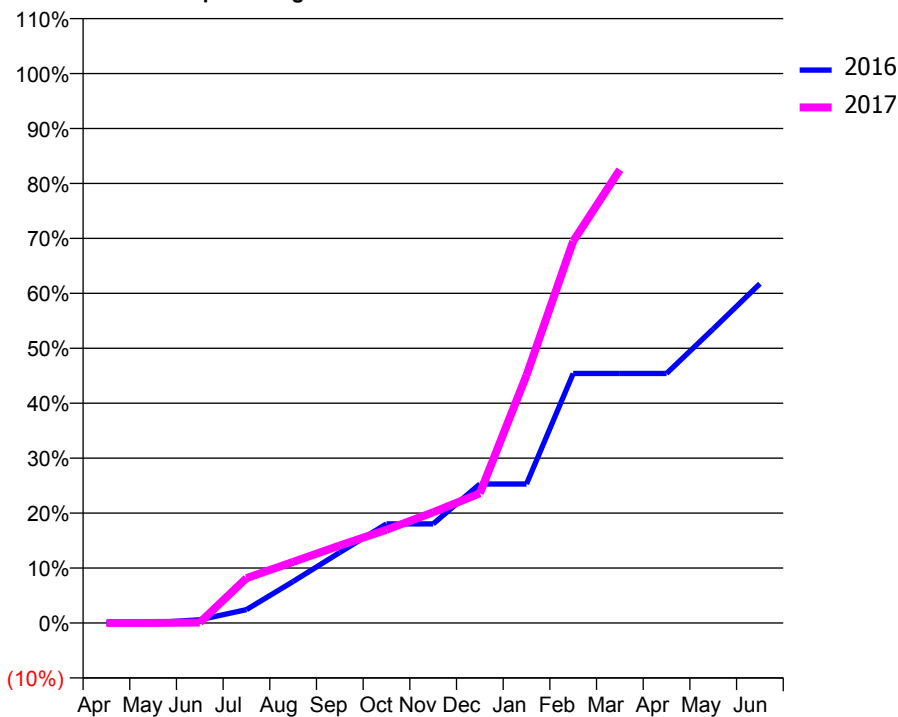
ACCESS*

Patients seen in 24 months	Total	Change since previous quarter
Quarter ending March 2016	2,327	
Quarter ending June 2016	2,398	↑
Quarter ending September 2016	2,368	↓
Quarter ending December 2016	2,341	↓
Quarter ending March 2017	2,541	↑
Variance since March 2016	9.2%	↑



ACTIVITY

Cumulative percentage of contracted UDA delivered 2016 & 2017



Adjusted Scheduled Activity (UDA)

Month	2016	2017
April	0	0
May	6	0
June	60	9
July	242	810
August	751	1,104
September	1,277	1,402
October	1,793	1,684
November	1,793	2,001
December	2,512	2,343
January	2,512	4,478
February	4,509	6,900
March	4,509	8,191
April	4,509	
May	5,314	
June	6,130	

QUALITY

	Quantity	Base Number	Contract	AT	Region	England
% of FP17s for the same patient ID Re-attending within 3 months - Children	145	1,025	14.1%	10.9%	12.0%	12.3%
% of FP17s for the same patient ID Re-attending within 3 months - Adults	869	3,361	25.9%	15.2%	16.0%	16.7%
% of FP17s for the same patient ID Re-attending between 3 & 9 months - Children	543	1,025	53.0%	61.3%	58.8%	57.6%
% of FP17s for the same patient ID Re-attending between 3 & 9 months - Adults	1,152	3,361	34.3%	54.8%	51.2%	50.1%
% of FP17s for Band 1 Urgent Courses	338	3,500	9.7%	7.0%	8.0%	9.1%
% of FP17s Relating to Free Repair or Replacements	6	3,500	0.2%	0.8%	0.8%	0.8%
% of FP17s Relating to Continuations	63	3,500	1.8%	1.6%	1.2%	1.2%
% of Patients satisfied with the dentistry they have received	2	2	N/A	92.3%	92.7%	92.8%
% of Patients satisfied with the time they had to wait for an appointment	2	2	N/A	88.0%	89.1%	88.7%

* This is based on patients treated on this contract for their most recent course of treatment. Figures in italics indicate the base number of FP17s or Patient Questionnaire responses are less than 100. N/A is shown where the base number of responses is less than 10 during the period. % is calculated as Quantity/Base number*100

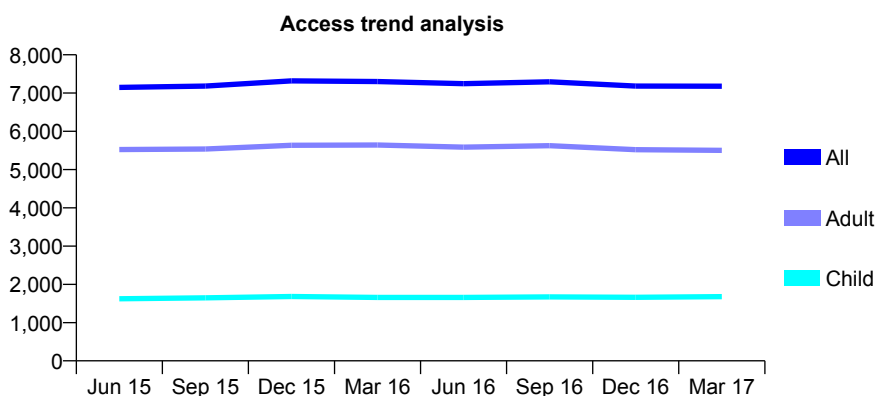
Q55 - Vital Signs At a Glance Contract Report for 783145/0001 - March 2017

Name or company name	MR BS PEERBUX
Contract type name	GDS Contract
Purpose of contract	General
Contract start date	03/10/2009
Contract end date	

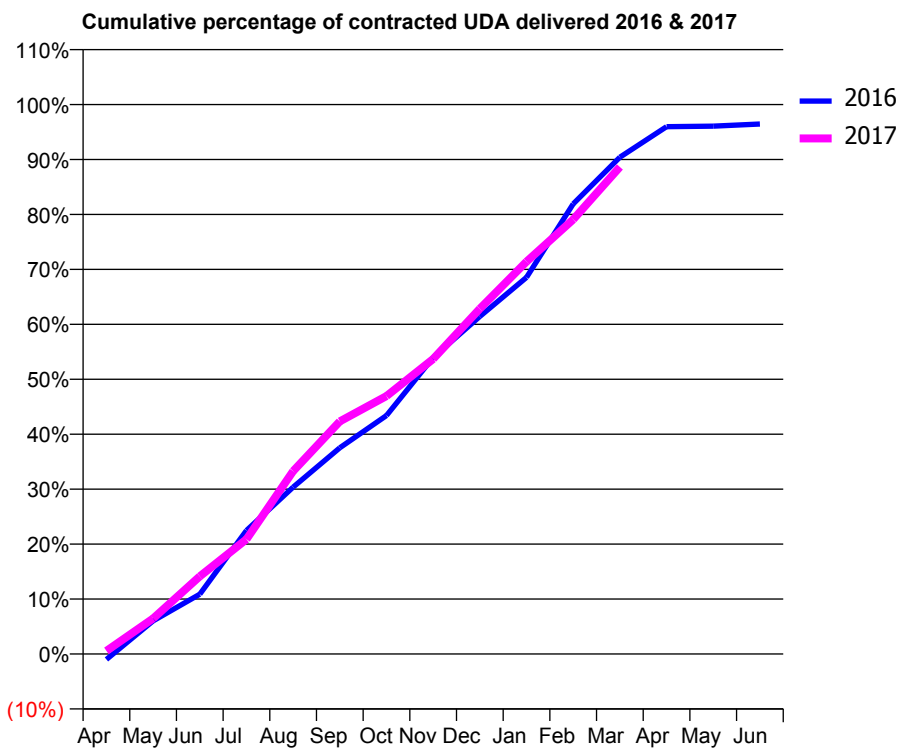
16/17 Contracted general activity (UDA)	20,495
Carry forward general activity (UDA)	727
16/17 Contracted orthodontic activity (UOA)	0
Carry forward orthodontic activity (UOA)	0
Baseline contract value	£557,127.57

ACCESS*

Patients seen in 24 months	Total	Change since previous quarter
Quarter ending March 2016	7,301	
Quarter ending June 2016	7,245	→
Quarter ending September 2016	7,295	→
Quarter ending December 2016	7,182	↓
Quarter ending March 2017	7,179	→
Variance since March 2016	(1.7%)	↓



ACTIVITY



Month	Adjusted Scheduled Activity (UDA)	
	2016	2017
April	-206	115
May	1,238	1,327
June	2,231	2,899
July	4,609	4,282
August	6,223	6,819
September	7,694	8,674
October	8,893	9,620
November	11,059	11,006
December	12,590	12,880
January	14,047	14,636
February	16,786	16,208
March	18,527	18,166
April	19,667	
May	19,689	
June	19,768	

QUALITY

	Quantity	Base Number	Contract	AT	Region	England
% of FP17s for the same patient ID Re-attending within 3 months - Children	139	2,414	5.8%	10.9%	12.0%	12.3%
% of FP17s for the same patient ID Re-attending within 3 months - Adults	1,338	8,292	16.1%	15.2%	16.0%	16.7%
% of FP17s for the same patient ID Re-attending between 3 & 9 months - Children	1,465	2,414	60.7%	61.3%	58.8%	57.6%
% of FP17s for the same patient ID Re-attending between 3 & 9 months - Adults	4,946	8,292	59.6%	54.8%	51.2%	50.1%
% of FP17s for Band 1 Urgent Courses	925	9,852	9.4%	7.0%	8.0%	9.1%
% of FP17s Relating to Free Repair or Replacements	80	9,852	0.8%	0.8%	0.8%	0.8%
% of FP17s Relating to Continuations	132	9,852	1.3%	1.6%	1.2%	1.2%
% of Patients satisfied with the dentistry they have received	13	16	81.3%	92.3%	92.7%	92.8%
% of Patients satisfied with the time they had to wait for an appointment	16	16	100.0%	88.0%	89.1%	88.7%

* This is based on patients treated on this contract for their most recent course of treatment. Figures in italics indicate the base number of FP17s or Patient Questionnaire responses are less than 100. N/A is shown where the base number of responses is less than 10 during the period. % is calculated as Quantity/Base number*100

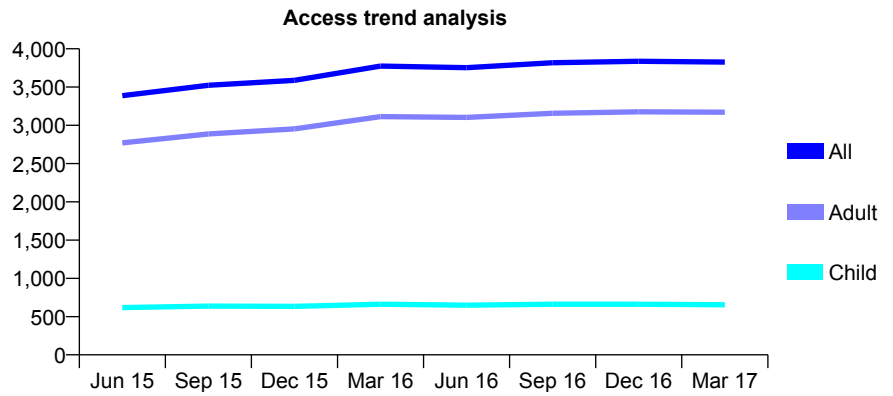
Q55 - Vital Signs At a Glance Contract Report for 787213/0001 - March 2017

Name or company name	MRS SA MITCHELL
Contract type name	GDS Contract
Purpose of contract	General
Contract start date	03/12/2012
Contract end date	

16/17 Contracted general activity (UDA)	12,621
Carry forward general activity (UDA)	-250
16/17 Contracted orthodontic activity (UOA)	0
Carry forward orthodontic activity (UOA)	0
Baseline contract value	£395,250.30

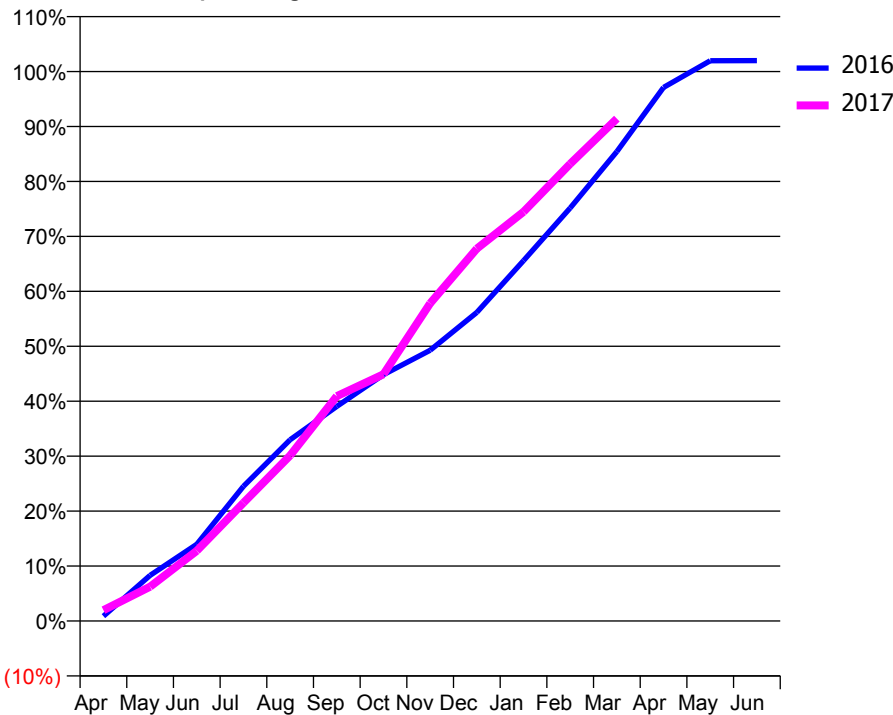
ACCESS*

Patients seen in 24 months	Total	Change since previous quarter
Quarter ending March 2016	3,774	
Quarter ending June 2016	3,753	→
Quarter ending September 2016	3,818	→
Quarter ending December 2016	3,837	→
Quarter ending March 2017	3,827	→
Variance since March 2016	1.4%	→



ACTIVITY

Cumulative percentage of contracted UDA delivered 2016 & 2017



Month	Adjusted Scheduled Activity (UDA)	
	2016	2017
April	112	250
May	1,049	787
June	1,761	1,612
July	3,096	2,716
August	4,165	3,803
September	4,931	5,165
October	5,657	5,668
November	6,218	7,296
December	7,089	8,554
January	8,277	9,399
February	9,487	10,501
March	10,782	11,538
April	12,256	
May	12,868	
June	12,871	

QUALITY

	Quantity	Base Number	Contract	AT	Region	England
% of FP17s for the same patient ID Re-attending within 3 months - Children	95	1,276	7.4%	10.9%	12.0%	12.3%
% of FP17s for the same patient ID Re-attending within 3 months - Adults	1,000	5,836	17.1%	15.2%	16.0%	16.7%
% of FP17s for the same patient ID Re-attending between 3 & 9 months - Children	923	1,276	72.3%	61.3%	58.8%	57.6%
% of FP17s for the same patient ID Re-attending between 3 & 9 months - Adults	3,669	5,836	62.9%	54.8%	51.2%	50.1%
% of FP17s for Band 1 Urgent Courses	421	6,039	7.0%	7.0%	8.0%	9.1%
% of FP17s Relating to Free Repair or Replacements	122	6,039	2.0%	0.8%	0.8%	0.8%
% of FP17s Relating to Continuations	162	6,039	2.7%	1.6%	1.2%	1.2%
% of Patients satisfied with the dentistry they have received	11	11	100.0%	92.3%	92.7%	92.8%
% of Patients satisfied with the time they had to wait for an appointment	10	11	90.9%	88.0%	89.1%	88.7%

* This is based on patients treated on this contract for their most recent course of treatment. Figures in italics indicate the base number of FP17s or Patient Questionnaire responses are less than 100. N/A is shown where the base number of responses is less than 10 during the period. % is calculated as Quantity/Base number*100

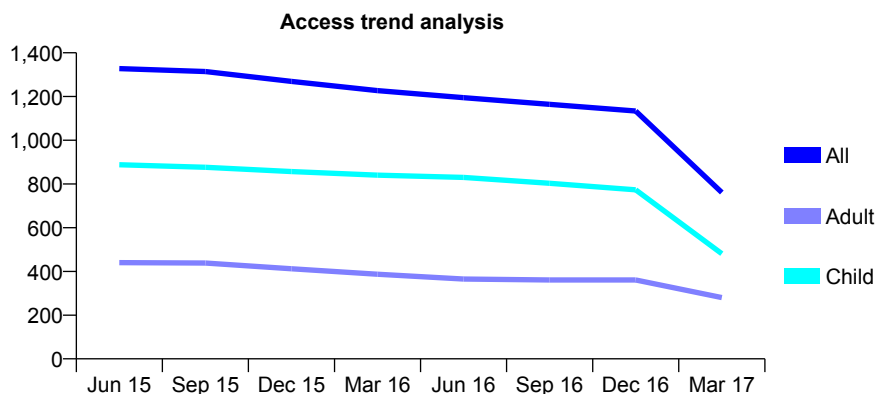
Q55 - Vital Signs At a Glance Contract Report for 808865/0003 - March 2017

Name or company name	MR JD PETERSON
Contract type name	GDS Contract
Purpose of contract	General
Contract start date	21/07/2007
Contract end date	31/12/2016

16/17 Contracted general activity (UDA)	2,325
Carry forward general activity (UDA)	0
16/17 Contracted orthodontic activity (UOA)	0
Carry forward orthodontic activity (UOA)	0
Baseline contract value	£52,697.52

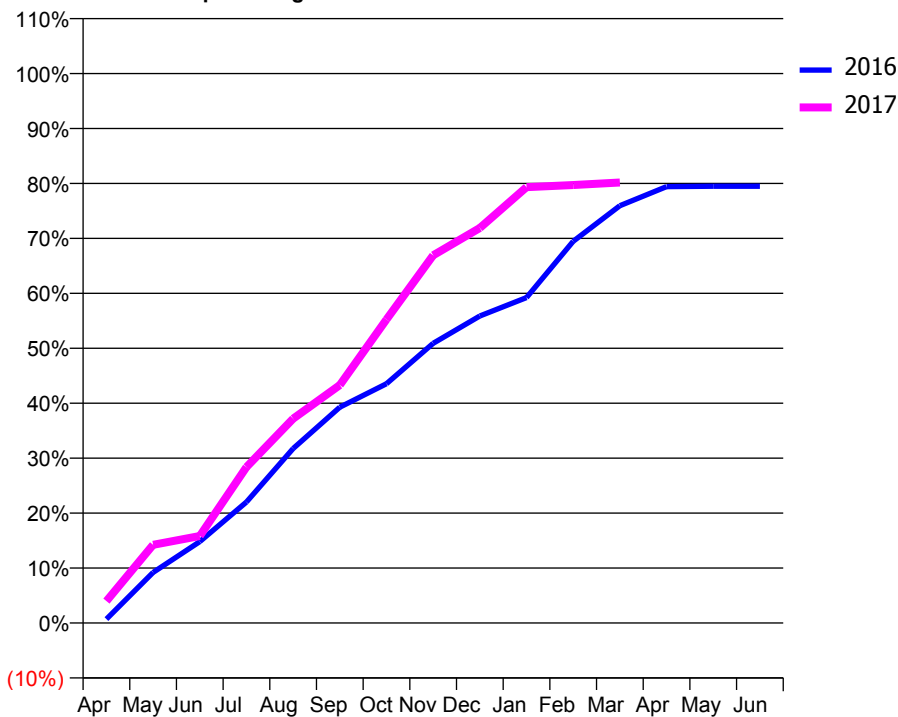
ACCESS*

Patients seen in 24 months	Total	Change since previous quarter
Quarter ending March 2016	1,227	
Quarter ending June 2016	1,195	↓
Quarter ending September 2016	1,164	↓
Quarter ending December 2016	1,134	↓
Quarter ending March 2017	761	↓
Variance since March 2016	(38.0%)	↓



ACTIVITY

Cumulative percentage of contracted UDA delivered 2016 & 2017



Adjusted Scheduled Activity (UDA)

Month	2016	2017
April	22	93
May	285	331
June	460	368
July	682	660
August	985	865
September	1,218	1,007
October	1,350	1,284
November	1,578	1,556
December	1,732	1,671
January	1,836	1,844
February	2,153	1,853
March	2,354	1,864
April	2,462	
May	2,464	
June	2,464	

QUALITY

	Quantity	Base Number	Contract	AT	Region	England
% of FP17s for the same patient ID Re-attending within 3 months - Children	62	1,083	5.7%	10.9%	12.0%	12.3%
% of FP17s for the same patient ID Re-attending within 3 months - Adults	22	266	8.3%	15.2%	16.0%	16.7%
% of FP17s for the same patient ID Re-attending between 3 & 9 months - Children	765	1,083	70.6%	61.3%	58.8%	57.6%
% of FP17s for the same patient ID Re-attending between 3 & 9 months - Adults	173	266	65.0%	54.8%	51.2%	50.1%
% of FP17s for Band 1 Urgent Courses	45	1,254	3.6%	7.0%	8.0%	9.1%
% of FP17s Relating to Free Repair or Replacements	0	1,254	0.0%	0.8%	0.8%	0.8%
% of FP17s Relating to Continuations	0	1,254	0.0%	1.6%	1.2%	1.2%
% of Patients satisfied with the dentistry they have received	1	1	N/A	92.3%	92.7%	92.8%
% of Patients satisfied with the time they had to wait for an appointment	1	1	N/A	88.0%	89.1%	88.7%

* This is based on patients treated on this contract for their most recent course of treatment. Figures in italics indicate the base number of FP17s or Patient Questionnaire responses are less than 100. N/A is shown where the base number of responses is less than 10 during the period. % is calculated as Quantity/Base number*100

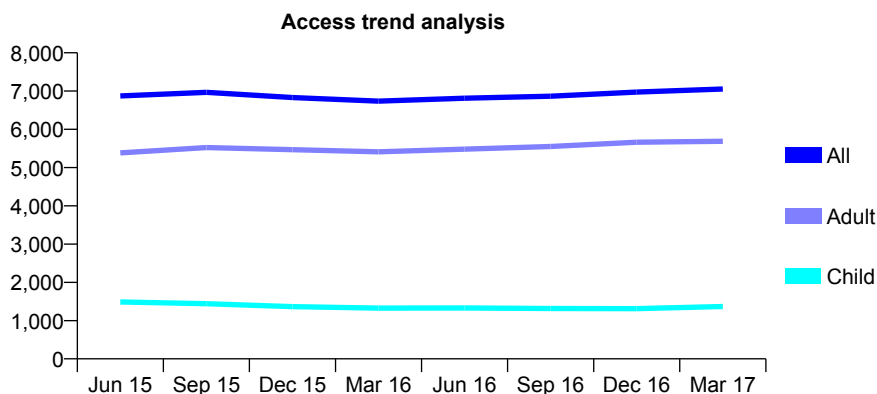
Q55 - Vital Signs At a Glance Contract Report for 810584/0001 - March 2017

Name or company name	MR PR THORPE
Contract type name	GDS Contract
Purpose of contract	General
Contract start date	01/04/2006
Contract end date	

16/17 Contracted general activity (UDA)	18,380
Carry forward general activity (UDA)	-144
16/17 Contracted orthodontic activity (UOA)	0
Carry forward orthodontic activity (UOA)	0
Baseline contract value	£496,222.29

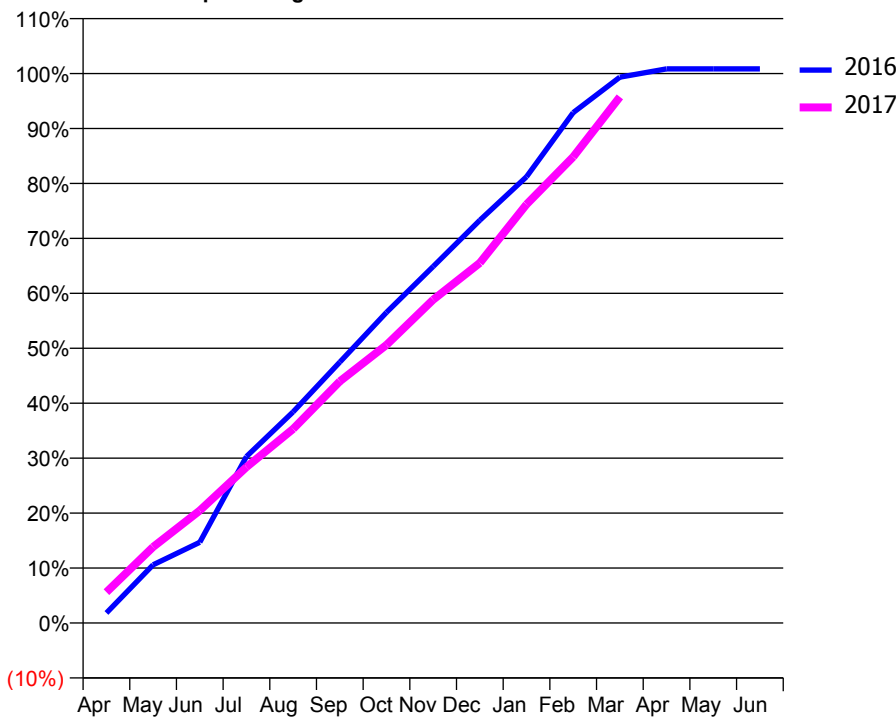
ACCESS*

Patients seen in 24 months	Total	Change since previous quarter
Quarter ending March 2016	6,737	
Quarter ending June 2016	6,813	→
Quarter ending September 2016	6,867	→
Quarter ending December 2016	6,973	→
Quarter ending March 2017	7,054	→
Variance since March 2016	4.7%	↑



ACTIVITY

Cumulative percentage of contracted UDA delivered 2016 & 2017



Month	Adjusted Scheduled Activity (UDA)	
	2016	2017
April	316	1,033
May	1,836	2,545
June	2,550	3,761
July	5,256	5,215
August	6,667	6,492
September	8,237	8,083
October	9,806	9,304
November	11,257	10,813
December	12,715	12,046
January	14,089	14,002
February	16,113	15,592
March	17,234	17,598
April	17,492	
May	17,493	
June	17,492	

QUALITY

	Quantity	Base Number	Contract	AT	Region	England
% of FP17s for the same patient ID Re-attending within 3 months - Children	72	2,111	3.4%	10.9%	12.0%	12.3%
% of FP17s for the same patient ID Re-attending within 3 months - Adults	848	8,345	10.2%	15.2%	16.0%	16.7%
% of FP17s for the same patient ID Re-attending between 3 & 9 months - Children	1,293	2,111	61.3%	61.3%	58.8%	57.6%
% of FP17s for the same patient ID Re-attending between 3 & 9 months - Adults	4,359	8,345	52.2%	54.8%	51.2%	50.1%
% of FP17s for Band 1 Urgent Courses	864	10,290	8.4%	7.0%	8.0%	9.1%
% of FP17s Relating to Free Repair or Replacements	88	10,290	0.9%	0.8%	0.8%	0.8%
% of FP17s Relating to Continuations	51	10,290	0.5%	1.6%	1.2%	1.2%
% of Patients satisfied with the dentistry they have received	13	14	92.9%	92.3%	92.7%	92.8%
% of Patients satisfied with the time they had to wait for an appointment	13	14	92.9%	88.0%	89.1%	88.7%

* This is based on patients treated on this contract for their most recent course of treatment. Figures in italics indicate the base number of FP17s or Patient Questionnaire responses are less than 100. N/A is shown where the base number of responses is less than 10 during the period. % is calculated as Quantity/Base number*100

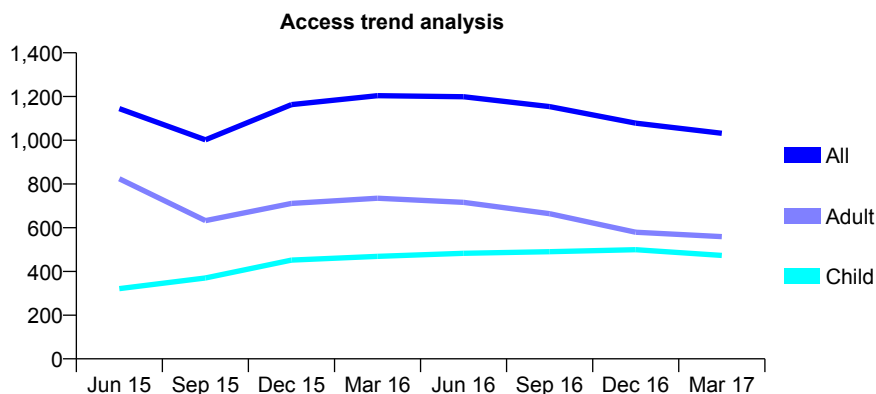
Q55 - Vital Signs At a Glance Contract Report for 810584/0002 - March 2017

Name or company name	MR PR THORPE
Contract type name	GDS Contract
Purpose of contract	General
Contract start date	01/07/2008
Contract end date	

16/17 Contracted general activity (UDA)	3,000
Carry forward general activity (UDA)	-39
16/17 Contracted orthodontic activity (UOA)	0
Carry forward orthodontic activity (UOA)	0
Baseline contract value	£112,847.97

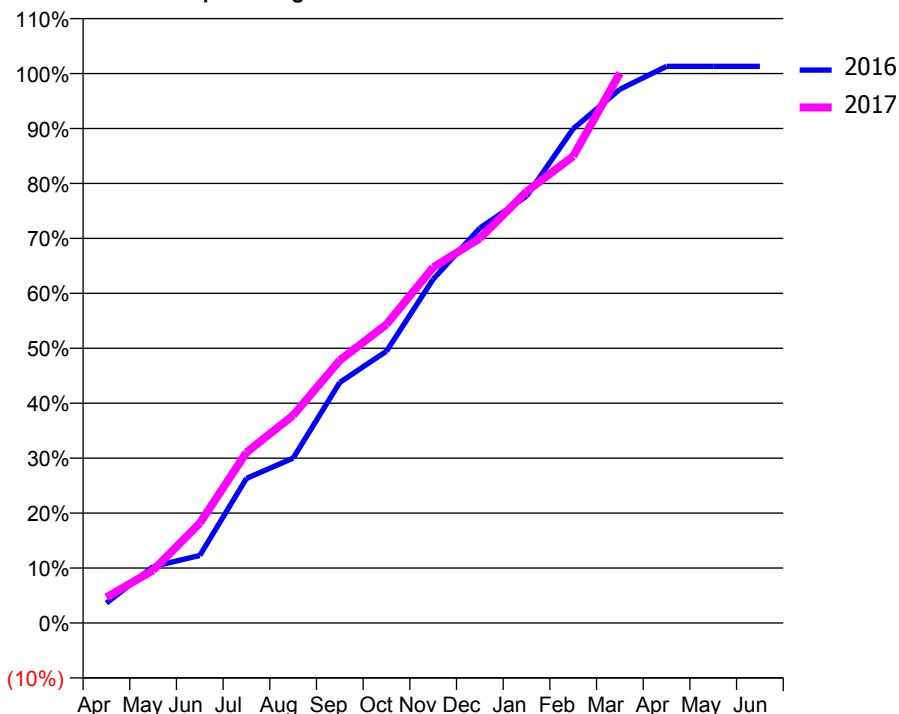
ACCESS*

Patients seen in 24 months	Total	Change since previous quarter
Quarter ending March 2016	1,204	
Quarter ending June 2016	1,199	→
Quarter ending September 2016	1,154	↓
Quarter ending December 2016	1,078	↓
Quarter ending March 2017	1,032	↓
Variance since March 2016	(14.3%)	↓



ACTIVITY

Cumulative percentage of contracted UDA delivered 2016 & 2017



Month	Adjusted Scheduled Activity (UDA)	
	2016	2017
April	109	140
May	308	288
June	368	545
July	790	931
August	900	1,134
September	1,314	1,434
October	1,484	1,630
November	1,877	1,942
December	2,156	2,100
January	2,330	2,356
February	2,698	2,549
March	2,914	3,002
April	3,039	
May	3,039	
June	3,039	

QUALITY

	Quantity	Base Number	Contract	AT	Region	England
% of FP17s for the same patient ID Re-attending within 3 months - Children	16	764	2.1%	10.9%	12.0%	12.3%
% of FP17s for the same patient ID Re-attending within 3 months - Adults	28	835	3.4%	15.2%	16.0%	16.7%
% of FP17s for the same patient ID Re-attending between 3 & 9 months - Children	403	764	52.7%	61.3%	58.8%	57.6%
% of FP17s for the same patient ID Re-attending between 3 & 9 months - Adults	187	835	22.4%	54.8%	51.2%	50.1%
% of FP17s for Band 1 Urgent Courses	121	1,519	8.0%	7.0%	8.0%	9.1%
% of FP17s Relating to Free Repair or Replacements	6	1,519	0.4%	0.8%	0.8%	0.8%
% of FP17s Relating to Continuations	0	1,519	0.0%	1.6%	1.2%	1.2%
% of Patients satisfied with the dentistry they have received	1	1	N/A	92.3%	92.7%	92.8%
% of Patients satisfied with the time they had to wait for an appointment	1	1	N/A	88.0%	89.1%	88.7%

* This is based on patients treated on this contract for their most recent course of treatment. Figures in italics indicate the base number of FP17s or Patient Questionnaire responses are less than 100. N/A is shown where the base number of responses is less than 10 during the period. % is calculated as Quantity/Base number*100

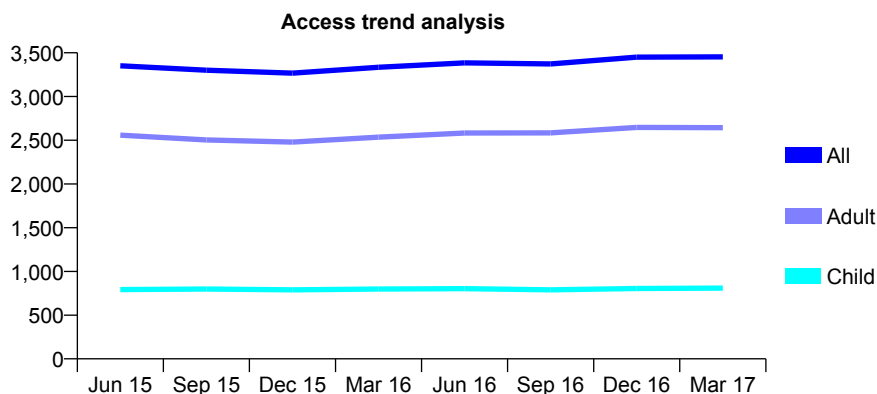
Q55 - Vital Signs At a Glance Contract Report for 813532/0001 - March 2017

Name or company name	MR AE NORTH
Contract type name	GDS Contract
Purpose of contract	General
Contract start date	01/04/2006
Contract end date	

16/17 Contracted general activity (UDA)	10,083
Carry forward general activity (UDA)	90
16/17 Contracted orthodontic activity (UOA)	0
Carry forward orthodontic activity (UOA)	0
Baseline contract value	£315,733.85

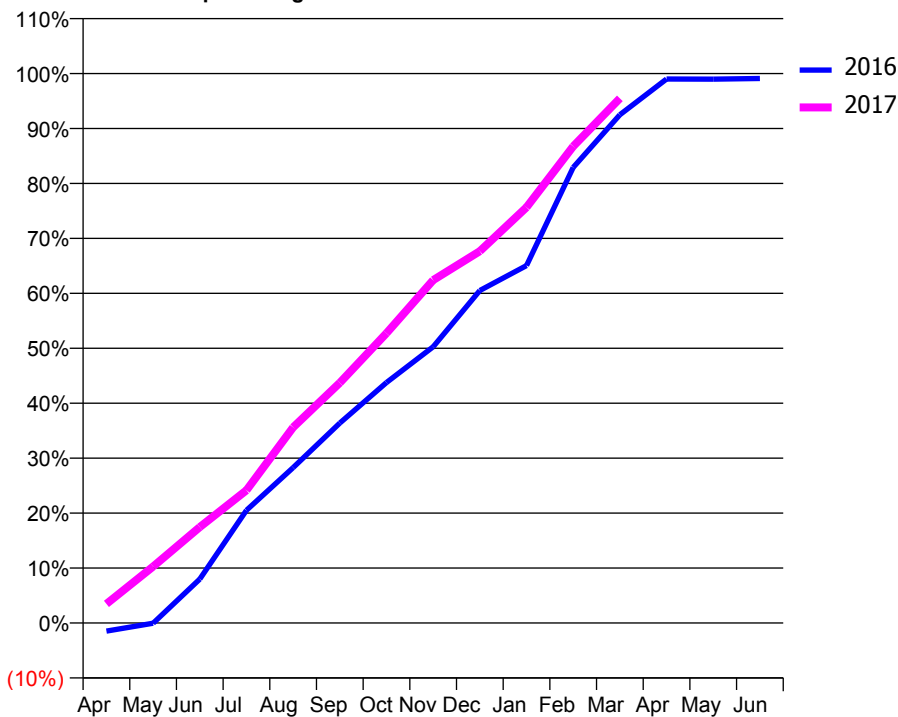
ACCESS*

Patients seen in 24 months	Total	Change since previous quarter
Quarter ending March 2016	3,334	
Quarter ending June 2016	3,385	→
Quarter ending September 2016	3,373	→
Quarter ending December 2016	3,451	↑
Quarter ending March 2017	3,453	→
Variance since March 2016	3.6%	↑



ACTIVITY

Cumulative percentage of contracted UDA delivered 2016 & 2017



Month	Adjusted Scheduled Activity (UDA)	
	2016	2017
April	-150	350
May	-7	1,037
June	806	1,762
July	2,069	2,435
August	2,853	3,592
September	3,670	4,407
October	4,412	5,317
November	5,070	6,293
December	6,100	6,822
January	6,558	7,628
February	8,359	8,747
March	9,327	9,628
April	9,982	
May	9,981	
June	9,993	

QUALITY

	Quantity	Base Number	Contract	AT	Region	England
% of FP17s for the same patient ID Re-attending within 3 months - Children	108	1,270	8.5%	10.9%	12.0%	12.3%
% of FP17s for the same patient ID Re-attending within 3 months - Adults	548	4,005	13.7%	15.2%	16.0%	16.7%
% of FP17s for the same patient ID Re-attending between 3 & 9 months - Children	780	1,270	61.4%	61.3%	58.8%	57.6%
% of FP17s for the same patient ID Re-attending between 3 & 9 months - Adults	2,471	4,005	61.7%	54.8%	51.2%	50.1%
% of FP17s for Band 1 Urgent Courses	267	4,997	5.3%	7.0%	8.0%	9.1%
% of FP17s Relating to Free Repair or Replacements	60	4,997	1.2%	0.8%	0.8%	0.8%
% of FP17s Relating to Continuations	144	4,997	2.9%	1.6%	1.2%	1.2%
% of Patients satisfied with the dentistry they have received	10	10	100.0%	92.3%	92.7%	92.8%
% of Patients satisfied with the time they had to wait for an appointment	10	10	100.0%	88.0%	89.1%	88.7%

* This is based on patients treated on this contract for their most recent course of treatment. Figures in italics indicate the base number of FP17s or Patient Questionnaire responses are less than 100. N/A is shown where the base number of responses is less than 10 during the period. % is calculated as Quantity/Base number*100

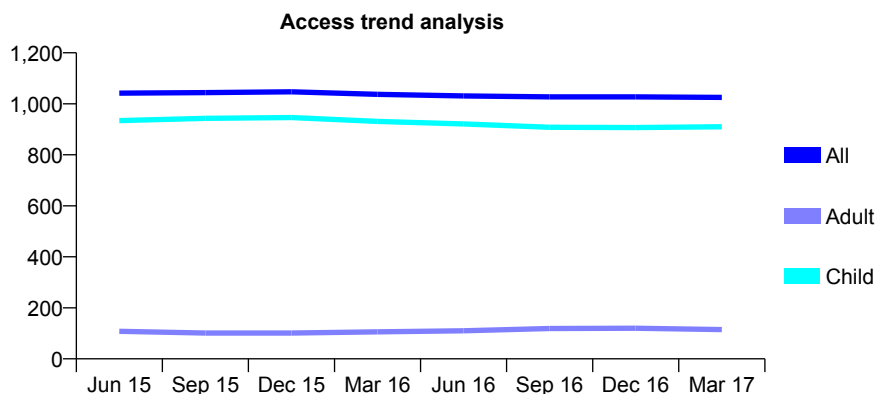
Q55 - Vital Signs At a Glance Contract Report for 813842/0002 - March 2017

Name or company name	MR DA DUNNING
Contract type name	GDS Contract
Purpose of contract	General and Orthodontic
Contract start date	01/04/2006
Contract end date	

16/17 Contracted general activity (UDA)	2,012
Carry forward general activity (UDA)	-40
16/17 Contracted orthodontic activity (UOA)	423
Carry forward orthodontic activity (UOA)	9
Baseline contract value	£71,224.79

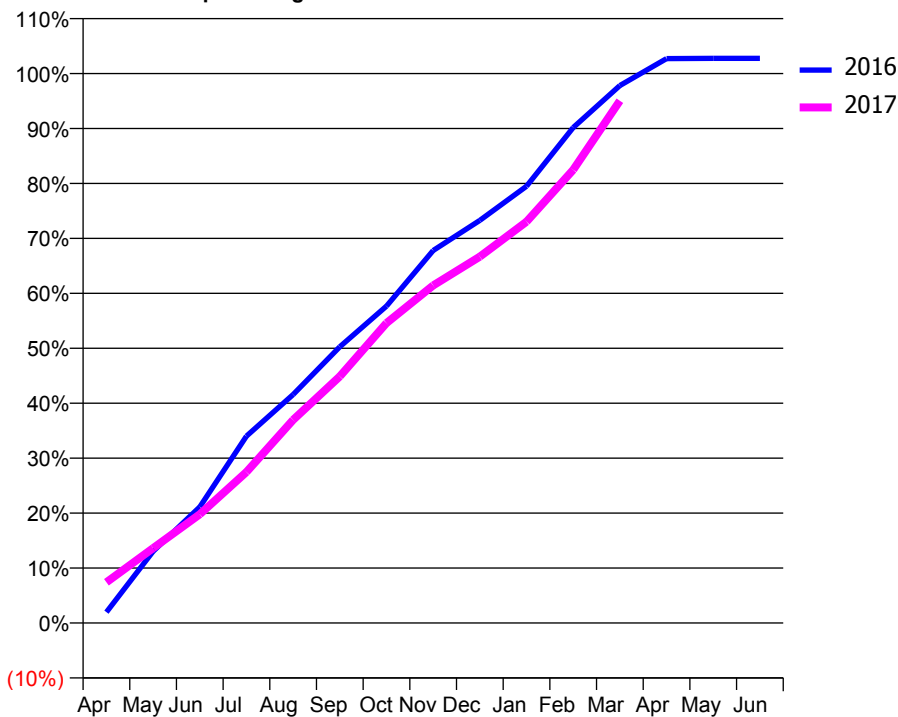
ACCESS*

Patients seen in 24 months	Total	Change since previous quarter
Quarter ending March 2016	1,037	
Quarter ending June 2016	1,031	→
Quarter ending September 2016	1,027	→
Quarter ending December 2016	1,027	→
Quarter ending March 2017	1,025	→
Variance since March 2016	(1.2%)	↓



ACTIVITY

Cumulative percentage of contracted UDA delivered 2016 & 2017



Month	Adjusted Scheduled Activity (UDA)	
	2016	2017
April	40	149
May	262	274
June	425	398
July	684	553
August	837	744
September	1,012	903
October	1,160	1,098
November	1,364	1,236
December	1,474	1,342
January	1,599	1,469
February	1,814	1,659
March	1,968	1,912
April	2,066	
May	2,067	
June	2,067	

QUALITY

	Quantity	Base Number	Contract	AT	Region	England
% of FP17s for the same patient ID Re-attending within 3 months - Children	110	1,532	7.2%	10.9%	12.0%	12.3%
% of FP17s for the same patient ID Re-attending within 3 months - Adults	2	49	4.1%	15.2%	16.0%	16.7%
% of FP17s for the same patient ID Re-attending between 3 & 9 months - Children	1,080	1,532	70.5%	61.3%	58.8%	57.6%
% of FP17s for the same patient ID Re-attending between 3 & 9 months - Adults	30	49	61.2%	54.8%	51.2%	50.1%
% of FP17s for Band 1 Urgent Courses	37	1,441	2.6%	7.0%	8.0%	9.1%
% of FP17s Relating to Free Repair or Replacements	0	1,441	0.0%	0.8%	0.8%	0.8%
% of FP17s Relating to Continuations	0	1,441	0.0%	1.6%	1.2%	1.2%
% of Patients satisfied with the dentistry they have received	0	1	N/A	92.3%	92.7%	92.8%
% of Patients satisfied with the time they had to wait for an appointment	0	1	N/A	88.0%	89.1%	88.7%

* This is based on patients treated on this contract for their most recent course of treatment. Figures in italics indicate the base number of FP17s or Patient Questionnaire responses are less than 100. N/A is shown where the base number of responses is less than 10 during the period. % is calculated as Quantity/Base number*100

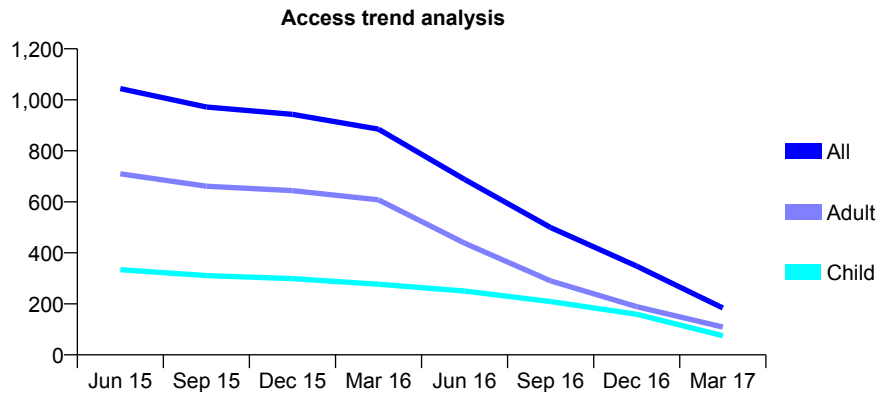
Q55 - Vital Signs At a Glance Contract Report for 819417/0001 - March 2017

Name or company name	MRS HM BAKER
Contract type name	GDS Contract
Purpose of contract	General
Contract start date	01/04/2006
Contract end date	

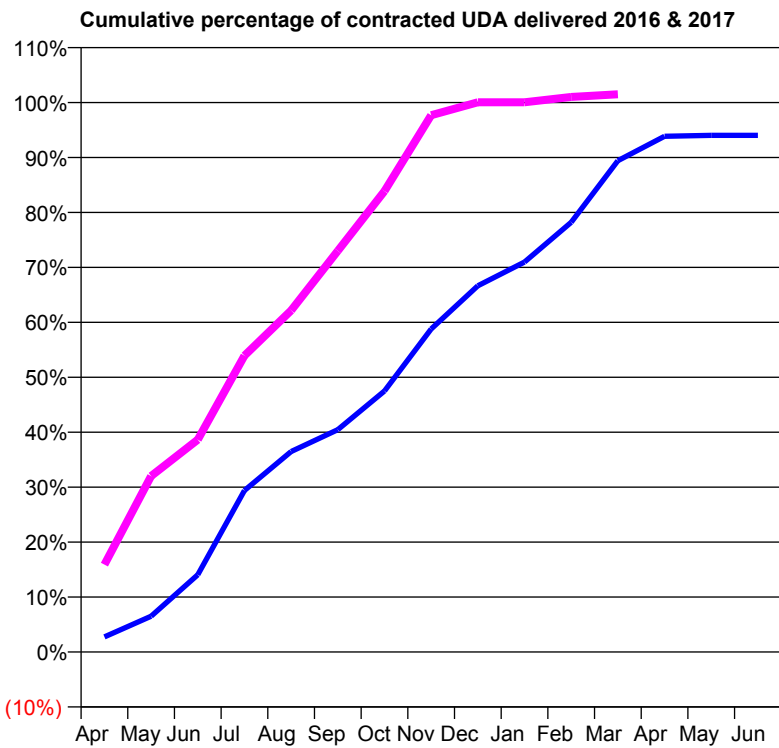
16/17 Contracted general activity (UDA)	617
Carry forward general activity (UDA)	0
16/17 Contracted orthodontic activity (UOA)	0
Carry forward orthodontic activity (UOA)	0
Baseline contract value	£13,793.37

ACCESS*

Patients seen in 24 months	Total	Change since previous quarter
Quarter ending March 2016	885	
Quarter ending June 2016	688	↓
Quarter ending September 2016	499	↓
Quarter ending December 2016	348	↓
Quarter ending March 2017	184	↓
Variance since March 2016	(79.2%)	↓



ACTIVITY



Month	Adjusted Scheduled Activity (UDA)	
	2016	2017
April	73	98
May	173	198
June	374	238
July	781	333
August	969	384
September	1,075	450
October	1,262	518
November	1,561	603
December	1,770	617
January	1,885	617
February	2,077	623
March	2,375	626
April	2,493	
May	2,497	
June	2,497	

QUALITY

	Quantity	Base Number	Contract	AT	Region	England
% of FP17s for the same patient ID Re-attending within 3 months - Children	12	223	5.4%	10.9%	12.0%	12.3%
% of FP17s for the same patient ID Re-attending within 3 months - Adults	17	258	6.6%	15.2%	16.0%	16.7%
% of FP17s for the same patient ID Re-attending between 3 & 9 months - Children	163	223	73.1%	61.3%	58.8%	57.6%
% of FP17s for the same patient ID Re-attending between 3 & 9 months - Adults	150	258	58.1%	54.8%	51.2%	50.1%
% of FP17s for Band 1 Urgent Courses	61	404	15.1%	7.0%	8.0%	9.1%
% of FP17s Relating to Free Repair or Replacements	1	404	0.2%	0.8%	0.8%	0.8%
% of FP17s Relating to Continuations	6	404	1.5%	1.6%	1.2%	1.2%
% of Patients satisfied with the dentistry they have received	0	0	N/A	92.3%	92.7%	92.8%
% of Patients satisfied with the time they had to wait for an appointment	0	0	N/A	88.0%	89.1%	88.7%

* This is based on patients treated on this contract for their most recent course of treatment. Figures in italics indicate the base number of FP17s or Patient Questionnaire responses are less than 100. N/A is shown where the base number of responses is less than 10 during the period. % is calculated as Quantity/Base number*100

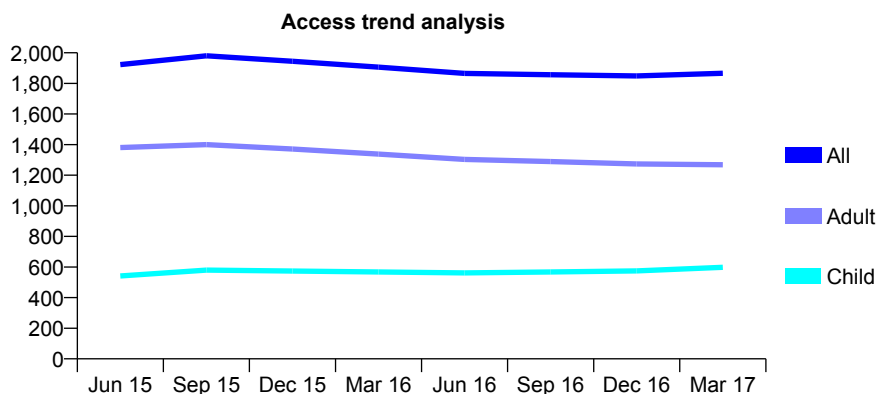
Q55 - Vital Signs At a Glance Contract Report for 819700/0001 - March 2017

Name or company name	MR JS SAGOO
Contract type name	GDS Contract
Purpose of contract	General
Contract start date	01/04/2006
Contract end date	

16/17 Contracted general activity (UDA)	5,119
Carry forward general activity (UDA)	-188
16/17 Contracted orthodontic activity (UOA)	0
Carry forward orthodontic activity (UOA)	0
Baseline contract value	£147,276.60

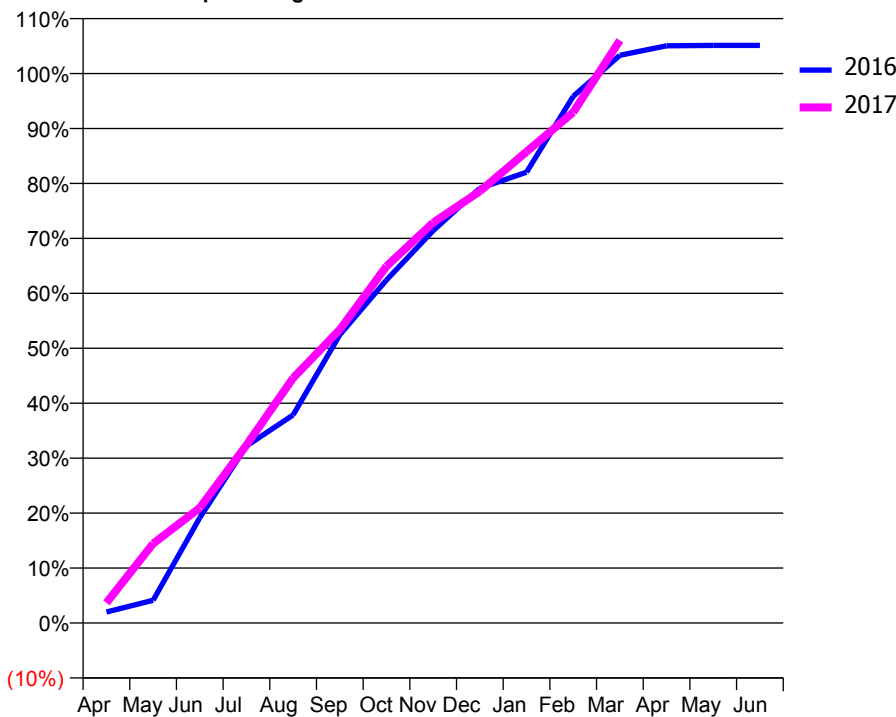
ACCESS*

Patients seen in 24 months	Total	Change since previous quarter
Quarter ending March 2016	1,906	
Quarter ending June 2016	1,865	↓
Quarter ending September 2016	1,857	→
Quarter ending December 2016	1,849	→
Quarter ending March 2017	1,866	→
Variance since March 2016	(2.1%)	↓



ACTIVITY

Cumulative percentage of contracted UDA delivered 2016 & 2017



Month	Adjusted Scheduled Activity (UDA)	
	2016	2017
April	102	188
May	212	740
June	980	1,073
July	1,650	1,657
August	1,938	2,282
September	2,685	2,734
October	3,196	3,323
November	3,655	3,730
December	4,051	4,022
January	4,199	4,390
February	4,907	4,758
March	5,289	5,428
April	5,377	
May	5,380	
June	5,380	

QUALITY

	Quantity	Base Number	Contract	AT	Region	England
% of FP17s for the same patient ID Re-attending within 3 months - Children	42	671	6.3%	10.9%	12.0%	12.3%
% of FP17s for the same patient ID Re-attending within 3 months - Adults	270	1,453	18.6%	15.2%	16.0%	16.7%
% of FP17s for the same patient ID Re-attending between 3 & 9 months - Children	237	671	35.3%	61.3%	58.8%	57.6%
% of FP17s for the same patient ID Re-attending between 3 & 9 months - Adults	545	1,453	37.5%	54.8%	51.2%	50.1%
% of FP17s for Band 1 Urgent Courses	153	2,092	7.3%	7.0%	8.0%	9.1%
% of FP17s Relating to Free Repair or Replacements	29	2,092	1.4%	0.8%	0.8%	0.8%
% of FP17s Relating to Continuations	52	2,092	2.5%	1.6%	1.2%	1.2%
% of Patients satisfied with the dentistry they have received	0	0	N/A	92.3%	92.7%	92.8%
% of Patients satisfied with the time they had to wait for an appointment	0	0	N/A	88.0%	89.1%	88.7%

* This is based on patients treated on this contract for their most recent course of treatment. Figures in italics indicate the base number of FP17s or Patient Questionnaire responses are less than 100. N/A is shown where the base number of responses is less than 10 during the period. % is calculated as Quantity/Base number*100

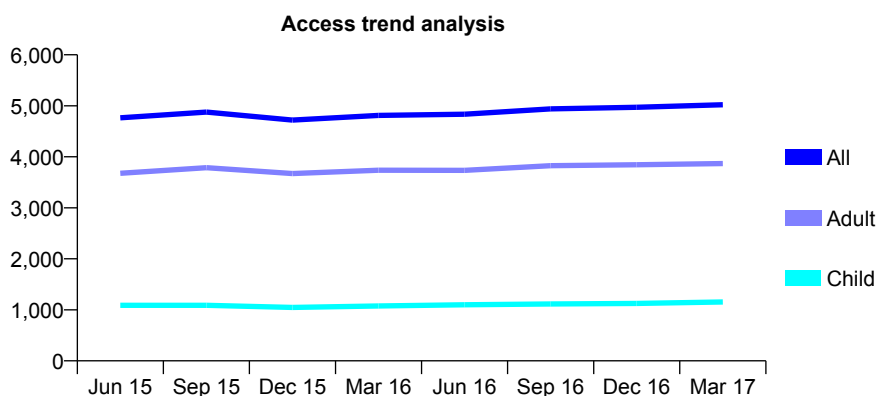
Q55 - Vital Signs At a Glance Contract Report for 819700/0002 - March 2017

Name or company name	MR JS SAGOO
Contract type name	GDS Contract
Purpose of contract	General
Contract start date	01/04/2006
Contract end date	

16/17 Contracted general activity (UDA)	13,394
Carry forward general activity (UDA)	0
16/17 Contracted orthodontic activity (UOA)	0
Carry forward orthodontic activity (UOA)	0
Baseline contract value	£328,412.75

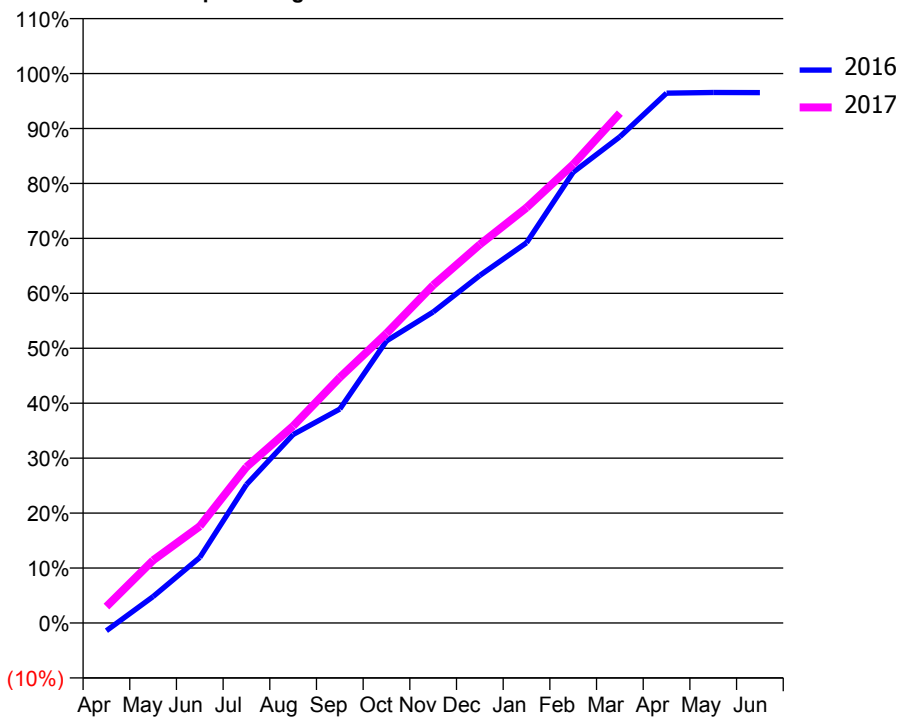
ACCESS*

Patients seen in 24 months	Total	Change since previous quarter
Quarter ending March 2016	4,813	
Quarter ending June 2016	4,834	→
Quarter ending September 2016	4,940	↑
Quarter ending December 2016	4,970	→
Quarter ending March 2017	5,022	→
Variance since March 2016	4.3%	↑



ACTIVITY

Cumulative percentage of contracted UDA delivered 2016 & 2017



Adjusted Scheduled Activity (UDA)

Month	2016	2017
April	-190	401
May	645	1,529
June	1,599	2,359
July	3,374	3,803
August	4,595	4,804
September	5,214	5,986
October	6,877	7,060
November	7,580	8,234
December	8,470	9,227
January	9,268	10,123
February	10,987	11,179
March	11,852	12,427
April	12,914	
May	12,930	
June	12,927	

QUALITY

	Quantity	Base Number	Contract	AT	Region	England
% of FP17s for the same patient ID Re-attending within 3 months - Children	101	1,511	6.7%	10.9%	12.0%	12.3%
% of FP17s for the same patient ID Re-attending within 3 months - Adults	637	5,072	12.6%	15.2%	16.0%	16.7%
% of FP17s for the same patient ID Re-attending between 3 & 9 months - Children	618	1,511	40.9%	61.3%	58.8%	57.6%
% of FP17s for the same patient ID Re-attending between 3 & 9 months - Adults	2,454	5,072	48.4%	54.8%	51.2%	50.1%
% of FP17s for Band 1 Urgent Courses	366	6,082	6.0%	7.0%	8.0%	9.1%
% of FP17s Relating to Free Repair or Replacements	24	6,082	0.4%	0.8%	0.8%	0.8%
% of FP17s Relating to Continuations	103	6,082	1.7%	1.6%	1.2%	1.2%
% of Patients satisfied with the dentistry they have received	7	7	N/A	92.3%	92.7%	92.8%
% of Patients satisfied with the time they had to wait for an appointment	7	7	N/A	88.0%	89.1%	88.7%

* This is based on patients treated on this contract for their most recent course of treatment. Figures in italics indicate the base number of FP17s or Patient Questionnaire responses are less than 100. N/A is shown where the base number of responses is less than 10 during the period. % is calculated as Quantity/Base number*100

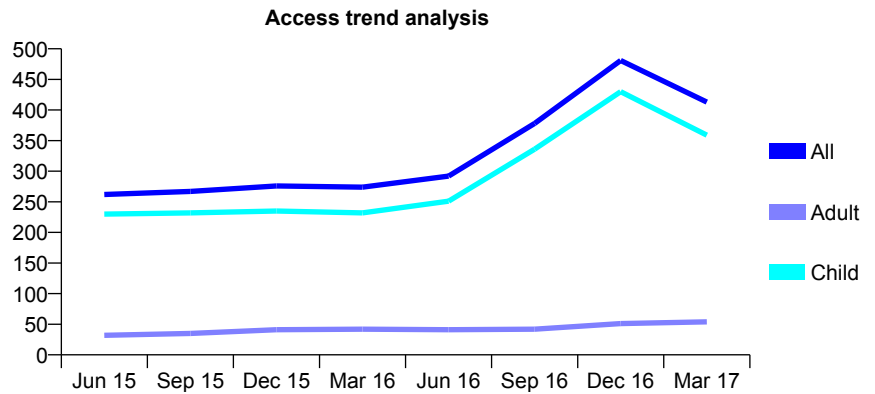
Q55 - Vital Signs At a Glance Contract Report for 820113/0001 - March 2017

Name or company name	MISS EC TUCKLEY
Contract type name	GDS Contract
Purpose of contract	General
Contract start date	01/04/2006
Contract end date	31/01/2017

16/17 Contracted general activity (UDA)	687
Carry forward general activity (UDA)	0
16/17 Contracted orthodontic activity (UOA)	0
Carry forward orthodontic activity (UOA)	0
Baseline contract value	£18,441.87

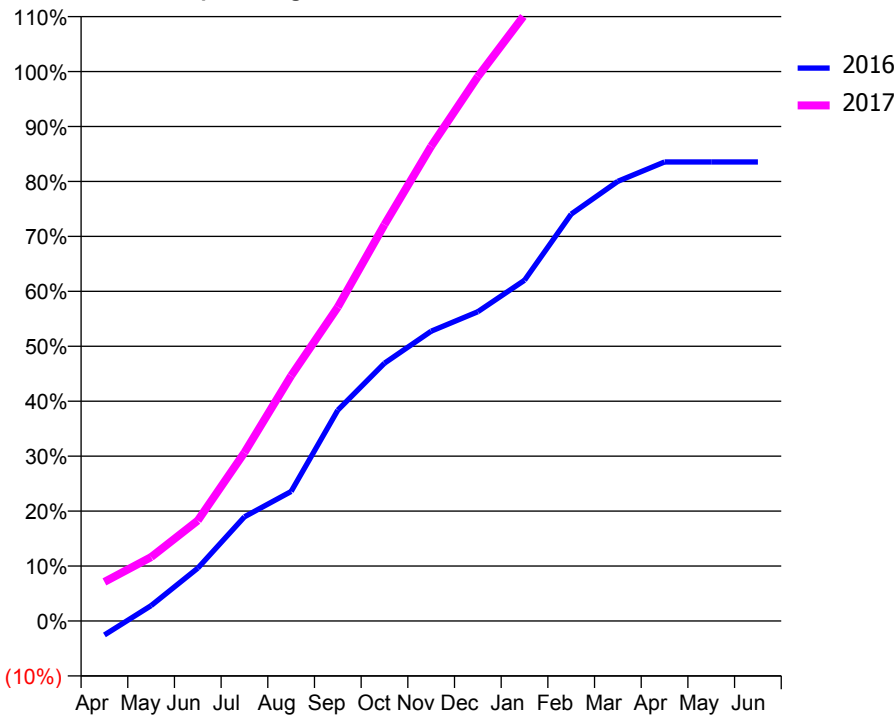
ACCESS*

Patients seen in 24 months	Total	Change since previous quarter
Quarter ending March 2016	274	
Quarter ending June 2016	292	↑
Quarter ending September 2016	378	↑
Quarter ending December 2016	481	↑
Quarter ending March 2017	413	↓
Variance since March 2016	50.7%	↑



ACTIVITY

Cumulative percentage of contracted UDA delivered 2016 & 2017



Month	Adjusted Scheduled Activity (UDA)	
	2016	2017
April	-21	49
May	23	80
June	79	126
July	156	211
August	194	307
September	316	393
October	387	496
November	435	594
December	464	681
January	511	758
February	610	794
March	659	794
April	688	
May	688	
June	688	

QUALITY

	Quantity	Base Number	Contract	AT	Region	England
% of FP17s for the same patient ID Re-attending within 3 months - Children	44	633	7.0%	10.9%	12.0%	12.3%
% of FP17s for the same patient ID Re-attending within 3 months - Adults	0	0	N/A	15.2%	16.0%	16.7%
% of FP17s for the same patient ID Re-attending between 3 & 9 months - Children	258	633	40.8%	61.3%	58.8%	57.6%
% of FP17s for the same patient ID Re-attending between 3 & 9 months - Adults	0	0	N/A	54.8%	51.2%	50.1%
% of FP17s for Band 1 Urgent Courses	3	612	0.5%	7.0%	8.0%	9.1%
% of FP17s Relating to Free Repair or Replacements	0	612	0.0%	0.8%	0.8%	0.8%
% of FP17s Relating to Continuations	12	612	2.0%	1.6%	1.2%	1.2%
% of Patients satisfied with the dentistry they have received	0	0	N/A	92.3%	92.7%	92.8%
% of Patients satisfied with the time they had to wait for an appointment	0	0	N/A	88.0%	89.1%	88.7%

* This is based on patients treated on this contract for their most recent course of treatment. Figures in italics indicate the base number of FP17s or Patient Questionnaire responses are less than 100. N/A is shown where the base number of responses is less than 10 during the period. % is calculated as Quantity/Base number*100

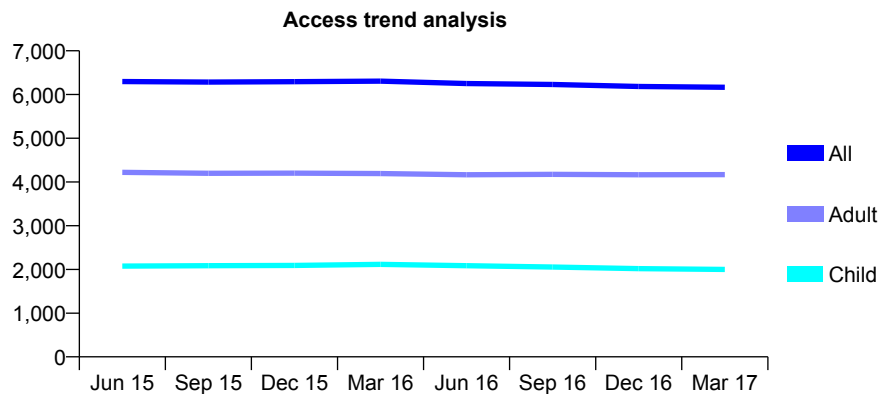
Q55 - Vital Signs At a Glance Contract Report for 825050/0001 - March 2017

Name or company name	MR LS MASTERSON
Contract type name	GDS Contract
Purpose of contract	General
Contract start date	01/04/2006
Contract end date	

16/17 Contracted general activity (UDA)	18,209
Carry forward general activity (UDA)	0
16/17 Contracted orthodontic activity (UOA)	0
Carry forward orthodontic activity (UOA)	0
Baseline contract value	£430,945.39

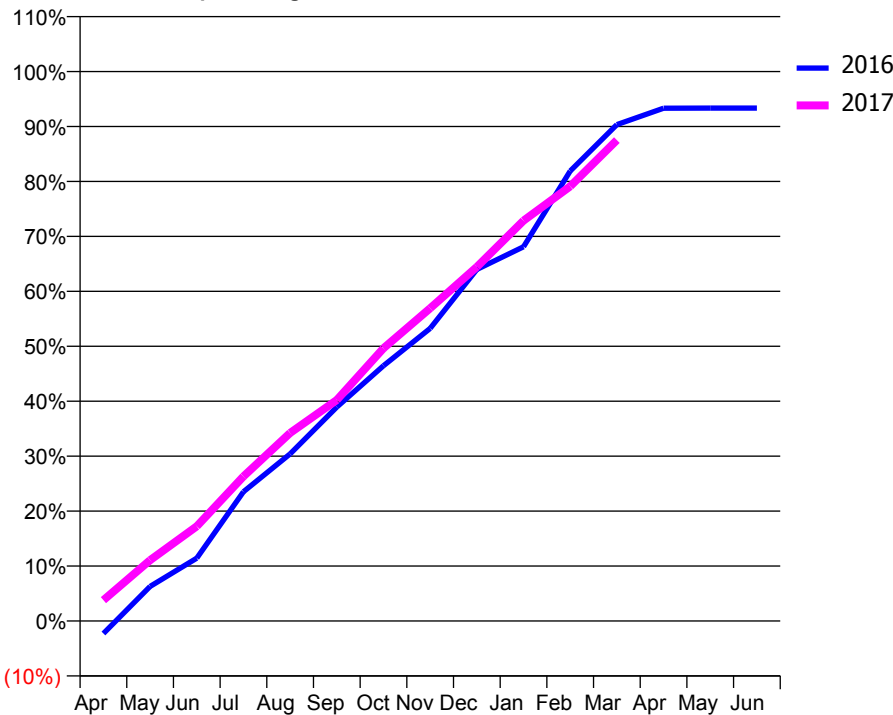
ACCESS*

Patients seen in 24 months	Total	Change since previous quarter
Quarter ending March 2016	6,306	
Quarter ending June 2016	6,251	→
Quarter ending September 2016	6,230	→
Quarter ending December 2016	6,184	→
Quarter ending March 2017	6,165	→
Variance since March 2016	(2.2%)	↓



ACTIVITY

Cumulative percentage of contracted UDA delivered 2016 & 2017



Month	Adjusted Scheduled Activity (UDA)	
	2016	2017
April	-419	692
May	1,148	2,019
June	2,084	3,138
July	4,283	4,791
August	5,540	6,233
September	7,090	7,322
October	8,459	9,039
November	9,696	10,366
December	11,651	11,733
January	12,403	13,267
February	14,912	14,404
March	16,450	15,935
April	16,994	
May	16,998	
June	16,999	

QUALITY

	Quantity	Base Number	Contract	AT	Region	England
% of FP17s for the same patient ID Re-attending within 3 months - Children	389	3,445	11.3%	10.9%	12.0%	12.3%
% of FP17s for the same patient ID Re-attending within 3 months - Adults	1,405	7,450	18.9%	15.2%	16.0%	16.7%
% of FP17s for the same patient ID Re-attending between 3 & 9 months - Children	2,365	3,445	68.7%	61.3%	58.8%	57.6%
% of FP17s for the same patient ID Re-attending between 3 & 9 months - Adults	5,044	7,450	67.7%	54.8%	51.2%	50.1%
% of FP17s for Band 1 Urgent Courses	1,130	10,552	10.7%	7.0%	8.0%	9.1%
% of FP17s Relating to Free Repair or Replacements	131	10,552	1.2%	0.8%	0.8%	0.8%
% of FP17s Relating to Continuations	144	10,552	1.4%	1.6%	1.2%	1.2%
% of Patients satisfied with the dentistry they have received	19	20	95.0%	92.3%	92.7%	92.8%
% of Patients satisfied with the time they had to wait for an appointment	19	20	95.0%	88.0%	89.1%	88.7%

* This is based on patients treated on this contract for their most recent course of treatment. Figures in italics indicate the base number of FP17s or Patient Questionnaire responses are less than 100. N/A is shown where the base number of responses is less than 10 during the period. % is calculated as Quantity/Base number*100

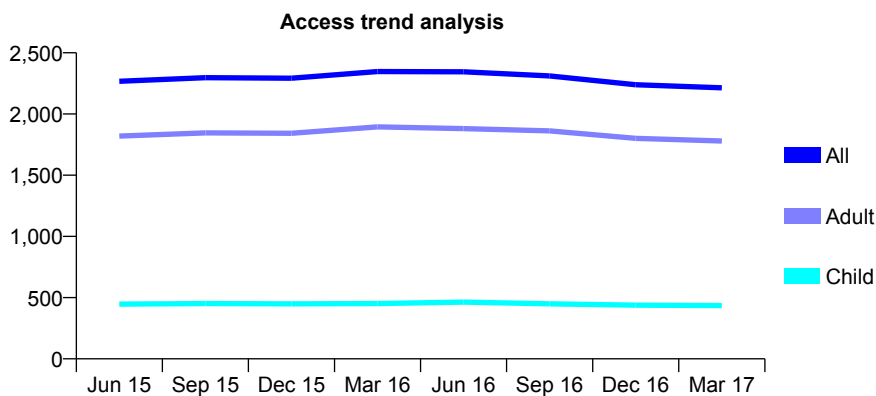
Q55 - Vital Signs At a Glance Contract Report for 829048/0002 - March 2017

Name or company name	MR BS CHATHA
Contract type name	GDS Contract
Purpose of contract	General
Contract start date	01/10/2007
Contract end date	

16/17 Contracted general activity (UDA)	9,028
Carry forward general activity (UDA)	183
16/17 Contracted orthodontic activity (UOA)	0
Carry forward orthodontic activity (UOA)	0
Baseline contract value	£250,064.18

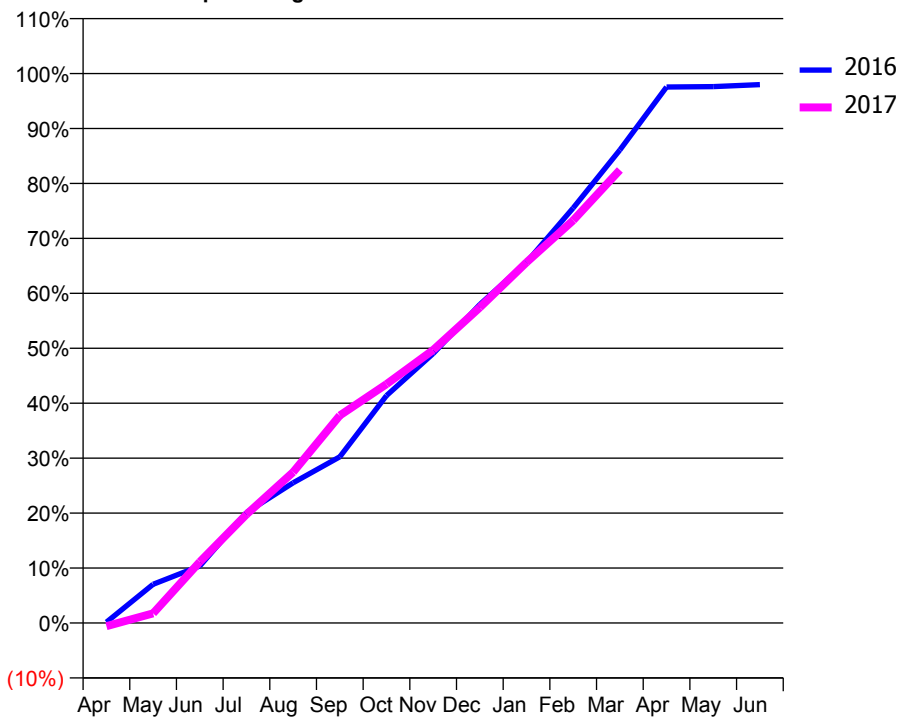
ACCESS*

Patients seen in 24 months	Total	Change since previous quarter
Quarter ending March 2016	2,347	
Quarter ending June 2016	2,345	→
Quarter ending September 2016	2,311	↓
Quarter ending December 2016	2,239	↓
Quarter ending March 2017	2,214	↓
Variance since March 2016	(5.7%)	↓



ACTIVITY

Cumulative percentage of contracted UDA delivered 2016 & 2017



Month	Adjusted Scheduled Activity (UDA)	
	2016	2017
April	15	-54
May	637	159
June	936	1,004
July	1,814	1,784
August	2,303	2,479
September	2,731	3,411
October	3,736	3,926
November	4,427	4,486
December	5,232	5,184
January	5,928	5,925
February	6,819	6,616
March	7,772	7,444
April	8,807	
May	8,812	
June	8,845	

QUALITY

	Quantity	Base Number	Contract	AT	Region	England
% of FP17s for the same patient ID Re-attending within 3 months - Children	47	678	6.9%	10.9%	12.0%	12.3%
% of FP17s for the same patient ID Re-attending within 3 months - Adults	699	3,072	22.8%	15.2%	16.0%	16.7%
% of FP17s for the same patient ID Re-attending between 3 & 9 months - Children	438	678	64.6%	61.3%	58.8%	57.6%
% of FP17s for the same patient ID Re-attending between 3 & 9 months - Adults	1,706	3,072	55.5%	54.8%	51.2%	50.1%
% of FP17s for Band 1 Urgent Courses	88	3,328	2.6%	7.0%	8.0%	9.1%
% of FP17s Relating to Free Repair or Replacements	74	3,328	2.2%	0.8%	0.8%	0.8%
% of FP17s Relating to Continuations	271	3,328	8.1%	1.6%	1.2%	1.2%
% of Patients satisfied with the dentistry they have received	8	9	N/A	92.3%	92.7%	92.8%
% of Patients satisfied with the time they had to wait for an appointment	9	9	N/A	88.0%	89.1%	88.7%

* This is based on patients treated on this contract for their most recent course of treatment. Figures in italics indicate the base number of FP17s or Patient Questionnaire responses are less than 100. N/A is shown where the base number of responses is less than 10 during the period. % is calculated as Quantity/Base number*100

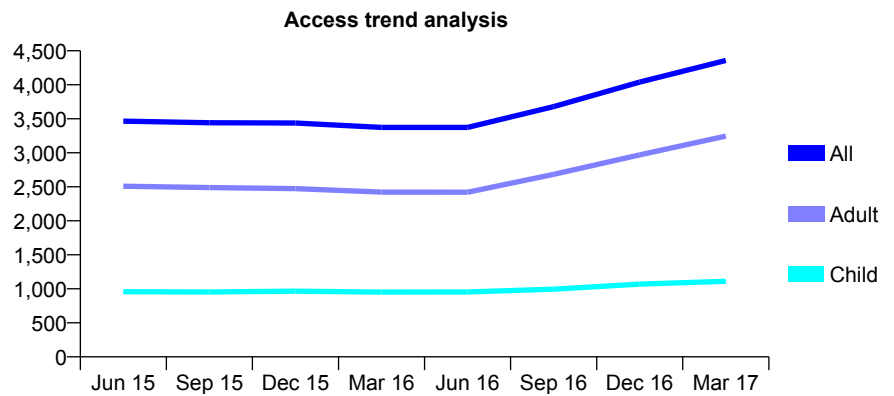
Q55 - Vital Signs At a Glance Contract Report for 830798/0001 - March 2017

Name or company name	MISS LC WESTON
Contract type name	GDS Contract
Purpose of contract	General
Contract start date	01/04/2006
Contract end date	31/03/2017

16/17 Contracted general activity (UDA)	17,496
Carry forward general activity (UDA)	-350
16/17 Contracted orthodontic activity (UOA)	0
Carry forward orthodontic activity (UOA)	0
Baseline contract value	£779,930.50

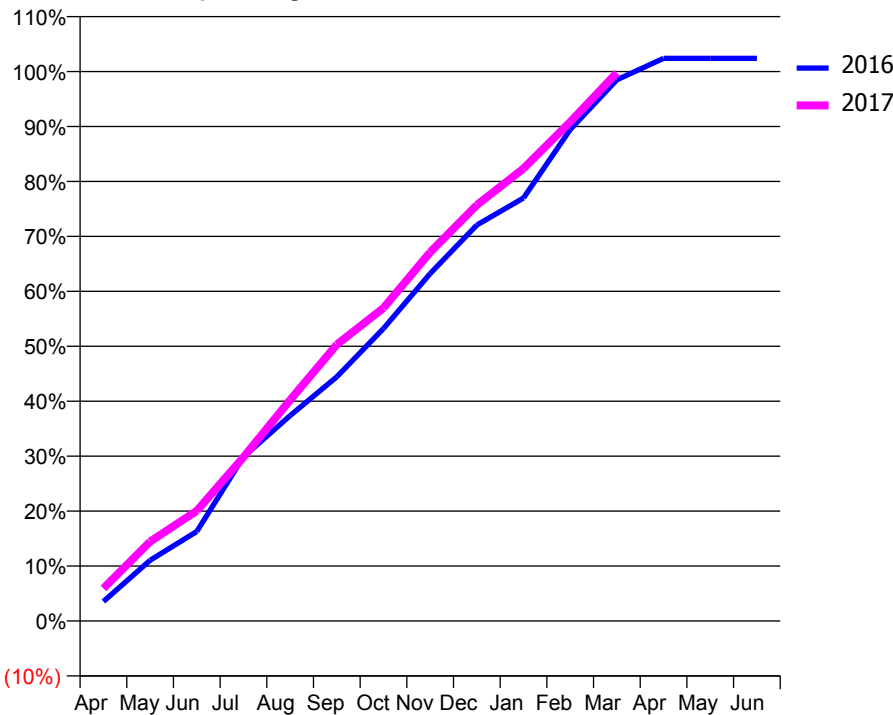
ACCESS*

Patients seen in 24 months	Total	Change since previous quarter
Quarter ending March 2016	3,373	
Quarter ending June 2016	3,373	→
Quarter ending September 2016	3,679	↑
Quarter ending December 2016	4,040	↑
Quarter ending March 2017	4,357	↑
Variance since March 2016	29.2%	↑



ACTIVITY

Cumulative percentage of contracted UDA delivered 2016 & 2017



Month	Adjusted Scheduled Activity (UDA)	
	2016	2017
April	622	1,039
May	1,934	2,530
June	2,853	3,511
July	5,226	5,216
August	6,542	7,038
September	7,776	8,803
October	9,312	9,967
November	11,064	11,741
December	12,607	13,244
January	13,472	14,409
February	15,649	15,891
March	17,232	17,456
April	17,914	
May	17,914	
June	17,917	

QUALITY

	Quantity	Base Number	Contract	AT	Region	England
% of FP17s for the same patient ID Re-attending within 3 months - Children	119	2,412	4.9%	10.9%	12.0%	12.3%
% of FP17s for the same patient ID Re-attending within 3 months - Adults	726	5,637	12.9%	15.2%	16.0%	16.7%
% of FP17s for the same patient ID Re-attending between 3 & 9 months - Children	1,861	2,412	77.2%	61.3%	58.8%	57.6%
% of FP17s for the same patient ID Re-attending between 3 & 9 months - Adults	3,687	5,637	65.4%	54.8%	51.2%	50.1%
% of FP17s for Band 1 Urgent Courses	517	7,731	6.7%	7.0%	8.0%	9.1%
% of FP17s Relating to Free Repair or Replacements	48	7,731	0.6%	0.8%	0.8%	0.8%
% of FP17s Relating to Continuations	48	7,731	0.6%	1.6%	1.2%	1.2%
% of Patients satisfied with the dentistry they have received	9	9	N/A	92.3%	92.7%	92.8%
% of Patients satisfied with the time they had to wait for an appointment	9	9	N/A	88.0%	89.1%	88.7%

* This is based on patients treated on this contract for their most recent course of treatment. Figures in italics indicate the base number of FP17s or Patient Questionnaire responses are less than 100. N/A is shown where the base number of responses is less than 10 during the period. % is calculated as Quantity/Base number*100

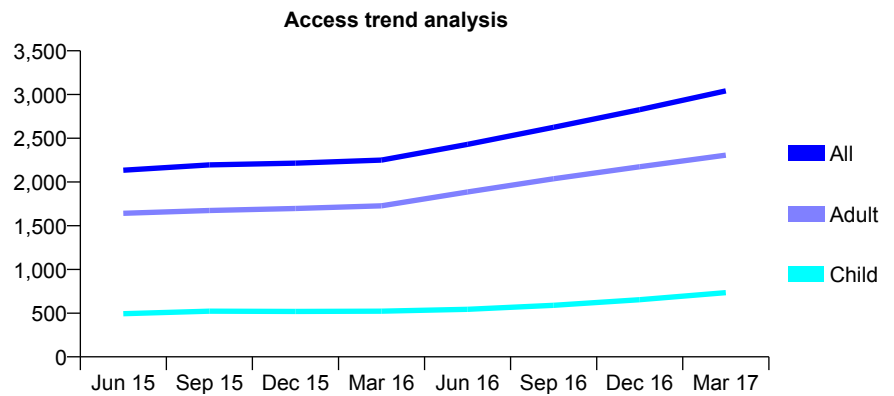
Q55 - Vital Signs At a Glance Contract Report for 833517/0001 - March 2017

Name or company name	MISS NS FRY
Contract type name	GDS Contract
Purpose of contract	General
Contract start date	01/04/2006
Contract end date	

16/17 Contracted general activity (UDA)	8,960
Carry forward general activity (UDA)	0
16/17 Contracted orthodontic activity (UOA)	0
Carry forward orthodontic activity (UOA)	0
Baseline contract value	£203,205.57

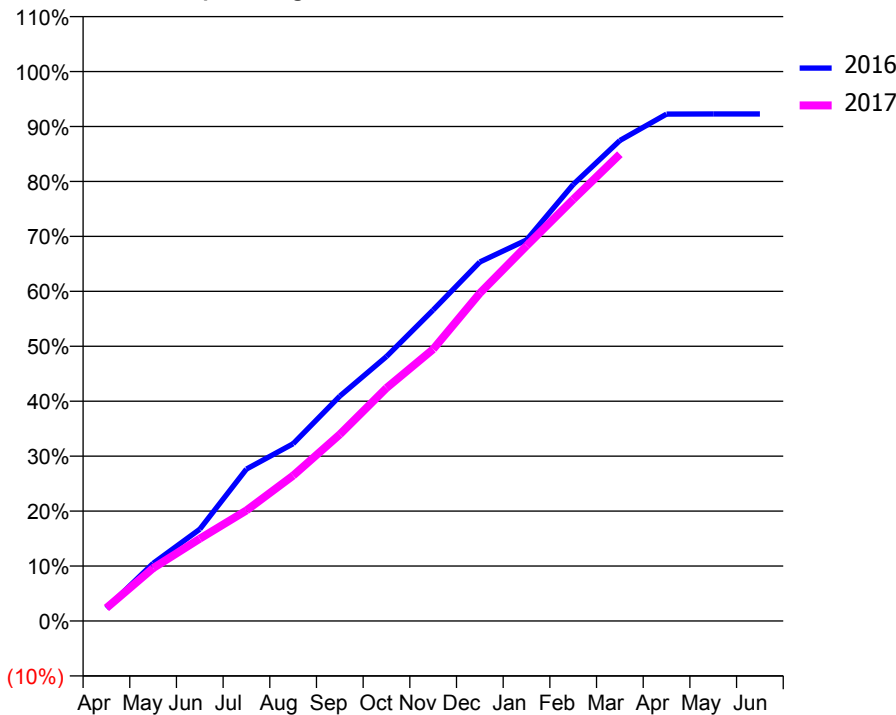
ACCESS*

Patients seen in 24 months	Total	Change since previous quarter
Quarter ending March 2016	2,250	
Quarter ending June 2016	2,430	↑
Quarter ending September 2016	2,626	↑
Quarter ending December 2016	2,827	↑
Quarter ending March 2017	3,041	↑
Variance since March 2016	35.2%	↑



ACTIVITY

Cumulative percentage of contracted UDA delivered 2016 & 2017



Month	Adjusted Scheduled Activity (UDA)	
	2016	2017
April	160	211
May	726	863
June	1,157	1,342
July	1,914	1,804
August	2,232	2,371
September	2,833	3,043
October	3,332	3,799
November	3,917	4,432
December	4,522	5,345
January	4,800	6,118
February	5,498	6,874
March	6,052	7,612
April	6,385	
May	6,386	
June	6,386	

QUALITY

	Quantity	Base Number	Contract	AT	Region	England
% of FP17s for the same patient ID Re-attending within 3 months - Children	81	1,228	6.6%	10.9%	12.0%	12.3%
% of FP17s for the same patient ID Re-attending within 3 months - Adults	595	3,993	14.9%	15.2%	16.0%	16.7%
% of FP17s for the same patient ID Re-attending between 3 & 9 months - Children	735	1,228	59.9%	61.3%	58.8%	57.6%
% of FP17s for the same patient ID Re-attending between 3 & 9 months - Adults	2,153	3,993	53.9%	54.8%	51.2%	50.1%
% of FP17s for Band 1 Urgent Courses	533	5,000	10.7%	7.0%	8.0%	9.1%
% of FP17s Relating to Free Repair or Replacements	35	5,000	0.7%	0.8%	0.8%	0.8%
% of FP17s Relating to Continuations	47	5,000	0.9%	1.6%	1.2%	1.2%
% of Patients satisfied with the dentistry they have received	6	6	N/A	92.3%	92.7%	92.8%
% of Patients satisfied with the time they had to wait for an appointment	5	6	N/A	88.0%	89.1%	88.7%

* This is based on patients treated on this contract for their most recent course of treatment. Figures in italics indicate the base number of FP17s or Patient Questionnaire responses are less than 100. N/A is shown where the base number of responses is less than 10 during the period. % is calculated as Quantity/Base number*100

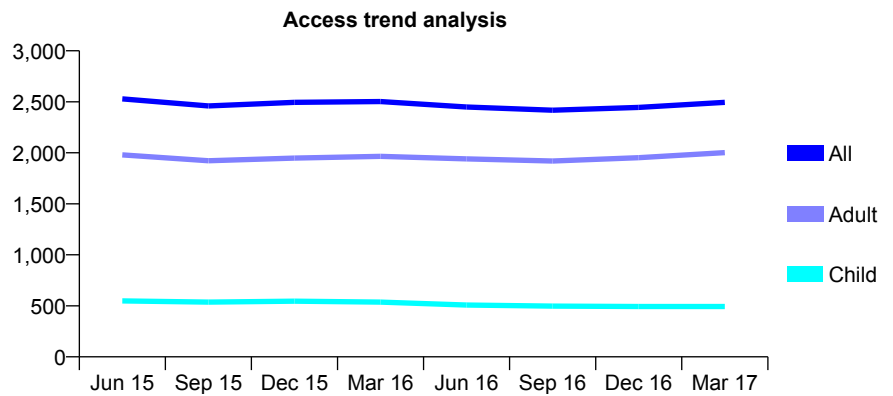
Q55 - Vital Signs At a Glance Contract Report for 836117/0001 - March 2017

Name or company name	MR RS RUPRA
Contract type name	GDS Contract
Purpose of contract	General
Contract start date	01/10/2007
Contract end date	

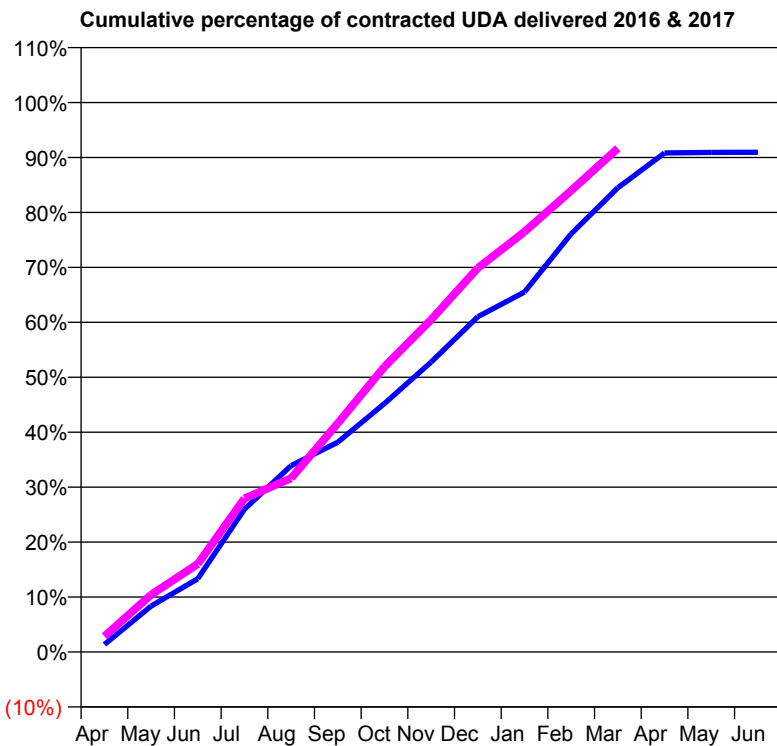
16/17 Contracted general activity (UDA)	9,028
Carry forward general activity (UDA)	0
16/17 Contracted orthodontic activity (UOA)	0
Carry forward orthodontic activity (UOA)	0
Baseline contract value	£250,064.18

ACCESS*

Patients seen in 24 months	Total	Change since previous quarter
Quarter ending March 2016	2,502	
Quarter ending June 2016	2,449	↓
Quarter ending September 2016	2,418	↓
Quarter ending December 2016	2,445	→
Quarter ending March 2017	2,495	↑
Variance since March 2016	(0.3%)	→



ACTIVITY



Month	Adjusted Scheduled Activity (UDA)	
	2016	2017
April	123	257
May	755	942
June	1,205	1,448
July	2,346	2,523
August	3,061	2,855
September	3,447	3,759
October	4,082	4,687
November	4,764	5,460
December	5,509	6,309
January	5,915	6,905
February	6,872	7,582
March	7,628	8,275
April	8,200	
May	8,208	
June	8,210	

QUALITY

	Quantity	Base Number	Contract	AT	Region	England
% of FP17s for the same patient ID Re-attending within 3 months - Children	129	958	13.5%	10.9%	12.0%	12.3%
% of FP17s for the same patient ID Re-attending within 3 months - Adults	677	3,684	18.4%	15.2%	16.0%	16.7%
% of FP17s for the same patient ID Re-attending between 3 & 9 months - Children	545	958	56.9%	61.3%	58.8%	57.6%
% of FP17s for the same patient ID Re-attending between 3 & 9 months - Adults	2,080	3,684	56.5%	54.8%	51.2%	50.1%
% of FP17s for Band 1 Urgent Courses	137	4,376	3.1%	7.0%	8.0%	9.1%
% of FP17s Relating to Free Repair or Replacements	56	4,376	1.3%	0.8%	0.8%	0.8%
% of FP17s Relating to Continuations	224	4,376	5.1%	1.6%	1.2%	1.2%
% of Patients satisfied with the dentistry they have received	7	7	N/A	92.3%	92.7%	92.8%
% of Patients satisfied with the time they had to wait for an appointment	7	7	N/A	88.0%	89.1%	88.7%

* This is based on patients treated on this contract for their most recent course of treatment. Figures in italics indicate the base number of FP17s or Patient Questionnaire responses are less than 100. N/A is shown where the base number of responses is less than 10 during the period. % is calculated as Quantity/Base number*100

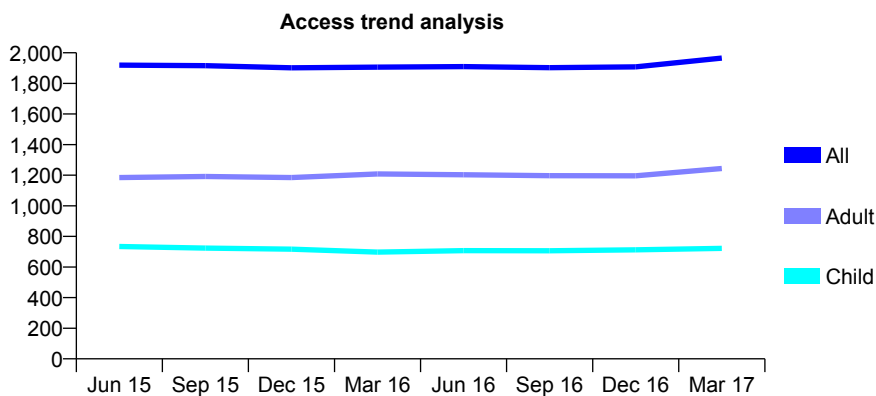
Q55 - Vital Signs At a Glance Contract Report for 836362/0001 - March 2017

Name or company name	MR MM OSMAN
Contract type name	GDS Contract
Purpose of contract	General
Contract start date	01/04/2006
Contract end date	

16/17 Contracted general activity (UDA)	5,819
Carry forward general activity (UDA)	223
16/17 Contracted orthodontic activity (UOA)	0
Carry forward orthodontic activity (UOA)	0
Baseline contract value	£129,378.24

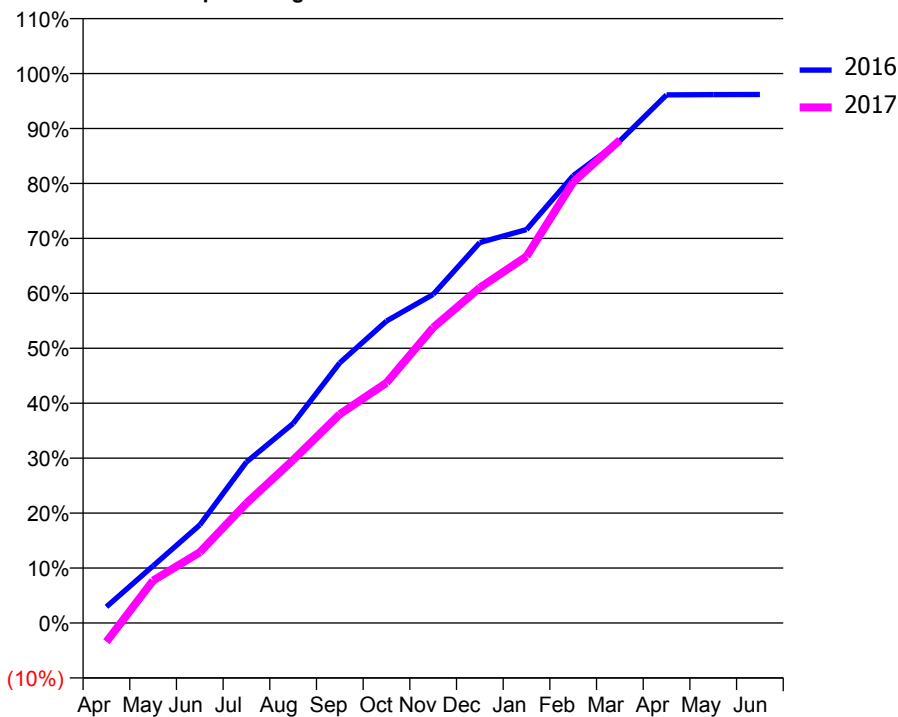
ACCESS*

Patients seen in 24 months	Total	Change since previous quarter
Quarter ending March 2016	1,906	
Quarter ending June 2016	1,910	→
Quarter ending September 2016	1,903	→
Quarter ending December 2016	1,908	→
Quarter ending March 2017	1,966	↑
Variance since March 2016	3.1%	↑



ACTIVITY

Cumulative percentage of contracted UDA delivered 2016 & 2017



Month	Adjusted Scheduled Activity (UDA)	
	2016	2017
April	172	-199
May	604	450
June	1,038	749
July	1,705	1,268
August	2,114	1,726
September	2,756	2,211
October	3,197	2,544
November	3,480	3,129
December	4,029	3,551
January	4,167	3,883
February	4,737	4,669
March	5,105	5,114
April	5,593	
May	5,595	
June	5,596	

QUALITY

	Quantity	Base Number	Contract	AT	Region	England
% of FP17s for the same patient ID Re-attending within 3 months - Children	130	1,414	9.2%	10.9%	12.0%	12.3%
% of FP17s for the same patient ID Re-attending within 3 months - Adults	215	1,812	11.9%	15.2%	16.0%	16.7%
% of FP17s for the same patient ID Re-attending between 3 & 9 months - Children	958	1,414	67.8%	61.3%	58.8%	57.6%
% of FP17s for the same patient ID Re-attending between 3 & 9 months - Adults	960	1,812	53.0%	54.8%	51.2%	50.1%
% of FP17s for Band 1 Urgent Courses	197	2,924	6.7%	7.0%	8.0%	9.1%
% of FP17s Relating to Free Repair or Replacements	8	2,924	0.3%	0.8%	0.8%	0.8%
% of FP17s Relating to Continuations	9	2,924	0.3%	1.6%	1.2%	1.2%
% of Patients satisfied with the dentistry they have received	1	2	N/A	92.3%	92.7%	92.8%
% of Patients satisfied with the time they had to wait for an appointment	2	2	N/A	88.0%	89.1%	88.7%

* This is based on patients treated on this contract for their most recent course of treatment. Figures in italics indicate the base number of FP17s or Patient Questionnaire responses are less than 100. N/A is shown where the base number of responses is less than 10 during the period. % is calculated as Quantity/Base number*100

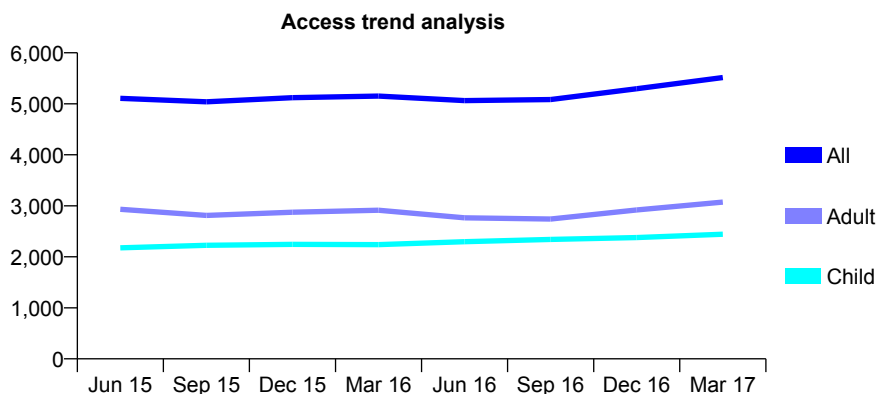
Q55 - Vital Signs At a Glance Contract Report for 860298/0001 - March 2017

Name or company name	MR KS BOLA
Contract type name	GDS Contract
Purpose of contract	General
Contract start date	30/01/2011
Contract end date	

16/17 Contracted general activity (UDA)	16,594
Carry forward general activity (UDA)	-173
16/17 Contracted orthodontic activity (UOA)	0
Carry forward orthodontic activity (UOA)	0
Baseline contract value	£444,735.88

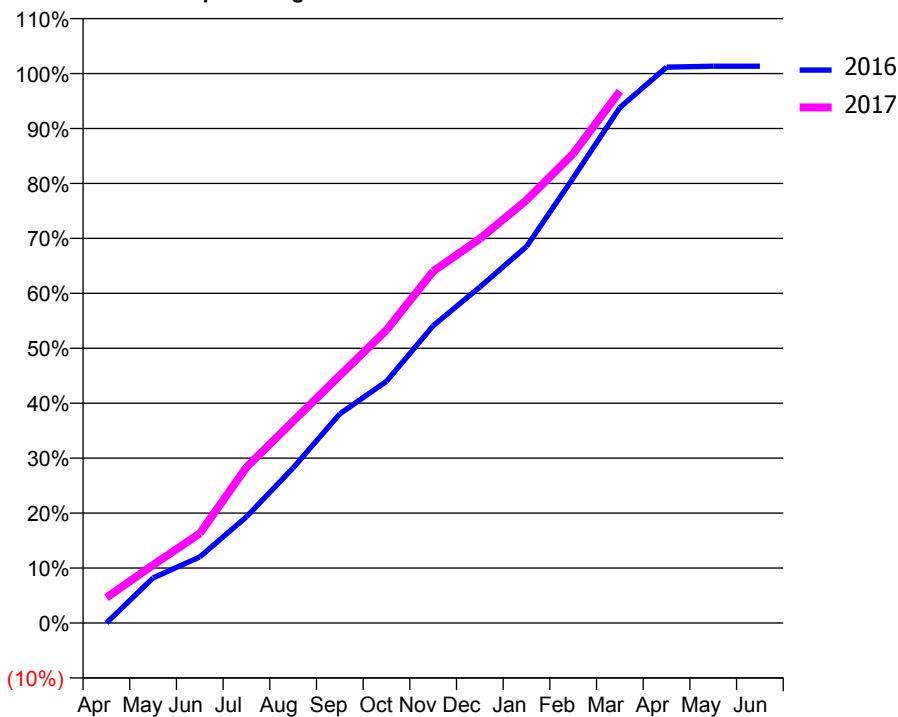
ACCESS*

Patients seen in 24 months	Total	Change since previous quarter
Quarter ending March 2016	5,151	
Quarter ending June 2016	5,064	↓
Quarter ending September 2016	5,083	→
Quarter ending December 2016	5,295	↑
Quarter ending March 2017	5,516	↑
Variance since March 2016	7.1%	↑



ACTIVITY

Cumulative percentage of contracted UDA delivered 2016 & 2017



Month	Adjusted Scheduled Activity (UDA)	
	2016	2017
April	0	765
May	1,061	1,753
June	1,555	2,705
July	2,499	4,705
August	3,651	6,095
September	4,920	7,474
October	5,687	8,845
November	6,994	10,620
December	7,904	11,605
January	8,856	12,772
February	10,467	14,172
March	12,126	16,055
April	13,076	
May	13,097	
June	13,099	

QUALITY

	Quantity	Base Number	Contract	AT	Region	England
% of FP17s for the same patient ID Re-attending within 3 months - Children	280	4,083	6.9%	10.9%	12.0%	12.3%
% of FP17s for the same patient ID Re-attending within 3 months - Adults	617	5,135	12.0%	15.2%	16.0%	16.7%
% of FP17s for the same patient ID Re-attending between 3 & 9 months - Children	2,563	4,083	62.8%	61.3%	58.8%	57.6%
% of FP17s for the same patient ID Re-attending between 3 & 9 months - Adults	3,313	5,135	64.5%	54.8%	51.2%	50.1%
% of FP17s for Band 1 Urgent Courses	532	8,773	6.1%	7.0%	8.0%	9.1%
% of FP17s Relating to Free Repair or Replacements	33	8,773	0.4%	0.8%	0.8%	0.8%
% of FP17s Relating to Continuations	58	8,773	0.7%	1.6%	1.2%	1.2%
% of Patients satisfied with the dentistry they have received	92	101	91.1%	92.3%	92.7%	92.8%
% of Patients satisfied with the time they had to wait for an appointment	94	101	93.1%	88.0%	89.1%	88.7%

* This is based on patients treated on this contract for their most recent course of treatment. Figures in italics indicate the base number of FP17s or Patient Questionnaire responses are less than 100. N/A is shown where the base number of responses is less than 10 during the period. % is calculated as Quantity/Base number*100

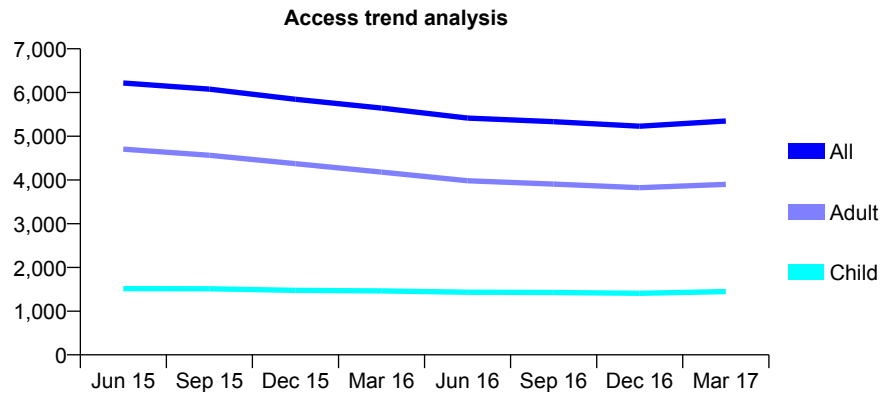
Q55 - Vital Signs At a Glance Contract Report for 860549/0001 - March 2017

Name or company name	MR CJ NAVARRO
Contract type name	GDS Contract
Purpose of contract	General
Contract start date	01/04/2006
Contract end date	

16/17 Contracted general activity (UDA)	15,500
Carry forward general activity (UDA)	0
16/17 Contracted orthodontic activity (UOA)	0
Carry forward orthodontic activity (UOA)	0
Baseline contract value	£410,183.06

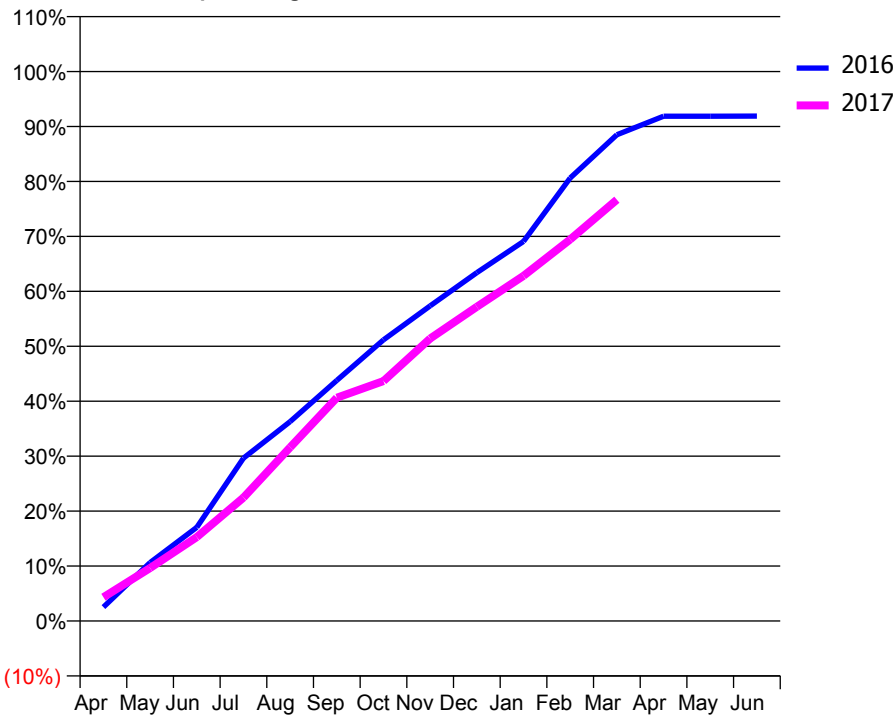
ACCESS*

Patients seen in 24 months	Total	Change since previous quarter
Quarter ending March 2016	5,643	
Quarter ending June 2016	5,414	↓
Quarter ending September 2016	5,333	↓
Quarter ending December 2016	5,230	↓
Quarter ending March 2017	5,347	↑
Variance since March 2016	(5.2%)	↓



ACTIVITY

Cumulative percentage of contracted UDA delivered 2016 & 2017



Month	Adjusted Scheduled Activity (UDA)	
	2016	2017
April	393	671
May	1,649	1,495
June	2,642	2,367
July	4,593	3,482
August	5,626	4,901
September	6,786	6,298
October	7,930	6,769
November	8,889	7,967
December	9,827	8,865
January	10,708	9,738
February	12,499	10,762
March	13,717	11,883
April	14,237	
May	14,239	
June	14,241	

QUALITY

	Quantity	Base Number	Contract	AT	Region	England
% of FP17s for the same patient ID Re-attending within 3 months - Children	95	2,025	4.7%	10.9%	12.0%	12.3%
% of FP17s for the same patient ID Re-attending within 3 months - Adults	657	5,228	12.6%	15.2%	16.0%	16.7%
% of FP17s for the same patient ID Re-attending between 3 & 9 months - Children	1,292	2,025	63.8%	61.3%	58.8%	57.6%
% of FP17s for the same patient ID Re-attending between 3 & 9 months - Adults	3,190	5,228	61.0%	54.8%	51.2%	50.1%
% of FP17s for Band 1 Urgent Courses	308	6,114	5.0%	7.0%	8.0%	9.1%
% of FP17s Relating to Free Repair or Replacements	56	6,114	0.9%	0.8%	0.8%	0.8%
% of FP17s Relating to Continuations	58	6,114	0.9%	1.6%	1.2%	1.2%
% of Patients satisfied with the dentistry they have received	5	7	N/A	92.3%	92.7%	92.8%
% of Patients satisfied with the time they had to wait for an appointment	4	7	N/A	88.0%	89.1%	88.7%

* This is based on patients treated on this contract for their most recent course of treatment. Figures in italics indicate the base number of FP17s or Patient Questionnaire responses are less than 100. N/A is shown where the base number of responses is less than 10 during the period. % is calculated as Quantity/Base number*100

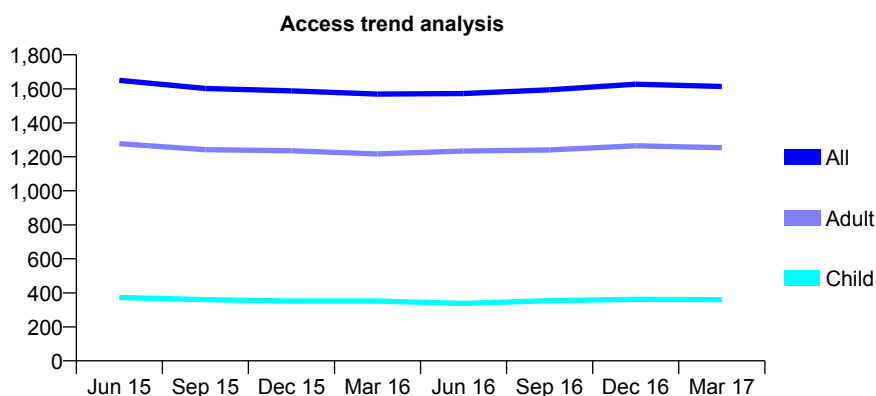
Q55 - Vital Signs At a Glance Contract Report for 861901/0001 - March 2017

Name or company name	MRS A EIMANI
Contract type name	GDS Contract
Purpose of contract	General
Contract start date	01/09/2009
Contract end date	

16/17 Contracted general activity (UDA)	9,000
Carry forward general activity (UDA)	353
16/17 Contracted orthodontic activity (UOA)	0
Carry forward orthodontic activity (UOA)	0
Baseline contract value	£213,071.13

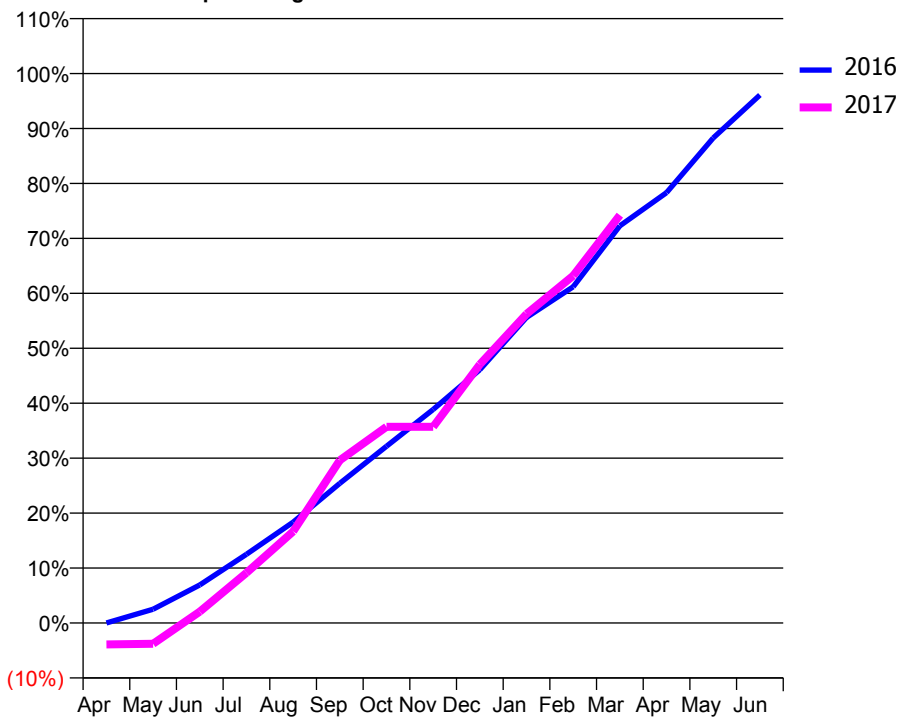
ACCESS*

Patients seen in 24 months	Total	Change since previous quarter
Quarter ending March 2016	1,569	
Quarter ending June 2016	1,572	→
Quarter ending September 2016	1,594	→
Quarter ending December 2016	1,627	↑
Quarter ending March 2017	1,614	→
Variance since March 2016	2.9%	↑



ACTIVITY

Cumulative percentage of contracted UDA delivered 2016 & 2017



Month	Adjusted Scheduled Activity (UDA)	
	2016	2017
April	0	-353
May	226	-341
June	624	187
July	1,126	822
August	1,652	1,499
September	2,287	2,665
October	2,895	3,213
November	3,498	3,213
December	4,149	4,235
January	5,004	5,061
February	5,508	5,689
March	6,506	6,680
April	7,050	
May	7,945	
June	8,647	

QUALITY

	Quantity	Base Number	Contract	AT	Region	England
% of FP17s for the same patient ID Re-attending within 3 months - Children	60	525	11.4%	10.9%	12.0%	12.3%
% of FP17s for the same patient ID Re-attending within 3 months - Adults	336	1,809	18.6%	15.2%	16.0%	16.7%
% of FP17s for the same patient ID Re-attending between 3 & 9 months - Children	278	525	53.0%	61.3%	58.8%	57.6%
% of FP17s for the same patient ID Re-attending between 3 & 9 months - Adults	843	1,809	46.6%	54.8%	51.2%	50.1%
% of FP17s for Band 1 Urgent Courses	181	1,924	9.4%	7.0%	8.0%	9.1%
% of FP17s Relating to Free Repair or Replacements	9	1,924	0.5%	0.8%	0.8%	0.8%
% of FP17s Relating to Continuations	36	1,924	1.9%	1.6%	1.2%	1.2%
% of Patients satisfied with the dentistry they have received	3	3	N/A	92.3%	92.7%	92.8%
% of Patients satisfied with the time they had to wait for an appointment	3	3	N/A	88.0%	89.1%	88.7%

* This is based on patients treated on this contract for their most recent course of treatment. Figures in italics indicate the base number of FP17s or Patient Questionnaire responses are less than 100. N/A is shown where the base number of responses is less than 10 during the period. % is calculated as Quantity/Base number*100

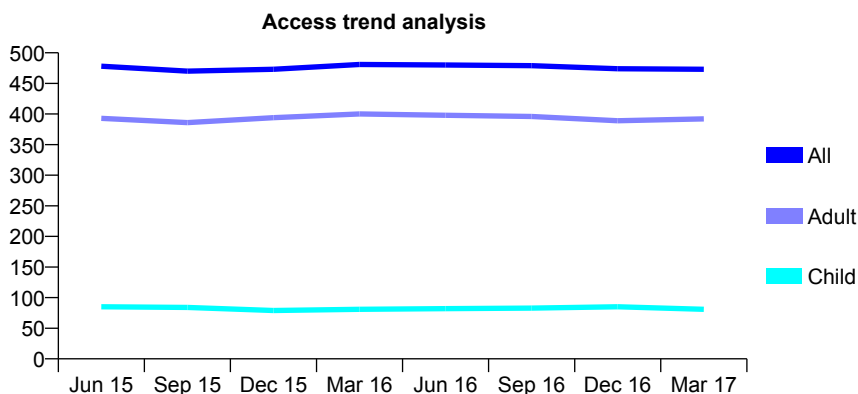
Q55 - Vital Signs At a Glance Contract Report for 898457/0001 - March 2017

Name or company name	MR ND MCLEAN
Contract type name	GDS Contract
Purpose of contract	General
Contract start date	01/04/2006
Contract end date	

16/17 Contracted general activity (UDA)	1,374
Carry forward general activity (UDA)	0
16/17 Contracted orthodontic activity (UOA)	0
Carry forward orthodontic activity (UOA)	0
Baseline contract value	£29,660.40

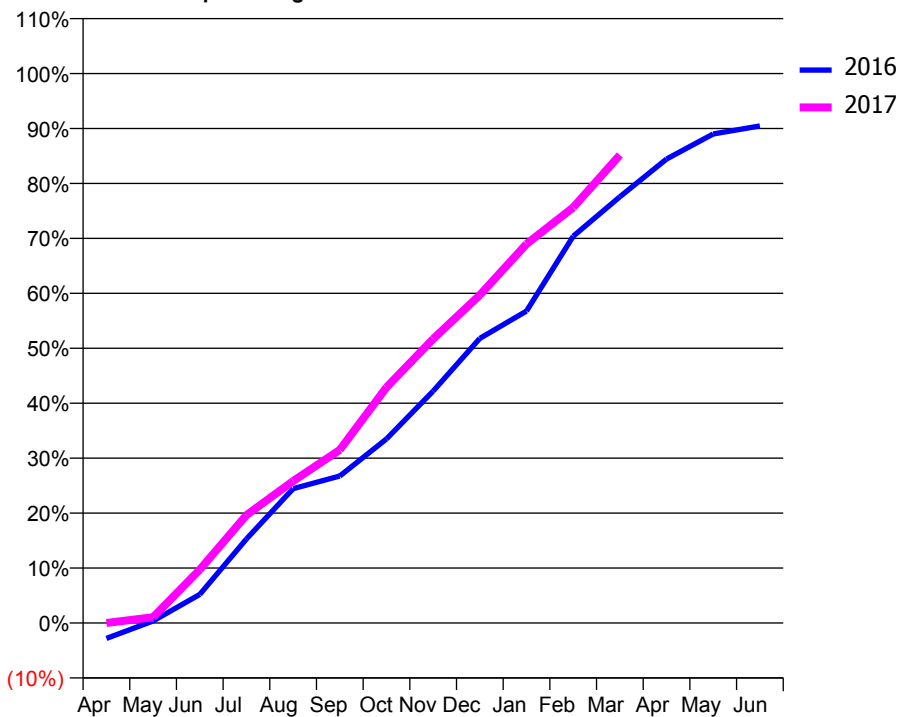
ACCESS*

Patients seen in 24 months	Total	Change since previous quarter
Quarter ending March 2016	481	
Quarter ending June 2016	480	→
Quarter ending September 2016	479	→
Quarter ending December 2016	474	↓
Quarter ending March 2017	473	→
Variance since March 2016	(1.7%)	↓



ACTIVITY

Cumulative percentage of contracted UDA delivered 2016 & 2017



Month	Adjusted Scheduled Activity (UDA)	
	2016	2017
April	-39	0
May	5	14
June	71	134
July	210	270
August	336	355
September	368	433
October	460	589
November	580	710
December	712	820
January	780	948
February	967	1,039
March	1,066	1,170
April	1,160	
May	1,223	
June	1,243	

QUALITY

	Quantity	Base Number	Contract	AT	Region	England
% of FP17s for the same patient ID Re-attending within 3 months - Children	8	126	6.3%	10.9%	12.0%	12.3%
% of FP17s for the same patient ID Re-attending within 3 months - Adults	129	686	18.8%	15.2%	16.0%	16.7%
% of FP17s for the same patient ID Re-attending between 3 & 9 months - Children	96	126	76.2%	61.3%	58.8%	57.6%
% of FP17s for the same patient ID Re-attending between 3 & 9 months - Adults	426	686	62.1%	54.8%	51.2%	50.1%
% of FP17s for Band 1 Urgent Courses	113	699	16.2%	7.0%	8.0%	9.1%
% of FP17s Relating to Free Repair or Replacements	43	699	6.2%	0.8%	0.8%	0.8%
% of FP17s Relating to Continuations	10	699	1.4%	1.6%	1.2%	1.2%
% of Patients satisfied with the dentistry they have received	4	4	N/A	92.3%	92.7%	92.8%
% of Patients satisfied with the time they had to wait for an appointment	4	4	N/A	88.0%	89.1%	88.7%

* This is based on patients treated on this contract for their most recent course of treatment. Figures in italics indicate the base number of FP17s or Patient Questionnaire responses are less than 100. N/A is shown where the base number of responses is less than 10 during the period. % is calculated as Quantity/Base number*100

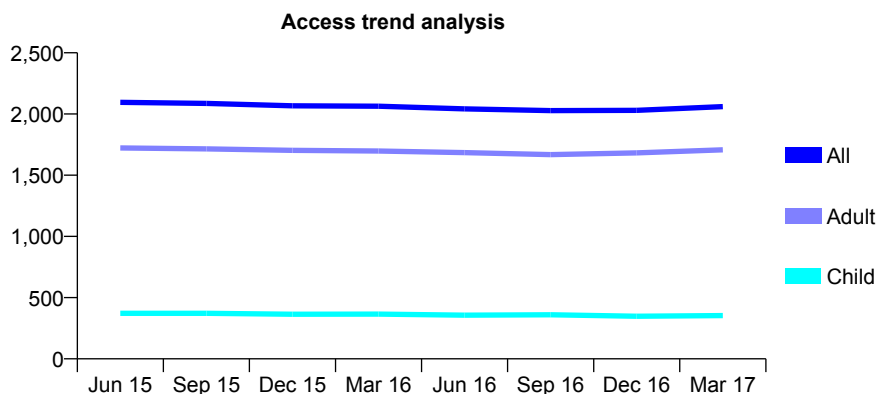
Q55 - Vital Signs At a Glance Contract Report for 907200/0001 - March 2017

Name or company name	MRS CY BIRCH
Contract type name	GDS Contract
Purpose of contract	General
Contract start date	01/04/2006
Contract end date	

16/17 Contracted general activity (UDA)	4,973
Carry forward general activity (UDA)	-99
16/17 Contracted orthodontic activity (UOA)	0
Carry forward orthodontic activity (UOA)	0
Baseline contract value	£121,257.72

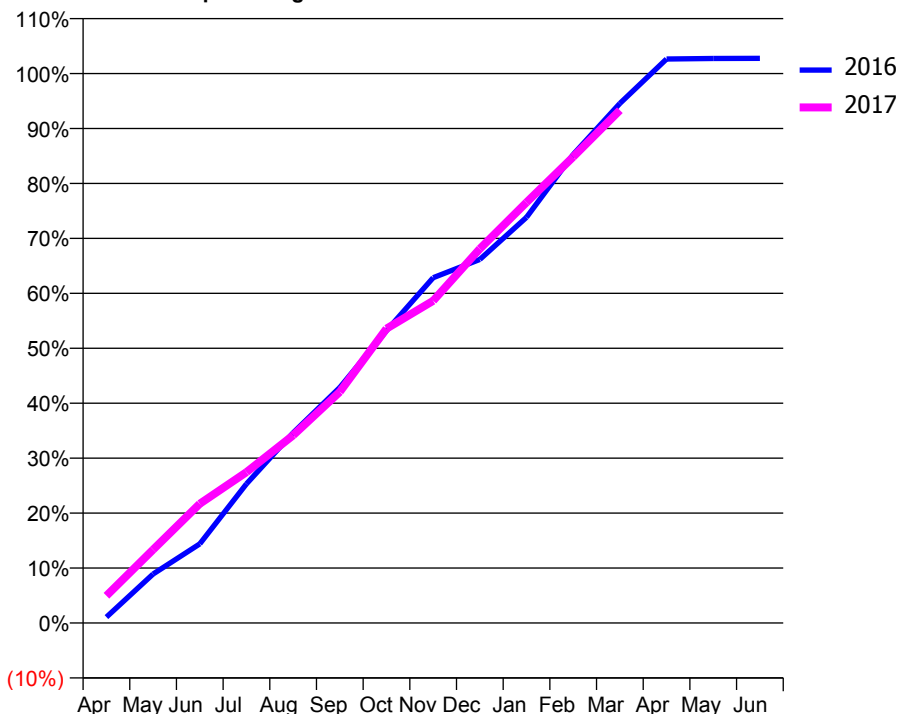
ACCESS*

Patients seen in 24 months	Total	Change since previous quarter
Quarter ending March 2016	2,064	
Quarter ending June 2016	2,042	↓
Quarter ending September 2016	2,028	→
Quarter ending December 2016	2,030	→
Quarter ending March 2017	2,061	→
Variance since March 2016	(0.1%)	→



ACTIVITY

Cumulative percentage of contracted UDA delivered 2016 & 2017



Month	Adjusted Scheduled Activity (UDA)	
	2016	2017
April	54	247
May	443	665
June	717	1,079
July	1,260	1,365
August	1,722	1,699
September	2,132	2,092
October	2,646	2,664
November	3,125	2,917
December	3,290	3,387
January	3,672	3,807
February	4,240	4,218
March	4,702	4,640
April	5,104	
May	5,109	
June	5,110	

QUALITY

	Quantity	Base Number	Contract	AT	Region	England
% of FP17s for the same patient ID Re-attending within 3 months - Children	36	517	7.0%	10.9%	12.0%	12.3%
% of FP17s for the same patient ID Re-attending within 3 months - Adults	328	2,298	14.3%	15.2%	16.0%	16.7%
% of FP17s for the same patient ID Re-attending between 3 & 9 months - Children	316	517	61.1%	61.3%	58.8%	57.6%
% of FP17s for the same patient ID Re-attending between 3 & 9 months - Adults	1,193	2,298	51.9%	54.8%	51.2%	50.1%
% of FP17s for Band 1 Urgent Courses	211	2,574	8.2%	7.0%	8.0%	9.1%
% of FP17s Relating to Free Repair or Replacements	37	2,574	1.4%	0.8%	0.8%	0.8%
% of FP17s Relating to Continuations	36	2,574	1.4%	1.6%	1.2%	1.2%
% of Patients satisfied with the dentistry they have received	16	16	100.0%	92.3%	92.7%	92.8%
% of Patients satisfied with the time they had to wait for an appointment	15	16	93.8%	88.0%	89.1%	88.7%

* This is based on patients treated on this contract for their most recent course of treatment. Figures in italics indicate the base number of FP17s or Patient Questionnaire responses are less than 100. N/A is shown where the base number of responses is less than 10 during the period. % is calculated as Quantity/Base number*100

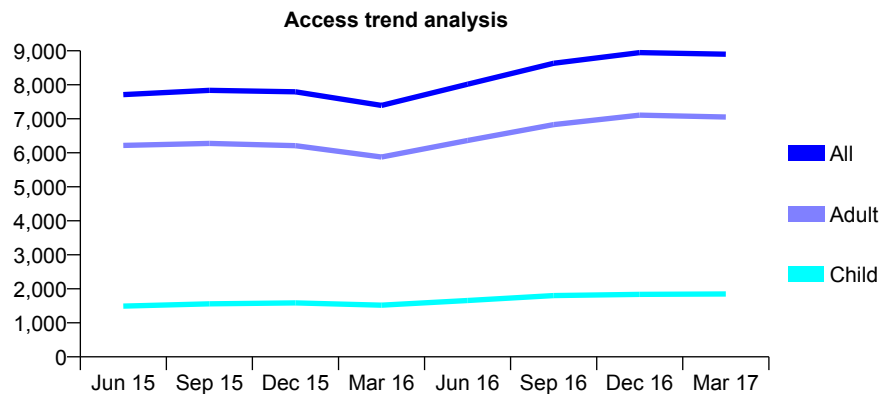
Q55 - Vital Signs At a Glance Contract Report for 911216/0001 - March 2017

Name or company name	MR K MANTLE
Contract type name	GDS Contract
Purpose of contract	General
Contract start date	01/04/2006
Contract end date	

16/17 Contracted general activity (UDA)	26,501
Carry forward general activity (UDA)	573
16/17 Contracted orthodontic activity (UOA)	0
Carry forward orthodontic activity (UOA)	0
Baseline contract value	£665,678.94

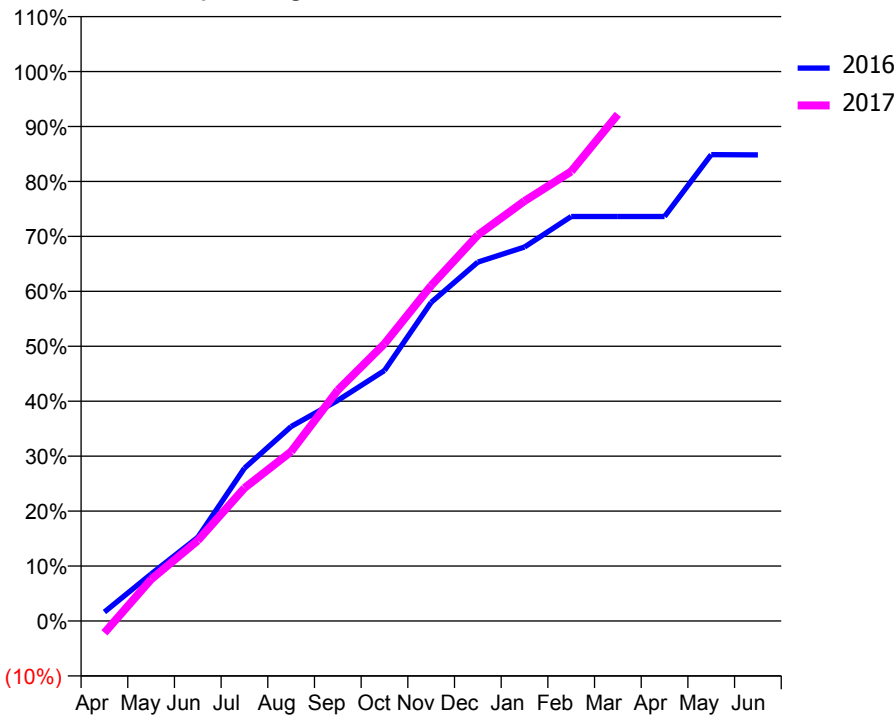
ACCESS*

Patients seen in 24 months	Total	Change since previous quarter
Quarter ending March 2016	7,396	
Quarter ending June 2016	8,017	↑
Quarter ending September 2016	8,633	↑
Quarter ending December 2016	8,948	↑
Quarter ending March 2017	8,899	→
Variance since March 2016	20.3%	↑



ACTIVITY

Cumulative percentage of contracted UDA delivered 2016 & 2017



Month	Adjusted Scheduled Activity (UDA)	
	2016	2017
April	431	-573
May	2,267	2,010
June	4,033	3,879
July	7,370	6,416
August	9,377	8,171
September	10,640	11,137
October	12,081	13,370
November	15,369	16,180
December	17,311	18,614
January	18,037	20,253
February	19,506	21,681
March	19,506	24,431
April	19,506	
May	22,490	
June	22,478	

QUALITY

	Quantity	Base Number	Contract	AT	Region	England
% of FP17s for the same patient ID Re-attending within 3 months - Children	133	3,319	4.0%	10.9%	12.0%	12.3%
% of FP17s for the same patient ID Re-attending within 3 months - Adults	1,062	11,200	9.5%	15.2%	16.0%	16.7%
% of FP17s for the same patient ID Re-attending between 3 & 9 months - Children	1,891	3,319	57.0%	61.3%	58.8%	57.6%
% of FP17s for the same patient ID Re-attending between 3 & 9 months - Adults	4,881	11,200	43.6%	54.8%	51.2%	50.1%
% of FP17s for Band 1 Urgent Courses	437	11,951	3.7%	7.0%	8.0%	9.1%
% of FP17s Relating to Free Repair or Replacements	155	11,951	1.3%	0.8%	0.8%	0.8%
% of FP17s Relating to Continuations	152	11,951	1.3%	1.6%	1.2%	1.2%
% of Patients satisfied with the dentistry they have received	21	22	95.5%	92.3%	92.7%	92.8%
% of Patients satisfied with the time they had to wait for an appointment	20	22	90.9%	88.0%	89.1%	88.7%

* This is based on patients treated on this contract for their most recent course of treatment. Figures in italics indicate the base number of FP17s or Patient Questionnaire responses are less than 100. N/A is shown where the base number of responses is less than 10 during the period. % is calculated as Quantity/Base number*100

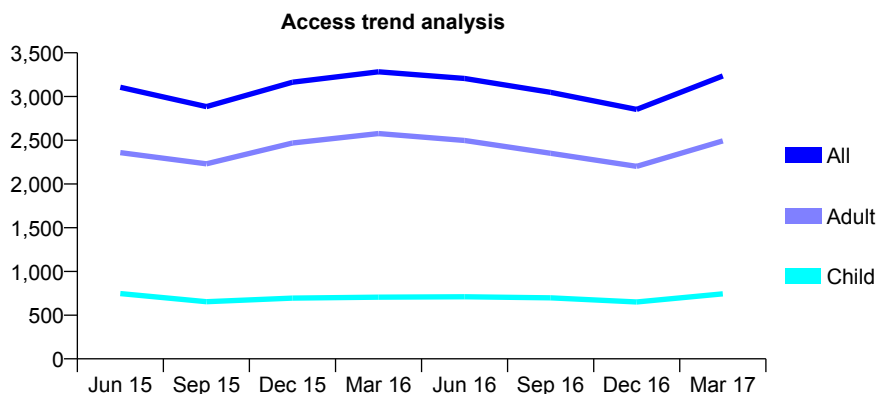
Q55 - Vital Signs At a Glance Contract Report for 911216/0002 - March 2017

Name or company name	MR K MANTLE
Contract type name	GDS Contract
Purpose of contract	General
Contract start date	01/09/2008
Contract end date	

16/17 Contracted general activity (UDA)	10,000
Carry forward general activity (UDA)	-261
16/17 Contracted orthodontic activity (UOA)	0
Carry forward orthodontic activity (UOA)	0
Baseline contract value	£376,159.94

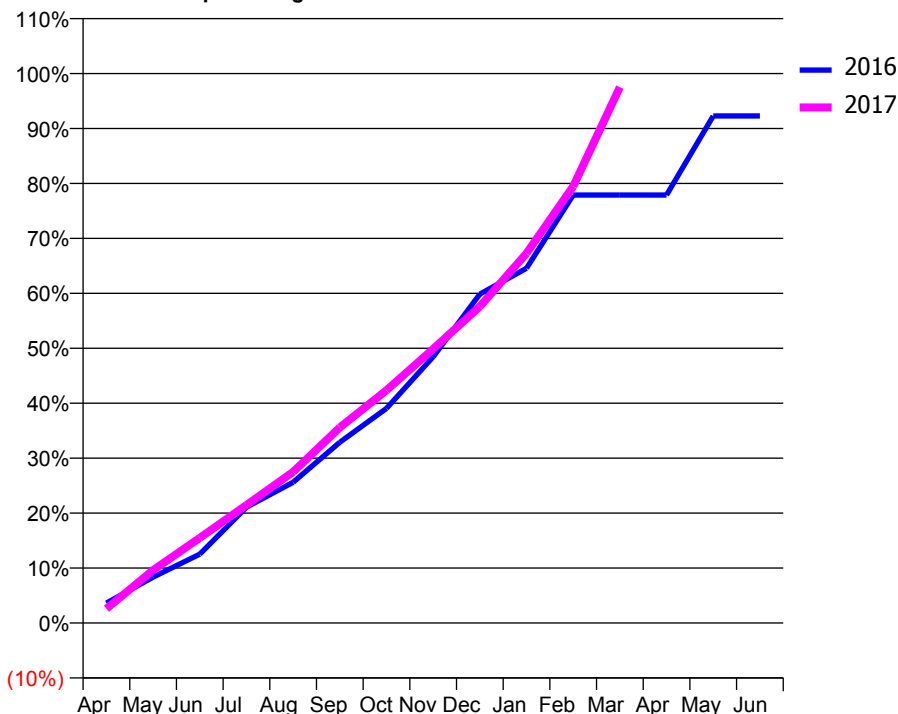
ACCESS*

Patients seen in 24 months	Total	Change since previous quarter
Quarter ending March 2016	3,282	
Quarter ending June 2016	3,207	↓
Quarter ending September 2016	3,048	↓
Quarter ending December 2016	2,852	↓
Quarter ending March 2017	3,235	↑
Variance since March 2016	(1.4%)	↓



ACTIVITY

Cumulative percentage of contracted UDA delivered 2016 & 2017



Month	Adjusted Scheduled Activity (UDA)	
	2016	2017
April	362	261
May	837	962
June	1,255	1,550
July	2,108	2,146
August	2,560	2,750
September	3,289	3,559
October	3,906	4,237
November	4,845	4,989
December	5,985	5,759
January	6,457	6,728
February	7,788	7,946
March	7,788	9,752
April	7,788	
May	9,227	
June	9,227	

QUALITY

	Quantity	Base Number	Contract	AT	Region	England
% of FP17s for the same patient ID Re-attending within 3 months - Children	63	1,260	5.0%	10.9%	12.0%	12.3%
% of FP17s for the same patient ID Re-attending within 3 months - Adults	461	4,256	10.8%	15.2%	16.0%	16.7%
% of FP17s for the same patient ID Re-attending between 3 & 9 months - Children	709	1,260	56.3%	61.3%	58.8%	57.6%
% of FP17s for the same patient ID Re-attending between 3 & 9 months - Adults	2,181	4,256	51.2%	54.8%	51.2%	50.1%
% of FP17s for Band 1 Urgent Courses	220	4,445	4.9%	7.0%	8.0%	9.1%
% of FP17s Relating to Free Repair or Replacements	12	4,445	0.3%	0.8%	0.8%	0.8%
% of FP17s Relating to Continuations	80	4,445	1.8%	1.6%	1.2%	1.2%
% of Patients satisfied with the dentistry they have received	4	5	N/A	92.3%	92.7%	92.8%
% of Patients satisfied with the time they had to wait for an appointment	3	5	N/A	88.0%	89.1%	88.7%

* This is based on patients treated on this contract for their most recent course of treatment. Figures in italics indicate the base number of FP17s or Patient Questionnaire responses are less than 100. N/A is shown where the base number of responses is less than 10 during the period. % is calculated as Quantity/Base number*100

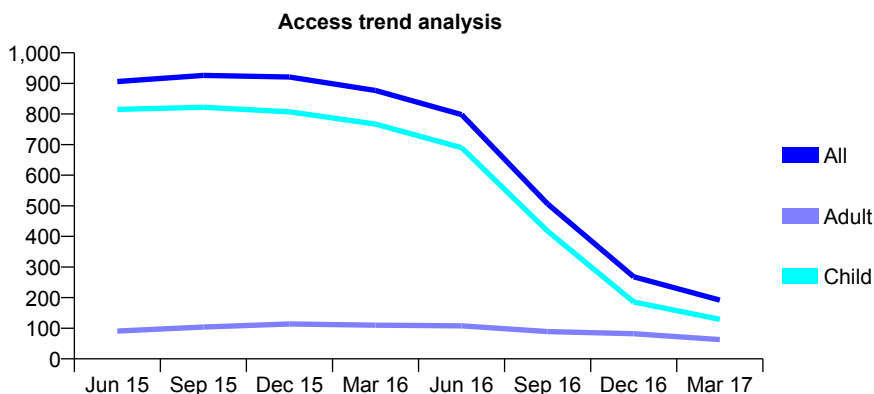
Q55 - Vital Signs At a Glance Contract Report for 912107/0001 - March 2017

Name or company name	MR M OVEREND
Contract type name	GDS Contract
Purpose of contract	General
Contract start date	01/04/2006
Contract end date	13/06/2016

16/17 Contracted general activity (UDA)	534
Carry forward general activity (UDA)	0
16/17 Contracted orthodontic activity (UOA)	0
Carry forward orthodontic activity (UOA)	0
Baseline contract value	£12,649.51

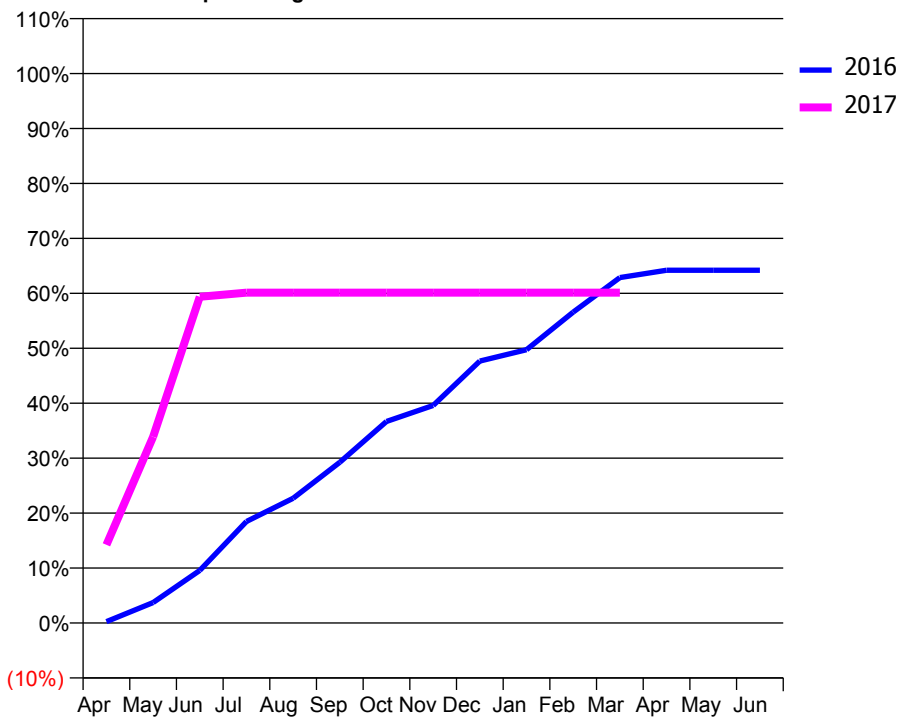
ACCESS*

Patients seen in 24 months	Total	Change since previous quarter
Quarter ending March 2016	877	
Quarter ending June 2016	798	↓
Quarter ending September 2016	506	↓
Quarter ending December 2016	268	↓
Quarter ending March 2017	192	↓
Variance since March 2016	(78.1%)	↓



ACTIVITY

Cumulative percentage of contracted UDA delivered 2016 & 2017



Month	Adjusted Scheduled Activity (UDA)	
	2016	2017
April	6	76
May	89	181
June	230	317
July	444	321
August	545	321
September	702	321
October	880	321
November	950	321
December	1,144	321
January	1,193	321
February	1,358	321
March	1,509	321
April	1,541	
May	1,541	
June	1,541	

QUALITY

	Quantity	Base Number	Contract	AT	Region	England
% of FP17s for the same patient ID Re-attending within 3 months - Children	10	283	3.5%	10.9%	12.0%	12.3%
% of FP17s for the same patient ID Re-attending within 3 months - Adults	0	0	N/A	15.2%	16.0%	16.7%
% of FP17s for the same patient ID Re-attending between 3 & 9 months - Children	192	283	67.8%	61.3%	58.8%	57.6%
% of FP17s for the same patient ID Re-attending between 3 & 9 months - Adults	0	0	N/A	54.8%	51.2%	50.1%
% of FP17s for Band 1 Urgent Courses	0	253	0.0%	7.0%	8.0%	9.1%
% of FP17s Relating to Free Repair or Replacements	0	253	0.0%	0.8%	0.8%	0.8%
% of FP17s Relating to Continuations	1	253	0.4%	1.6%	1.2%	1.2%
% of Patients satisfied with the dentistry they have received	0	0	N/A	92.3%	92.7%	92.8%
% of Patients satisfied with the time they had to wait for an appointment	0	0	N/A	88.0%	89.1%	88.7%

* This is based on patients treated on this contract for their most recent course of treatment. Figures in italics indicate the base number of FP17s or Patient Questionnaire responses are less than 100. N/A is shown where the base number of responses is less than 10 during the period. % is calculated as Quantity/Base number*100

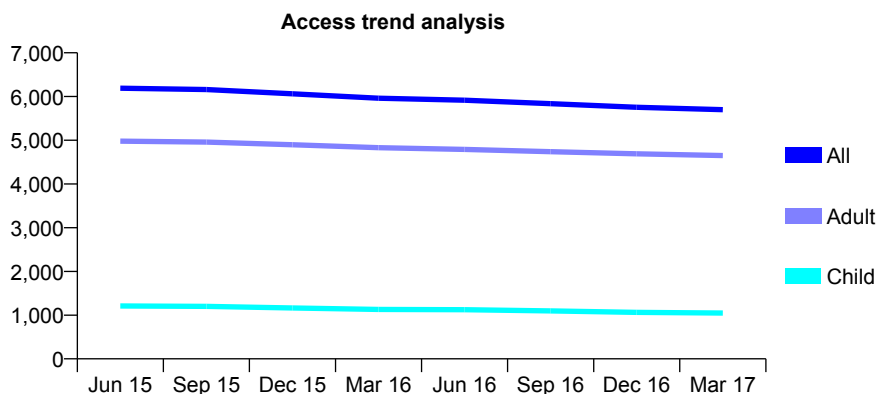
Q55 - Vital Signs At a Glance Contract Report for 914533/0001 - March 2017

Name or company name	MR PA MOORE
Contract type name	GDS Contract
Purpose of contract	General
Contract start date	18/01/2010
Contract end date	

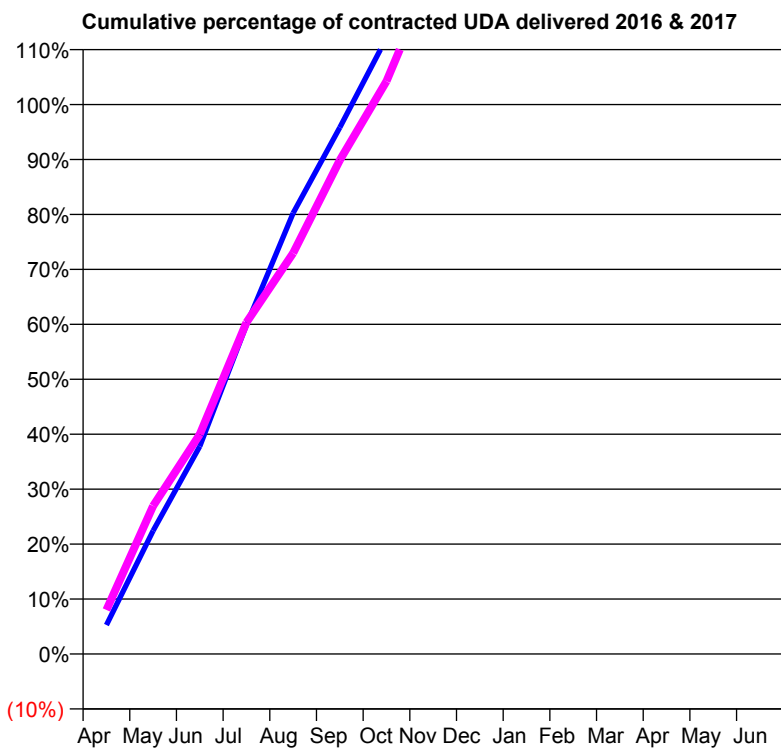
16/17 Contracted general activity (UDA)	6,466
Carry forward general activity (UDA)	-129
16/17 Contracted orthodontic activity (UOA)	0
Carry forward orthodontic activity (UOA)	0
Baseline contract value	£496,354.70

ACCESS*

Patients seen in 24 months	Total	Change since previous quarter
Quarter ending March 2016	5,961	
Quarter ending June 2016	5,915	→
Quarter ending September 2016	5,837	↓
Quarter ending December 2016	5,754	↓
Quarter ending March 2017	5,698	→
Variance since March 2016	(4.4%)	↓



ACTIVITY



Month	Adjusted Scheduled Activity (UDA)	
	2016	2017
April	342	518
May	1,450	1,742
June	2,444	2,585
July	3,872	3,902
August	5,189	4,717
September	6,195	5,811
October	7,247	6,739
November	7,883	8,039
December	9,270	9,342
January	10,170	10,023
February	11,874	10,928
March	12,742	12,226
April	13,481	
May	13,496	
June	13,502	

QUALITY

	Quantity	Base Number	Contract	AT	Region	England
% of FP17s for the same patient ID Re-attending within 3 months - Children	105	1,692	6.2%	10.9%	12.0%	12.3%
% of FP17s for the same patient ID Re-attending within 3 months - Adults	906	7,691	11.8%	15.2%	16.0%	16.7%
% of FP17s for the same patient ID Re-attending between 3 & 9 months - Children	1,201	1,692	71.0%	61.3%	58.8%	57.6%
% of FP17s for the same patient ID Re-attending between 3 & 9 months - Adults	5,413	7,691	70.4%	54.8%	51.2%	50.1%
% of FP17s for Band 1 Urgent Courses	4	7,512	0.1%	7.0%	8.0%	9.1%
% of FP17s Relating to Free Repair or Replacements	10	7,512	0.1%	0.8%	0.8%	0.8%
% of FP17s Relating to Continuations	282	7,512	3.8%	1.6%	1.2%	1.2%
% of Patients satisfied with the dentistry they have received	7	8	N/A	92.3%	92.7%	92.8%
% of Patients satisfied with the time they had to wait for an appointment	5	8	N/A	88.0%	89.1%	88.7%

* This is based on patients treated on this contract for their most recent course of treatment. Figures in italics indicate the base number of FP17s or Patient Questionnaire responses are less than 100. N/A is shown where the base number of responses is less than 10 during the period. % is calculated as Quantity/Base number*100

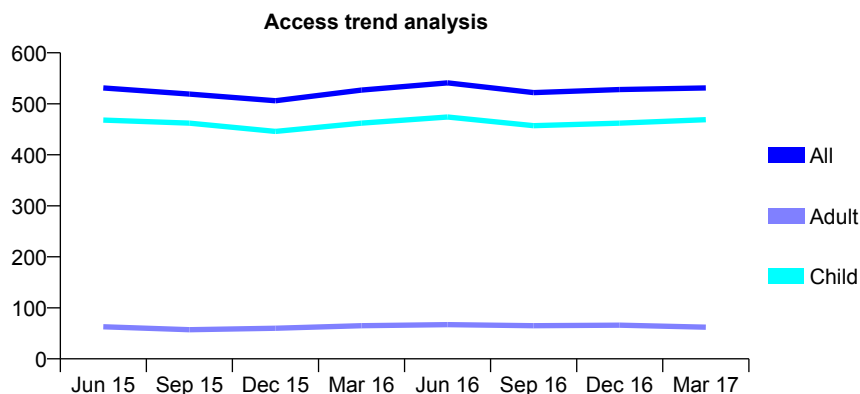
Q55 - Vital Signs At a Glance Contract Report for 919462/0001 - March 2017

Name or company name	MR SJ THACKERAY
Contract type name	GDS Contract
Purpose of contract	General
Contract start date	01/04/2006
Contract end date	

16/17 Contracted general activity (UDA)	1,200
Carry forward general activity (UDA)	0
16/17 Contracted orthodontic activity (UOA)	0
Carry forward orthodontic activity (UOA)	0
Baseline contract value	£37,656.08

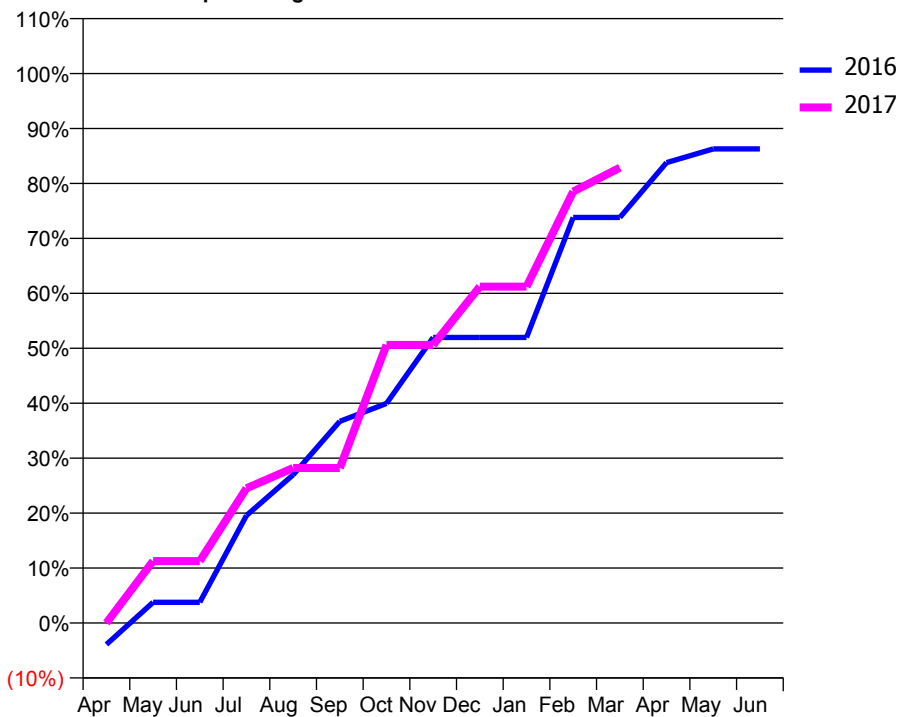
ACCESS*

Patients seen in 24 months	Total	Change since previous quarter
Quarter ending March 2016	527	
Quarter ending June 2016	541	↑
Quarter ending September 2016	522	↓
Quarter ending December 2016	528	→
Quarter ending March 2017	531	→
Variance since March 2016	0.8%	→



ACTIVITY

Cumulative percentage of contracted UDA delivered 2016 & 2017



Month	Adjusted Scheduled Activity (UDA)	
	2016	2017
April	-47	0
May	45	135
June	45	135
July	235	294
August	324	338
September	440	338
October	480	607
November	624	607
December	624	735
January	624	735
February	886	942
March	886	994
April	1,005	
May	1,035	
June	1,035	

QUALITY

	Quantity	Base Number	Contract	AT	Region	England
% of FP17s for the same patient ID Re-attending within 3 months - Children	62	887	7.0%	10.9%	12.0%	12.3%
% of FP17s for the same patient ID Re-attending within 3 months - Adults	0	3	0.0%	15.2%	16.0%	16.7%
% of FP17s for the same patient ID Re-attending between 3 & 9 months - Children	633	887	71.4%	61.3%	58.8%	57.6%
% of FP17s for the same patient ID Re-attending between 3 & 9 months - Adults	3	3	100.0%	54.8%	51.2%	50.1%
% of FP17s for Band 1 Urgent Courses	11	773	1.4%	7.0%	8.0%	9.1%
% of FP17s Relating to Free Repair or Replacements	0	773	0.0%	0.8%	0.8%	0.8%
% of FP17s Relating to Continuations	14	773	1.8%	1.6%	1.2%	1.2%
% of Patients satisfied with the dentistry they have received	0	0	N/A	92.3%	92.7%	92.8%
% of Patients satisfied with the time they had to wait for an appointment	0	0	N/A	88.0%	89.1%	88.7%

* This is based on patients treated on this contract for their most recent course of treatment. Figures in italics indicate the base number of FP17s or Patient Questionnaire responses are less than 100. N/A is shown where the base number of responses is less than 10 during the period. % is calculated as Quantity/Base number*100

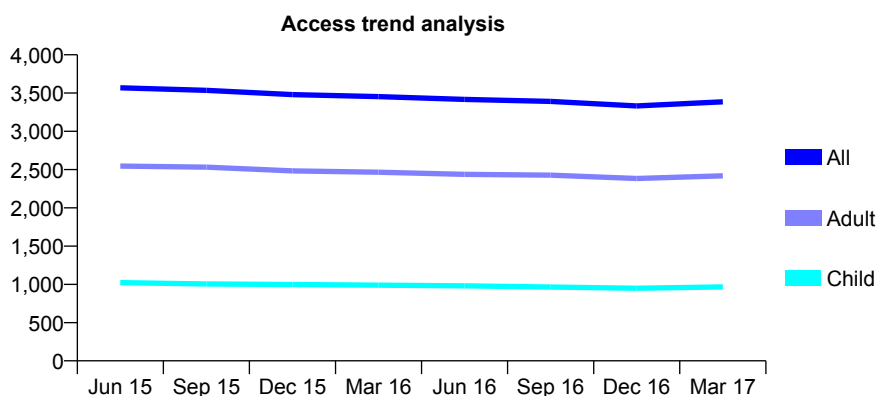
Q55 - Vital Signs At a Glance Contract Report for 927848/0001 - March 2017

Name or company name	MR AS TOFT
Contract type name	GDS Contract
Purpose of contract	General
Contract start date	01/04/2006
Contract end date	

16/17 Contracted general activity (UDA)	9,281
Carry forward general activity (UDA)	172
16/17 Contracted orthodontic activity (UOA)	0
Carry forward orthodontic activity (UOA)	0
Baseline contract value	£215,141.80

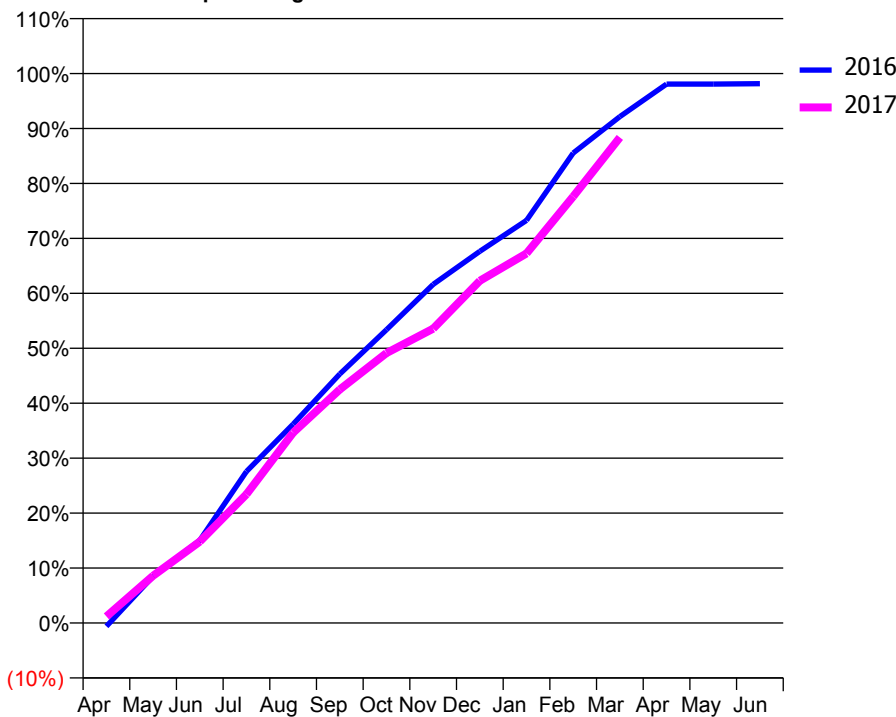
ACCESS*

Patients seen in 24 months	Total	Change since previous quarter
Quarter ending March 2016	3,454	
Quarter ending June 2016	3,417	↓
Quarter ending September 2016	3,391	→
Quarter ending December 2016	3,332	↓
Quarter ending March 2017	3,386	→
Variance since March 2016	(2.0%)	↓



ACTIVITY

Cumulative percentage of contracted UDA delivered 2016 & 2017



Month	Adjusted Scheduled Activity (UDA)	
	2016	2017
April	-58	111
May	790	797
June	1,397	1,376
July	2,560	2,175
August	3,360	3,215
September	4,205	3,944
October	4,954	4,560
November	5,719	4,971
December	6,277	5,779
January	6,801	6,242
February	7,937	7,203
March	8,553	8,202
April	9,103	
May	9,103	
June	9,109	

QUALITY

	Quantity	Base Number	Contract	AT	Region	England
% of FP17s for the same patient ID Re-attending within 3 months - Children	118	1,430	8.3%	10.9%	12.0%	12.3%
% of FP17s for the same patient ID Re-attending within 3 months - Adults	489	3,342	14.6%	15.2%	16.0%	16.7%
% of FP17s for the same patient ID Re-attending between 3 & 9 months - Children	910	1,430	63.6%	61.3%	58.8%	57.6%
% of FP17s for the same patient ID Re-attending between 3 & 9 months - Adults	1,946	3,342	58.2%	54.8%	51.2%	50.1%
% of FP17s for Band 1 Urgent Courses	190	4,151	4.6%	7.0%	8.0%	9.1%
% of FP17s Relating to Free Repair or Replacements	25	4,151	0.6%	0.8%	0.8%	0.8%
% of FP17s Relating to Continuations	92	4,151	2.2%	1.6%	1.2%	1.2%
% of Patients satisfied with the dentistry they have received	7	8	N/A	92.3%	92.7%	92.8%
% of Patients satisfied with the time they had to wait for an appointment	8	8	N/A	88.0%	89.1%	88.7%

* This is based on patients treated on this contract for their most recent course of treatment. Figures in italics indicate the base number of FP17s or Patient Questionnaire responses are less than 100. N/A is shown where the base number of responses is less than 10 during the period. % is calculated as Quantity/Base number*100

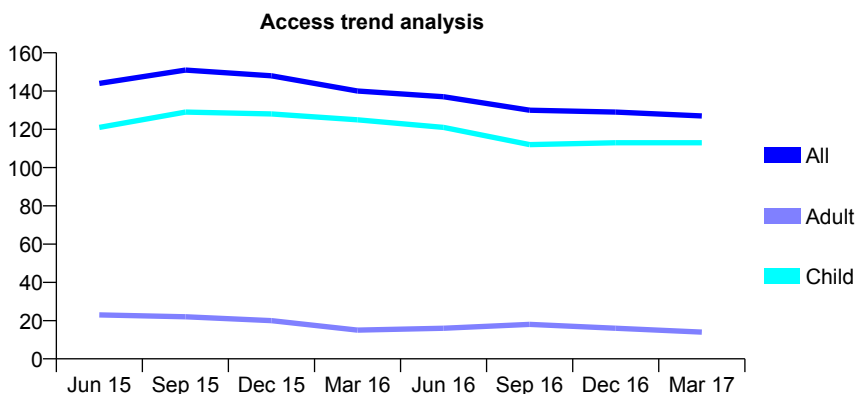
Q55 - Vital Signs At a Glance Contract Report for 927864/0001 - March 2017

Name or company name	MISS T RAJAH
Contract type name	GDS Contract
Purpose of contract	General
Contract start date	01/06/2010
Contract end date	

16/17 Contracted general activity (UDA)	283
Carry forward general activity (UDA)	0
16/17 Contracted orthodontic activity (UOA)	0
Carry forward orthodontic activity (UOA)	0
Baseline contract value	£8,591.11

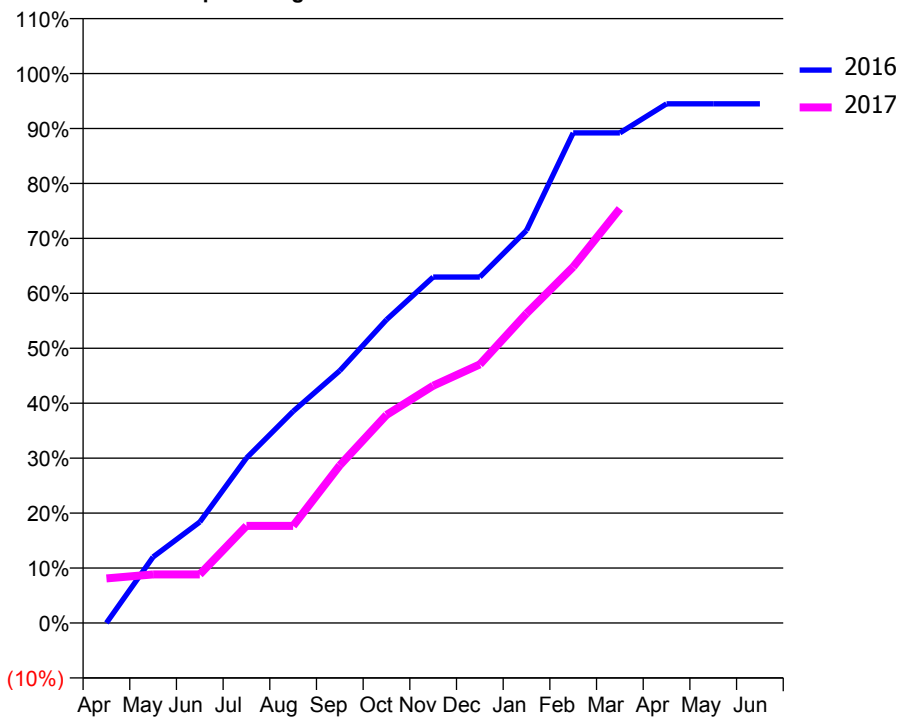
ACCESS*

Patients seen in 24 months	Total	Change since previous quarter
Quarter ending March 2016	140	
Quarter ending June 2016	137	↓
Quarter ending September 2016	130	↓
Quarter ending December 2016	129	→
Quarter ending March 2017	127	↓
Variance since March 2016	(9.3%)	↓



ACTIVITY

Cumulative percentage of contracted UDA delivered 2016 & 2017



Month	Adjusted Scheduled Activity (UDA)	
	2016	2017
April	0	23
May	34	25
June	52	25
July	85	50
August	109	50
September	130	81
October	156	107
November	178	122
December	178	133
January	202	159
February	252	183
March	252	213
April	267	
May	267	
June	267	

QUALITY

	Quantity	Base Number	Contract	AT	Region	England
% of FP17s for the same patient ID Re-attending within 3 months - Children	15	196	7.7%	10.9%	12.0%	12.3%
% of FP17s for the same patient ID Re-attending within 3 months - Adults	0	6	0.0%	15.2%	16.0%	16.7%
% of FP17s for the same patient ID Re-attending between 3 & 9 months - Children	145	196	74.0%	61.3%	58.8%	57.6%
% of FP17s for the same patient ID Re-attending between 3 & 9 months - Adults	3	6	50.0%	54.8%	51.2%	50.1%
% of FP17s for Band 1 Urgent Courses	2	187	1.1%	7.0%	8.0%	9.1%
% of FP17s Relating to Free Repair or Replacements	0	187	0.0%	0.8%	0.8%	0.8%
% of FP17s Relating to Continuations	0	187	0.0%	1.6%	1.2%	1.2%
% of Patients satisfied with the dentistry they have received	0	0	N/A	92.3%	92.7%	92.8%
% of Patients satisfied with the time they had to wait for an appointment	0	0	N/A	88.0%	89.1%	88.7%

* This is based on patients treated on this contract for their most recent course of treatment. Figures in italics indicate the base number of FP17s or Patient Questionnaire responses are less than 100. N/A is shown where the base number of responses is less than 10 during the period. % is calculated as Quantity/Base number*100

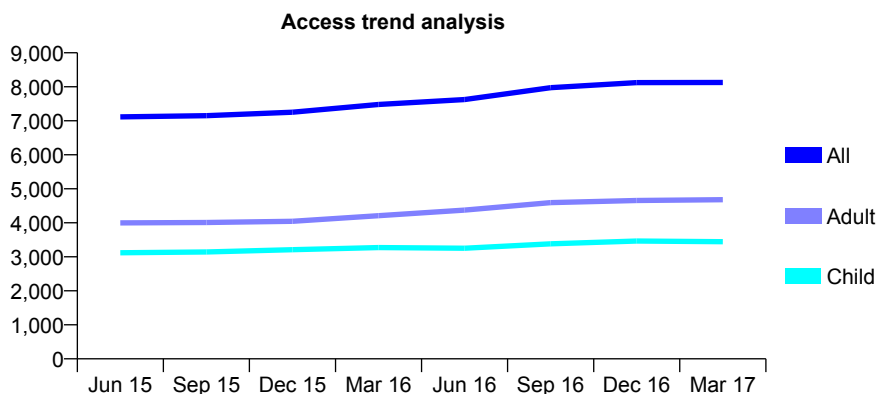
Q55 - Vital Signs At a Glance Contract Report for 931136/0001 - March 2017

Name or company name	MR TJ MALHI
Contract type name	GDS Contract
Purpose of contract	General and Orthodontic
Contract start date	01/04/2006
Contract end date	

16/17 Contracted general activity (UDA)	28,031
Carry forward general activity (UDA)	-206
16/17 Contracted orthodontic activity (UOA)	521
Carry forward orthodontic activity (UOA)	-2
Baseline contract value	£708,874.42

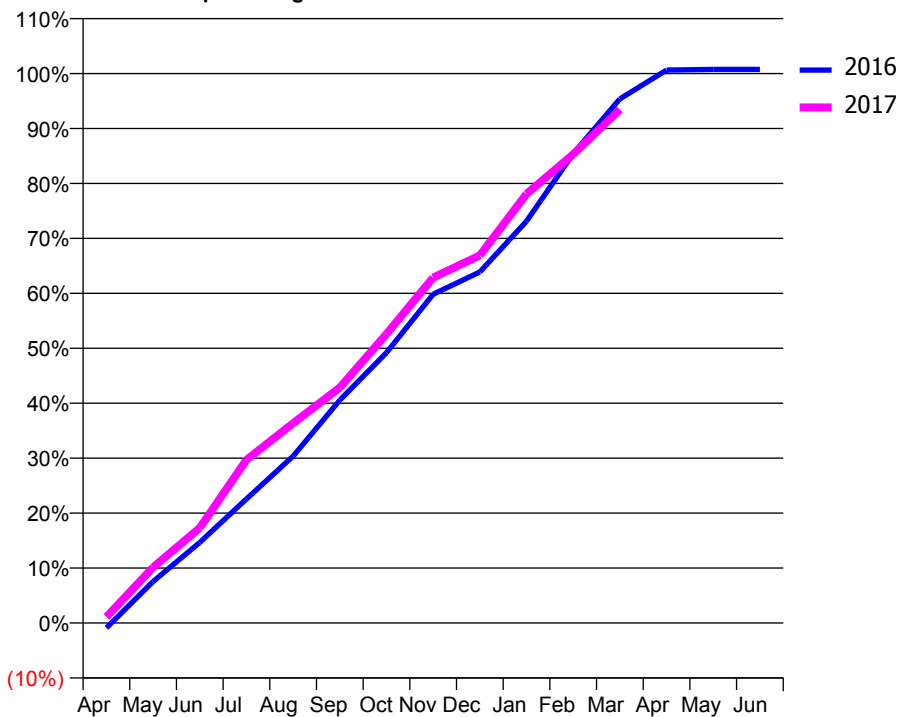
ACCESS*

Patients seen in 24 months	Total	Change since previous quarter
Quarter ending March 2016	7,481	
Quarter ending June 2016	7,625	→
Quarter ending September 2016	7,976	↑
Quarter ending December 2016	8,122	→
Quarter ending March 2017	8,127	→
Variance since March 2016	8.6%	↑



ACTIVITY

Cumulative percentage of contracted UDA delivered 2016 & 2017



Month	Adjusted Scheduled Activity (UDA)	
	2016	2017
April	-254	309
May	2,120	2,840
June	4,112	4,853
July	6,329	8,324
August	8,511	10,194
September	11,368	12,011
October	13,790	14,743
November	16,773	17,620
December	17,908	18,747
January	20,501	21,887
February	23,941	23,911
March	26,735	26,193
April	28,204	
May	28,242	
June	28,237	

QUALITY

	Quantity	Base Number	Contract	AT	Region	England
% of FP17s for the same patient ID Re-attending within 3 months - Children	535	5,879	9.1%	10.9%	12.0%	12.3%
% of FP17s for the same patient ID Re-attending within 3 months - Adults	1,137	6,654	17.1%	15.2%	16.0%	16.7%
% of FP17s for the same patient ID Re-attending between 3 & 9 months - Children	3,722	5,879	63.3%	61.3%	58.8%	57.6%
% of FP17s for the same patient ID Re-attending between 3 & 9 months - Adults	3,433	6,654	51.6%	54.8%	51.2%	50.1%
% of FP17s for Band 1 Urgent Courses	1,088	11,253	9.7%	7.0%	8.0%	9.1%
% of FP17s Relating to Free Repair or Replacements	38	11,253	0.3%	0.8%	0.8%	0.8%
% of FP17s Relating to Continuations	24	11,253	0.2%	1.6%	1.2%	1.2%
% of Patients satisfied with the dentistry they have received	28	31	90.3%	92.3%	92.7%	92.8%
% of Patients satisfied with the time they had to wait for an appointment	24	31	77.4%	88.0%	89.1%	88.7%

* This is based on patients treated on this contract for their most recent course of treatment. Figures in italics indicate the base number of FP17s or Patient Questionnaire responses are less than 100. N/A is shown where the base number of responses is less than 10 during the period. % is calculated as Quantity/Base number*100

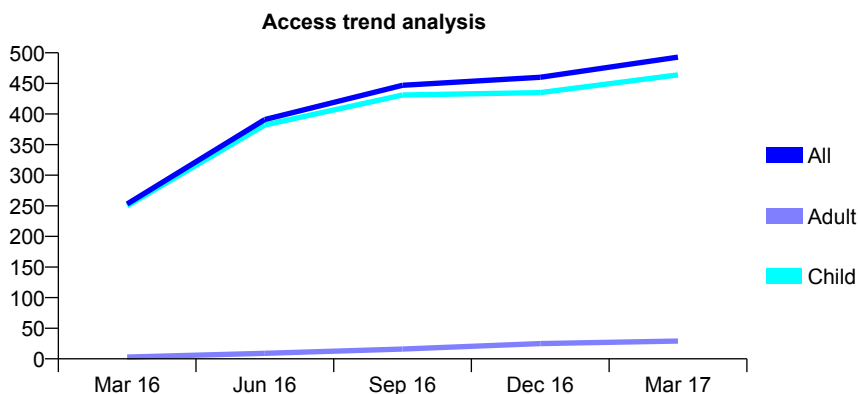
Q55 - Vital Signs At a Glance Contract Report for 939560/0001 - March 2017

Name or company name	MR DJ ALLEN
Contract type name	GDS Contract
Purpose of contract	General
Contract start date	01/11/2015
Contract end date	

16/17 Contracted general activity (UDA)	1,112
Carry forward general activity (UDA)	0
16/17 Contracted orthodontic activity (UOA)	0
Carry forward orthodontic activity (UOA)	0
Baseline contract value	£26,905.59

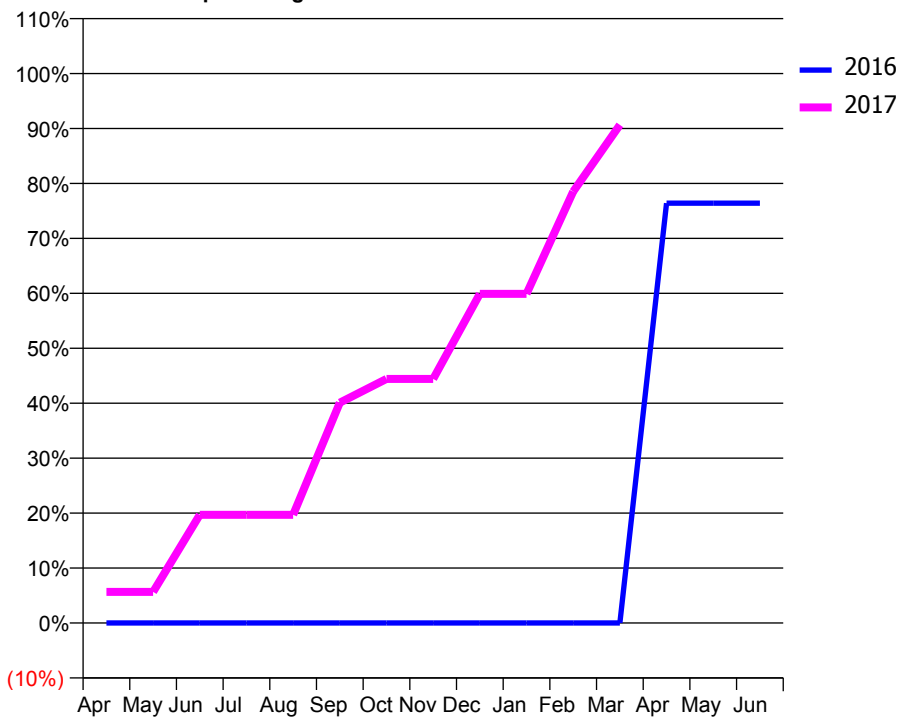
ACCESS*

Patients seen in 24 months	Total	Change since previous quarter
Quarter ending March 2016	253	
Quarter ending June 2016	391	↑
Quarter ending September 2016	447	↑
Quarter ending December 2016	460	↑
Quarter ending March 2017	493	↑
Variance since March 2016	94.9%	↑



ACTIVITY

Cumulative percentage of contracted UDA delivered 2016 & 2017



Adjusted Scheduled Activity (UDA)

Month	2016	2017
April	0	63
May	0	63
June	0	219
July	0	219
August	0	219
September	0	446
October	0	494
November	0	494
December	0	666
January	0	666
February	0	873
March	0	1,008
April	353	
May	353	
June	353	

QUALITY

	Quantity	Base Number	Contract	AT	Region	England
% of FP17s for the same patient ID Re-attending within 3 months - Children	32	1,048	3.1%	10.9%	12.0%	12.3%
% of FP17s for the same patient ID Re-attending within 3 months - Adults	0	0	N/A	15.2%	16.0%	16.7%
% of FP17s for the same patient ID Re-attending between 3 & 9 months - Children	481	1,048	45.9%	61.3%	58.8%	57.6%
% of FP17s for the same patient ID Re-attending between 3 & 9 months - Adults	0	0	N/A	54.8%	51.2%	50.1%
% of FP17s for Band 1 Urgent Courses	0	791	0.0%	7.0%	8.0%	9.1%
% of FP17s Relating to Free Repair or Replacements	0	791	0.0%	0.8%	0.8%	0.8%
% of FP17s Relating to Continuations	10	791	1.3%	1.6%	1.2%	1.2%
% of Patients satisfied with the dentistry they have received	0	0	N/A	92.3%	92.7%	92.8%
% of Patients satisfied with the time they had to wait for an appointment	0	0	N/A	88.0%	89.1%	88.7%

* This is based on patients treated on this contract for their most recent course of treatment. Figures in italics indicate the base number of FP17s or Patient Questionnaire responses are less than 100. N/A is shown where the base number of responses is less than 10 during the period. % is calculated as Quantity/Base number*100

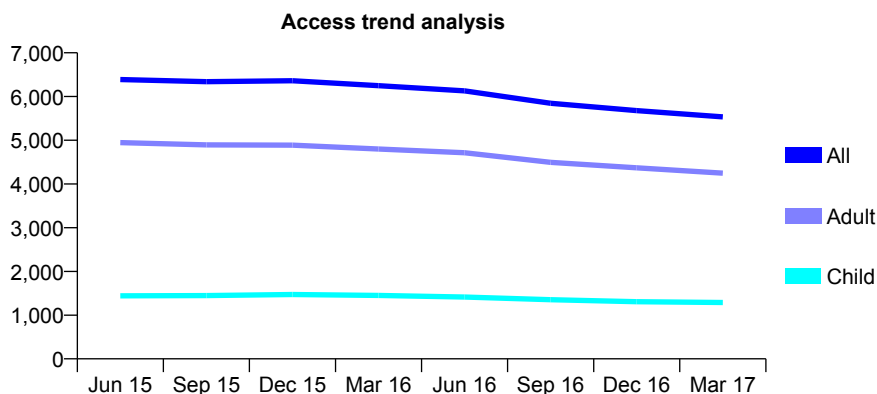
Q55 - Vital Signs At a Glance Contract Report for 939692/0001 - March 2017

Name or company name	MISS N FARZANFAR
Contract type name	Pilot Contract
Purpose of contract	General
Contract start date	01/04/2006
Contract end date	

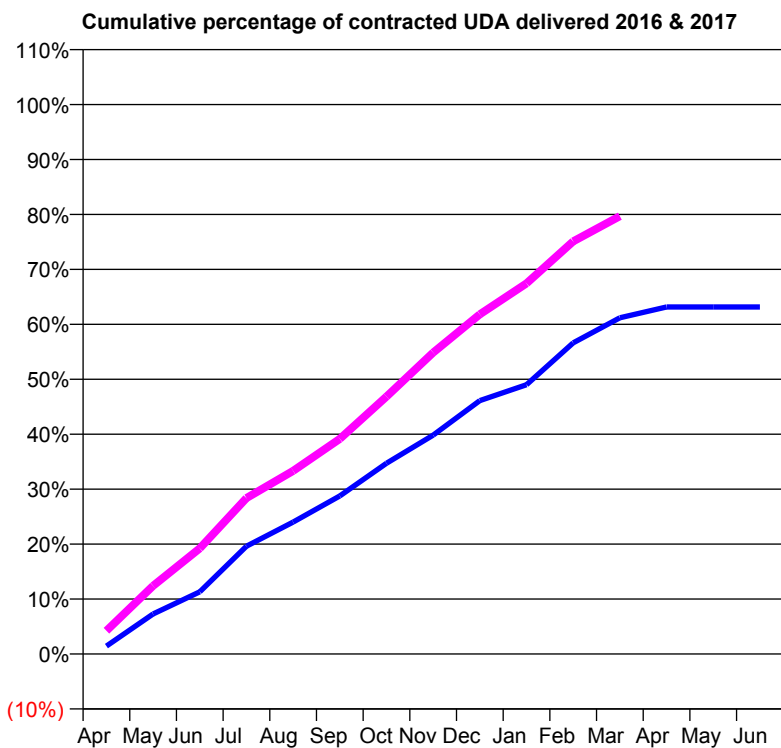
16/17 Contracted general activity (UDA)	20,000
Carry forward general activity (UDA)	0
16/17 Contracted orthodontic activity (UOA)	0
Carry forward orthodontic activity (UOA)	0
Baseline contract value	£528,126.44

ACCESS*

Patients seen in 24 months	Total	Change since previous quarter
Quarter ending March 2016	6,249	
Quarter ending June 2016	6,128	↓
Quarter ending September 2016	5,846	↓
Quarter ending December 2016	5,678	↓
Quarter ending March 2017	5,535	↓
Variance since March 2016	(11.4%)	↓



ACTIVITY



Month	Adjusted Scheduled Activity (UDA)	
	2016	2017
April	290	846
May	1,458	2,483
June	2,265	3,845
July	3,926	5,677
August	4,800	6,668
September	5,756	7,831
October	6,941	9,368
November	7,968	10,973
December	9,223	12,364
January	9,799	13,492
February	11,324	15,018
March	12,240	15,936
April	12,629	
May	12,633	
June	12,633	

QUALITY

	Quantity	Base Number	Contract	AT	Region	England
% of FP17s for the same patient ID Re-attending within 3 months - Children	174	1,992	8.7%	10.9%	12.0%	12.3%
% of FP17s for the same patient ID Re-attending within 3 months - Adults	1,181	5,956	19.8%	15.2%	16.0%	16.7%
% of FP17s for the same patient ID Re-attending between 3 & 9 months - Children	1,306	1,992	65.6%	61.3%	58.8%	57.6%
% of FP17s for the same patient ID Re-attending between 3 & 9 months - Adults	2,258	5,956	37.9%	54.8%	51.2%	50.1%
% of FP17s for Band 1 Urgent Courses	812	7,661	10.6%	7.0%	8.0%	9.1%
% of FP17s Relating to Free Repair or Replacements	11	7,661	0.1%	0.8%	0.8%	0.8%
% of FP17s Relating to Continuations	202	7,661	2.6%	1.6%	1.2%	1.2%
% of Patients satisfied with the dentistry they have received	14	14	100.0%	92.3%	92.7%	92.8%
% of Patients satisfied with the time they had to wait for an appointment	14	14	100.0%	88.0%	89.1%	88.7%

* This is based on patients treated on this contract for their most recent course of treatment. Figures in italics indicate the base number of FP17s or Patient Questionnaire responses are less than 100. N/A is shown where the base number of responses is less than 10 during the period. % is calculated as Quantity/Base number*100

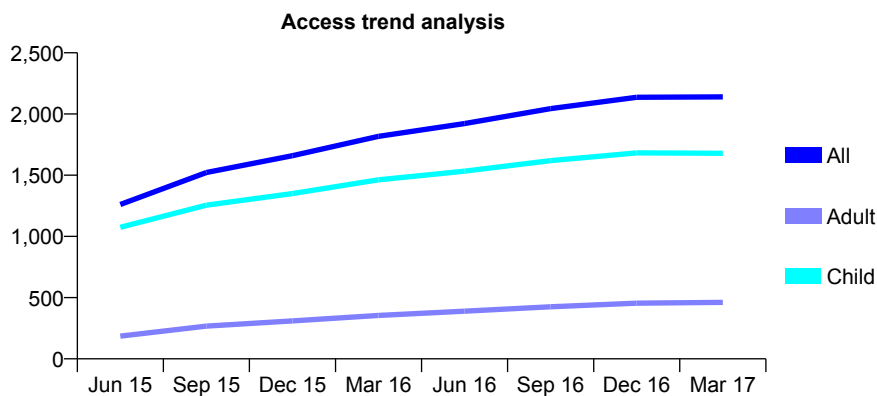
Q55 - Vital Signs At a Glance Contract Report for 942391/0001 - March 2017

Name or company name	MR A MAHMOOD
Contract type name	GDS Contract
Purpose of contract	General
Contract start date	20/08/2014
Contract end date	

16/17 Contracted general activity (UDA)	5,071
Carry forward general activity (UDA)	-79
16/17 Contracted orthodontic activity (UOA)	0
Carry forward orthodontic activity (UOA)	0
Baseline contract value	£116,775.29

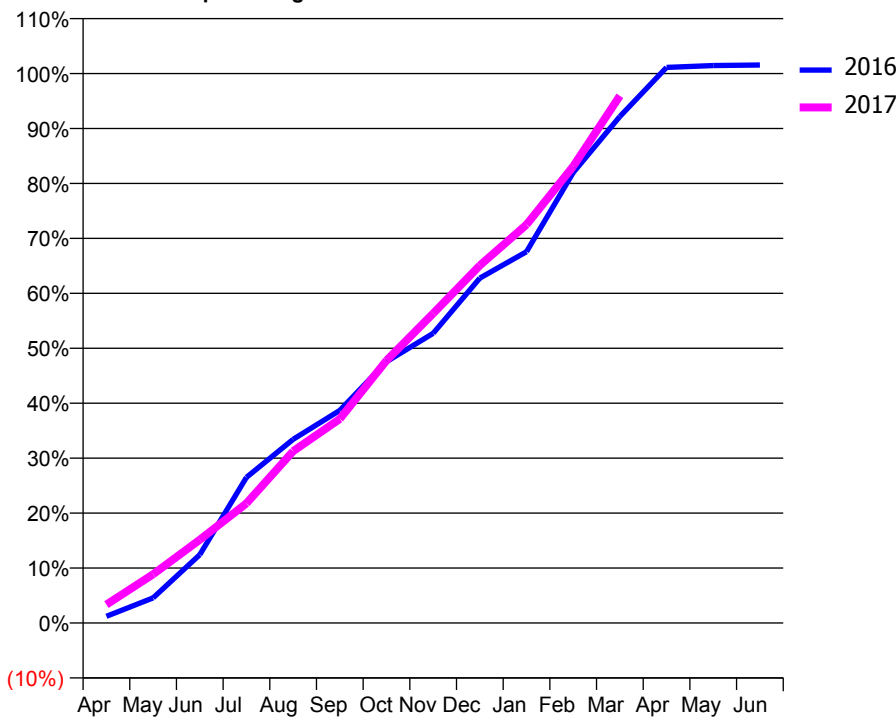
ACCESS*

Patients seen in 24 months	Total	Change since previous quarter
Quarter ending March 2016	1,817	
Quarter ending June 2016	1,922	↑
Quarter ending September 2016	2,044	↑
Quarter ending December 2016	2,137	↑
Quarter ending March 2017	2,140	→
Variance since March 2016	17.8%	↑



ACTIVITY

Cumulative percentage of contracted UDA delivered 2016 & 2017



Adjusted Scheduled Activity (UDA)

Month	2016	2017
April	62	171
May	232	450
June	631	768
July	1,344	1,104
August	1,696	1,586
September	1,963	1,883
October	2,411	2,423
November	2,673	2,857
December	3,183	3,300
January	3,426	3,676
February	4,156	4,214
March	4,674	4,865
April	5,127	
May	5,145	
June	5,150	

QUALITY

	Quantity	Base Number	Contract	AT	Region	England
% of FP17s for the same patient ID Re-attending within 3 months - Children	156	2,408	6.5%	10.9%	12.0%	12.3%
% of FP17s for the same patient ID Re-attending within 3 months - Adults	33	366	9.0%	15.2%	16.0%	16.7%
% of FP17s for the same patient ID Re-attending between 3 & 9 months - Children	1,347	2,408	55.9%	61.3%	58.8%	57.6%
% of FP17s for the same patient ID Re-attending between 3 & 9 months - Adults	196	366	53.6%	54.8%	51.2%	50.1%
% of FP17s for Band 1 Urgent Courses	100	2,553	3.9%	7.0%	8.0%	9.1%
% of FP17s Relating to Free Repair or Replacements	6	2,553	0.2%	0.8%	0.8%	0.8%
% of FP17s Relating to Continuations	0	2,553	0.0%	1.6%	1.2%	1.2%
% of Patients satisfied with the dentistry they have received	2	2	N/A	92.3%	92.7%	92.8%
% of Patients satisfied with the time they had to wait for an appointment	1	2	N/A	88.0%	89.1%	88.7%

* This is based on patients treated on this contract for their most recent course of treatment. Figures in italics indicate the base number of FP17s or Patient Questionnaire responses are less than 100. N/A is shown where the base number of responses is less than 10 during the period. % is calculated as Quantity/Base number*100

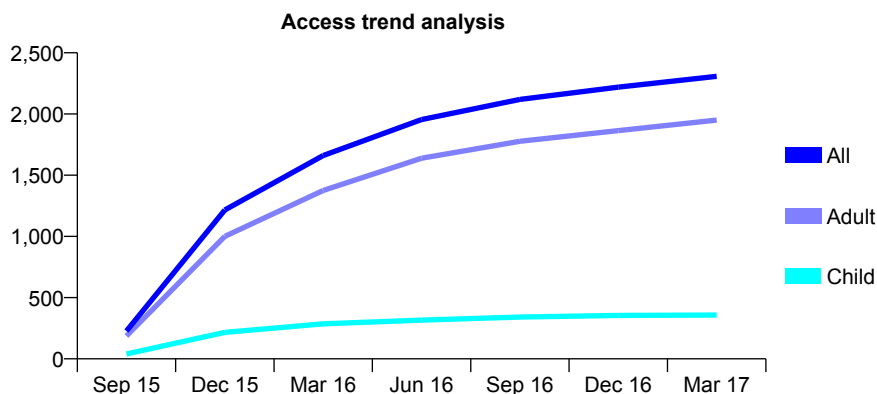
Q55 - Vital Signs At a Glance Contract Report for 944785/0003 - March 2017

Name or company name	MR MJ O'GRADY
Contract type name	GDS Contract
Purpose of contract	General
Contract start date	01/09/2015
Contract end date	

16/17 Contracted general activity (UDA)	7,739
Carry forward general activity (UDA)	0
16/17 Contracted orthodontic activity (UOA)	0
Carry forward orthodontic activity (UOA)	0
Baseline contract value	£186,366.04

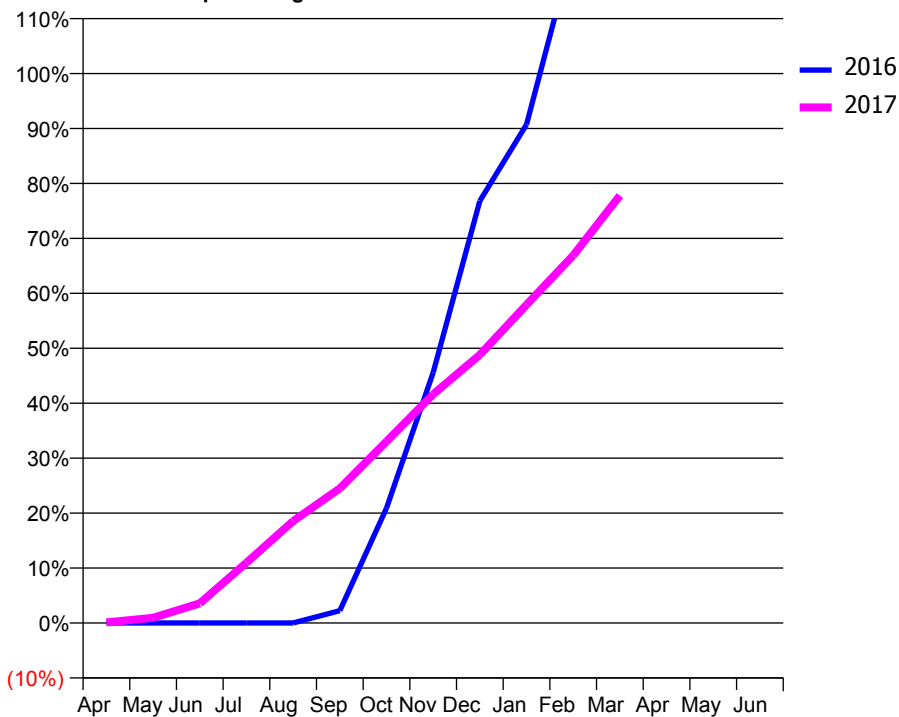
ACCESS*

Patients seen in 24 months	Total	Change since previous quarter
Quarter ending March 2016	1,661	
Quarter ending June 2016	1,955	↑
Quarter ending September 2016	2,119	↑
Quarter ending December 2016	2,219	↑
Quarter ending March 2017	2,308	↑
Variance since March 2016	39.0%	↑



ACTIVITY

Cumulative percentage of contracted UDA delivered 2016 & 2017



Month	Adjusted Scheduled Activity (UDA)	
	2016	2017
April	0	8
May	0	74
June	0	277
July	0	850
August	0	1,436
September	59	1,895
October	547	2,557
November	1,192	3,223
December	2,010	3,778
January	2,374	4,481
February	3,212	5,177
March	3,308	6,020
April	3,940	
May	4,462	
June	4,785	

QUALITY

	Quantity	Base Number	Contract	AT	Region	England
% of FP17s for the same patient ID Re-attending within 3 months - Children	27	581	4.6%	10.9%	12.0%	12.3%
% of FP17s for the same patient ID Re-attending within 3 months - Adults	311	3,136	9.9%	15.2%	16.0%	16.7%
% of FP17s for the same patient ID Re-attending between 3 & 9 months - Children	337	581	58.0%	61.3%	58.8%	57.6%
% of FP17s for the same patient ID Re-attending between 3 & 9 months - Adults	1,828	3,136	58.3%	54.8%	51.2%	50.1%
% of FP17s for Band 1 Urgent Courses	165	2,968	5.6%	7.0%	8.0%	9.1%
% of FP17s Relating to Free Repair or Replacements	76	2,968	2.6%	0.8%	0.8%	0.8%
% of FP17s Relating to Continuations	21	2,968	0.7%	1.6%	1.2%	1.2%
% of Patients satisfied with the dentistry they have received	3	3	N/A	92.3%	92.7%	92.8%
% of Patients satisfied with the time they had to wait for an appointment	1	3	N/A	88.0%	89.1%	88.7%

* This is based on patients treated on this contract for their most recent course of treatment. Figures in italics indicate the base number of FP17s or Patient Questionnaire responses are less than 100. N/A is shown where the base number of responses is less than 10 during the period. % is calculated as Quantity/Base number*100

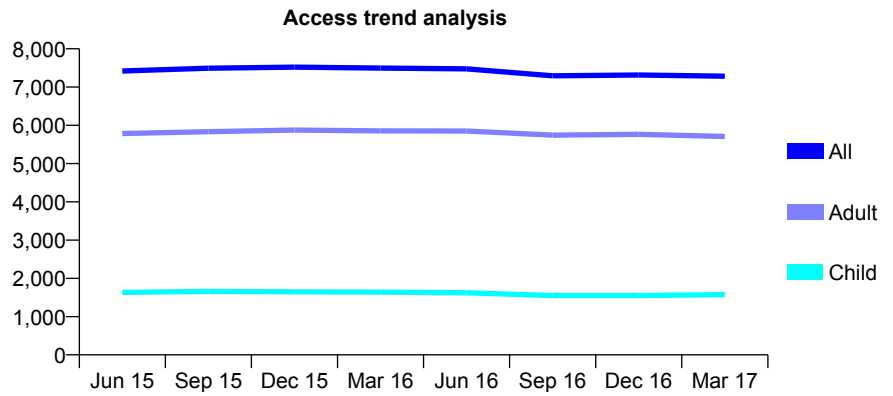
Q55 - Vital Signs At a Glance Contract Report for 946222/0001 - March 2017

Name or company name	MR G BAHARVAND
Contract type name	GDS Contract
Purpose of contract	General
Contract start date	01/04/2006
Contract end date	

16/17 Contracted general activity (UDA)	22,590
Carry forward general activity (UDA)	0
16/17 Contracted orthodontic activity (UOA)	0
Carry forward orthodontic activity (UOA)	0
Baseline contract value	£521,657.61

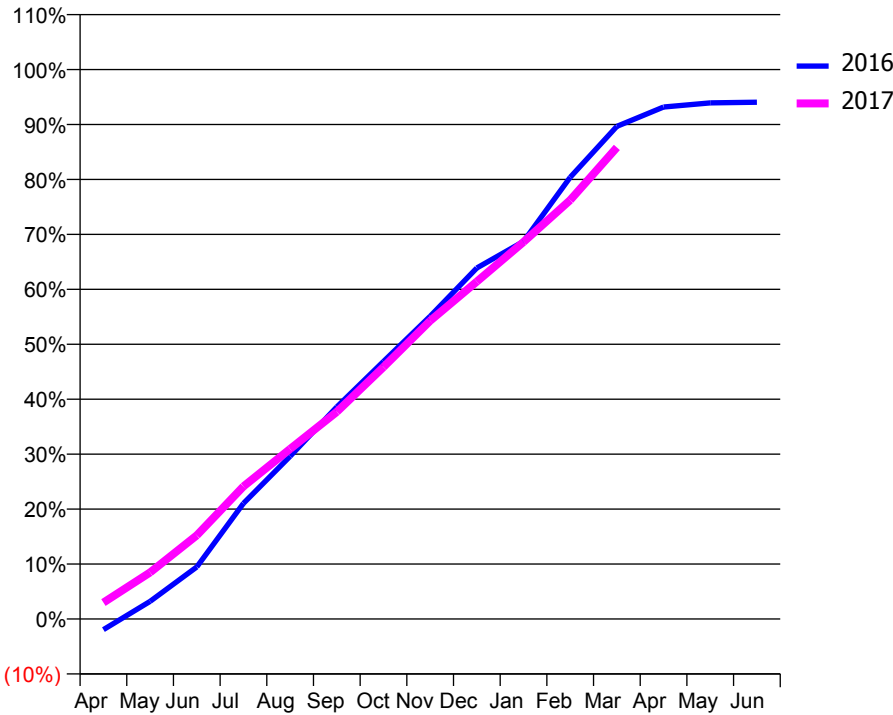
ACCESS*

Patients seen in 24 months	Total	Change since previous quarter
Quarter ending March 2016	7,495	
Quarter ending June 2016	7,474	→
Quarter ending September 2016	7,293	↓
Quarter ending December 2016	7,314	→
Quarter ending March 2017	7,283	→
Variance since March 2016	(2.8%)	↓



ACTIVITY

Cumulative percentage of contracted UDA delivered 2016 & 2017



Month	Adjusted Scheduled Activity (UDA)	
	2016	2017
April	-440	677
May	724	1,918
June	2,143	3,440
July	4,754	5,451
August	6,688	6,992
September	8,717	8,518
October	10,590	10,359
November	12,445	12,260
December	14,429	13,871
January	15,522	15,500
February	18,156	17,220
March	20,253	19,384
April	21,048	
May	21,220	
June	21,247	

QUALITY

	Quantity	Base Number	Contract	AT	Region	England
% of FP17s for the same patient ID Re-attending within 3 months - Children	102	1,958	5.2%	10.9%	12.0%	12.3%
% of FP17s for the same patient ID Re-attending within 3 months - Adults	736	7,077	10.4%	15.2%	16.0%	16.7%
% of FP17s for the same patient ID Re-attending between 3 & 9 months - Children	1,047	1,958	53.5%	61.3%	58.8%	57.6%
% of FP17s for the same patient ID Re-attending between 3 & 9 months - Adults	4,043	7,077	57.1%	54.8%	51.2%	50.1%
% of FP17s for Band 1 Urgent Courses	256	8,623	3.0%	7.0%	8.0%	9.1%
% of FP17s Relating to Free Repair or Replacements	52	8,623	0.6%	0.8%	0.8%	0.8%
% of FP17s Relating to Continuations	133	8,623	1.5%	1.6%	1.2%	1.2%
% of Patients satisfied with the dentistry they have received	22	24	91.7%	92.3%	92.7%	92.8%
% of Patients satisfied with the time they had to wait for an appointment	23	24	95.8%	88.0%	89.1%	88.7%

* This is based on patients treated on this contract for their most recent course of treatment. Figures in italics indicate the base number of FP17s or Patient Questionnaire responses are less than 100. N/A is shown where the base number of responses is less than 10 during the period. % is calculated as Quantity/Base number*100

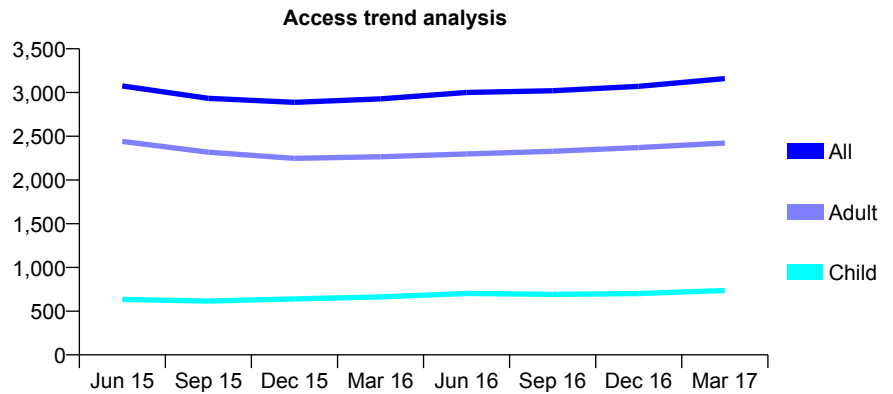
Q55 - Vital Signs At a Glance Contract Report for 950432/0001 - March 2017

Name or company name	MR N NAMIN
Contract type name	GDS Contract
Purpose of contract	General
Contract start date	01/01/2007
Contract end date	

16/17 Contracted general activity (UDA)	16,876
Carry forward general activity (UDA)	0
16/17 Contracted orthodontic activity (UOA)	0
Carry forward orthodontic activity (UOA)	0
Baseline contract value	£415,835.04

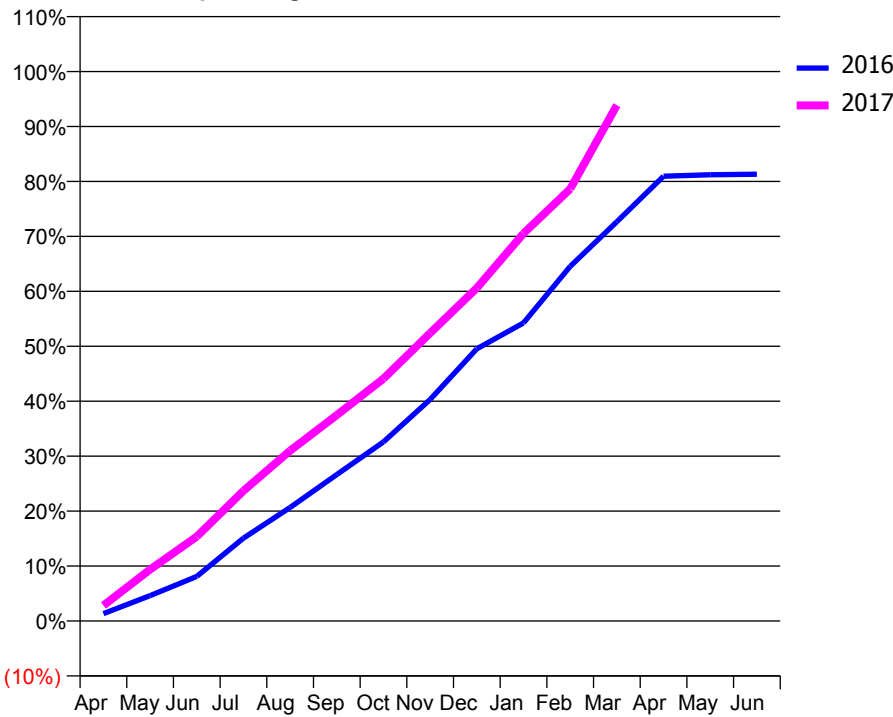
ACCESS*

Patients seen in 24 months	Total	Change since previous quarter
Quarter ending March 2016	2,928	
Quarter ending June 2016	3,000	↑
Quarter ending September 2016	3,020	→
Quarter ending December 2016	3,071	→
Quarter ending March 2017	3,159	↑
Variance since March 2016	7.9%	↑



ACTIVITY

Cumulative percentage of contracted UDA delivered 2016 & 2017



Month	Adjusted Scheduled Activity (UDA)	
	2016	2017
April	228	477
May	779	1,582
June	1,370	2,595
July	2,544	4,001
August	3,486	5,233
September	4,498	6,327
October	5,504	7,445
November	6,806	8,843
December	8,361	10,229
January	9,157	11,903
February	10,890	13,272
March	12,265	15,843
April	13,660	
May	13,707	
June	13,721	

QUALITY

	Quantity	Base Number	Contract	AT	Region	England
% of FP17s for the same patient ID Re-attending within 3 months - Children	120	1,433	8.4%	10.9%	12.0%	12.3%
% of FP17s for the same patient ID Re-attending within 3 months - Adults	967	4,842	20.0%	15.2%	16.0%	16.7%
% of FP17s for the same patient ID Re-attending between 3 & 9 months - Children	968	1,433	67.6%	61.3%	58.8%	57.6%
% of FP17s for the same patient ID Re-attending between 3 & 9 months - Adults	2,869	4,842	59.3%	54.8%	51.2%	50.1%
% of FP17s for Band 1 Urgent Courses	957	5,913	16.2%	7.0%	8.0%	9.1%
% of FP17s Relating to Free Repair or Replacements	27	5,913	0.5%	0.8%	0.8%	0.8%
% of FP17s Relating to Continuations	130	5,913	2.2%	1.6%	1.2%	1.2%
% of Patients satisfied with the dentistry they have received	82	87	94.3%	92.3%	92.7%	92.8%
% of Patients satisfied with the time they had to wait for an appointment	78	87	89.7%	88.0%	89.1%	88.7%

* This is based on patients treated on this contract for their most recent course of treatment. Figures in italics indicate the base number of FP17s or Patient Questionnaire responses are less than 100. N/A is shown where the base number of responses is less than 10 during the period. % is calculated as Quantity/Base number*100

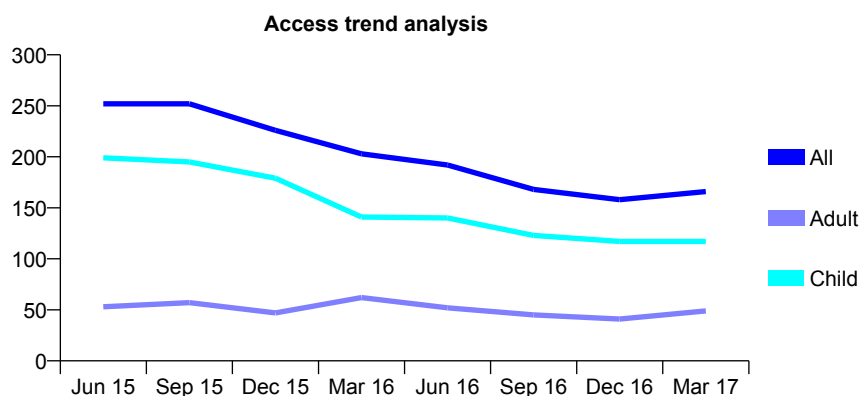
Q55 - Vital Signs At a Glance Contract Report for 959901/0001 - March 2017

Name or company name	MRS AE RITTIG
Contract type name	GDS Contract
Purpose of contract	General and Orthodontic
Contract start date	01/04/2006
Contract end date	

16/17 Contracted general activity (UDA)	369
Carry forward general activity (UDA)	3
16/17 Contracted orthodontic activity (UOA)	3,233
Carry forward orthodontic activity (UOA)	-55
Baseline contract value	£228,443.13

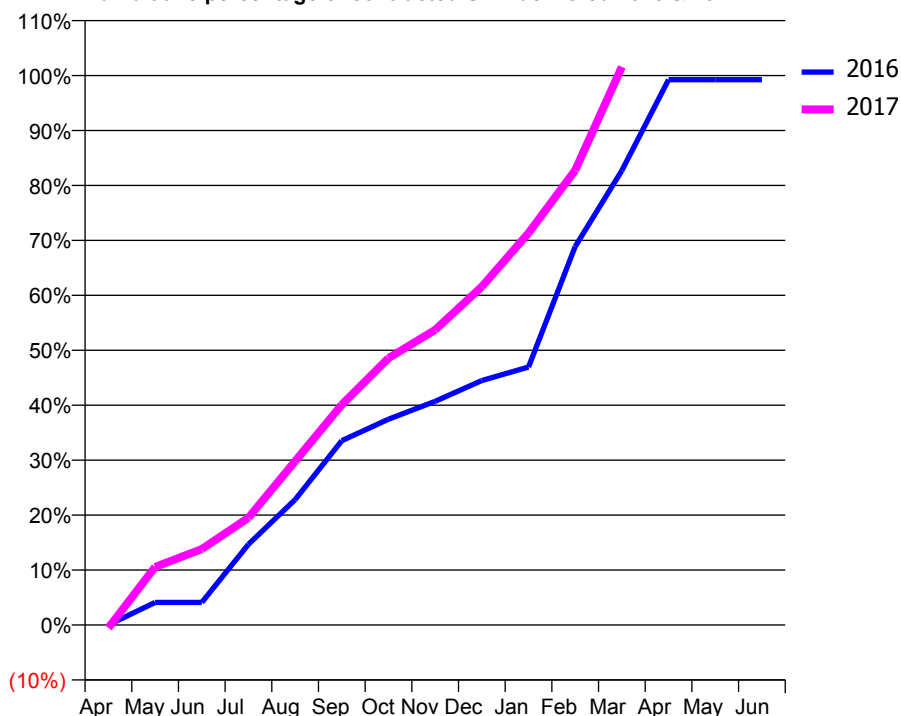
ACCESS*

Patients seen in 24 months	Total	Change since previous quarter
Quarter ending March 2016	203	
Quarter ending June 2016	192	↓
Quarter ending September 2016	168	↓
Quarter ending December 2016	158	↓
Quarter ending March 2017	166	↑
Variance since March 2016	(18.2%)	↓



ACTIVITY

Cumulative percentage of contracted UDA delivered 2016 & 2017



Month	Adjusted Scheduled Activity (UDA)	
	2016	2017
April	0	-2
May	15	39
June	15	51
July	54	72
August	84	110
September	124	148
October	138	179
November	150	198
December	164	227
January	173	263
February	254	305
March	305	375
April	366	
May	366	
June	366	

QUALITY

	Quantity	Base Number	Contract	AT	Region	England
% of FP17s for the same patient ID Re-attending within 3 months - Children	39	375	10.4%	10.9%	12.0%	12.3%
% of FP17s for the same patient ID Re-attending within 3 months - Adults	7	55	12.7%	15.2%	16.0%	16.7%
% of FP17s for the same patient ID Re-attending between 3 & 9 months - Children	83	375	22.1%	61.3%	58.8%	57.6%
% of FP17s for the same patient ID Re-attending between 3 & 9 months - Adults	18	55	32.7%	54.8%	51.2%	50.1%
% of FP17s for Band 1 Urgent Courses	4	179	2.2%	7.0%	8.0%	9.1%
% of FP17s Relating to Free Repair or Replacements	0	179	0.0%	0.8%	0.8%	0.8%
% of FP17s Relating to Continuations	6	179	3.4%	1.6%	1.2%	1.2%
% of Patients satisfied with the dentistry they have received	0	0	N/A	92.3%	92.7%	92.8%
% of Patients satisfied with the time they had to wait for an appointment	0	0	N/A	88.0%	89.1%	88.7%

* This is based on patients treated on this contract for their most recent course of treatment. Figures in italics indicate the base number of FP17s or Patient Questionnaire responses are less than 100. N/A is shown where the base number of responses is less than 10 during the period. % is calculated as Quantity/Base number*100

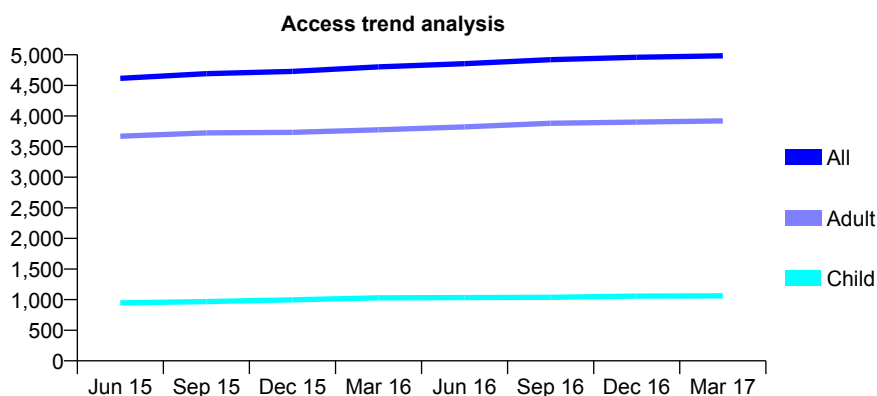
Q55 - Vital Signs At a Glance Contract Report for 960764/0002 - March 2017

Name or company name	MR SS CHITA
Contract type name	GDS Contract
Purpose of contract	General
Contract start date	05/01/2009
Contract end date	

16/17 Contracted general activity (UDA)	14,780
Carry forward general activity (UDA)	199
16/17 Contracted orthodontic activity (UOA)	0
Carry forward orthodontic activity (UOA)	0
Baseline contract value	£354,436.29

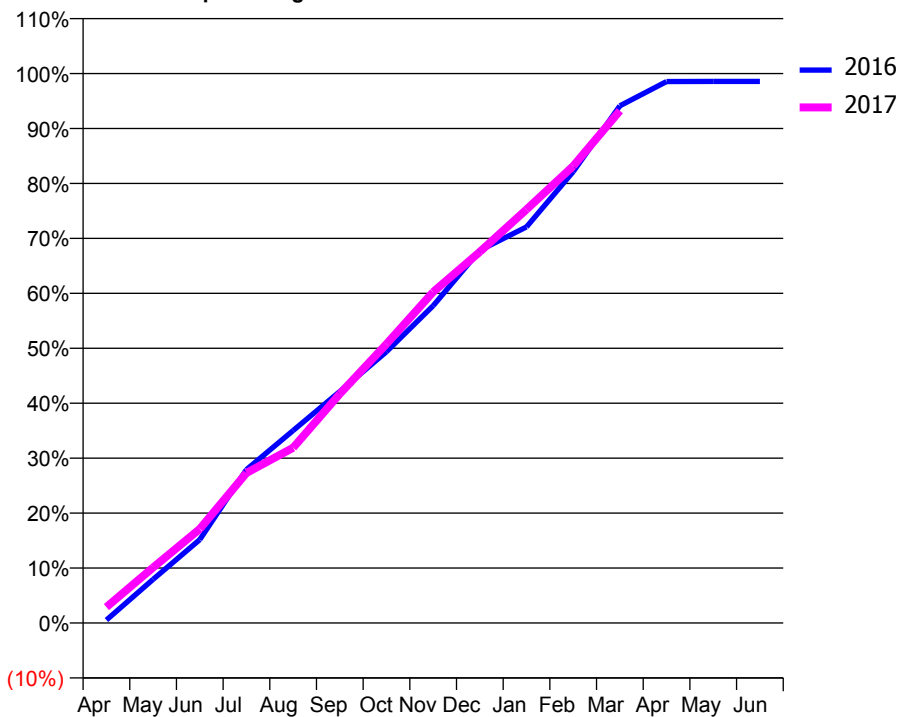
ACCESS*

Patients seen in 24 months	Total	Change since previous quarter
Quarter ending March 2016	4,803	
Quarter ending June 2016	4,856	→
Quarter ending September 2016	4,920	→
Quarter ending December 2016	4,959	→
Quarter ending March 2017	4,983	→
Variance since March 2016	3.7%	↑



ACTIVITY

Cumulative percentage of contracted UDA delivered 2016 & 2017



Month	Adjusted Scheduled Activity (UDA)	
	2016	2017
April	75	429
May	1,096	1,494
June	2,093	2,530
July	3,847	4,036
August	4,829	4,714
September	5,807	6,165
October	6,803	7,503
November	7,956	8,905
December	9,346	9,984
January	9,935	11,122
February	11,317	12,290
March	12,970	13,779
April	13,580	
May	13,581	
June	13,581	

QUALITY

	Quantity	Base Number	Contract	AT	Region	England
% of FP17s for the same patient ID Re-attending within 3 months - Children	108	1,731	6.2%	10.9%	12.0%	12.3%
% of FP17s for the same patient ID Re-attending within 3 months - Adults	1,024	6,556	15.6%	15.2%	16.0%	16.7%
% of FP17s for the same patient ID Re-attending between 3 & 9 months - Children	1,209	1,731	69.8%	61.3%	58.8%	57.6%
% of FP17s for the same patient ID Re-attending between 3 & 9 months - Adults	4,228	6,556	64.5%	54.8%	51.2%	50.1%
% of FP17s for Band 1 Urgent Courses	595	7,977	7.5%	7.0%	8.0%	9.1%
% of FP17s Relating to Free Repair or Replacements	110	7,977	1.4%	0.8%	0.8%	0.8%
% of FP17s Relating to Continuations	96	7,977	1.2%	1.6%	1.2%	1.2%
% of Patients satisfied with the dentistry they have received	19	23	82.6%	92.3%	92.7%	92.8%
% of Patients satisfied with the time they had to wait for an appointment	21	23	91.3%	88.0%	89.1%	88.7%

* This is based on patients treated on this contract for their most recent course of treatment. Figures in italics indicate the base number of FP17s or Patient Questionnaire responses are less than 100. N/A is shown where the base number of responses is less than 10 during the period. % is calculated as Quantity/Base number*100

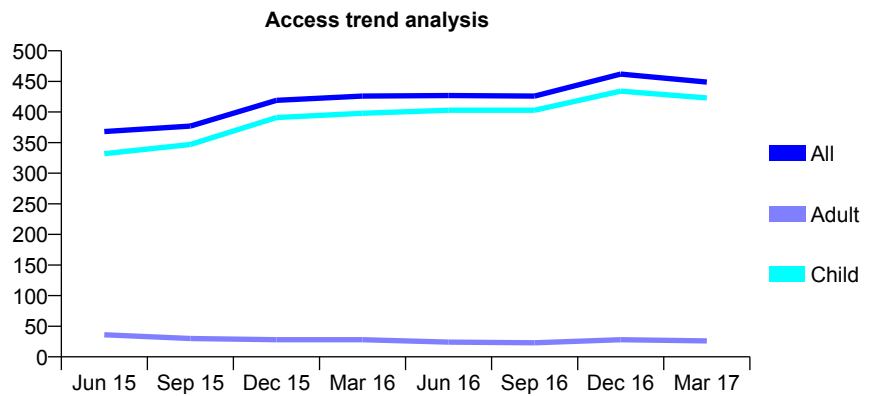
Q55 - Vital Signs At a Glance Contract Report for 964778/0001 - March 2017

Name or company name	MR KS MISSAN
Contract type name	GDS Contract
Purpose of contract	General
Contract start date	01/06/2010
Contract end date	

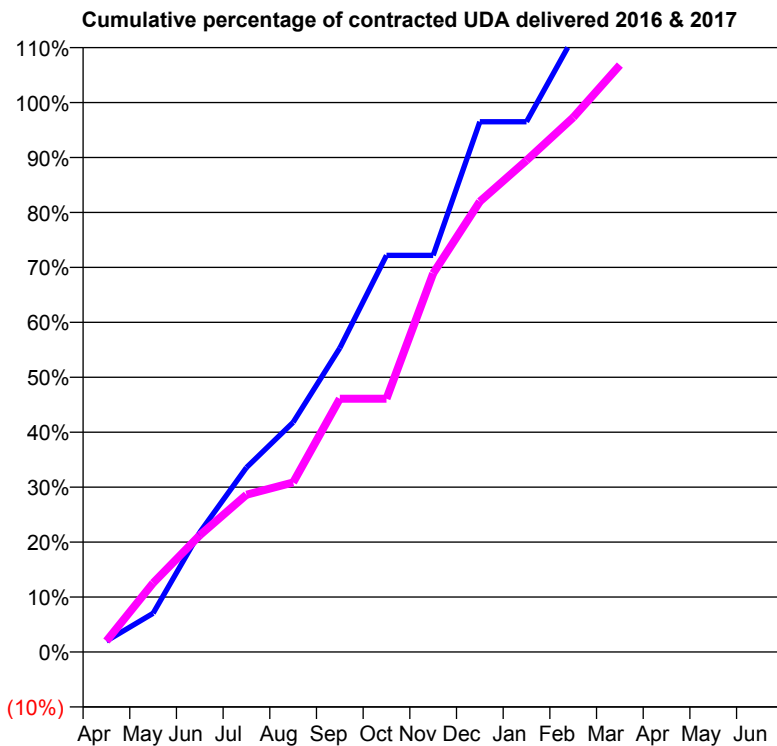
16/17 Contracted general activity (UDA)	950
Carry forward general activity (UDA)	-19
16/17 Contracted orthodontic activity (UOA)	0
Carry forward orthodontic activity (UOA)	0
Baseline contract value	£23,081.52

ACCESS*

Patients seen in 24 months	Total	Change since previous quarter
Quarter ending March 2016	426	
Quarter ending June 2016	427	→
Quarter ending September 2016	426	→
Quarter ending December 2016	462	↑
Quarter ending March 2017	449	↓
Variance since March 2016	5.4%	↑



ACTIVITY



Month	Adjusted Scheduled Activity (UDA)	
	2016	2017
April	19	19
May	67	119
June	207	202
July	319	272
August	397	293
September	526	438
October	686	438
November	686	655
December	917	779
January	917	850
February	1,062	924
March	1,118	1,015
April	1,130	
May	1,130	
June	1,130	

QUALITY

	Quantity	Base Number	Contract	AT	Region	England
% of FP17s for the same patient ID Re-attending within 3 months - Children	29	647	4.5%	10.9%	12.0%	12.3%
% of FP17s for the same patient ID Re-attending within 3 months - Adults	0	12	0.0%	15.2%	16.0%	16.7%
% of FP17s for the same patient ID Re-attending between 3 & 9 months - Children	435	647	67.2%	61.3%	58.8%	57.6%
% of FP17s for the same patient ID Re-attending between 3 & 9 months - Adults	9	12	75.0%	54.8%	51.2%	50.1%
% of FP17s for Band 1 Urgent Courses	18	647	2.8%	7.0%	8.0%	9.1%
% of FP17s Relating to Free Repair or Replacements	0	647	0.0%	0.8%	0.8%	0.8%
% of FP17s Relating to Continuations	0	647	0.0%	1.6%	1.2%	1.2%
% of Patients satisfied with the dentistry they have received	5	6	N/A	92.3%	92.7%	92.8%
% of Patients satisfied with the time they had to wait for an appointment	5	6	N/A	88.0%	89.1%	88.7%

* This is based on patients treated on this contract for their most recent course of treatment. Figures in italics indicate the base number of FP17s or Patient Questionnaire responses are less than 100. N/A is shown where the base number of responses is less than 10 during the period. % is calculated as Quantity/Base number*100

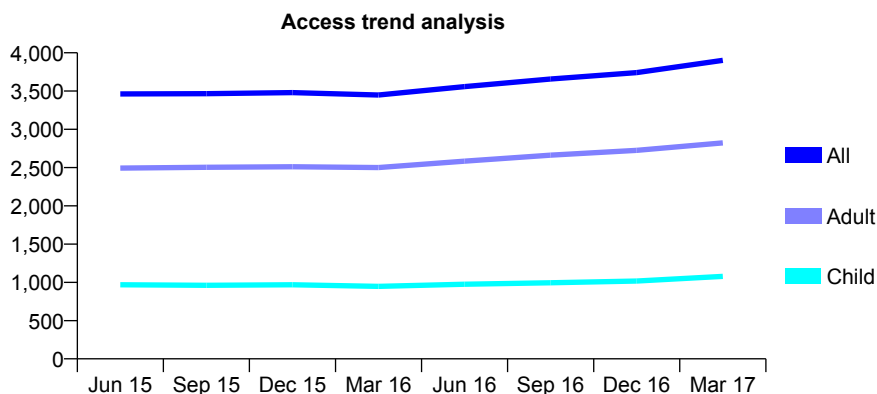
Q55 - Vital Signs At a Glance Contract Report for 965855/0002 - March 2017

Name or company name	MR S GIANNETOPOULOS
Contract type name	GDS Contract
Purpose of contract	General
Contract start date	01/03/2012
Contract end date	

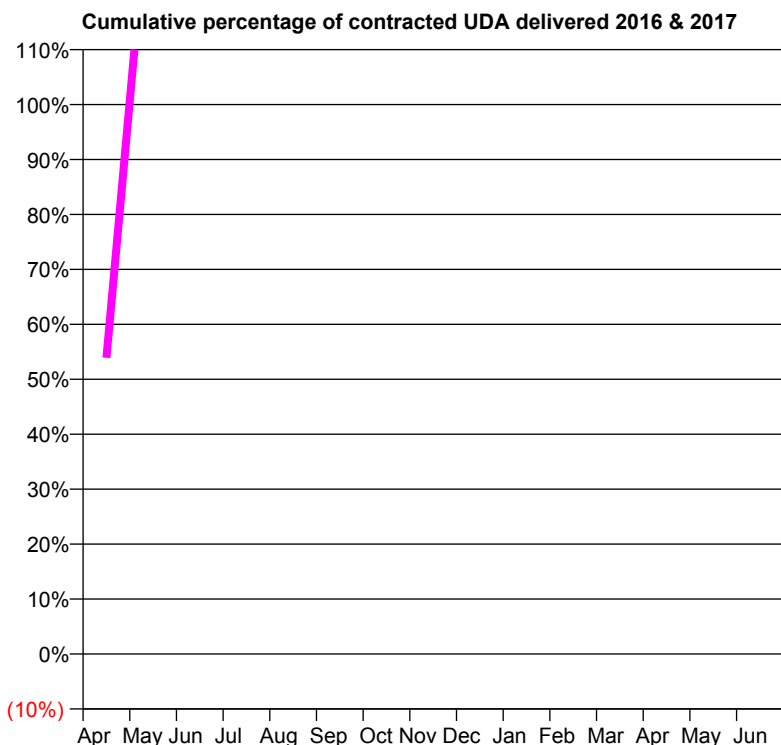
16/17 Contracted general activity (UDA)	917
Carry forward general activity (UDA)	0
16/17 Contracted orthodontic activity (UOA)	0
Carry forward orthodontic activity (UOA)	0
Baseline contract value	£394,948.42

ACCESS*

Patients seen in 24 months	Total	Change since previous quarter
Quarter ending March 2016	3,449	
Quarter ending June 2016	3,559	↑
Quarter ending September 2016	3,658	↑
Quarter ending December 2016	3,742	↑
Quarter ending March 2017	3,901	↑
Variance since March 2016	13.1%	↑



ACTIVITY



Month	Adjusted Scheduled Activity (UDA)	
	2016	2017
April	62	494
May	505	1,348
June	1,091	2,051
July	2,129	3,137
August	2,558	3,703
September	3,195	4,747
October	3,877	5,621
November	4,588	6,729
December	5,434	7,208
January	5,994	7,756
February	6,466	8,506
March	6,739	9,427
April	7,783	
May	7,795	
June	7,797	

QUALITY

	Quantity	Base Number	Contract	AT	Region	England
% of FP17s for the same patient ID Re-attending within 3 months - Children	97	1,664	5.8%	10.9%	12.0%	12.3%
% of FP17s for the same patient ID Re-attending within 3 months - Adults	398	4,309	9.2%	15.2%	16.0%	16.7%
% of FP17s for the same patient ID Re-attending between 3 & 9 months - Children	1,003	1,664	60.3%	61.3%	58.8%	57.6%
% of FP17s for the same patient ID Re-attending between 3 & 9 months - Adults	2,626	4,309	60.9%	54.8%	51.2%	50.1%
% of FP17s for Band 1 Urgent Courses	119	4,342	2.7%	7.0%	8.0%	9.1%
% of FP17s Relating to Free Repair or Replacements	36	4,342	0.8%	0.8%	0.8%	0.8%
% of FP17s Relating to Continuations	57	4,342	1.3%	1.6%	1.2%	1.2%
% of Patients satisfied with the dentistry they have received	7	8	N/A	92.3%	92.7%	92.8%
% of Patients satisfied with the time they had to wait for an appointment	7	8	N/A	88.0%	89.1%	88.7%

* This is based on patients treated on this contract for their most recent course of treatment. Figures in italics indicate the base number of FP17s or Patient Questionnaire responses are less than 100. N/A is shown where the base number of responses is less than 10 during the period. % is calculated as Quantity/Base number*100

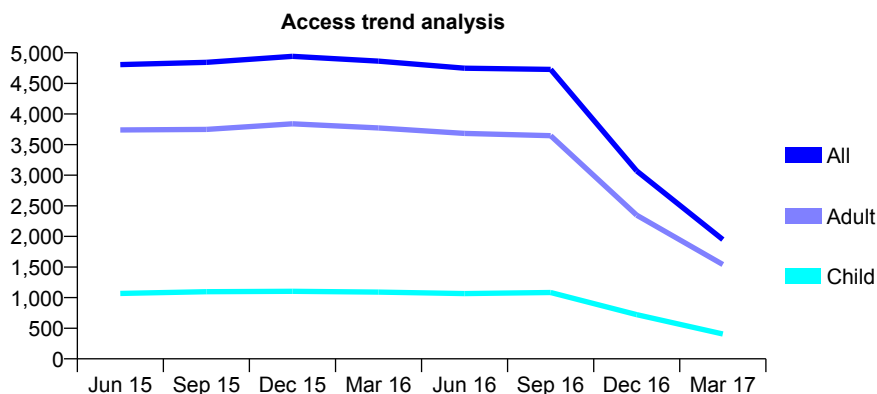
Q55 - Vital Signs At a Glance Contract Report for 993182/0001 - March 2017

Name or company name	MR DK GOSRANI
Contract type name	GDS Contract
Purpose of contract	General
Contract start date	01/04/2006
Contract end date	31/08/2016

16/17 Contracted general activity (UDA)	6,302
Carry forward general activity (UDA)	0
16/17 Contracted orthodontic activity (UOA)	0
Carry forward orthodontic activity (UOA)	0
Baseline contract value	£159,360.56

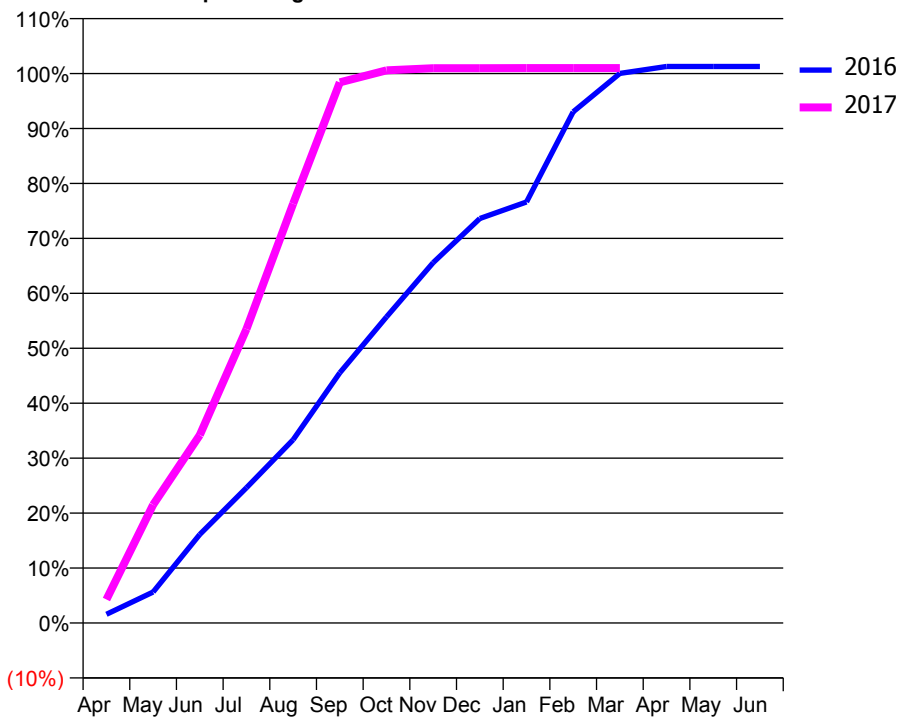
ACCESS*

Patients seen in 24 months	Total	Change since previous quarter
Quarter ending March 2016	4,863	
Quarter ending June 2016	4,748	↓
Quarter ending September 2016	4,728	→
Quarter ending December 2016	3,071	↓
Quarter ending March 2017	1,948	↓
Variance since March 2016	(59.9%)	↓



ACTIVITY

Cumulative percentage of contracted UDA delivered 2016 & 2017



Adjusted Scheduled Activity (UDA)

Month	2016	2017
April	240	270
May	853	1,355
June	2,439	2,156
July	3,723	3,371
August	5,045	4,809
September	6,885	6,201
October	8,425	6,338
November	9,920	6,363
December	11,134	6,363
January	11,587	6,364
February	14,071	6,364
March	15,125	6,364
April	15,319	
May	15,319	
June	15,319	

QUALITY

	Quantity	Base Number	Contract	AT	Region	England
% of FP17s for the same patient ID Re-attending within 3 months - Children	36	789	4.6%	10.9%	12.0%	12.3%
% of FP17s for the same patient ID Re-attending within 3 months - Adults	277	2,315	12.0%	15.2%	16.0%	16.7%
% of FP17s for the same patient ID Re-attending between 3 & 9 months - Children	414	789	52.5%	61.3%	58.8%	57.6%
% of FP17s for the same patient ID Re-attending between 3 & 9 months - Adults	1,227	2,315	53.0%	54.8%	51.2%	50.1%
% of FP17s for Band 1 Urgent Courses	95	3,026	3.1%	7.0%	8.0%	9.1%
% of FP17s Relating to Free Repair or Replacements	35	3,026	1.2%	0.8%	0.8%	0.8%
% of FP17s Relating to Continuations	19	3,026	0.6%	1.6%	1.2%	1.2%
% of Patients satisfied with the dentistry they have received	1	1	N/A	92.3%	92.7%	92.8%
% of Patients satisfied with the time they had to wait for an appointment	1	1	N/A	88.0%	89.1%	88.7%

* This is based on patients treated on this contract for their most recent course of treatment. Figures in italics indicate the base number of FP17s or Patient Questionnaire responses are less than 100. N/A is shown where the base number of responses is less than 10 during the period. % is calculated as Quantity/Base number*100

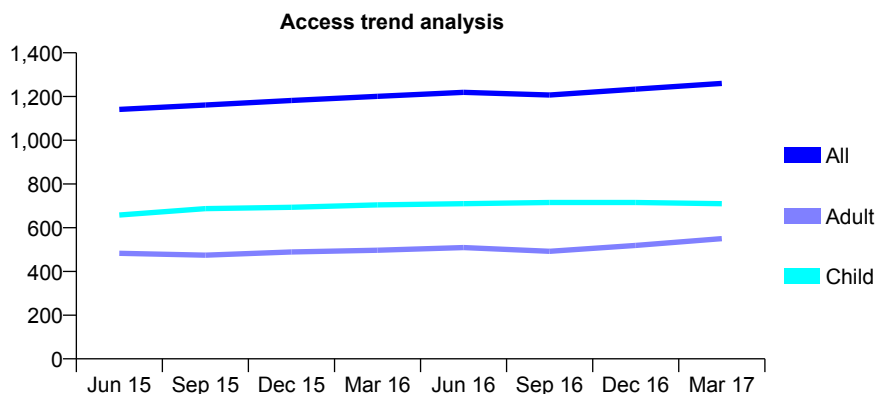
Q55 - Vital Signs At a Glance Contract Report for 993840/0001 - March 2017

Name or company name	MR RB CANTILLON
Contract type name	GDS Contract
Purpose of contract	General
Contract start date	01/04/2006
Contract end date	

16/17 Contracted general activity (UDA)	3,221
Carry forward general activity (UDA)	0
16/17 Contracted orthodontic activity (UOA)	0
Carry forward orthodontic activity (UOA)	0
Baseline contract value	£72,136.90

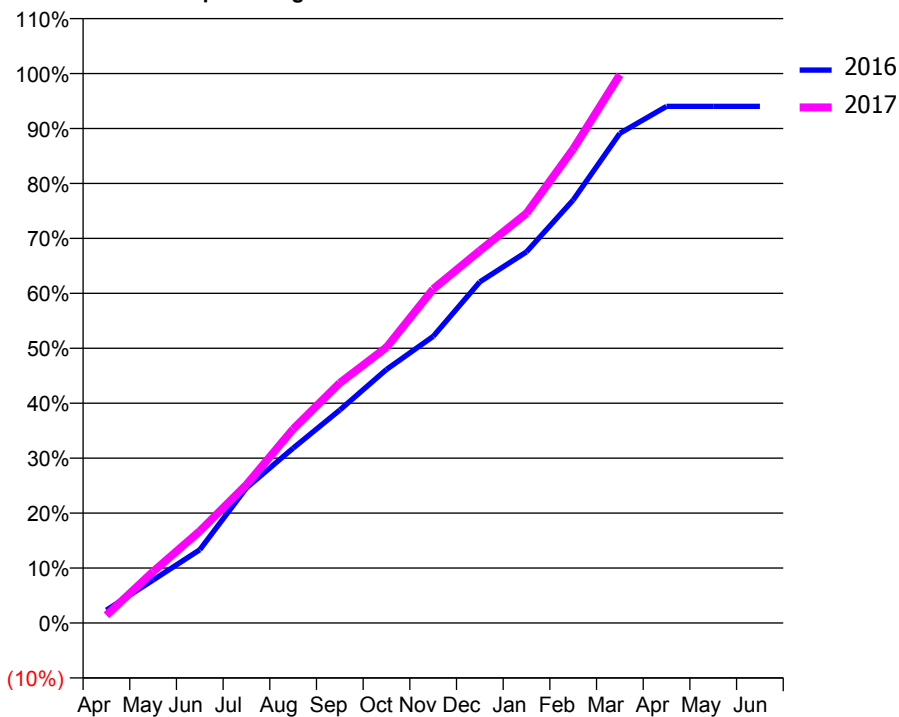
ACCESS*

Patients seen in 24 months	Total	Change since previous quarter
Quarter ending March 2016	1,201	
Quarter ending June 2016	1,219	→
Quarter ending September 2016	1,207	→
Quarter ending December 2016	1,234	↑
Quarter ending March 2017	1,260	↑
Variance since March 2016	4.9%	↑



ACTIVITY

Cumulative percentage of contracted UDA delivered 2016 & 2017



Month	Adjusted Scheduled Activity (UDA)	
	2016	2017
April	75	46
May	252	301
June	429	539
July	792	811
August	1,025	1,137
September	1,249	1,407
October	1,487	1,616
November	1,680	1,957
December	2,000	2,182
January	2,175	2,401
February	2,479	2,778
March	2,871	3,213
April	3,028	
May	3,028	
June	3,028	

QUALITY

	Quantity	Base Number	Contract	AT	Region	England
% of FP17s for the same patient ID Re-attending within 3 months - Children	91	1,254	7.3%	10.9%	12.0%	12.3%
% of FP17s for the same patient ID Re-attending within 3 months - Adults	110	795	13.8%	15.2%	16.0%	16.7%
% of FP17s for the same patient ID Re-attending between 3 & 9 months - Children	891	1,254	71.1%	61.3%	58.8%	57.6%
% of FP17s for the same patient ID Re-attending between 3 & 9 months - Adults	462	795	58.1%	54.8%	51.2%	50.1%
% of FP17s for Band 1 Urgent Courses	62	1,955	3.2%	7.0%	8.0%	9.1%
% of FP17s Relating to Free Repair or Replacements	1	1,955	0.1%	0.8%	0.8%	0.8%
% of FP17s Relating to Continuations	40	1,955	2.0%	1.6%	1.2%	1.2%
% of Patients satisfied with the dentistry they have received	1	1	N/A	92.3%	92.7%	92.8%
% of Patients satisfied with the time they had to wait for an appointment	1	1	N/A	88.0%	89.1%	88.7%

* This is based on patients treated on this contract for their most recent course of treatment. Figures in italics indicate the base number of FP17s or Patient Questionnaire responses are less than 100. N/A is shown where the base number of responses is less than 10 during the period. % is calculated as Quantity/Base number*100

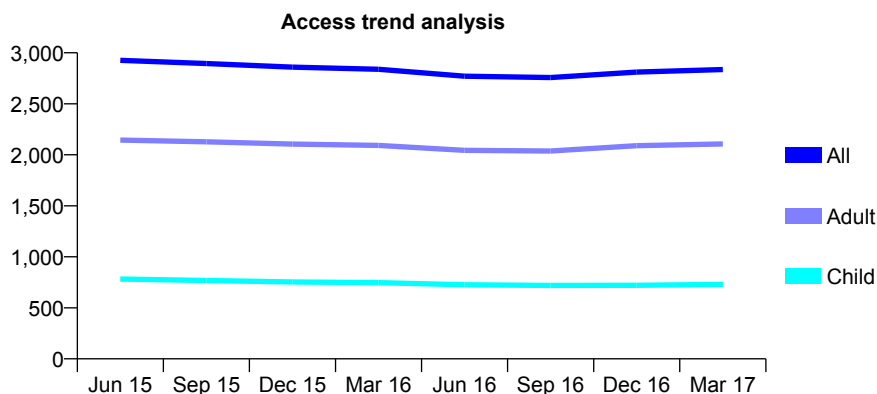
Q55 - Vital Signs At a Glance Contract Report for 997277/0001 - March 2017

Name or company name	MR CA CUNNINGTON
Contract type name	GDS Contract
Purpose of contract	General and Orthodontic
Contract start date	01/04/2006
Contract end date	

16/17 Contracted general activity (UDA)	10,740
Carry forward general activity (UDA)	298
16/17 Contracted orthodontic activity (UOA)	210
Carry forward orthodontic activity (UOA)	0
Baseline contract value	£247,589.50

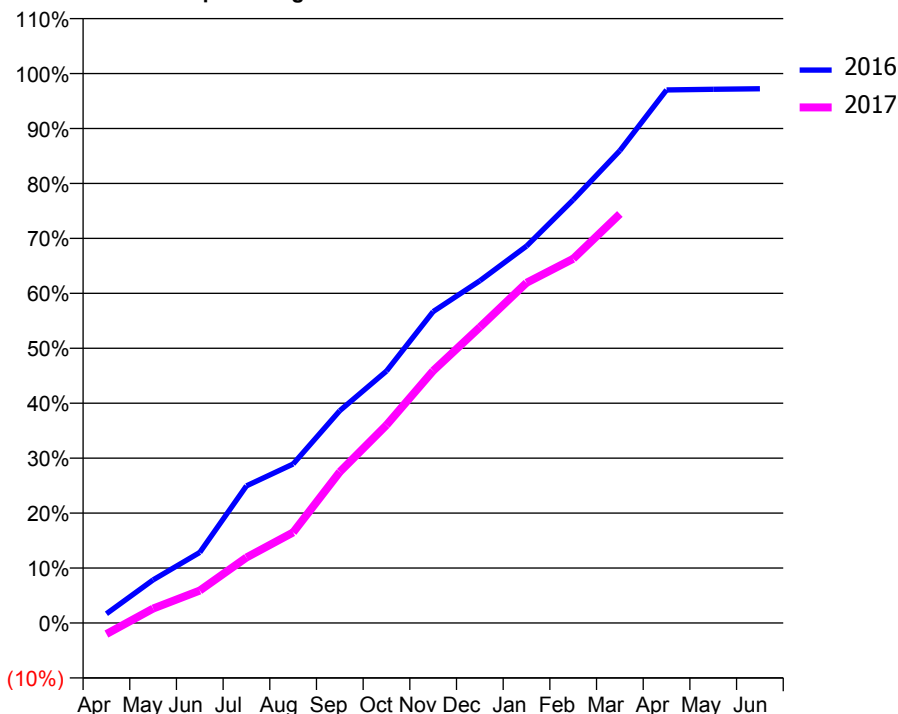
ACCESS*

Patients seen in 24 months	Total	Change since previous quarter
Quarter ending March 2016	2,839	
Quarter ending June 2016	2,770	↓
Quarter ending September 2016	2,757	→
Quarter ending December 2016	2,811	→
Quarter ending March 2017	2,836	→
Variance since March 2016	(0.1%)	→



ACTIVITY

Cumulative percentage of contracted UDA delivered 2016 & 2017



Adjusted Scheduled Activity (UDA)

Month	2016	2017
April	182	-219
May	844	284
June	1,381	633
July	2,681	1,280
August	3,107	1,772
September	4,150	2,954
October	4,925	3,868
November	6,088	4,930
December	6,688	5,783
January	7,366	6,651
February	8,272	7,118
March	9,233	7,996
April	10,418	
May	10,432	
June	10,442	

QUALITY

	Quantity	Base Number	Contract	AT	Region	England
% of FP17s for the same patient ID Re-attending within 3 months - Children	105	1,248	8.4%	10.9%	12.0%	12.3%
% of FP17s for the same patient ID Re-attending within 3 months - Adults	338	3,433	9.8%	15.2%	16.0%	16.7%
% of FP17s for the same patient ID Re-attending between 3 & 9 months - Children	877	1,248	70.3%	61.3%	58.8%	57.6%
% of FP17s for the same patient ID Re-attending between 3 & 9 months - Adults	2,421	3,433	70.5%	54.8%	51.2%	50.1%
% of FP17s for Band 1 Urgent Courses	64	4,161	1.5%	7.0%	8.0%	9.1%
% of FP17s Relating to Free Repair or Replacements	2	4,161	0.0%	0.8%	0.8%	0.8%
% of FP17s Relating to Continuations	33	4,161	0.8%	1.6%	1.2%	1.2%
% of Patients satisfied with the dentistry they have received	5	5	N/A	92.3%	92.7%	92.8%
% of Patients satisfied with the time they had to wait for an appointment	5	5	N/A	88.0%	89.1%	88.7%

* This is based on patients treated on this contract for their most recent course of treatment. Figures in italics indicate the base number of FP17s or Patient Questionnaire responses are less than 100. N/A is shown where the base number of responses is less than 10 during the period. % is calculated as Quantity/Base number*100

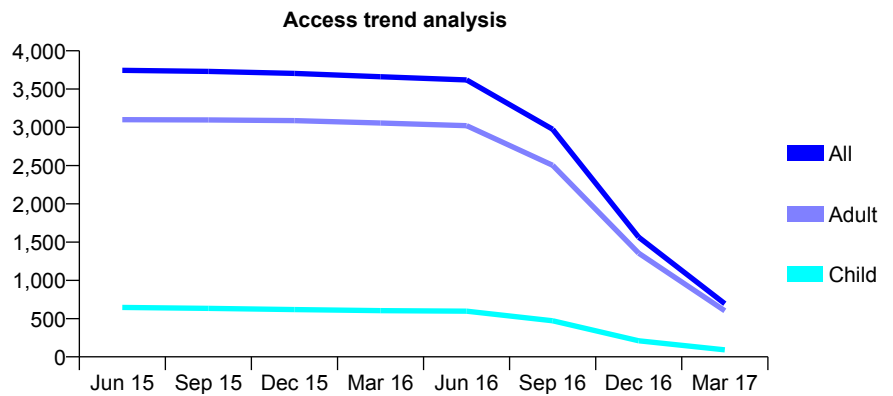
Q55 - Vital Signs At a Glance Contract Report for 999288/0001 - March 2017

Name or company name	MR AJ DALE
Contract type name	GDS Contract
Purpose of contract	General
Contract start date	01/04/2006
Contract end date	31/07/2016

16/17 Contracted general activity (UDA)	3,409
Carry forward general activity (UDA)	0
16/17 Contracted orthodontic activity (UOA)	0
Carry forward orthodontic activity (UOA)	0
Baseline contract value	£98,886.86

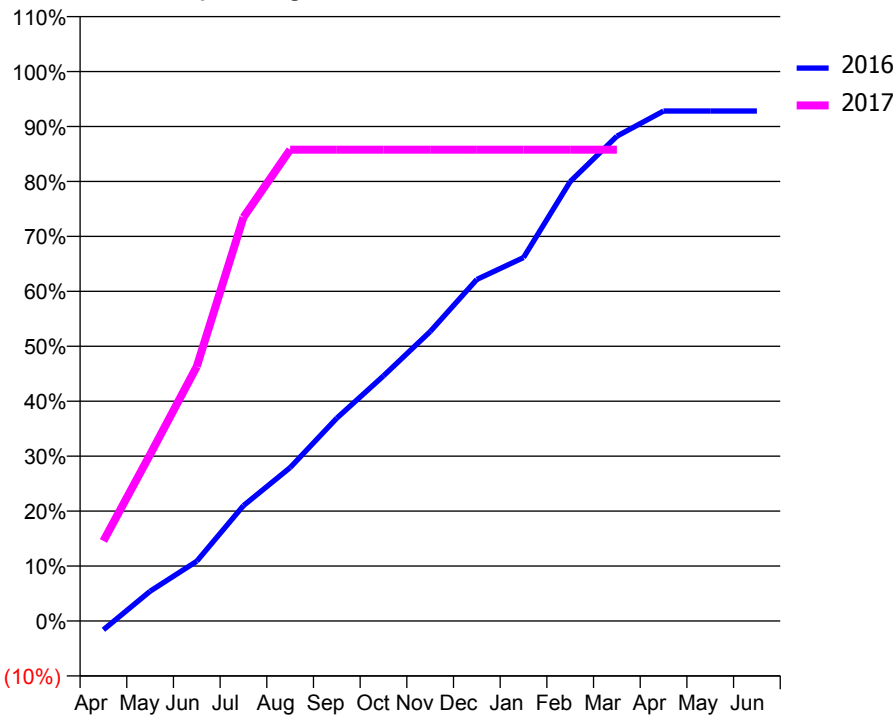
ACCESS*

Patients seen in 24 months	Total	Change since previous quarter
Quarter ending March 2016	3,661	
Quarter ending June 2016	3,619	↓
Quarter ending September 2016	2,975	↓
Quarter ending December 2016	1,565	↓
Quarter ending March 2017	695	↓
Variance since March 2016	(81.0%)	↓



ACTIVITY

Cumulative percentage of contracted UDA delivered 2016 & 2017



Month	Adjusted Scheduled Activity (UDA)	
	2016	2017
April	-165	497
May	555	1,033
June	1,113	1,579
July	2,147	2,504
August	2,856	2,924
September	3,778	2,924
October	4,562	2,924
November	5,388	2,924
December	6,358	2,924
January	6,765	2,924
February	8,181	2,924
March	9,024	2,924
April	9,493	
May	9,493	
June	9,493	

QUALITY

	Quantity	Base Number	Contract	AT	Region	England
% of FP17s for the same patient ID Re-attending within 3 months - Children	20	324	6.2%	10.9%	12.0%	12.3%
% of FP17s for the same patient ID Re-attending within 3 months - Adults	204	1,621	12.6%	15.2%	16.0%	16.7%
% of FP17s for the same patient ID Re-attending between 3 & 9 months - Children	228	324	70.4%	61.3%	58.8%	57.6%
% of FP17s for the same patient ID Re-attending between 3 & 9 months - Adults	979	1,621	60.4%	54.8%	51.2%	50.1%
% of FP17s for Band 1 Urgent Courses	23	1,700	1.4%	7.0%	8.0%	9.1%
% of FP17s Relating to Free Repair or Replacements	12	1,700	0.7%	0.8%	0.8%	0.8%
% of FP17s Relating to Continuations	65	1,700	3.8%	1.6%	1.2%	1.2%
% of Patients satisfied with the dentistry they have received	7	7	N/A	92.3%	92.7%	92.8%
% of Patients satisfied with the time they had to wait for an appointment	7	7	N/A	88.0%	89.1%	88.7%

* This is based on patients treated on this contract for their most recent course of treatment. Figures in italics indicate the base number of FP17s or Patient Questionnaire responses are less than 100. N/A is shown where the base number of responses is less than 10 during the period. % is calculated as Quantity/Base number*100