

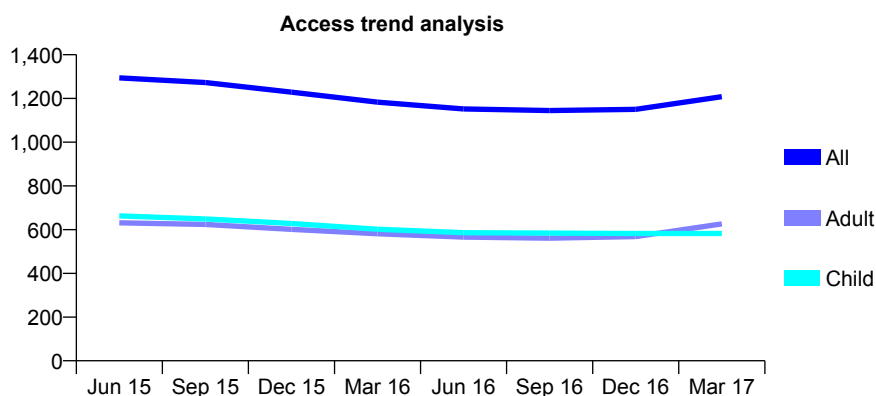
7A1 - Vital Signs At a Glance Contract Report for 101281/0086 - March 2017

Name or company name	OASIS DENTAL CARE LTD
Contract type name	GDS Contract
Purpose of contract	General
Contract start date	01/04/2006
Contract end date	

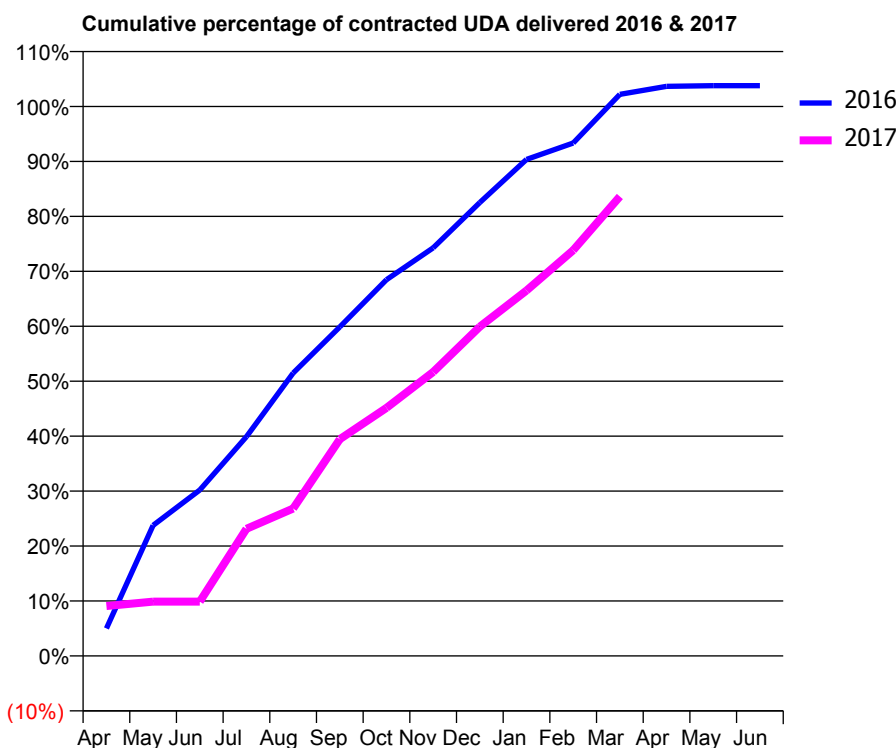
16/17 Contracted general activity (UDA)	3,500
Carry forward general activity (UDA)	-114
16/17 Contracted orthodontic activity (UOA)	0
Carry forward orthodontic activity (UOA)	0
Baseline contract value	£83,322.61

ACCESS*

Patients seen in 24 months	Total	Change since previous quarter
Quarter ending March 2016	1,183	
Quarter ending June 2016	1,152	↓
Quarter ending September 2016	1,145	→
Quarter ending December 2016	1,150	→
Quarter ending March 2017	1,208	↑
Variance since March 2016	2.1%	↑



ACTIVITY



Month	Adjusted Scheduled Activity (UDA)	
	2016	2017
April	150	318
May	713	346
June	906	346
July	1,197	810
August	1,544	939
September	1,796	1,380
October	2,054	1,581
November	2,228	1,808
December	2,475	2,098
January	2,711	2,328
February	2,800	2,584
March	3,066	2,926
April	3,110	
May	3,114	
June	3,114	

QUALITY

	Quantity	Base Number	Contract	LHB	Wales
% of FP17s for the same patient ID Re-attending within 3 months - Children	66	1,084	6.1%	8.0%	11.3%
% of FP17s for the same patient ID Re-attending within 3 months - Adults	104	836	12.4%	13.8%	16.7%
% of FP17s for the same patient ID Re-attending between 3 & 9 months - Children	802	1,084	74.0%	58.8%	58.0%
% of FP17s for the same patient ID Re-attending between 3 & 9 months - Adults	514	836	61.5%	53.2%	53.7%
% of FP17s for Band 1 Urgent Courses	70	1,868	3.7%	8.1%	9.0%
% of FP17s Relating to Free Repair or Replacements	1	1,868	0.1%	0.8%	0.7%
% of FP17s Relating to Continuations	2	1,868	0.1%	1.0%	0.9%
% of Patients satisfied with the dentistry they have received	2	2	N/A	93.6%	93.9%
% of Patients satisfied with the time they had to wait for an appointment	2	2	N/A	89.3%	88.4%

* This is based on patients treated on this contract for their most recent course of treatment. Figures in italics indicate the base number of FP17s or Patient Questionnaire responses are less than 100. N/A is shown where the base number of responses is less than 10 during the period. % is calculated as Quantity/Base number*100

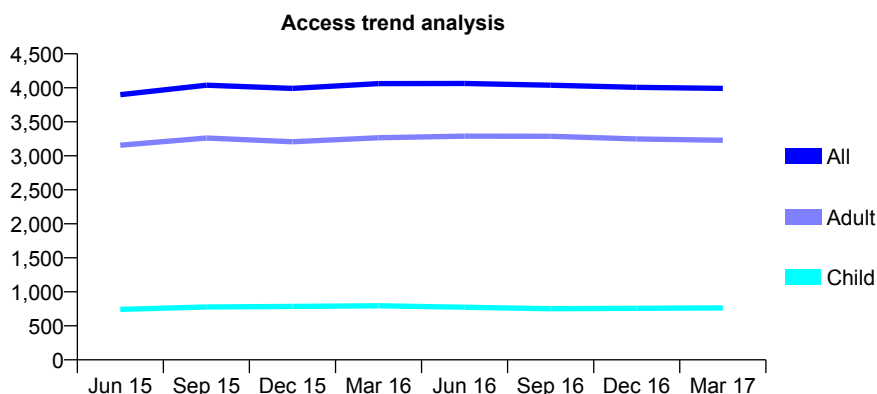
7A1 - Vital Signs At a Glance Contract Report for 101281/0116 - March 2017

Name or company name	OASIS DENTAL CARE LTD
Contract type name	GDS Contract
Purpose of contract	General
Contract start date	01/04/2006
Contract end date	

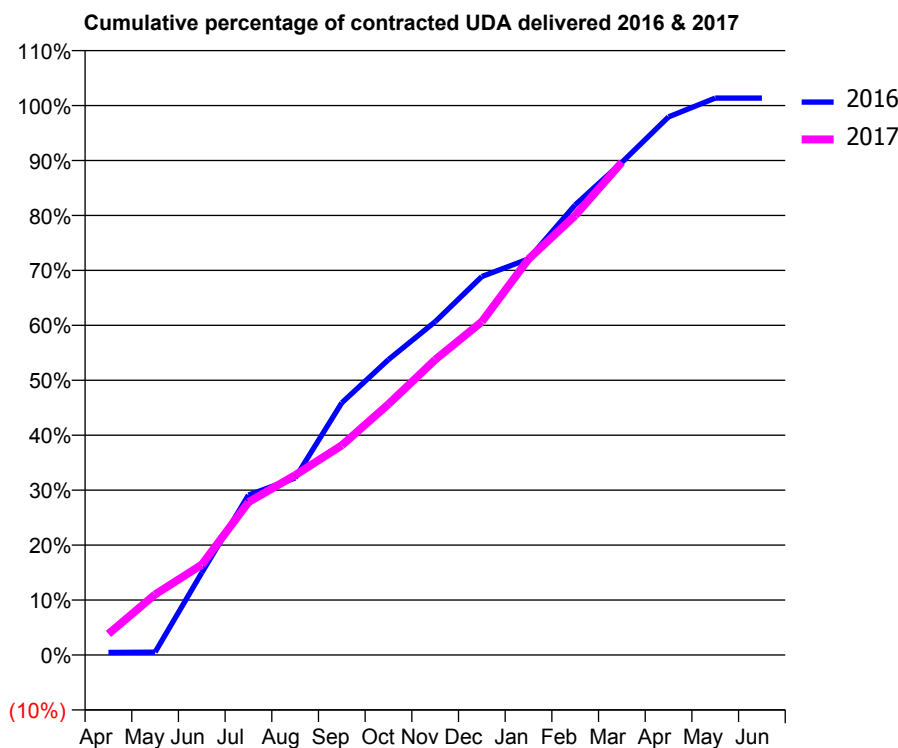
16/17 Contracted general activity (UDA)	14,000
Carry forward general activity (UDA)	-198
16/17 Contracted orthodontic activity (UOA)	0
Carry forward orthodontic activity (UOA)	0
Baseline contract value	£321,355.65

ACCESS*

Patients seen in 24 months	Total	Change since previous quarter
Quarter ending March 2016	4,062	
Quarter ending June 2016	4,063	→
Quarter ending September 2016	4,039	→
Quarter ending December 2016	4,006	→
Quarter ending March 2017	3,992	→
Variance since March 2016	(1.7%)	↓



ACTIVITY



Month	Adjusted Scheduled Activity (UDA)	
	2016	2017
April	70	540
May	76	1,545
June	2,185	2,301
July	4,248	3,895
August	4,700	4,580
September	6,699	5,343
October	7,844	6,393
November	8,851	7,523
December	10,050	8,491
January	10,516	10,089
February	11,952	11,195
March	13,080	12,555
April	14,286	
May	14,788	
June	14,788	

QUALITY

	Quantity	Base Number	Contract	LHB	Wales
% of FP17s for the same patient ID Re-attending within 3 months - Children	101	1,027	9.8%	8.0%	11.3%
% of FP17s for the same patient ID Re-attending within 3 months - Adults	981	4,844	20.3%	13.8%	16.7%
% of FP17s for the same patient ID Re-attending between 3 & 9 months - Children	447	1,027	43.5%	58.8%	58.0%
% of FP17s for the same patient ID Re-attending between 3 & 9 months - Adults	2,291	4,844	47.3%	53.2%	53.7%
% of FP17s for Band 1 Urgent Courses	625	5,256	11.9%	8.1%	9.0%
% of FP17s Relating to Free Repair or Replacements	62	5,256	1.2%	0.8%	0.7%
% of FP17s Relating to Continuations	119	5,256	2.3%	1.0%	0.9%
% of Patients satisfied with the dentistry they have received	12	13	92.3%	93.6%	93.9%
% of Patients satisfied with the time they had to wait for an appointment	12	13	92.3%	89.3%	88.4%

* This is based on patients treated on this contract for their most recent course of treatment. Figures in italics indicate the base number of FP17s or Patient Questionnaire responses are less than 100. N/A is shown where the base number of responses is less than 10 during the period. % is calculated as Quantity/Base number*100

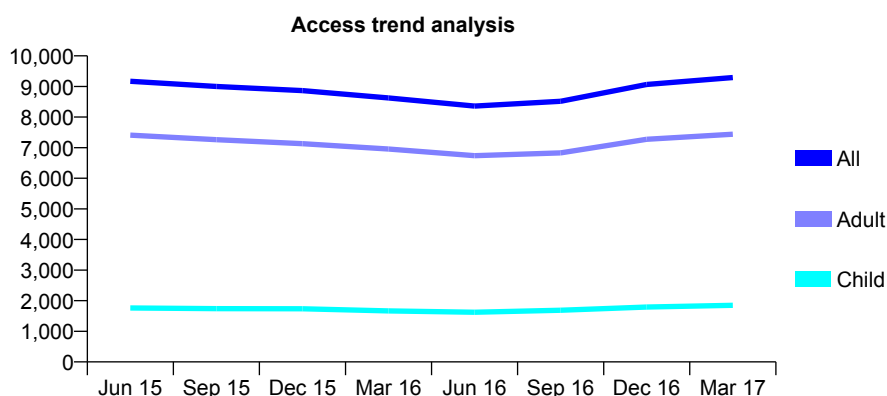
7A1 - Vital Signs At a Glance Contract Report for 101281/0133 - March 2017

Name or company name	OASIS DENTAL CARE LTD
Contract type name	GDS Contract
Purpose of contract	General
Contract start date	01/04/2006
Contract end date	

16/17 Contracted general activity (UDA)	33,740
Carry forward general activity (UDA)	269
16/17 Contracted orthodontic activity (UOA)	0
Carry forward orthodontic activity (UOA)	0
Baseline contract value	£774,467.06

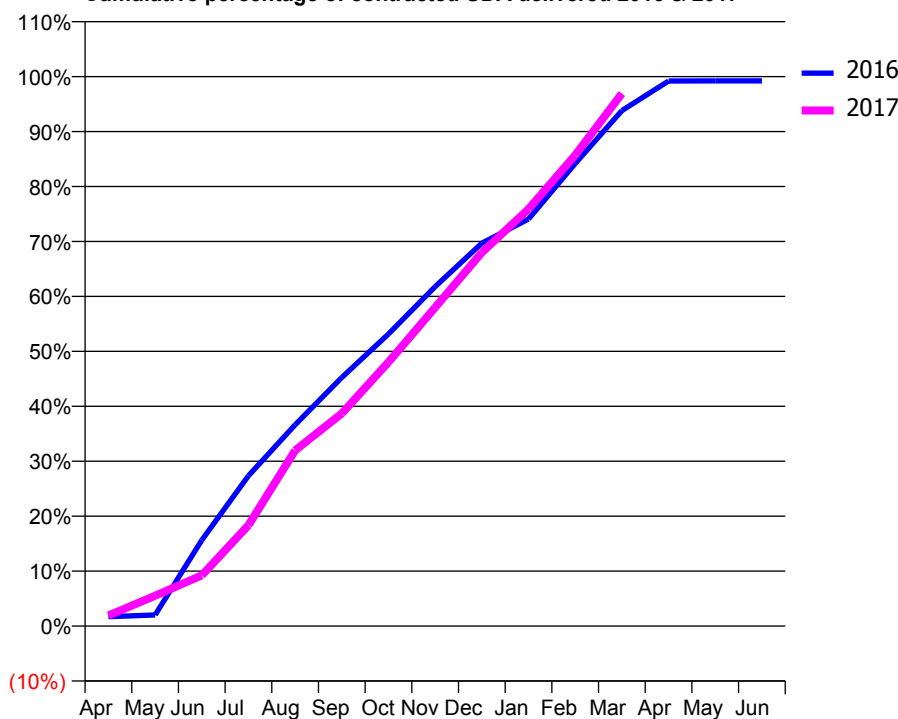
ACCESS*

Patients seen in 24 months	Total	Change since previous quarter
Quarter ending March 2016	8,624	
Quarter ending June 2016	8,361	↓
Quarter ending September 2016	8,518	→
Quarter ending December 2016	9,067	↑
Quarter ending March 2017	9,290	↑
Variance since March 2016	7.7%	↑



ACTIVITY

Cumulative percentage of contracted UDA delivered 2016 & 2017



Adjusted Scheduled Activity (UDA)

Month	2016	2017
April	581	652
May	686	1,862
June	5,277	3,114
July	9,230	6,197
August	12,357	10,791
September	15,265	13,052
October	17,932	16,205
November	20,838	19,561
December	23,515	22,941
January	24,995	25,609
February	28,403	28,918
March	31,651	32,701
April	33,470	
May	33,473	
June	33,471	

QUALITY

	Quantity	Base Number	Contract	LHB	Wales
% of FP17s for the same patient ID Re-attending within 3 months - Children	137	2,521	5.4%	8.0%	11.3%
% of FP17s for the same patient ID Re-attending within 3 months - Adults	1,451	10,897	13.3%	13.8%	16.7%
% of FP17s for the same patient ID Re-attending between 3 & 9 months - Children	1,290	2,521	51.2%	58.8%	58.0%
% of FP17s for the same patient ID Re-attending between 3 & 9 months - Adults	5,614	10,897	51.5%	53.2%	53.7%
% of FP17s for Band 1 Urgent Courses	604	12,917	4.7%	8.1%	9.0%
% of FP17s Relating to Free Repair or Replacements	126	12,917	1.0%	0.8%	0.7%
% of FP17s Relating to Continuations	292	12,917	2.3%	1.0%	0.9%
% of Patients satisfied with the dentistry they have received	43	47	91.5%	93.6%	93.9%
% of Patients satisfied with the time they had to wait for an appointment	37	47	78.7%	89.3%	88.4%

* This is based on patients treated on this contract for their most recent course of treatment. Figures in italics indicate the base number of FP17s or Patient Questionnaire responses are less than 100. N/A is shown where the base number of responses is less than 10 during the period. % is calculated as Quantity/Base number*100

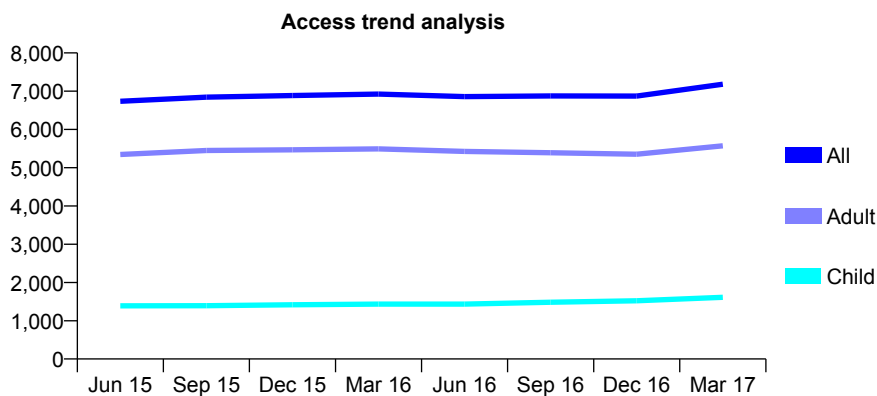
7A1 - Vital Signs At a Glance Contract Report for 101281/0144 - March 2017

Name or company name	OASIS DENTAL CARE LTD
Contract type name	GDS Contract
Purpose of contract	General
Contract start date	01/04/2006
Contract end date	

16/17 Contracted general activity (UDA)	23,118
Carry forward general activity (UDA)	-935
16/17 Contracted orthodontic activity (UOA)	0
Carry forward orthodontic activity (UOA)	0
Baseline contract value	£530,649.95

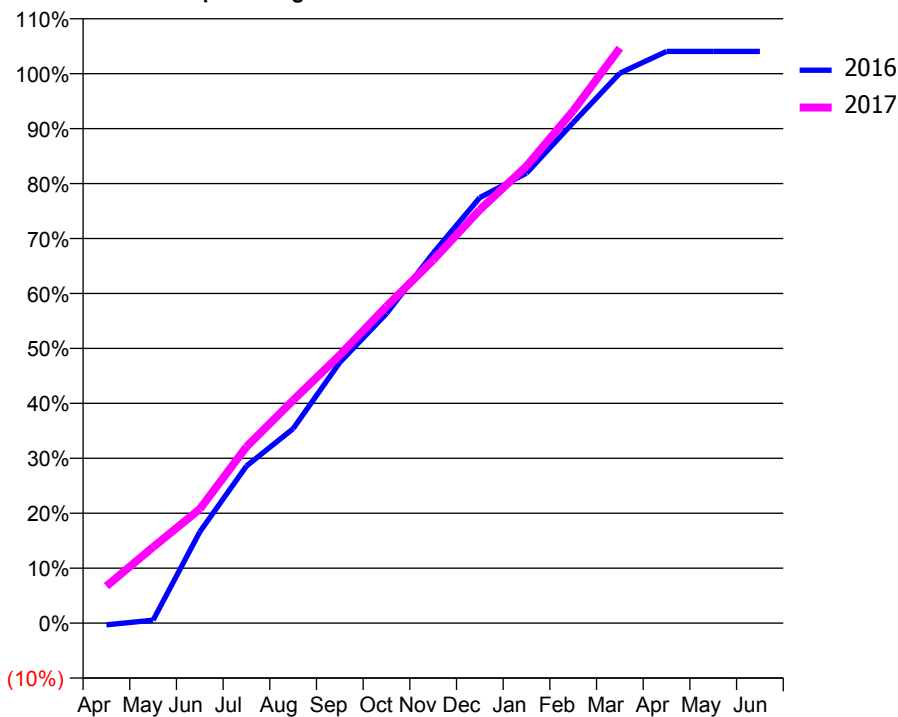
ACCESS*

Patients seen in 24 months	Total	Change since previous quarter
Quarter ending March 2016	6,925	
Quarter ending June 2016	6,858	→
Quarter ending September 2016	6,875	→
Quarter ending December 2016	6,872	→
Quarter ending March 2017	7,183	↑
Variance since March 2016	3.7%	↑



ACTIVITY

Cumulative percentage of contracted UDA delivered 2016 & 2017



Month	Adjusted Scheduled Activity (UDA)	
	2016	2017
April	-73	1,559
May	129	3,201
June	3,841	4,801
July	6,610	7,421
August	8,180	9,377
September	10,972	11,281
October	13,022	13,325
November	15,573	15,271
December	17,903	17,395
January	18,929	19,227
February	21,056	21,557
March	23,138	24,194
April	24,052	
May	24,053	
June	24,053	

QUALITY

	Quantity	Base Number	Contract	LHB	Wales
% of FP17s for the same patient ID Re-attending within 3 months - Children	142	2,284	6.2%	8.0%	11.3%
% of FP17s for the same patient ID Re-attending within 3 months - Adults	1,337	8,685	15.4%	13.8%	16.7%
% of FP17s for the same patient ID Re-attending between 3 & 9 months - Children	1,219	2,284	53.4%	58.8%	58.0%
% of FP17s for the same patient ID Re-attending between 3 & 9 months - Adults	5,079	8,685	58.5%	53.2%	53.7%
% of FP17s for Band 1 Urgent Courses	730	10,652	6.9%	8.1%	9.0%
% of FP17s Relating to Free Repair or Replacements	117	10,652	1.1%	0.8%	0.7%
% of FP17s Relating to Continuations	225	10,652	2.1%	1.0%	0.9%
% of Patients satisfied with the dentistry they have received	28	31	90.3%	93.6%	93.9%
% of Patients satisfied with the time they had to wait for an appointment	28	31	90.3%	89.3%	88.4%

* This is based on patients treated on this contract for their most recent course of treatment. Figures in italics indicate the base number of FP17s or Patient Questionnaire responses are less than 100. N/A is shown where the base number of responses is less than 10 during the period. % is calculated as Quantity/Base number*100

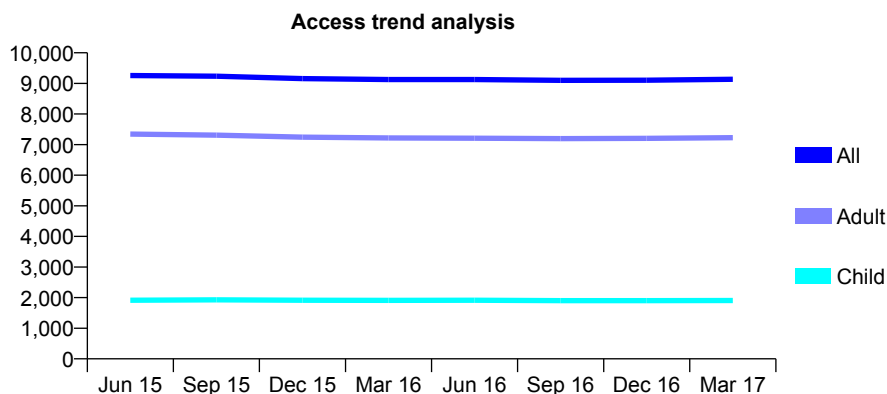
7A1 - Vital Signs At a Glance Contract Report for 101281/0152 - March 2017

Name or company name	OASIS DENTAL CARE LTD
Contract type name	GDS Contract
Purpose of contract	General
Contract start date	01/04/2006
Contract end date	

16/17 Contracted general activity (UDA)	25,000
Carry forward general activity (UDA)	-125
16/17 Contracted orthodontic activity (UOA)	0
Carry forward orthodontic activity (UOA)	0
Baseline contract value	£573,980.24

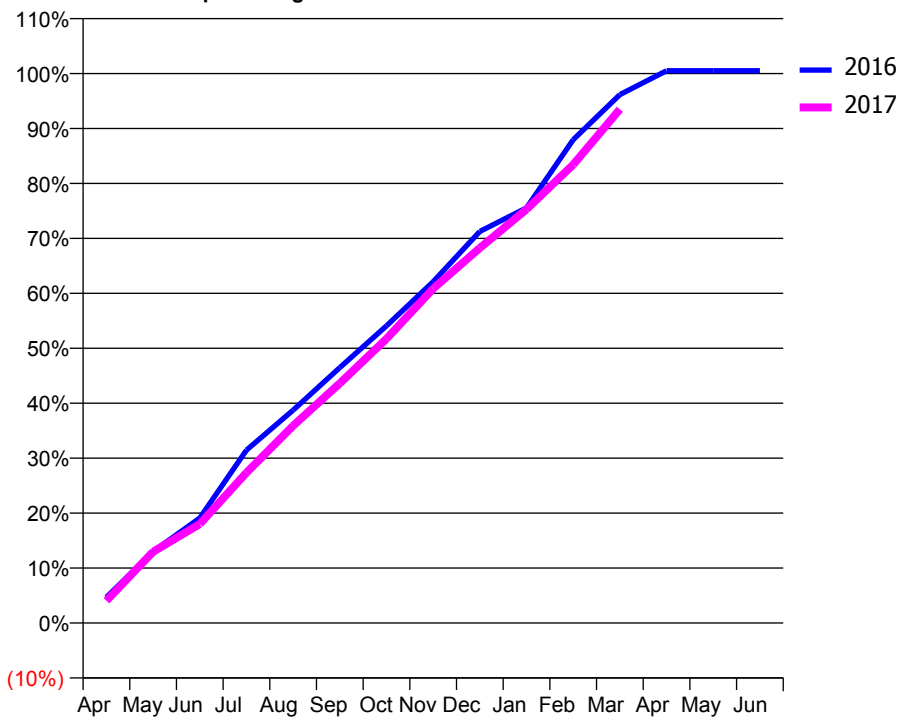
ACCESS*

Patients seen in 24 months	Total	Change since previous quarter
Quarter ending March 2016	9,127	
Quarter ending June 2016	9,126	→
Quarter ending September 2016	9,101	→
Quarter ending December 2016	9,104	→
Quarter ending March 2017	9,133	→
Variance since March 2016	0.1%	→



ACTIVITY

Cumulative percentage of contracted UDA delivered 2016 & 2017



Month	Adjusted Scheduled Activity (UDA)	
	2016	2017
April	1,174	1,017
May	3,254	3,240
June	4,777	4,503
July	7,867	6,843
August	9,687	8,977
September	11,623	10,906
October	13,519	12,933
November	15,527	15,210
December	17,813	17,062
January	18,887	18,823
February	21,988	20,856
March	24,041	23,373
April	25,125	
May	25,125	
June	25,125	

QUALITY

	Quantity	Base Number	Contract	LHB	Wales
% of FP17s for the same patient ID Re-attending within 3 months - Children	160	2,730	5.9%	8.0%	11.3%
% of FP17s for the same patient ID Re-attending within 3 months - Adults	1,350	10,242	13.2%	13.8%	16.7%
% of FP17s for the same patient ID Re-attending between 3 & 9 months - Children	1,562	2,730	57.2%	58.8%	58.0%
% of FP17s for the same patient ID Re-attending between 3 & 9 months - Adults	4,992	10,242	48.7%	53.2%	53.7%
% of FP17s for Band 1 Urgent Courses	947	12,485	7.6%	8.1%	9.0%
% of FP17s Relating to Free Repair or Replacements	114	12,485	0.9%	0.8%	0.7%
% of FP17s Relating to Continuations	180	12,485	1.4%	1.0%	0.9%
% of Patients satisfied with the dentistry they have received	25	28	89.3%	93.6%	93.9%
% of Patients satisfied with the time they had to wait for an appointment	25	28	89.3%	89.3%	88.4%

* This is based on patients treated on this contract for their most recent course of treatment. Figures in italics indicate the base number of FP17s or Patient Questionnaire responses are less than 100. N/A is shown where the base number of responses is less than 10 during the period. % is calculated as Quantity/Base number*100

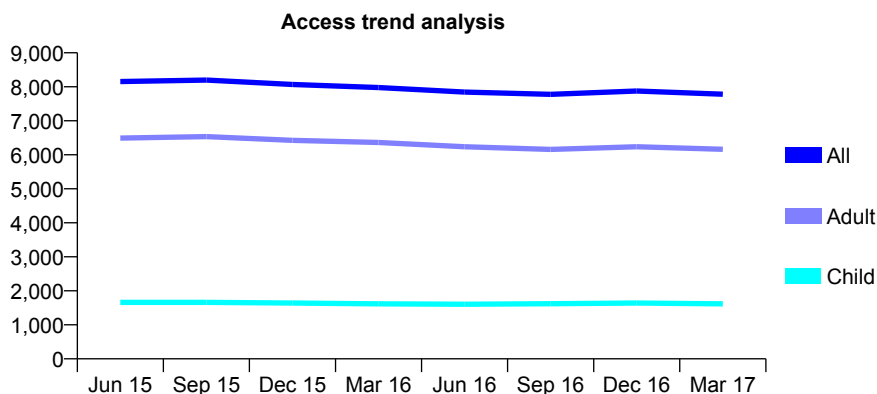
7A1 - Vital Signs At a Glance Contract Report for 101281/0153 - March 2017

Name or company name	OASIS DENTAL CARE LTD
Contract type name	GDS Contract
Purpose of contract	General
Contract start date	01/04/2006
Contract end date	

16/17 Contracted general activity (UDA)	26,500
Carry forward general activity (UDA)	-332
16/17 Contracted orthodontic activity (UOA)	0
Carry forward orthodontic activity (UOA)	0
Baseline contract value	£608,419.05

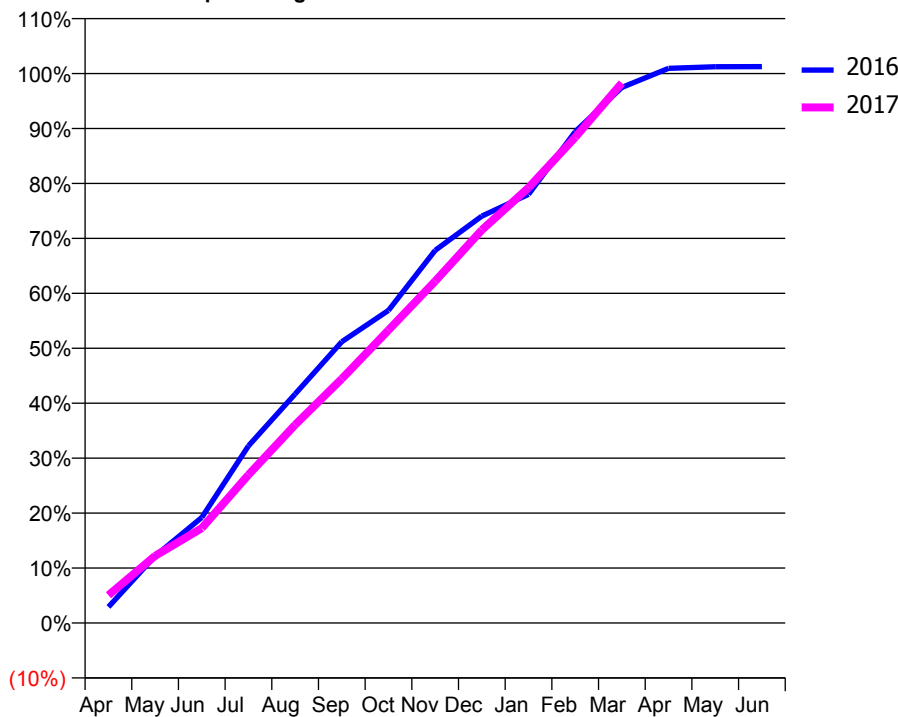
ACCESS*

Patients seen in 24 months	Total	Change since previous quarter
Quarter ending March 2016	7,979	
Quarter ending June 2016	7,846	↓
Quarter ending September 2016	7,780	→
Quarter ending December 2016	7,877	→
Quarter ending March 2017	7,783	↓
Variance since March 2016	(2.5%)	↓



ACTIVITY

Cumulative percentage of contracted UDA delivered 2016 & 2017



Month	Adjusted Scheduled Activity (UDA)	
	2016	2017
April	776	1,339
May	3,229	3,236
June	5,093	4,573
July	8,541	7,147
August	11,042	9,557
September	13,565	11,780
October	15,076	14,122
November	17,968	16,488
December	19,625	18,954
January	20,673	20,992
February	23,691	23,421
March	25,829	26,041
April	26,750	
May	26,824	
June	26,832	

QUALITY

	Quantity	Base Number	Contract	LHB	Wales
% of FP17s for the same patient ID Re-attending within 3 months - Children	165	2,389	6.9%	8.0%	11.3%
% of FP17s for the same patient ID Re-attending within 3 months - Adults	1,363	9,436	14.4%	13.8%	16.7%
% of FP17s for the same patient ID Re-attending between 3 & 9 months - Children	1,382	2,389	57.8%	58.8%	58.0%
% of FP17s for the same patient ID Re-attending between 3 & 9 months - Adults	5,582	9,436	59.2%	53.2%	53.7%
% of FP17s for Band 1 Urgent Courses	785	11,368	6.9%	8.1%	9.0%
% of FP17s Relating to Free Repair or Replacements	144	11,368	1.3%	0.8%	0.7%
% of FP17s Relating to Continuations	174	11,368	1.5%	1.0%	0.9%
% of Patients satisfied with the dentistry they have received	19	19	100.0%	93.6%	93.9%
% of Patients satisfied with the time they had to wait for an appointment	17	19	89.5%	89.3%	88.4%

* This is based on patients treated on this contract for their most recent course of treatment. Figures in italics indicate the base number of FP17s or Patient Questionnaire responses are less than 100. N/A is shown where the base number of responses is less than 10 during the period. % is calculated as Quantity/Base number*100

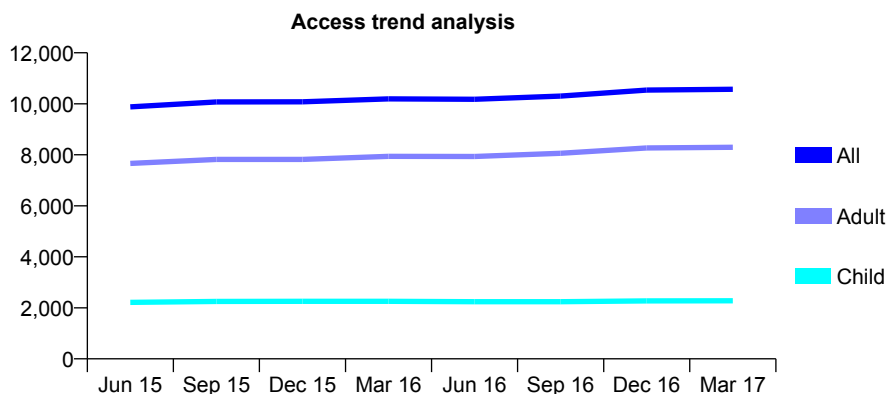
7A1 - Vital Signs At a Glance Contract Report for 101281/0154 - March 2017

Name or company name	OASIS DENTAL CARE LTD
Contract type name	GDS Contract
Purpose of contract	General
Contract start date	01/04/2006
Contract end date	

16/17 Contracted general activity (UDA)	35,277
Carry forward general activity (UDA)	1,005
16/17 Contracted orthodontic activity (UOA)	0
Carry forward orthodontic activity (UOA)	0
Baseline contract value	£809,758.78

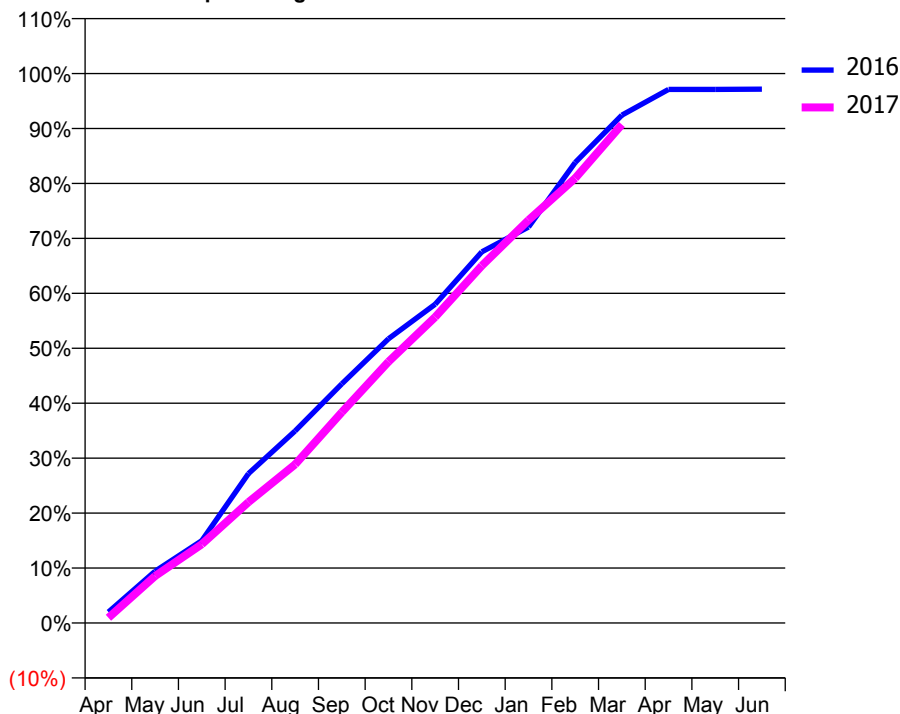
ACCESS*

Patients seen in 24 months	Total	Change since previous quarter
Quarter ending March 2016	10,196	
Quarter ending June 2016	10,178	→
Quarter ending September 2016	10,301	→
Quarter ending December 2016	10,540	↑
Quarter ending March 2017	10,571	→
Variance since March 2016	3.7%	↑



ACTIVITY

Cumulative percentage of contracted UDA delivered 2016 & 2017



Month	Adjusted Scheduled Activity (UDA)	
	2016	2017
April	702	342
May	3,325	3,019
June	5,290	5,051
July	9,596	7,759
August	12,336	10,183
September	15,352	13,534
October	18,248	16,772
November	20,468	19,643
December	23,825	22,940
January	25,424	25,870
February	29,562	28,552
March	32,607	32,001
April	34,254	
May	34,259	
June	34,272	

QUALITY

	Quantity	Base Number	Contract	LHB	Wales
% of FP17s for the same patient ID Re-attending within 3 months - Children	245	3,433	7.1%	8.0%	11.3%
% of FP17s for the same patient ID Re-attending within 3 months - Adults	2,178	13,412	16.2%	13.8%	16.7%
% of FP17s for the same patient ID Re-attending between 3 & 9 months - Children	2,183	3,433	63.6%	58.8%	58.0%
% of FP17s for the same patient ID Re-attending between 3 & 9 months - Adults	8,170	13,412	60.9%	53.2%	53.7%
% of FP17s for Band 1 Urgent Courses	1,498	16,031	9.3%	8.1%	9.0%
% of FP17s Relating to Free Repair or Replacements	166	16,031	1.0%	0.8%	0.7%
% of FP17s Relating to Continuations	311	16,031	1.9%	1.0%	0.9%
% of Patients satisfied with the dentistry they have received	32	33	97.0%	93.6%	93.9%
% of Patients satisfied with the time they had to wait for an appointment	31	33	93.9%	89.3%	88.4%

* This is based on patients treated on this contract for their most recent course of treatment. Figures in italics indicate the base number of FP17s or Patient Questionnaire responses are less than 100. N/A is shown where the base number of responses is less than 10 during the period. % is calculated as Quantity/Base number*100

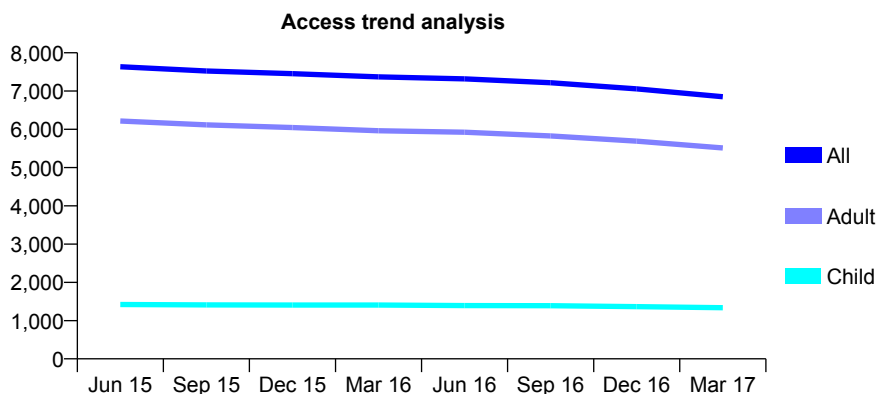
7A1 - Vital Signs At a Glance Contract Report for 101281/0156 - March 2017

Name or company name	OASIS DENTAL CARE LTD
Contract type name	GDS Contract
Purpose of contract	General
Contract start date	01/04/2006
Contract end date	

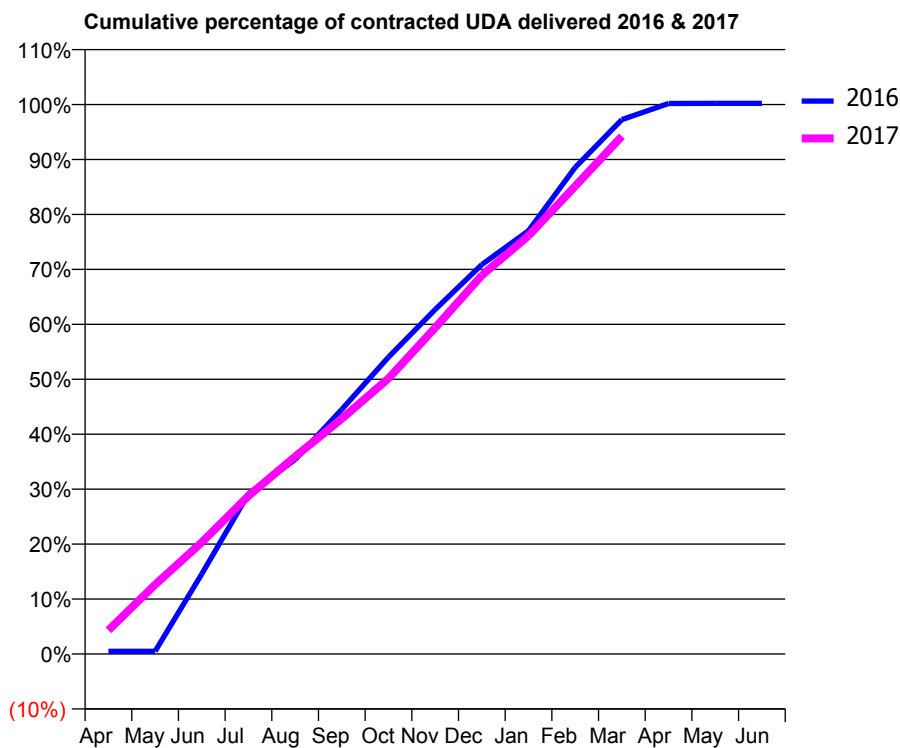
16/17 Contracted general activity (UDA)	25,000
Carry forward general activity (UDA)	-54
16/17 Contracted orthodontic activity (UOA)	0
Carry forward orthodontic activity (UOA)	0
Baseline contract value	£573,838.53

ACCESS*

Patients seen in 24 months	Total	Change since previous quarter
Quarter ending March 2016	7,370	
Quarter ending June 2016	7,319	→
Quarter ending September 2016	7,216	↓
Quarter ending December 2016	7,058	↓
Quarter ending March 2017	6,850	↓
Variance since March 2016	(7.1%)	↓



ACTIVITY



Month	Adjusted Scheduled Activity (UDA)	
	2016	2017
April	127	1,083
May	127	3,159
June	3,642	5,082
July	7,288	7,191
August	8,849	8,981
September	11,131	10,703
October	13,510	12,539
November	15,672	14,842
December	17,719	17,224
January	19,261	19,027
February	22,138	21,288
March	24,313	23,555
April	25,049	
May	25,054	
June	25,054	

QUALITY

	Quantity	Base Number	Contract	LHB	Wales
% of FP17s for the same patient ID Re-attending within 3 months - Children	163	2,198	7.4%	8.0%	11.3%
% of FP17s for the same patient ID Re-attending within 3 months - Adults	1,952	10,217	19.1%	13.8%	16.7%
% of FP17s for the same patient ID Re-attending between 3 & 9 months - Children	1,452	2,198	66.1%	58.8%	58.0%
% of FP17s for the same patient ID Re-attending between 3 & 9 months - Adults	6,739	10,217	66.0%	53.2%	53.7%
% of FP17s for Band 1 Urgent Courses	1,316	12,065	10.9%	8.1%	9.0%
% of FP17s Relating to Free Repair or Replacements	192	12,065	1.6%	0.8%	0.7%
% of FP17s Relating to Continuations	127	12,065	1.1%	1.0%	0.9%
% of Patients satisfied with the dentistry they have received	31	32	96.9%	93.6%	93.9%
% of Patients satisfied with the time they had to wait for an appointment	28	32	87.5%	89.3%	88.4%

* This is based on patients treated on this contract for their most recent course of treatment. Figures in italics indicate the base number of FP17s or Patient Questionnaire responses are less than 100. N/A is shown where the base number of responses is less than 10 during the period. % is calculated as Quantity/Base number*100

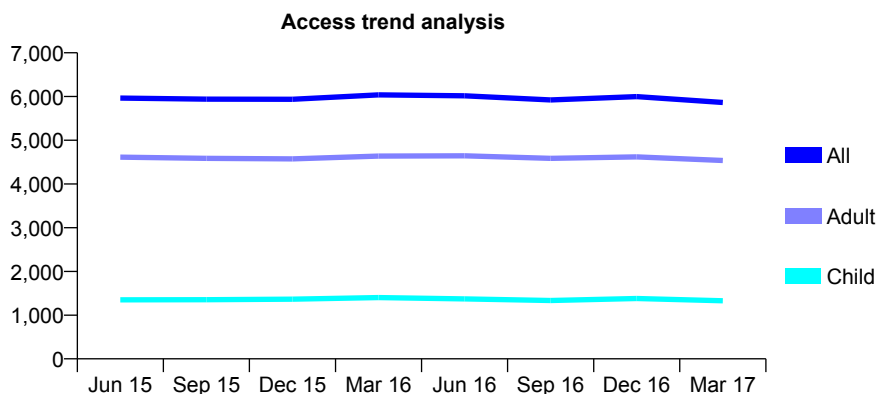
7A1 - Vital Signs At a Glance Contract Report for 101281/0157 - March 2017

Name or company name	OASIS DENTAL CARE LTD
Contract type name	GDS Contract
Purpose of contract	General
Contract start date	01/05/2006
Contract end date	

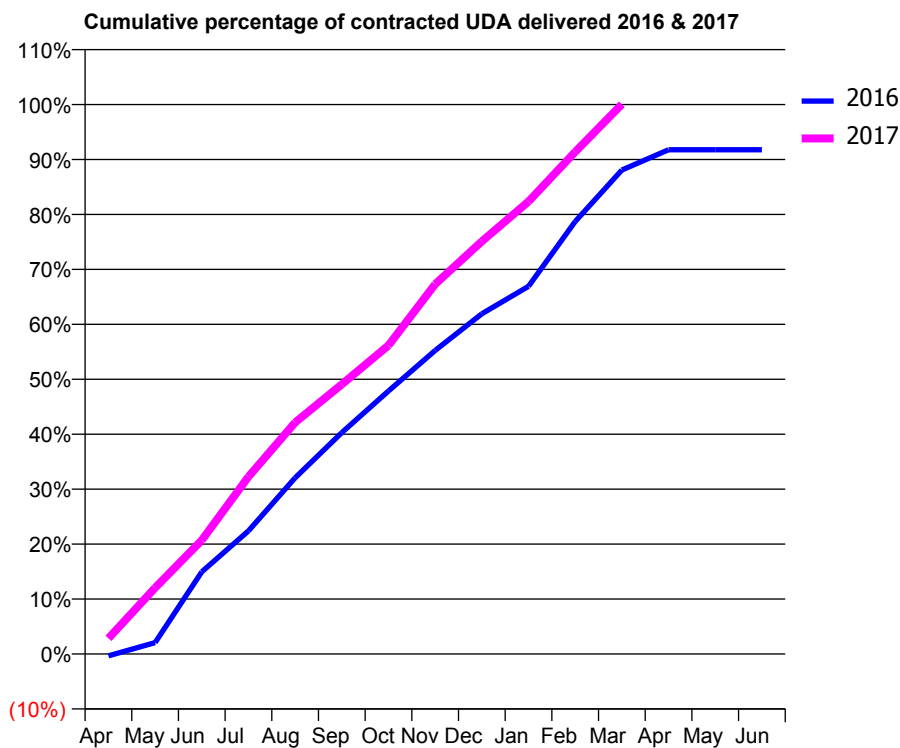
16/17 Contracted general activity (UDA)	19,000
Carry forward general activity (UDA)	0
16/17 Contracted orthodontic activity (UOA)	0
Carry forward orthodontic activity (UOA)	0
Baseline contract value	£436,117.28

ACCESS*

Patients seen in 24 months	Total	Change since previous quarter
Quarter ending March 2016	6,038	
Quarter ending June 2016	6,015	→
Quarter ending September 2016	5,921	↓
Quarter ending December 2016	5,998	→
Quarter ending March 2017	5,865	↓
Variance since March 2016	(2.9%)	↓



ACTIVITY



Month	Adjusted Scheduled Activity (UDA)	
	2016	2017
April	-69	540
May	413	2,288
June	2,992	3,934
July	4,480	6,131
August	6,412	8,004
September	8,060	9,323
October	9,574	10,671
November	11,049	12,790
December	12,385	14,267
January	13,383	15,646
February	15,744	17,361
March	17,613	19,010
April	18,352	
May	18,352	
June	18,352	

QUALITY

	Quantity	Base Number	Contract	LHB	Wales
% of FP17s for the same patient ID Re-attending within 3 months - Children	113	2,049	5.5%	8.0%	11.3%
% of FP17s for the same patient ID Re-attending within 3 months - Adults	888	6,032	14.7%	13.8%	16.7%
% of FP17s for the same patient ID Re-attending between 3 & 9 months - Children	1,341	2,049	65.4%	58.8%	58.0%
% of FP17s for the same patient ID Re-attending between 3 & 9 months - Adults	2,474	6,032	41.0%	53.2%	53.7%
% of FP17s for Band 1 Urgent Courses	263	7,794	3.4%	8.1%	9.0%
% of FP17s Relating to Free Repair or Replacements	30	7,794	0.4%	0.8%	0.7%
% of FP17s Relating to Continuations	251	7,794	3.2%	1.0%	0.9%
% of Patients satisfied with the dentistry they have received	25	27	92.6%	93.6%	93.9%
% of Patients satisfied with the time they had to wait for an appointment	25	27	92.6%	89.3%	88.4%

* This is based on patients treated on this contract for their most recent course of treatment. Figures in italics indicate the base number of FP17s or Patient Questionnaire responses are less than 100. N/A is shown where the base number of responses is less than 10 during the period. % is calculated as Quantity/Base number*100

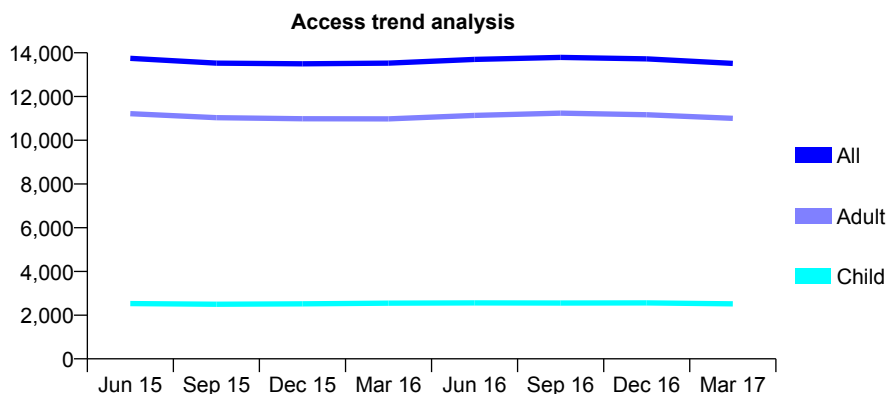
7A1 - Vital Signs At a Glance Contract Report for 101338/0037 - March 2017

Name or company name	Whitecross Dental Care Limited
Contract type name	GDS Contract
Purpose of contract	General
Contract start date	01/04/2006
Contract end date	

16/17 Contracted general activity (UDA)	49,362
Carry forward general activity (UDA)	0
16/17 Contracted orthodontic activity (UOA)	0
Carry forward orthodontic activity (UOA)	0
Baseline contract value	£1,339,295.84

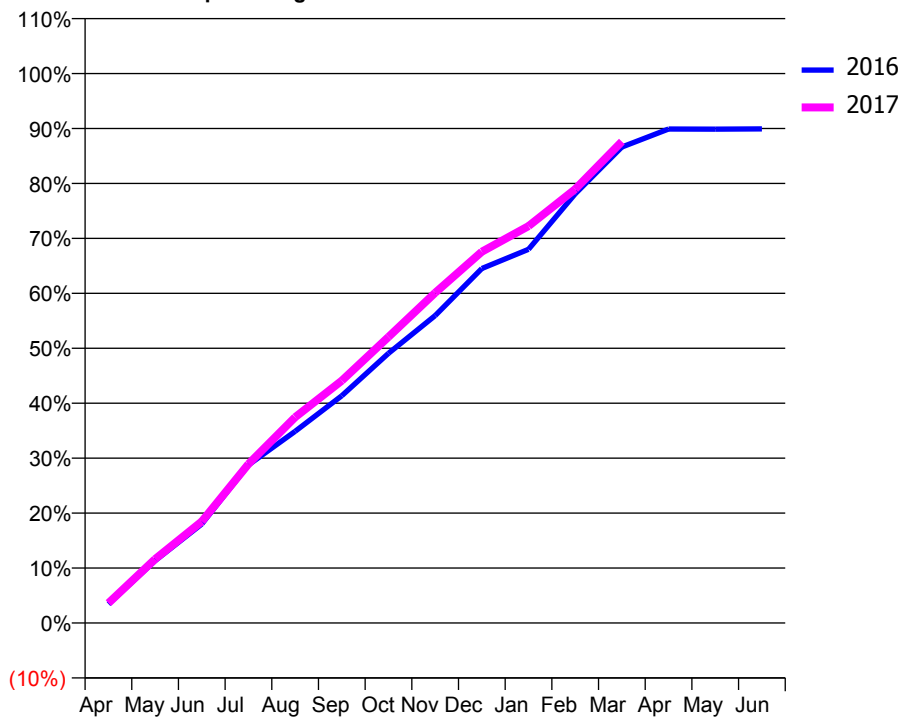
ACCESS*

Patients seen in 24 months	Total	Change since previous quarter
Quarter ending March 2016	13,528	
Quarter ending June 2016	13,698	→
Quarter ending September 2016	13,792	→
Quarter ending December 2016	13,725	→
Quarter ending March 2017	13,517	↓
Variance since March 2016	(0.1%)	→



ACTIVITY

Cumulative percentage of contracted UDA delivered 2016 & 2017



Month	Adjusted Scheduled Activity (UDA)	
	2016	2017
April	1,711	1,786
May	5,596	5,747
June	8,894	9,121
July	14,195	14,280
August	17,222	18,493
September	20,414	21,766
October	24,221	25,703
November	27,619	29,662
December	31,846	33,355
January	33,567	35,659
February	38,559	38,976
March	42,756	43,246
April	44,378	
May	44,369	
June	44,393	

QUALITY

	Quantity	Base Number	Contract	LHB	Wales
% of FP17s for the same patient ID Re-attending within 3 months - Children	100	3,250	3.1%	8.0%	11.3%
% of FP17s for the same patient ID Re-attending within 3 months - Adults	1,299	15,548	8.4%	13.8%	16.7%
% of FP17s for the same patient ID Re-attending between 3 & 9 months - Children	1,887	3,250	58.1%	58.8%	58.0%
% of FP17s for the same patient ID Re-attending between 3 & 9 months - Adults	9,618	15,548	61.9%	53.2%	53.7%
% of FP17s for Band 1 Urgent Courses	679	18,191	3.7%	8.1%	9.0%
% of FP17s Relating to Free Repair or Replacements	227	18,191	1.2%	0.8%	0.7%
% of FP17s Relating to Continuations	101	18,191	0.6%	1.0%	0.9%
% of Patients satisfied with the dentistry they have received	71	74	95.9%	93.6%	93.9%
% of Patients satisfied with the time they had to wait for an appointment	69	74	93.2%	89.3%	88.4%

* This is based on patients treated on this contract for their most recent course of treatment. Figures in italics indicate the base number of FP17s or Patient Questionnaire responses are less than 100. N/A is shown where the base number of responses is less than 10 during the period. % is calculated as Quantity/Base number*100

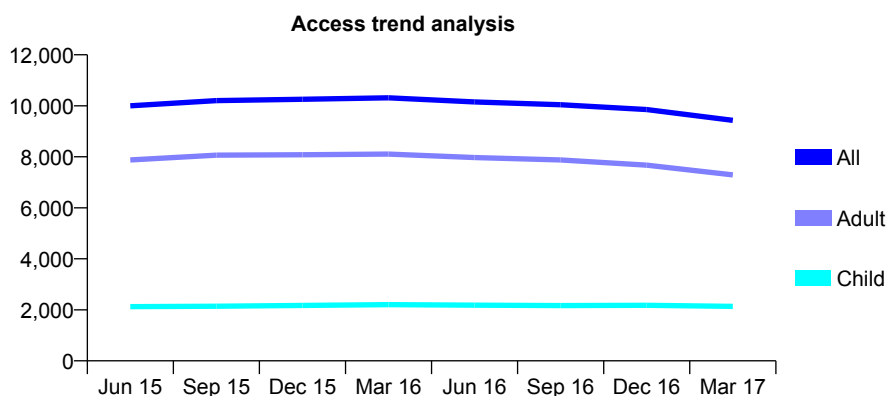
7A1 - Vital Signs At a Glance Contract Report for 101338/0041 - March 2017

Name or company name	Whitecross Dental Care Limited
Contract type name	GDS Contract
Purpose of contract	General
Contract start date	01/04/2006
Contract end date	

16/17 Contracted general activity (UDA)	29,600
Carry forward general activity (UDA)	0
16/17 Contracted orthodontic activity (UOA)	0
Carry forward orthodontic activity (UOA)	0
Baseline contract value	£698,560.00

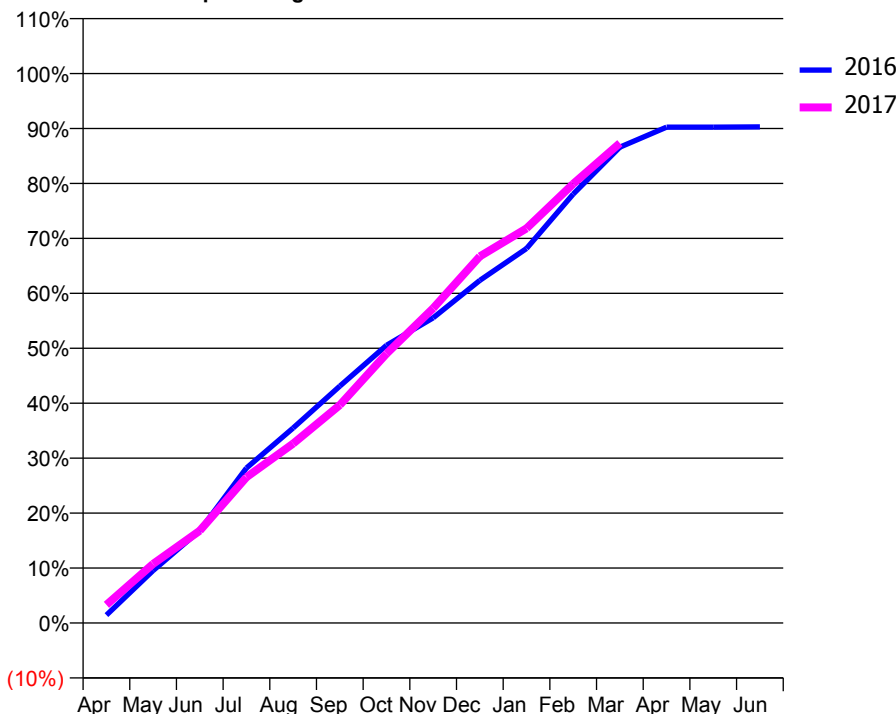
ACCESS*

Patients seen in 24 months	Total	Change since previous quarter
Quarter ending March 2016	10,312	
Quarter ending June 2016	10,152	↓
Quarter ending September 2016	10,043	↓
Quarter ending December 2016	9,851	↓
Quarter ending March 2017	9,428	↓
Variance since March 2016	(8.6%)	↓



ACTIVITY

Cumulative percentage of contracted UDA delivered 2016 & 2017



Month	Adjusted Scheduled Activity (UDA)	
	2016	2017
April	418	983
May	2,749	3,188
June	4,839	4,975
July	8,113	7,858
August	10,208	9,665
September	12,402	11,743
October	14,533	14,505
November	15,969	16,959
December	17,932	19,747
January	19,603	21,259
February	22,447	23,657
March	24,904	25,850
April	25,952	
May	25,952	
June	25,963	

QUALITY

	Quantity	Base Number	Contract	LHB	Wales
% of FP17s for the same patient ID Re-attending within 3 months - Children	152	2,638	5.8%	8.0%	11.3%
% of FP17s for the same patient ID Re-attending within 3 months - Adults	874	8,431	10.4%	13.8%	16.7%
% of FP17s for the same patient ID Re-attending between 3 & 9 months - Children	1,094	2,638	41.5%	58.8%	58.0%
% of FP17s for the same patient ID Re-attending between 3 & 9 months - Adults	3,486	8,431	41.3%	53.2%	53.7%
% of FP17s for Band 1 Urgent Courses	685	10,719	6.4%	8.1%	9.0%
% of FP17s Relating to Free Repair or Replacements	40	10,719	0.4%	0.8%	0.7%
% of FP17s Relating to Continuations	123	10,719	1.1%	1.0%	0.9%
% of Patients satisfied with the dentistry they have received	29	31	93.5%	93.6%	93.9%
% of Patients satisfied with the time they had to wait for an appointment	28	31	90.3%	89.3%	88.4%

* This is based on patients treated on this contract for their most recent course of treatment. Figures in italics indicate the base number of FP17s or Patient Questionnaire responses are less than 100. N/A is shown where the base number of responses is less than 10 during the period. % is calculated as Quantity/Base number*100

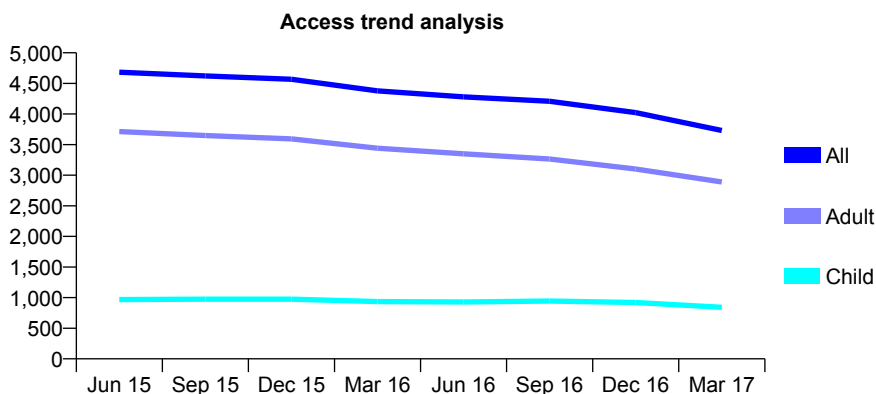
7A1 - Vital Signs At a Glance Contract Report for 101338/0146 - March 2017

Name or company name	Whitecross Dental Care Limited
Contract type name	GDS Contract
Purpose of contract	General
Contract start date	01/02/2013
Contract end date	

16/17 Contracted general activity (UDA)	12,000
Carry forward general activity (UDA)	-289
16/17 Contracted orthodontic activity (UOA)	0
Carry forward orthodontic activity (UOA)	0
Baseline contract value	£297,600.00

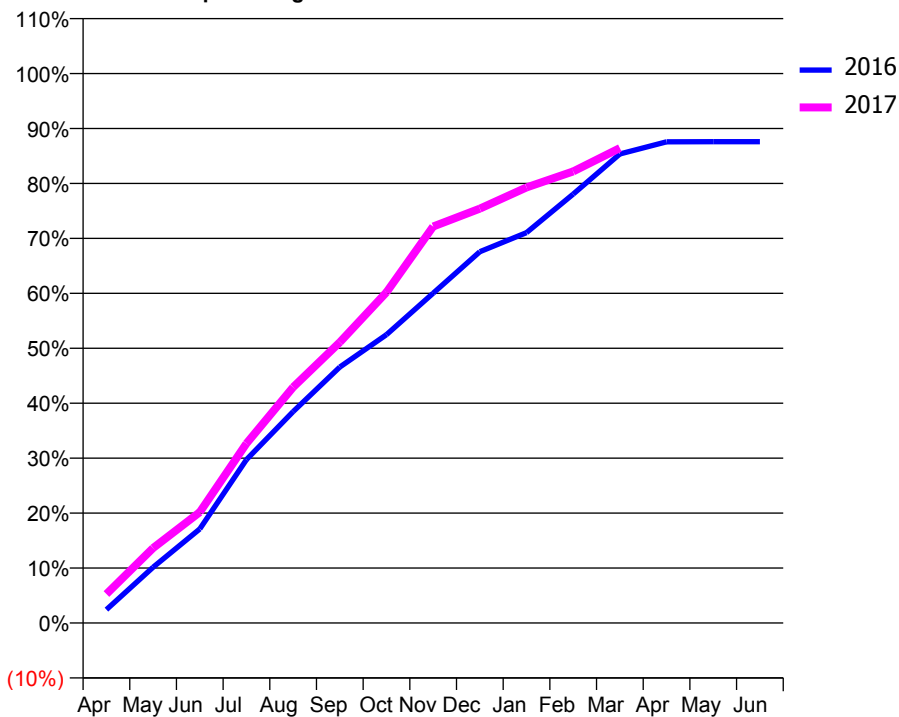
ACCESS*

Patients seen in 24 months	Total	Change since previous quarter
Quarter ending March 2016	4,377	
Quarter ending June 2016	4,279	↓
Quarter ending September 2016	4,209	↓
Quarter ending December 2016	4,022	↓
Quarter ending March 2017	3,731	↓
Variance since March 2016	(14.8%)	↓



ACTIVITY

Cumulative percentage of contracted UDA delivered 2016 & 2017



Month	Adjusted Scheduled Activity (UDA)	
	2016	2017
April	365	632
May	1,523	1,638
June	2,569	2,421
July	4,461	3,920
August	5,773	5,151
September	6,989	6,131
October	7,872	7,223
November	9,005	8,658
December	10,137	9,049
January	10,656	9,512
February	11,708	9,861
March	12,806	10,370
April	13,135	
May	13,139	
June	13,139	

QUALITY

	Quantity	Base Number	Contract	LHB	Wales
% of FP17s for the same patient ID Re-attending within 3 months - Children	86	1,006	8.5%	8.0%	11.3%
% of FP17s for the same patient ID Re-attending within 3 months - Adults	465	3,473	13.4%	13.8%	16.7%
% of FP17s for the same patient ID Re-attending between 3 & 9 months - Children	464	1,006	46.1%	58.8%	58.0%
% of FP17s for the same patient ID Re-attending between 3 & 9 months - Adults	1,674	3,473	48.2%	53.2%	53.7%
% of FP17s for Band 1 Urgent Courses	355	4,312	8.2%	8.1%	9.0%
% of FP17s Relating to Free Repair or Replacements	25	4,312	0.6%	0.8%	0.7%
% of FP17s Relating to Continuations	52	4,312	1.2%	1.0%	0.9%
% of Patients satisfied with the dentistry they have received	19	23	82.6%	93.6%	93.9%
% of Patients satisfied with the time they had to wait for an appointment	19	23	82.6%	89.3%	88.4%

* This is based on patients treated on this contract for their most recent course of treatment. Figures in italics indicate the base number of FP17s or Patient Questionnaire responses are less than 100. N/A is shown where the base number of responses is less than 10 during the period. % is calculated as Quantity/Base number*100

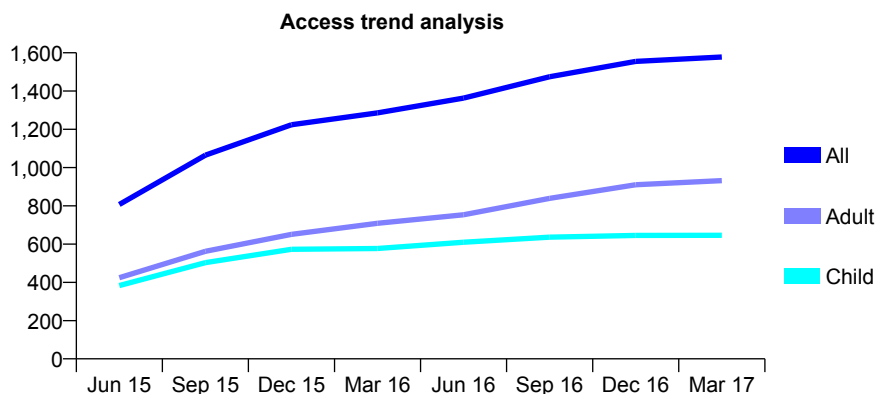
7A1 - Vital Signs At a Glance Contract Report for 102865/0001 - March 2017

Name or company name	C Hancock & DI Jones
Contract type name	GDS Contract
Purpose of contract	General
Contract start date	01/07/2013
Contract end date	

16/17 Contracted general activity (UDA)	3,350
Carry forward general activity (UDA)	28
16/17 Contracted orthodontic activity (UOA)	0
Carry forward orthodontic activity (UOA)	0
Baseline contract value	£78,708.23

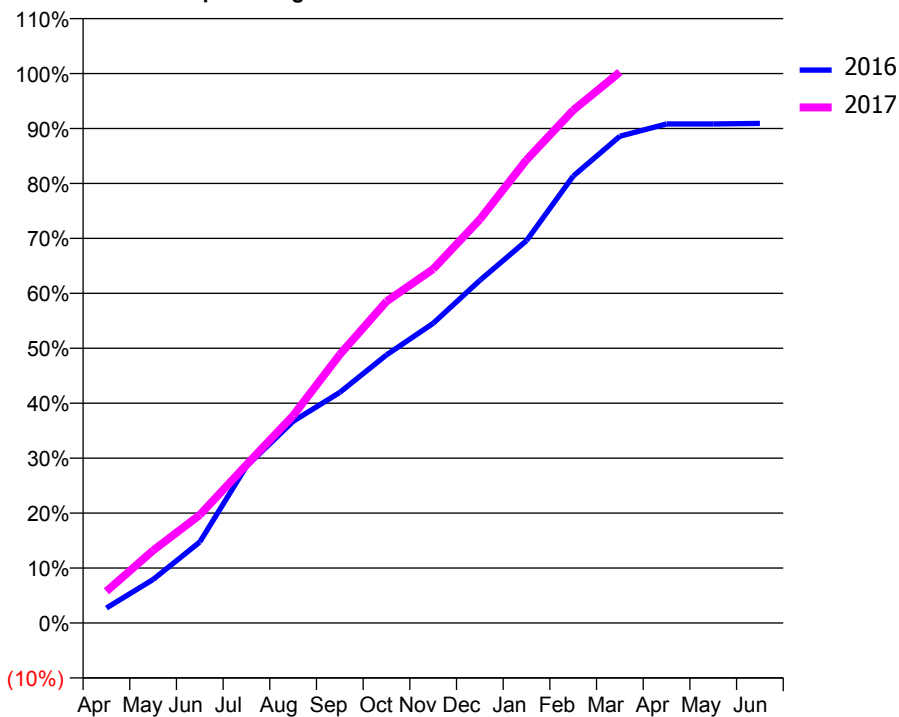
ACCESS*

Patients seen in 24 months	Total	Change since previous quarter
Quarter ending March 2016	1,286	
Quarter ending June 2016	1,363	↑
Quarter ending September 2016	1,475	↑
Quarter ending December 2016	1,555	↑
Quarter ending March 2017	1,578	→
Variance since March 2016	22.7%	↑



ACTIVITY

Cumulative percentage of contracted UDA delivered 2016 & 2017



Month	Adjusted Scheduled Activity (UDA)	
	2016	2017
April	91	193
May	266	443
June	494	659
July	956	964
August	1,230	1,264
September	1,406	1,637
October	1,635	1,961
November	1,827	2,158
December	2,089	2,460
January	2,331	2,824
February	2,725	3,126
March	2,967	3,359
April	3,043	
May	3,043	
June	3,046	

QUALITY

	Quantity	Base Number	Contract	LHB	Wales
% of FP17s for the same patient ID Re-attending within 3 months - Children	96	1,058	9.1%	8.0%	11.3%
% of FP17s for the same patient ID Re-attending within 3 months - Adults	134	1,048	12.8%	13.8%	16.7%
% of FP17s for the same patient ID Re-attending between 3 & 9 months - Children	619	1,058	58.5%	58.8%	58.0%
% of FP17s for the same patient ID Re-attending between 3 & 9 months - Adults	408	1,048	38.9%	53.2%	53.7%
% of FP17s for Band 1 Urgent Courses	178	2,042	8.7%	8.1%	9.0%
% of FP17s Relating to Free Repair or Replacements	2	2,042	0.1%	0.8%	0.7%
% of FP17s Relating to Continuations	17	2,042	0.8%	1.0%	0.9%
% of Patients satisfied with the dentistry they have received	3	3	N/A	93.6%	93.9%
% of Patients satisfied with the time they had to wait for an appointment	2	3	N/A	89.3%	88.4%

* This is based on patients treated on this contract for their most recent course of treatment. Figures in italics indicate the base number of FP17s or Patient Questionnaire responses are less than 100. N/A is shown where the base number of responses is less than 10 during the period. % is calculated as Quantity/Base number*100

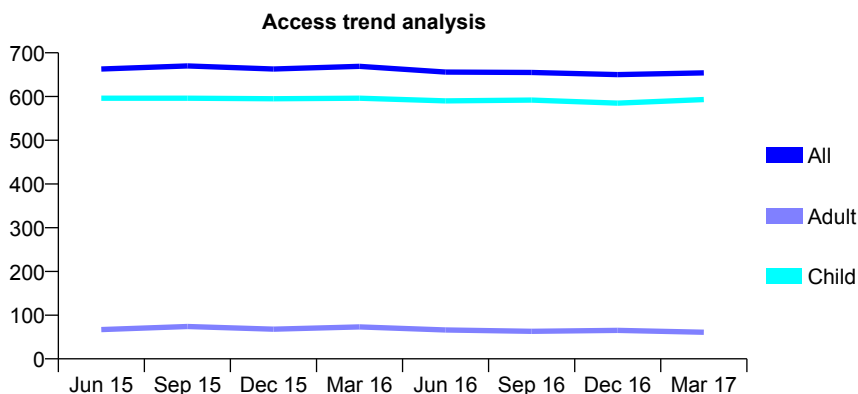
7A1 - Vital Signs At a Glance Contract Report for 107301/0001 - March 2017

Name or company name	Randell & Quail
Contract type name	GDS Contract
Purpose of contract	General
Contract start date	02/04/2006
Contract end date	

16/17 Contracted general activity (UDA)	1,610
Carry forward general activity (UDA)	0
16/17 Contracted orthodontic activity (UOA)	0
Carry forward orthodontic activity (UOA)	0
Baseline contract value	£36,392.06

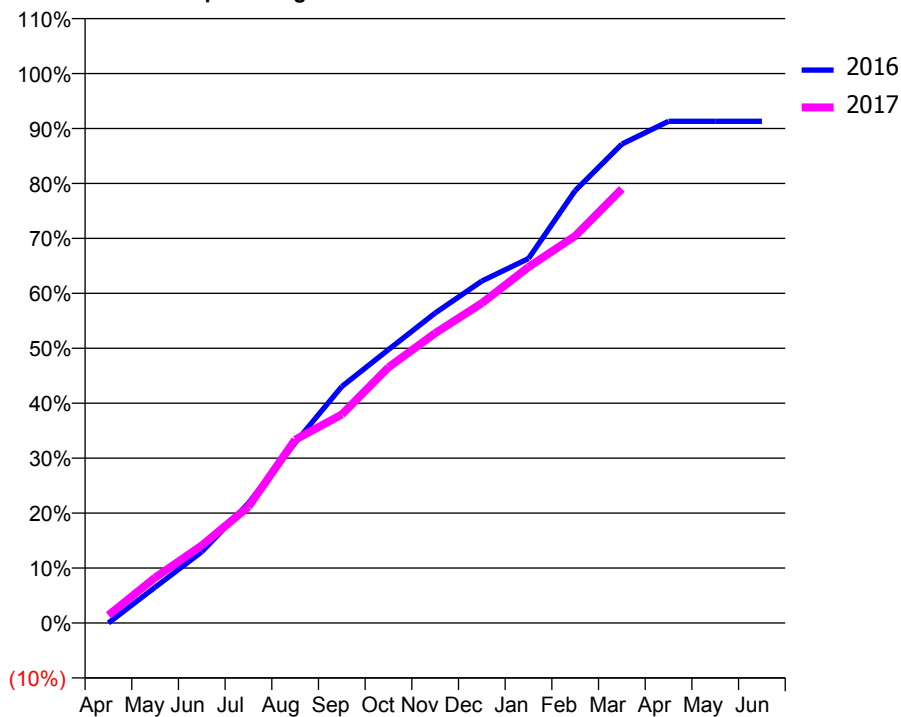
ACCESS*

Patients seen in 24 months	Total	Change since previous quarter
Quarter ending March 2016	669	
Quarter ending June 2016	656	↓
Quarter ending September 2016	655	→
Quarter ending December 2016	650	→
Quarter ending March 2017	654	→
Variance since March 2016	(2.2%)	↓



ACTIVITY

Cumulative percentage of contracted UDA delivered 2016 & 2017



Month	Adjusted Scheduled Activity (UDA)	
	2016	2017
April	0	23
May	105	133
June	209	227
July	351	341
August	528	537
September	693	611
October	801	749
November	908	849
December	1,002	937
January	1,068	1,043
February	1,267	1,134
March	1,403	1,272
April	1,470	
May	1,470	
June	1,470	

QUALITY

	Quantity	Base Number	Contract	LHB	Wales
% of FP17s for the same patient ID Re-attending within 3 months - Children	98	936	10.5%	8.0%	11.3%
% of FP17s for the same patient ID Re-attending within 3 months - Adults	3	39	7.7%	13.8%	16.7%
% of FP17s for the same patient ID Re-attending between 3 & 9 months - Children	607	936	64.9%	58.8%	58.0%
% of FP17s for the same patient ID Re-attending between 3 & 9 months - Adults	23	39	59.0%	53.2%	53.7%
% of FP17s for Band 1 Urgent Courses	0	920	0.0%	8.1%	9.0%
% of FP17s Relating to Free Repair or Replacements	0	920	0.0%	0.8%	0.7%
% of FP17s Relating to Continuations	2	920	0.2%	1.0%	0.9%
% of Patients satisfied with the dentistry they have received	6	6	N/A	93.6%	93.9%
% of Patients satisfied with the time they had to wait for an appointment	6	6	N/A	89.3%	88.4%

* This is based on patients treated on this contract for their most recent course of treatment. Figures in italics indicate the base number of FP17s or Patient Questionnaire responses are less than 100. N/A is shown where the base number of responses is less than 10 during the period. % is calculated as Quantity/Base number*100

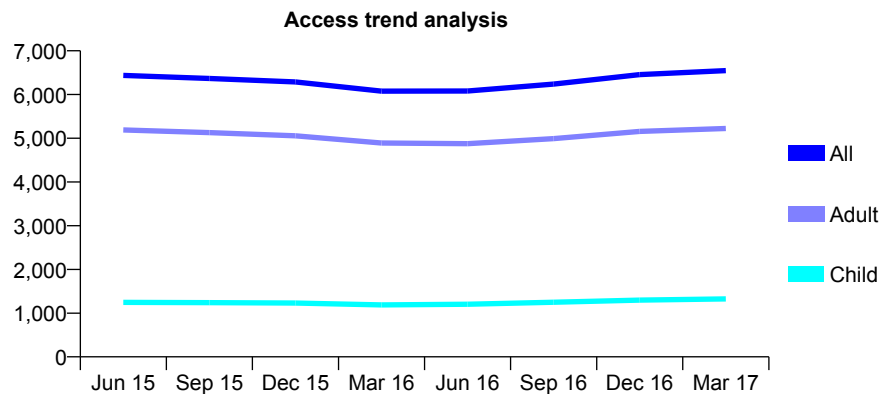
7A1 - Vital Signs At a Glance Contract Report for 112488/0002 - March 2017

Name or company name	Integrated Dental Holdings
Contract type name	GDS Contract
Purpose of contract	General
Contract start date	10/05/2007
Contract end date	

16/17 Contracted general activity (UDA)	20,250
Carry forward general activity (UDA)	0
16/17 Contracted orthodontic activity (UOA)	0
Carry forward orthodontic activity (UOA)	0
Baseline contract value	£464,817.97

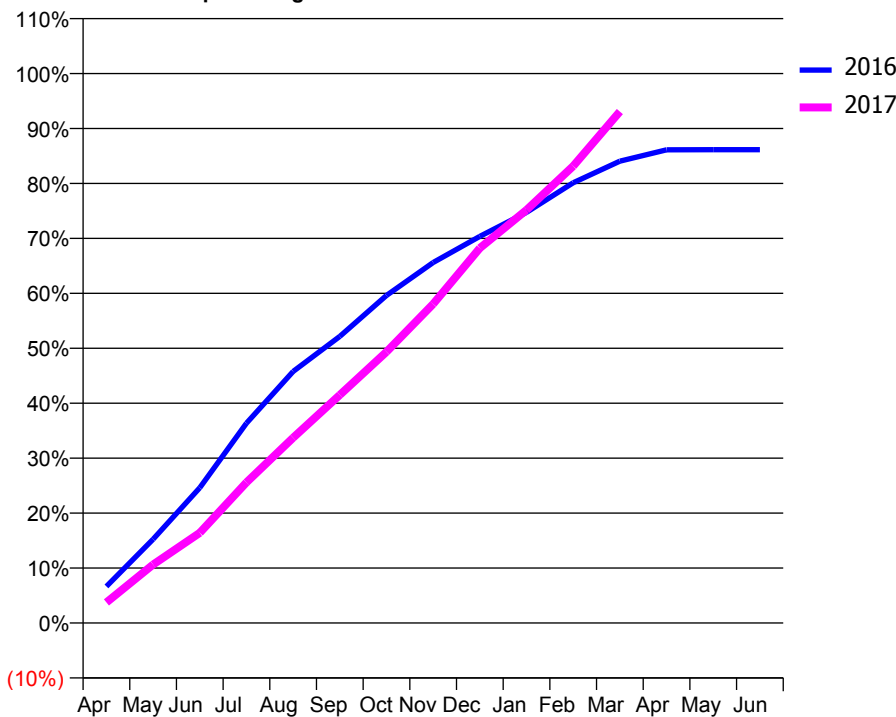
ACCESS*

Patients seen in 24 months	Total	Change since previous quarter
Quarter ending March 2016	6,078	
Quarter ending June 2016	6,080	→
Quarter ending September 2016	6,239	↑
Quarter ending December 2016	6,455	↑
Quarter ending March 2017	6,548	→
Variance since March 2016	7.7%	↑



ACTIVITY

Cumulative percentage of contracted UDA delivered 2016 & 2017



Month	Adjusted Scheduled Activity (UDA)	
	2016	2017
April	1,185	758
May	2,712	2,154
June	4,383	3,323
July	6,471	5,182
August	8,149	6,827
September	9,283	8,404
October	10,610	9,992
November	11,674	11,758
December	12,524	13,814
January	13,299	15,220
February	14,259	16,838
March	14,958	18,846
April	15,326	
May	15,330	
June	15,330	

QUALITY

	Quantity	Base Number	Contract	LHB	Wales
% of FP17s for the same patient ID Re-attending within 3 months - Children	64	2,022	3.2%	8.0%	11.3%
% of FP17s for the same patient ID Re-attending within 3 months - Adults	580	7,884	7.4%	13.8%	16.7%
% of FP17s for the same patient ID Re-attending between 3 & 9 months - Children	1,033	2,022	51.1%	58.8%	58.0%
% of FP17s for the same patient ID Re-attending between 3 & 9 months - Adults	3,830	7,884	48.6%	53.2%	53.7%
% of FP17s for Band 1 Urgent Courses	356	9,637	3.7%	8.1%	9.0%
% of FP17s Relating to Free Repair or Replacements	38	9,637	0.4%	0.8%	0.7%
% of FP17s Relating to Continuations	77	9,637	0.8%	1.0%	0.9%
% of Patients satisfied with the dentistry they have received	37	42	88.1%	93.6%	93.9%
% of Patients satisfied with the time they had to wait for an appointment	34	42	81.0%	89.3%	88.4%

* This is based on patients treated on this contract for their most recent course of treatment. Figures in italics indicate the base number of FP17s or Patient Questionnaire responses are less than 100. N/A is shown where the base number of responses is less than 10 during the period. % is calculated as Quantity/Base number*100

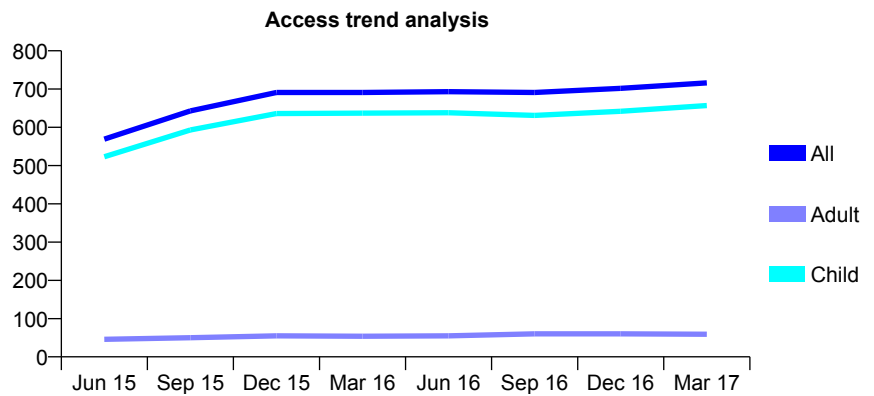
7A1 - Vital Signs At a Glance Contract Report for 114219/0001 - March 2017

Name or company name	Mr J Brandon
Contract type name	GDS Contract
Purpose of contract	General
Contract start date	18/01/2013
Contract end date	

16/17 Contracted general activity (UDA)	1,220
Carry forward general activity (UDA)	-31
16/17 Contracted orthodontic activity (UOA)	0
Carry forward orthodontic activity (UOA)	0
Baseline contract value	£28,321.92

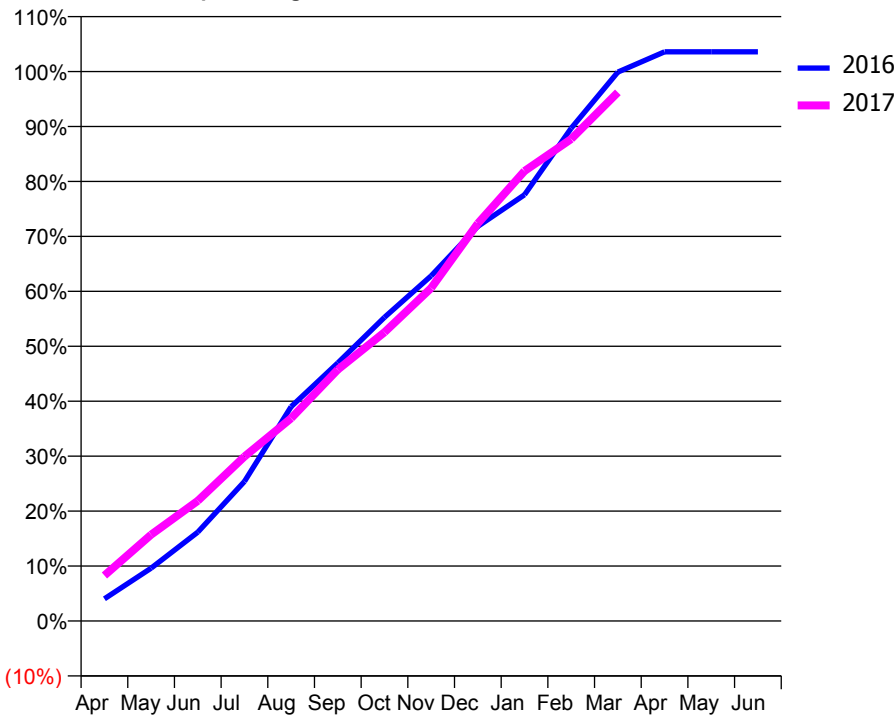
ACCESS*

Patients seen in 24 months	Total	Change since previous quarter
Quarter ending March 2016	691	
Quarter ending June 2016	693	→
Quarter ending September 2016	691	→
Quarter ending December 2016	702	→
Quarter ending March 2017	716	→
Variance since March 2016	3.6%	↑



ACTIVITY

Cumulative percentage of contracted UDA delivered 2016 & 2017



Month	Adjusted Scheduled Activity (UDA)	
	2016	2017
April	49	101
May	117	192
June	197	267
July	310	365
August	476	450
September	573	558
October	674	641
November	766	739
December	876	883
January	946	999
February	1,094	1,070
March	1,219	1,174
April	1,264	
May	1,264	
June	1,264	

QUALITY

	Quantity	Base Number	Contract	LHB	Wales
% of FP17s for the same patient ID Re-attending within 3 months - Children	51	854	6.0%	8.0%	11.3%
% of FP17s for the same patient ID Re-attending within 3 months - Adults	0	3	0.0%	13.8%	16.7%
% of FP17s for the same patient ID Re-attending between 3 & 9 months - Children	446	854	52.2%	58.8%	58.0%
% of FP17s for the same patient ID Re-attending between 3 & 9 months - Adults	0	3	0.0%	53.2%	53.7%
% of FP17s for Band 1 Urgent Courses	14	831	1.7%	8.1%	9.0%
% of FP17s Relating to Free Repair or Replacements	0	831	0.0%	0.8%	0.7%
% of FP17s Relating to Continuations	14	831	1.7%	1.0%	0.9%
% of Patients satisfied with the dentistry they have received	0	0	N/A	93.6%	93.9%
% of Patients satisfied with the time they had to wait for an appointment	0	0	N/A	89.3%	88.4%

* This is based on patients treated on this contract for their most recent course of treatment. Figures in italics indicate the base number of FP17s or Patient Questionnaire responses are less than 100. N/A is shown where the base number of responses is less than 10 during the period. % is calculated as Quantity/Base number*100

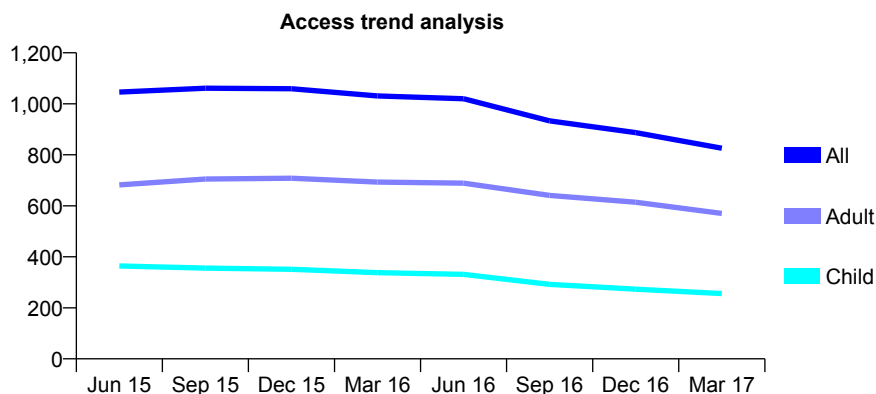
7A1 - Vital Signs At a Glance Contract Report for 114626/0001 - March 2017

Name or company name	The Fern Avenue Limited Partnership
Contract type name	GDS Contract
Purpose of contract	General
Contract start date	01/08/2014
Contract end date	

16/17 Contracted general activity (UDA)	2,049
Carry forward general activity (UDA)	23
16/17 Contracted orthodontic activity (UOA)	0
Carry forward orthodontic activity (UOA)	0
Baseline contract value	£48,779.73

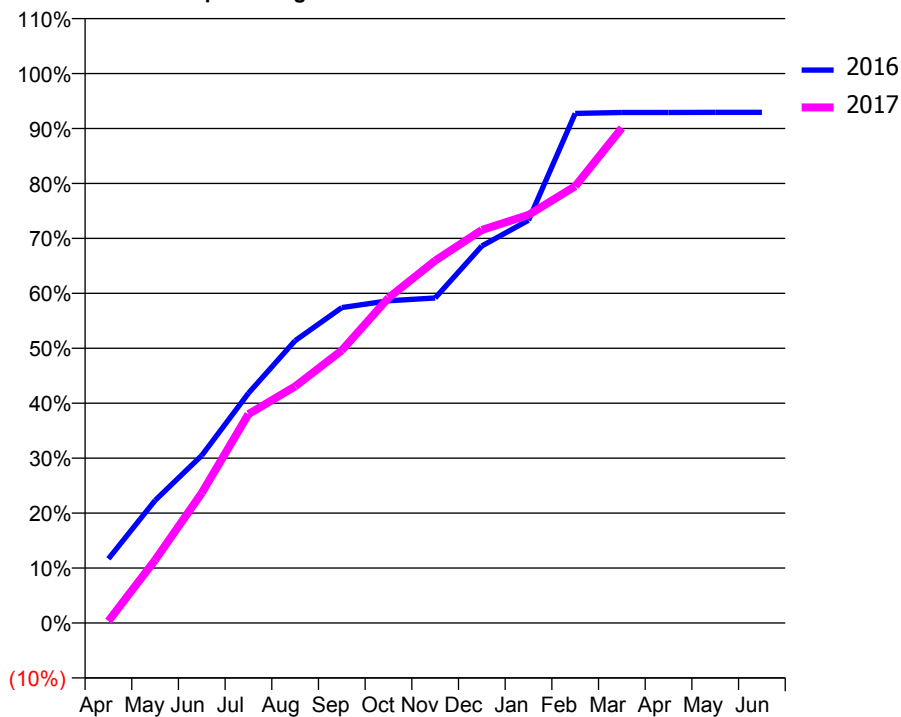
ACCESS*

Patients seen in 24 months	Total	Change since previous quarter
Quarter ending March 2016	1,031	
Quarter ending June 2016	1,020	↓
Quarter ending September 2016	933	↓
Quarter ending December 2016	887	↓
Quarter ending March 2017	826	↓
Variance since March 2016	(19.9%)	↓



ACTIVITY

Cumulative percentage of contracted UDA delivered 2016 & 2017



Month	Adjusted Scheduled Activity (UDA)	
	2016	2017
April	309	7
May	589	235
June	805	485
July	1,105	779
August	1,357	882
September	1,516	1,016
October	1,549	1,213
November	1,562	1,351
December	1,812	1,466
January	1,936	1,522
February	2,449	1,629
March	2,454	1,846
April	2,454	
May	2,455	
June	2,455	

QUALITY

	Quantity	Base Number	Contract	LHB	Wales
% of FP17s for the same patient ID Re-attending within 3 months - Children	11	320	3.4%	8.0%	11.3%
% of FP17s for the same patient ID Re-attending within 3 months - Adults	69	601	11.5%	13.8%	16.7%
% of FP17s for the same patient ID Re-attending between 3 & 9 months - Children	147	320	45.9%	58.8%	58.0%
% of FP17s for the same patient ID Re-attending between 3 & 9 months - Adults	254	601	42.3%	53.2%	53.7%
% of FP17s for Band 1 Urgent Courses	59	920	6.4%	8.1%	9.0%
% of FP17s Relating to Free Repair or Replacements	6	920	0.7%	0.8%	0.7%
% of FP17s Relating to Continuations	16	920	1.7%	1.0%	0.9%
% of Patients satisfied with the dentistry they have received	2	3	N/A	93.6%	93.9%
% of Patients satisfied with the time they had to wait for an appointment	1	3	N/A	89.3%	88.4%

* This is based on patients treated on this contract for their most recent course of treatment. Figures in italics indicate the base number of FP17s or Patient Questionnaire responses are less than 100. N/A is shown where the base number of responses is less than 10 during the period. % is calculated as Quantity/Base number*100

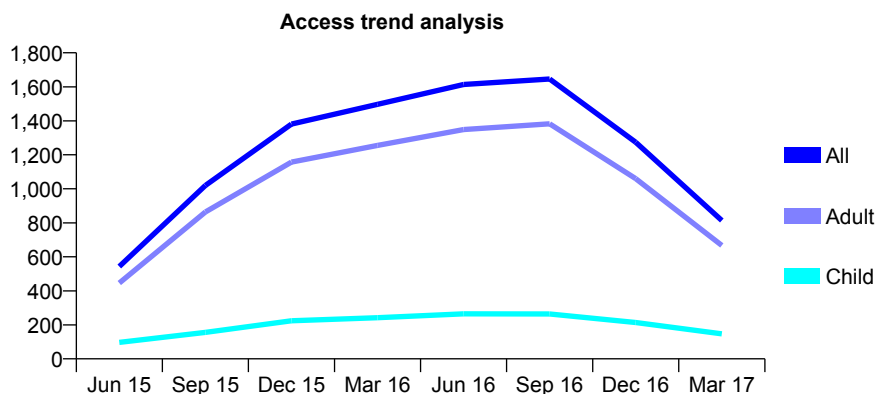
7A1 - Vital Signs At a Glance Contract Report for 114715/0001 - March 2017

Name or company name	Deganwy Avenue Dental Practice Partnersl
Contract type name	GDS Contract
Purpose of contract	General
Contract start date	01/04/2015
Contract end date	30/06/2016

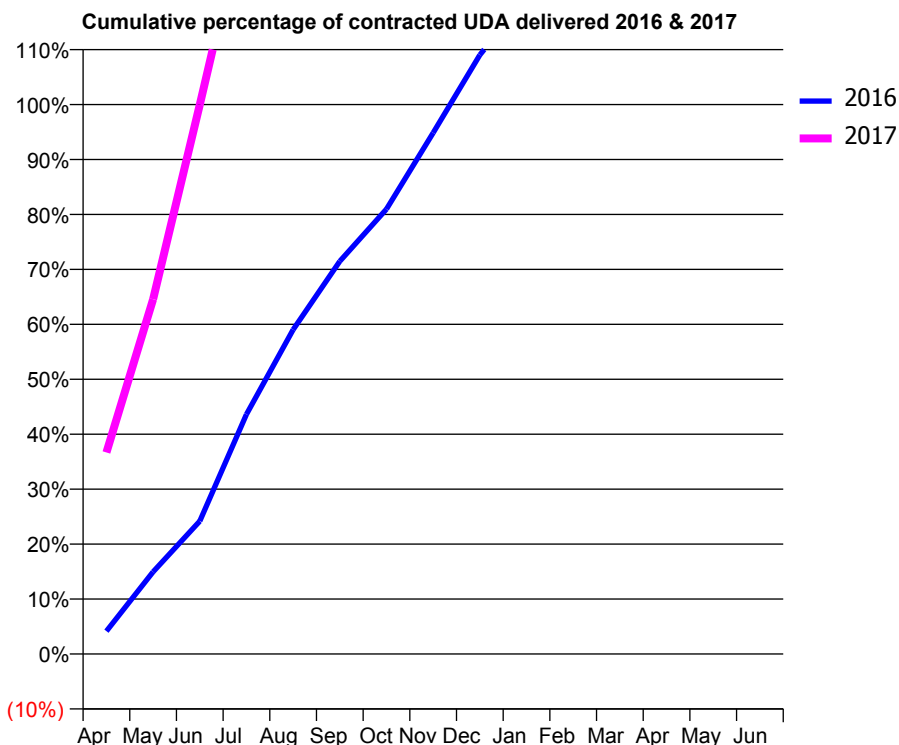
16/17 Contracted general activity (UDA)	931
Carry forward general activity (UDA)	0
16/17 Contracted orthodontic activity (UOA)	0
Carry forward orthodontic activity (UOA)	0
Baseline contract value	£35,835.19

ACCESS*

Patients seen in 24 months	Total	Change since previous quarter
Quarter ending March 2016	1,497	
Quarter ending June 2016	1,614	↑
Quarter ending September 2016	1,646	→
Quarter ending December 2016	1,274	↓
Quarter ending March 2017	814	↓
Variance since March 2016	(45.6%)	↓



ACTIVITY



Month	Adjusted Scheduled Activity (UDA)	
	2016	2017
April	155	341
May	557	601
June	900	931
July	1,624	1,265
August	2,199	1,662
September	2,662	1,687
October	3,015	1,708
November	3,532	1,709
December	4,060	1,713
January	4,442	1,713
February	5,049	1,713
March	5,363	1,717
April	5,509	
May	5,509	
June	5,509	

QUALITY

	Quantity	Base Number	Contract	LHB	Wales
% of FP17s for the same patient ID Re-attending within 3 months - Children	10	187	5.3%	8.0%	11.3%
% of FP17s for the same patient ID Re-attending within 3 months - Adults	154	1,033	14.9%	13.8%	16.7%
% of FP17s for the same patient ID Re-attending between 3 & 9 months - Children	96	187	51.3%	58.8%	58.0%
% of FP17s for the same patient ID Re-attending between 3 & 9 months - Adults	559	1,033	54.1%	53.2%	53.7%
% of FP17s for Band 1 Urgent Courses	181	1,122	16.1%	8.1%	9.0%
% of FP17s Relating to Free Repair or Replacements	1	1,122	0.1%	0.8%	0.7%
% of FP17s Relating to Continuations	11	1,122	1.0%	1.0%	0.9%
% of Patients satisfied with the dentistry they have received	5	5	N/A	93.6%	93.9%
% of Patients satisfied with the time they had to wait for an appointment	4	5	N/A	89.3%	88.4%

* This is based on patients treated on this contract for their most recent course of treatment. Figures in italics indicate the base number of FP17s or Patient Questionnaire responses are less than 100. N/A is shown where the base number of responses is less than 10 during the period. % is calculated as Quantity/Base number*100

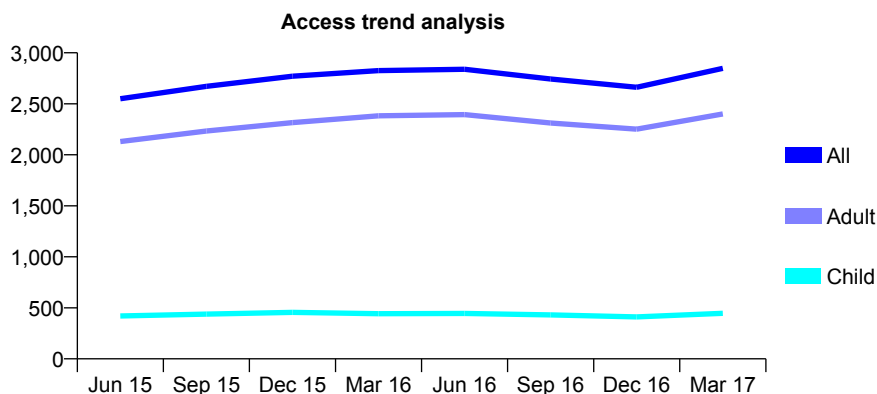
7A1 - Vital Signs At a Glance Contract Report for 123595/0001 - March 2017

Name or company name	Dr M Ramzan
Contract type name	GDS Contract
Purpose of contract	General
Contract start date	01/04/2008
Contract end date	

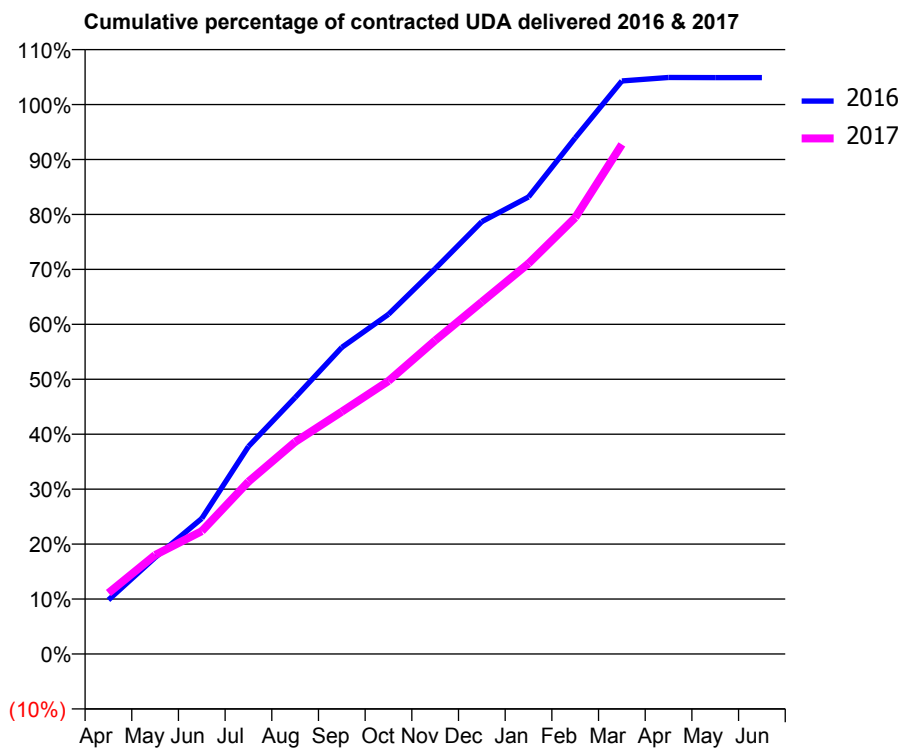
16/17 Contracted general activity (UDA)	9,500
Carry forward general activity (UDA)	-465
16/17 Contracted orthodontic activity (UOA)	0
Carry forward orthodontic activity (UOA)	0
Baseline contract value	£277,546.86

ACCESS*

Patients seen in 24 months	Total	Change since previous quarter
Quarter ending March 2016	2,826	
Quarter ending June 2016	2,839	→
Quarter ending September 2016	2,743	↓
Quarter ending December 2016	2,662	↓
Quarter ending March 2017	2,848	↑
Variance since March 2016	0.8%	→



ACTIVITY



Month	Adjusted Scheduled Activity (UDA)	
	2016	2017
April	935	1,055
May	1,667	1,712
June	2,344	2,125
July	3,588	2,980
August	4,435	3,666
September	5,302	4,190
October	5,872	4,720
November	6,662	5,422
December	7,475	6,087
January	7,902	6,752
February	8,924	7,545
March	9,907	8,809
April	9,966	
May	9,965	
June	9,965	

QUALITY

	Quantity	Base Number	Contract	LHB	Wales
% of FP17s for the same patient ID Re-attending within 3 months - Children	9	512	1.8%	8.0%	11.3%
% of FP17s for the same patient ID Re-attending within 3 months - Adults	110	2,800	3.9%	13.8%	16.7%
% of FP17s for the same patient ID Re-attending between 3 & 9 months - Children	267	512	52.1%	58.8%	58.0%
% of FP17s for the same patient ID Re-attending between 3 & 9 months - Adults	1,689	2,800	60.3%	53.2%	53.7%
% of FP17s for Band 1 Urgent Courses	29	3,314	0.9%	8.1%	9.0%
% of FP17s Relating to Free Repair or Replacements	73	3,314	2.2%	0.8%	0.7%
% of FP17s Relating to Continuations	0	3,314	0.0%	1.0%	0.9%
% of Patients satisfied with the dentistry they have received	21	21	100.0%	93.6%	93.9%
% of Patients satisfied with the time they had to wait for an appointment	20	21	95.2%	89.3%	88.4%

* This is based on patients treated on this contract for their most recent course of treatment. Figures in italics indicate the base number of FP17s or Patient Questionnaire responses are less than 100. N/A is shown where the base number of responses is less than 10 during the period. % is calculated as Quantity/Base number*100

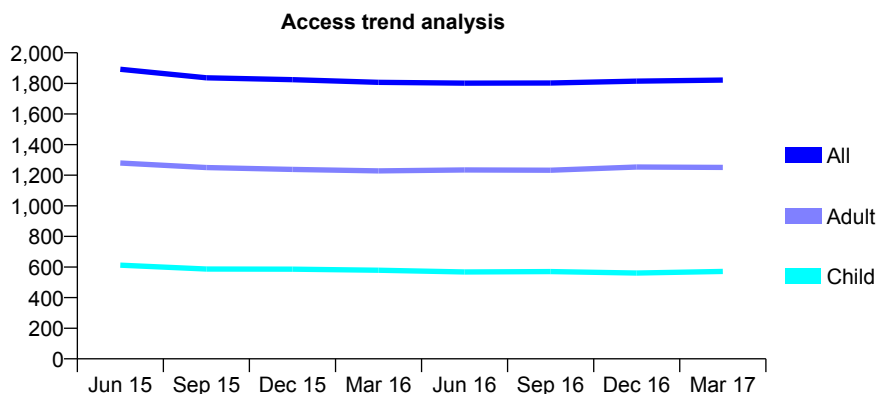
7A1 - Vital Signs At a Glance Contract Report for 127701/0001 - March 2017

Name or company name	Mr Iolo Jones & Associates
Contract type name	GDS Contract
Purpose of contract	General
Contract start date	01/01/2012
Contract end date	

16/17 Contracted general activity (UDA)	5,740
Carry forward general activity (UDA)	174
16/17 Contracted orthodontic activity (UOA)	0
Carry forward orthodontic activity (UOA)	0
Baseline contract value	£136,281.21

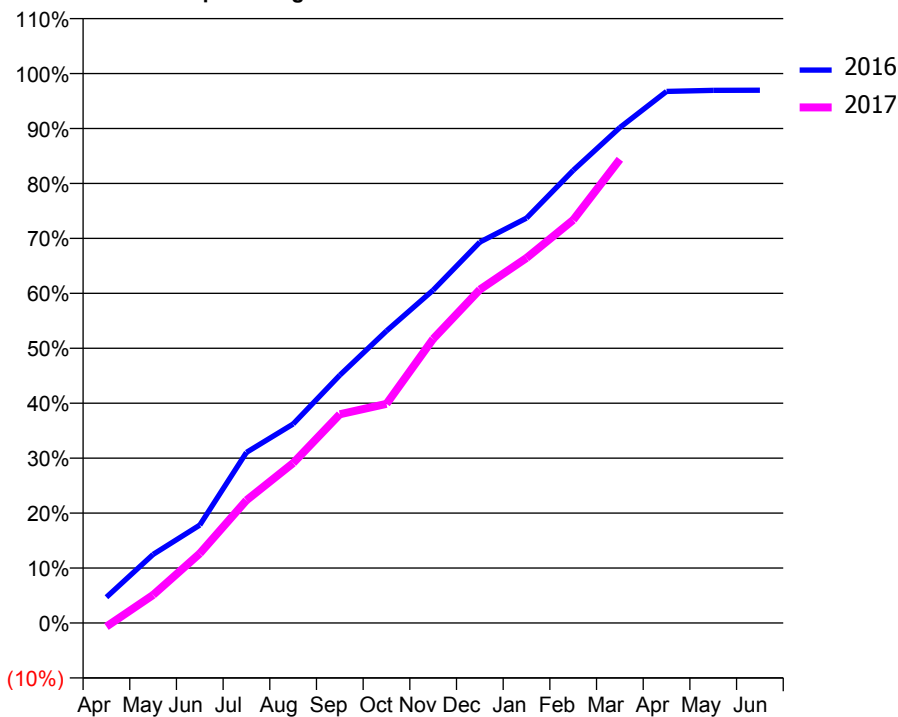
ACCESS*

Patients seen in 24 months	Total	Change since previous quarter
Quarter ending March 2016	1,807	
Quarter ending June 2016	1,802	→
Quarter ending September 2016	1,803	→
Quarter ending December 2016	1,815	→
Quarter ending March 2017	1,822	→
Variance since March 2016	0.8%	→



ACTIVITY

Cumulative percentage of contracted UDA delivered 2016 & 2017



Month	Adjusted Scheduled Activity (UDA)	
	2016	2017
April	269	-39
May	716	293
June	1,023	727
July	1,782	1,282
August	2,079	1,671
September	2,589	2,180
October	3,051	2,289
November	3,478	2,968
December	3,978	3,483
January	4,229	3,813
February	4,728	4,210
March	5,176	4,843
April	5,553	
May	5,564	
June	5,566	

QUALITY

	Quantity	Base Number	Contract	LHB	Wales
% of FP17s for the same patient ID Re-attending within 3 months - Children	67	1,023	6.5%	8.0%	11.3%
% of FP17s for the same patient ID Re-attending within 3 months - Adults	282	2,147	13.1%	13.8%	16.7%
% of FP17s for the same patient ID Re-attending between 3 & 9 months - Children	728	1,023	71.2%	58.8%	58.0%
% of FP17s for the same patient ID Re-attending between 3 & 9 months - Adults	1,478	2,147	68.8%	53.2%	53.7%
% of FP17s for Band 1 Urgent Courses	172	2,958	5.8%	8.1%	9.0%
% of FP17s Relating to Free Repair or Replacements	8	2,958	0.3%	0.8%	0.7%
% of FP17s Relating to Continuations	37	2,958	1.3%	1.0%	0.9%
% of Patients satisfied with the dentistry they have received	5	5	N/A	93.6%	93.9%
% of Patients satisfied with the time they had to wait for an appointment	5	5	N/A	89.3%	88.4%

* This is based on patients treated on this contract for their most recent course of treatment. Figures in italics indicate the base number of FP17s or Patient Questionnaire responses are less than 100. N/A is shown where the base number of responses is less than 10 during the period. % is calculated as Quantity/Base number*100

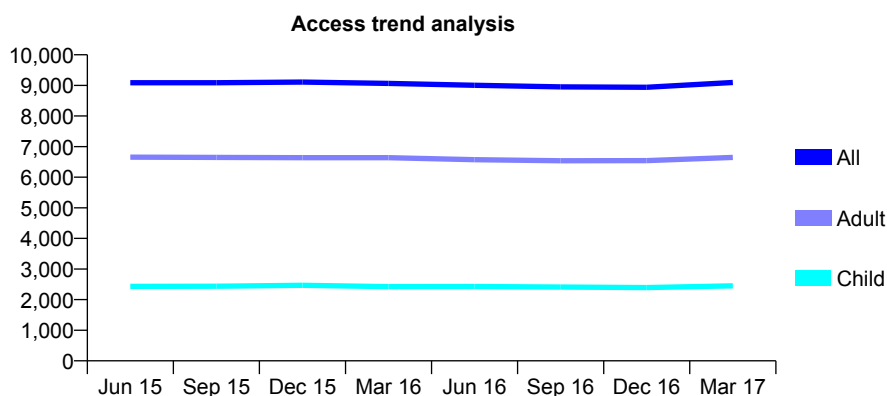
7A1 - Vital Signs At a Glance Contract Report for 130206/0002 - March 2017

Name or company name	Dant Y Coed Dental Practice Ltd
Contract type name	GDS Contract
Purpose of contract	General
Contract start date	01/08/2013
Contract end date	

16/17 Contracted general activity (UDA)	27,641
Carry forward general activity (UDA)	-145
16/17 Contracted orthodontic activity (UOA)	0
Carry forward orthodontic activity (UOA)	0
Baseline contract value	£633,700.03

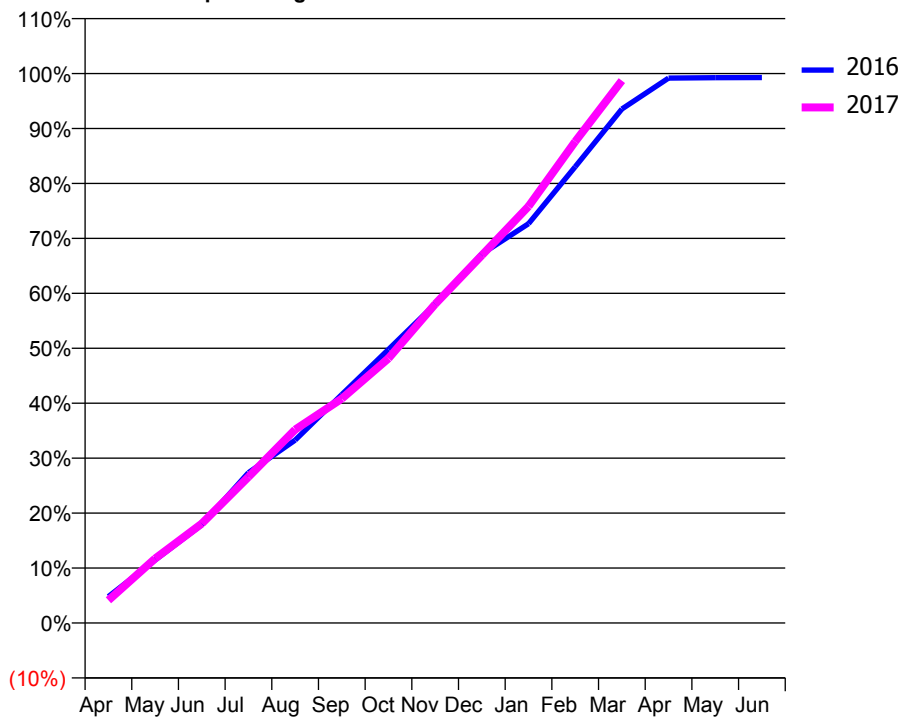
ACCESS*

Patients seen in 24 months	Total	Change since previous quarter
Quarter ending March 2016	9,064	
Quarter ending June 2016	9,005	→
Quarter ending September 2016	8,951	→
Quarter ending December 2016	8,939	→
Quarter ending March 2017	9,098	→
Variance since March 2016	0.4%	→



ACTIVITY

Cumulative percentage of contracted UDA delivered 2016 & 2017



Month	Adjusted Scheduled Activity (UDA)	
	2016	2017
April	1,286	1,144
May	3,053	3,243
June	4,767	5,002
July	7,291	7,348
August	8,865	9,728
September	11,075	11,283
October	13,265	13,314
November	15,469	16,038
December	17,889	18,494
January	19,357	20,961
February	22,118	24,217
March	24,919	27,281
April	26,417	
May	26,437	
June	26,447	

QUALITY

	Quantity	Base Number	Contract	LHB	Wales
% of FP17s for the same patient ID Re-attending within 3 months - Children	374	4,107	9.1%	8.0%	11.3%
% of FP17s for the same patient ID Re-attending within 3 months - Adults	1,459	10,457	14.0%	13.8%	16.7%
% of FP17s for the same patient ID Re-attending between 3 & 9 months - Children	2,655	4,107	64.6%	58.8%	58.0%
% of FP17s for the same patient ID Re-attending between 3 & 9 months - Adults	6,283	10,457	60.1%	53.2%	53.7%
% of FP17s for Band 1 Urgent Courses	801	13,715	5.8%	8.1%	9.0%
% of FP17s Relating to Free Repair or Replacements	182	13,715	1.3%	0.8%	0.7%
% of FP17s Relating to Continuations	41	13,715	0.3%	1.0%	0.9%
% of Patients satisfied with the dentistry they have received	29	30	96.7%	93.6%	93.9%
% of Patients satisfied with the time they had to wait for an appointment	26	30	86.7%	89.3%	88.4%

* This is based on patients treated on this contract for their most recent course of treatment. Figures in italics indicate the base number of FP17s or Patient Questionnaire responses are less than 100. N/A is shown where the base number of responses is less than 10 during the period. % is calculated as Quantity/Base number*100

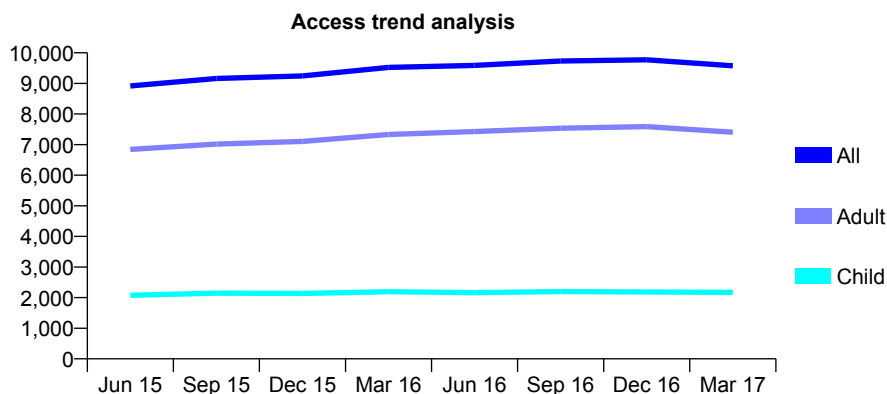
7A1 - Vital Signs At a Glance Contract Report for 133825/0001 - March 2017

Name or company name	Queensferry Dental Surgery Limited
Contract type name	GDS Contract
Purpose of contract	General
Contract start date	01/10/2007
Contract end date	

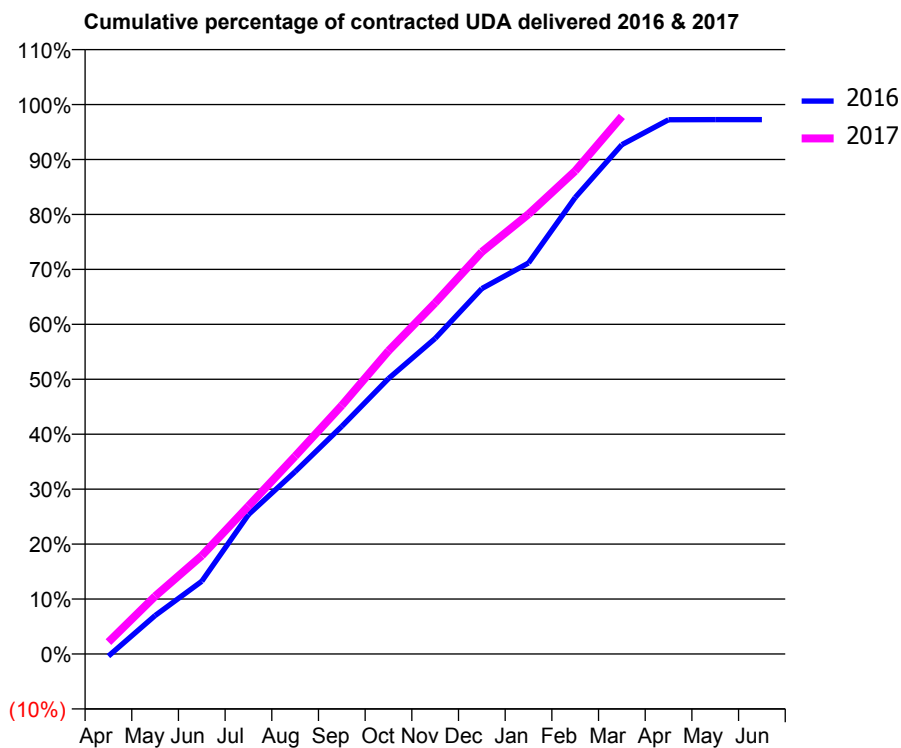
16/17 Contracted general activity (UDA)	27,772
Carry forward general activity (UDA)	455
16/17 Contracted orthodontic activity (UOA)	0
Carry forward orthodontic activity (UOA)	0
Baseline contract value	£924,281.01

ACCESS*

Patients seen in 24 months	Total	Change since previous quarter
Quarter ending March 2016	9,522	
Quarter ending June 2016	9,590	→
Quarter ending September 2016	9,733	→
Quarter ending December 2016	9,771	→
Quarter ending March 2017	9,576	↓
Variance since March 2016	0.6%	→



ACTIVITY



Month	Adjusted Scheduled Activity (UDA)	
	2016	2017
April	-110	604
May	1,942	2,923
June	3,676	4,972
July	7,047	7,475
August	9,215	10,001
September	11,505	12,563
October	13,923	15,324
November	15,949	17,747
December	18,467	20,320
January	19,763	22,230
February	23,073	24,416
March	25,743	27,169
April	27,000	
May	27,005	
June	27,007	

QUALITY

	Quantity	Base Number	Contract	LHB	Wales
% of FP17s for the same patient ID Re-attending within 3 months - Children	159	2,768	5.7%	8.0%	11.3%
% of FP17s for the same patient ID Re-attending within 3 months - Adults	1,456	9,971	14.6%	13.8%	16.7%
% of FP17s for the same patient ID Re-attending between 3 & 9 months - Children	1,379	2,768	49.8%	58.8%	58.0%
% of FP17s for the same patient ID Re-attending between 3 & 9 months - Adults	5,073	9,971	50.9%	53.2%	53.7%
% of FP17s for Band 1 Urgent Courses	1,080	12,223	8.8%	8.1%	9.0%
% of FP17s Relating to Free Repair or Replacements	59	12,223	0.5%	0.8%	0.7%
% of FP17s Relating to Continuations	200	12,223	1.6%	1.0%	0.9%
% of Patients satisfied with the dentistry they have received	31	32	96.9%	93.6%	93.9%
% of Patients satisfied with the time they had to wait for an appointment	27	32	84.4%	89.3%	88.4%

* This is based on patients treated on this contract for their most recent course of treatment. Figures in italics indicate the base number of FP17s or Patient Questionnaire responses are less than 100. N/A is shown where the base number of responses is less than 10 during the period. % is calculated as Quantity/Base number*100

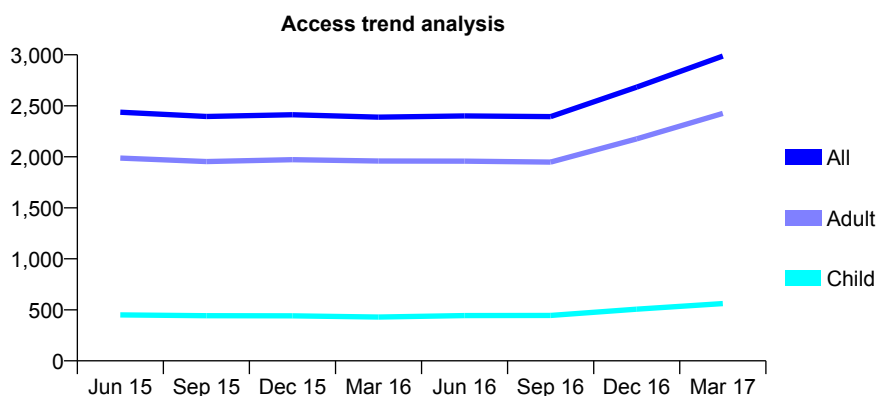
7A1 - Vital Signs At a Glance Contract Report for 134147/0002 - March 2017

Name or company name	L Bester
Contract type name	GDS Contract
Purpose of contract	General
Contract start date	01/12/2009
Contract end date	

16/17 Contracted general activity (UDA)	9,977
Carry forward general activity (UDA)	-61
16/17 Contracted orthodontic activity (UOA)	0
Carry forward orthodontic activity (UOA)	0
Baseline contract value	£231,710.37

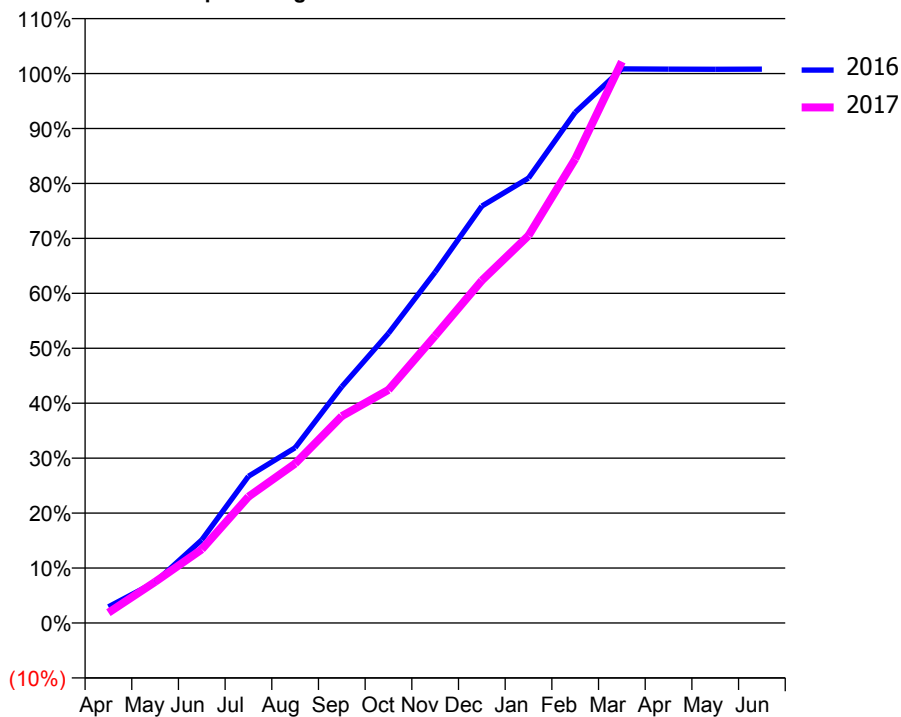
ACCESS*

Patients seen in 24 months	Total	Change since previous quarter
Quarter ending March 2016	2,389	
Quarter ending June 2016	2,401	→
Quarter ending September 2016	2,394	→
Quarter ending December 2016	2,683	↑
Quarter ending March 2017	2,987	↑
Variance since March 2016	25.0%	↑



ACTIVITY

Cumulative percentage of contracted UDA delivered 2016 & 2017



Month	Adjusted Scheduled Activity (UDA)	
	2016	2017
April	227	187
May	574	747
June	1,167	1,338
July	2,060	2,293
August	2,460	2,895
September	3,316	3,757
October	4,065	4,233
November	4,924	5,216
December	5,850	6,218
January	6,244	7,034
February	7,166	8,424
March	7,776	10,193
April	7,773	
May	7,771	
June	7,772	

QUALITY

	Quantity	Base Number	Contract	LHB	Wales
% of FP17s for the same patient ID Re-attending within 3 months - Children	21	688	3.1%	8.0%	11.3%
% of FP17s for the same patient ID Re-attending within 3 months - Adults	170	2,987	5.7%	13.8%	16.7%
% of FP17s for the same patient ID Re-attending between 3 & 9 months - Children	214	688	31.1%	58.8%	58.0%
% of FP17s for the same patient ID Re-attending between 3 & 9 months - Adults	1,244	2,987	41.6%	53.2%	53.7%
% of FP17s for Band 1 Urgent Courses	154	3,675	4.2%	8.1%	9.0%
% of FP17s Relating to Free Repair or Replacements	1	3,675	0.0%	0.8%	0.7%
% of FP17s Relating to Continuations	12	3,675	0.3%	1.0%	0.9%
% of Patients satisfied with the dentistry they have received	13	13	100.0%	93.6%	93.9%
% of Patients satisfied with the time they had to wait for an appointment	12	13	92.3%	89.3%	88.4%

* This is based on patients treated on this contract for their most recent course of treatment. Figures in italics indicate the base number of FP17s or Patient Questionnaire responses are less than 100. N/A is shown where the base number of responses is less than 10 during the period. % is calculated as Quantity/Base number*100

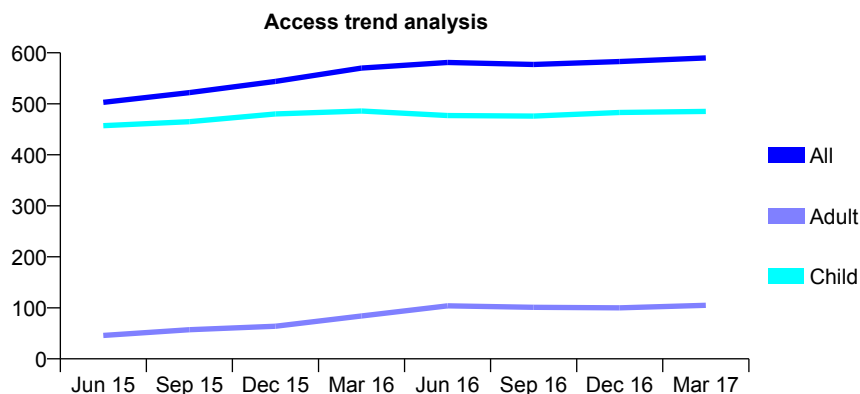
7A1 - Vital Signs At a Glance Contract Report for 137413/0001 - March 2017

Name or company name	Mr B R Dean
Contract type name	GDS Contract
Purpose of contract	General
Contract start date	27/05/2014
Contract end date	

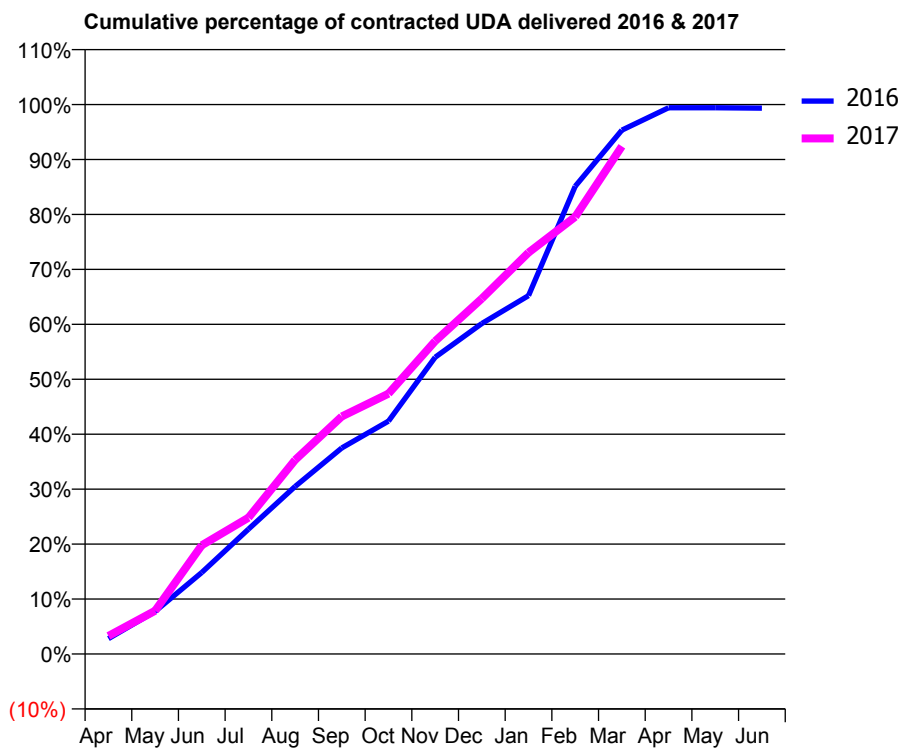
16/17 Contracted general activity (UDA)	1,404
Carry forward general activity (UDA)	-2
16/17 Contracted orthodontic activity (UOA)	0
Carry forward orthodontic activity (UOA)	0
Baseline contract value	£33,351.67

ACCESS*

Patients seen in 24 months	Total	Change since previous quarter
Quarter ending March 2016	570	
Quarter ending June 2016	581	→
Quarter ending September 2016	577	→
Quarter ending December 2016	583	→
Quarter ending March 2017	590	→
Variance since March 2016	3.5%	↑



ACTIVITY



Month	Adjusted Scheduled Activity (UDA)	
	2016	2017
April	39	46
May	109	110
June	208	278
July	319	348
August	428	496
September	527	607
October	595	665
November	758	800
December	845	908
January	916	1,026
February	1,195	1,117
March	1,339	1,297
April	1,396	
May	1,396	
June	1,395	

QUALITY

	Quantity	Base Number	Contract	LHB	Wales
% of FP17s for the same patient ID Re-attending within 3 months - Children	68	839	8.1%	8.0%	11.3%
% of FP17s for the same patient ID Re-attending within 3 months - Adults	6	83	7.2%	13.8%	16.7%
% of FP17s for the same patient ID Re-attending between 3 & 9 months - Children	544	839	64.8%	58.8%	58.0%
% of FP17s for the same patient ID Re-attending between 3 & 9 months - Adults	45	83	54.2%	53.2%	53.7%
% of FP17s for Band 1 Urgent Courses	26	884	2.9%	8.1%	9.0%
% of FP17s Relating to Free Repair or Replacements	0	884	0.0%	0.8%	0.7%
% of FP17s Relating to Continuations	1	884	0.1%	1.0%	0.9%
% of Patients satisfied with the dentistry they have received	0	0	N/A	93.6%	93.9%
% of Patients satisfied with the time they had to wait for an appointment	0	0	N/A	89.3%	88.4%

* This is based on patients treated on this contract for their most recent course of treatment. Figures in italics indicate the base number of FP17s or Patient Questionnaire responses are less than 100. N/A is shown where the base number of responses is less than 10 during the period. % is calculated as Quantity/Base number*100

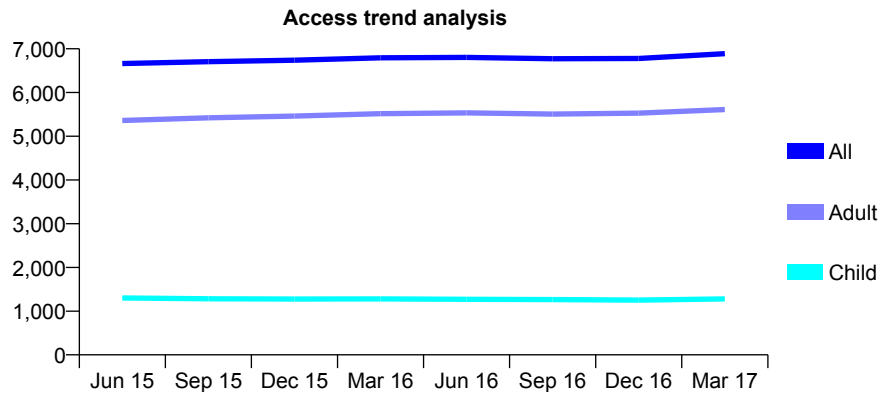
7A1 - Vital Signs At a Glance Contract Report for 140481/0001 - March 2017

Name or company name	The Hollies Dental Practice Partnership
Contract type name	GDS Contract
Purpose of contract	General and Orthodontic
Contract start date	01/04/2011
Contract end date	

16/17 Contracted general activity (UDA)	23,436
Carry forward general activity (UDA)	415
16/17 Contracted orthodontic activity (UOA)	0
Carry forward orthodontic activity (UOA)	0
Baseline contract value	£628,859.46

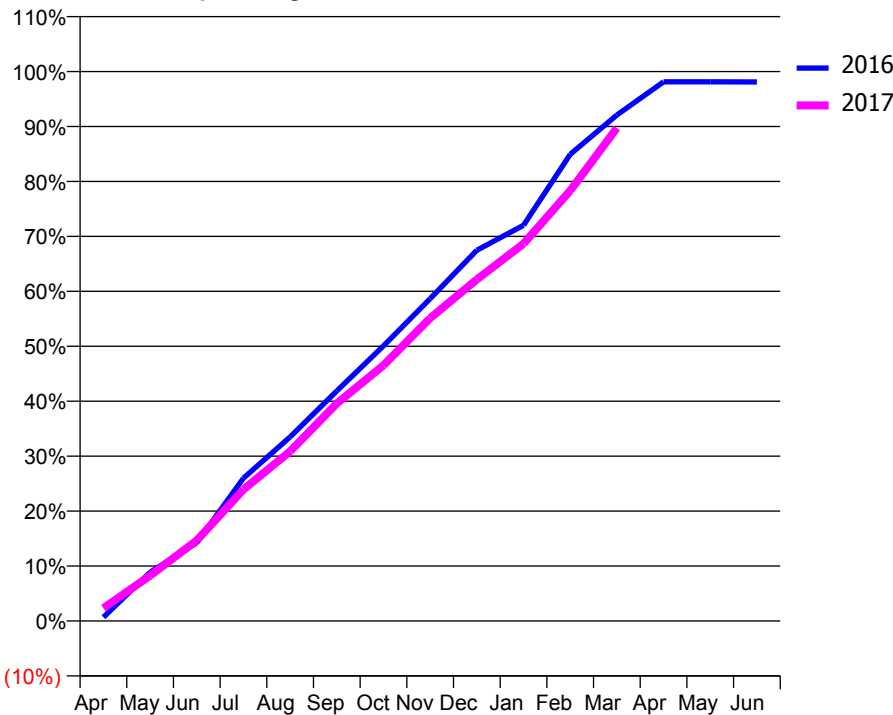
ACCESS*

Patients seen in 24 months	Total	Change since previous quarter
Quarter ending March 2016	6,795	
Quarter ending June 2016	6,803	→
Quarter ending September 2016	6,773	→
Quarter ending December 2016	6,779	→
Quarter ending March 2017	6,888	→
Variance since March 2016	1.4%	→



ACTIVITY

Cumulative percentage of contracted UDA delivered 2016 & 2017



Month	Adjusted Scheduled Activity (UDA)	
	2016	2017
April	149	547
May	1,946	1,937
June	3,125	3,435
July	5,705	5,608
August	7,351	7,239
September	9,184	9,276
October	10,984	10,903
November	12,870	12,920
December	14,802	14,566
January	15,799	16,090
February	18,627	18,357
March	20,198	21,026
April	21,523	
May	21,526	
June	21,521	

QUALITY

	Quantity	Base Number	Contract	LHB	Wales
% of FP17s for the same patient ID Re-attending within 3 months - Children	111	2,090	5.3%	8.0%	11.3%
% of FP17s for the same patient ID Re-attending within 3 months - Adults	918	8,686	10.6%	13.8%	16.7%
% of FP17s for the same patient ID Re-attending between 3 & 9 months - Children	1,360	2,090	65.1%	58.8%	58.0%
% of FP17s for the same patient ID Re-attending between 3 & 9 months - Adults	5,800	8,686	66.8%	53.2%	53.7%
% of FP17s for Band 1 Urgent Courses	344	10,193	3.4%	8.1%	9.0%
% of FP17s Relating to Free Repair or Replacements	76	10,193	0.7%	0.8%	0.7%
% of FP17s Relating to Continuations	16	10,193	0.2%	1.0%	0.9%
% of Patients satisfied with the dentistry they have received	31	32	96.9%	93.6%	93.9%
% of Patients satisfied with the time they had to wait for an appointment	31	32	96.9%	89.3%	88.4%

* This is based on patients treated on this contract for their most recent course of treatment. Figures in italics indicate the base number of FP17s or Patient Questionnaire responses are less than 100. N/A is shown where the base number of responses is less than 10 during the period. % is calculated as Quantity/Base number*100

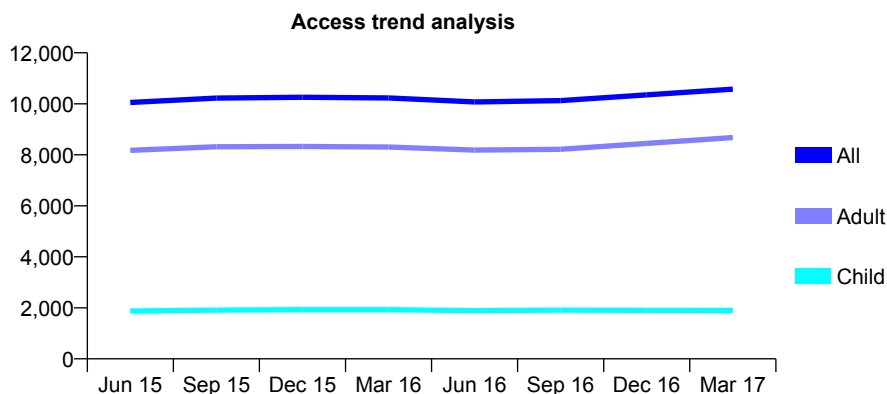
7A1 - Vital Signs At a Glance Contract Report for 141186/0001 - March 2017

Name or company name	Mostyn House Dental Practice Partnership
Contract type name	GDS Contract
Purpose of contract	General
Contract start date	01/08/2009
Contract end date	

16/17 Contracted general activity (UDA)	30,067
Carry forward general activity (UDA)	1,511
16/17 Contracted orthodontic activity (UOA)	0
Carry forward orthodontic activity (UOA)	0
Baseline contract value	£750,951.59

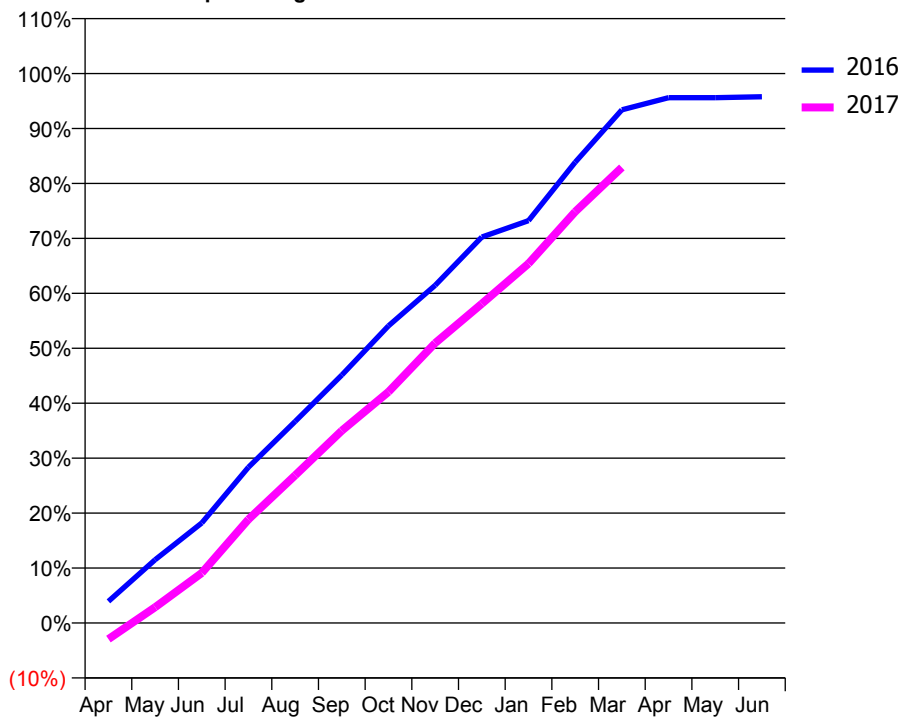
ACCESS*

Patients seen in 24 months	Total	Change since previous quarter
Quarter ending March 2016	10,231	
Quarter ending June 2016	10,073	↓
Quarter ending September 2016	10,125	→
Quarter ending December 2016	10,348	↑
Quarter ending March 2017	10,577	↑
Variance since March 2016	3.4%	↑



ACTIVITY

Cumulative percentage of contracted UDA delivered 2016 & 2017



Month	Adjusted Scheduled Activity (UDA)	
	2016	2017
April	1,410	-883
May	4,122	866
June	6,521	2,742
July	10,149	5,674
August	13,128	8,078
September	16,146	10,523
October	19,357	12,645
November	21,994	15,317
December	25,134	17,468
January	26,208	19,669
February	30,007	22,506
March	33,418	24,929
April	34,211	
May	34,211	
June	34,276	

QUALITY

	Quantity	Base Number	Contract	LHB	Wales
% of FP17s for the same patient ID Re-attending within 3 months - Children	106	1,969	5.4%	8.0%	11.3%
% of FP17s for the same patient ID Re-attending within 3 months - Adults	1,310	10,191	12.9%	13.8%	16.7%
% of FP17s for the same patient ID Re-attending between 3 & 9 months - Children	631	1,969	32.0%	58.8%	58.0%
% of FP17s for the same patient ID Re-attending between 3 & 9 months - Adults	4,077	10,191	40.0%	53.2%	53.7%
% of FP17s for Band 1 Urgent Courses	1,209	11,766	10.3%	8.1%	9.0%
% of FP17s Relating to Free Repair or Replacements	33	11,766	0.3%	0.8%	0.7%
% of FP17s Relating to Continuations	135	11,766	1.1%	1.0%	0.9%
% of Patients satisfied with the dentistry they have received	58	63	92.1%	93.6%	93.9%
% of Patients satisfied with the time they had to wait for an appointment	49	63	77.8%	89.3%	88.4%

* This is based on patients treated on this contract for their most recent course of treatment. Figures in italics indicate the base number of FP17s or Patient Questionnaire responses are less than 100. N/A is shown where the base number of responses is less than 10 during the period. % is calculated as Quantity/Base number*100

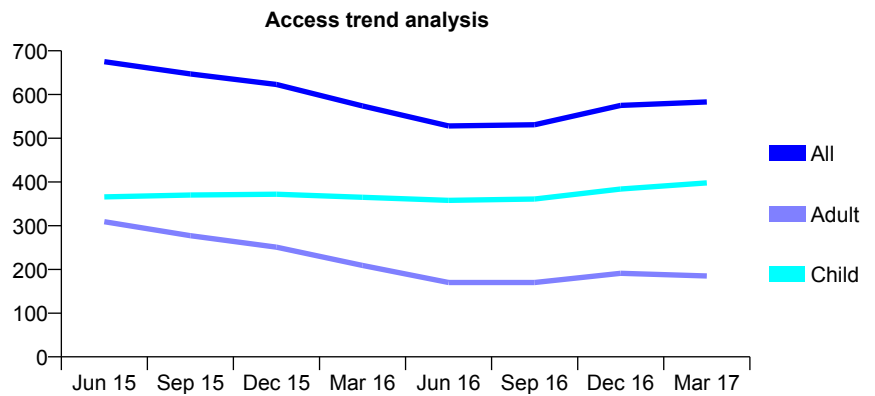
7A1 - Vital Signs At a Glance Contract Report for 145688/0001 - March 2017

Name or company name	Mr R Bennett
Contract type name	GDS Contract
Purpose of contract	General
Contract start date	01/03/2011
Contract end date	

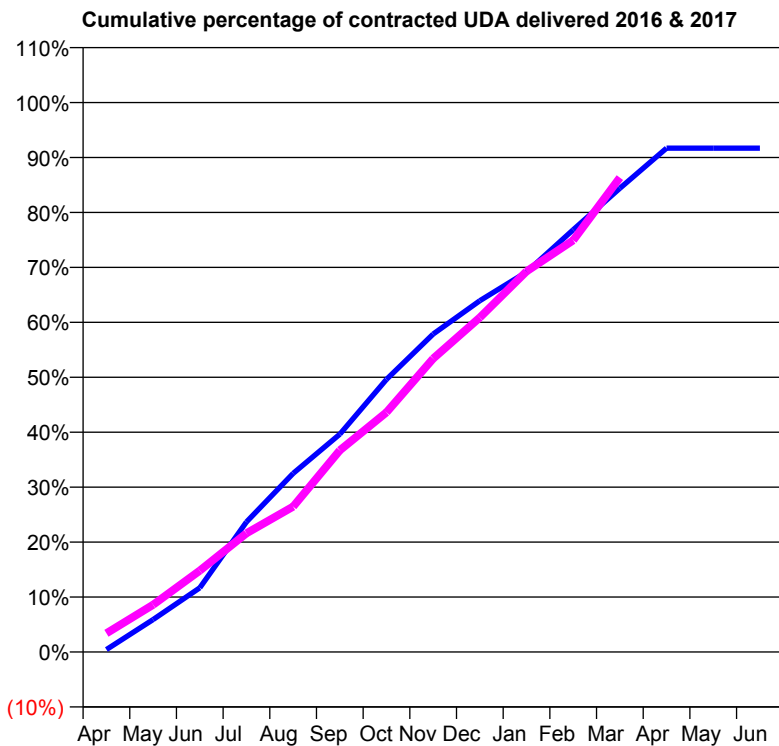
16/17 Contracted general activity (UDA)	1,590
Carry forward general activity (UDA)	0
16/17 Contracted orthodontic activity (UOA)	0
Carry forward orthodontic activity (UOA)	0
Baseline contract value	£38,189.62

ACCESS*

Patients seen in 24 months	Total	Change since previous quarter
Quarter ending March 2016	574	
Quarter ending June 2016	528	↓
Quarter ending September 2016	531	→
Quarter ending December 2016	575	↑
Quarter ending March 2017	583	→
Variance since March 2016	1.6%	→



ACTIVITY



Month	Adjusted Scheduled Activity (UDA)	
	2016	2017
April	7	54
May	95	137
June	187	235
July	379	344
August	520	421
September	634	584
October	794	693
November	926	849
December	1,023	968
January	1,106	1,101
February	1,229	1,191
March	1,350	1,373
April	1,467	
May	1,467	
June	1,467	

QUALITY

	Quantity	Base Number	Contract	LHB	Wales
% of FP17s for the same patient ID Re-attending within 3 months - Children	32	622	5.1%	8.0%	11.3%
% of FP17s for the same patient ID Re-attending within 3 months - Adults	45	239	18.8%	13.8%	16.7%
% of FP17s for the same patient ID Re-attending between 3 & 9 months - Children	360	622	57.9%	58.8%	58.0%
% of FP17s for the same patient ID Re-attending between 3 & 9 months - Adults	111	239	46.4%	53.2%	53.7%
% of FP17s for Band 1 Urgent Courses	38	808	4.7%	8.1%	9.0%
% of FP17s Relating to Free Repair or Replacements	0	808	0.0%	0.8%	0.7%
% of FP17s Relating to Continuations	0	808	0.0%	1.0%	0.9%
% of Patients satisfied with the dentistry they have received	1	1	N/A	93.6%	93.9%
% of Patients satisfied with the time they had to wait for an appointment	1	1	N/A	89.3%	88.4%

* This is based on patients treated on this contract for their most recent course of treatment. Figures in italics indicate the base number of FP17s or Patient Questionnaire responses are less than 100. N/A is shown where the base number of responses is less than 10 during the period. % is calculated as Quantity/Base number*100

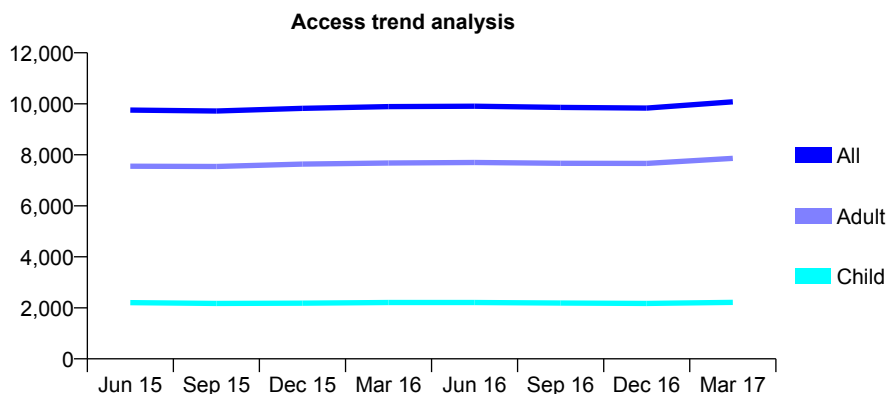
7A1 - Vital Signs At a Glance Contract Report for 151912/0001 - March 2017

Name or company name	IJW & GA DOUGLAS LIMITED
Contract type name	GDS Contract
Purpose of contract	General
Contract start date	01/05/2011
Contract end date	

16/17 Contracted general activity (UDA)	31,372
Carry forward general activity (UDA)	110
16/17 Contracted orthodontic activity (UOA)	0
Carry forward orthodontic activity (UOA)	0
Baseline contract value	£788,247.66

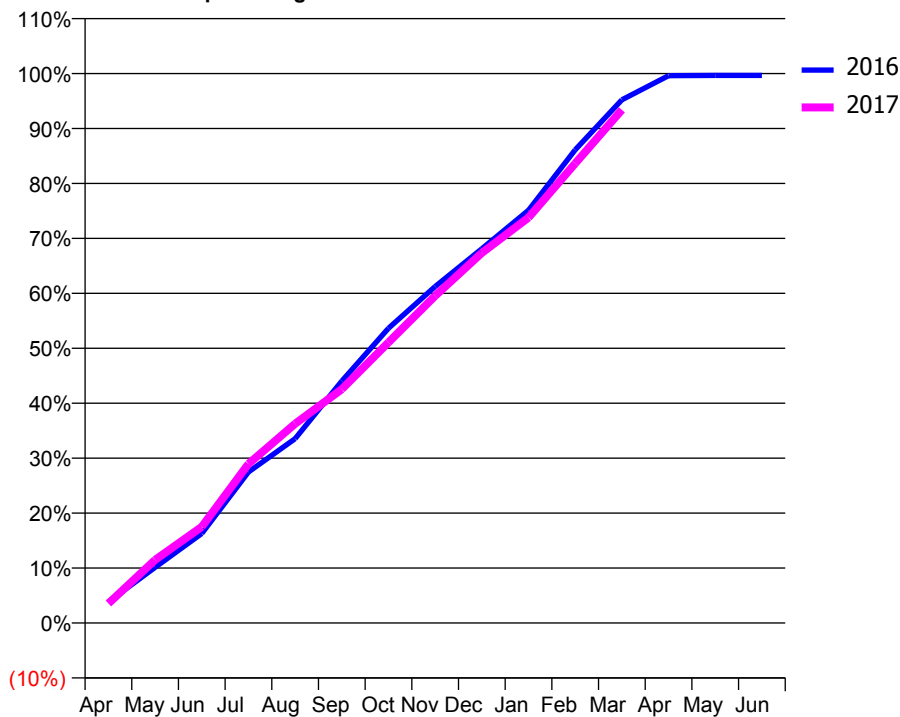
ACCESS*

Patients seen in 24 months	Total	Change since previous quarter
Quarter ending March 2016	9,889	
Quarter ending June 2016	9,905	→
Quarter ending September 2016	9,857	→
Quarter ending December 2016	9,835	→
Quarter ending March 2017	10,079	↑
Variance since March 2016	1.9%	→



ACTIVITY

Cumulative percentage of contracted UDA delivered 2016 & 2017



Month	Adjusted Scheduled Activity (UDA)	
	2016	2017
April	1,207	1,113
May	3,176	3,602
June	5,112	5,493
July	8,620	9,088
August	10,525	11,378
September	13,815	13,346
October	16,829	16,025
November	19,210	18,681
December	21,364	21,128
January	23,566	23,147
February	27,013	26,237
March	29,866	29,298
April	31,251	
May	31,261	
June	31,262	

QUALITY

	Quantity	Base Number	Contract	LHB	Wales
% of FP17s for the same patient ID Re-attending within 3 months - Children	231	3,011	7.7%	8.0%	11.3%
% of FP17s for the same patient ID Re-attending within 3 months - Adults	1,442	10,453	13.8%	13.8%	16.7%
% of FP17s for the same patient ID Re-attending between 3 & 9 months - Children	1,551	3,011	51.5%	58.8%	58.0%
% of FP17s for the same patient ID Re-attending between 3 & 9 months - Adults	4,925	10,453	47.1%	53.2%	53.7%
% of FP17s for Band 1 Urgent Courses	716	12,820	5.6%	8.1%	9.0%
% of FP17s Relating to Free Repair or Replacements	108	12,820	0.8%	0.8%	0.7%
% of FP17s Relating to Continuations	138	12,820	1.1%	1.0%	0.9%
% of Patients satisfied with the dentistry they have received	49	52	94.2%	93.6%	93.9%
% of Patients satisfied with the time they had to wait for an appointment	49	52	94.2%	89.3%	88.4%

* This is based on patients treated on this contract for their most recent course of treatment. Figures in italics indicate the base number of FP17s or Patient Questionnaire responses are less than 100. N/A is shown where the base number of responses is less than 10 during the period. % is calculated as Quantity/Base number*100

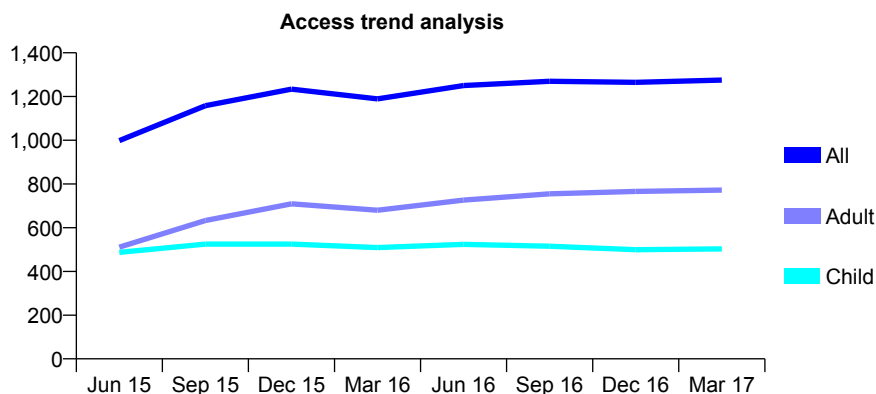
7A1 - Vital Signs At a Glance Contract Report for 154423/0001 - March 2017

Name or company name	Rhos Road Dental Practice Partnership
Contract type name	GDS Contract
Purpose of contract	General
Contract start date	01/12/2012
Contract end date	

16/17 Contracted general activity (UDA)	5,464
Carry forward general activity (UDA)	134
16/17 Contracted orthodontic activity (UOA)	0
Carry forward orthodontic activity (UOA)	0
Baseline contract value	£128,066.03

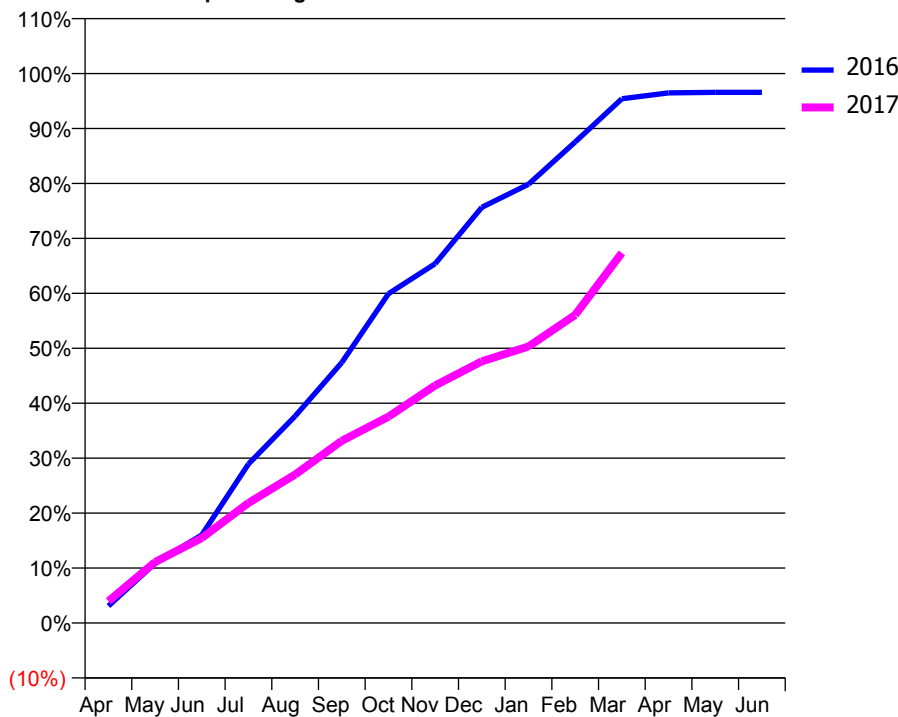
ACCESS*

Patients seen in 24 months	Total	Change since previous quarter
Quarter ending March 2016	1,189	
Quarter ending June 2016	1,250	↑
Quarter ending September 2016	1,270	→
Quarter ending December 2016	1,265	→
Quarter ending March 2017	1,275	→
Variance since March 2016	7.2%	↑



ACTIVITY

Cumulative percentage of contracted UDA delivered 2016 & 2017



Month	Adjusted Scheduled Activity (UDA)	
	2016	2017
April	121	217
May	426	606
June	627	845
July	1,132	1,195
August	1,474	1,477
September	1,855	1,812
October	2,345	2,051
November	2,559	2,362
December	2,961	2,602
January	3,125	2,749
February	3,426	3,063
March	3,734	3,680
April	3,776	
May	3,780	
June	3,780	

QUALITY

	Quantity	Base Number	Contract	LHB	Wales
% of FP17s for the same patient ID Re-attending within 3 months - Children	65	739	8.8%	8.0%	11.3%
% of FP17s for the same patient ID Re-attending within 3 months - Adults	180	1,196	15.1%	13.8%	16.7%
% of FP17s for the same patient ID Re-attending between 3 & 9 months - Children	442	739	59.8%	58.8%	58.0%
% of FP17s for the same patient ID Re-attending between 3 & 9 months - Adults	644	1,196	53.8%	53.2%	53.7%
% of FP17s for Band 1 Urgent Courses	99	1,917	5.2%	8.1%	9.0%
% of FP17s Relating to Free Repair or Replacements	7	1,917	0.4%	0.8%	0.7%
% of FP17s Relating to Continuations	26	1,917	1.4%	1.0%	0.9%
% of Patients satisfied with the dentistry they have received	1	1	N/A	93.6%	93.9%
% of Patients satisfied with the time they had to wait for an appointment	1	1	N/A	89.3%	88.4%

* This is based on patients treated on this contract for their most recent course of treatment. Figures in italics indicate the base number of FP17s or Patient Questionnaire responses are less than 100. N/A is shown where the base number of responses is less than 10 during the period. % is calculated as Quantity/Base number*100

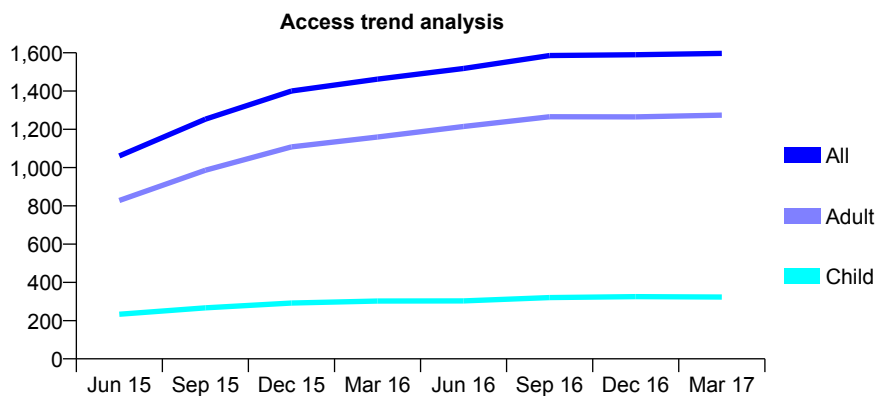
7A1 - Vital Signs At a Glance Contract Report for 154733/0001 - March 2017

Name or company name	ALS (Dental Surgeon) Ltd
Contract type name	GDS Contract
Purpose of contract	General
Contract start date	01/01/2015
Contract end date	

16/17 Contracted general activity (UDA)	5,817
Carry forward general activity (UDA)	0
16/17 Contracted orthodontic activity (UOA)	0
Carry forward orthodontic activity (UOA)	0
Baseline contract value	£142,124.16

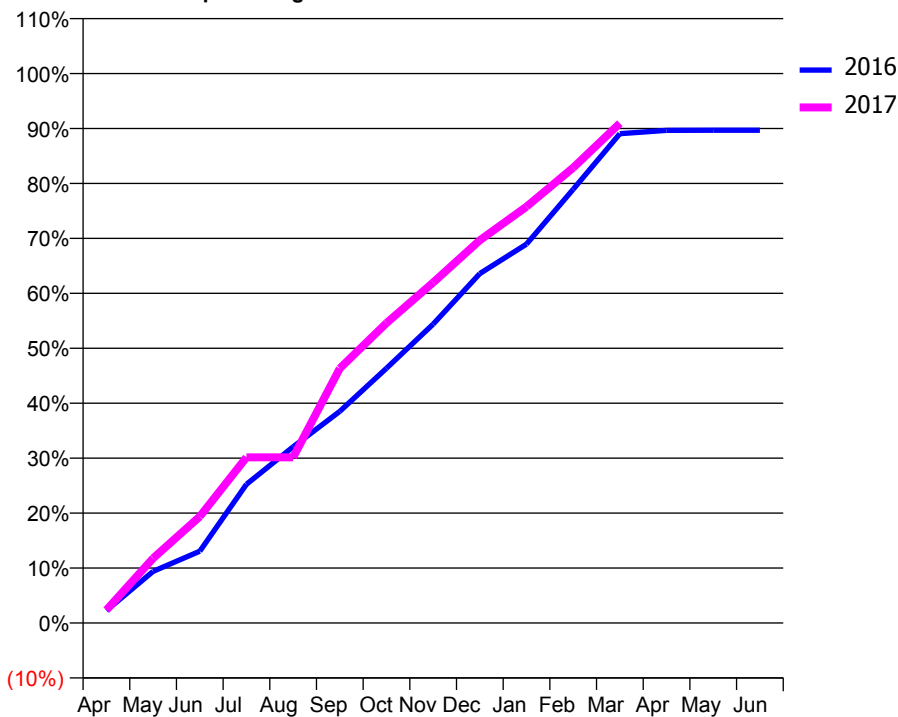
ACCESS*

Patients seen in 24 months	Total	Change since previous quarter
Quarter ending March 2016	1,462	
Quarter ending June 2016	1,518	↑
Quarter ending September 2016	1,586	↑
Quarter ending December 2016	1,590	→
Quarter ending March 2017	1,597	→
Variance since March 2016	9.2%	↑



ACTIVITY

Cumulative percentage of contracted UDA delivered 2016 & 2017



Month	Adjusted Scheduled Activity (UDA)	
	2016	2017
April	132	138
May	548	685
June	760	1,127
July	1,469	1,754
August	1,865	1,754
September	2,240	2,696
October	2,697	3,175
November	3,164	3,604
December	3,699	4,053
January	4,011	4,408
February	4,591	4,820
March	5,180	5,290
April	5,215	
May	5,216	
June	5,217	

QUALITY

	Quantity	Base Number	Contract	LHB	Wales
% of FP17s for the same patient ID Re-attending within 3 months - Children	56	542	10.3%	8.0%	11.3%
% of FP17s for the same patient ID Re-attending within 3 months - Adults	380	1,965	19.3%	13.8%	16.7%
% of FP17s for the same patient ID Re-attending between 3 & 9 months - Children	323	542	59.6%	58.8%	58.0%
% of FP17s for the same patient ID Re-attending between 3 & 9 months - Adults	820	1,965	41.7%	53.2%	53.7%
% of FP17s for Band 1 Urgent Courses	215	2,482	8.7%	8.1%	9.0%
% of FP17s Relating to Free Repair or Replacements	83	2,482	3.3%	0.8%	0.7%
% of FP17s Relating to Continuations	1	2,482	0.0%	1.0%	0.9%
% of Patients satisfied with the dentistry they have received	9	9	N/A	93.6%	93.9%
% of Patients satisfied with the time they had to wait for an appointment	9	9	N/A	89.3%	88.4%

* This is based on patients treated on this contract for their most recent course of treatment. Figures in italics indicate the base number of FP17s or Patient Questionnaire responses are less than 100. N/A is shown where the base number of responses is less than 10 during the period. % is calculated as Quantity/Base number*100

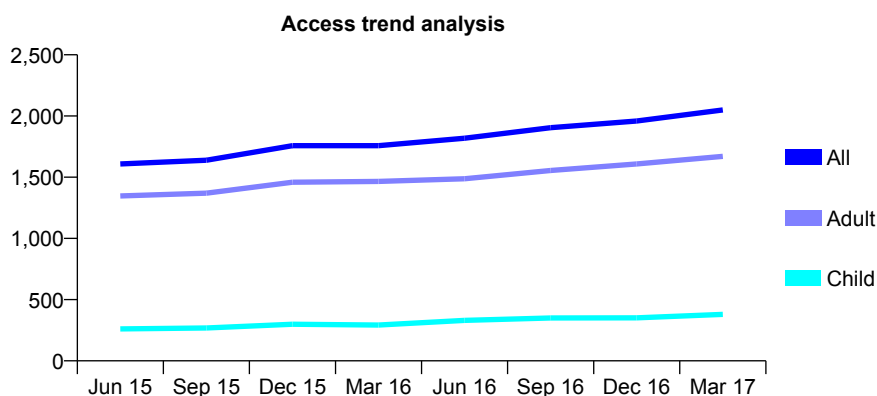
7A1 - Vital Signs At a Glance Contract Report for 155373/0001 - March 2017

Name or company name	SC & C Edwards
Contract type name	GDS Contract
Purpose of contract	General
Contract start date	01/08/2013
Contract end date	

16/17 Contracted general activity (UDA)	7,737
Carry forward general activity (UDA)	0
16/17 Contracted orthodontic activity (UOA)	0
Carry forward orthodontic activity (UOA)	0
Baseline contract value	£123,258.01

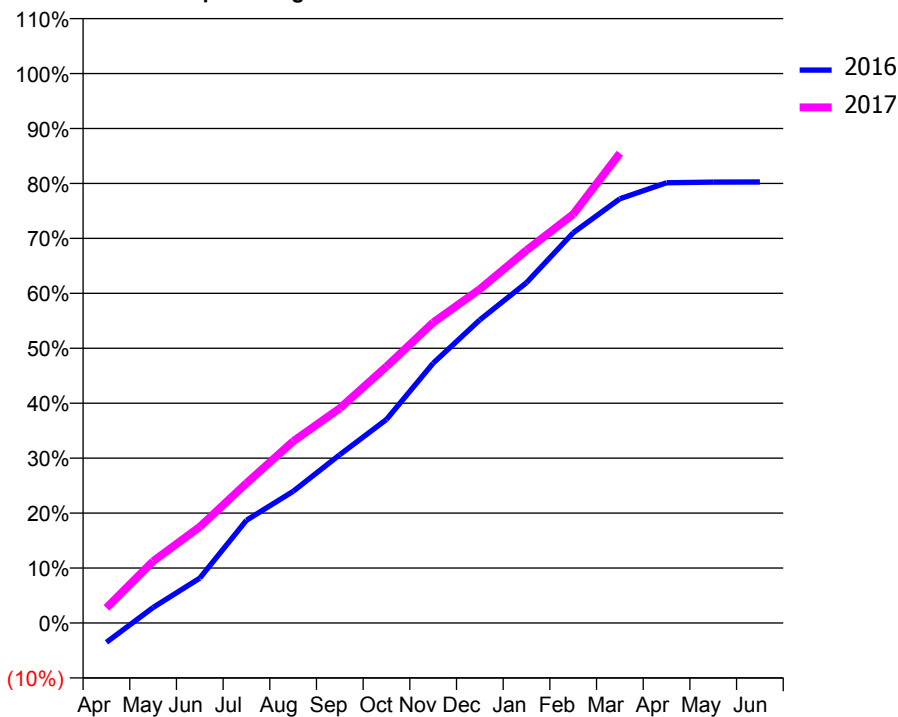
ACCESS*

Patients seen in 24 months	Total	Change since previous quarter
Quarter ending March 2016	1,758	
Quarter ending June 2016	1,819	↑
Quarter ending September 2016	1,905	↑
Quarter ending December 2016	1,959	↑
Quarter ending March 2017	2,050	↑
Variance since March 2016	16.6%	↑



ACTIVITY

Cumulative percentage of contracted UDA delivered 2016 & 2017



Month	Adjusted Scheduled Activity (UDA)	
	2016	2017
April	-238	212
May	192	870
June	552	1,354
July	1,263	1,968
August	1,619	2,558
September	2,071	3,023
October	2,504	3,611
November	3,195	4,231
December	3,727	4,701
January	4,185	5,249
February	4,799	5,756
March	5,216	6,614
April	5,413	
May	5,422	
June	5,423	

QUALITY

	Quantity	Base Number	Contract	LHB	Wales
% of FP17s for the same patient ID Re-attending within 3 months - Children	29	618	4.7%	8.0%	11.3%
% of FP17s for the same patient ID Re-attending within 3 months - Adults	401	2,815	14.2%	13.8%	16.7%
% of FP17s for the same patient ID Re-attending between 3 & 9 months - Children	375	618	60.7%	58.8%	58.0%
% of FP17s for the same patient ID Re-attending between 3 & 9 months - Adults	1,785	2,815	63.4%	53.2%	53.7%
% of FP17s for Band 1 Urgent Courses	128	3,331	3.8%	8.1%	9.0%
% of FP17s Relating to Free Repair or Replacements	29	3,331	0.9%	0.8%	0.7%
% of FP17s Relating to Continuations	44	3,331	1.3%	1.0%	0.9%
% of Patients satisfied with the dentistry they have received	11	12	91.7%	93.6%	93.9%
% of Patients satisfied with the time they had to wait for an appointment	9	12	75.0%	89.3%	88.4%

* This is based on patients treated on this contract for their most recent course of treatment. Figures in italics indicate the base number of FP17s or Patient Questionnaire responses are less than 100. N/A is shown where the base number of responses is less than 10 during the period. % is calculated as Quantity/Base number*100

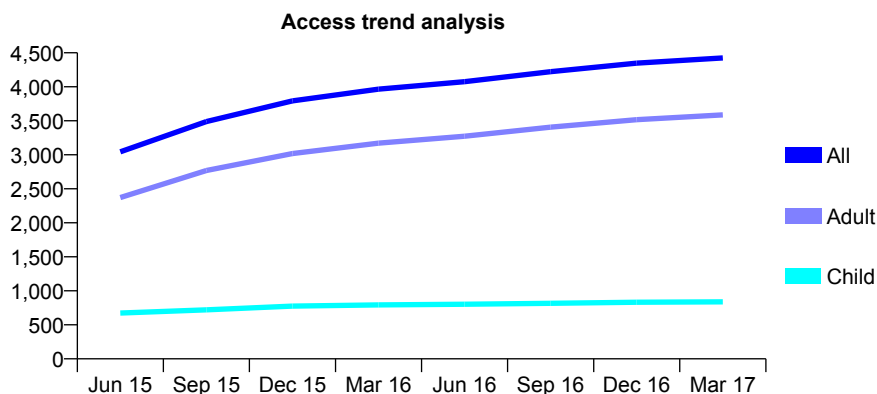
7A1 - Vital Signs At a Glance Contract Report for 155640/0001 - March 2017

Name or company name	PR Griffiths
Contract type name	GDS Contract
Purpose of contract	General
Contract start date	31/10/2014
Contract end date	

16/17 Contracted general activity (UDA)	14,028
Carry forward general activity (UDA)	156
16/17 Contracted orthodontic activity (UOA)	0
Carry forward orthodontic activity (UOA)	0
Baseline contract value	£412,159.24

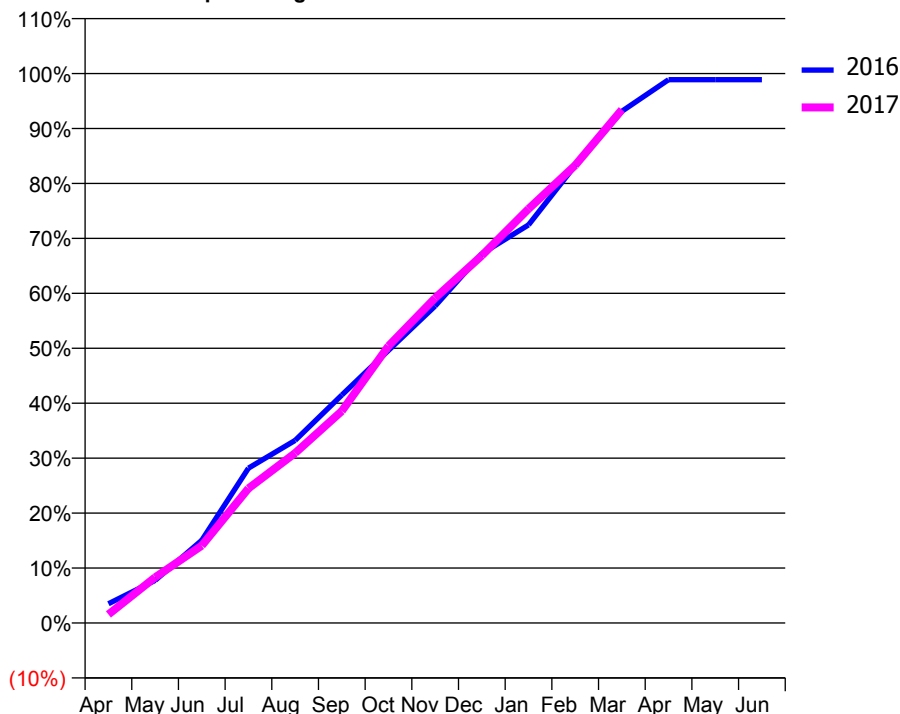
ACCESS*

Patients seen in 24 months	Total	Change since previous quarter
Quarter ending March 2016	3,965	
Quarter ending June 2016	4,075	↑
Quarter ending September 2016	4,223	↑
Quarter ending December 2016	4,349	↑
Quarter ending March 2017	4,425	→
Variance since March 2016	11.6%	↑



ACTIVITY

Cumulative percentage of contracted UDA delivered 2016 & 2017



Month	Adjusted Scheduled Activity (UDA)	
	2016	2017
April	493	218
May	1,088	1,166
June	2,114	1,975
July	3,953	3,437
August	4,661	4,338
September	5,820	5,411
October	6,961	7,071
November	8,092	8,297
December	9,427	9,380
January	10,162	10,570
February	11,682	11,684
March	13,064	13,104
April	13,872	
May	13,872	
June	13,872	

QUALITY

	Quantity	Base Number	Contract	LHB	Wales
% of FP17s for the same patient ID Re-attending within 3 months - Children	59	1,484	4.0%	8.0%	11.3%
% of FP17s for the same patient ID Re-attending within 3 months - Adults	721	5,769	12.5%	13.8%	16.7%
% of FP17s for the same patient ID Re-attending between 3 & 9 months - Children	1,035	1,484	69.7%	58.8%	58.0%
% of FP17s for the same patient ID Re-attending between 3 & 9 months - Adults	3,243	5,769	56.2%	53.2%	53.7%
% of FP17s for Band 1 Urgent Courses	579	6,976	8.3%	8.1%	9.0%
% of FP17s Relating to Free Repair or Replacements	55	6,976	0.8%	0.8%	0.7%
% of FP17s Relating to Continuations	40	6,976	0.6%	1.0%	0.9%
% of Patients satisfied with the dentistry they have received	24	25	96.0%	93.6%	93.9%
% of Patients satisfied with the time they had to wait for an appointment	24	25	96.0%	89.3%	88.4%

* This is based on patients treated on this contract for their most recent course of treatment. Figures in italics indicate the base number of FP17s or Patient Questionnaire responses are less than 100. N/A is shown where the base number of responses is less than 10 during the period. % is calculated as Quantity/Base number*100

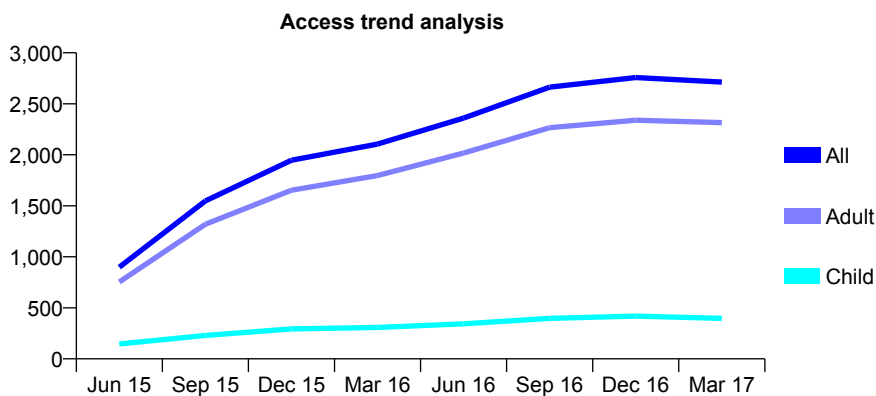
7A1 - Vital Signs At a Glance Contract Report for 158194/0021 - March 2017

Name or company name	Denticare Ltd
Contract type name	GDS Contract
Purpose of contract	General
Contract start date	01/11/2008
Contract end date	

16/17 Contracted general activity (UDA)	15,000
Carry forward general activity (UDA)	0
16/17 Contracted orthodontic activity (UOA)	0
Carry forward orthodontic activity (UOA)	0
Baseline contract value	£342,638.19

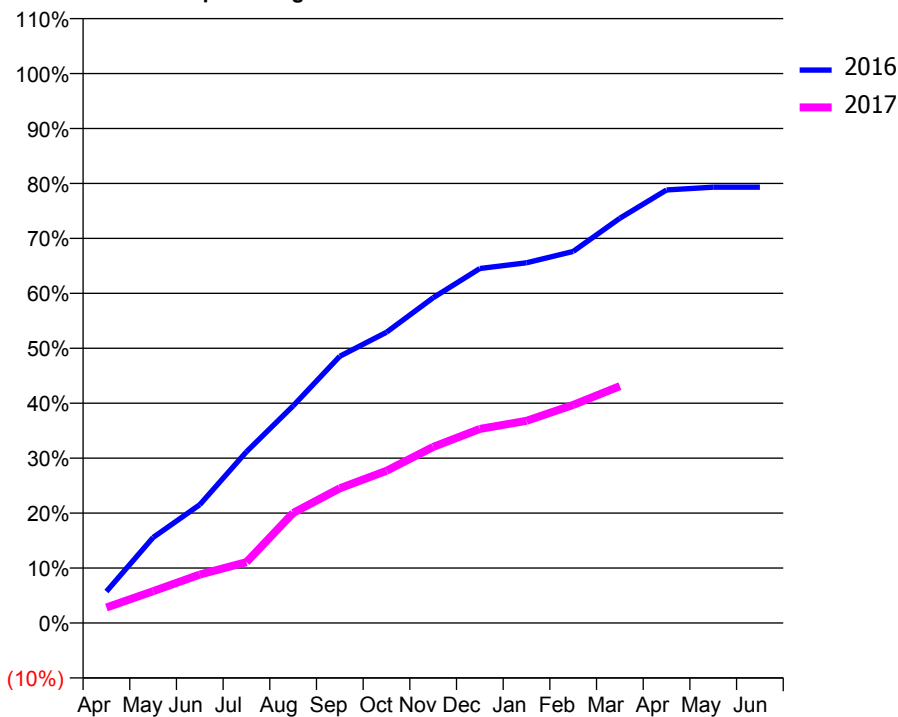
ACCESS*

Patients seen in 24 months	Total	Change since previous quarter
Quarter ending March 2016	2,105	
Quarter ending June 2016	2,360	↑
Quarter ending September 2016	2,663	↑
Quarter ending December 2016	2,758	↑
Quarter ending March 2017	2,713	↓
Variance since March 2016	28.9%	↑



ACTIVITY

Cumulative percentage of contracted UDA delivered 2016 & 2017



Month	Adjusted Scheduled Activity (UDA)	
	2016	2017
April	488	422
May	1,324	867
June	1,830	1,322
July	2,649	1,661
August	3,360	3,006
September	4,126	3,679
October	4,499	4,156
November	5,033	4,806
December	5,484	5,296
January	5,573	5,520
February	5,747	5,952
March	6,262	6,465
April	6,698	
May	6,741	
June	6,741	

QUALITY

	Quantity	Base Number	Contract	LHB	Wales
% of FP17s for the same patient ID Re-attending within 3 months - Children	15	390	3.8%	8.0%	11.3%
% of FP17s for the same patient ID Re-attending within 3 months - Adults	347	2,534	13.7%	13.8%	16.7%
% of FP17s for the same patient ID Re-attending between 3 & 9 months - Children	57	390	14.6%	58.8%	58.0%
% of FP17s for the same patient ID Re-attending between 3 & 9 months - Adults	599	2,534	23.6%	53.2%	53.7%
% of FP17s for Band 1 Urgent Courses	394	2,742	14.4%	8.1%	9.0%
% of FP17s Relating to Free Repair or Replacements	3	2,742	0.1%	0.8%	0.7%
% of FP17s Relating to Continuations	25	2,742	0.9%	1.0%	0.9%
% of Patients satisfied with the dentistry they have received	9	11	81.8%	93.6%	93.9%
% of Patients satisfied with the time they had to wait for an appointment	7	11	63.6%	89.3%	88.4%

* This is based on patients treated on this contract for their most recent course of treatment. Figures in italics indicate the base number of FP17s or Patient Questionnaire responses are less than 100. N/A is shown where the base number of responses is less than 10 during the period. % is calculated as Quantity/Base number*100

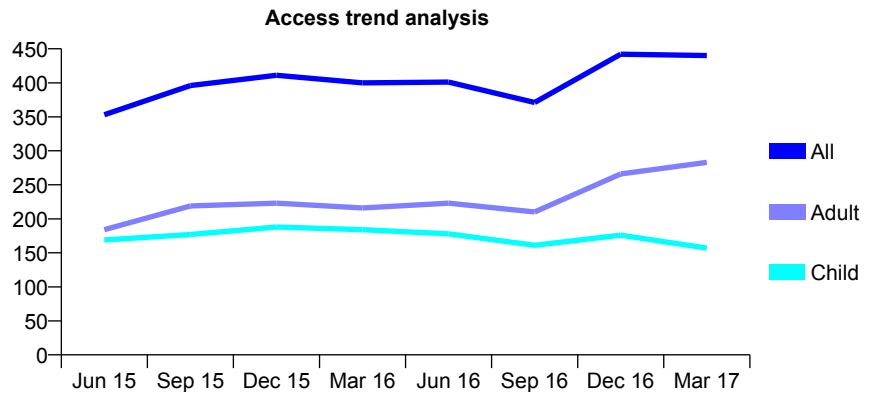
7A1 - Vital Signs At a Glance Contract Report for 158194/0028 - March 2017

Name or company name	Denticare Ltd
Contract type name	GDS Contract
Purpose of contract	General
Contract start date	01/03/2011
Contract end date	

16/17 Contracted general activity (UDA)	900
Carry forward general activity (UDA)	-14
16/17 Contracted orthodontic activity (UOA)	0
Carry forward orthodontic activity (UOA)	0
Baseline contract value	£22,445.30

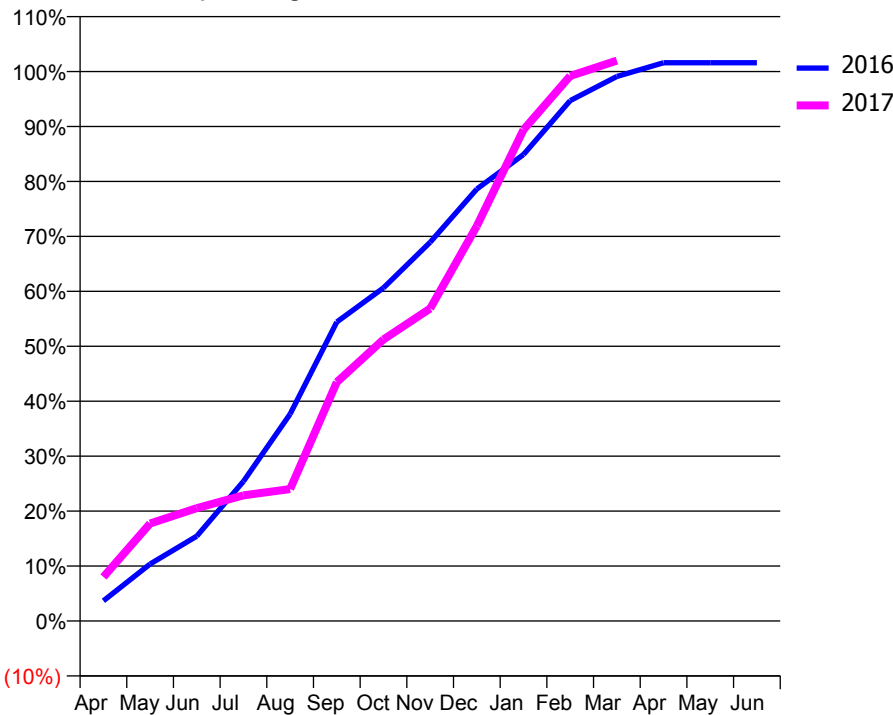
ACCESS*

Patients seen in 24 months	Total	Change since previous quarter
Quarter ending March 2016	400	
Quarter ending June 2016	401	→
Quarter ending September 2016	371	↓
Quarter ending December 2016	442	↑
Quarter ending March 2017	440	→
Variance since March 2016	10.0%	↑



ACTIVITY

Cumulative percentage of contracted UDA delivered 2016 & 2017



Month	Adjusted Scheduled Activity (UDA)	
	2016	2017
April	32	72
May	90	160
June	135	185
July	222	206
August	329	216
September	475	391
October	529	461
November	601	512
December	685	647
January	740	805
February	826	893
March	864	918
April	886	
May	886	
June	886	

QUALITY

	Quantity	Base Number	Contract	LHB	Wales
% of FP17s for the same patient ID Re-attending within 3 months - Children	7	229	3.1%	8.0%	11.3%
% of FP17s for the same patient ID Re-attending within 3 months - Adults	22	323	6.8%	13.8%	16.7%
% of FP17s for the same patient ID Re-attending between 3 & 9 months - Children	150	229	65.5%	58.8%	58.0%
% of FP17s for the same patient ID Re-attending between 3 & 9 months - Adults	155	323	48.0%	53.2%	53.7%
% of FP17s for Band 1 Urgent Courses	39	536	7.3%	8.1%	9.0%
% of FP17s Relating to Free Repair or Replacements	1	536	0.2%	0.8%	0.7%
% of FP17s Relating to Continuations	2	536	0.4%	1.0%	0.9%
% of Patients satisfied with the dentistry they have received	0	0	N/A	93.6%	93.9%
% of Patients satisfied with the time they had to wait for an appointment	0	0	N/A	89.3%	88.4%

* This is based on patients treated on this contract for their most recent course of treatment. Figures in italics indicate the base number of FP17s or Patient Questionnaire responses are less than 100. N/A is shown where the base number of responses is less than 10 during the period. % is calculated as Quantity/Base number*100

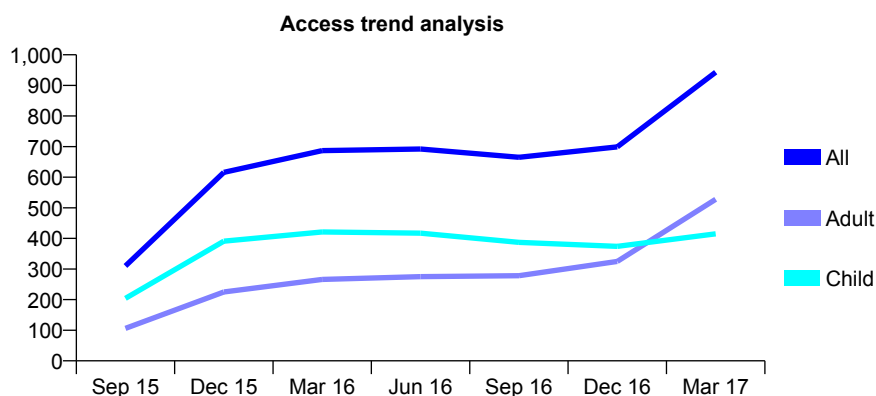
7A1 - Vital Signs At a Glance Contract Report for 160679/0001 - March 2017

Name or company name	T Ferguson
Contract type name	GDS Contract
Purpose of contract	General
Contract start date	01/06/2015
Contract end date	

16/17 Contracted general activity (UDA)	2,798
Carry forward general activity (UDA)	-84
16/17 Contracted orthodontic activity (UOA)	0
Carry forward orthodontic activity (UOA)	0
Baseline contract value	£65,205.05

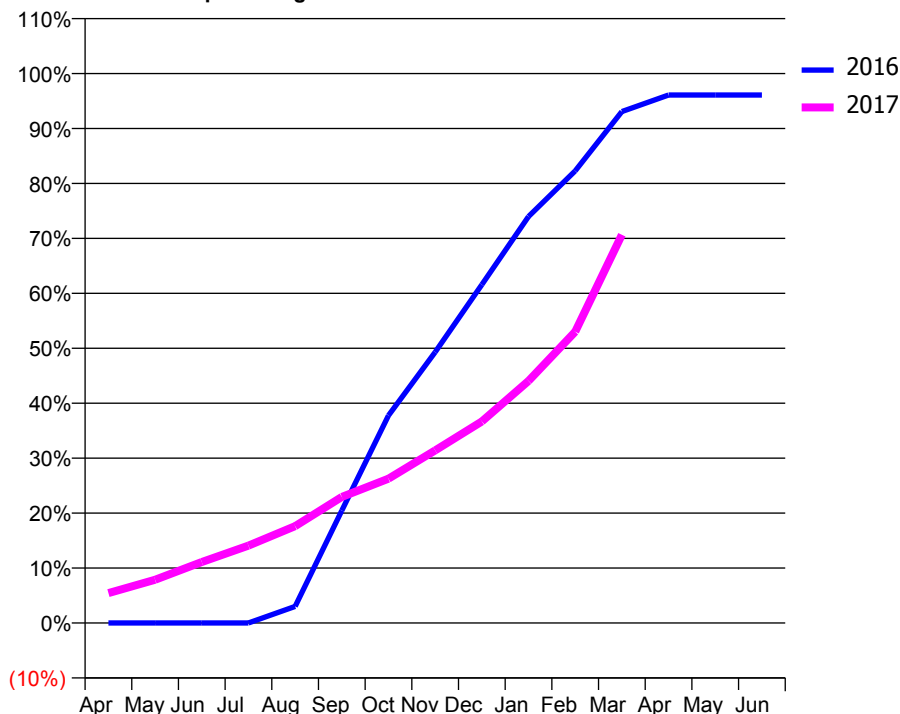
ACCESS*

Patients seen in 24 months	Total	Change since previous quarter
Quarter ending March 2016	687	
Quarter ending June 2016	692	→
Quarter ending September 2016	665	↓
Quarter ending December 2016	699	↑
Quarter ending March 2017	943	↑
Variance since March 2016	37.3%	↑



ACTIVITY

Cumulative percentage of contracted UDA delivered 2016 & 2017



Month	Adjusted Scheduled Activity (UDA)	
	2016	2017
April	0	152
May	0	220
June	0	311
July	0	394
August	45	493
September	305	642
October	563	735
November	735	879
December	919	1,027
January	1,104	1,233
February	1,228	1,483
March	1,389	1,977
April	1,434	
May	1,434	
June	1,434	

QUALITY

	Quantity	Base Number	Contract	LHB	Wales
% of FP17s for the same patient ID Re-attending within 3 months - Children	25	648	3.9%	8.0%	11.3%
% of FP17s for the same patient ID Re-attending within 3 months - Adults	27	543	5.0%	13.8%	16.7%
% of FP17s for the same patient ID Re-attending between 3 & 9 months - Children	423	648	65.3%	58.8%	58.0%
% of FP17s for the same patient ID Re-attending between 3 & 9 months - Adults	218	543	40.1%	53.2%	53.7%
% of FP17s for Band 1 Urgent Courses	10	1,152	0.9%	8.1%	9.0%
% of FP17s Relating to Free Repair or Replacements	0	1,152	0.0%	0.8%	0.7%
% of FP17s Relating to Continuations	1	1,152	0.1%	1.0%	0.9%
% of Patients satisfied with the dentistry they have received	1	1	N/A	93.6%	93.9%
% of Patients satisfied with the time they had to wait for an appointment	1	1	N/A	89.3%	88.4%

* This is based on patients treated on this contract for their most recent course of treatment. Figures in italics indicate the base number of FP17s or Patient Questionnaire responses are less than 100. N/A is shown where the base number of responses is less than 10 during the period. % is calculated as Quantity/Base number*100

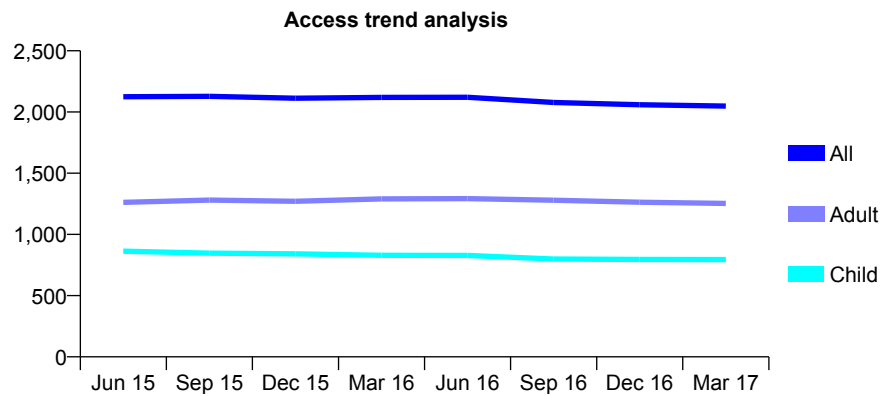
7A1 - Vital Signs At a Glance Contract Report for 162302/0001 - March 2017

Name or company name	Connahs Quay Dental Practice Ltd
Contract type name	GDS Contract
Purpose of contract	General and Orthodontic
Contract start date	01/01/2010
Contract end date	

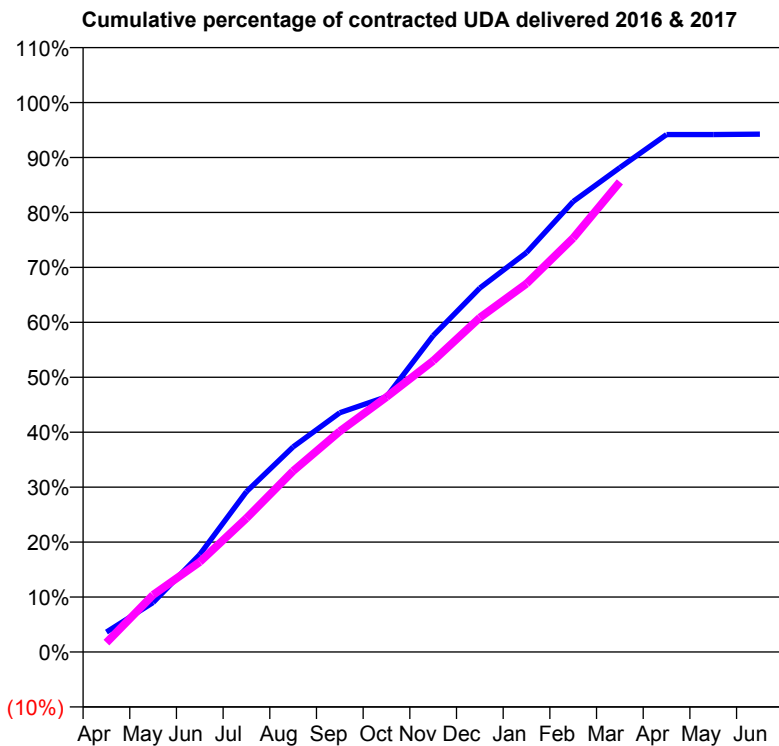
16/17 Contracted general activity (UDA)	6,560
Carry forward general activity (UDA)	0
16/17 Contracted orthodontic activity (UOA)	0
Carry forward orthodontic activity (UOA)	0
Baseline contract value	£120,282.71

ACCESS*

Patients seen in 24 months	Total	Change since previous quarter
Quarter ending March 2016	2,119	
Quarter ending June 2016	2,120	→
Quarter ending September 2016	2,078	↓
Quarter ending December 2016	2,059	→
Quarter ending March 2017	2,048	→
Variance since March 2016	(3.4%)	↓



ACTIVITY



Month	Adjusted Scheduled Activity (UDA)	
	2016	2017
April	237	113
May	591	682
June	1,164	1,076
July	1,915	1,598
August	2,449	2,160
September	2,856	2,636
October	3,048	3,045
November	3,777	3,475
December	4,345	3,992
January	4,768	4,397
February	5,379	4,942
March	5,782	5,612
April	6,178	
May	6,178	
June	6,182	

QUALITY

	Quantity	Base Number	Contract	LHB	Wales
% of FP17s for the same patient ID Re-attending within 3 months - Children	91	1,326	6.9%	8.0%	11.3%
% of FP17s for the same patient ID Re-attending within 3 months - Adults	404	2,113	19.1%	13.8%	16.7%
% of FP17s for the same patient ID Re-attending between 3 & 9 months - Children	904	1,326	68.2%	58.8%	58.0%
% of FP17s for the same patient ID Re-attending between 3 & 9 months - Adults	1,415	2,113	67.0%	53.2%	53.7%
% of FP17s for Band 1 Urgent Courses	172	3,213	5.4%	8.1%	9.0%
% of FP17s Relating to Free Repair or Replacements	72	3,213	2.2%	0.8%	0.7%
% of FP17s Relating to Continuations	28	3,213	0.9%	1.0%	0.9%
% of Patients satisfied with the dentistry they have received	12	12	100.0%	93.6%	93.9%
% of Patients satisfied with the time they had to wait for an appointment	12	12	100.0%	89.3%	88.4%

* This is based on patients treated on this contract for their most recent course of treatment. Figures in italics indicate the base number of FP17s or Patient Questionnaire responses are less than 100. N/A is shown where the base number of responses is less than 10 during the period. % is calculated as Quantity/Base number*100

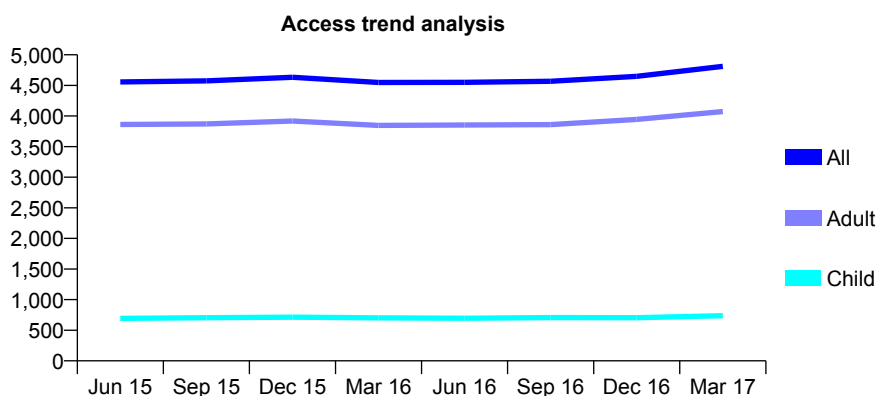
7A1 - Vital Signs At a Glance Contract Report for 164542/0001 - March 2017

Name or company name	Coppersun Dental Care Ltd
Contract type name	GDS Contract
Purpose of contract	General
Contract start date	01/11/2009
Contract end date	

16/17 Contracted general activity (UDA)	16,389
Carry forward general activity (UDA)	-411
16/17 Contracted orthodontic activity (UOA)	0
Carry forward orthodontic activity (UOA)	0
Baseline contract value	£338,752.70

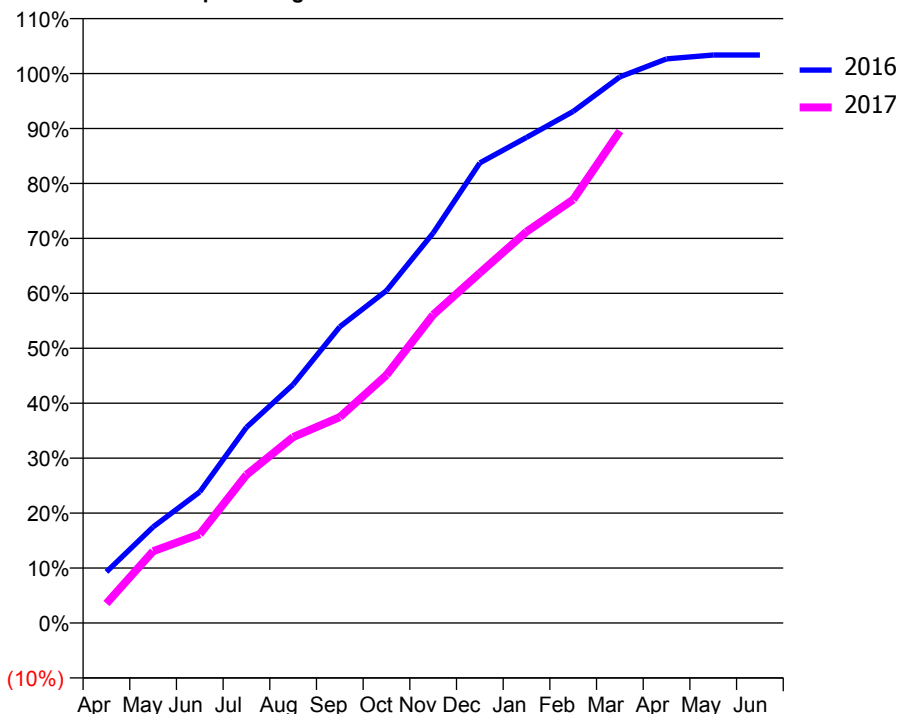
ACCESS*

Patients seen in 24 months	Total	Change since previous quarter
Quarter ending March 2016	4,548	
Quarter ending June 2016	4,550	→
Quarter ending September 2016	4,567	→
Quarter ending December 2016	4,649	→
Quarter ending March 2017	4,811	↑
Variance since March 2016	5.8%	↑



ACTIVITY

Cumulative percentage of contracted UDA delivered 2016 & 2017



Month	Adjusted Scheduled Activity (UDA)	
	2016	2017
April	1,141	581
May	2,144	2,140
June	2,927	2,651
July	4,368	4,421
August	5,320	5,544
September	6,609	6,144
October	7,417	7,394
November	8,701	9,192
December	10,267	10,442
January	10,836	11,672
February	11,417	12,629
March	12,187	14,673
April	12,587	
May	12,674	
June	12,673	

QUALITY

	Quantity	Base Number	Contract	LHB	Wales
% of FP17s for the same patient ID Re-attending within 3 months - Children	142	1,251	11.4%	8.0%	11.3%
% of FP17s for the same patient ID Re-attending within 3 months - Adults	1,117	6,340	17.6%	13.8%	16.7%
% of FP17s for the same patient ID Re-attending between 3 & 9 months - Children	705	1,251	56.4%	58.8%	58.0%
% of FP17s for the same patient ID Re-attending between 3 & 9 months - Adults	2,706	6,340	42.7%	53.2%	53.7%
% of FP17s for Band 1 Urgent Courses	598	7,155	8.4%	8.1%	9.0%
% of FP17s Relating to Free Repair or Replacements	86	7,155	1.2%	0.8%	0.7%
% of FP17s Relating to Continuations	63	7,155	0.9%	1.0%	0.9%
% of Patients satisfied with the dentistry they have received	44	44	100.0%	93.6%	93.9%
% of Patients satisfied with the time they had to wait for an appointment	44	44	100.0%	89.3%	88.4%

* This is based on patients treated on this contract for their most recent course of treatment. Figures in italics indicate the base number of FP17s or Patient Questionnaire responses are less than 100. N/A is shown where the base number of responses is less than 10 during the period. % is calculated as Quantity/Base number*100

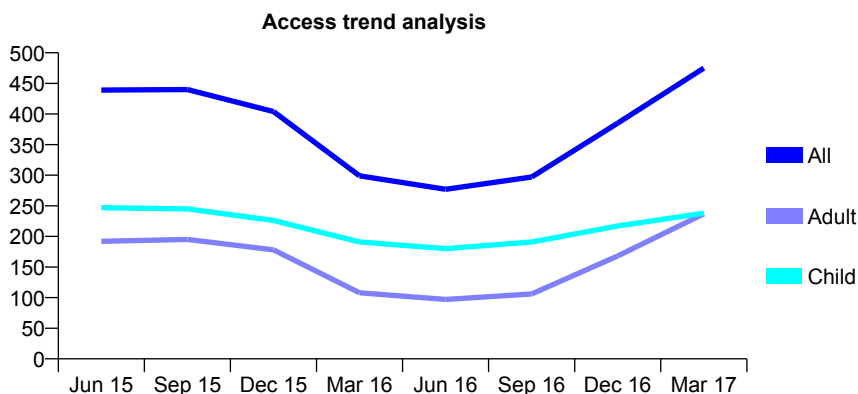
7A1 - Vital Signs At a Glance Contract Report for 164577/0001 - March 2017

Name or company name	Entwistle, Williams & Jenkins GDS Contract
Contract type name	GDS Contract
Purpose of contract	General
Contract start date	31/08/2013
Contract end date	

16/17 Contracted general activity (UDA)	1,136
Carry forward general activity (UDA)	-24
16/17 Contracted orthodontic activity (UOA)	0
Carry forward orthodontic activity (UOA)	0
Baseline contract value	£26,618.31

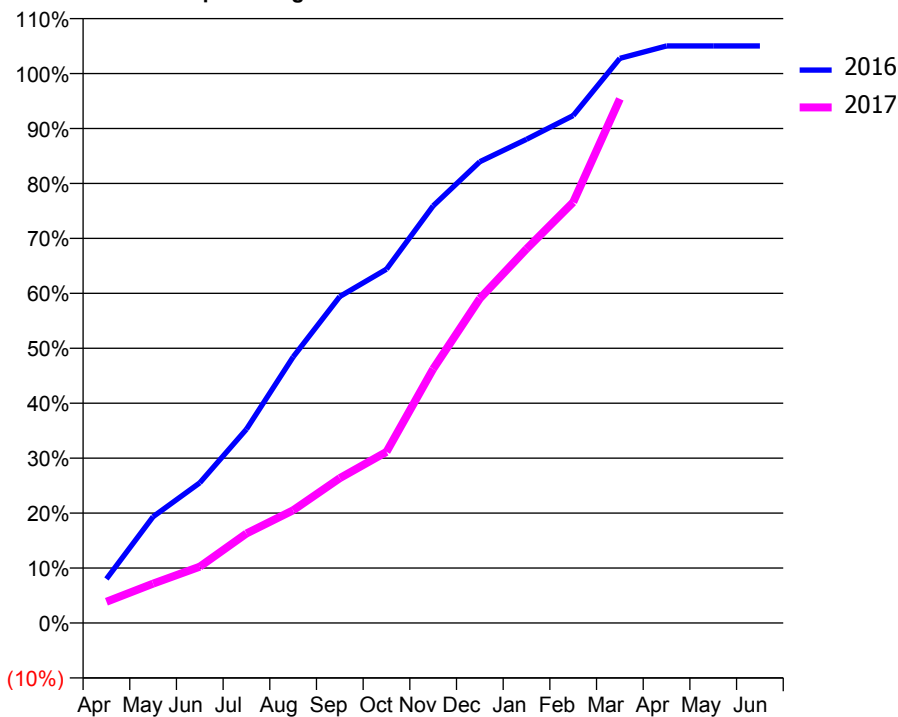
ACCESS*

Patients seen in 24 months	Total	Change since previous quarter
Quarter ending March 2016	299	
Quarter ending June 2016	277	↓
Quarter ending September 2016	297	↑
Quarter ending December 2016	385	↑
Quarter ending March 2017	475	↑
Variance since March 2016	58.9%	↑



ACTIVITY

Cumulative percentage of contracted UDA delivered 2016 & 2017



Month	Adjusted Scheduled Activity (UDA)	
	2016	2017
April	39	44
May	94	81
June	124	117
July	171	185
August	235	233
September	289	299
October	313	354
November	369	525
December	408	671
January	428	773
February	449	870
March	499	1,083
April	510	
May	510	
June	510	

QUALITY

	Quantity	Base Number	Contract	LHB	Wales
% of FP17s for the same patient ID Re-attending within 3 months - Children	18	336	5.4%	8.0%	11.3%
% of FP17s for the same patient ID Re-attending within 3 months - Adults	17	269	6.3%	13.8%	16.7%
% of FP17s for the same patient ID Re-attending between 3 & 9 months - Children	155	336	46.1%	58.8%	58.0%
% of FP17s for the same patient ID Re-attending between 3 & 9 months - Adults	71	269	26.4%	53.2%	53.7%
% of FP17s for Band 1 Urgent Courses	67	589	11.4%	8.1%	9.0%
% of FP17s Relating to Free Repair or Replacements	1	589	0.2%	0.8%	0.7%
% of FP17s Relating to Continuations	0	589	0.0%	1.0%	0.9%
% of Patients satisfied with the dentistry they have received	1	1	N/A	93.6%	93.9%
% of Patients satisfied with the time they had to wait for an appointment	1	1	N/A	89.3%	88.4%

* This is based on patients treated on this contract for their most recent course of treatment. Figures in italics indicate the base number of FP17s or Patient Questionnaire responses are less than 100. N/A is shown where the base number of responses is less than 10 during the period. % is calculated as Quantity/Base number*100

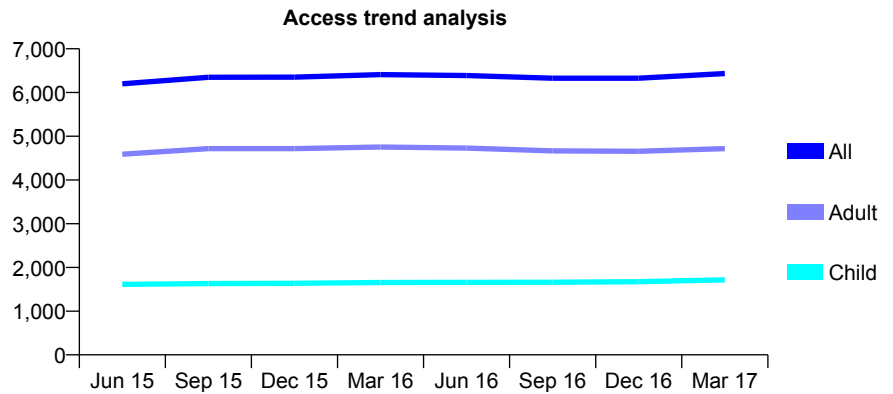
7A1 - Vital Signs At a Glance Contract Report for 167096/0002 - March 2017

Name or company name	Longford Road Dental Practice Ltd
Contract type name	GDS Contract
Purpose of contract	General
Contract start date	01/11/2013
Contract end date	

16/17 Contracted general activity (UDA)	22,306
Carry forward general activity (UDA)	0
16/17 Contracted orthodontic activity (UOA)	0
Carry forward orthodontic activity (UOA)	0
Baseline contract value	£470,258.24

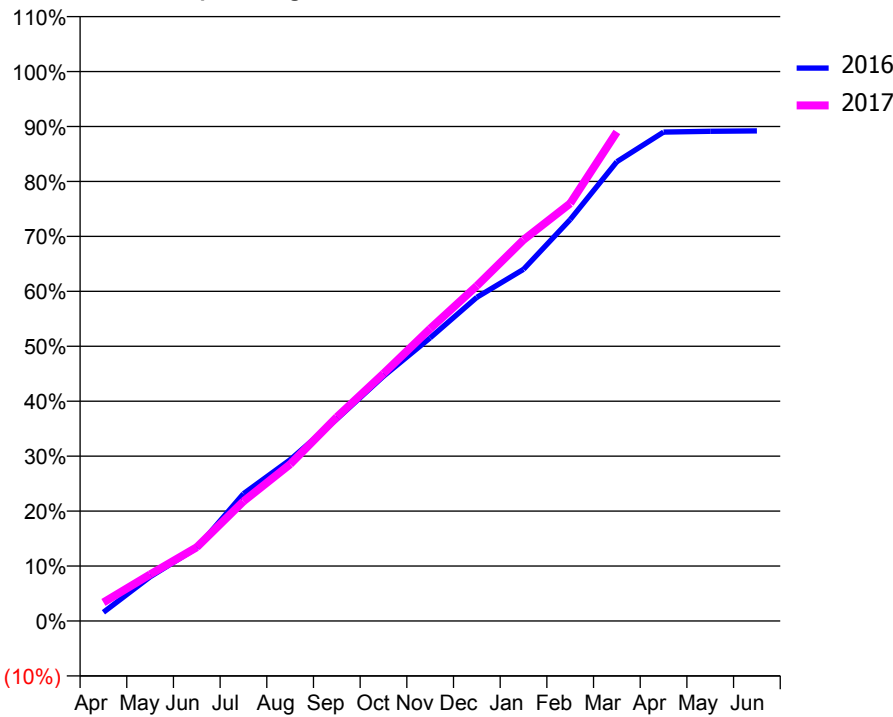
ACCESS*

Patients seen in 24 months	Total	Change since previous quarter
Quarter ending March 2016	6,411	
Quarter ending June 2016	6,387	→
Quarter ending September 2016	6,326	→
Quarter ending December 2016	6,328	→
Quarter ending March 2017	6,433	→
Variance since March 2016	0.3%	→



ACTIVITY

Cumulative percentage of contracted UDA delivered 2016 & 2017



Month	Adjusted Scheduled Activity (UDA)	
	2016	2017
April	347	755
May	1,747	1,893
June	2,889	2,994
July	5,029	4,860
August	6,376	6,361
September	7,983	8,279
October	9,671	10,046
November	11,192	11,867
December	12,795	13,608
January	13,903	15,472
February	15,868	16,951
March	18,152	19,851
April	19,325	
May	19,355	
June	19,368	

QUALITY

	Quantity	Base Number	Contract	LHB	Wales
% of FP17s for the same patient ID Re-attending within 3 months - Children	185	2,853	6.5%	8.0%	11.3%
% of FP17s for the same patient ID Re-attending within 3 months - Adults	1,198	7,560	15.8%	13.8%	16.7%
% of FP17s for the same patient ID Re-attending between 3 & 9 months - Children	1,869	2,853	65.5%	58.8%	58.0%
% of FP17s for the same patient ID Re-attending between 3 & 9 months - Adults	3,943	7,560	52.2%	53.2%	53.7%
% of FP17s for Band 1 Urgent Courses	952	9,798	9.7%	8.1%	9.0%
% of FP17s Relating to Free Repair or Replacements	87	9,798	0.9%	0.8%	0.7%
% of FP17s Relating to Continuations	41	9,798	0.4%	1.0%	0.9%
% of Patients satisfied with the dentistry they have received	32	37	86.5%	93.6%	93.9%
% of Patients satisfied with the time they had to wait for an appointment	32	37	86.5%	89.3%	88.4%

* This is based on patients treated on this contract for their most recent course of treatment. Figures in italics indicate the base number of FP17s or Patient Questionnaire responses are less than 100. N/A is shown where the base number of responses is less than 10 during the period. % is calculated as Quantity/Base number*100

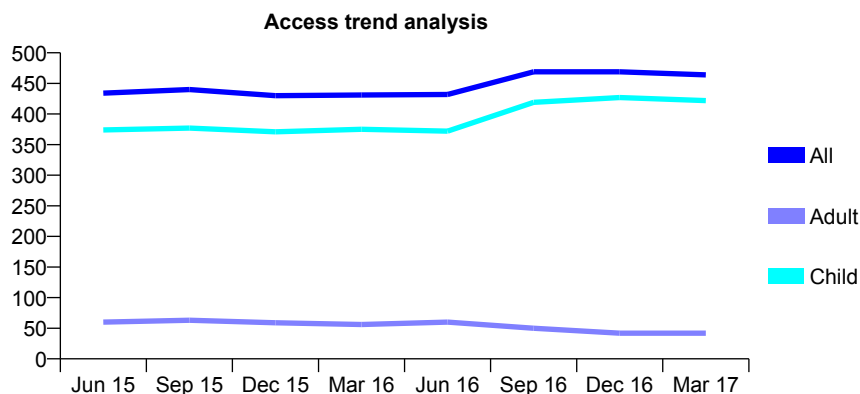
7A1 - Vital Signs At a Glance Contract Report for 170003/0001 - March 2017

Name or company name	Meacher & Associates Limited
Contract type name	GDS Contract
Purpose of contract	General
Contract start date	01/06/2010
Contract end date	

16/17 Contracted general activity (UDA)	975
Carry forward general activity (UDA)	34
16/17 Contracted orthodontic activity (UOA)	0
Carry forward orthodontic activity (UOA)	0
Baseline contract value	£23,005.75

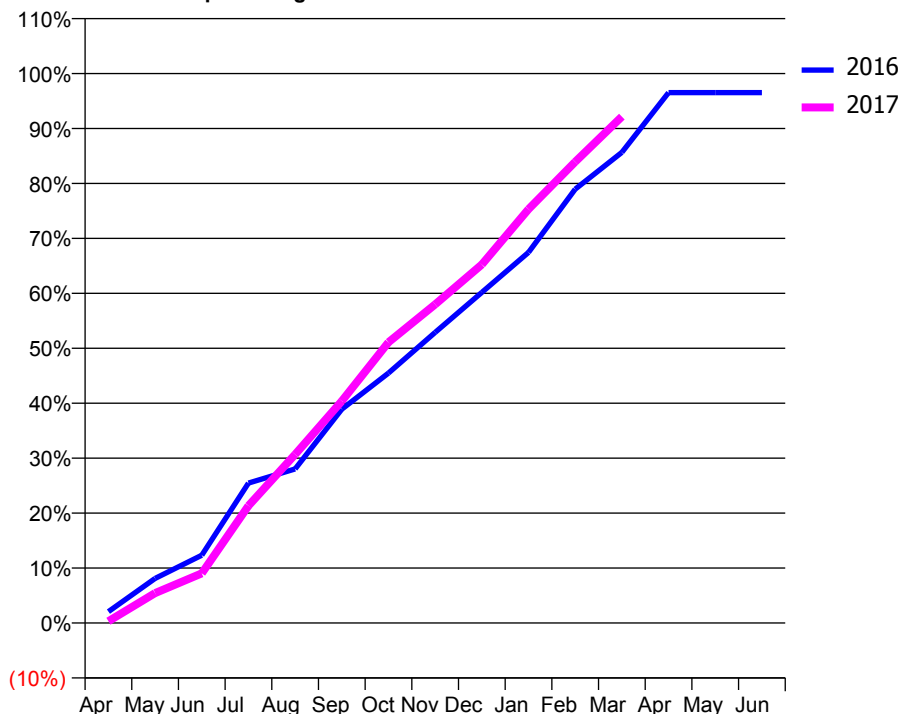
ACCESS*

Patients seen in 24 months	Total	Change since previous quarter
Quarter ending March 2016	431	
Quarter ending June 2016	432	→
Quarter ending September 2016	469	↑
Quarter ending December 2016	469	→
Quarter ending March 2017	464	↓
Variance since March 2016	7.7%	↑



ACTIVITY

Cumulative percentage of contracted UDA delivered 2016 & 2017



Month	Adjusted Scheduled Activity (UDA)	
	2016	2017
April	20	3
May	79	53
June	120	88
July	248	208
August	273	299
September	379	394
October	444	498
November	516	565
December	587	636
January	658	734
February	770	818
March	835	899
April	941	
May	941	
June	941	

QUALITY

	Quantity	Base Number	Contract	LHB	Wales
% of FP17s for the same patient ID Re-attending within 3 months - Children	28	781	3.6%	8.0%	11.3%
% of FP17s for the same patient ID Re-attending within 3 months - Adults	0	0	N/A	13.8%	16.7%
% of FP17s for the same patient ID Re-attending between 3 & 9 months - Children	526	781	67.3%	58.8%	58.0%
% of FP17s for the same patient ID Re-attending between 3 & 9 months - Adults	0	0	N/A	53.2%	53.7%
% of FP17s for Band 1 Urgent Courses	13	706	1.8%	8.1%	9.0%
% of FP17s Relating to Free Repair or Replacements	0	706	0.0%	0.8%	0.7%
% of FP17s Relating to Continuations	1	706	0.1%	1.0%	0.9%
% of Patients satisfied with the dentistry they have received	2	2	N/A	93.6%	93.9%
% of Patients satisfied with the time they had to wait for an appointment	2	2	N/A	89.3%	88.4%

* This is based on patients treated on this contract for their most recent course of treatment. Figures in italics indicate the base number of FP17s or Patient Questionnaire responses are less than 100. N/A is shown where the base number of responses is less than 10 during the period. % is calculated as Quantity/Base number*100

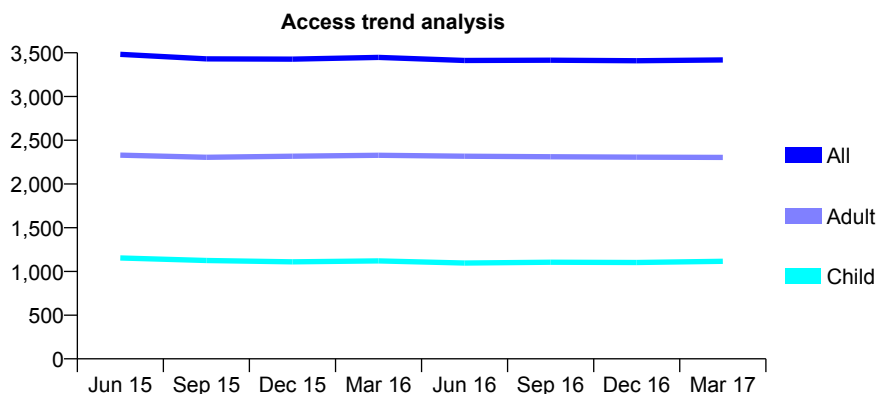
7A1 - Vital Signs At a Glance Contract Report for 173185/0001 - March 2017

Name or company name	Deintyddfa Deudraeth Dental Care Ltd.
Contract type name	GDS Contract
Purpose of contract	General and Orthodontic
Contract start date	01/05/2010
Contract end date	

16/17 Contracted general activity (UDA)	9,059
Carry forward general activity (UDA)	439
16/17 Contracted orthodontic activity (UOA)	1,143
Carry forward orthodontic activity (UOA)	-39
Baseline contract value	£323,230.43

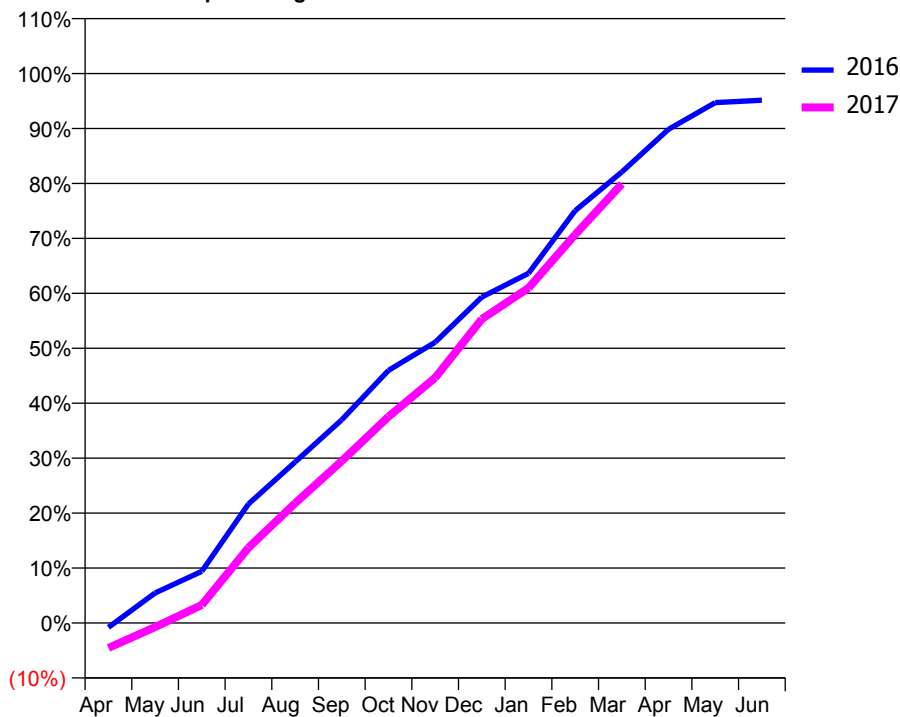
ACCESS*

Patients seen in 24 months	Total	Change since previous quarter
Quarter ending March 2016	3,448	
Quarter ending June 2016	3,413	↓
Quarter ending September 2016	3,416	→
Quarter ending December 2016	3,409	→
Quarter ending March 2017	3,419	→
Variance since March 2016	(0.8%)	→



ACTIVITY

Cumulative percentage of contracted UDA delivered 2016 & 2017



Month	Adjusted Scheduled Activity (UDA)	
	2016	2017
April	-73	-413
May	495	-70
June	851	298
July	1,962	1,240
August	2,653	1,976
September	3,352	2,672
October	4,165	3,403
November	4,629	4,044
December	5,374	5,012
January	5,766	5,524
February	6,799	6,405
March	7,436	7,238
April	8,140	
May	8,580	
June	8,620	

QUALITY

	Quantity	Base Number	Contract	LHB	Wales
% of FP17s for the same patient ID Re-attending within 3 months - Children	152	2,004	7.6%	8.0%	11.3%
% of FP17s for the same patient ID Re-attending within 3 months - Adults	301	3,297	9.1%	13.8%	16.7%
% of FP17s for the same patient ID Re-attending between 3 & 9 months - Children	1,286	2,004	64.2%	58.8%	58.0%
% of FP17s for the same patient ID Re-attending between 3 & 9 months - Adults	2,130	3,297	64.6%	53.2%	53.7%
% of FP17s for Band 1 Urgent Courses	56	4,542	1.2%	8.1%	9.0%
% of FP17s Relating to Free Repair or Replacements	1	4,542	0.0%	0.8%	0.7%
% of FP17s Relating to Continuations	81	4,542	1.8%	1.0%	0.9%
% of Patients satisfied with the dentistry they have received	11	11	100.0%	93.6%	93.9%
% of Patients satisfied with the time they had to wait for an appointment	11	11	100.0%	89.3%	88.4%

* This is based on patients treated on this contract for their most recent course of treatment. Figures in italics indicate the base number of FP17s or Patient Questionnaire responses are less than 100. N/A is shown where the base number of responses is less than 10 during the period. % is calculated as Quantity/Base number*100

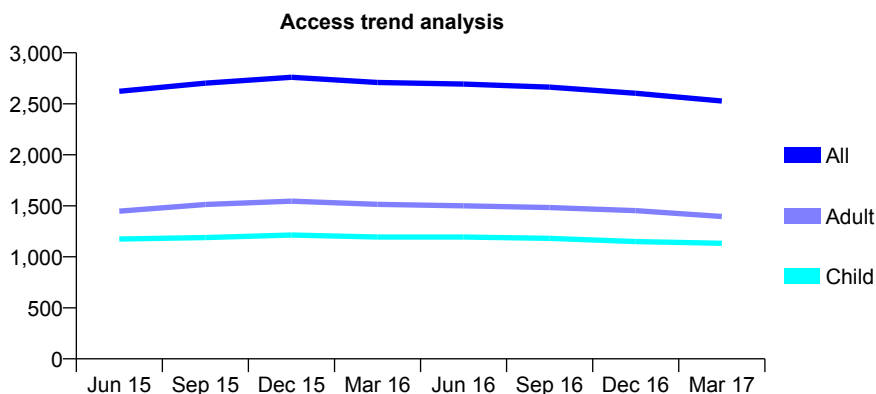
7A1 - Vital Signs At a Glance Contract Report for 173223/0001 - March 2017

Name or company name	The Kandy Lodge Dental Practice Partners
Contract type name	GDS Contract
Purpose of contract	General
Contract start date	01/12/2013
Contract end date	

16/17 Contracted general activity (UDA)	7,920
Carry forward general activity (UDA)	-274
16/17 Contracted orthodontic activity (UOA)	0
Carry forward orthodontic activity (UOA)	0
Baseline contract value	£149,182.41

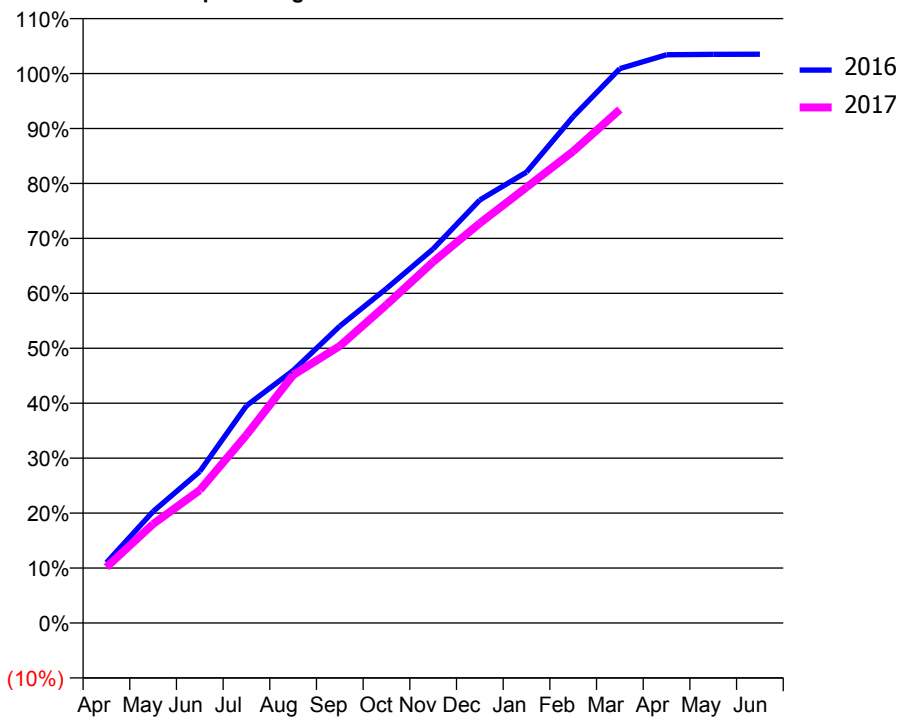
ACCESS*

Patients seen in 24 months	Total	Change since previous quarter
Quarter ending March 2016	2,709	
Quarter ending June 2016	2,694	→
Quarter ending September 2016	2,664	↓
Quarter ending December 2016	2,603	↓
Quarter ending March 2017	2,528	↓
Variance since March 2016	(6.7%)	↓



ACTIVITY

Cumulative percentage of contracted UDA delivered 2016 & 2017



Month	Adjusted Scheduled Activity (UDA)	
	2016	2017
April	858	804
May	1,588	1,426
June	2,157	1,916
July	3,093	2,710
August	3,592	3,573
September	4,225	3,993
October	4,759	4,587
November	5,325	5,205
December	6,021	5,763
January	6,418	6,280
February	7,206	6,800
March	7,890	7,400
April	8,087	
May	8,093	
June	8,094	

QUALITY

	Quantity	Base Number	Contract	LHB	Wales
% of FP17s for the same patient ID Re-attending within 3 months - Children	167	2,192	7.6%	8.0%	11.3%
% of FP17s for the same patient ID Re-attending within 3 months - Adults	260	1,763	14.7%	13.8%	16.7%
% of FP17s for the same patient ID Re-attending between 3 & 9 months - Children	1,578	2,192	72.0%	58.8%	58.0%
% of FP17s for the same patient ID Re-attending between 3 & 9 months - Adults	1,038	1,763	58.9%	53.2%	53.7%
% of FP17s for Band 1 Urgent Courses	357	3,852	9.3%	8.1%	9.0%
% of FP17s Relating to Free Repair or Replacements	1	3,852	0.0%	0.8%	0.7%
% of FP17s Relating to Continuations	35	3,852	0.9%	1.0%	0.9%
% of Patients satisfied with the dentistry they have received	0	1	N/A	93.6%	93.9%
% of Patients satisfied with the time they had to wait for an appointment	1	1	N/A	89.3%	88.4%

* This is based on patients treated on this contract for their most recent course of treatment. Figures in italics indicate the base number of FP17s or Patient Questionnaire responses are less than 100. N/A is shown where the base number of responses is less than 10 during the period. % is calculated as Quantity/Base number*100

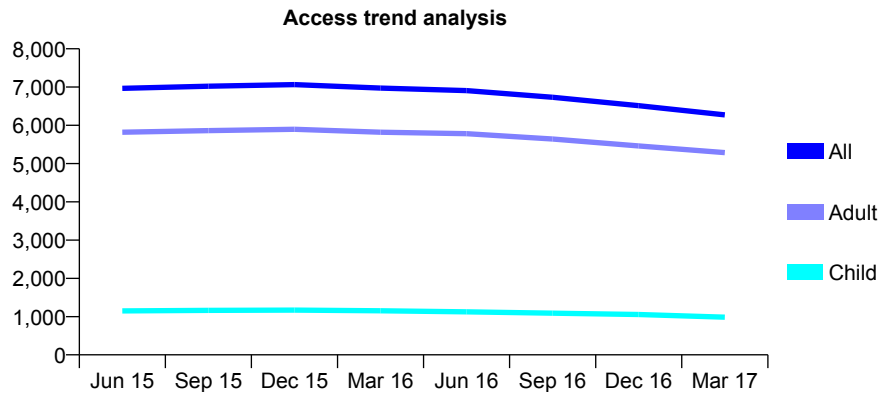
7A1 - Vital Signs At a Glance Contract Report for 175145/0001 - March 2017

Name or company name	Rhyl and Abergele Elwy Dental Partnership
Contract type name	GDS Contract
Purpose of contract	General
Contract start date	01/03/2011
Contract end date	

16/17 Contracted general activity (UDA)	17,800
Carry forward general activity (UDA)	22
16/17 Contracted orthodontic activity (UOA)	0
Carry forward orthodontic activity (UOA)	0
Baseline contract value	£473,302.00

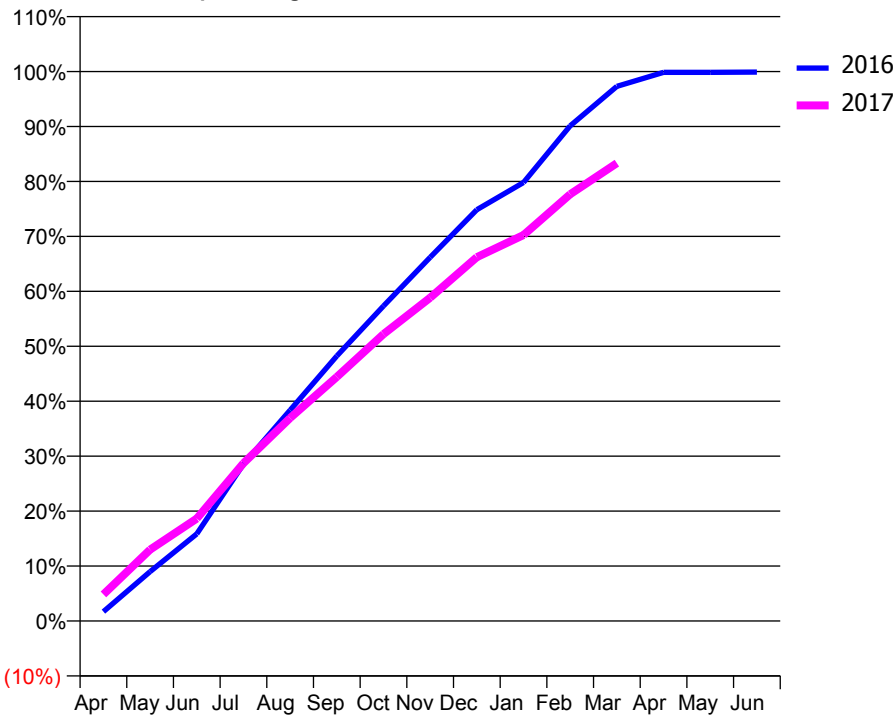
ACCESS*

Patients seen in 24 months	Total	Change since previous quarter
Quarter ending March 2016	6,973	
Quarter ending June 2016	6,907	→
Quarter ending September 2016	6,734	↓
Quarter ending December 2016	6,513	↓
Quarter ending March 2017	6,273	↓
Variance since March 2016	(10.0%)	↓



ACTIVITY

Cumulative percentage of contracted UDA delivered 2016 & 2017



Month	Adjusted Scheduled Activity (UDA)	
	2016	2017
April	322	864
May	1,698	2,315
June	2,991	3,320
July	5,385	5,112
August	7,238	6,577
September	9,099	7,907
October	10,817	9,294
November	12,486	10,474
December	14,120	11,787
January	15,056	12,504
February	16,999	13,826
March	18,356	14,831
April	18,837	
May	18,837	
June	18,843	

QUALITY

	Quantity	Base Number	Contract	LHB	Wales
% of FP17s for the same patient ID Re-attending within 3 months - Children	87	1,295	6.7%	8.0%	11.3%
% of FP17s for the same patient ID Re-attending within 3 months - Adults	921	6,742	13.7%	13.8%	16.7%
% of FP17s for the same patient ID Re-attending between 3 & 9 months - Children	885	1,295	68.3%	58.8%	58.0%
% of FP17s for the same patient ID Re-attending between 3 & 9 months - Adults	4,032	6,742	59.8%	53.2%	53.7%
% of FP17s for Band 1 Urgent Courses	605	7,789	7.8%	8.1%	9.0%
% of FP17s Relating to Free Repair or Replacements	49	7,789	0.6%	0.8%	0.7%
% of FP17s Relating to Continuations	97	7,789	1.2%	1.0%	0.9%
% of Patients satisfied with the dentistry they have received	39	39	100.0%	93.6%	93.9%
% of Patients satisfied with the time they had to wait for an appointment	30	39	76.9%	89.3%	88.4%

* This is based on patients treated on this contract for their most recent course of treatment. Figures in italics indicate the base number of FP17s or Patient Questionnaire responses are less than 100. N/A is shown where the base number of responses is less than 10 during the period. % is calculated as Quantity/Base number*100

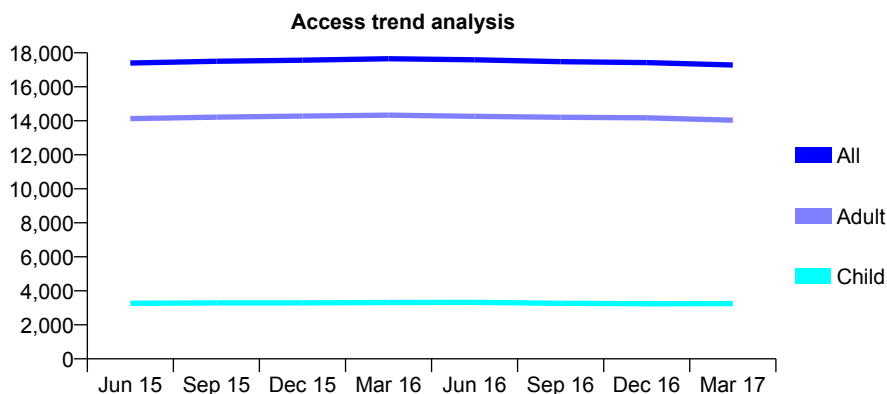
7A1 - Vital Signs At a Glance Contract Report for 175145/0002 - March 2017

Name or company name	Rhyl and Abergele Elwy Dental Partnership
Contract type name	GDS Contract
Purpose of contract	General and Orthodontic
Contract start date	01/03/2011
Contract end date	

16/17 Contracted general activity (UDA)	49,009
Carry forward general activity (UDA)	-6
16/17 Contracted orthodontic activity (UOA)	827
Carry forward orthodontic activity (UOA)	13
Baseline contract value	£1,386,243.21

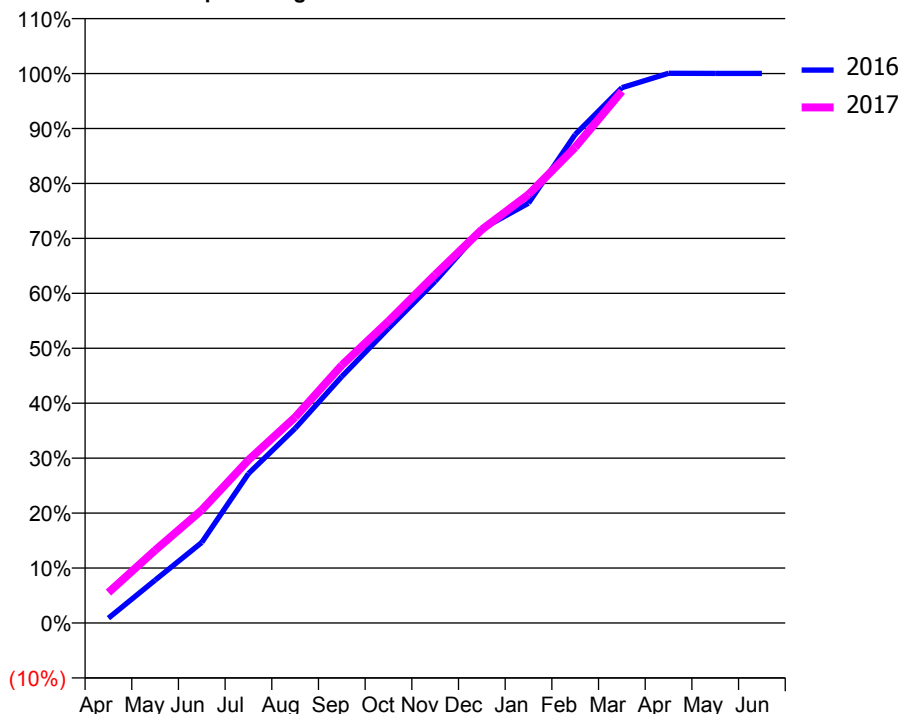
ACCESS*

Patients seen in 24 months	Total	Change since previous quarter
Quarter ending March 2016	17,651	
Quarter ending June 2016	17,587	→
Quarter ending September 2016	17,476	→
Quarter ending December 2016	17,420	→
Quarter ending March 2017	17,283	→
Variance since March 2016	(2.1%)	↓



ACTIVITY

Cumulative percentage of contracted UDA delivered 2016 & 2017



Month	Adjusted Scheduled Activity (UDA)	
	2016	2017
April	433	2,719
May	3,819	6,482
June	7,189	10,083
July	13,331	14,535
August	17,352	18,362
September	21,980	22,992
October	26,274	26,918
November	30,474	31,067
December	35,144	35,096
January	37,450	38,220
February	43,568	42,424
March	47,740	47,424
April	49,027	
May	49,015	
June	49,015	

QUALITY

	Quantity	Base Number	Contract	LHB	Wales
% of FP17s for the same patient ID Re-attending within 3 months - Children	297	4,478	6.6%	8.0%	11.3%
% of FP17s for the same patient ID Re-attending within 3 months - Adults	1,960	18,511	10.6%	13.8%	16.7%
% of FP17s for the same patient ID Re-attending between 3 & 9 months - Children	2,219	4,478	49.6%	58.8%	58.0%
% of FP17s for the same patient ID Re-attending between 3 & 9 months - Adults	7,493	18,511	40.5%	53.2%	53.7%
% of FP17s for Band 1 Urgent Courses	1,210	22,323	5.4%	8.1%	9.0%
% of FP17s Relating to Free Repair or Replacements	82	22,323	0.4%	0.8%	0.7%
% of FP17s Relating to Continuations	285	22,323	1.3%	1.0%	0.9%
% of Patients satisfied with the dentistry they have received	70	74	94.6%	93.6%	93.9%
% of Patients satisfied with the time they had to wait for an appointment	71	74	95.9%	89.3%	88.4%

* This is based on patients treated on this contract for their most recent course of treatment. Figures in italics indicate the base number of FP17s or Patient Questionnaire responses are less than 100. N/A is shown where the base number of responses is less than 10 during the period. % is calculated as Quantity/Base number*100

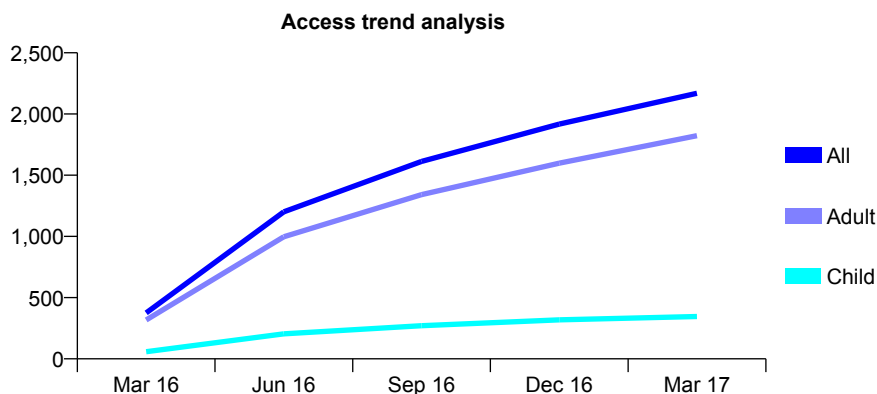
7A1 - Vital Signs At a Glance Contract Report for 175595/0001 - March 2017

Name or company name	MR QM JAFFRI
Contract type name	GDS Contract
Purpose of contract	General
Contract start date	28/12/2015
Contract end date	

16/17 Contracted general activity (UDA)	9,766
Carry forward general activity (UDA)	84
16/17 Contracted orthodontic activity (UOA)	0
Carry forward orthodontic activity (UOA)	0
Baseline contract value	£252,334.61

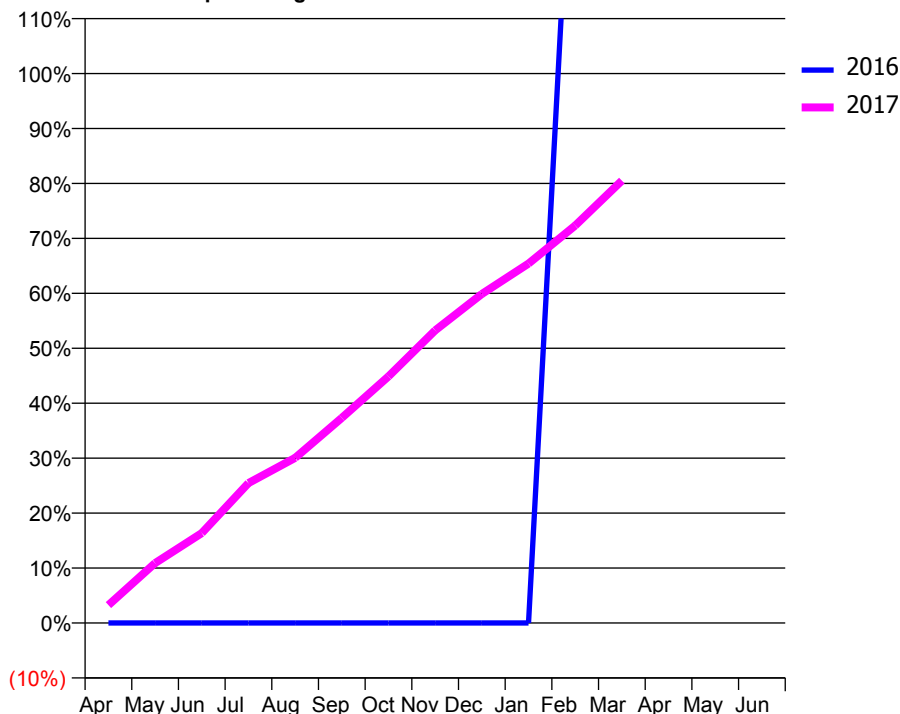
ACCESS*

Patients seen in 24 months	Total	Change since previous quarter
Quarter ending March 2016	375	
Quarter ending June 2016	1,201	↑
Quarter ending September 2016	1,613	↑
Quarter ending December 2016	1,918	↑
Quarter ending March 2017	2,169	↑
Variance since March 2016	478.4%	↑



ACTIVITY

Cumulative percentage of contracted UDA delivered 2016 & 2017



Adjusted Scheduled Activity (UDA)

Month	2016	2017
April	0	318
May	0	1,065
June	0	1,599
July	0	2,487
August	0	2,935
September	0	3,647
October	0	4,384
November	0	5,200
December	0	5,847
January	0	6,389
February	615	7,064
March	903	7,861
April	1,341	
May	1,366	
June	1,371	

QUALITY

	Quantity	Base Number	Contract	LHB	Wales
% of FP17s for the same patient ID Re-attending within 3 months - Children	8	499	1.6%	8.0%	11.3%
% of FP17s for the same patient ID Re-attending within 3 months - Adults	228	2,788	8.2%	13.8%	16.7%
% of FP17s for the same patient ID Re-attending between 3 & 9 months - Children	141	499	28.3%	58.8%	58.0%
% of FP17s for the same patient ID Re-attending between 3 & 9 months - Adults	880	2,788	31.6%	53.2%	53.7%
% of FP17s for Band 1 Urgent Courses	195	3,052	6.4%	8.1%	9.0%
% of FP17s Relating to Free Repair or Replacements	5	3,052	0.2%	0.8%	0.7%
% of FP17s Relating to Continuations	26	3,052	0.9%	1.0%	0.9%
% of Patients satisfied with the dentistry they have received	12	12	100.0%	93.6%	93.9%
% of Patients satisfied with the time they had to wait for an appointment	8	12	66.7%	89.3%	88.4%

* This is based on patients treated on this contract for their most recent course of treatment. Figures in italics indicate the base number of FP17s or Patient Questionnaire responses are less than 100. N/A is shown where the base number of responses is less than 10 during the period. % is calculated as Quantity/Base number*100

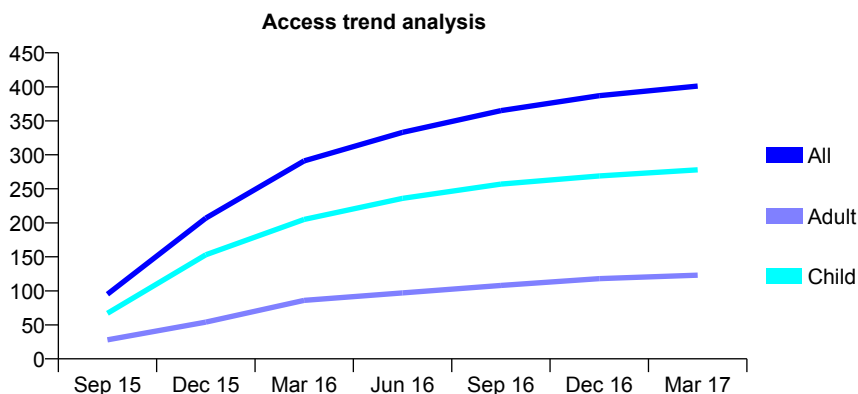
7A1 - Vital Signs At a Glance Contract Report for 175897/0001 - March 2017

Name or company name	C Aston
Contract type name	GDS Contract
Purpose of contract	General
Contract start date	25/07/2015
Contract end date	

16/17 Contracted general activity (UDA)	1,160
Carry forward general activity (UDA)	31
16/17 Contracted orthodontic activity (UOA)	0
Carry forward orthodontic activity (UOA)	0
Baseline contract value	£27,014.04

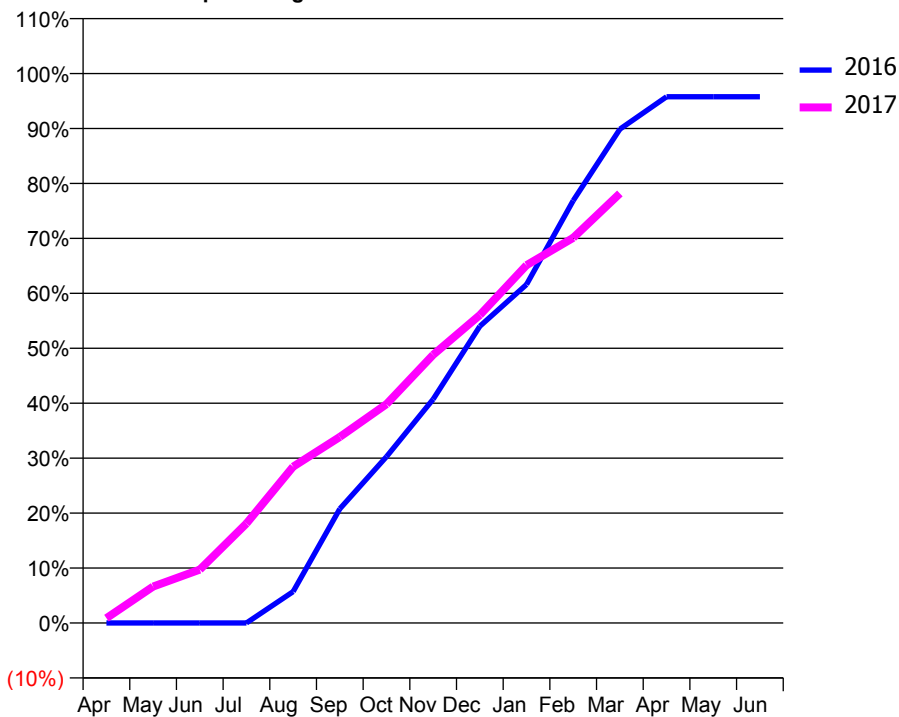
ACCESS*

Patients seen in 24 months	Total	Change since previous quarter
Quarter ending March 2016	291	
Quarter ending June 2016	333	↑
Quarter ending September 2016	365	↑
Quarter ending December 2016	387	↑
Quarter ending March 2017	401	↑
Variance since March 2016	37.8%	↑



ACTIVITY

Cumulative percentage of contracted UDA delivered 2016 & 2017



Month	Adjusted Scheduled Activity (UDA)	
	2016	2017
April	0	10
May	0	77
June	0	113
July	0	210
August	43	330
September	155	393
October	225	462
November	303	566
December	402	650
January	458	755
February	572	813
March	669	907
April	713	
May	713	
June	713	

QUALITY

	Quantity	Base Number	Contract	LHB	Wales
% of FP17s for the same patient ID Re-attending within 3 months - Children	43	437	9.8%	8.0%	11.3%
% of FP17s for the same patient ID Re-attending within 3 months - Adults	34	140	24.3%	13.8%	16.7%
% of FP17s for the same patient ID Re-attending between 3 & 9 months - Children	184	437	42.1%	58.8%	58.0%
% of FP17s for the same patient ID Re-attending between 3 & 9 months - Adults	54	140	38.6%	53.2%	53.7%
% of FP17s for Band 1 Urgent Courses	44	550	8.0%	8.1%	9.0%
% of FP17s Relating to Free Repair or Replacements	0	550	0.0%	0.8%	0.7%
% of FP17s Relating to Continuations	0	550	0.0%	1.0%	0.9%
% of Patients satisfied with the dentistry they have received	1	1	N/A	93.6%	93.9%
% of Patients satisfied with the time they had to wait for an appointment	1	1	N/A	89.3%	88.4%

* This is based on patients treated on this contract for their most recent course of treatment. Figures in italics indicate the base number of FP17s or Patient Questionnaire responses are less than 100. N/A is shown where the base number of responses is less than 10 during the period. % is calculated as Quantity/Base number*100

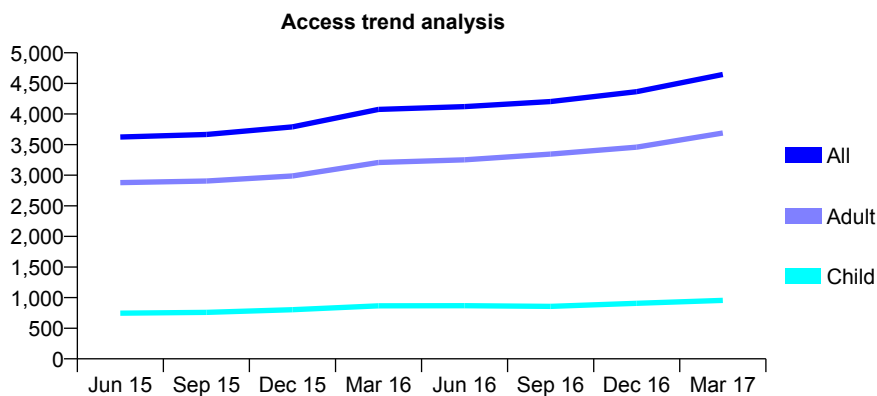
7A1 - Vital Signs At a Glance Contract Report for 182532/0001 - March 2017

Name or company name	R Jotangia
Contract type name	GDS Contract
Purpose of contract	General
Contract start date	18/04/2012
Contract end date	

16/17 Contracted general activity (UDA)	16,832
Carry forward general activity (UDA)	26
16/17 Contracted orthodontic activity (UOA)	0
Carry forward orthodontic activity (UOA)	0
Baseline contract value	£385,417.99

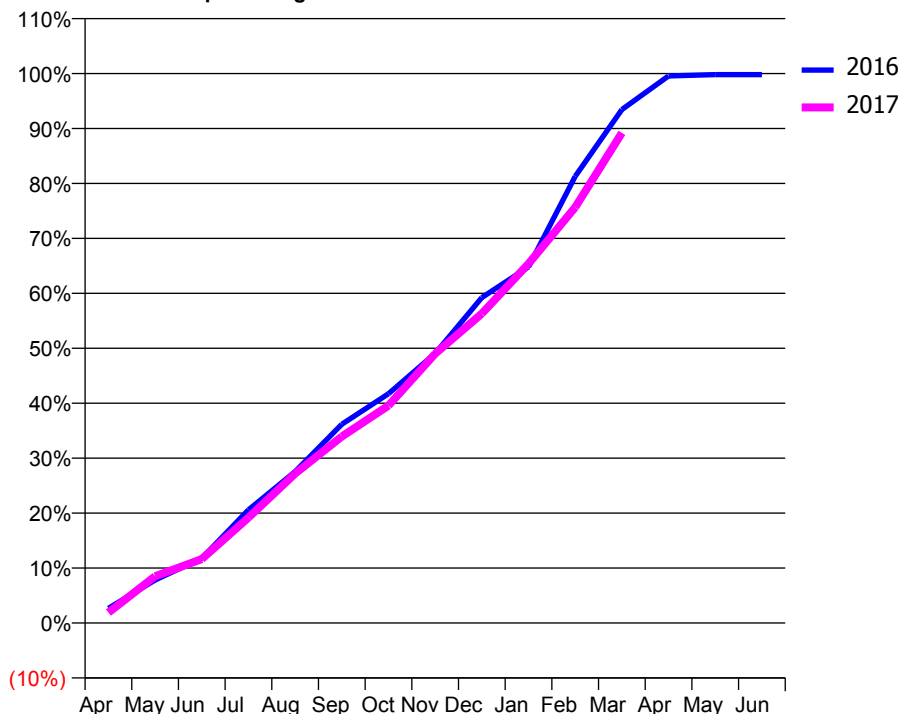
ACCESS*

Patients seen in 24 months	Total	Change since previous quarter
Quarter ending March 2016	4,075	
Quarter ending June 2016	4,120	→
Quarter ending September 2016	4,203	↑
Quarter ending December 2016	4,366	↑
Quarter ending March 2017	4,645	↑
Variance since March 2016	14.0%	↑



ACTIVITY

Cumulative percentage of contracted UDA delivered 2016 & 2017



Month	Adjusted Scheduled Activity (UDA)	
	2016	2017
April	344	320
May	1,005	1,433
June	1,511	1,959
July	2,641	3,227
August	3,536	4,577
September	4,643	5,712
October	5,355	6,662
November	6,295	8,248
December	7,601	9,478
January	8,318	11,005
February	10,432	12,735
March	11,990	15,012
April	12,777	
May	12,807	
June	12,807	

QUALITY

	Quantity	Base Number	Contract	LHB	Wales
% of FP17s for the same patient ID Re-attending within 3 months - Children	96	1,404	6.8%	8.0%	11.3%
% of FP17s for the same patient ID Re-attending within 3 months - Adults	720	4,985	14.4%	13.8%	16.7%
% of FP17s for the same patient ID Re-attending between 3 & 9 months - Children	799	1,404	56.9%	58.8%	58.0%
% of FP17s for the same patient ID Re-attending between 3 & 9 months - Adults	2,251	4,985	45.2%	53.2%	53.7%
% of FP17s for Band 1 Urgent Courses	294	6,112	4.8%	8.1%	9.0%
% of FP17s Relating to Free Repair or Replacements	70	6,112	1.1%	0.8%	0.7%
% of FP17s Relating to Continuations	141	6,112	2.3%	1.0%	0.9%
% of Patients satisfied with the dentistry they have received	13	15	86.7%	93.6%	93.9%
% of Patients satisfied with the time they had to wait for an appointment	12	15	80.0%	89.3%	88.4%

* This is based on patients treated on this contract for their most recent course of treatment. Figures in italics indicate the base number of FP17s or Patient Questionnaire responses are less than 100. N/A is shown where the base number of responses is less than 10 during the period. % is calculated as Quantity/Base number*100

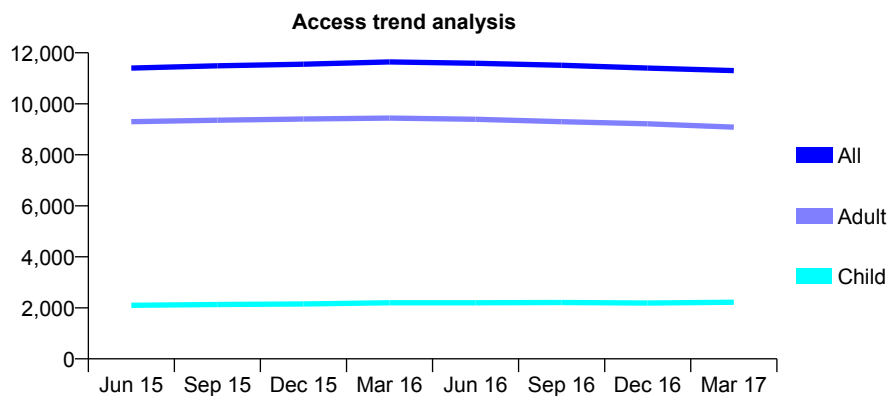
7A1 - Vital Signs At a Glance Contract Report for 186023/0001 - March 2017

Name or company name	RYAN & NAYLOR LIMITED
Contract type name	GDS Contract
Purpose of contract	General
Contract start date	01/05/2012
Contract end date	

16/17 Contracted general activity (UDA)	37,092
Carry forward general activity (UDA)	994
16/17 Contracted orthodontic activity (UOA)	0
Carry forward orthodontic activity (UOA)	0
Baseline contract value	£849,483.72

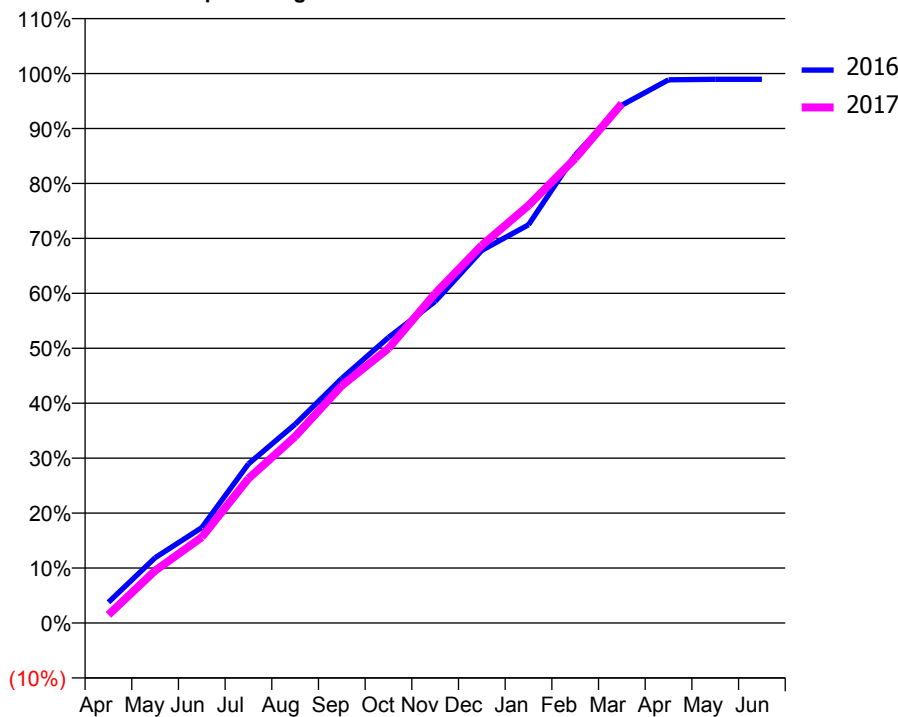
ACCESS*

Patients seen in 24 months	Total	Change since previous quarter
Quarter ending March 2016	11,643	
Quarter ending June 2016	11,592	→
Quarter ending September 2016	11,510	→
Quarter ending December 2016	11,402	→
Quarter ending March 2017	11,303	→
Variance since March 2016	(2.9%)	↓



ACTIVITY

Cumulative percentage of contracted UDA delivered 2016 & 2017



Month	Adjusted Scheduled Activity (UDA)	
	2016	2017
April	1,423	556
May	4,490	3,533
June	6,564	5,788
July	10,953	9,750
August	13,677	12,586
September	16,839	16,026
October	19,650	18,535
November	22,129	22,242
December	25,643	25,500
January	27,405	28,184
February	32,211	31,361
March	35,638	35,060
April	37,390	
May	37,426	
June	37,426	

QUALITY

	Quantity	Base Number	Contract	LHB	Wales
% of FP17s for the same patient ID Re-attending within 3 months - Children	230	3,507	6.6%	8.0%	11.3%
% of FP17s for the same patient ID Re-attending within 3 months - Adults	1,755	14,270	12.3%	13.8%	16.7%
% of FP17s for the same patient ID Re-attending between 3 & 9 months - Children	2,113	3,507	60.3%	58.8%	58.0%
% of FP17s for the same patient ID Re-attending between 3 & 9 months - Adults	9,115	14,270	63.9%	53.2%	53.7%
% of FP17s for Band 1 Urgent Courses	825	17,075	4.8%	8.1%	9.0%
% of FP17s Relating to Free Repair or Replacements	111	17,075	0.7%	0.8%	0.7%
% of FP17s Relating to Continuations	80	17,075	0.5%	1.0%	0.9%
% of Patients satisfied with the dentistry they have received	37	38	97.4%	93.6%	93.9%
% of Patients satisfied with the time they had to wait for an appointment	36	38	94.7%	89.3%	88.4%

* This is based on patients treated on this contract for their most recent course of treatment. Figures in italics indicate the base number of FP17s or Patient Questionnaire responses are less than 100. N/A is shown where the base number of responses is less than 10 during the period. % is calculated as Quantity/Base number*100

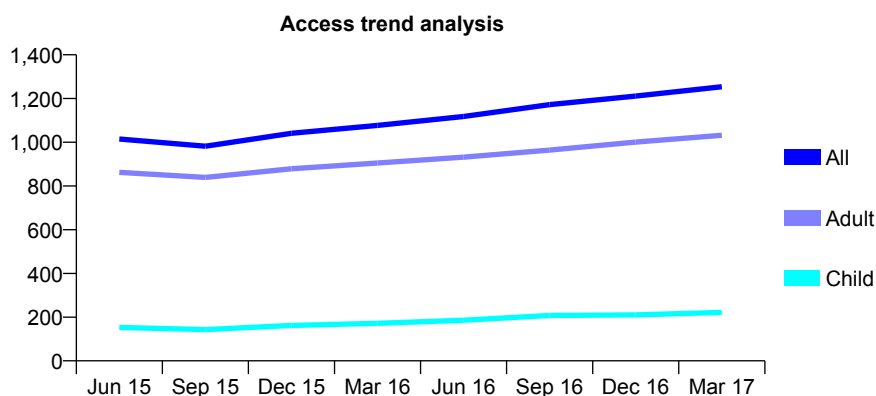
7A1 - Vital Signs At a Glance Contract Report for 187011/0002 - March 2017

Name or company name	Betsi Cadwaladr University Health Board
Contract type name	PDS Contract
Purpose of contract	General
Contract start date	01/04/2006
Contract end date	31/03/2018

16/17 Contracted general activity (UDA)	3,605
Carry forward general activity (UDA)	0
16/17 Contracted orthodontic activity (UOA)	0
Carry forward orthodontic activity (UOA)	0
Baseline contract value	£68,970.58

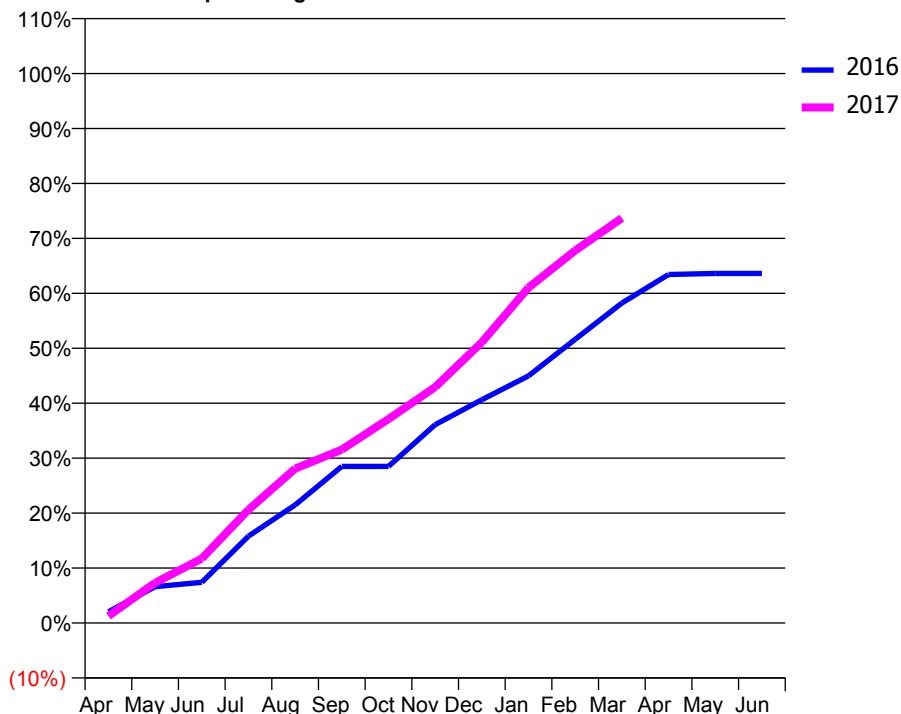
ACCESS*

Patients seen in 24 months	Total	Change since previous quarter
Quarter ending March 2016	1,077	
Quarter ending June 2016	1,118	↑
Quarter ending September 2016	1,172	↑
Quarter ending December 2016	1,211	↑
Quarter ending March 2017	1,254	↑
Variance since March 2016	16.4%	↑



ACTIVITY

Cumulative percentage of contracted UDA delivered 2016 & 2017



Month	Adjusted Scheduled Activity (UDA)	
	2016	2017
April	74	46
May	238	264
June	267	423
July	570	743
August	774	1,012
September	1,028	1,137
October	1,028	1,338
November	1,301	1,548
December	1,465	1,842
January	1,621	2,201
February	1,861	2,444
March	2,099	2,657
April	2,286	
May	2,293	
June	2,293	

QUALITY

	Quantity	Base Number	Contract	LHB	Wales
% of FP17s for the same patient ID Re-attending within 3 months - Children	3	207	1.4%	8.0%	11.3%
% of FP17s for the same patient ID Re-attending within 3 months - Adults	79	913	8.7%	13.8%	16.7%
% of FP17s for the same patient ID Re-attending between 3 & 9 months - Children	31	207	15.0%	58.8%	58.0%
% of FP17s for the same patient ID Re-attending between 3 & 9 months - Adults	232	913	25.4%	53.2%	53.7%
% of FP17s for Band 1 Urgent Courses	159	1,003	15.9%	8.1%	9.0%
% of FP17s Relating to Free Repair or Replacements	0	1,003	0.0%	0.8%	0.7%
% of FP17s Relating to Continuations	0	1,003	0.0%	1.0%	0.9%
% of Patients satisfied with the dentistry they have received	6	6	N/A	93.6%	93.9%
% of Patients satisfied with the time they had to wait for an appointment	6	6	N/A	89.3%	88.4%

* This is based on patients treated on this contract for their most recent course of treatment. Figures in italics indicate the base number of FP17s or Patient Questionnaire responses are less than 100. N/A is shown where the base number of responses is less than 10 during the period. % is calculated as Quantity/Base number*100

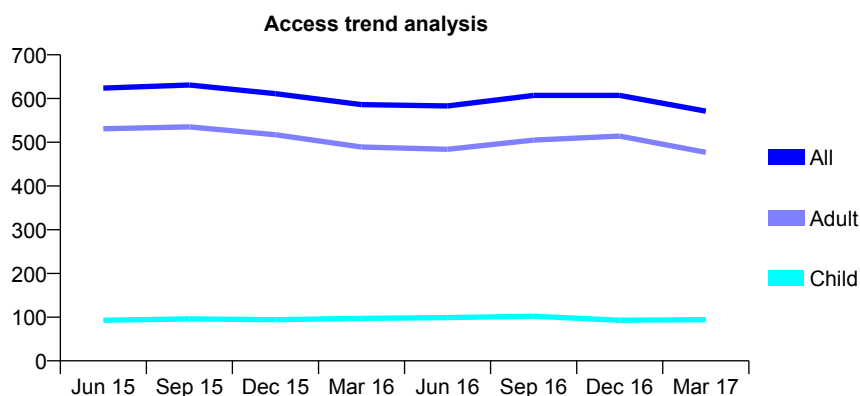
7A1 - Vital Signs At a Glance Contract Report for 187011/0004 - March 2017

Name or company name	Betsi Cadwaladr University Health Board
Contract type name	PDS Contract
Purpose of contract	General
Contract start date	01/04/2006
Contract end date	31/03/2018

16/17 Contracted general activity (UDA)	1,500
Carry forward general activity (UDA)	0
16/17 Contracted orthodontic activity (UOA)	0
Carry forward orthodontic activity (UOA)	0
Baseline contract value	£36,615.84

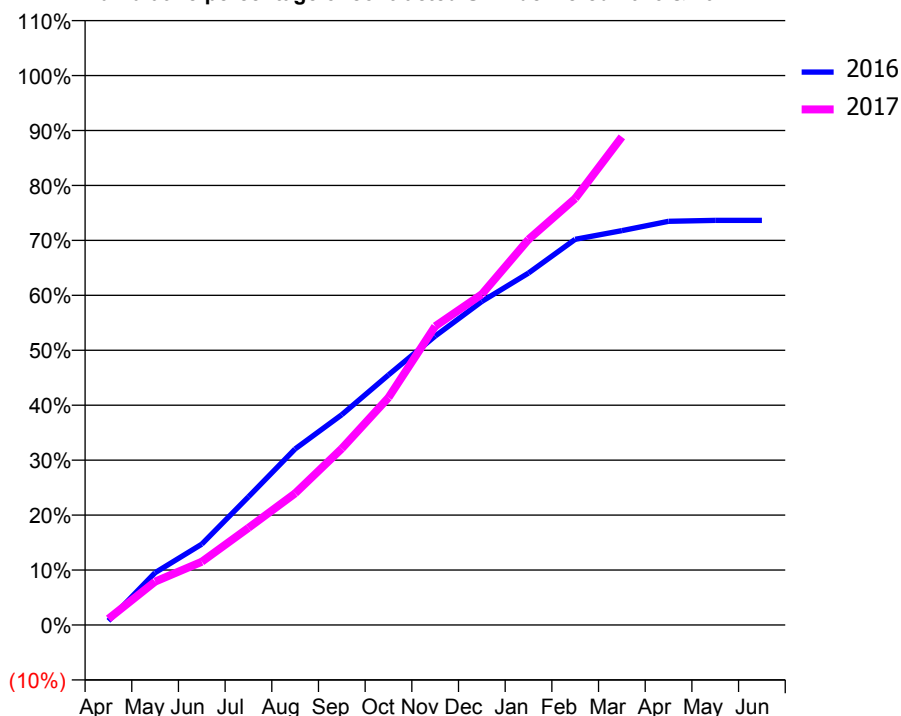
ACCESS*

Patients seen in 24 months	Total	Change since previous quarter
Quarter ending March 2016	586	
Quarter ending June 2016	583	→
Quarter ending September 2016	607	↑
Quarter ending December 2016	607	→
Quarter ending March 2017	571	↓
Variance since March 2016	(2.6%)	↓



ACTIVITY

Cumulative percentage of contracted UDA delivered 2016 & 2017



Month	Adjusted Scheduled Activity (UDA)	
	2016	2017
April	15	17
May	191	119
June	294	173
July	467	265
August	641	360
September	766	482
October	910	621
November	1,052	816
December	1,178	903
January	1,281	1,053
February	1,404	1,164
March	1,436	1,333
April	1,470	
May	1,473	
June	1,473	

QUALITY

	Quantity	Base Number	Contract	LHB	Wales
% of FP17s for the same patient ID Re-attending within 3 months - Children	0	80	0.0%	8.0%	11.3%
% of FP17s for the same patient ID Re-attending within 3 months - Adults	14	474	3.0%	13.8%	16.7%
% of FP17s for the same patient ID Re-attending between 3 & 9 months - Children	18	80	22.5%	58.8%	58.0%
% of FP17s for the same patient ID Re-attending between 3 & 9 months - Adults	192	474	40.5%	53.2%	53.7%
% of FP17s for Band 1 Urgent Courses	23	468	4.9%	8.1%	9.0%
% of FP17s Relating to Free Repair or Replacements	0	468	0.0%	0.8%	0.7%
% of FP17s Relating to Continuations	0	468	0.0%	1.0%	0.9%
% of Patients satisfied with the dentistry they have received	1	1	N/A	93.6%	93.9%
% of Patients satisfied with the time they had to wait for an appointment	1	1	N/A	89.3%	88.4%

* This is based on patients treated on this contract for their most recent course of treatment. Figures in italics indicate the base number of FP17s or Patient Questionnaire responses are less than 100. N/A is shown where the base number of responses is less than 10 during the period. % is calculated as Quantity/Base number*100

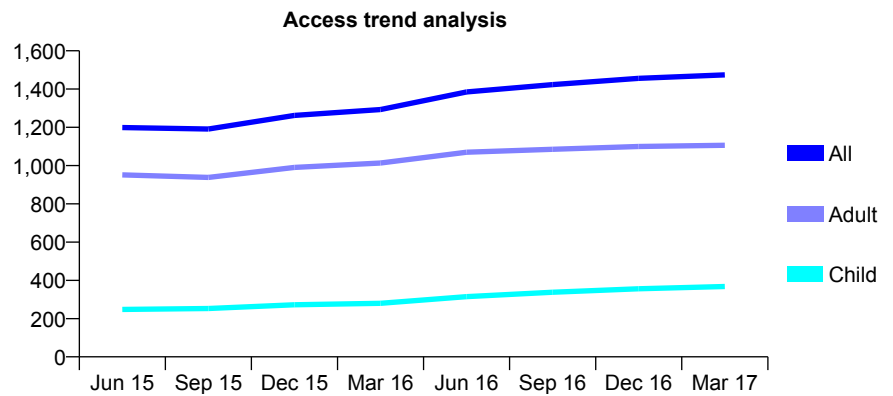
7A1 - Vital Signs At a Glance Contract Report for 187011/0005 - March 2017

Name or company name	Betsi Cadwaladr University Health Board
Contract type name	PDS Contract
Purpose of contract	General
Contract start date	02/04/2006
Contract end date	31/03/2018

16/17 Contracted general activity (UDA)	3,200
Carry forward general activity (UDA)	0
16/17 Contracted orthodontic activity (UOA)	0
Carry forward orthodontic activity (UOA)	0
Baseline contract value	£82,725.65

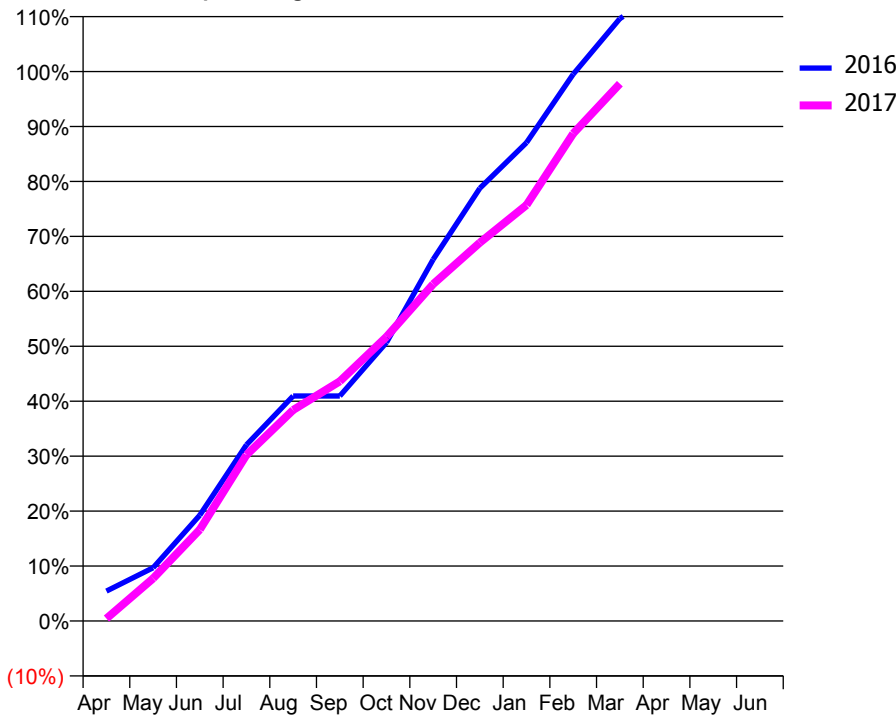
ACCESS*

Patients seen in 24 months	Total	Change since previous quarter
Quarter ending March 2016	1,293	
Quarter ending June 2016	1,385	↑
Quarter ending September 2016	1,423	↑
Quarter ending December 2016	1,456	↑
Quarter ending March 2017	1,474	→
Variance since March 2016	14.0%	↑



ACTIVITY

Cumulative percentage of contracted UDA delivered 2016 & 2017



Month	Adjusted Scheduled Activity (UDA)	
	2016	2017
April	147	14
May	262	248
June	520	533
July	866	967
August	1,106	1,229
September	1,106	1,396
October	1,369	1,655
November	1,777	1,962
December	2,127	2,204
January	2,351	2,422
February	2,687	2,839
March	2,960	3,129
April	3,107	
May	3,118	
June	3,119	

QUALITY

	Quantity	Base Number	Contract	LHB	Wales
% of FP17s for the same patient ID Re-attending within 3 months - Children	35	410	8.5%	8.0%	11.3%
% of FP17s for the same patient ID Re-attending within 3 months - Adults	87	1,086	8.0%	13.8%	16.7%
% of FP17s for the same patient ID Re-attending between 3 & 9 months - Children	118	410	28.8%	58.8%	58.0%
% of FP17s for the same patient ID Re-attending between 3 & 9 months - Adults	393	1,086	36.2%	53.2%	53.7%
% of FP17s for Band 1 Urgent Courses	106	1,402	7.6%	8.1%	9.0%
% of FP17s Relating to Free Repair or Replacements	8	1,402	0.6%	0.8%	0.7%
% of FP17s Relating to Continuations	4	1,402	0.3%	1.0%	0.9%
% of Patients satisfied with the dentistry they have received	5	7	N/A	93.6%	93.9%
% of Patients satisfied with the time they had to wait for an appointment	6	7	N/A	89.3%	88.4%

* This is based on patients treated on this contract for their most recent course of treatment. Figures in italics indicate the base number of FP17s or Patient Questionnaire responses are less than 100. N/A is shown where the base number of responses is less than 10 during the period. % is calculated as Quantity/Base number*100

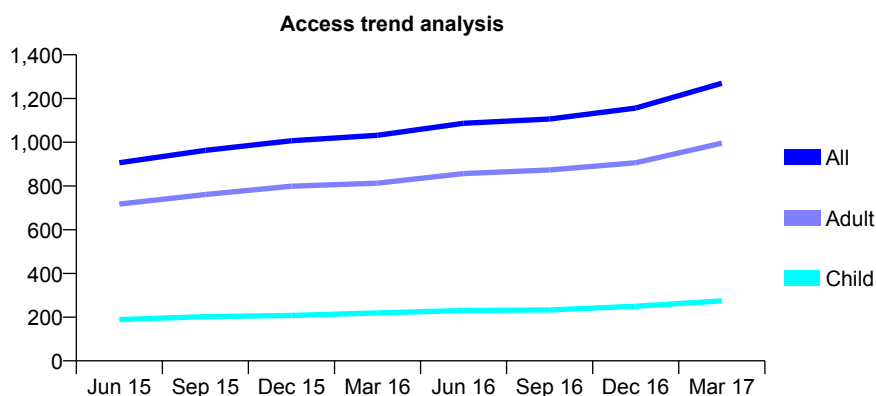
7A1 - Vital Signs At a Glance Contract Report for 188042/0001 - March 2017

Name or company name	T Ferguson
Contract type name	GDS Contract
Purpose of contract	General and Orthodontic
Contract start date	01/08/2014
Contract end date	

16/17 Contracted general activity (UDA)	5,811
Carry forward general activity (UDA)	-226
16/17 Contracted orthodontic activity (UOA)	0
Carry forward orthodontic activity (UOA)	0
Baseline contract value	£180,620.13

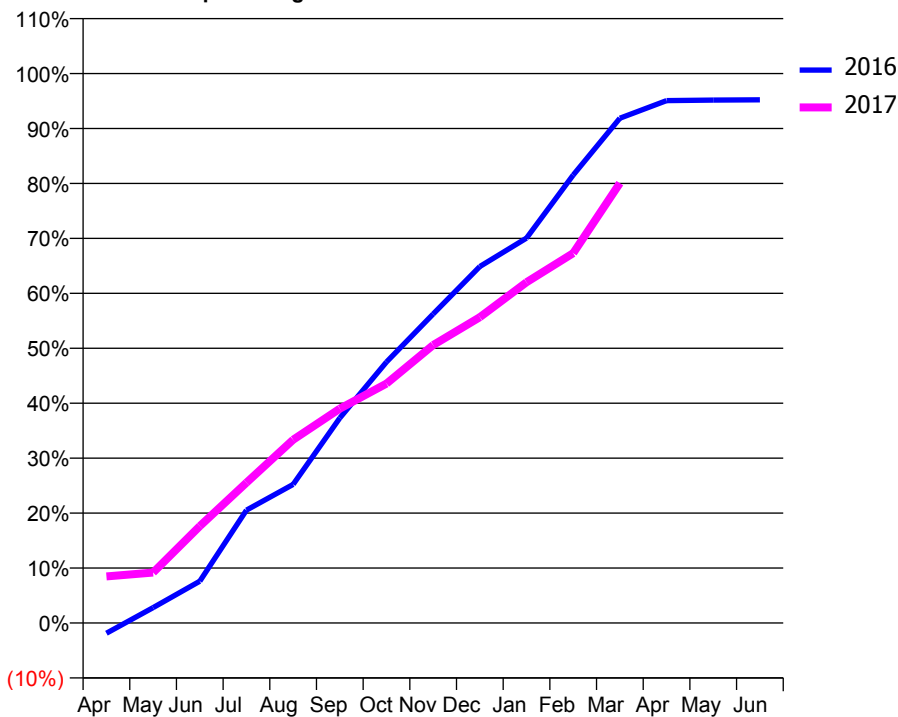
ACCESS*

Patients seen in 24 months	Total	Change since previous quarter
Quarter ending March 2016	1,032	
Quarter ending June 2016	1,087	↑
Quarter ending September 2016	1,106	→
Quarter ending December 2016	1,156	↑
Quarter ending March 2017	1,270	↑
Variance since March 2016	23.1%	↑



ACTIVITY

Cumulative percentage of contracted UDA delivered 2016 & 2017



Month	Adjusted Scheduled Activity (UDA)	
	2016	2017
April	-91	493
May	135	534
June	366	1,024
July	987	1,485
August	1,211	1,939
September	1,792	2,266
October	2,281	2,531
November	2,701	2,939
December	3,116	3,234
January	3,364	3,604
February	3,916	3,912
March	4,412	4,652
April	4,566	
May	4,571	
June	4,573	

QUALITY

	Quantity	Base Number	Contract	LHB	Wales
% of FP17s for the same patient ID Re-attending within 3 months - Children	50	448	11.2%	8.0%	11.3%
% of FP17s for the same patient ID Re-attending within 3 months - Adults	326	1,861	17.5%	13.8%	16.7%
% of FP17s for the same patient ID Re-attending between 3 & 9 months - Children	266	448	59.4%	58.8%	58.0%
% of FP17s for the same patient ID Re-attending between 3 & 9 months - Adults	1,148	1,861	61.7%	53.2%	53.7%
% of FP17s for Band 1 Urgent Courses	73	2,228	3.3%	8.1%	9.0%
% of FP17s Relating to Free Repair or Replacements	10	2,228	0.4%	0.8%	0.7%
% of FP17s Relating to Continuations	4	2,228	0.2%	1.0%	0.9%
% of Patients satisfied with the dentistry they have received	8	8	N/A	93.6%	93.9%
% of Patients satisfied with the time they had to wait for an appointment	6	8	N/A	89.3%	88.4%

* This is based on patients treated on this contract for their most recent course of treatment. Figures in italics indicate the base number of FP17s or Patient Questionnaire responses are less than 100. N/A is shown where the base number of responses is less than 10 during the period. % is calculated as Quantity/Base number*100

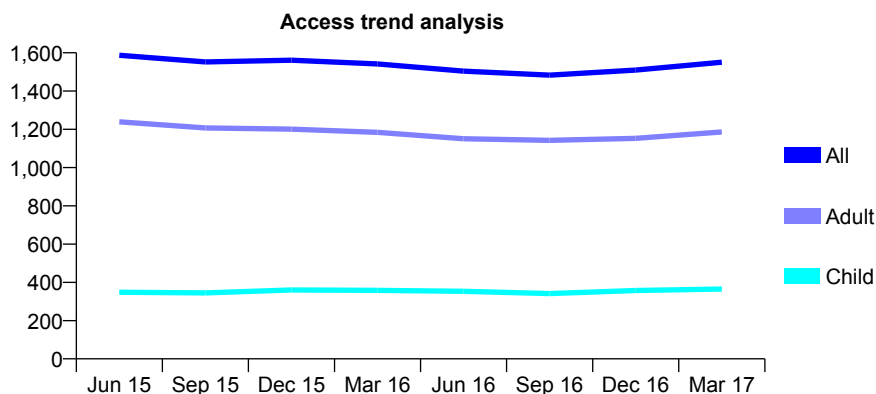
7A1 - Vital Signs At a Glance Contract Report for 192163/0001 - March 2017

Name or company name	Betsi Cadwaladr University Health Board
Contract type name	PDS Contract
Purpose of contract	General
Contract start date	29/03/2010
Contract end date	31/03/2018

16/17 Contracted general activity (UDA)	4,368
Carry forward general activity (UDA)	0
16/17 Contracted orthodontic activity (UOA)	0
Carry forward orthodontic activity (UOA)	0
Baseline contract value	£166,779.23

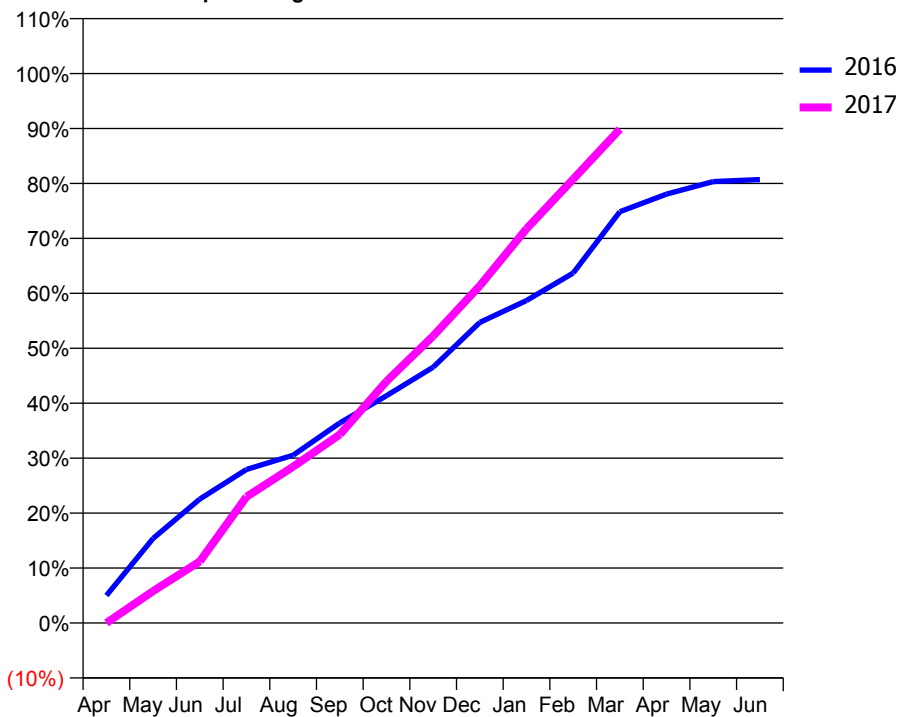
ACCESS*

Patients seen in 24 months	Total	Change since previous quarter
Quarter ending March 2016	1,542	
Quarter ending June 2016	1,504	↓
Quarter ending September 2016	1,483	↓
Quarter ending December 2016	1,510	→
Quarter ending March 2017	1,551	↑
Variance since March 2016	0.6%	→



ACTIVITY

Cumulative percentage of contracted UDA delivered 2016 & 2017



Month	Adjusted Scheduled Activity (UDA)	
	2016	2017
April	219	0
May	673	254
June	985	489
July	1,221	1,003
August	1,334	1,242
September	1,590	1,498
October	1,806	1,921
November	2,034	2,282
December	2,389	2,681
January	2,564	3,133
February	2,782	3,528
March	3,269	3,926
April	3,409	
May	3,509	
June	3,525	

QUALITY

	Quantity	Base Number	Contract	LHB	Wales
% of FP17s for the same patient ID Re-attending within 3 months - Children	32	422	7.6%	8.0%	11.3%
% of FP17s for the same patient ID Re-attending within 3 months - Adults	176	1,393	12.6%	13.8%	16.7%
% of FP17s for the same patient ID Re-attending between 3 & 9 months - Children	116	422	27.5%	58.8%	58.0%
% of FP17s for the same patient ID Re-attending between 3 & 9 months - Adults	558	1,393	40.1%	53.2%	53.7%
% of FP17s for Band 1 Urgent Courses	193	1,683	11.5%	8.1%	9.0%
% of FP17s Relating to Free Repair or Replacements	18	1,683	1.1%	0.8%	0.7%
% of FP17s Relating to Continuations	17	1,683	1.0%	1.0%	0.9%
% of Patients satisfied with the dentistry they have received	5	6	N/A	93.6%	93.9%
% of Patients satisfied with the time they had to wait for an appointment	5	6	N/A	89.3%	88.4%

* This is based on patients treated on this contract for their most recent course of treatment. Figures in italics indicate the base number of FP17s or Patient Questionnaire responses are less than 100. N/A is shown where the base number of responses is less than 10 during the period. % is calculated as Quantity/Base number*100

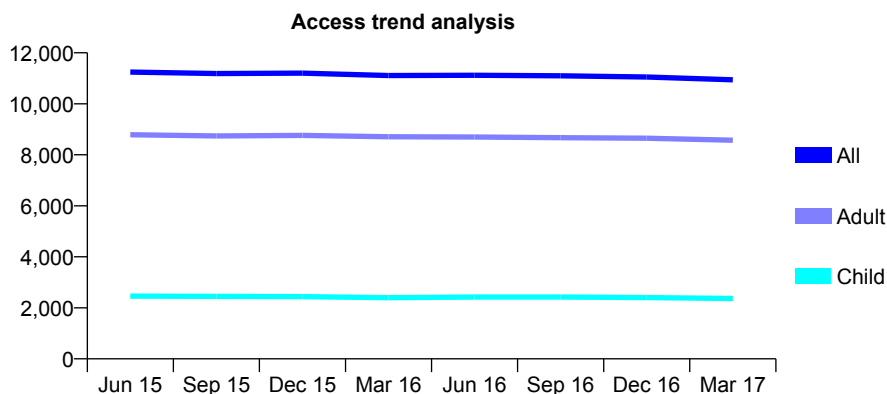
7A1 - Vital Signs At a Glance Contract Report for 193216/0001 - March 2017

Name or company name	Ruthin Dental
Contract type name	GDS Contract
Purpose of contract	General and Orthodontic
Contract start date	01/04/2013
Contract end date	

16/17 Contracted general activity (UDA)	32,000
Carry forward general activity (UDA)	0
16/17 Contracted orthodontic activity (UOA)	481
Carry forward orthodontic activity (UOA)	7
Baseline contract value	£834,890.18

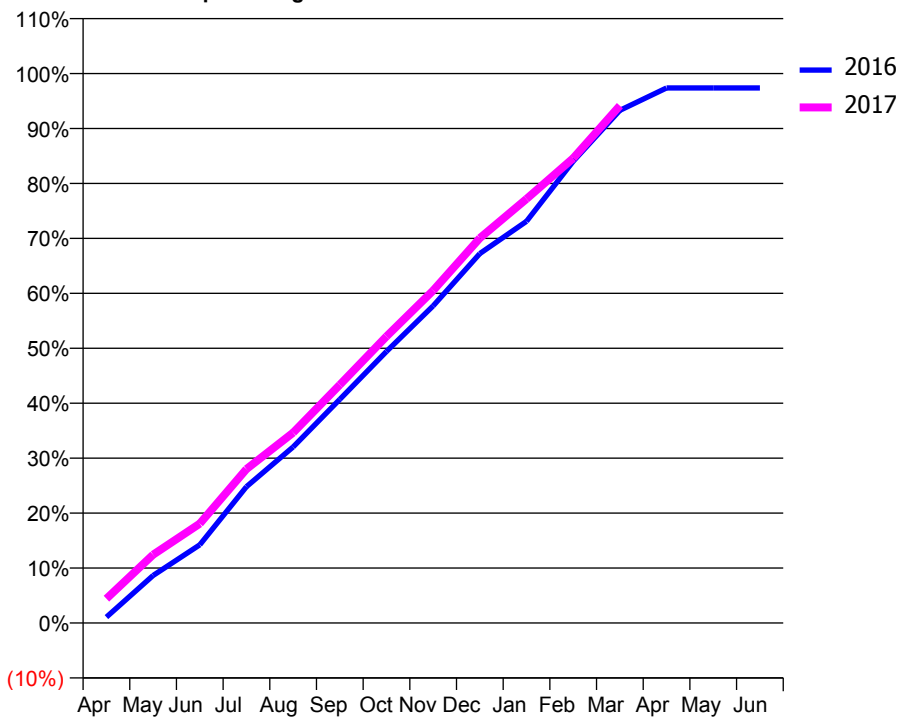
ACCESS*

Patients seen in 24 months	Total	Change since previous quarter
Quarter ending March 2016	11,106	
Quarter ending June 2016	11,118	→
Quarter ending September 2016	11,097	→
Quarter ending December 2016	11,053	→
Quarter ending March 2017	10,939	↓
Variance since March 2016	(1.5%)	↓



ACTIVITY

Cumulative percentage of contracted UDA delivered 2016 & 2017



QUALITY

	Quantity	Base Number	Contract	LHB	Wales
% of FP17s for the same patient ID Re-attending within 3 months - Children	221	3,953	5.6%	8.0%	11.3%
% of FP17s for the same patient ID Re-attending within 3 months - Adults	1,843	13,441	13.7%	13.8%	16.7%
% of FP17s for the same patient ID Re-attending between 3 & 9 months - Children	2,666	3,953	67.4%	58.8%	58.0%
% of FP17s for the same patient ID Re-attending between 3 & 9 months - Adults	7,544	13,441	56.1%	53.2%	53.7%
% of FP17s for Band 1 Urgent Courses	1,033	16,622	6.2%	8.1%	9.0%
% of FP17s Relating to Free Repair or Replacements	80	16,622	0.5%	0.8%	0.7%
% of FP17s Relating to Continuations	131	16,622	0.8%	1.0%	0.9%
% of Patients satisfied with the dentistry they have received	67	72	93.1%	93.6%	93.9%
% of Patients satisfied with the time they had to wait for an appointment	65	72	90.3%	89.3%	88.4%

* This is based on patients treated on this contract for their most recent course of treatment. Figures in italics indicate the base number of FP17s or Patient Questionnaire responses are less than 100. N/A is shown where the base number of responses is less than 10 during the period. % is calculated as Quantity/Base number*100

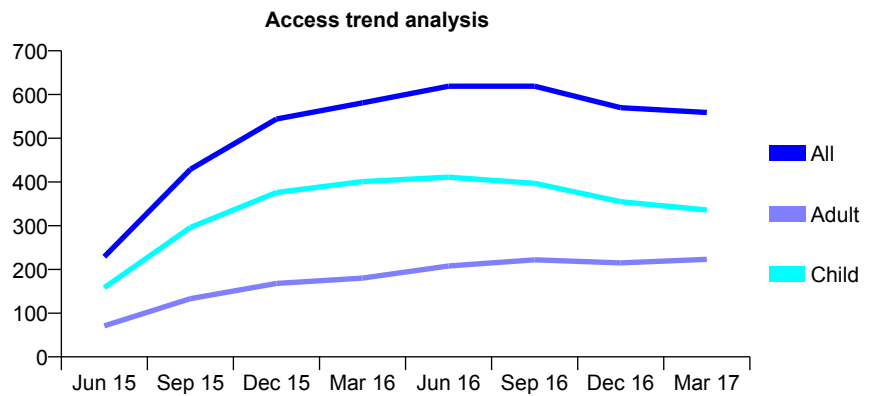
7A1 - Vital Signs At a Glance Contract Report for 196991/0001 - March 2017

Name or company name	Miss C Smith
Contract type name	GDS Contract
Purpose of contract	General
Contract start date	01/04/2015
Contract end date	

16/17 Contracted general activity (UDA)	1,320
Carry forward general activity (UDA)	3
16/17 Contracted orthodontic activity (UOA)	0
Carry forward orthodontic activity (UOA)	0
Baseline contract value	£34,856.95

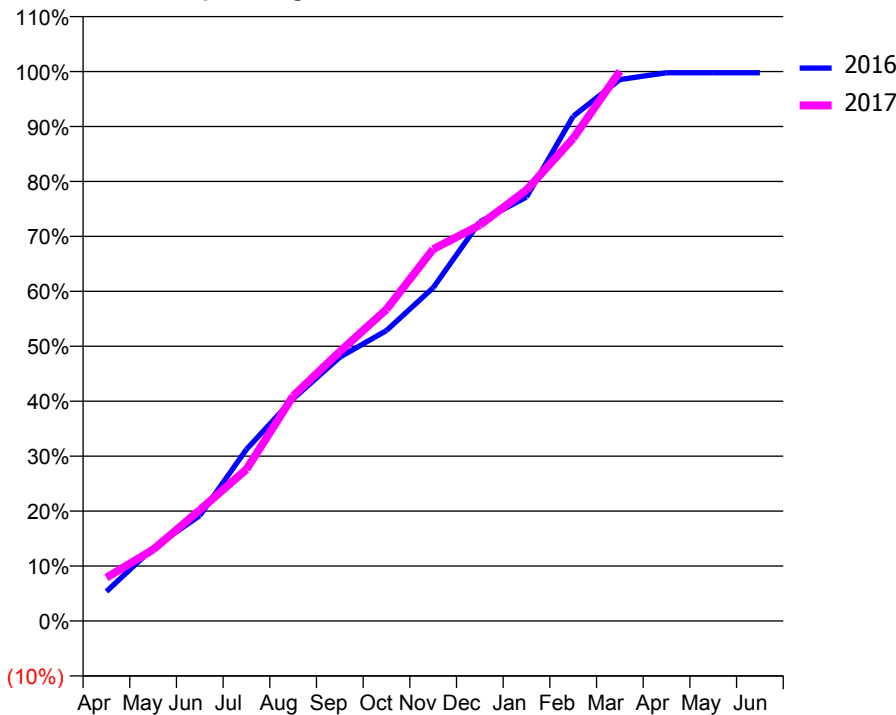
ACCESS*

Patients seen in 24 months	Total	Change since previous quarter
Quarter ending March 2016	581	
Quarter ending June 2016	619	↑
Quarter ending September 2016	619	→
Quarter ending December 2016	570	↓
Quarter ending March 2017	559	↓
Variance since March 2016	(3.8%)	↓



ACTIVITY

Cumulative percentage of contracted UDA delivered 2016 & 2017



Month	Adjusted Scheduled Activity (UDA)	
	2016	2017
April	78	104
May	192	171
June	277	267
July	451	364
August	584	540
September	693	647
October	763	749
November	875	893
December	1,048	951
January	1,113	1,035
February	1,326	1,159
March	1,422	1,321
April	1,440	
May	1,440	
June	1,440	

QUALITY

	Quantity	Base Number	Contract	LHB	Wales
% of FP17s for the same patient ID Re-attending within 3 months - Children	11	616	1.8%	8.0%	11.3%
% of FP17s for the same patient ID Re-attending within 3 months - Adults	24	256	9.4%	13.8%	16.7%
% of FP17s for the same patient ID Re-attending between 3 & 9 months - Children	441	616	71.6%	58.8%	58.0%
% of FP17s for the same patient ID Re-attending between 3 & 9 months - Adults	157	256	61.3%	53.2%	53.7%
% of FP17s for Band 1 Urgent Courses	33	857	3.9%	8.1%	9.0%
% of FP17s Relating to Free Repair or Replacements	0	857	0.0%	0.8%	0.7%
% of FP17s Relating to Continuations	0	857	0.0%	1.0%	0.9%
% of Patients satisfied with the dentistry they have received	3	3	N/A	93.6%	93.9%
% of Patients satisfied with the time they had to wait for an appointment	3	3	N/A	89.3%	88.4%

* This is based on patients treated on this contract for their most recent course of treatment. Figures in italics indicate the base number of FP17s or Patient Questionnaire responses are less than 100. N/A is shown where the base number of responses is less than 10 during the period. % is calculated as Quantity/Base number*100

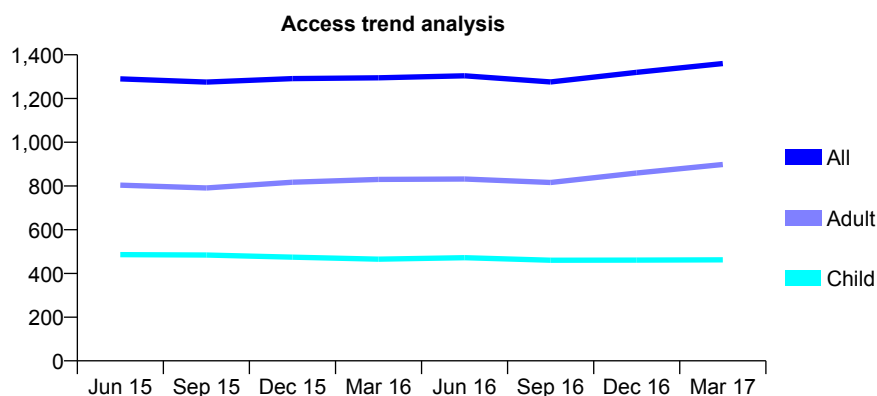
7A1 - Vital Signs At a Glance Contract Report for 197041/0001 - March 2017

Name or company name	Belmont House
Contract type name	GDS Contract
Purpose of contract	General
Contract start date	01/05/2008
Contract end date	

16/17 Contracted general activity (UDA)	3,846
Carry forward general activity (UDA)	152
16/17 Contracted orthodontic activity (UOA)	0
Carry forward orthodontic activity (UOA)	0
Baseline contract value	£114,230.91

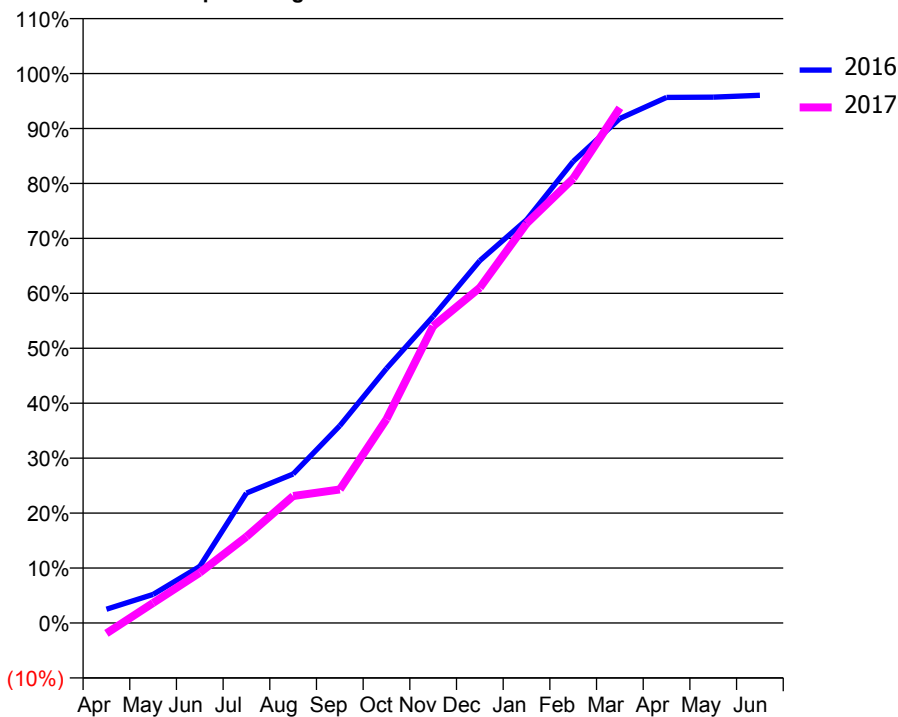
ACCESS*

Patients seen in 24 months	Total	Change since previous quarter
Quarter ending March 2016	1,295	
Quarter ending June 2016	1,304	→
Quarter ending September 2016	1,276	↓
Quarter ending December 2016	1,320	↑
Quarter ending March 2017	1,360	↑
Variance since March 2016	5.0%	↑



ACTIVITY

Cumulative percentage of contracted UDA delivered 2016 & 2017



Month	Adjusted Scheduled Activity (UDA)	
	2016	2017
April	97	-73
May	200	140
June	396	352
July	910	605
August	1,043	889
September	1,381	935
October	1,781	1,427
November	2,146	2,078
December	2,536	2,347
January	2,822	2,796
February	3,231	3,112
March	3,532	3,606
April	3,679	
May	3,681	
June	3,694	

QUALITY

	Quantity	Base Number	Contract	LHB	Wales
% of FP17s for the same patient ID Re-attending within 3 months - Children	44	846	5.2%	8.0%	11.3%
% of FP17s for the same patient ID Re-attending within 3 months - Adults	137	1,315	10.4%	13.8%	16.7%
% of FP17s for the same patient ID Re-attending between 3 & 9 months - Children	578	846	68.3%	58.8%	58.0%
% of FP17s for the same patient ID Re-attending between 3 & 9 months - Adults	844	1,315	64.2%	53.2%	53.7%
% of FP17s for Band 1 Urgent Courses	53	2,010	2.6%	8.1%	9.0%
% of FP17s Relating to Free Repair or Replacements	5	2,010	0.2%	0.8%	0.7%
% of FP17s Relating to Continuations	22	2,010	1.1%	1.0%	0.9%
% of Patients satisfied with the dentistry they have received	7	7	N/A	93.6%	93.9%
% of Patients satisfied with the time they had to wait for an appointment	6	7	N/A	89.3%	88.4%

* This is based on patients treated on this contract for their most recent course of treatment. Figures in italics indicate the base number of FP17s or Patient Questionnaire responses are less than 100. N/A is shown where the base number of responses is less than 10 during the period. % is calculated as Quantity/Base number*100

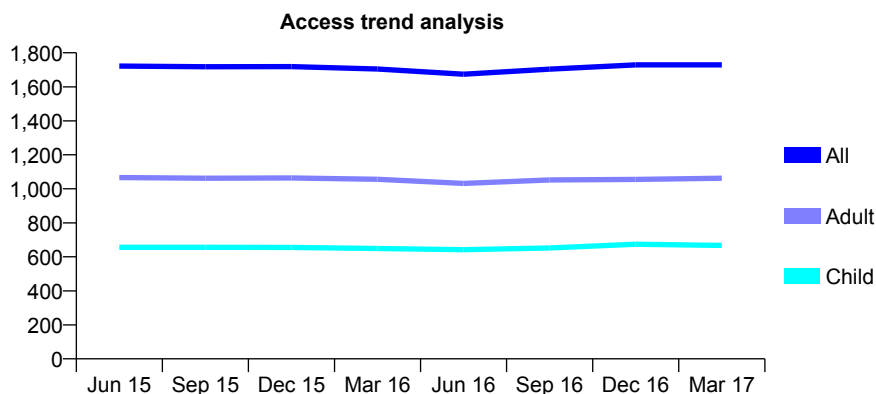
7A1 - Vital Signs At a Glance Contract Report for 199818/0001 - March 2017

Name or company name	Mr G Turner & Mr R Davies
Contract type name	GDS Contract
Purpose of contract	General
Contract start date	01/04/2009
Contract end date	

16/17 Contracted general activity (UDA)	4,600
Carry forward general activity (UDA)	29
16/17 Contracted orthodontic activity (UOA)	0
Carry forward orthodontic activity (UOA)	0
Baseline contract value	£109,319.40

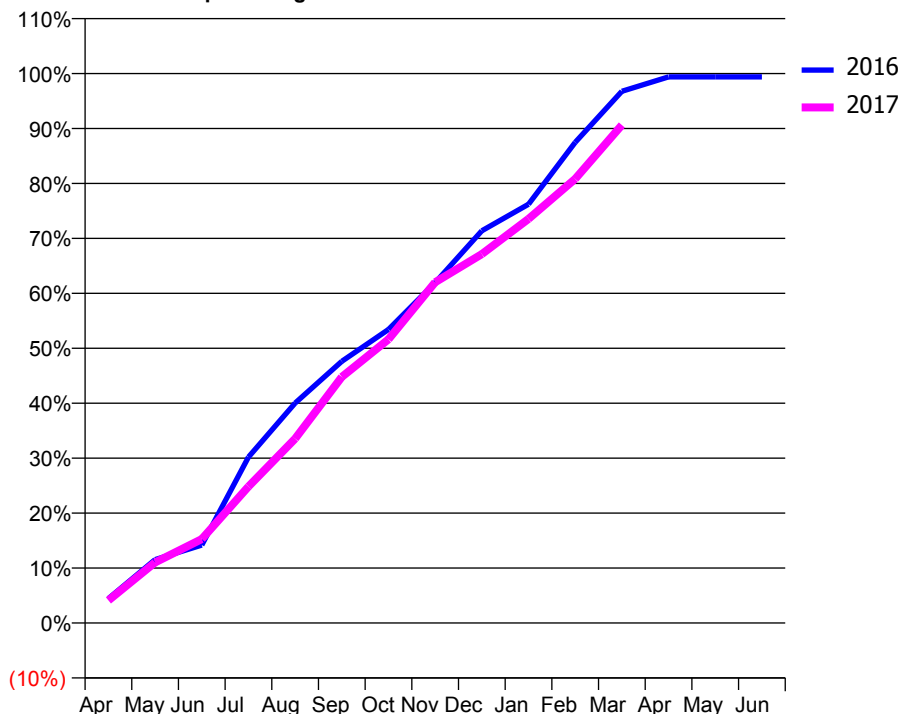
ACCESS*

Patients seen in 24 months	Total	Change since previous quarter
Quarter ending March 2016	1,705	
Quarter ending June 2016	1,674	↓
Quarter ending September 2016	1,704	→
Quarter ending December 2016	1,729	→
Quarter ending March 2017	1,729	→
Variance since March 2016	1.4%	→



ACTIVITY

Cumulative percentage of contracted UDA delivered 2016 & 2017



Month	Adjusted Scheduled Activity (UDA)	
	2016	2017
April	205	189
May	531	507
June	653	703
July	1,389	1,143
August	1,842	1,543
September	2,190	2,061
October	2,457	2,375
November	2,849	2,853
December	3,283	3,088
January	3,505	3,383
February	4,024	3,718
March	4,451	4,168
April	4,571	
May	4,571	
June	4,571	

QUALITY

	Quantity	Base Number	Contract	LHB	Wales
% of FP17s for the same patient ID Re-attending within 3 months - Children	36	1,142	3.2%	8.0%	11.3%
% of FP17s for the same patient ID Re-attending within 3 months - Adults	176	1,643	10.7%	13.8%	16.7%
% of FP17s for the same patient ID Re-attending between 3 & 9 months - Children	815	1,142	71.4%	58.8%	58.0%
% of FP17s for the same patient ID Re-attending between 3 & 9 months - Adults	1,103	1,643	67.1%	53.2%	53.7%
% of FP17s for Band 1 Urgent Courses	111	2,709	4.1%	8.1%	9.0%
% of FP17s Relating to Free Repair or Replacements	7	2,709	0.3%	0.8%	0.7%
% of FP17s Relating to Continuations	11	2,709	0.4%	1.0%	0.9%
% of Patients satisfied with the dentistry they have received	9	10	90.0%	93.6%	93.9%
% of Patients satisfied with the time they had to wait for an appointment	8	10	80.0%	89.3%	88.4%

* This is based on patients treated on this contract for their most recent course of treatment. Figures in italics indicate the base number of FP17s or Patient Questionnaire responses are less than 100. N/A is shown where the base number of responses is less than 10 during the period. % is calculated as Quantity/Base number*100

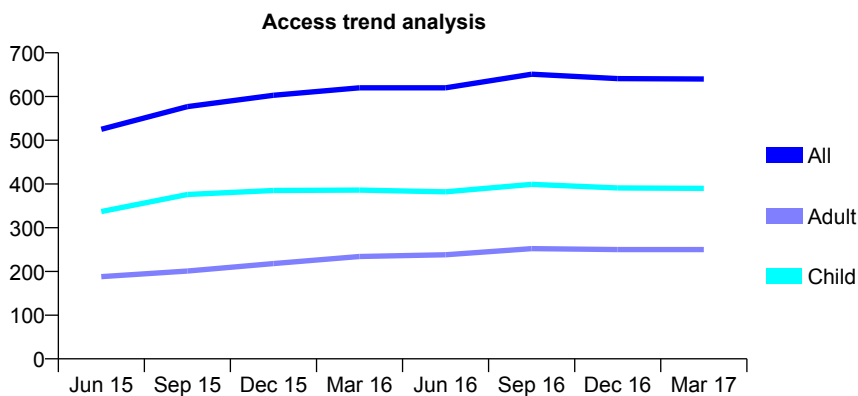
7A1 - Vital Signs At a Glance Contract Report for 206229/0003 - March 2017

Name or company name	MR N FRANCIS
Contract type name	GDS Contract
Purpose of contract	General
Contract start date	21/10/2014
Contract end date	

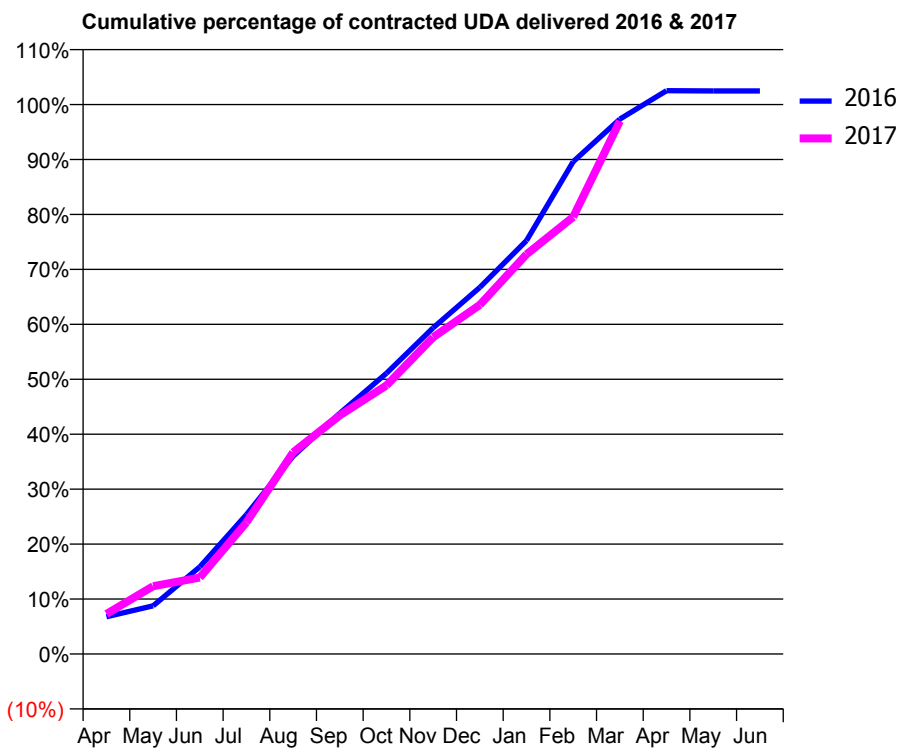
16/17 Contracted general activity (UDA)	1,714
Carry forward general activity (UDA)	-42
16/17 Contracted orthodontic activity (UOA)	0
Carry forward orthodontic activity (UOA)	0
Baseline contract value	£41,267.75

ACCESS*

Patients seen in 24 months	Total	Change since previous quarter
Quarter ending March 2016	620	
Quarter ending June 2016	620	→
Quarter ending September 2016	651	↑
Quarter ending December 2016	641	↓
Quarter ending March 2017	640	→
Variance since March 2016	3.2%	↑



ACTIVITY



Month	Adjusted Scheduled Activity (UDA)	
	2016	2017
April	116	125
May	150	212
June	272	239
July	435	411
August	617	629
September	751	744
October	876	838
November	1,017	988
December	1,144	1,089
January	1,290	1,247
February	1,536	1,363
March	1,669	1,662
April	1,757	
May	1,756	
June	1,756	

QUALITY

	Quantity	Base Number	Contract	LHB	Wales
% of FP17s for the same patient ID Re-attending within 3 months - Children	56	744	7.5%	8.0%	11.3%
% of FP17s for the same patient ID Re-attending within 3 months - Adults	24	323	7.4%	13.8%	16.7%
% of FP17s for the same patient ID Re-attending between 3 & 9 months - Children	561	744	75.4%	58.8%	58.0%
% of FP17s for the same patient ID Re-attending between 3 & 9 months - Adults	226	323	70.0%	53.2%	53.7%
% of FP17s for Band 1 Urgent Courses	31	1,003	3.1%	8.1%	9.0%
% of FP17s Relating to Free Repair or Replacements	0	1,003	0.0%	0.8%	0.7%
% of FP17s Relating to Continuations	0	1,003	0.0%	1.0%	0.9%
% of Patients satisfied with the dentistry they have received	1	1	N/A	93.6%	93.9%
% of Patients satisfied with the time they had to wait for an appointment	1	1	N/A	89.3%	88.4%

* This is based on patients treated on this contract for their most recent course of treatment. Figures in italics indicate the base number of FP17s or Patient Questionnaire responses are less than 100. N/A is shown where the base number of responses is less than 10 during the period. % is calculated as Quantity/Base number*100

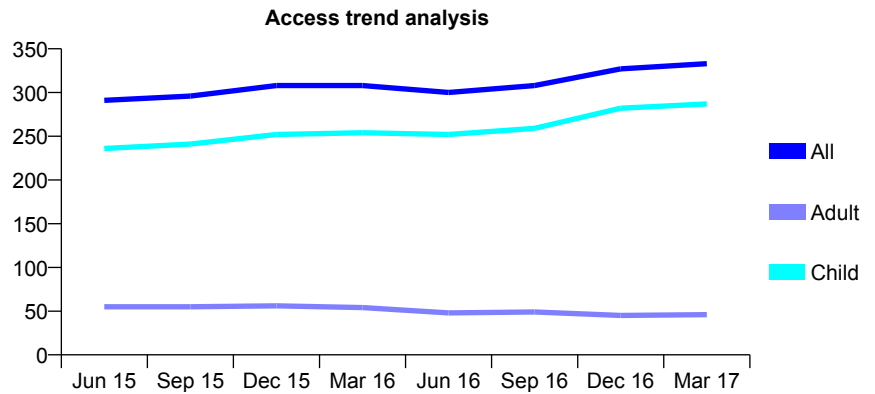
7A1 - Vital Signs At a Glance Contract Report for 219002/0001 - March 2017

Name or company name	MRS KJ PEARCE
Contract type name	GDS Contract
Purpose of contract	General and Orthodontic
Contract start date	01/04/2006
Contract end date	

16/17 Contracted general activity (UDA)	562
Carry forward general activity (UDA)	19
16/17 Contracted orthodontic activity (UOA)	0
Carry forward orthodontic activity (UOA)	0
Baseline contract value	£13,542.72

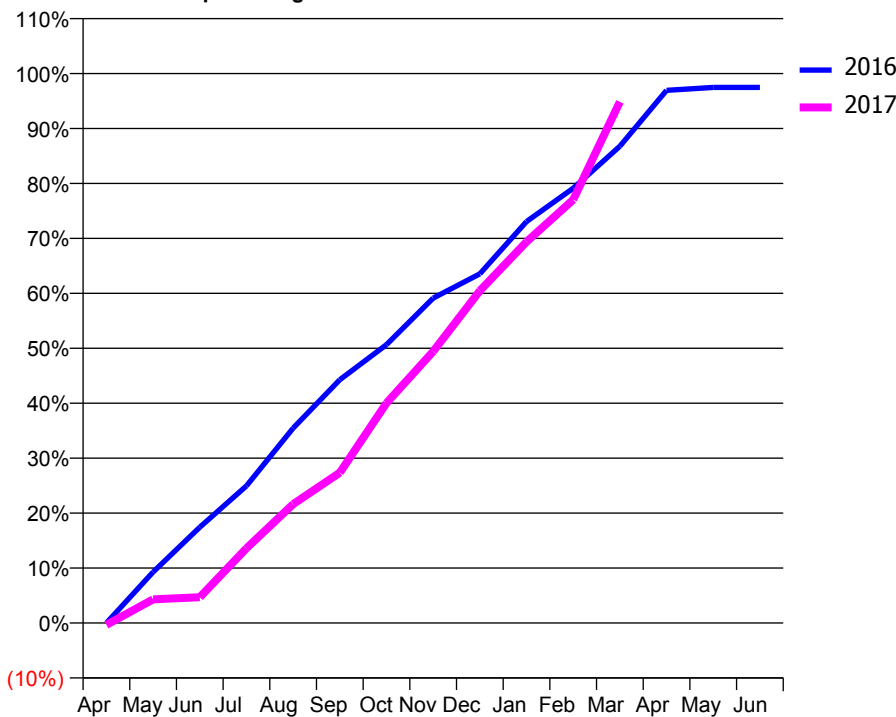
ACCESS*

Patients seen in 24 months	Total	Change since previous quarter
Quarter ending March 2016	308	
Quarter ending June 2016	300	↓
Quarter ending September 2016	308	↑
Quarter ending December 2016	327	↑
Quarter ending March 2017	333	→
Variance since March 2016	8.1%	↑



ACTIVITY

Cumulative percentage of contracted UDA delivered 2016 & 2017



Month	Adjusted Scheduled Activity (UDA)	
	2016	2017
April	0	-2
May	70	24
June	131	26
July	187	76
August	266	122
September	332	154
October	380	225
November	443	278
December	477	340
January	548	390
February	593	433
March	651	533
April	727	
May	731	
June	731	

QUALITY

	Quantity	Base Number	Contract	LHB	Wales
% of FP17s for the same patient ID Re-attending within 3 months - Children	27	408	6.6%	8.0%	11.3%
% of FP17s for the same patient ID Re-attending within 3 months - Adults	2	27	7.4%	13.8%	16.7%
% of FP17s for the same patient ID Re-attending between 3 & 9 months - Children	225	408	55.1%	58.8%	58.0%
% of FP17s for the same patient ID Re-attending between 3 & 9 months - Adults	11	27	40.7%	53.2%	53.7%
% of FP17s for Band 1 Urgent Courses	10	375	2.7%	8.1%	9.0%
% of FP17s Relating to Free Repair or Replacements	0	375	0.0%	0.8%	0.7%
% of FP17s Relating to Continuations	0	375	0.0%	1.0%	0.9%
% of Patients satisfied with the dentistry they have received	0	0	N/A	93.6%	93.9%
% of Patients satisfied with the time they had to wait for an appointment	0	0	N/A	89.3%	88.4%

* This is based on patients treated on this contract for their most recent course of treatment. Figures in italics indicate the base number of FP17s or Patient Questionnaire responses are less than 100. N/A is shown where the base number of responses is less than 10 during the period. % is calculated as Quantity/Base number*100

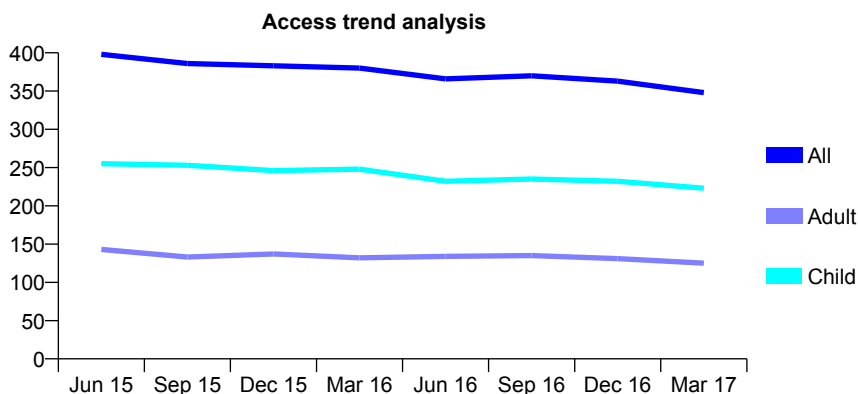
7A1 - Vital Signs At a Glance Contract Report for 221090/0001 - March 2017

Name or company name	MR CR ANDRADE
Contract type name	GDS Contract
Purpose of contract	General
Contract start date	01/04/2006
Contract end date	

16/17 Contracted general activity (UDA)	833
Carry forward general activity (UDA)	0
16/17 Contracted orthodontic activity (UOA)	0
Carry forward orthodontic activity (UOA)	0
Baseline contract value	£18,593.45

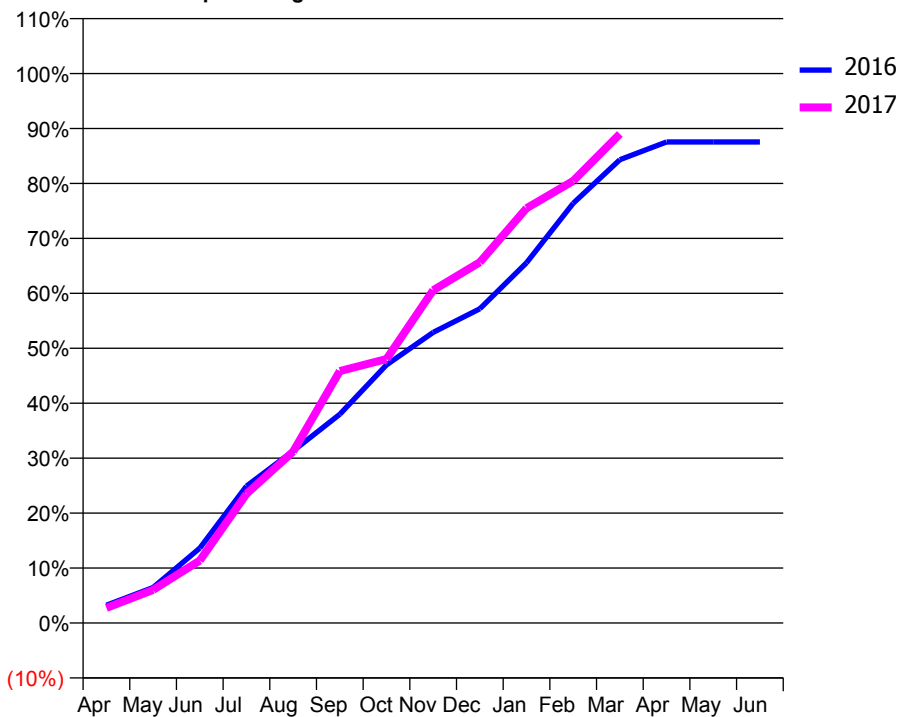
ACCESS*

Patients seen in 24 months	Total	Change since previous quarter
Quarter ending March 2016	380	
Quarter ending June 2016	366	↓
Quarter ending September 2016	370	→
Quarter ending December 2016	363	↓
Quarter ending March 2017	348	↓
Variance since March 2016	(8.4%)	↓



ACTIVITY

Cumulative percentage of contracted UDA delivered 2016 & 2017



Month	Adjusted Scheduled Activity (UDA)	
	2016	2017
April	33	23
May	66	50
June	139	95
July	254	196
August	319	260
September	388	382
October	479	400
November	539	504
December	583	547
January	669	629
February	779	670
March	860	741
April	893	
May	893	
June	893	

QUALITY

	Quantity	Base Number	Contract	LHB	Wales
% of FP17s for the same patient ID Re-attending within 3 months - Children	21	324	6.5%	8.0%	11.3%
% of FP17s for the same patient ID Re-attending within 3 months - Adults	8	124	6.5%	13.8%	16.7%
% of FP17s for the same patient ID Re-attending between 3 & 9 months - Children	200	324	61.7%	58.8%	58.0%
% of FP17s for the same patient ID Re-attending between 3 & 9 months - Adults	53	124	42.7%	53.2%	53.7%
% of FP17s for Band 1 Urgent Courses	17	431	3.9%	8.1%	9.0%
% of FP17s Relating to Free Repair or Replacements	0	431	0.0%	0.8%	0.7%
% of FP17s Relating to Continuations	7	431	1.6%	1.0%	0.9%
% of Patients satisfied with the dentistry they have received	3	3	N/A	93.6%	93.9%
% of Patients satisfied with the time they had to wait for an appointment	3	3	N/A	89.3%	88.4%

* This is based on patients treated on this contract for their most recent course of treatment. Figures in italics indicate the base number of FP17s or Patient Questionnaire responses are less than 100. N/A is shown where the base number of responses is less than 10 during the period. % is calculated as Quantity/Base number*100

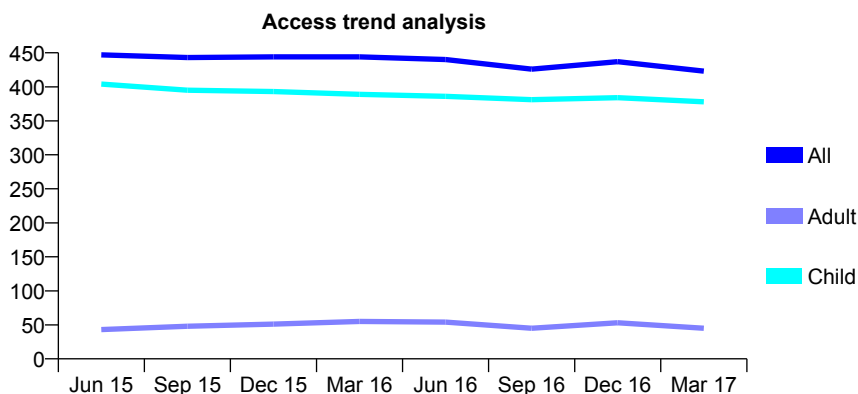
7A1 - Vital Signs At a Glance Contract Report for 231495/0001 - March 2017

Name or company name	MISS EV GRIFFITH
Contract type name	GDS Contract
Purpose of contract	General
Contract start date	01/04/2006
Contract end date	

16/17 Contracted general activity (UDA)	875
Carry forward general activity (UDA)	0
16/17 Contracted orthodontic activity (UOA)	0
Carry forward orthodontic activity (UOA)	0
Baseline contract value	£20,902.36

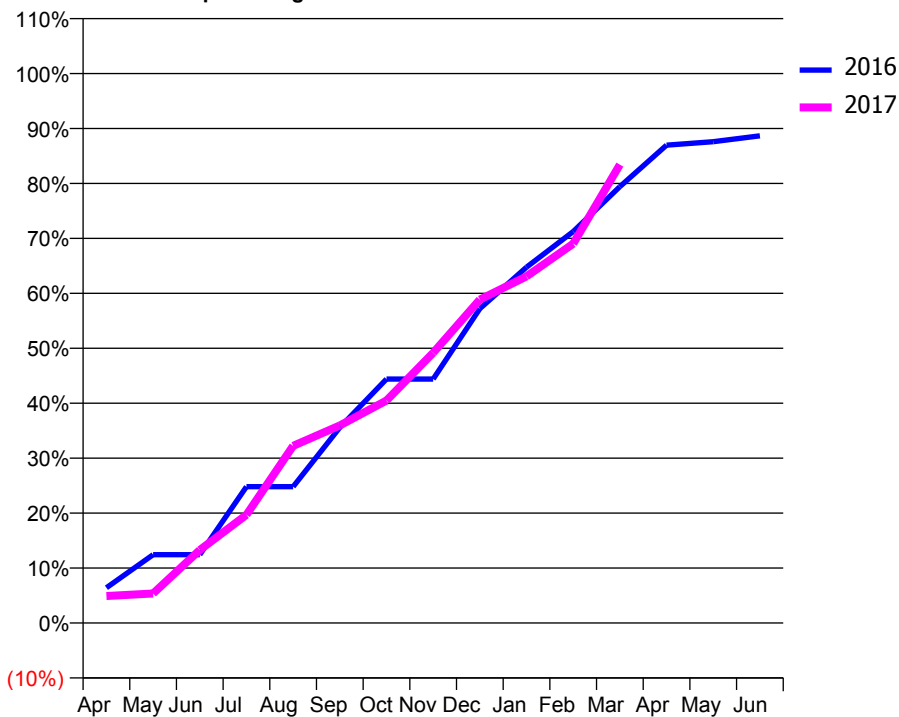
ACCESS*

Patients seen in 24 months	Total	Change since previous quarter
Quarter ending March 2016	444	
Quarter ending June 2016	440	→
Quarter ending September 2016	426	↓
Quarter ending December 2016	437	↑
Quarter ending March 2017	423	↓
Variance since March 2016	(4.7%)	↓



ACTIVITY

Cumulative percentage of contracted UDA delivered 2016 & 2017



Month	Adjusted Scheduled Activity (UDA)	
	2016	2017
April	72	43
May	139	47
June	139	116
July	278	172
August	278	282
September	399	315
October	497	354
November	497	430
December	641	515
January	725	552
February	798	604
March	889	730
April	974	
May	981	
June	993	

QUALITY

	Quantity	Base Number	Contract	LHB	Wales
% of FP17s for the same patient ID Re-attending within 3 months - Children	52	636	8.2%	8.0%	11.3%
% of FP17s for the same patient ID Re-attending within 3 months - Adults	0	0	N/A	13.8%	16.7%
% of FP17s for the same patient ID Re-attending between 3 & 9 months - Children	391	636	61.5%	58.8%	58.0%
% of FP17s for the same patient ID Re-attending between 3 & 9 months - Adults	0	0	N/A	53.2%	53.7%
% of FP17s for Band 1 Urgent Courses	30	552	5.4%	8.1%	9.0%
% of FP17s Relating to Free Repair or Replacements	0	552	0.0%	0.8%	0.7%
% of FP17s Relating to Continuations	0	552	0.0%	1.0%	0.9%
% of Patients satisfied with the dentistry they have received	1	1	N/A	93.6%	93.9%
% of Patients satisfied with the time they had to wait for an appointment	1	1	N/A	89.3%	88.4%

* This is based on patients treated on this contract for their most recent course of treatment. Figures in italics indicate the base number of FP17s or Patient Questionnaire responses are less than 100. N/A is shown where the base number of responses is less than 10 during the period. % is calculated as Quantity/Base number*100

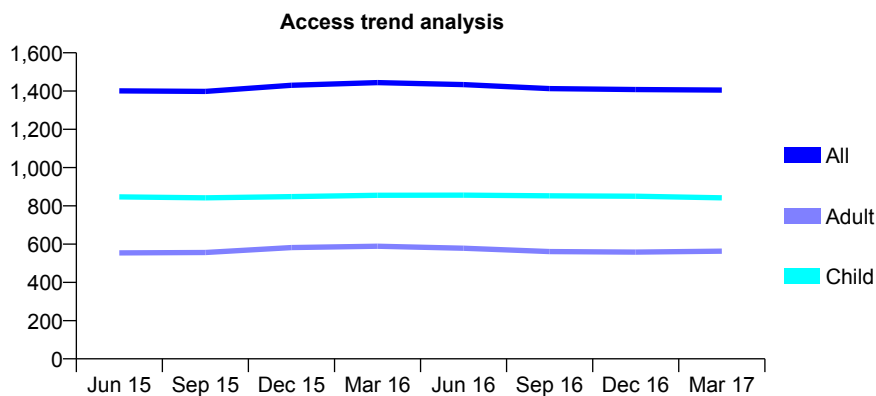
7A1 - Vital Signs At a Glance Contract Report for 231517/0001 - March 2017

Name or company name	MRS DV MARSHALL
Contract type name	GDS Contract
Purpose of contract	General
Contract start date	01/04/2006
Contract end date	

16/17 Contracted general activity (UDA)	3,920
Carry forward general activity (UDA)	0
16/17 Contracted orthodontic activity (UOA)	0
Carry forward orthodontic activity (UOA)	0
Baseline contract value	£99,154.19

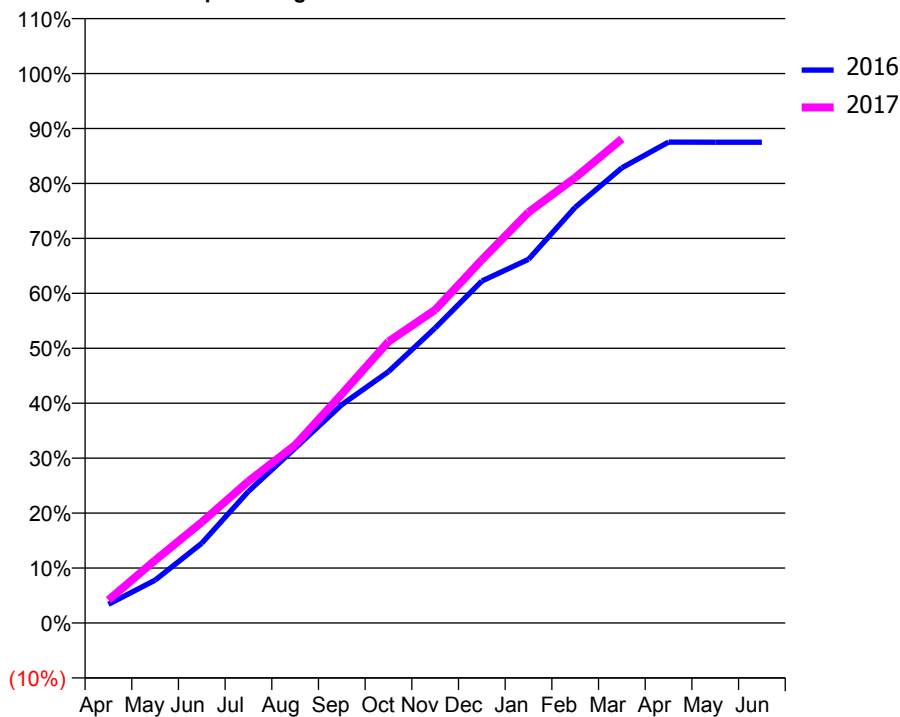
ACCESS*

Patients seen in 24 months	Total	Change since previous quarter
Quarter ending March 2016	1,444	
Quarter ending June 2016	1,434	→
Quarter ending September 2016	1,413	↓
Quarter ending December 2016	1,408	→
Quarter ending March 2017	1,405	→
Variance since March 2016	(2.7%)	↓



ACTIVITY

Cumulative percentage of contracted UDA delivered 2016 & 2017



QUALITY

	Quantity	Base Number	Contract	LHB	Wales
% of FP17s for the same patient ID Re-attending within 3 months - Children	131	1,245	10.5%	8.0%	11.3%
% of FP17s for the same patient ID Re-attending within 3 months - Adults	169	793	21.3%	13.8%	16.7%
% of FP17s for the same patient ID Re-attending between 3 & 9 months - Children	689	1,245	55.3%	58.8%	58.0%
% of FP17s for the same patient ID Re-attending between 3 & 9 months - Adults	462	793	58.3%	53.2%	53.7%
% of FP17s for Band 1 Urgent Courses	110	1,922	5.7%	8.1%	9.0%
% of FP17s Relating to Free Repair or Replacements	16	1,922	0.8%	0.8%	0.7%
% of FP17s Relating to Continuations	15	1,922	0.8%	1.0%	0.9%
% of Patients satisfied with the dentistry they have received	3	3	N/A	93.6%	93.9%
% of Patients satisfied with the time they had to wait for an appointment	3	3	N/A	89.3%	88.4%

* This is based on patients treated on this contract for their most recent course of treatment. Figures in italics indicate the base number of FP17s or Patient Questionnaire responses are less than 100. N/A is shown where the base number of responses is less than 10 during the period. % is calculated as Quantity/Base number*100

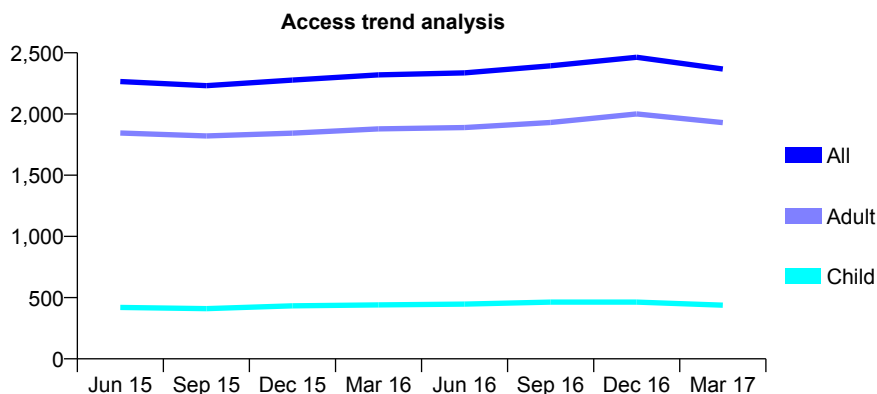
7A1 - Vital Signs At a Glance Contract Report for 234087/0001 - March 2017

Name or company name	MR TJ BEGGS
Contract type name	GDS Contract
Purpose of contract	General
Contract start date	01/04/2006
Contract end date	

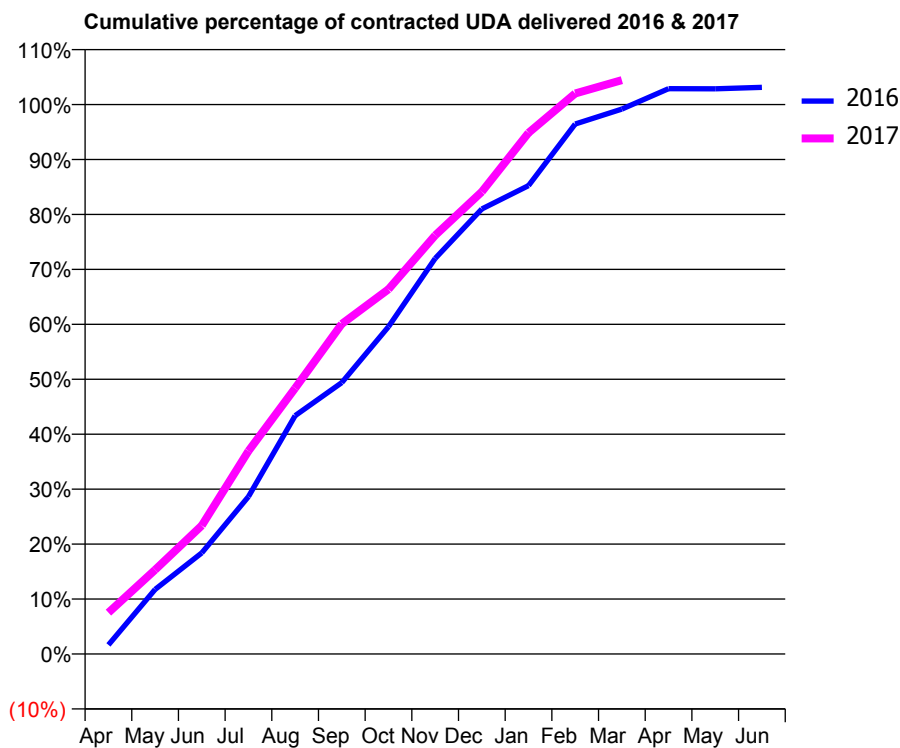
16/17 Contracted general activity (UDA)	6,567
Carry forward general activity (UDA)	-204
16/17 Contracted orthodontic activity (UOA)	0
Carry forward orthodontic activity (UOA)	0
Baseline contract value	£202,148.87

ACCESS*

Patients seen in 24 months	Total	Change since previous quarter
Quarter ending March 2016	2,320	
Quarter ending June 2016	2,336	→
Quarter ending September 2016	2,394	↑
Quarter ending December 2016	2,463	↑
Quarter ending March 2017	2,368	↓
Variance since March 2016	2.1%	↑



ACTIVITY



Month	Adjusted Scheduled Activity (UDA)	
	2016	2017
April	110	495
May	771	1,006
June	1,209	1,535
July	1,882	2,426
August	2,849	3,177
September	3,244	3,944
October	3,912	4,359
November	4,728	5,002
December	5,318	5,524
January	5,598	6,229
February	6,334	6,699
March	6,512	6,859
April	6,755	
May	6,754	
June	6,771	

QUALITY

	Quantity	Base Number	Contract	LHB	Wales
% of FP17s for the same patient ID Re-attending within 3 months - Children	30	485	6.2%	8.0%	11.3%
% of FP17s for the same patient ID Re-attending within 3 months - Adults	333	2,363	14.1%	13.8%	16.7%
% of FP17s for the same patient ID Re-attending between 3 & 9 months - Children	194	485	40.0%	58.8%	58.0%
% of FP17s for the same patient ID Re-attending between 3 & 9 months - Adults	883	2,363	37.4%	53.2%	53.7%
% of FP17s for Band 1 Urgent Courses	284	2,727	10.4%	8.1%	9.0%
% of FP17s Relating to Free Repair or Replacements	61	2,727	2.2%	0.8%	0.7%
% of FP17s Relating to Continuations	39	2,727	1.4%	1.0%	0.9%
% of Patients satisfied with the dentistry they have received	11	11	100.0%	93.6%	93.9%
% of Patients satisfied with the time they had to wait for an appointment	9	11	81.8%	89.3%	88.4%

* This is based on patients treated on this contract for their most recent course of treatment. Figures in italics indicate the base number of FP17s or Patient Questionnaire responses are less than 100. N/A is shown where the base number of responses is less than 10 during the period. % is calculated as Quantity/Base number*100

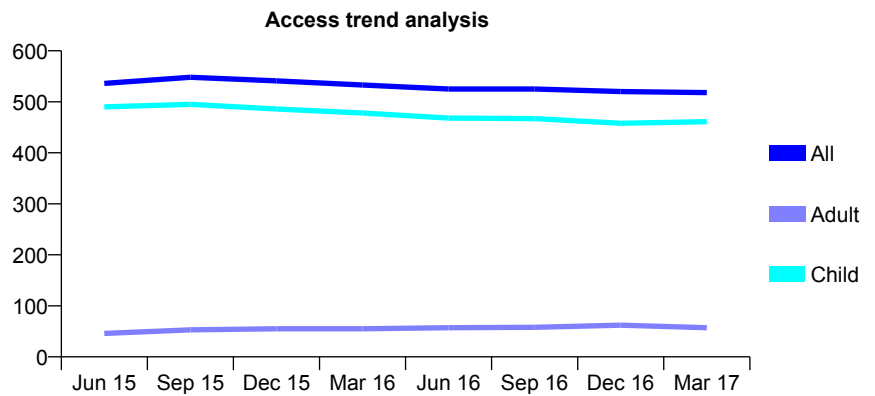
7A1 - Vital Signs At a Glance Contract Report for 238538/0001 - March 2017

Name or company name	MISS JM HARRINGTON
Contract type name	GDS Contract
Purpose of contract	General
Contract start date	01/04/2006
Contract end date	

16/17 Contracted general activity (UDA)	1,283
Carry forward general activity (UDA)	0
16/17 Contracted orthodontic activity (UOA)	0
Carry forward orthodontic activity (UOA)	0
Baseline contract value	£33,265.37

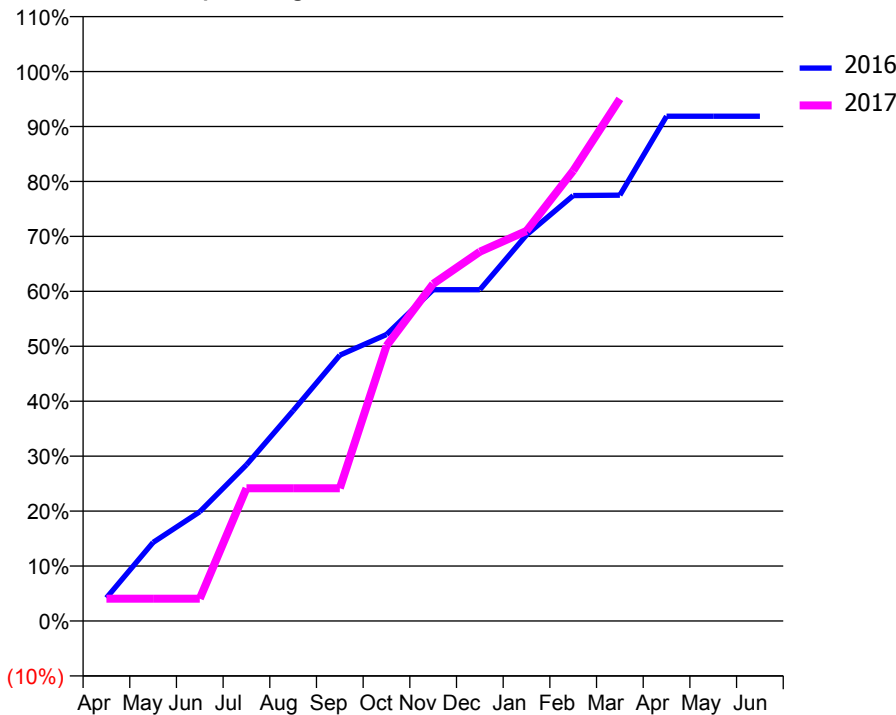
ACCESS*

Patients seen in 24 months	Total	Change since previous quarter
Quarter ending March 2016	533	
Quarter ending June 2016	525	↓
Quarter ending September 2016	525	→
Quarter ending December 2016	520	→
Quarter ending March 2017	518	→
Variance since March 2016	(2.8%)	↓



ACTIVITY

Cumulative percentage of contracted UDA delivered 2016 & 2017



Month	Adjusted Scheduled Activity (UDA)	
	2016	2017
April	54	52
May	183	52
June	255	52
July	365	310
August	491	310
September	621	310
October	669	643
November	774	787
December	774	862
January	902	911
February	993	1,051
March	994	1,219
April	1,179	
May	1,179	
June	1,179	

QUALITY

	Quantity	Base Number	Contract	LHB	Wales
% of FP17s for the same patient ID Re-attending within 3 months - Children	54	833	6.5%	8.0%	11.3%
% of FP17s for the same patient ID Re-attending within 3 months - Adults	0	9	0.0%	13.8%	16.7%
% of FP17s for the same patient ID Re-attending between 3 & 9 months - Children	468	833	56.2%	58.8%	58.0%
% of FP17s for the same patient ID Re-attending between 3 & 9 months - Adults	0	9	0.0%	53.2%	53.7%
% of FP17s for Band 1 Urgent Courses	25	707	3.5%	8.1%	9.0%
% of FP17s Relating to Free Repair or Replacements	0	707	0.0%	0.8%	0.7%
% of FP17s Relating to Continuations	0	707	0.0%	1.0%	0.9%
% of Patients satisfied with the dentistry they have received	0	0	N/A	93.6%	93.9%
% of Patients satisfied with the time they had to wait for an appointment	0	0	N/A	89.3%	88.4%

* This is based on patients treated on this contract for their most recent course of treatment. Figures in italics indicate the base number of FP17s or Patient Questionnaire responses are less than 100. N/A is shown where the base number of responses is less than 10 during the period. % is calculated as Quantity/Base number*100

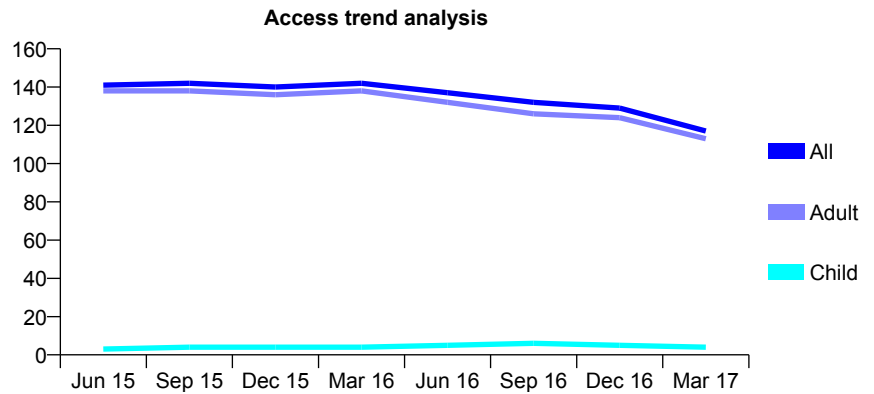
7A1 - Vital Signs At a Glance Contract Report for 238538/0002 - March 2017

Name or company name	MISS JM HARRINGTON
Contract type name	PDS Contract
Purpose of contract	General
Contract start date	01/04/2006
Contract end date	31/03/2017

16/17 Contracted general activity (UDA)	240
Carry forward general activity (UDA)	0
16/17 Contracted orthodontic activity (UOA)	0
Carry forward orthodontic activity (UOA)	0
Baseline contract value	£9,028.31

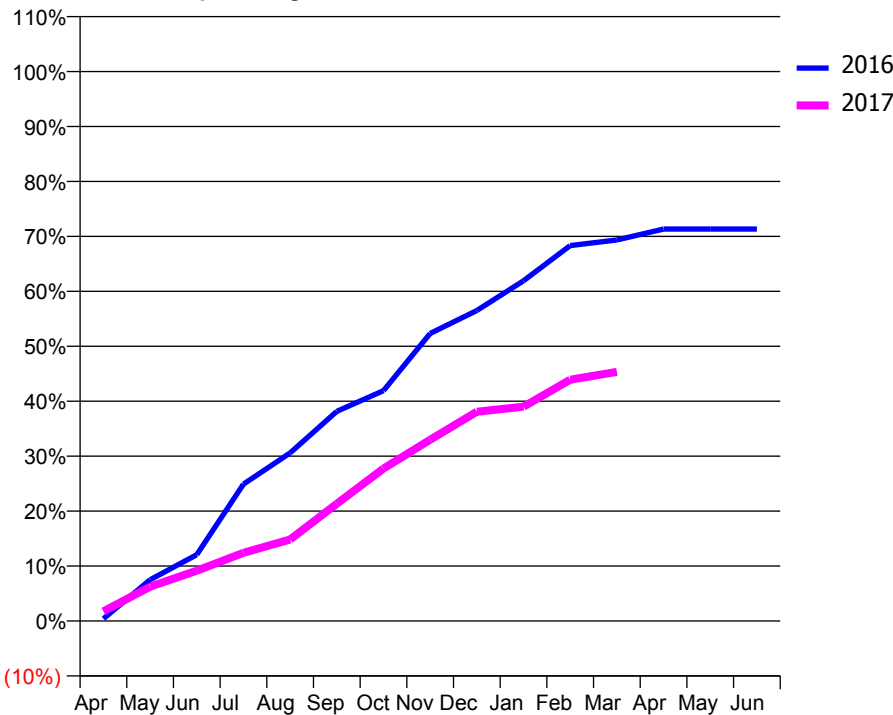
ACCESS*

Patients seen in 24 months	Total	Change since previous quarter
Quarter ending March 2016	142	
Quarter ending June 2016	137	↓
Quarter ending September 2016	132	↓
Quarter ending December 2016	129	↓
Quarter ending March 2017	117	↓
Variance since March 2016	(17.6%)	↓



ACTIVITY

Cumulative percentage of contracted UDA delivered 2016 & 2017



Month	Adjusted Scheduled Activity (UDA)	
	2016	2017
April	1	4
May	18	15
June	29	22
July	60	30
August	73	36
September	92	51
October	101	67
November	126	79
December	136	91
January	149	94
February	164	105
March	166	109
April	171	
May	171	
June	171	

QUALITY

	Quantity	Base Number	Contract	LHB	Wales
% of FP17s for the same patient ID Re-attending within 3 months - Children	0	5	0.0%	8.0%	11.3%
% of FP17s for the same patient ID Re-attending within 3 months - Adults	3	97	3.1%	13.8%	16.7%
% of FP17s for the same patient ID Re-attending between 3 & 9 months - Children	0	5	0.0%	58.8%	58.0%
% of FP17s for the same patient ID Re-attending between 3 & 9 months - Adults	1	97	1.0%	53.2%	53.7%
% of FP17s for Band 1 Urgent Courses	64	97	66.0%	8.1%	9.0%
% of FP17s Relating to Free Repair or Replacements	0	97	0.0%	0.8%	0.7%
% of FP17s Relating to Continuations	0	97	0.0%	1.0%	0.9%
% of Patients satisfied with the dentistry they have received	0	0	N/A	93.6%	93.9%
% of Patients satisfied with the time they had to wait for an appointment	0	0	N/A	89.3%	88.4%

* This is based on patients treated on this contract for their most recent course of treatment. Figures in italics indicate the base number of FP17s or Patient Questionnaire responses are less than 100. N/A is shown where the base number of responses is less than 10 during the period. % is calculated as Quantity/Base number*100

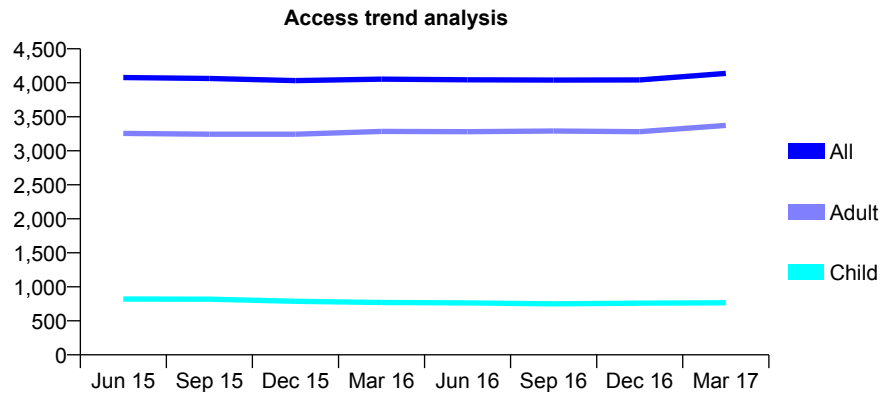
7A1 - Vital Signs At a Glance Contract Report for 250899/0001 - March 2017

Name or company name	MR H MAERIVOET
Contract type name	GDS Contract
Purpose of contract	General
Contract start date	01/04/2006
Contract end date	

16/17 Contracted general activity (UDA)	11,333
Carry forward general activity (UDA)	-549
16/17 Contracted orthodontic activity (UOA)	0
Carry forward orthodontic activity (UOA)	0
Baseline contract value	£253,906.13

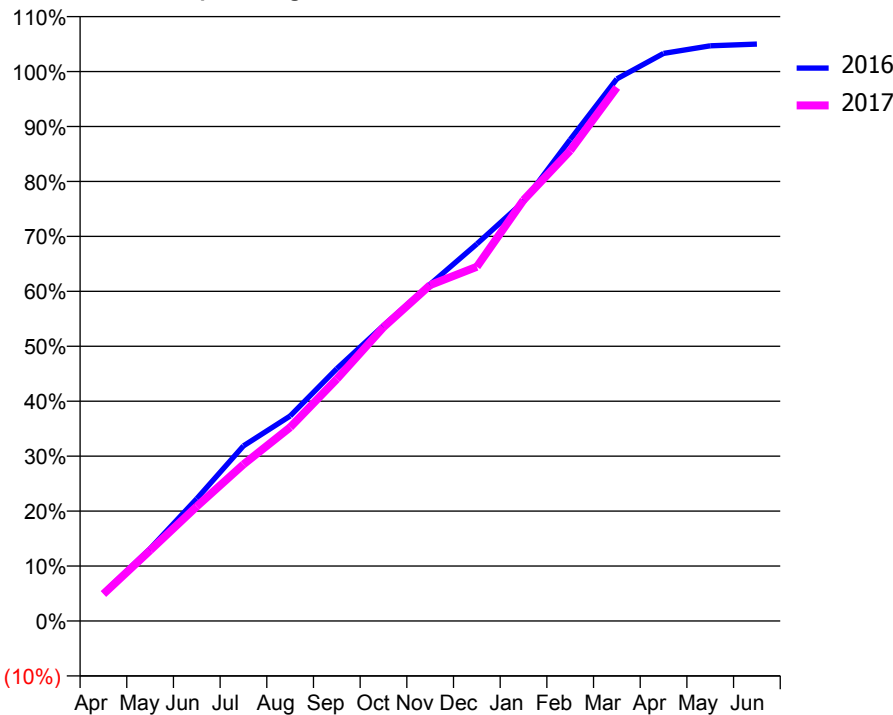
ACCESS*

Patients seen in 24 months	Total	Change since previous quarter
Quarter ending March 2016	4,054	
Quarter ending June 2016	4,045	→
Quarter ending September 2016	4,041	→
Quarter ending December 2016	4,042	→
Quarter ending March 2017	4,139	↑
Variance since March 2016	2.1%	↑



ACTIVITY

Cumulative percentage of contracted UDA delivered 2016 & 2017



Month	Adjusted Scheduled Activity (UDA)	
	2016	2017
April	559	558
May	1,449	1,457
June	2,447	2,364
July	3,506	3,230
August	4,103	3,994
September	5,049	4,990
October	5,913	6,061
November	6,740	6,930
December	7,546	7,306
January	8,391	8,682
February	9,634	9,700
March	10,849	11,006
April	11,358	
May	11,511	
June	11,546	

QUALITY

	Quantity	Base Number	Contract	LHB	Wales
% of FP17s for the same patient ID Re-attending within 3 months - Children	51	1,247	4.1%	8.0%	11.3%
% of FP17s for the same patient ID Re-attending within 3 months - Adults	533	5,049	10.6%	13.8%	16.7%
% of FP17s for the same patient ID Re-attending between 3 & 9 months - Children	794	1,247	63.7%	58.8%	58.0%
% of FP17s for the same patient ID Re-attending between 3 & 9 months - Adults	2,757	5,049	54.6%	53.2%	53.7%
% of FP17s for Band 1 Urgent Courses	440	5,946	7.4%	8.1%	9.0%
% of FP17s Relating to Free Repair or Replacements	16	5,946	0.3%	0.8%	0.7%
% of FP17s Relating to Continuations	33	5,946	0.6%	1.0%	0.9%
% of Patients satisfied with the dentistry they have received	23	25	92.0%	93.6%	93.9%
% of Patients satisfied with the time they had to wait for an appointment	22	25	88.0%	89.3%	88.4%

* This is based on patients treated on this contract for their most recent course of treatment. Figures in italics indicate the base number of FP17s or Patient Questionnaire responses are less than 100. N/A is shown where the base number of responses is less than 10 during the period. % is calculated as Quantity/Base number*100

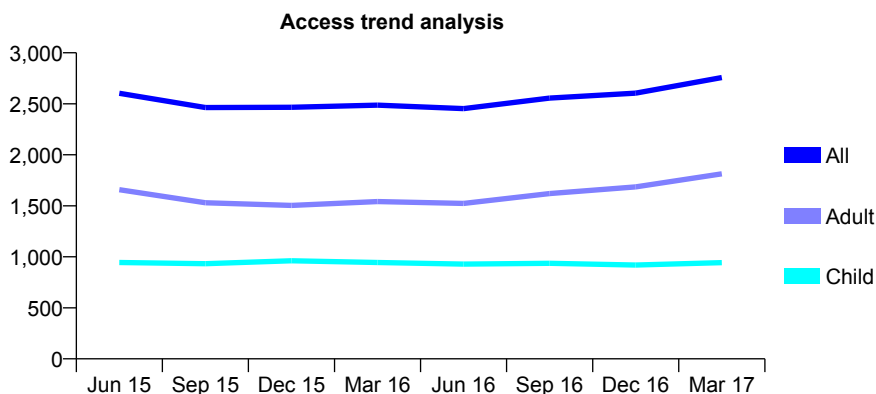
7A1 - Vital Signs At a Glance Contract Report for 278831/0001 - March 2017

Name or company name	MR R DAVIES
Contract type name	GDS Contract
Purpose of contract	General
Contract start date	01/09/2012
Contract end date	

16/17 Contracted general activity (UDA)	8,467
Carry forward general activity (UDA)	29
16/17 Contracted orthodontic activity (UOA)	0
Carry forward orthodontic activity (UOA)	0
Baseline contract value	£205,118.30

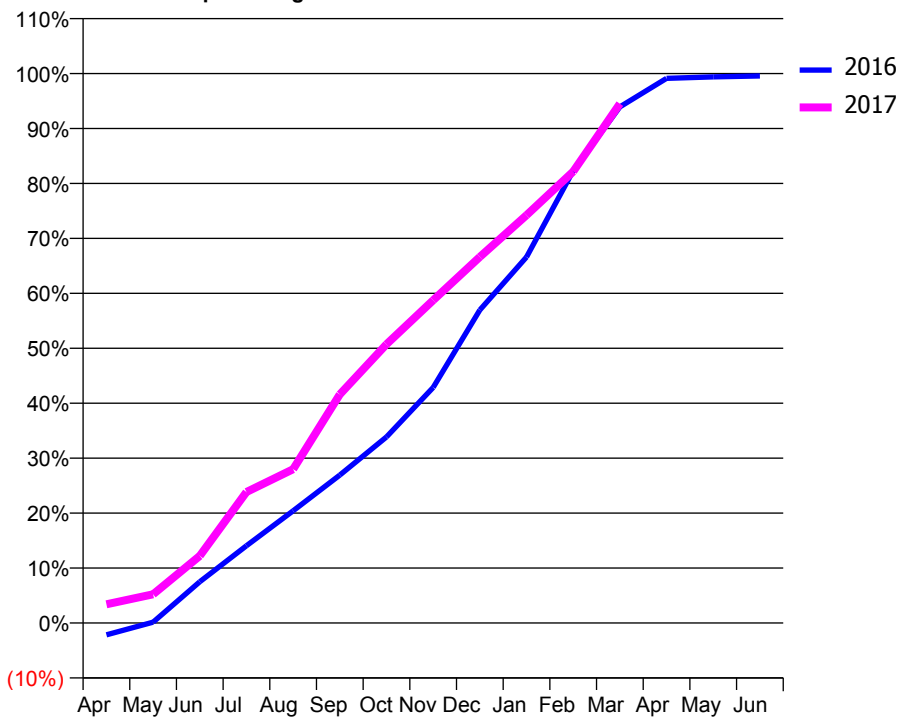
ACCESS*

Patients seen in 24 months	Total	Change since previous quarter
Quarter ending March 2016	2,487	
Quarter ending June 2016	2,453	↓
Quarter ending September 2016	2,556	↑
Quarter ending December 2016	2,605	→
Quarter ending March 2017	2,757	↑
Variance since March 2016	10.9%	↑



ACTIVITY

Cumulative percentage of contracted UDA delivered 2016 & 2017



Month	Adjusted Scheduled Activity (UDA)	
	2016	2017
April	-141	289
May	10	444
June	486	1,035
July	910	2,019
August	1,320	2,371
September	1,741	3,524
October	2,190	4,295
November	2,773	4,973
December	3,684	5,641
January	4,307	6,285
February	5,323	6,956
March	6,074	8,001
April	6,410	
May	6,428	
June	6,438	

QUALITY

	Quantity	Base Number	Contract	LHB	Wales
% of FP17s for the same patient ID Re-attending within 3 months - Children	107	1,517	7.1%	8.0%	11.3%
% of FP17s for the same patient ID Re-attending within 3 months - Adults	360	2,741	13.1%	13.8%	16.7%
% of FP17s for the same patient ID Re-attending between 3 & 9 months - Children	945	1,517	62.3%	58.8%	58.0%
% of FP17s for the same patient ID Re-attending between 3 & 9 months - Adults	1,494	2,741	54.5%	53.2%	53.7%
% of FP17s for Band 1 Urgent Courses	236	4,104	5.8%	8.1%	9.0%
% of FP17s Relating to Free Repair or Replacements	3	4,104	0.1%	0.8%	0.7%
% of FP17s Relating to Continuations	89	4,104	2.2%	1.0%	0.9%
% of Patients satisfied with the dentistry they have received	10	11	90.9%	93.6%	93.9%
% of Patients satisfied with the time they had to wait for an appointment	10	11	90.9%	89.3%	88.4%

* This is based on patients treated on this contract for their most recent course of treatment. Figures in italics indicate the base number of FP17s or Patient Questionnaire responses are less than 100. N/A is shown where the base number of responses is less than 10 during the period. % is calculated as Quantity/Base number*100

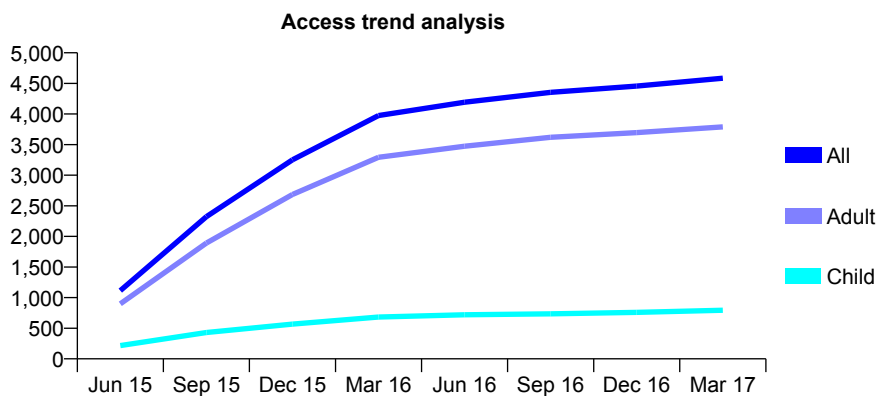
7A1 - Vital Signs At a Glance Contract Report for 299901/0002 - March 2017

Name or company name	MR J SREERAM
Contract type name	GDS Contract
Purpose of contract	General
Contract start date	01/04/2015
Contract end date	

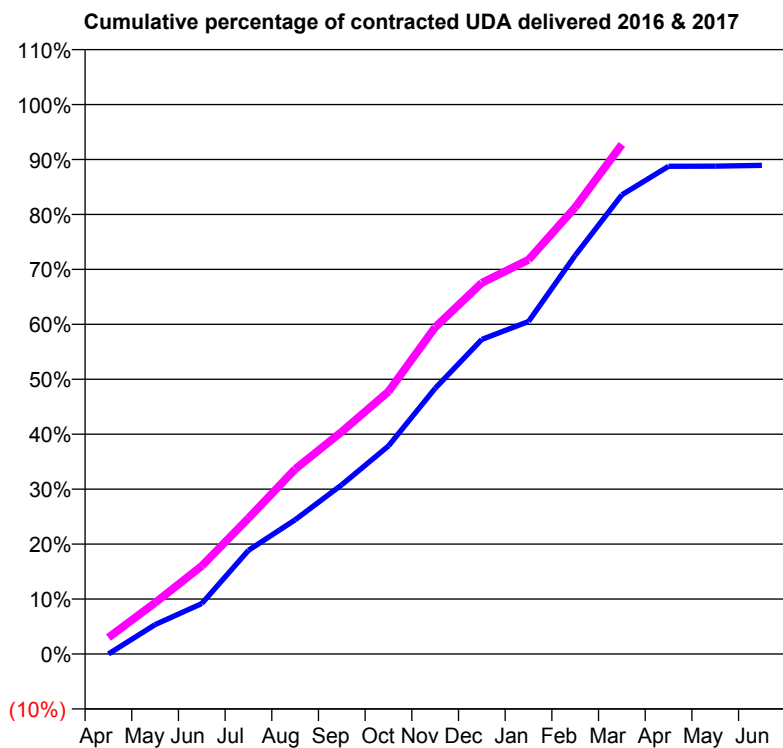
16/17 Contracted general activity (UDA)	13,968
Carry forward general activity (UDA)	0
16/17 Contracted orthodontic activity (UOA)	0
Carry forward orthodontic activity (UOA)	0
Baseline contract value	£328,963.85

ACCESS*

Patients seen in 24 months	Total	Change since previous quarter
Quarter ending March 2016	3,975	
Quarter ending June 2016	4,193	↑
Quarter ending September 2016	4,354	↑
Quarter ending December 2016	4,457	↑
Quarter ending March 2017	4,585	↑
Variance since March 2016	15.3%	↑



ACTIVITY



Month	Adjusted Scheduled Activity (UDA)	
	2016	2017
April	1	418
May	799	1,302
June	1,368	2,238
July	2,811	3,451
August	3,640	4,699
September	4,589	5,654
October	5,643	6,674
November	7,206	8,305
December	8,533	9,435
January	9,017	10,023
February	10,809	11,354
March	12,451	12,955
April	13,225	
May	13,228	
June	13,252	

QUALITY

	Quantity	Base Number	Contract	LHB	Wales
% of FP17s for the same patient ID Re-attending within 3 months - Children	26	1,098	2.4%	8.0%	11.3%
% of FP17s for the same patient ID Re-attending within 3 months - Adults	420	5,304	7.9%	13.8%	16.7%
% of FP17s for the same patient ID Re-attending between 3 & 9 months - Children	639	1,098	58.2%	58.8%	58.0%
% of FP17s for the same patient ID Re-attending between 3 & 9 months - Adults	2,841	5,304	53.6%	53.2%	53.7%
% of FP17s for Band 1 Urgent Courses	329	6,127	5.4%	8.1%	9.0%
% of FP17s Relating to Free Repair or Replacements	34	6,127	0.6%	0.8%	0.7%
% of FP17s Relating to Continuations	35	6,127	0.6%	1.0%	0.9%
% of Patients satisfied with the dentistry they have received	26	26	100.0%	93.6%	93.9%
% of Patients satisfied with the time they had to wait for an appointment	26	26	100.0%	89.3%	88.4%

* This is based on patients treated on this contract for their most recent course of treatment. Figures in italics indicate the base number of FP17s or Patient Questionnaire responses are less than 100. N/A is shown where the base number of responses is less than 10 during the period. % is calculated as Quantity/Base number*100

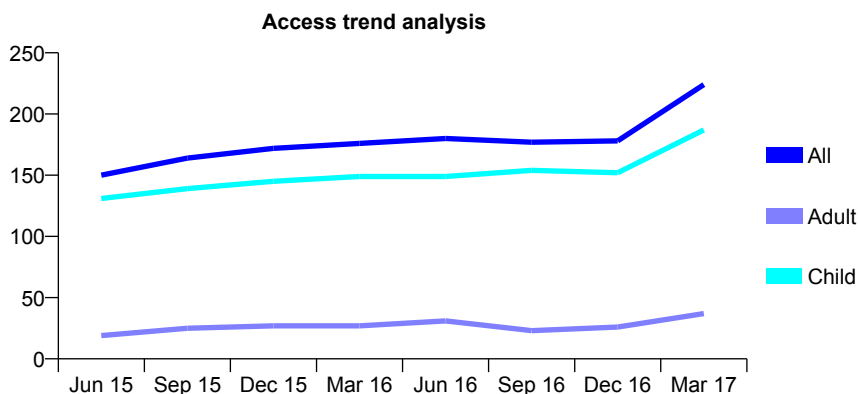
7A1 - Vital Signs At a Glance Contract Report for 304395/0002 - March 2017

Name or company name	Mr D Bellingham and Mr T Aldescu
Contract type name	GDS Contract
Purpose of contract	General
Contract start date	03/07/2014
Contract end date	

16/17 Contracted general activity (UDA)	400
Carry forward general activity (UDA)	0
16/17 Contracted orthodontic activity (UOA)	0
Carry forward orthodontic activity (UOA)	0
Baseline contract value	£9,173.84

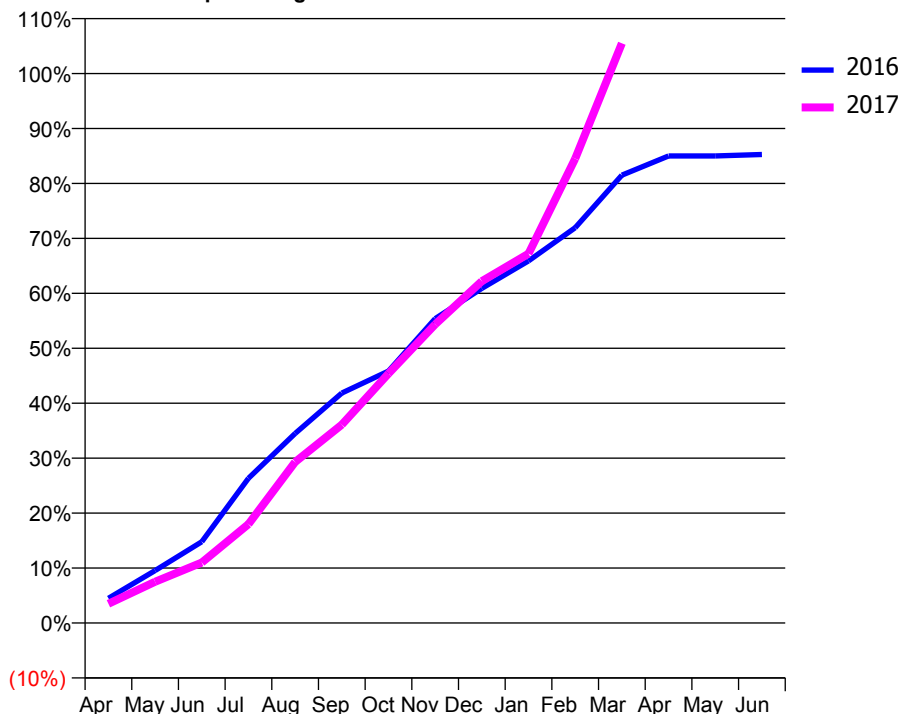
ACCESS*

Patients seen in 24 months	Total	Change since previous quarter
Quarter ending March 2016	176	
Quarter ending June 2016	180	↑
Quarter ending September 2016	177	↓
Quarter ending December 2016	178	→
Quarter ending March 2017	224	↑
Variance since March 2016	27.3%	↑



ACTIVITY

Cumulative percentage of contracted UDA delivered 2016 & 2017



Adjusted Scheduled Activity (UDA)

Month	2016	2017
April	18	14
May	38	30
June	59	44
July	105	72
August	138	117
September	167	144
October	183	182
November	222	217
December	244	249
January	264	269
February	288	338
March	326	422
April	340	
May	340	
June	341	

QUALITY

	Quantity	Base Number	Contract	LHB	Wales
% of FP17s for the same patient ID Re-attending within 3 months - Children	16	264	6.1%	8.0%	11.3%
% of FP17s for the same patient ID Re-attending within 3 months - Adults	0	20	0.0%	13.8%	16.7%
% of FP17s for the same patient ID Re-attending between 3 & 9 months - Children	149	264	56.4%	58.8%	58.0%
% of FP17s for the same patient ID Re-attending between 3 & 9 months - Adults	6	20	30.0%	53.2%	53.7%
% of FP17s for Band 1 Urgent Courses	10	269	3.7%	8.1%	9.0%
% of FP17s Relating to Free Repair or Replacements	0	269	0.0%	0.8%	0.7%
% of FP17s Relating to Continuations	1	269	0.4%	1.0%	0.9%
% of Patients satisfied with the dentistry they have received	1	1	N/A	93.6%	93.9%
% of Patients satisfied with the time they had to wait for an appointment	1	1	N/A	89.3%	88.4%

* This is based on patients treated on this contract for their most recent course of treatment. Figures in italics indicate the base number of FP17s or Patient Questionnaire responses are less than 100. N/A is shown where the base number of responses is less than 10 during the period. % is calculated as Quantity/Base number*100

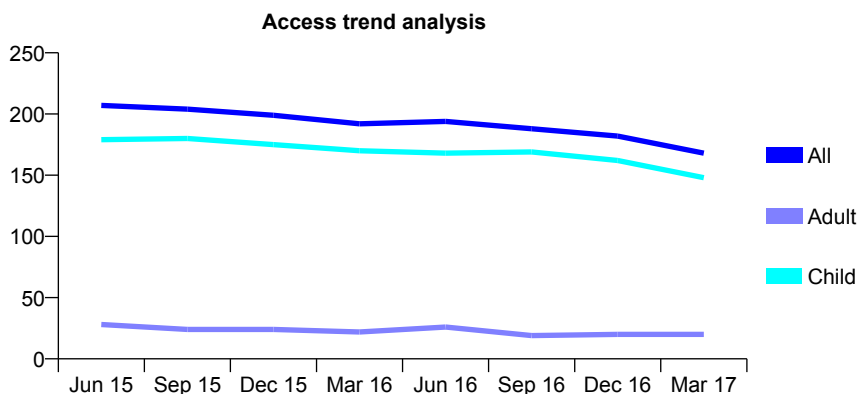
7A1 - Vital Signs At a Glance Contract Report for 308447/0001 - March 2017

Name or company name	MR IG BAIN
Contract type name	GDS Contract
Purpose of contract	General
Contract start date	01/04/2006
Contract end date	

16/17 Contracted general activity (UDA)	332
Carry forward general activity (UDA)	0
16/17 Contracted orthodontic activity (UOA)	0
Carry forward orthodontic activity (UOA)	0
Baseline contract value	£6,670.34

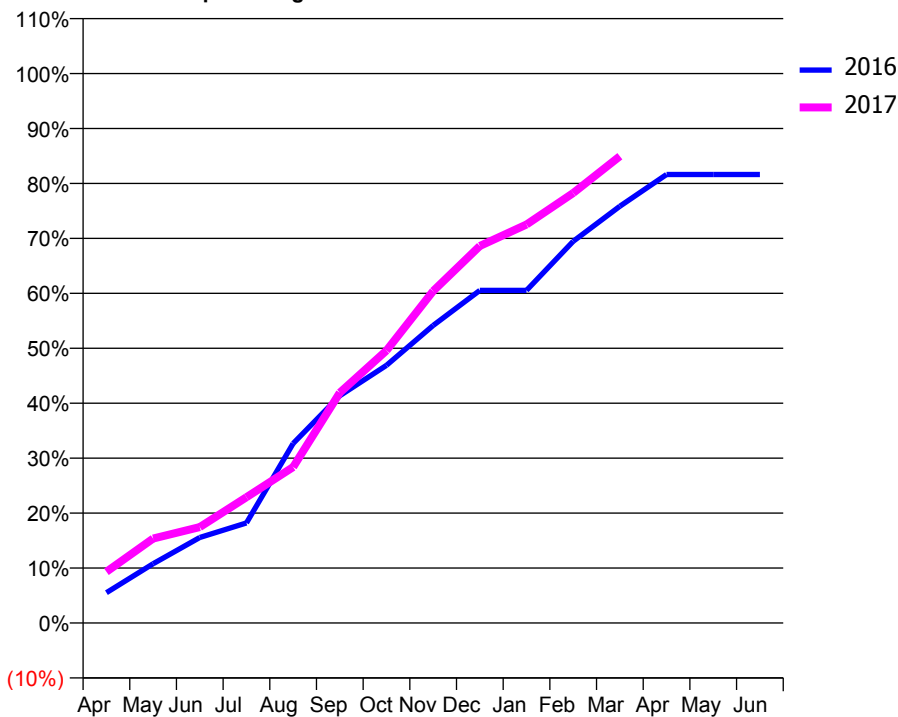
ACCESS*

Patients seen in 24 months	Total	Change since previous quarter
Quarter ending March 2016	192	
Quarter ending June 2016	194	→
Quarter ending September 2016	188	↓
Quarter ending December 2016	182	↓
Quarter ending March 2017	168	↓
Variance since March 2016	(12.5%)	↓



ACTIVITY

Cumulative percentage of contracted UDA delivered 2016 & 2017



Adjusted Scheduled Activity (UDA)

Month	2016	2017
April	21	31
May	41	51
June	59	58
July	69	76
August	124	94
September	157	139
October	178	165
November	206	201
December	230	228
January	230	241
February	264	260
March	288	282
April	310	
May	310	
June	310	

QUALITY

	Quantity	Base Number	Contract	LHB	Wales
% of FP17s for the same patient ID Re-attending within 3 months - Children	6	260	2.3%	8.0%	11.3%
% of FP17s for the same patient ID Re-attending within 3 months - Adults	0	0	N/A	13.8%	16.7%
% of FP17s for the same patient ID Re-attending between 3 & 9 months - Children	194	260	74.6%	58.8%	58.0%
% of FP17s for the same patient ID Re-attending between 3 & 9 months - Adults	0	0	N/A	53.2%	53.7%
% of FP17s for Band 1 Urgent Courses	5	242	2.1%	8.1%	9.0%
% of FP17s Relating to Free Repair or Replacements	0	242	0.0%	0.8%	0.7%
% of FP17s Relating to Continuations	0	242	0.0%	1.0%	0.9%
% of Patients satisfied with the dentistry they have received	0	0	N/A	93.6%	93.9%
% of Patients satisfied with the time they had to wait for an appointment	0	0	N/A	89.3%	88.4%

* This is based on patients treated on this contract for their most recent course of treatment. Figures in italics indicate the base number of FP17s or Patient Questionnaire responses are less than 100. N/A is shown where the base number of responses is less than 10 during the period. % is calculated as Quantity/Base number*100

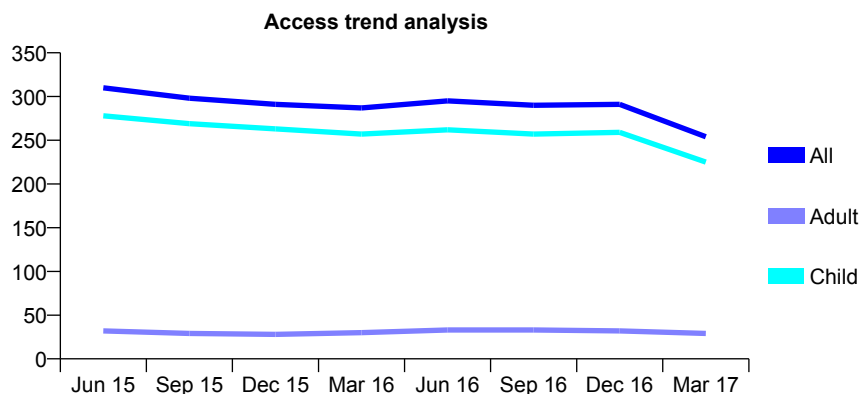
7A1 - Vital Signs At a Glance Contract Report for 329797/0002 - March 2017

Name or company name	MR IG HUGHES
Contract type name	GDS Contract
Purpose of contract	General
Contract start date	01/04/2006
Contract end date	

16/17 Contracted general activity (UDA)	600
Carry forward general activity (UDA)	0
16/17 Contracted orthodontic activity (UOA)	0
Carry forward orthodontic activity (UOA)	0
Baseline contract value	£15,180.72

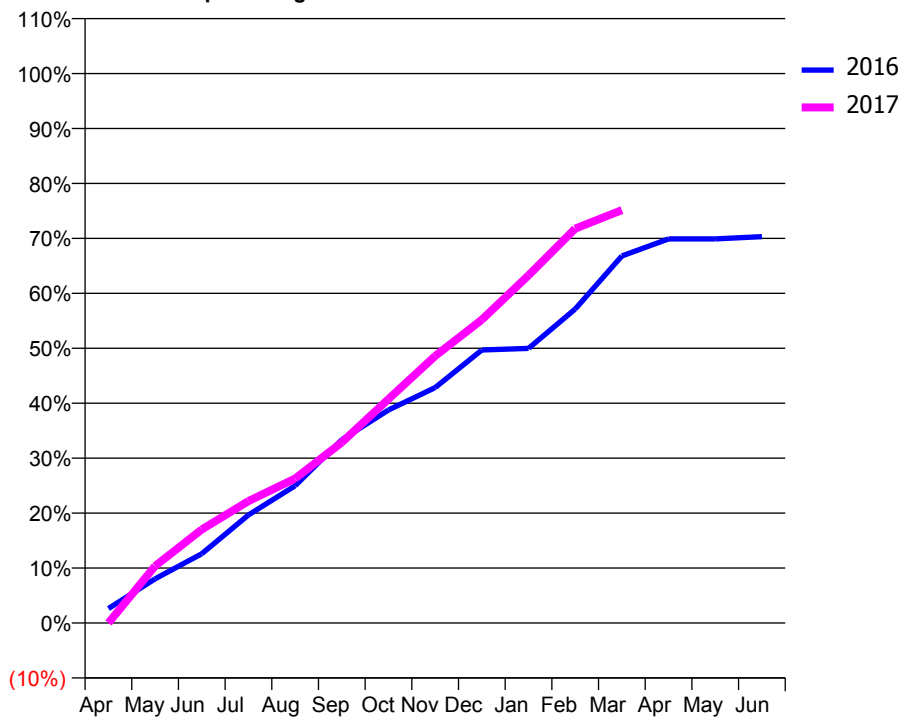
ACCESS*

Patients seen in 24 months	Total	Change since previous quarter
Quarter ending March 2016	287	
Quarter ending June 2016	295	↑
Quarter ending September 2016	290	↓
Quarter ending December 2016	291	→
Quarter ending March 2017	254	↓
Variance since March 2016	(11.5%)	↓



ACTIVITY

Cumulative percentage of contracted UDA delivered 2016 & 2017



Month	Adjusted Scheduled Activity (UDA)	
	2016	2017
April	19	0
May	58	62
June	91	102
July	142	133
August	180	158
September	240	197
October	279	245
November	308	292
December	358	331
January	360	380
February	411	431
March	481	451
April	503	
May	503	
June	506	

QUALITY

	Quantity	Base Number	Contract	LHB	Wales
% of FP17s for the same patient ID Re-attending within 3 months - Children	26	287	9.1%	8.0%	11.3%
% of FP17s for the same patient ID Re-attending within 3 months - Adults	2	17	11.8%	13.8%	16.7%
% of FP17s for the same patient ID Re-attending between 3 & 9 months - Children	138	287	48.1%	58.8%	58.0%
% of FP17s for the same patient ID Re-attending between 3 & 9 months - Adults	10	17	58.8%	53.2%	53.7%
% of FP17s for Band 1 Urgent Courses	14	284	4.9%	8.1%	9.0%
% of FP17s Relating to Free Repair or Replacements	0	284	0.0%	0.8%	0.7%
% of FP17s Relating to Continuations	0	284	0.0%	1.0%	0.9%
% of Patients satisfied with the dentistry they have received	0	0	N/A	93.6%	93.9%
% of Patients satisfied with the time they had to wait for an appointment	0	0	N/A	89.3%	88.4%

* This is based on patients treated on this contract for their most recent course of treatment. Figures in italics indicate the base number of FP17s or Patient Questionnaire responses are less than 100. N/A is shown where the base number of responses is less than 10 during the period. % is calculated as Quantity/Base number*100

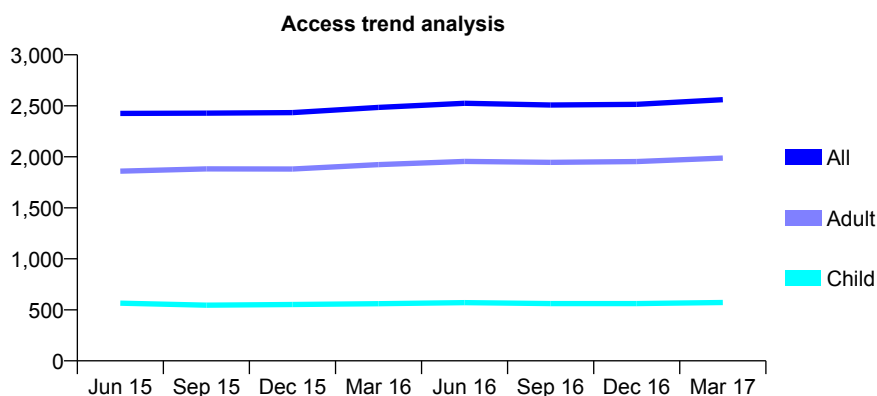
7A1 - Vital Signs At a Glance Contract Report for 331325/0001 - March 2017

Name or company name	MR LC WILLIAMS
Contract type name	GDS Contract
Purpose of contract	General
Contract start date	01/04/2006
Contract end date	

16/17 Contracted general activity (UDA)	8,686
Carry forward general activity (UDA)	0
16/17 Contracted orthodontic activity (UOA)	0
Carry forward orthodontic activity (UOA)	0
Baseline contract value	£223,220.60

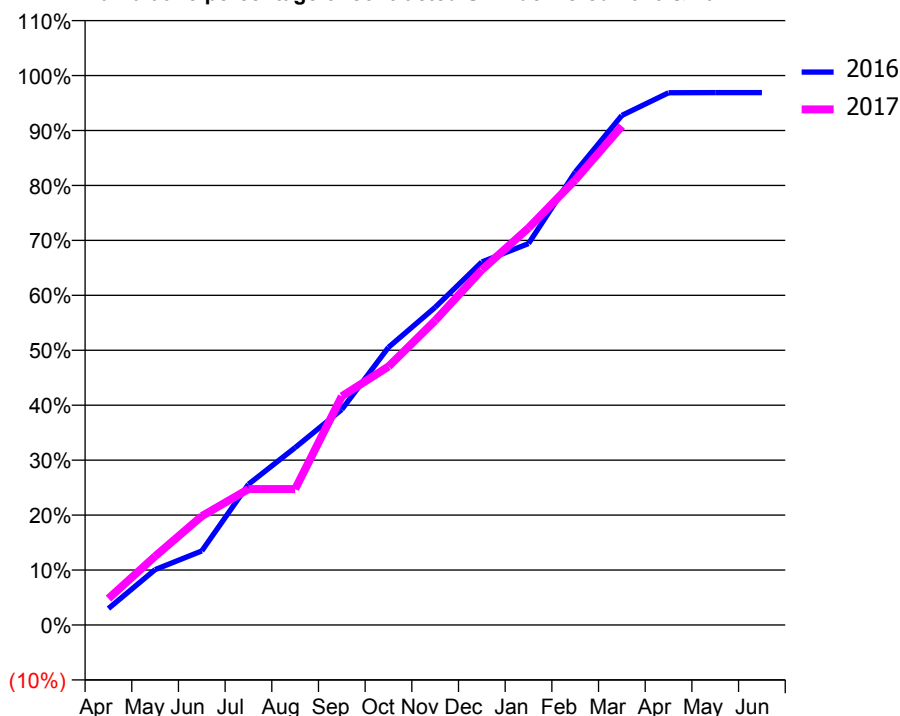
ACCESS*

Patients seen in 24 months	Total	Change since previous quarter
Quarter ending March 2016	2,484	
Quarter ending June 2016	2,525	→
Quarter ending September 2016	2,508	→
Quarter ending December 2016	2,515	→
Quarter ending March 2017	2,560	→
Variance since March 2016	3.1%	↑



ACTIVITY

Cumulative percentage of contracted UDA delivered 2016 & 2017



Month	Adjusted Scheduled Activity (UDA)	
	2016	2017
April	261	417
May	877	1,086
June	1,170	1,721
July	2,224	2,150
August	2,805	2,150
September	3,407	3,616
October	4,389	4,087
November	5,021	4,814
December	5,738	5,614
January	6,029	6,277
February	7,159	7,035
March	8,056	7,887
April	8,414	
May	8,416	
June	8,415	

QUALITY

	Quantity	Base Number	Contract	LHB	Wales
% of FP17s for the same patient ID Re-attending within 3 months - Children	92	981	9.4%	8.0%	11.3%
% of FP17s for the same patient ID Re-attending within 3 months - Adults	368	3,027	12.2%	13.8%	16.7%
% of FP17s for the same patient ID Re-attending between 3 & 9 months - Children	626	981	63.8%	58.8%	58.0%
% of FP17s for the same patient ID Re-attending between 3 & 9 months - Adults	1,691	3,027	55.9%	53.2%	53.7%
% of FP17s for Band 1 Urgent Courses	190	3,814	5.0%	8.1%	9.0%
% of FP17s Relating to Free Repair or Replacements	15	3,814	0.4%	0.8%	0.7%
% of FP17s Relating to Continuations	18	3,814	0.5%	1.0%	0.9%
% of Patients satisfied with the dentistry they have received	10	11	90.9%	93.6%	93.9%
% of Patients satisfied with the time they had to wait for an appointment	10	11	90.9%	89.3%	88.4%

* This is based on patients treated on this contract for their most recent course of treatment. Figures in italics indicate the base number of FP17s or Patient Questionnaire responses are less than 100. N/A is shown where the base number of responses is less than 10 during the period. % is calculated as Quantity/Base number*100

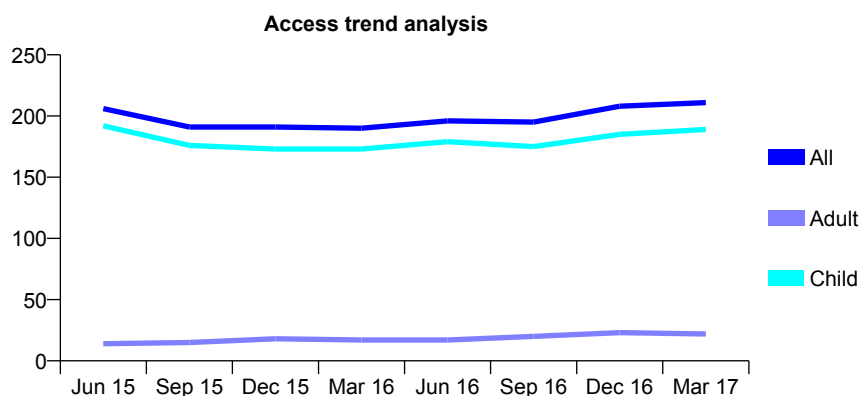
7A1 - Vital Signs At a Glance Contract Report for 332658/0001 - March 2017

Name or company name	MR JO JOHNSON
Contract type name	GDS Contract
Purpose of contract	General
Contract start date	01/04/2006
Contract end date	

16/17 Contracted general activity (UDA)	500
Carry forward general activity (UDA)	0
16/17 Contracted orthodontic activity (UOA)	0
Carry forward orthodontic activity (UOA)	0
Baseline contract value	£11,599.97

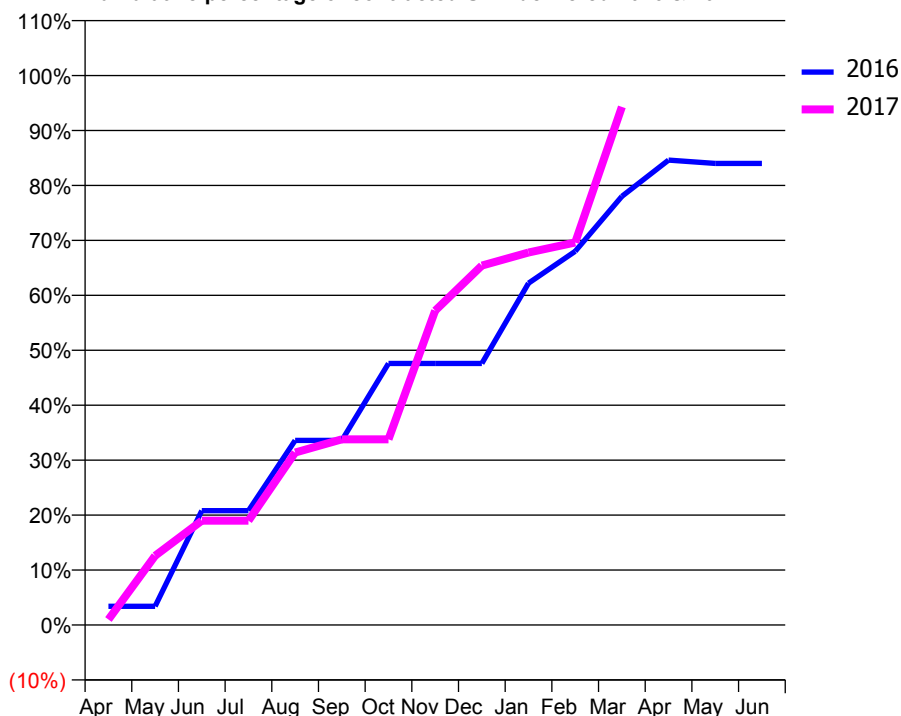
ACCESS*

Patients seen in 24 months	Total	Change since previous quarter
Quarter ending March 2016	190	
Quarter ending June 2016	196	↑
Quarter ending September 2016	195	→
Quarter ending December 2016	208	↑
Quarter ending March 2017	211	→
Variance since March 2016	11.1%	↑



ACTIVITY

Cumulative percentage of contracted UDA delivered 2016 & 2017



Month	Adjusted Scheduled Activity (UDA)	
	2016	2017
April	17	5
May	17	63
June	104	95
July	104	95
August	168	157
September	168	169
October	238	169
November	238	286
December	238	327
January	311	339
February	340	348
March	390	471
April	423	
May	420	
June	420	

QUALITY

	Quantity	Base Number	Contract	LHB	Wales
% of FP17s for the same patient ID Re-attending within 3 months - Children	25	365	6.8%	8.0%	11.3%
% of FP17s for the same patient ID Re-attending within 3 months - Adults	0	0	N/A	13.8%	16.7%
% of FP17s for the same patient ID Re-attending between 3 & 9 months - Children	241	365	66.0%	58.8%	58.0%
% of FP17s for the same patient ID Re-attending between 3 & 9 months - Adults	0	0	N/A	53.2%	53.7%
% of FP17s for Band 1 Urgent Courses	2	345	0.6%	8.1%	9.0%
% of FP17s Relating to Free Repair or Replacements	0	345	0.0%	0.8%	0.7%
% of FP17s Relating to Continuations	0	345	0.0%	1.0%	0.9%
% of Patients satisfied with the dentistry they have received	1	1	N/A	93.6%	93.9%
% of Patients satisfied with the time they had to wait for an appointment	1	1	N/A	89.3%	88.4%

* This is based on patients treated on this contract for their most recent course of treatment. Figures in italics indicate the base number of FP17s or Patient Questionnaire responses are less than 100. N/A is shown where the base number of responses is less than 10 during the period. % is calculated as Quantity/Base number*100

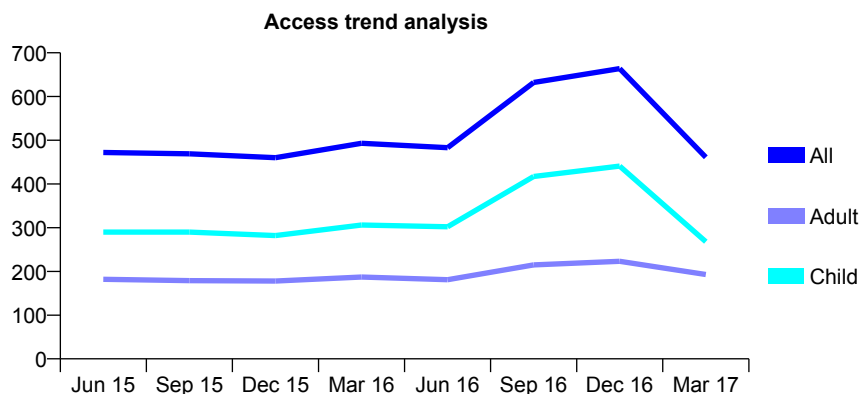
7A1 - Vital Signs At a Glance Contract Report for 565369/0001 - March 2017

Name or company name	N Hughes Jones
Contract type name	GDS Contract
Purpose of contract	General
Contract start date	01/04/2006
Contract end date	31/03/2017

16/17 Contracted general activity (UDA)	997
Carry forward general activity (UDA)	-6
16/17 Contracted orthodontic activity (UOA)	0
Carry forward orthodontic activity (UOA)	0
Baseline contract value	£20,441.83

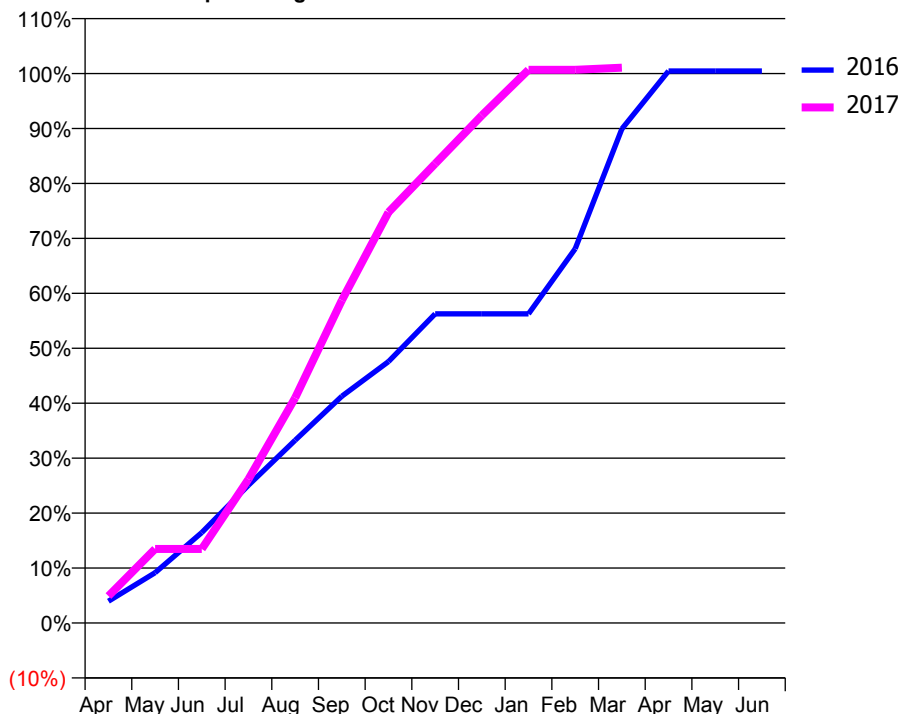
ACCESS*

Patients seen in 24 months	Total	Change since previous quarter
Quarter ending March 2016	493	
Quarter ending June 2016	483	↓
Quarter ending September 2016	632	↑
Quarter ending December 2016	664	↑
Quarter ending March 2017	461	↓
Variance since March 2016	(6.5%)	↓



ACTIVITY

Cumulative percentage of contracted UDA delivered 2016 & 2017



Adjusted Scheduled Activity (UDA)

Month	2016	2017
April	48	49
May	111	134
June	200	134
July	304	261
August	403	409
September	501	585
October	577	745
November	683	833
December	683	921
January	683	1,004
February	826	1,004
March	1,091	1,008
April	1,219	
May	1,219	
June	1,219	

QUALITY

	Quantity	Base Number	Contract	LHB	Wales
% of FP17s for the same patient ID Re-attending within 3 months - Children	31	608	5.1%	8.0%	11.3%
% of FP17s for the same patient ID Re-attending within 3 months - Adults	10	125	8.0%	13.8%	16.7%
% of FP17s for the same patient ID Re-attending between 3 & 9 months - Children	278	608	45.7%	58.8%	58.0%
% of FP17s for the same patient ID Re-attending between 3 & 9 months - Adults	69	125	55.2%	53.2%	53.7%
% of FP17s for Band 1 Urgent Courses	23	672	3.4%	8.1%	9.0%
% of FP17s Relating to Free Repair or Replacements	0	672	0.0%	0.8%	0.7%
% of FP17s Relating to Continuations	6	672	0.9%	1.0%	0.9%
% of Patients satisfied with the dentistry they have received	0	0	N/A	93.6%	93.9%
% of Patients satisfied with the time they had to wait for an appointment	0	0	N/A	89.3%	88.4%

* This is based on patients treated on this contract for their most recent course of treatment. Figures in italics indicate the base number of FP17s or Patient Questionnaire responses are less than 100. N/A is shown where the base number of responses is less than 10 during the period. % is calculated as Quantity/Base number*100

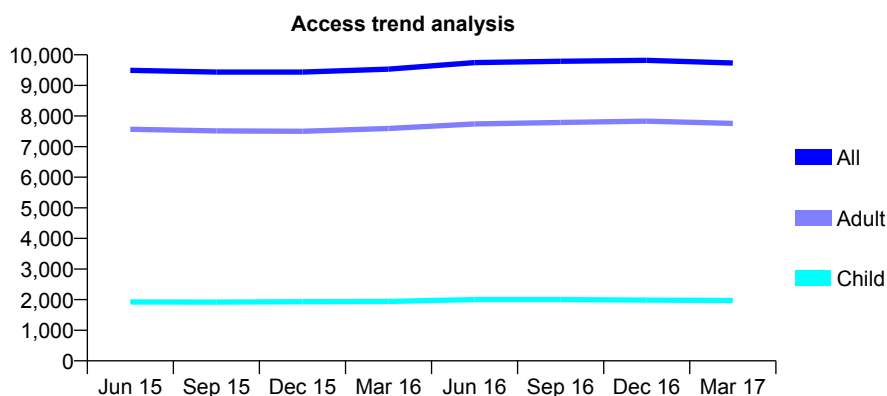
7A1 - Vital Signs At a Glance Contract Report for 569259/0001 - March 2017

Name or company name	MR RT HANDLEY
Contract type name	GDS Contract
Purpose of contract	General
Contract start date	01/04/2006
Contract end date	

16/17 Contracted general activity (UDA)	31,357
Carry forward general activity (UDA)	0
16/17 Contracted orthodontic activity (UOA)	0
Carry forward orthodontic activity (UOA)	0
Baseline contract value	£787,184.70

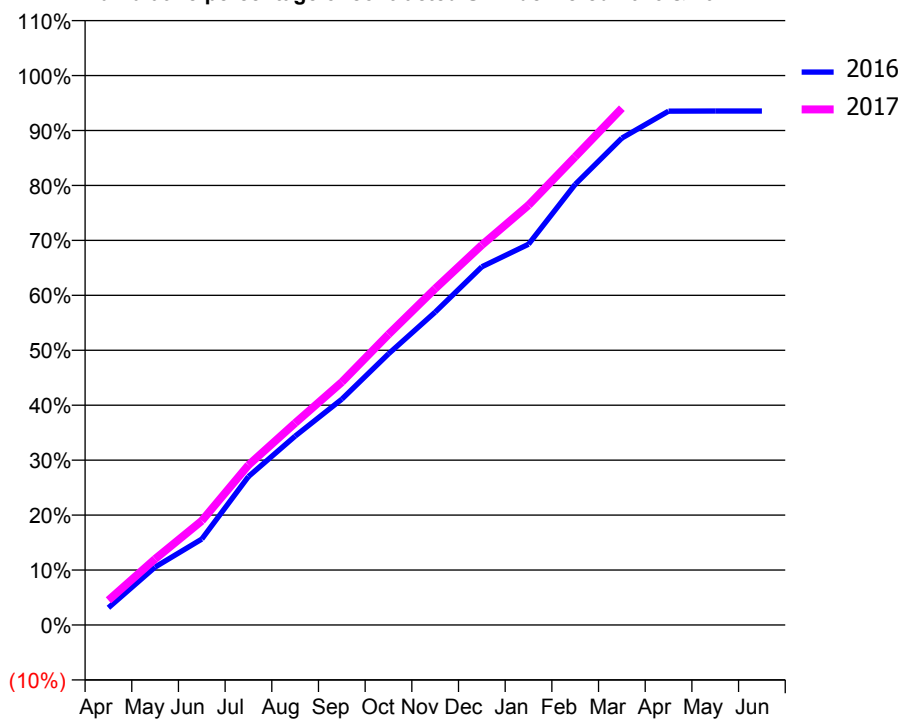
ACCESS*

Patients seen in 24 months	Total	Change since previous quarter
Quarter ending March 2016	9,532	
Quarter ending June 2016	9,746	↑
Quarter ending September 2016	9,788	→
Quarter ending December 2016	9,817	→
Quarter ending March 2017	9,730	→
Variance since March 2016	2.1%	↑



ACTIVITY

Cumulative percentage of contracted UDA delivered 2016 & 2017



Month	Adjusted Scheduled Activity (UDA)	
	2016	2017
April	1,010	1,409
May	3,379	3,774
June	5,012	5,946
July	8,656	9,131
August	11,007	11,523
September	13,157	13,860
October	15,806	16,586
November	18,233	19,198
December	20,878	21,682
January	22,192	23,958
February	25,678	26,717
March	28,374	29,487
April	29,950	
May	29,952	
June	29,955	

QUALITY

	Quantity	Base Number	Contract	LHB	Wales
% of FP17s for the same patient ID Re-attending within 3 months - Children	181	2,678	6.8%	8.0%	11.3%
% of FP17s for the same patient ID Re-attending within 3 months - Adults	1,567	10,557	14.8%	13.8%	16.7%
% of FP17s for the same patient ID Re-attending between 3 & 9 months - Children	1,255	2,678	46.9%	58.8%	58.0%
% of FP17s for the same patient ID Re-attending between 3 & 9 months - Adults	4,771	10,557	45.2%	53.2%	53.7%
% of FP17s for Band 1 Urgent Courses	941	12,592	7.5%	8.1%	9.0%
% of FP17s Relating to Free Repair or Replacements	168	12,592	1.3%	0.8%	0.7%
% of FP17s Relating to Continuations	139	12,592	1.1%	1.0%	0.9%
% of Patients satisfied with the dentistry they have received	38	39	97.4%	93.6%	93.9%
% of Patients satisfied with the time they had to wait for an appointment	37	39	94.9%	89.3%	88.4%

* This is based on patients treated on this contract for their most recent course of treatment. Figures in italics indicate the base number of FP17s or Patient Questionnaire responses are less than 100. N/A is shown where the base number of responses is less than 10 during the period. % is calculated as Quantity/Base number*100

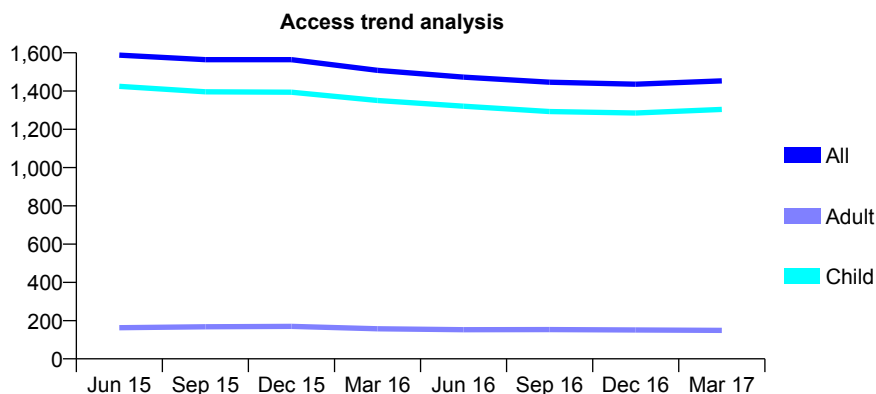
7A1 - Vital Signs At a Glance Contract Report for 571466/0001 - March 2017

Name or company name	MR SC EDWARDS
Contract type name	PDS Contract
Purpose of contract	General
Contract start date	01/04/2006
Contract end date	31/03/2018

16/17 Contracted general activity (UDA)	3,240
Carry forward general activity (UDA)	0
16/17 Contracted orthodontic activity (UOA)	0
Carry forward orthodontic activity (UOA)	0
Baseline contract value	£81,756.79

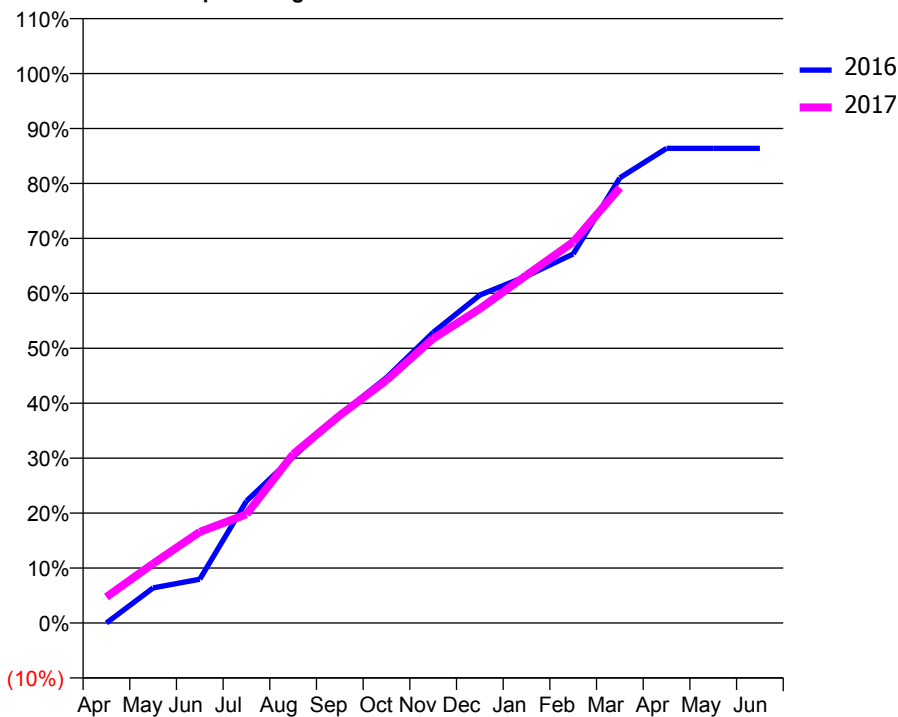
ACCESS*

Patients seen in 24 months	Total	Change since previous quarter
Quarter ending March 2016	1,508	
Quarter ending June 2016	1,473	↓
Quarter ending September 2016	1,446	↓
Quarter ending December 2016	1,436	→
Quarter ending March 2017	1,453	→
Variance since March 2016	(3.6%)	↓



ACTIVITY

Cumulative percentage of contracted UDA delivered 2016 & 2017



Month	Adjusted Scheduled Activity (UDA)	
	2016	2017
April	0	154
May	207	350
June	258	537
July	719	641
August	980	996
September	1,228	1,225
October	1,447	1,432
November	1,714	1,678
December	1,934	1,853
January	2,046	2,051
February	2,176	2,247
March	2,625	2,567
April	2,799	
May	2,799	
June	2,799	

QUALITY

	Quantity	Base Number	Contract	LHB	Wales
% of FP17s for the same patient ID Re-attending within 3 months - Children	118	1,851	6.4%	8.0%	11.3%
% of FP17s for the same patient ID Re-attending within 3 months - Adults	5	49	10.2%	13.8%	16.7%
% of FP17s for the same patient ID Re-attending between 3 & 9 months - Children	1,047	1,851	56.6%	58.8%	58.0%
% of FP17s for the same patient ID Re-attending between 3 & 9 months - Adults	21	49	42.9%	53.2%	53.7%
% of FP17s for Band 1 Urgent Courses	4	1,771	0.2%	8.1%	9.0%
% of FP17s Relating to Free Repair or Replacements	0	1,771	0.0%	0.8%	0.7%
% of FP17s Relating to Continuations	29	1,771	1.6%	1.0%	0.9%
% of Patients satisfied with the dentistry they have received	1	1	N/A	93.6%	93.9%
% of Patients satisfied with the time they had to wait for an appointment	1	1	N/A	89.3%	88.4%

* This is based on patients treated on this contract for their most recent course of treatment. Figures in italics indicate the base number of FP17s or Patient Questionnaire responses are less than 100. N/A is shown where the base number of responses is less than 10 during the period. % is calculated as Quantity/Base number*100

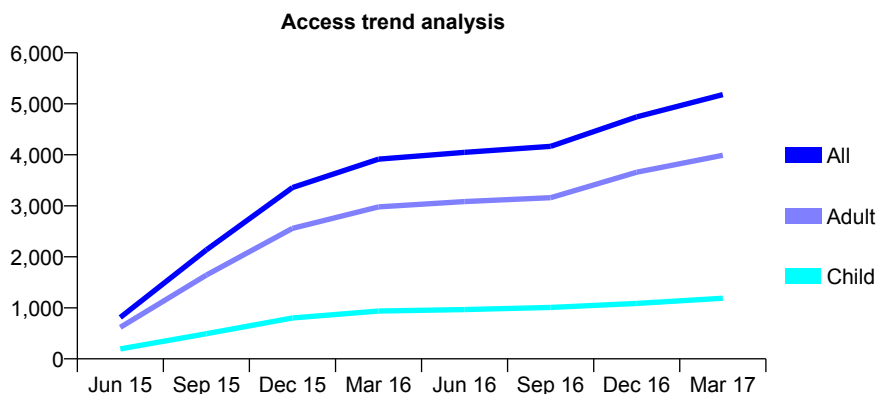
7A1 - Vital Signs At a Glance Contract Report for 602531/0001 - March 2017

Name or company name	MR DP JONES
Contract type name	GDS Contract
Purpose of contract	General
Contract start date	06/05/2015
Contract end date	

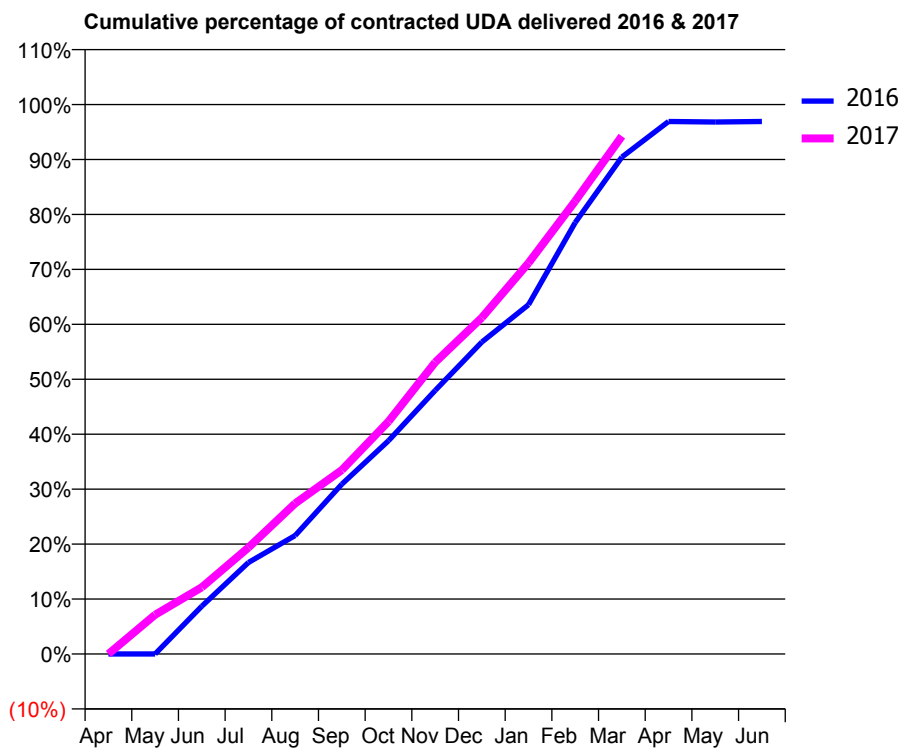
16/17 Contracted general activity (UDA)	18,674
Carry forward general activity (UDA)	459
16/17 Contracted orthodontic activity (UOA)	0
Carry forward orthodontic activity (UOA)	0
Baseline contract value	£429,675.97

ACCESS*

Patients seen in 24 months	Total	Change since previous quarter
Quarter ending March 2016	3,916	
Quarter ending June 2016	4,048	↑
Quarter ending September 2016	4,167	↑
Quarter ending December 2016	4,744	↑
Quarter ending March 2017	5,180	↑
Variance since March 2016	32.3%	↑



ACTIVITY



Month	Adjusted Scheduled Activity (UDA)	
	2016	2017
April	0	-2
May	0	1,334
June	1,287	2,266
July	2,468	3,617
August	3,193	5,117
September	4,576	6,252
October	5,746	7,901
November	7,103	9,914
December	8,409	11,429
January	9,415	13,291
February	11,628	15,392
March	13,394	17,599
April	14,352	
May	14,336	
June	14,350	

QUALITY

	Quantity	Base Number	Contract	LHB	Wales
% of FP17s for the same patient ID Re-attending within 3 months - Children	99	1,933	5.1%	8.0%	11.3%
% of FP17s for the same patient ID Re-attending within 3 months - Adults	793	6,395	12.4%	13.8%	16.7%
% of FP17s for the same patient ID Re-attending between 3 & 9 months - Children	1,249	1,933	64.6%	58.8%	58.0%
% of FP17s for the same patient ID Re-attending between 3 & 9 months - Adults	3,873	6,395	60.6%	53.2%	53.7%
% of FP17s for Band 1 Urgent Courses	521	7,938	6.6%	8.1%	9.0%
% of FP17s Relating to Free Repair or Replacements	95	7,938	1.2%	0.8%	0.7%
% of FP17s Relating to Continuations	7	7,938	0.1%	1.0%	0.9%
% of Patients satisfied with the dentistry they have received	31	34	91.2%	93.6%	93.9%
% of Patients satisfied with the time they had to wait for an appointment	32	34	94.1%	89.3%	88.4%

* This is based on patients treated on this contract for their most recent course of treatment. Figures in italics indicate the base number of FP17s or Patient Questionnaire responses are less than 100. N/A is shown where the base number of responses is less than 10 during the period. % is calculated as Quantity/Base number*100

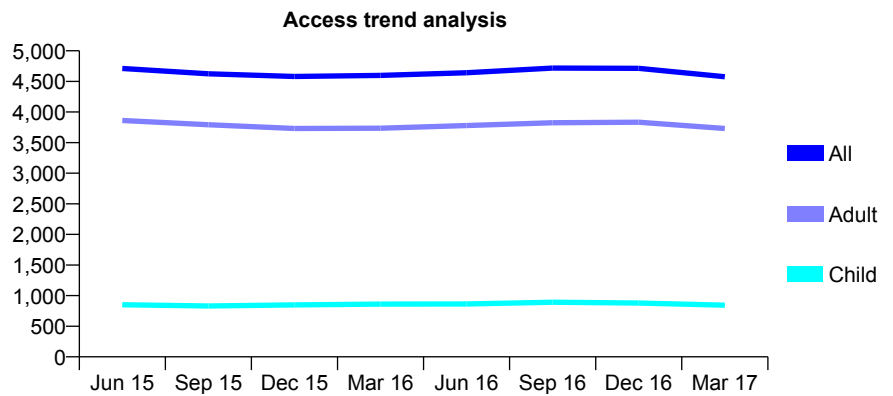
7A1 - Vital Signs At a Glance Contract Report for 624810/0001 - March 2017

Name or company name	MRS HJ WILBY
Contract type name	GDS Contract
Purpose of contract	General
Contract start date	01/04/2006
Contract end date	

16/17 Contracted general activity (UDA)	12,500
Carry forward general activity (UDA)	0
16/17 Contracted orthodontic activity (UOA)	0
Carry forward orthodontic activity (UOA)	0
Baseline contract value	£319,855.13

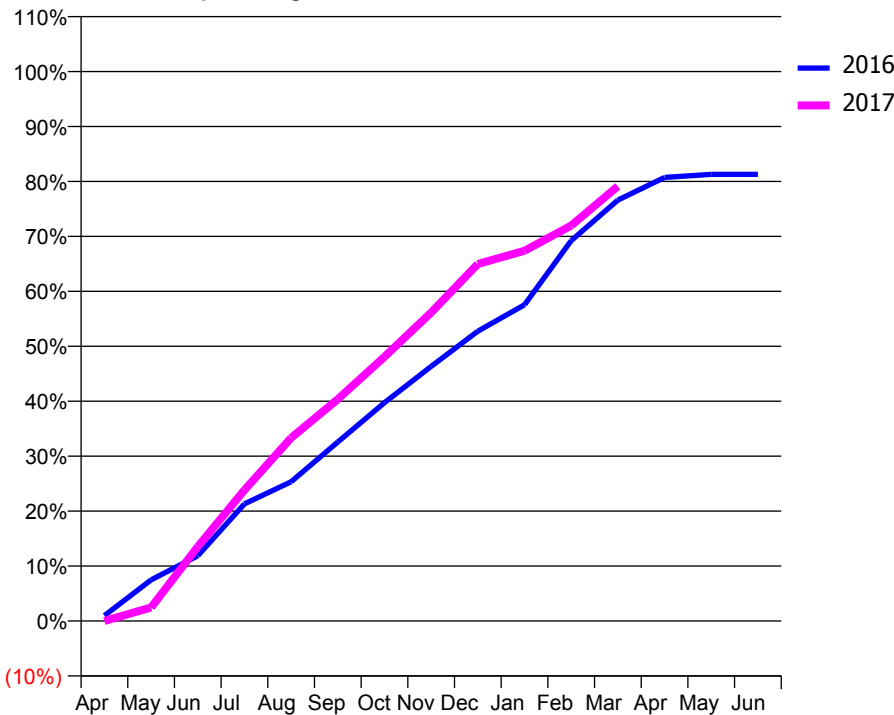
ACCESS*

Patients seen in 24 months	Total	Change since previous quarter
Quarter ending March 2016	4,597	
Quarter ending June 2016	4,641	→
Quarter ending September 2016	4,717	→
Quarter ending December 2016	4,714	→
Quarter ending March 2017	4,576	↓
Variance since March 2016	(0.5%)	→



ACTIVITY

Cumulative percentage of contracted UDA delivered 2016 & 2017



Month	Adjusted Scheduled Activity (UDA)	
	2016	2017
April	151	0
May	1,149	307
June	1,821	1,691
July	3,269	2,980
August	3,884	4,166
September	4,993	5,046
October	6,090	6,011
November	7,104	7,019
December	8,085	8,121
January	8,821	8,423
February	10,612	8,995
March	11,744	9,890
April	12,373	
May	12,460	
June	12,460	

QUALITY

	Quantity	Base Number	Contract	LHB	Wales
% of FP17s for the same patient ID Re-attending within 3 months - Children	44	878	5.0%	8.0%	11.3%
% of FP17s for the same patient ID Re-attending within 3 months - Adults	413	3,711	11.1%	13.8%	16.7%
% of FP17s for the same patient ID Re-attending between 3 & 9 months - Children	398	878	45.3%	58.8%	58.0%
% of FP17s for the same patient ID Re-attending between 3 & 9 months - Adults	1,365	3,711	36.8%	53.2%	53.7%
% of FP17s for Band 1 Urgent Courses	373	4,290	8.7%	8.1%	9.0%
% of FP17s Relating to Free Repair or Replacements	41	4,290	1.0%	0.8%	0.7%
% of FP17s Relating to Continuations	31	4,290	0.7%	1.0%	0.9%
% of Patients satisfied with the dentistry they have received	14	17	82.4%	93.6%	93.9%
% of Patients satisfied with the time they had to wait for an appointment	16	17	94.1%	89.3%	88.4%

* This is based on patients treated on this contract for their most recent course of treatment. Figures in italics indicate the base number of FP17s or Patient Questionnaire responses are less than 100. N/A is shown where the base number of responses is less than 10 during the period. % is calculated as Quantity/Base number*100

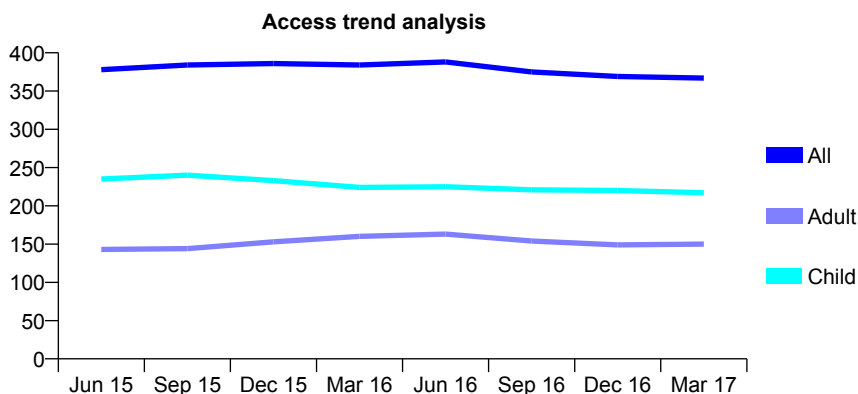
7A1 - Vital Signs At a Glance Contract Report for 635030/0001 - March 2017

Name or company name	MR BV OWEN
Contract type name	GDS Contract
Purpose of contract	General
Contract start date	01/04/2006
Contract end date	

16/17 Contracted general activity (UDA)	1,130
Carry forward general activity (UDA)	0
16/17 Contracted orthodontic activity (UOA)	0
Carry forward orthodontic activity (UOA)	0
Baseline contract value	£28,376.17

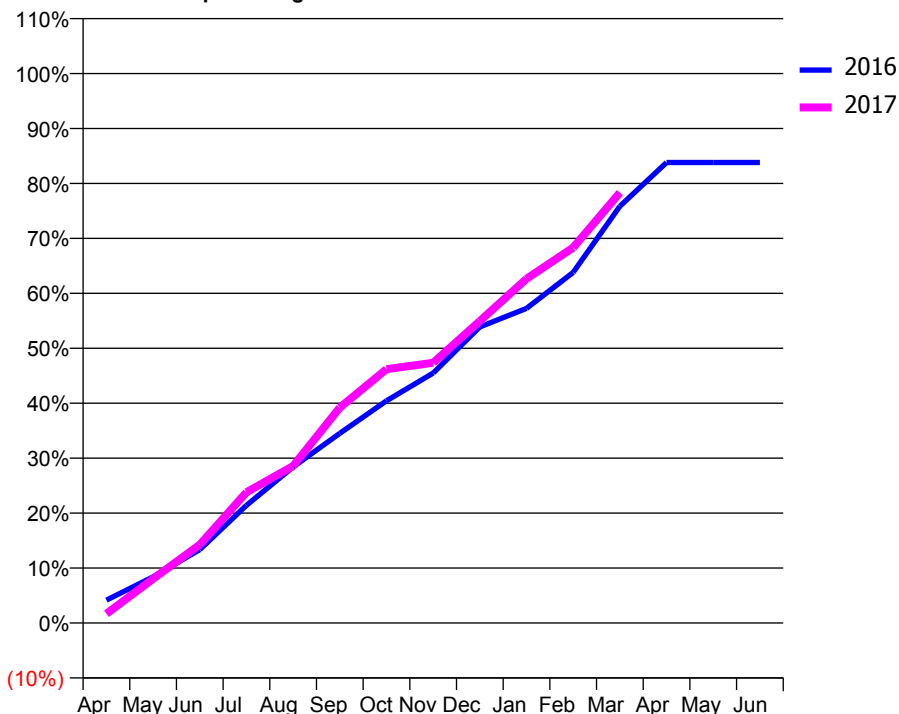
ACCESS*

Patients seen in 24 months	Total	Change since previous quarter
Quarter ending March 2016	384	
Quarter ending June 2016	388	→
Quarter ending September 2016	375	↓
Quarter ending December 2016	369	↓
Quarter ending March 2017	367	→
Variance since March 2016	(4.4%)	↓



ACTIVITY

Cumulative percentage of contracted UDA delivered 2016 & 2017



Month	Adjusted Scheduled Activity (UDA)	
	2016	2017
April	47	19
May	95	91
June	151	161
July	242	269
August	321	323
September	390	443
October	457	522
November	514	535
December	609	621
January	647	708
February	721	772
March	857	885
April	947	
May	947	
June	947	

QUALITY

	Quantity	Base Number	Contract	LHB	Wales
% of FP17s for the same patient ID Re-attending within 3 months - Children	32	391	8.2%	8.0%	11.3%
% of FP17s for the same patient ID Re-attending within 3 months - Adults	14	166	8.4%	13.8%	16.7%
% of FP17s for the same patient ID Re-attending between 3 & 9 months - Children	277	391	70.8%	58.8%	58.0%
% of FP17s for the same patient ID Re-attending between 3 & 9 months - Adults	106	166	63.9%	53.2%	53.7%
% of FP17s for Band 1 Urgent Courses	0	499	0.0%	8.1%	9.0%
% of FP17s Relating to Free Repair or Replacements	0	499	0.0%	0.8%	0.7%
% of FP17s Relating to Continuations	11	499	2.2%	1.0%	0.9%
% of Patients satisfied with the dentistry they have received	0	0	N/A	93.6%	93.9%
% of Patients satisfied with the time they had to wait for an appointment	0	0	N/A	89.3%	88.4%

* This is based on patients treated on this contract for their most recent course of treatment. Figures in italics indicate the base number of FP17s or Patient Questionnaire responses are less than 100. N/A is shown where the base number of responses is less than 10 during the period. % is calculated as Quantity/Base number*100

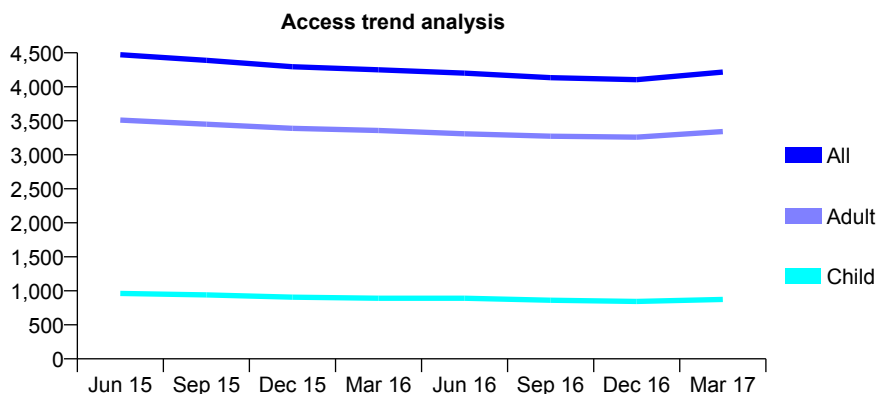
7A1 - Vital Signs At a Glance Contract Report for 639095/0001 - March 2017

Name or company name	MR MA HORTON
Contract type name	GDS Contract
Purpose of contract	General
Contract start date	01/04/2006
Contract end date	

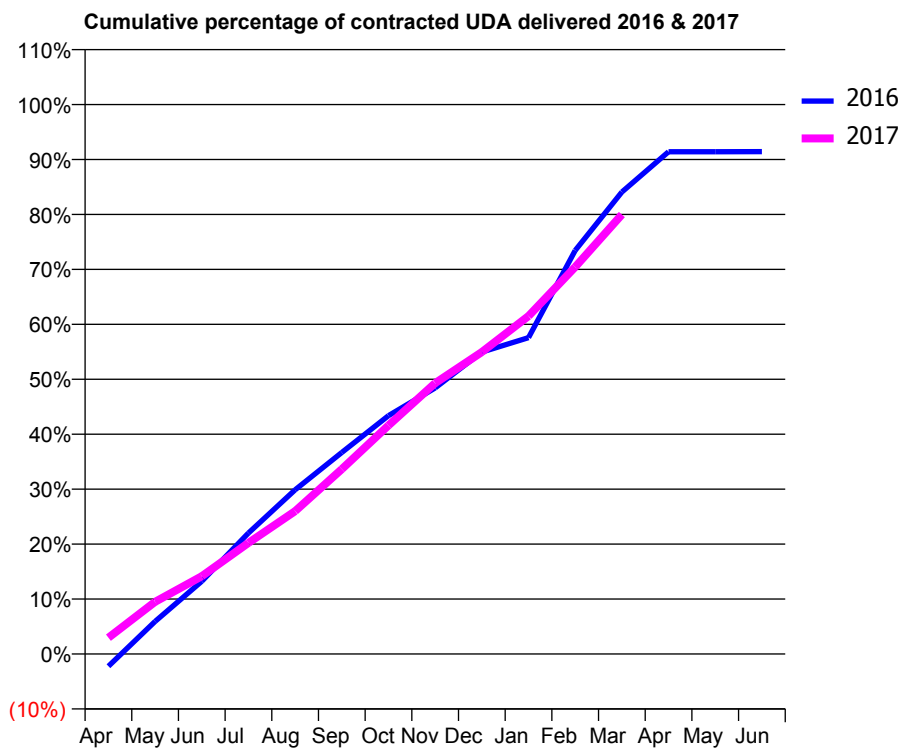
16/17 Contracted general activity (UDA)	14,832
Carry forward general activity (UDA)	0
16/17 Contracted orthodontic activity (UOA)	0
Carry forward orthodontic activity (UOA)	0
Baseline contract value	£417,908.35

ACCESS*

Patients seen in 24 months	Total	Change since previous quarter
Quarter ending March 2016	4,250	
Quarter ending June 2016	4,200	↓
Quarter ending September 2016	4,134	↓
Quarter ending December 2016	4,104	→
Quarter ending March 2017	4,216	↑
Variance since March 2016	(0.8%)	→



ACTIVITY



Month	Adjusted Scheduled Activity (UDA)	
	2016	2017
April	-332	441
May	881	1,410
June	1,962	2,101
July	3,266	2,999
August	4,432	3,857
September	5,440	4,991
October	6,432	6,170
November	7,182	7,311
December	8,149	8,149
January	8,541	9,121
February	10,892	10,447
March	12,469	11,860
April	13,558	
May	13,558	
June	13,561	

QUALITY

	Quantity	Base Number	Contract	LHB	Wales
% of FP17s for the same patient ID Re-attending within 3 months - Children	109	1,369	8.0%	8.0%	11.3%
% of FP17s for the same patient ID Re-attending within 3 months - Adults	794	5,253	15.1%	13.8%	16.7%
% of FP17s for the same patient ID Re-attending between 3 & 9 months - Children	838	1,369	61.2%	58.8%	58.0%
% of FP17s for the same patient ID Re-attending between 3 & 9 months - Adults	3,029	5,253	57.7%	53.2%	53.7%
% of FP17s for Band 1 Urgent Courses	450	6,224	7.2%	8.1%	9.0%
% of FP17s Relating to Free Repair or Replacements	106	6,224	1.7%	0.8%	0.7%
% of FP17s Relating to Continuations	67	6,224	1.1%	1.0%	0.9%
% of Patients satisfied with the dentistry they have received	31	36	86.1%	93.6%	93.9%
% of Patients satisfied with the time they had to wait for an appointment	30	36	83.3%	89.3%	88.4%

* This is based on patients treated on this contract for their most recent course of treatment. Figures in italics indicate the base number of FP17s or Patient Questionnaire responses are less than 100. N/A is shown where the base number of responses is less than 10 during the period. % is calculated as Quantity/Base number*100

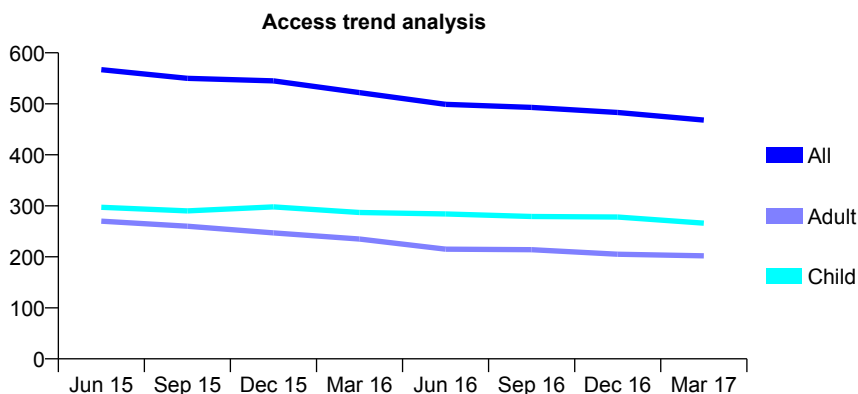
7A1 - Vital Signs At a Glance Contract Report for 641820/0001 - March 2017

Name or company name	MR AP WOOLLEY
Contract type name	GDS Contract
Purpose of contract	General
Contract start date	01/04/2006
Contract end date	

16/17 Contracted general activity (UDA)	1,300
Carry forward general activity (UDA)	21
16/17 Contracted orthodontic activity (UOA)	0
Carry forward orthodontic activity (UOA)	0
Baseline contract value	£31,487.26

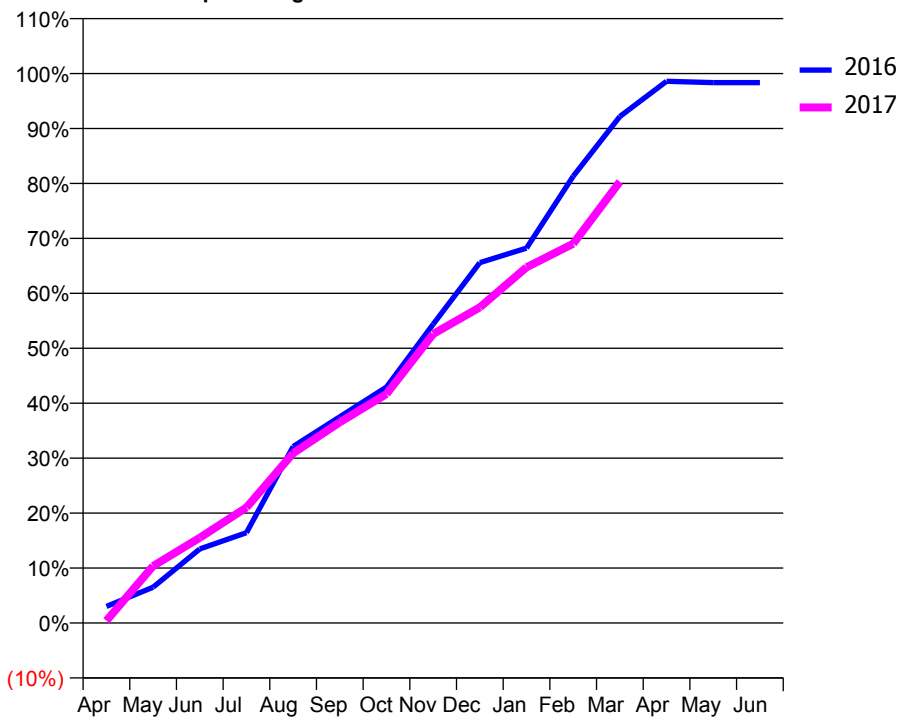
ACCESS*

Patients seen in 24 months	Total	Change since previous quarter
Quarter ending March 2016	522	
Quarter ending June 2016	499	↓
Quarter ending September 2016	493	↓
Quarter ending December 2016	483	↓
Quarter ending March 2017	468	↓
Variance since March 2016	(10.3%)	↓



ACTIVITY

Cumulative percentage of contracted UDA delivered 2016 & 2017



Month	Adjusted Scheduled Activity (UDA)	
	2016	2017
April	39	5
May	85	135
June	175	202
July	214	273
August	417	402
September	488	475
October	558	542
November	707	684
December	853	747
January	887	841
February	1,057	897
March	1,198	1,044
April	1,282	
May	1,279	
June	1,279	

QUALITY

	Quantity	Base Number	Contract	LHB	Wales
% of FP17s for the same patient ID Re-attending within 3 months - Children	33	420	7.9%	8.0%	11.3%
% of FP17s for the same patient ID Re-attending within 3 months - Adults	25	229	10.9%	13.8%	16.7%
% of FP17s for the same patient ID Re-attending between 3 & 9 months - Children	240	420	57.1%	58.8%	58.0%
% of FP17s for the same patient ID Re-attending between 3 & 9 months - Adults	147	229	64.2%	53.2%	53.7%
% of FP17s for Band 1 Urgent Courses	35	612	5.7%	8.1%	9.0%
% of FP17s Relating to Free Repair or Replacements	0	612	0.0%	0.8%	0.7%
% of FP17s Relating to Continuations	0	612	0.0%	1.0%	0.9%
% of Patients satisfied with the dentistry they have received	2	2	N/A	93.6%	93.9%
% of Patients satisfied with the time they had to wait for an appointment	1	2	N/A	89.3%	88.4%

* This is based on patients treated on this contract for their most recent course of treatment. Figures in italics indicate the base number of FP17s or Patient Questionnaire responses are less than 100. N/A is shown where the base number of responses is less than 10 during the period. % is calculated as Quantity/Base number*100

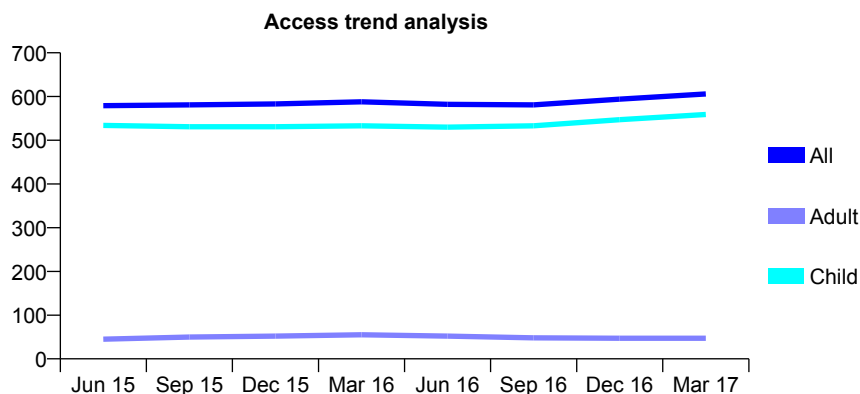
7A1 - Vital Signs At a Glance Contract Report for 678589/0001 - March 2017

Name or company name	MR FQ HEWITT
Contract type name	GDS Contract
Purpose of contract	General
Contract start date	01/04/2009
Contract end date	

16/17 Contracted general activity (UDA)	1,129
Carry forward general activity (UDA)	-4
16/17 Contracted orthodontic activity (UOA)	0
Carry forward orthodontic activity (UOA)	0
Baseline contract value	£26,934.86

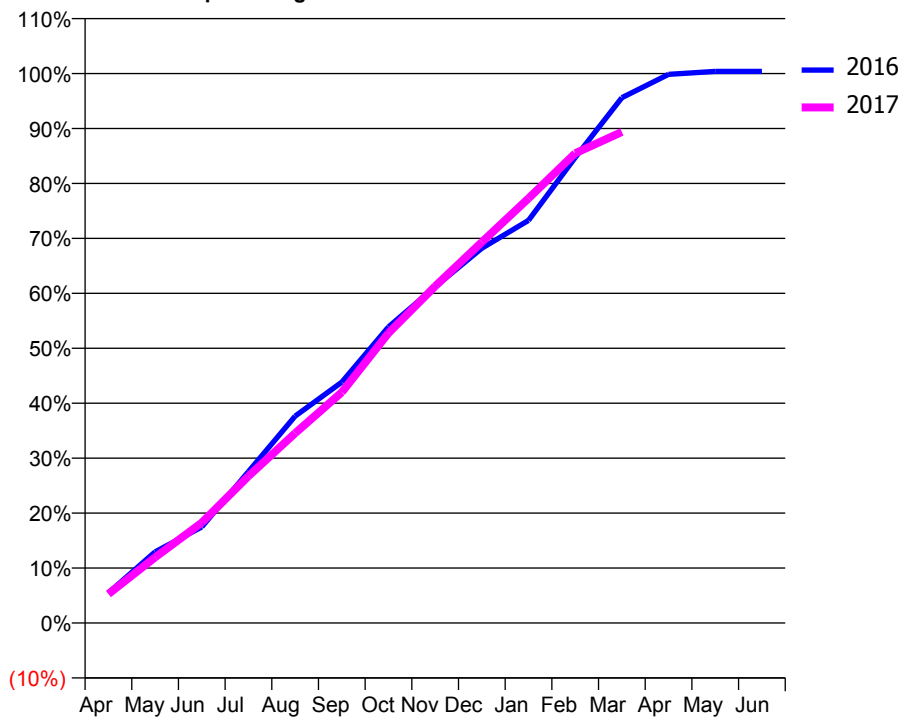
ACCESS*

Patients seen in 24 months	Total	Change since previous quarter
Quarter ending March 2016	588	
Quarter ending June 2016	582	↓
Quarter ending September 2016	581	→
Quarter ending December 2016	594	↑
Quarter ending March 2017	606	↑
Variance since March 2016	3.1%	↑



ACTIVITY

Cumulative percentage of contracted UDA delivered 2016 & 2017



Month	Adjusted Scheduled Activity (UDA)	
	2016	2017
April	62	60
May	146	135
June	197	206
July	311	302
August	425	390
September	495	474
October	608	596
November	691	692
December	770	783
January	827	872
February	956	965
March	1,079	1,009
April	1,127	
May	1,133	
June	1,133	

QUALITY

	Quantity	Base Number	Contract	LHB	Wales
% of FP17s for the same patient ID Re-attending within 3 months - Children	67	772	8.7%	8.0%	11.3%
% of FP17s for the same patient ID Re-attending within 3 months - Adults	2	21	9.5%	13.8%	16.7%
% of FP17s for the same patient ID Re-attending between 3 & 9 months - Children	441	772	57.1%	58.8%	58.0%
% of FP17s for the same patient ID Re-attending between 3 & 9 months - Adults	11	21	52.4%	53.2%	53.7%
% of FP17s for Band 1 Urgent Courses	40	759	5.3%	8.1%	9.0%
% of FP17s Relating to Free Repair or Replacements	0	759	0.0%	0.8%	0.7%
% of FP17s Relating to Continuations	8	759	1.1%	1.0%	0.9%
% of Patients satisfied with the dentistry they have received	1	1	N/A	93.6%	93.9%
% of Patients satisfied with the time they had to wait for an appointment	1	1	N/A	89.3%	88.4%

* This is based on patients treated on this contract for their most recent course of treatment. Figures in italics indicate the base number of FP17s or Patient Questionnaire responses are less than 100. N/A is shown where the base number of responses is less than 10 during the period. % is calculated as Quantity/Base number*100

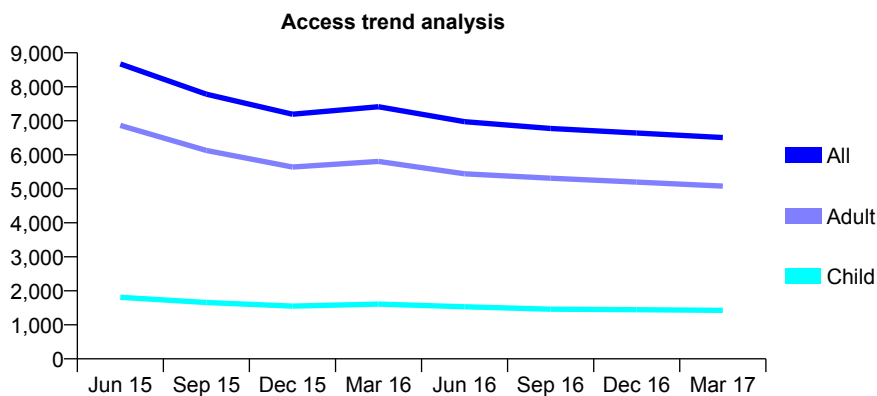
7A1 - Vital Signs At a Glance Contract Report for 682365/0001 - March 2017

Name or company name	MR QM JAFFRI
Contract type name	GDS Contract
Purpose of contract	General
Contract start date	01/04/2006
Contract end date	

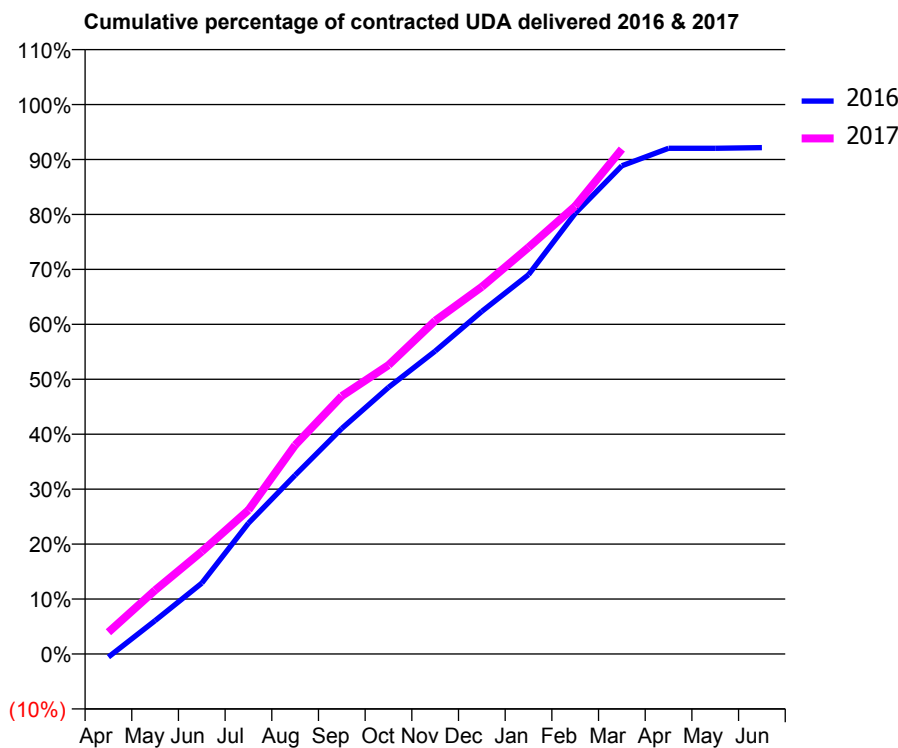
16/17 Contracted general activity (UDA)	18,931
Carry forward general activity (UDA)	0
16/17 Contracted orthodontic activity (UOA)	0
Carry forward orthodontic activity (UOA)	0
Baseline contract value	£446,201.70

ACCESS*

Patients seen in 24 months	Total	Change since previous quarter
Quarter ending March 2016	7,415	
Quarter ending June 2016	6,973	↓
Quarter ending September 2016	6,775	↓
Quarter ending December 2016	6,643	↓
Quarter ending March 2017	6,506	↓
Variance since March 2016	(12.3%)	↓



ACTIVITY



Month	Adjusted Scheduled Activity (UDA)	
	2016	2017
April	-106	752
May	1,149	2,200
June	2,442	3,532
July	4,508	4,960
August	6,162	7,198
September	7,771	8,887
October	9,184	9,951
November	10,436	11,481
December	11,805	12,648
January	13,068	14,008
February	15,179	15,429
March	16,822	17,397
April	17,424	
May	17,422	
June	17,444	

QUALITY

	Quantity	Base Number	Contract	LHB	Wales
% of FP17s for the same patient ID Re-attending within 3 months - Children	119	2,006	5.9%	8.0%	11.3%
% of FP17s for the same patient ID Re-attending within 3 months - Adults	1,087	7,364	14.8%	13.8%	16.7%
% of FP17s for the same patient ID Re-attending between 3 & 9 months - Children	1,279	2,006	63.8%	58.8%	58.0%
% of FP17s for the same patient ID Re-attending between 3 & 9 months - Adults	4,475	7,364	60.8%	53.2%	53.7%
% of FP17s for Band 1 Urgent Courses	799	9,035	8.8%	8.1%	9.0%
% of FP17s Relating to Free Repair or Replacements	117	9,035	1.3%	0.8%	0.7%
% of FP17s Relating to Continuations	81	9,035	0.9%	1.0%	0.9%
% of Patients satisfied with the dentistry they have received	9	10	90.0%	93.6%	93.9%
% of Patients satisfied with the time they had to wait for an appointment	8	10	80.0%	89.3%	88.4%

* This is based on patients treated on this contract for their most recent course of treatment. Figures in italics indicate the base number of FP17s or Patient Questionnaire responses are less than 100. N/A is shown where the base number of responses is less than 10 during the period. % is calculated as Quantity/Base number*100

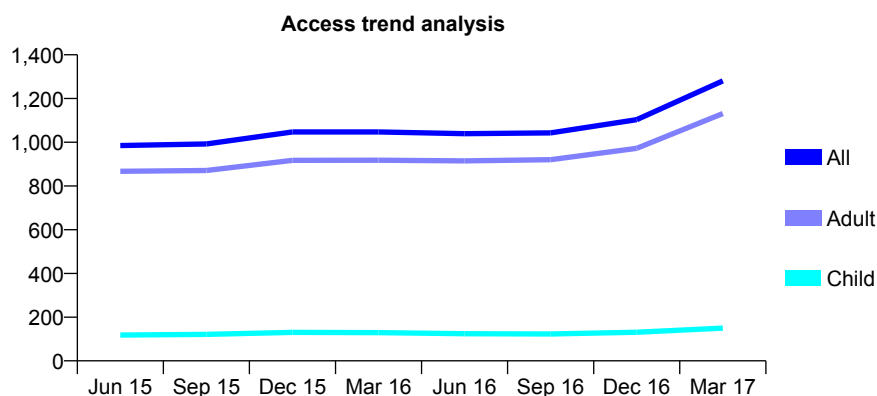
7A1 - Vital Signs At a Glance Contract Report for 682365/0006 - March 2017

Name or company name	MR QM JAFFRI
Contract type name	GDS Contract
Purpose of contract	General
Contract start date	01/01/2010
Contract end date	

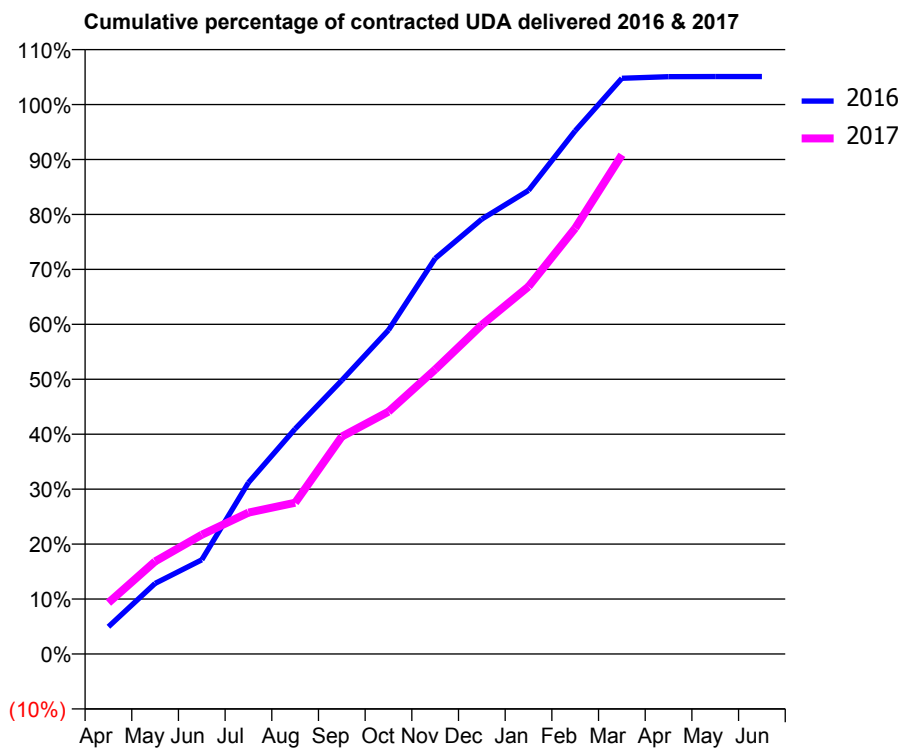
16/17 Contracted general activity (UDA)	5,318
Carry forward general activity (UDA)	-191
16/17 Contracted orthodontic activity (UOA)	0
Carry forward orthodontic activity (UOA)	0
Baseline contract value	£136,715.22

ACCESS*

Patients seen in 24 months	Total	Change since previous quarter
Quarter ending March 2016	1,047	
Quarter ending June 2016	1,039	→
Quarter ending September 2016	1,043	→
Quarter ending December 2016	1,103	↑
Quarter ending March 2017	1,281	↑
Variance since March 2016	22.3%	↑



ACTIVITY



Month	Adjusted Scheduled Activity (UDA)	
	2016	2017
April	189	496
May	491	896
June	655	1,155
July	1,191	1,368
August	1,565	1,465
September	1,902	2,104
October	2,251	2,345
November	2,748	2,753
December	3,022	3,186
January	3,221	3,556
February	3,636	4,121
March	4,000	4,831
April	4,011	
May	4,012	
June	4,012	

QUALITY

	Quantity	Base Number	Contract	LHB	Wales
% of FP17s for the same patient ID Re-attending within 3 months - Children	10	229	4.4%	8.0%	11.3%
% of FP17s for the same patient ID Re-attending within 3 months - Adults	281	1,872	15.0%	13.8%	16.7%
% of FP17s for the same patient ID Re-attending between 3 & 9 months - Children	139	229	60.7%	58.8%	58.0%
% of FP17s for the same patient ID Re-attending between 3 & 9 months - Adults	1,073	1,872	57.3%	53.2%	53.7%
% of FP17s for Band 1 Urgent Courses	130	2,089	6.2%	8.1%	9.0%
% of FP17s Relating to Free Repair or Replacements	31	2,089	1.5%	0.8%	0.7%
% of FP17s Relating to Continuations	39	2,089	1.9%	1.0%	0.9%
% of Patients satisfied with the dentistry they have received	8	8	N/A	93.6%	93.9%
% of Patients satisfied with the time they had to wait for an appointment	6	8	N/A	89.3%	88.4%

* This is based on patients treated on this contract for their most recent course of treatment. Figures in italics indicate the base number of FP17s or Patient Questionnaire responses are less than 100. N/A is shown where the base number of responses is less than 10 during the period. % is calculated as Quantity/Base number*100

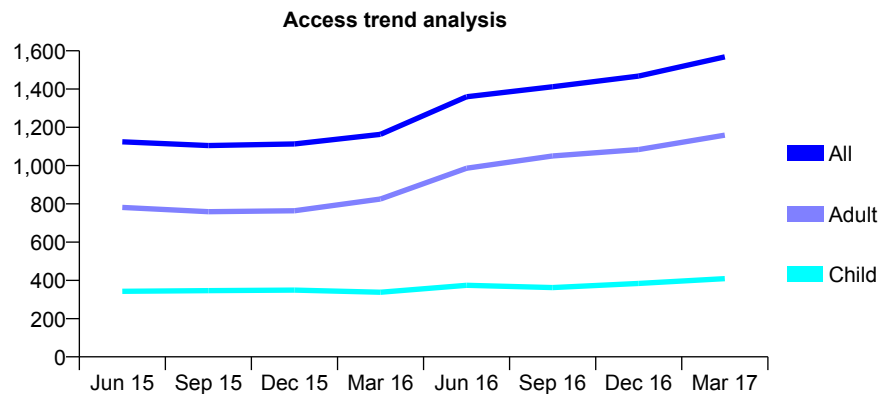
7A1 - Vital Signs At a Glance Contract Report for 682365/0008 - March 2017

Name or company name	MR QM JAFFRI
Contract type name	GDS Contract
Purpose of contract	General
Contract start date	01/07/2010
Contract end date	

16/17 Contracted general activity (UDA)	5,521
Carry forward general activity (UDA)	0
16/17 Contracted orthodontic activity (UOA)	0
Carry forward orthodontic activity (UOA)	0
Baseline contract value	£135,124.97

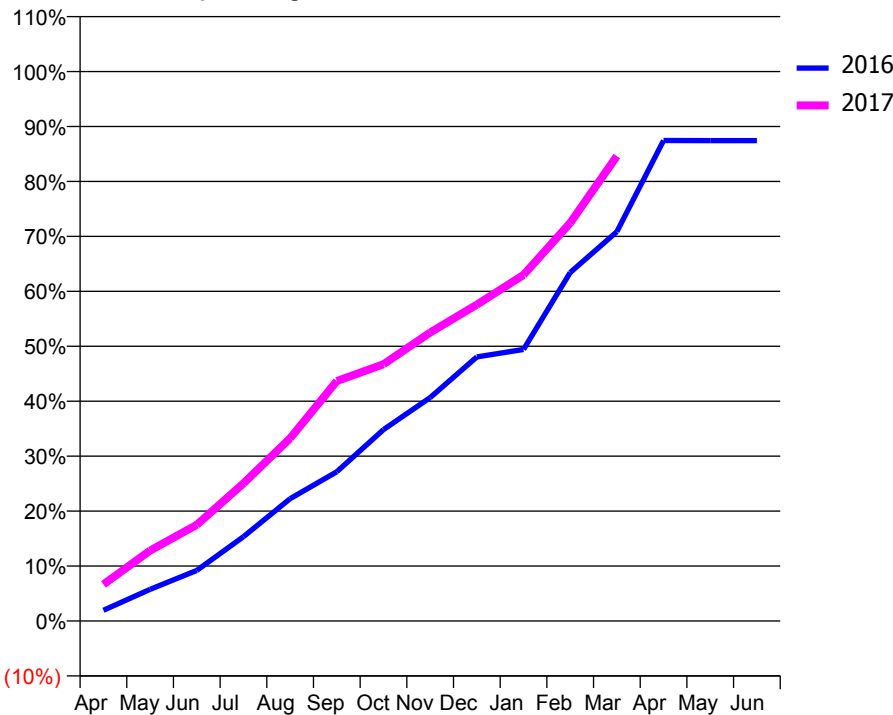
ACCESS*

Patients seen in 24 months	Total	Change since previous quarter
Quarter ending March 2016	1,163	
Quarter ending June 2016	1,360	↑
Quarter ending September 2016	1,412	↑
Quarter ending December 2016	1,468	↑
Quarter ending March 2017	1,568	↑
Variance since March 2016	34.8%	↑



ACTIVITY

Cumulative percentage of contracted UDA delivered 2016 & 2017



Month	Adjusted Scheduled Activity (UDA)	
	2016	2017
April	79	368
May	231	708
June	370	966
July	618	1,383
August	895	1,836
September	1,092	2,411
October	1,401	2,580
November	1,635	2,899
December	1,932	3,179
January	1,987	3,477
February	2,550	4,000
March	2,848	4,671
April	3,516	
May	3,515	
June	3,515	

QUALITY

	Quantity	Base Number	Contract	LHB	Wales
% of FP17s for the same patient ID Re-attending within 3 months - Children	47	530	8.9%	8.0%	11.3%
% of FP17s for the same patient ID Re-attending within 3 months - Adults	242	1,515	16.0%	13.8%	16.7%
% of FP17s for the same patient ID Re-attending between 3 & 9 months - Children	244	530	46.0%	58.8%	58.0%
% of FP17s for the same patient ID Re-attending between 3 & 9 months - Adults	522	1,515	34.5%	53.2%	53.7%
% of FP17s for Band 1 Urgent Courses	173	1,821	9.5%	8.1%	9.0%
% of FP17s Relating to Free Repair or Replacements	11	1,821	0.6%	0.8%	0.7%
% of FP17s Relating to Continuations	34	1,821	1.9%	1.0%	0.9%
% of Patients satisfied with the dentistry they have received	3	6	N/A	93.6%	93.9%
% of Patients satisfied with the time they had to wait for an appointment	5	6	N/A	89.3%	88.4%

* This is based on patients treated on this contract for their most recent course of treatment. Figures in italics indicate the base number of FP17s or Patient Questionnaire responses are less than 100. N/A is shown where the base number of responses is less than 10 during the period. % is calculated as Quantity/Base number*100

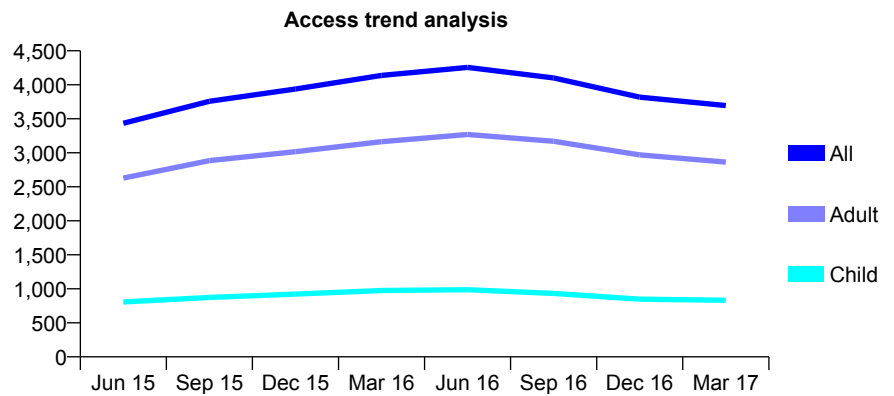
7A1 - Vital Signs At a Glance Contract Report for 682365/0011 - March 2017

Name or company name	MR QM JAFFRI
Contract type name	GDS Contract
Purpose of contract	General
Contract start date	01/10/2014
Contract end date	

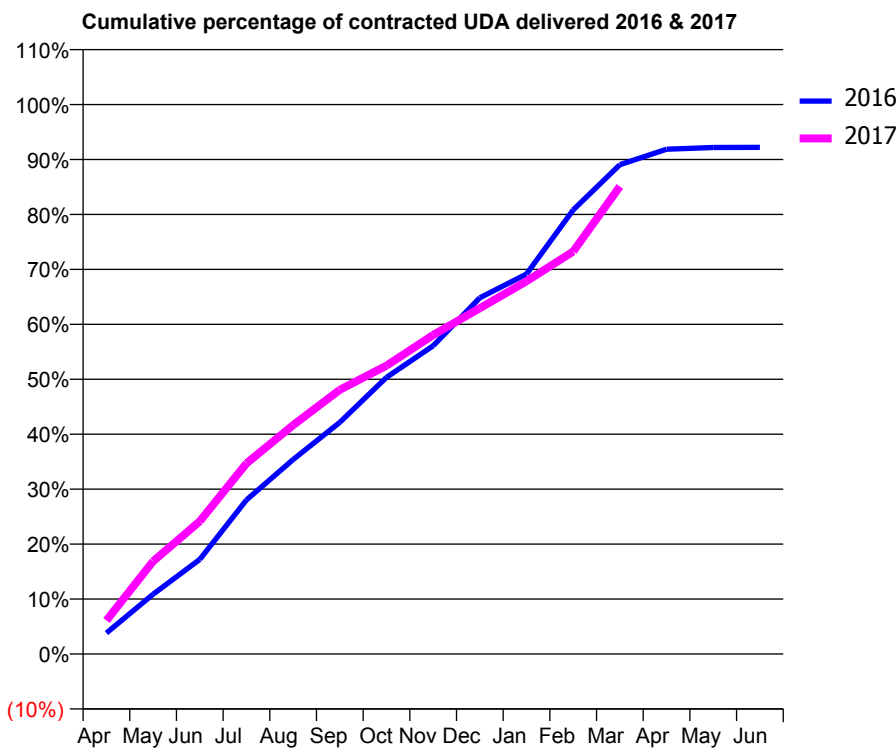
16/17 Contracted general activity (UDA)	10,518
Carry forward general activity (UDA)	0
16/17 Contracted orthodontic activity (UOA)	0
Carry forward orthodontic activity (UOA)	0
Baseline contract value	£247,907.68

ACCESS*

Patients seen in 24 months	Total	Change since previous quarter
Quarter ending March 2016	4,138	
Quarter ending June 2016	4,256	↑
Quarter ending September 2016	4,101	↓
Quarter ending December 2016	3,818	↓
Quarter ending March 2017	3,696	↓
Variance since March 2016	(10.7%)	↓



ACTIVITY



Month	Adjusted Scheduled Activity (UDA)	
	2016	2017
April	516	642
May	1,472	1,776
June	2,329	2,541
July	3,789	3,649
August	4,785	4,381
September	5,701	5,057
October	6,805	5,519
November	7,582	6,108
December	8,764	6,621
January	9,346	7,135
February	10,924	7,704
March	12,036	8,950
April	12,418	
May	12,460	
June	12,464	

QUALITY

	Quantity	Base Number	Contract	LHB	Wales
% of FP17s for the same patient ID Re-attending within 3 months - Children	115	1,255	9.2%	8.0%	11.3%
% of FP17s for the same patient ID Re-attending within 3 months - Adults	797	4,525	17.6%	13.8%	16.7%
% of FP17s for the same patient ID Re-attending between 3 & 9 months - Children	799	1,255	63.7%	58.8%	58.0%
% of FP17s for the same patient ID Re-attending between 3 & 9 months - Adults	2,767	4,525	61.1%	53.2%	53.7%
% of FP17s for Band 1 Urgent Courses	511	5,495	9.3%	8.1%	9.0%
% of FP17s Relating to Free Repair or Replacements	48	5,495	0.9%	0.8%	0.7%
% of FP17s Relating to Continuations	32	5,495	0.6%	1.0%	0.9%
% of Patients satisfied with the dentistry they have received	9	11	81.8%	93.6%	93.9%
% of Patients satisfied with the time they had to wait for an appointment	9	11	81.8%	89.3%	88.4%

* This is based on patients treated on this contract for their most recent course of treatment. Figures in italics indicate the base number of FP17s or Patient Questionnaire responses are less than 100. N/A is shown where the base number of responses is less than 10 during the period. % is calculated as Quantity/Base number*100

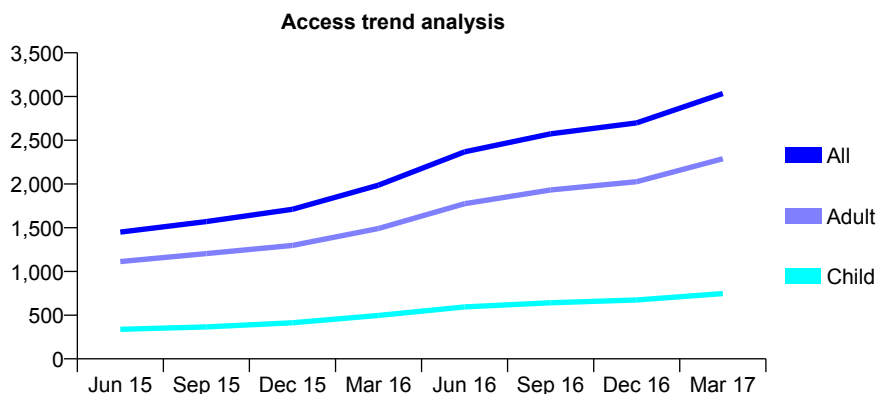
7A1 - Vital Signs At a Glance Contract Report for 682365/0012 - March 2017

Name or company name	MR QM JAFFRI
Contract type name	GDS Contract
Purpose of contract	General
Contract start date	01/10/2014
Contract end date	

16/17 Contracted general activity (UDA)	9,628
Carry forward general activity (UDA)	0
16/17 Contracted orthodontic activity (UOA)	0
Carry forward orthodontic activity (UOA)	0
Baseline contract value	£224,071.62

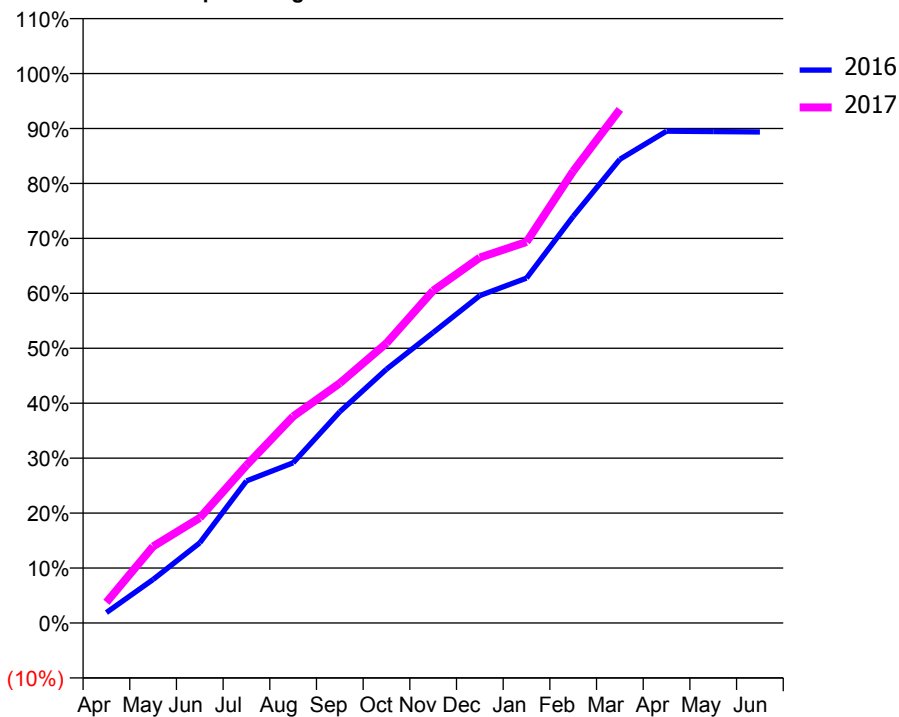
ACCESS*

Patients seen in 24 months	Total	Change since previous quarter
Quarter ending March 2016	1,986	
Quarter ending June 2016	2,368	↑
Quarter ending September 2016	2,573	↑
Quarter ending December 2016	2,699	↑
Quarter ending March 2017	3,034	↑
Variance since March 2016	52.8%	↑



ACTIVITY

Cumulative percentage of contracted UDA delivered 2016 & 2017



Month	Adjusted Scheduled Activity (UDA)	
	2016	2017
April	140	364
May	584	1,342
June	1,075	1,843
July	1,904	2,763
August	2,146	3,620
September	2,830	4,203
October	3,401	4,903
November	3,892	5,824
December	4,387	6,403
January	4,621	6,677
February	5,448	7,917
March	6,212	8,999
April	6,590	
May	6,584	
June	6,580	

QUALITY

	Quantity	Base Number	Contract	LHB	Wales
% of FP17s for the same patient ID Re-attending within 3 months - Children	18	964	1.9%	8.0%	11.3%
% of FP17s for the same patient ID Re-attending within 3 months - Adults	154	3,015	5.1%	13.8%	16.7%
% of FP17s for the same patient ID Re-attending between 3 & 9 months - Children	459	964	47.6%	58.8%	58.0%
% of FP17s for the same patient ID Re-attending between 3 & 9 months - Adults	1,573	3,015	52.2%	53.2%	53.7%
% of FP17s for Band 1 Urgent Courses	155	3,828	4.0%	8.1%	9.0%
% of FP17s Relating to Free Repair or Replacements	15	3,828	0.4%	0.8%	0.7%
% of FP17s Relating to Continuations	8	3,828	0.2%	1.0%	0.9%
% of Patients satisfied with the dentistry they have received	8	9	N/A	93.6%	93.9%
% of Patients satisfied with the time they had to wait for an appointment	8	9	N/A	89.3%	88.4%

* This is based on patients treated on this contract for their most recent course of treatment. Figures in italics indicate the base number of FP17s or Patient Questionnaire responses are less than 100. N/A is shown where the base number of responses is less than 10 during the period. % is calculated as Quantity/Base number*100

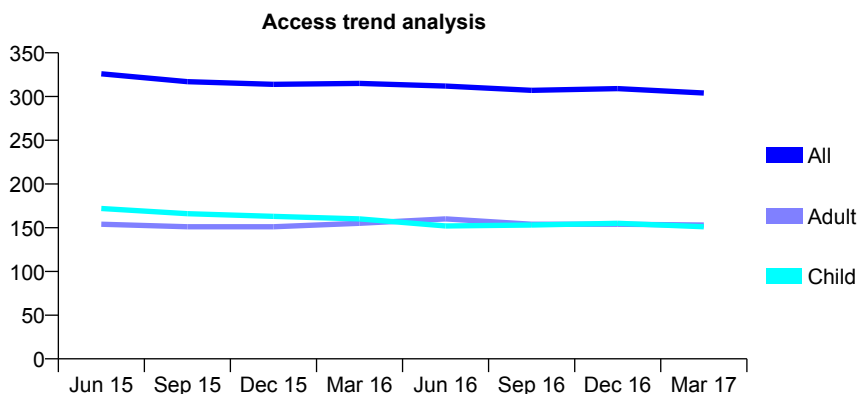
7A1 - Vital Signs At a Glance Contract Report for 725714/0001 - March 2017

Name or company name	MRS EM COWARD
Contract type name	GDS Contract
Purpose of contract	General
Contract start date	01/04/2006
Contract end date	

16/17 Contracted general activity (UDA)	750
Carry forward general activity (UDA)	9
16/17 Contracted orthodontic activity (UOA)	0
Carry forward orthodontic activity (UOA)	0
Baseline contract value	£15,959.89

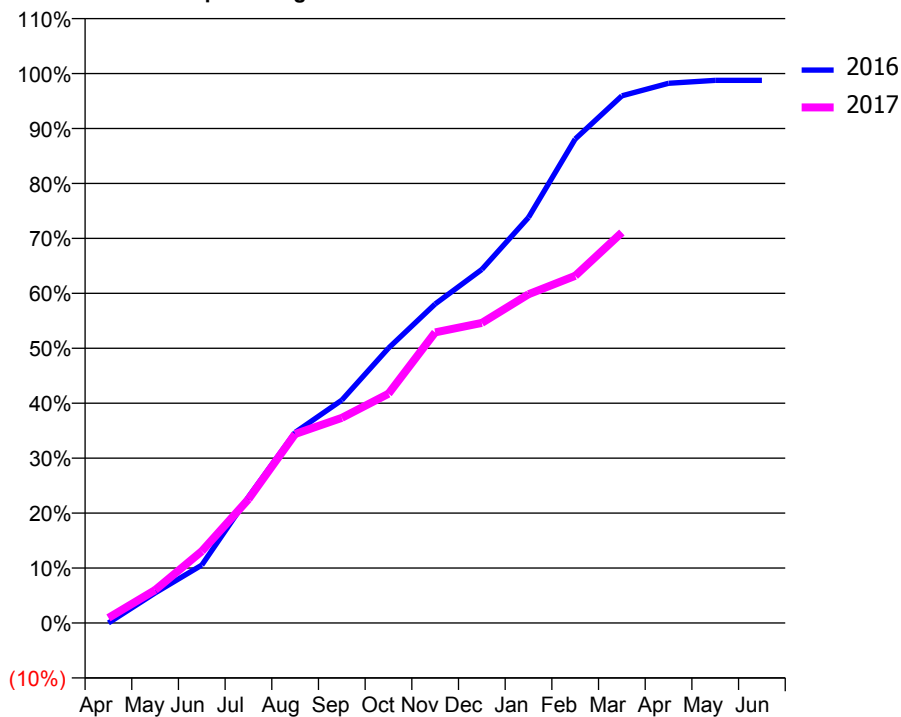
ACCESS*

Patients seen in 24 months	Total	Change since previous quarter
Quarter ending March 2016	315	
Quarter ending June 2016	312	→
Quarter ending September 2016	307	↓
Quarter ending December 2016	309	→
Quarter ending March 2017	304	↓
Variance since March 2016	(3.5%)	↓



ACTIVITY

Cumulative percentage of contracted UDA delivered 2016 & 2017



Month	Adjusted Scheduled Activity (UDA)	
	2016	2017
April	0	7
May	41	45
June	79	98
July	172	169
August	260	258
September	304	280
October	375	313
November	435	397
December	483	410
January	554	449
February	661	474
March	720	533
April	737	
May	741	
June	741	

QUALITY

	Quantity	Base Number	Contract	LHB	Wales
% of FP17s for the same patient ID Re-attending within 3 months - Children	6	223	2.7%	8.0%	11.3%
% of FP17s for the same patient ID Re-attending within 3 months - Adults	8	139	5.8%	13.8%	16.7%
% of FP17s for the same patient ID Re-attending between 3 & 9 months - Children	143	223	64.1%	58.8%	58.0%
% of FP17s for the same patient ID Re-attending between 3 & 9 months - Adults	67	139	48.2%	53.2%	53.7%
% of FP17s for Band 1 Urgent Courses	5	343	1.5%	8.1%	9.0%
% of FP17s Relating to Free Repair or Replacements	0	343	0.0%	0.8%	0.7%
% of FP17s Relating to Continuations	3	343	0.9%	1.0%	0.9%
% of Patients satisfied with the dentistry they have received	0	0	N/A	93.6%	93.9%
% of Patients satisfied with the time they had to wait for an appointment	0	0	N/A	89.3%	88.4%

* This is based on patients treated on this contract for their most recent course of treatment. Figures in italics indicate the base number of FP17s or Patient Questionnaire responses are less than 100. N/A is shown where the base number of responses is less than 10 during the period. % is calculated as Quantity/Base number*100

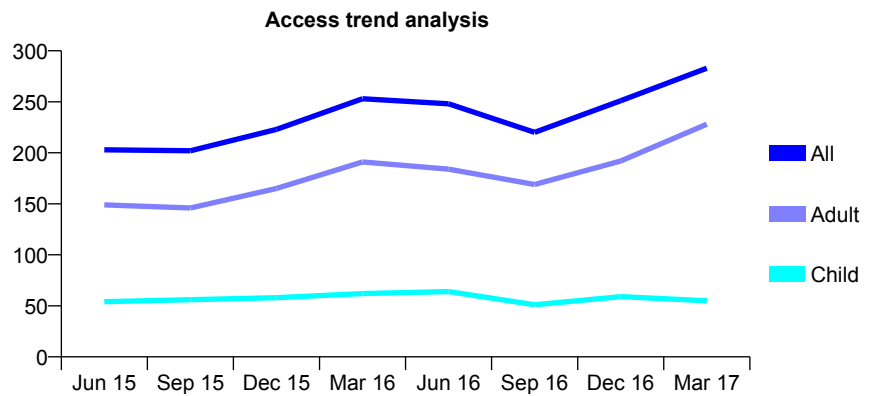
7A1 - Vital Signs At a Glance Contract Report for 732419/0001 - March 2017

Name or company name	MISS AH LANE
Contract type name	GDS Contract
Purpose of contract	General
Contract start date	01/04/2006
Contract end date	

16/17 Contracted general activity (UDA)	2,232
Carry forward general activity (UDA)	-37
16/17 Contracted orthodontic activity (UOA)	0
Carry forward orthodontic activity (UOA)	0
Baseline contract value	£62,747.19

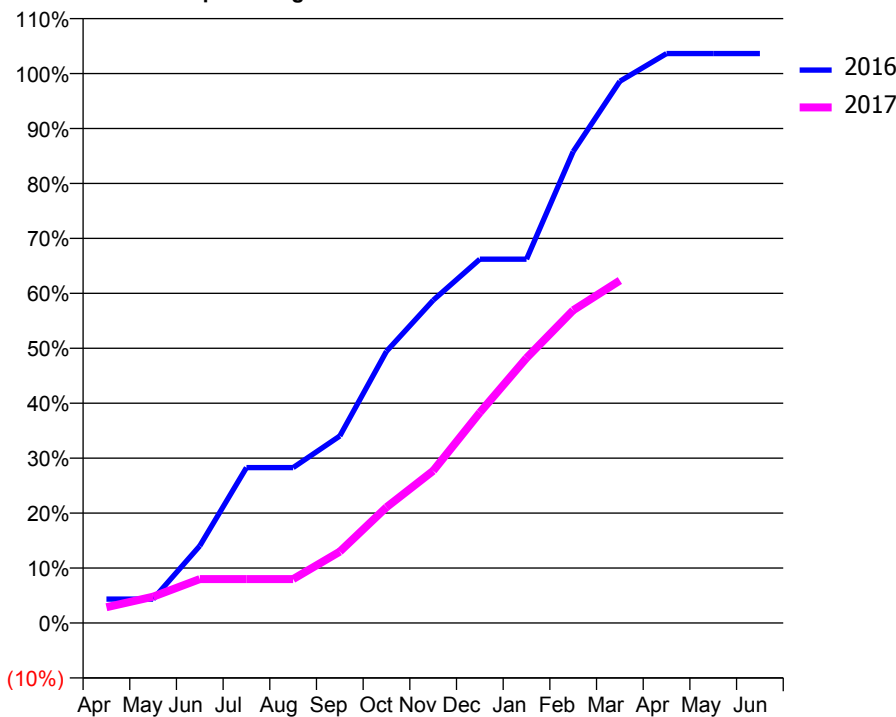
ACCESS*

Patients seen in 24 months	Total	Change since previous quarter
Quarter ending March 2016	253	
Quarter ending June 2016	248	↓
Quarter ending September 2016	220	↓
Quarter ending December 2016	251	↑
Quarter ending March 2017	283	↑
Variance since March 2016	11.9%	↑



ACTIVITY

Cumulative percentage of contracted UDA delivered 2016 & 2017



Month	Adjusted Scheduled Activity (UDA)	
	2016	2017
April	45	64
May	45	107
June	145	178
July	292	178
August	292	178
September	351	290
October	510	470
November	606	618
December	683	855
January	683	1,076
February	885	1,271
March	1,017	1,391
April	1,069	
May	1,069	
June	1,069	

QUALITY

	Quantity	Base Number	Contract	LHB	Wales
% of FP17s for the same patient ID Re-attending within 3 months - Children	0	55	0.0%	8.0%	11.3%
% of FP17s for the same patient ID Re-attending within 3 months - Adults	11	250	4.4%	13.8%	16.7%
% of FP17s for the same patient ID Re-attending between 3 & 9 months - Children	15	55	27.3%	58.8%	58.0%
% of FP17s for the same patient ID Re-attending between 3 & 9 months - Adults	115	250	46.0%	53.2%	53.7%
% of FP17s for Band 1 Urgent Courses	5	292	1.7%	8.1%	9.0%
% of FP17s Relating to Free Repair or Replacements	0	292	0.0%	0.8%	0.7%
% of FP17s Relating to Continuations	0	292	0.0%	1.0%	0.9%
% of Patients satisfied with the dentistry they have received	0	0	N/A	93.6%	93.9%
% of Patients satisfied with the time they had to wait for an appointment	0	0	N/A	89.3%	88.4%

* This is based on patients treated on this contract for their most recent course of treatment. Figures in italics indicate the base number of FP17s or Patient Questionnaire responses are less than 100. N/A is shown where the base number of responses is less than 10 during the period. % is calculated as Quantity/Base number*100

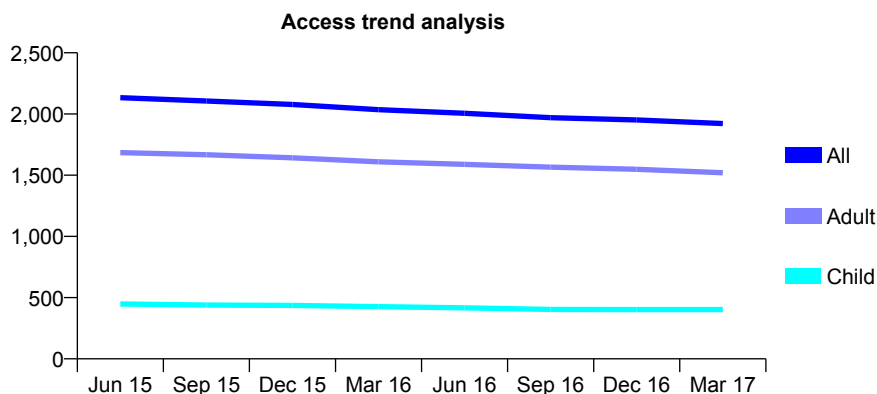
7A1 - Vital Signs At a Glance Contract Report for 782092/0001 - March 2017

Name or company name	MR F FARSAIKIYA
Contract type name	GDS Contract
Purpose of contract	General
Contract start date	01/04/2006
Contract end date	

16/17 Contracted general activity (UDA)	6,202
Carry forward general activity (UDA)	0
16/17 Contracted orthodontic activity (UOA)	0
Carry forward orthodontic activity (UOA)	0
Baseline contract value	£146,495.64

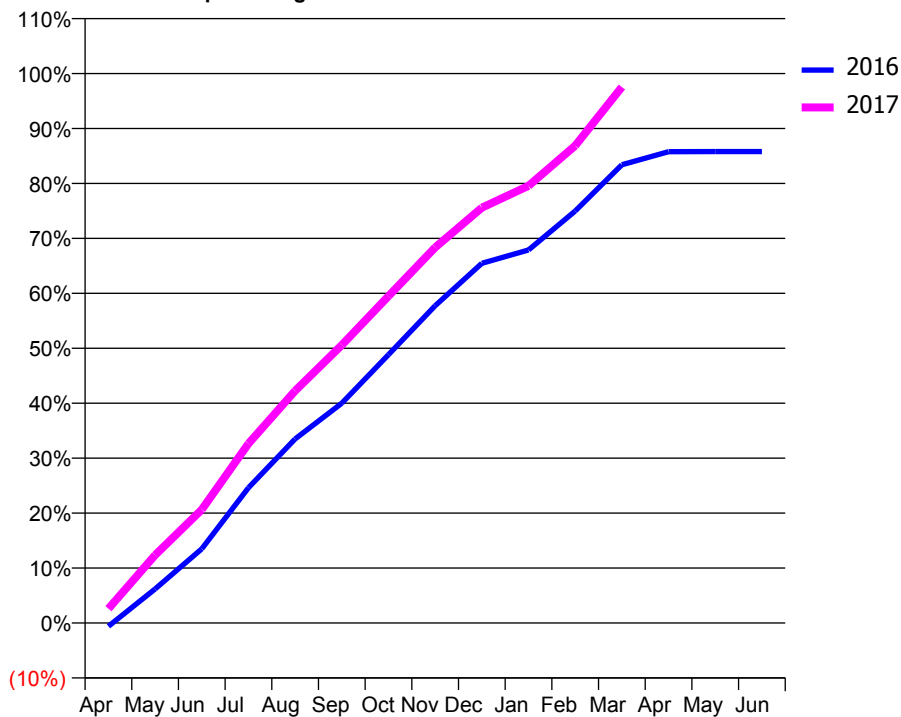
ACCESS*

Patients seen in 24 months	Total	Change since previous quarter
Quarter ending March 2016	2,035	
Quarter ending June 2016	2,006	↓
Quarter ending September 2016	1,970	↓
Quarter ending December 2016	1,951	→
Quarter ending March 2017	1,922	↓
Variance since March 2016	(5.6%)	↓



ACTIVITY

Cumulative percentage of contracted UDA delivered 2016 & 2017



Month	Adjusted Scheduled Activity (UDA)	
	2016	2017
April	-40	162
May	409	767
June	891	1,280
July	1,625	2,025
August	2,211	2,622
September	2,641	3,137
October	3,223	3,690
November	3,811	4,239
December	4,321	4,687
January	4,481	4,934
February	4,948	5,388
March	5,504	6,050
April	5,662	
May	5,663	
June	5,663	

QUALITY

	Quantity	Base Number	Contract	LHB	Wales
% of FP17s for the same patient ID Re-attending within 3 months - Children	19	667	2.8%	8.0%	11.3%
% of FP17s for the same patient ID Re-attending within 3 months - Adults	154	2,438	6.3%	13.8%	16.7%
% of FP17s for the same patient ID Re-attending between 3 & 9 months - Children	464	667	69.6%	58.8%	58.0%
% of FP17s for the same patient ID Re-attending between 3 & 9 months - Adults	1,647	2,438	67.6%	53.2%	53.7%
% of FP17s for Band 1 Urgent Courses	86	3,026	2.8%	8.1%	9.0%
% of FP17s Relating to Free Repair or Replacements	0	3,026	0.0%	0.8%	0.7%
% of FP17s Relating to Continuations	6	3,026	0.2%	1.0%	0.9%
% of Patients satisfied with the dentistry they have received	11	13	84.6%	93.6%	93.9%
% of Patients satisfied with the time they had to wait for an appointment	13	13	100.0%	89.3%	88.4%

* This is based on patients treated on this contract for their most recent course of treatment. Figures in italics indicate the base number of FP17s or Patient Questionnaire responses are less than 100. N/A is shown where the base number of responses is less than 10 during the period. % is calculated as Quantity/Base number*100

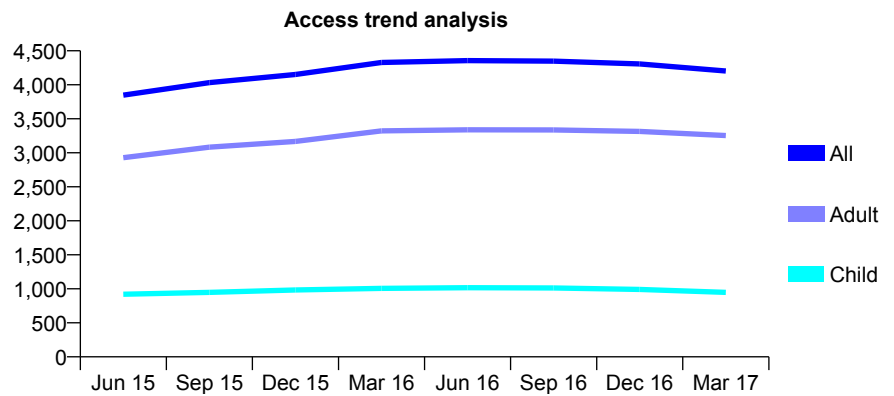
7A1 - Vital Signs At a Glance Contract Report for 788457/0001 - March 2017

Name or company name	MR G BUSE
Contract type name	GDS Contract
Purpose of contract	General
Contract start date	02/08/2006
Contract end date	

16/17 Contracted general activity (UDA)	12,250
Carry forward general activity (UDA)	639
16/17 Contracted orthodontic activity (UOA)	0
Carry forward orthodontic activity (UOA)	0
Baseline contract value	£319,011.37

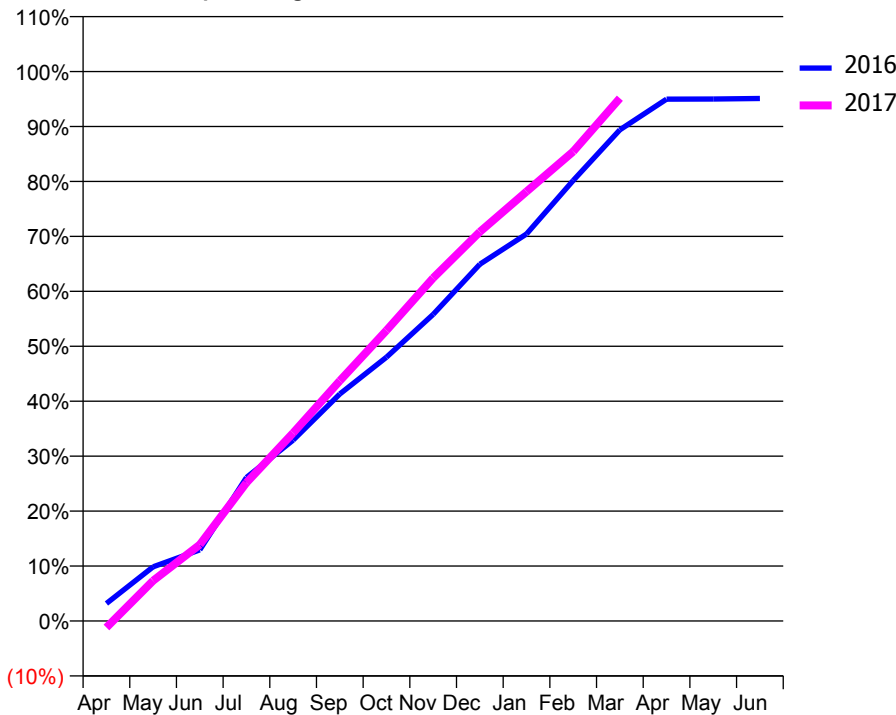
ACCESS*

Patients seen in 24 months	Total	Change since previous quarter
Quarter ending March 2016	4,329	
Quarter ending June 2016	4,355	→
Quarter ending September 2016	4,348	→
Quarter ending December 2016	4,307	→
Quarter ending March 2017	4,202	↓
Variance since March 2016	(2.9%)	↓



ACTIVITY

Cumulative percentage of contracted UDA delivered 2016 & 2017



Month	Adjusted Scheduled Activity (UDA)	
	2016	2017
April	414	-148
May	1,281	899
June	1,682	1,700
July	3,397	3,085
August	4,278	4,192
September	5,371	5,355
October	6,243	6,478
November	7,254	7,648
December	8,441	8,674
January	9,156	9,573
February	10,421	10,465
March	11,619	11,654
April	12,347	
May	12,349	
June	12,361	

QUALITY

	Quantity	Base Number	Contract	LHB	Wales
% of FP17s for the same patient ID Re-attending within 3 months - Children	100	1,747	5.7%	8.0%	11.3%
% of FP17s for the same patient ID Re-attending within 3 months - Adults	697	5,480	12.7%	13.8%	16.7%
% of FP17s for the same patient ID Re-attending between 3 & 9 months - Children	1,275	1,747	73.0%	58.8%	58.0%
% of FP17s for the same patient ID Re-attending between 3 & 9 months - Adults	3,650	5,480	66.6%	53.2%	53.7%
% of FP17s for Band 1 Urgent Courses	459	6,903	6.6%	8.1%	9.0%
% of FP17s Relating to Free Repair or Replacements	106	6,903	1.5%	0.8%	0.7%
% of FP17s Relating to Continuations	4	6,903	0.1%	1.0%	0.9%
% of Patients satisfied with the dentistry they have received	20	20	100.0%	93.6%	93.9%
% of Patients satisfied with the time they had to wait for an appointment	19	20	95.0%	89.3%	88.4%

* This is based on patients treated on this contract for their most recent course of treatment. Figures in italics indicate the base number of FP17s or Patient Questionnaire responses are less than 100. N/A is shown where the base number of responses is less than 10 during the period. % is calculated as Quantity/Base number*100

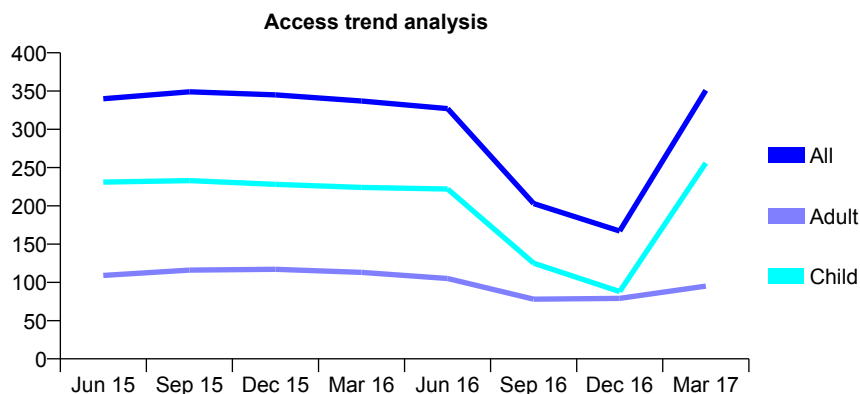
7A1 - Vital Signs At a Glance Contract Report for 808946/0001 - March 2017

Name or company name	N Hughes Jones
Contract type name	GDS Contract
Purpose of contract	General
Contract start date	01/04/2006
Contract end date	

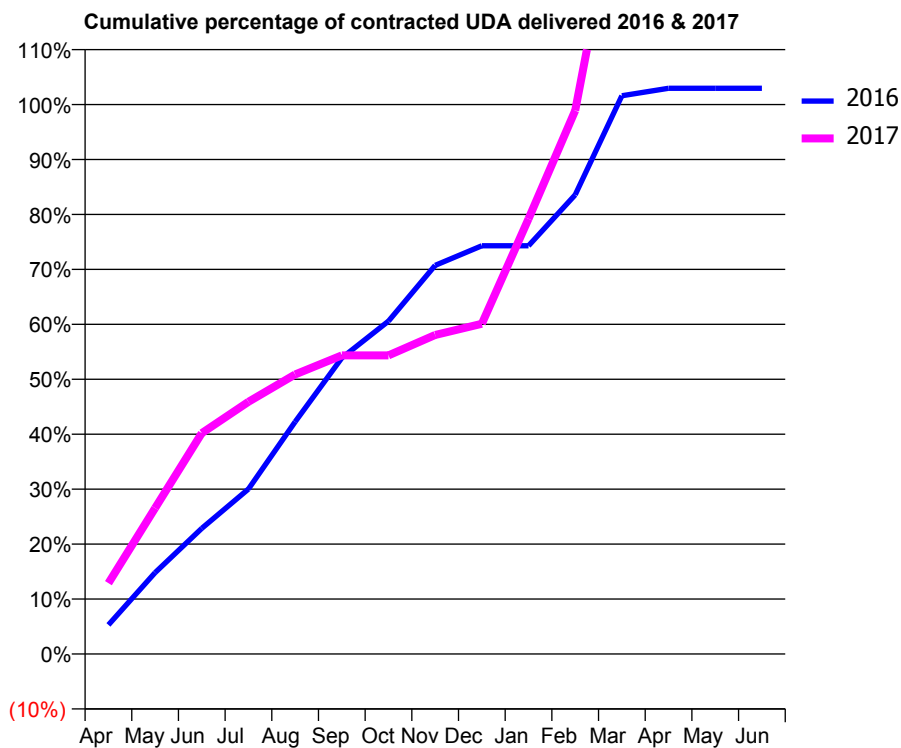
16/17 Contracted general activity (UDA)	403
Carry forward general activity (UDA)	-24
16/17 Contracted orthodontic activity (UOA)	0
Carry forward orthodontic activity (UOA)	0
Baseline contract value	£13,848.07

ACCESS*

Patients seen in 24 months	Total	Change since previous quarter
Quarter ending March 2016	337	
Quarter ending June 2016	327	↓
Quarter ending September 2016	203	↓
Quarter ending December 2016	167	↓
Quarter ending March 2017	351	↑
Variance since March 2016	4.2%	↑



ACTIVITY



Month	Adjusted Scheduled Activity (UDA)	
	2016	2017
April	43	52
May	120	107
June	185	162
July	243	185
August	342	205
September	436	219
October	491	219
November	573	234
December	602	242
January	602	319
February	677	399
March	823	575
April	834	
May	834	
June	834	

QUALITY

	Quantity	Base Number	Contract	LHB	Wales
% of FP17s for the same patient ID Re-attending within 3 months - Children	12	351	3.4%	8.0%	11.3%
% of FP17s for the same patient ID Re-attending within 3 months - Adults	4	60	6.7%	13.8%	16.7%
% of FP17s for the same patient ID Re-attending between 3 & 9 months - Children	114	351	32.5%	58.8%	58.0%
% of FP17s for the same patient ID Re-attending between 3 & 9 months - Adults	26	60	43.3%	53.2%	53.7%
% of FP17s for Band 1 Urgent Courses	11	404	2.7%	8.1%	9.0%
% of FP17s Relating to Free Repair or Replacements	0	404	0.0%	0.8%	0.7%
% of FP17s Relating to Continuations	1	404	0.2%	1.0%	0.9%
% of Patients satisfied with the dentistry they have received	1	1	N/A	93.6%	93.9%
% of Patients satisfied with the time they had to wait for an appointment	1	1	N/A	89.3%	88.4%

* This is based on patients treated on this contract for their most recent course of treatment. Figures in italics indicate the base number of FP17s or Patient Questionnaire responses are less than 100. N/A is shown where the base number of responses is less than 10 during the period. % is calculated as Quantity/Base number*100

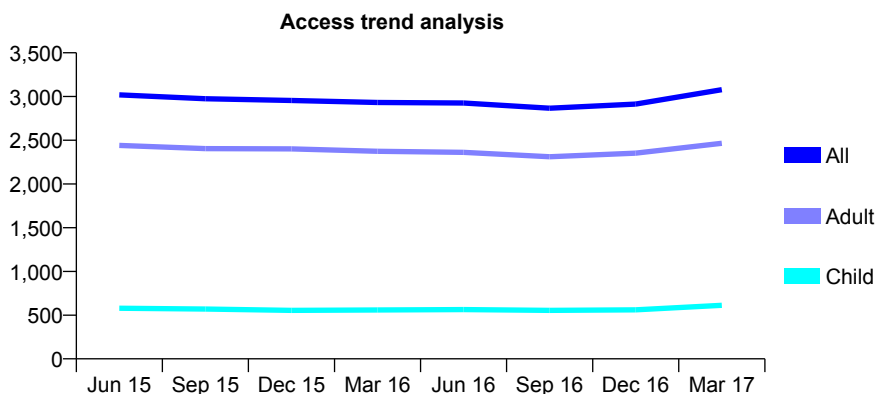
7A1 - Vital Signs At a Glance Contract Report for 813184/0001 - March 2017

Name or company name	Rosehill Dental Practice
Contract type name	GDS Contract
Purpose of contract	General
Contract start date	03/04/2006
Contract end date	

16/17 Contracted general activity (UDA)	8,615
Carry forward general activity (UDA)	273
16/17 Contracted orthodontic activity (UOA)	0
Carry forward orthodontic activity (UOA)	0
Baseline contract value	£219,668.23

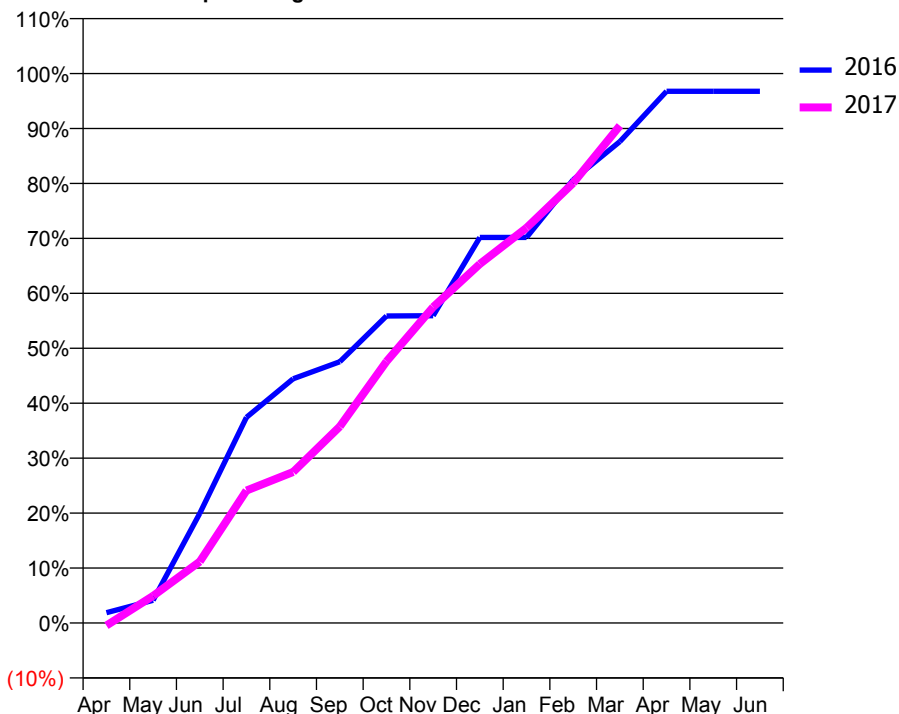
ACCESS*

Patients seen in 24 months	Total	Change since previous quarter
Quarter ending March 2016	2,932	
Quarter ending June 2016	2,926	→
Quarter ending September 2016	2,866	↓
Quarter ending December 2016	2,914	→
Quarter ending March 2017	3,078	↑
Variance since March 2016	5.0%	↑



ACTIVITY

Cumulative percentage of contracted UDA delivered 2016 & 2017



Month	Adjusted Scheduled Activity (UDA)	
	2016	2017
April	159	-41
May	350	425
June	1,689	963
July	3,171	2,077
August	3,764	2,368
September	4,028	3,080
October	4,733	4,101
November	4,736	4,953
December	5,942	5,630
January	5,942	6,195
February	6,832	6,898
March	7,419	7,797
April	8,196	
May	8,196	
June	8,196	

QUALITY

	Quantity	Base Number	Contract	LHB	Wales
% of FP17s for the same patient ID Re-attending within 3 months - Children	27	934	2.9%	8.0%	11.3%
% of FP17s for the same patient ID Re-attending within 3 months - Adults	462	3,618	12.8%	13.8%	16.7%
% of FP17s for the same patient ID Re-attending between 3 & 9 months - Children	504	934	54.0%	58.8%	58.0%
% of FP17s for the same patient ID Re-attending between 3 & 9 months - Adults	1,509	3,618	41.7%	53.2%	53.7%
% of FP17s for Band 1 Urgent Courses	55	4,174	1.3%	8.1%	9.0%
% of FP17s Relating to Free Repair or Replacements	73	4,174	1.7%	0.8%	0.7%
% of FP17s Relating to Continuations	73	4,174	1.7%	1.0%	0.9%
% of Patients satisfied with the dentistry they have received	14	16	87.5%	93.6%	93.9%
% of Patients satisfied with the time they had to wait for an appointment	15	16	93.8%	89.3%	88.4%

* This is based on patients treated on this contract for their most recent course of treatment. Figures in italics indicate the base number of FP17s or Patient Questionnaire responses are less than 100. N/A is shown where the base number of responses is less than 10 during the period. % is calculated as Quantity/Base number*100

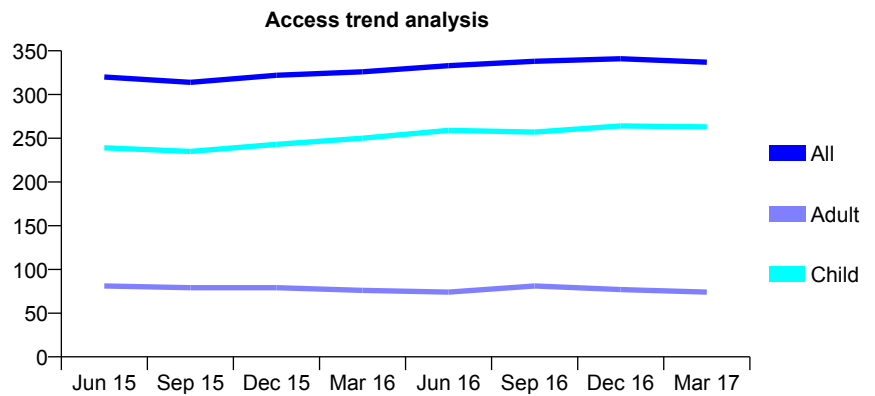
7A1 - Vital Signs At a Glance Contract Report for 826677/0001 - March 2017

Name or company name	MR SJ LANGSTON
Contract type name	GDS Contract
Purpose of contract	General and Orthodontic
Contract start date	01/04/2006
Contract end date	

16/17 Contracted general activity (UDA)	560
Carry forward general activity (UDA)	0
16/17 Contracted orthodontic activity (UOA)	350
Carry forward orthodontic activity (UOA)	0
Baseline contract value	£22,852.81

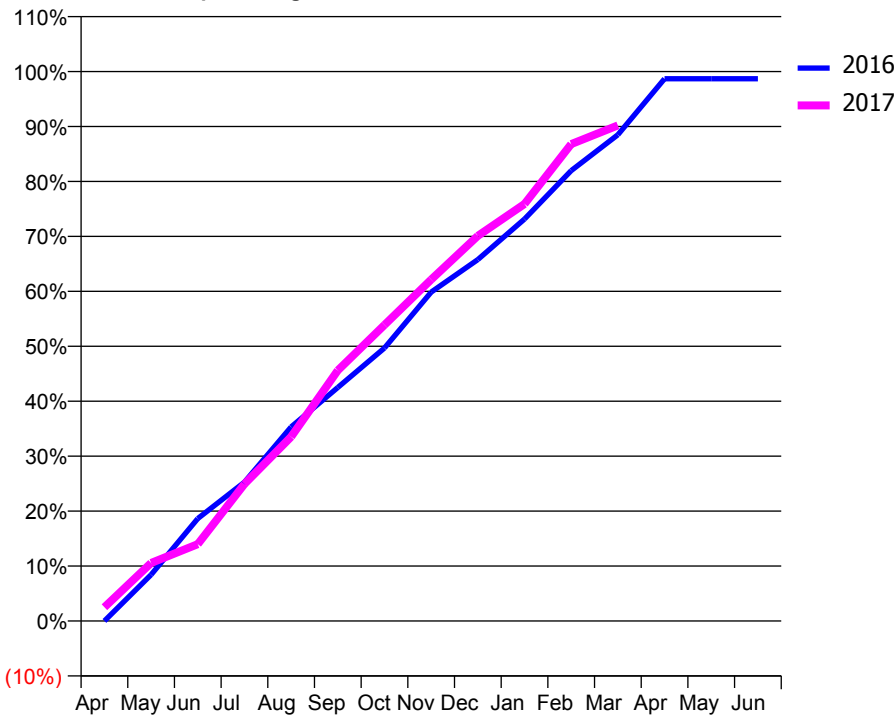
ACCESS*

Patients seen in 24 months	Total	Change since previous quarter
Quarter ending March 2016	326	
Quarter ending June 2016	333	↑
Quarter ending September 2016	338	→
Quarter ending December 2016	341	→
Quarter ending March 2017	337	↓
Variance since March 2016	3.4%	↑



ACTIVITY

Cumulative percentage of contracted UDA delivered 2016 & 2017



Month	Adjusted Scheduled Activity (UDA)	
	2016	2017
April	0	14
May	47	59
June	104	78
July	142	140
August	198	188
September	238	255
October	278	302
November	335	348
December	368	393
January	410	425
February	459	486
March	496	505
April	553	
May	553	
June	553	

QUALITY

	Quantity	Base Number	Contract	LHB	Wales
% of FP17s for the same patient ID Re-attending within 3 months - Children	26	443	5.9%	8.0%	11.3%
% of FP17s for the same patient ID Re-attending within 3 months - Adults	3	58	5.2%	13.8%	16.7%
% of FP17s for the same patient ID Re-attending between 3 & 9 months - Children	228	443	51.5%	58.8%	58.0%
% of FP17s for the same patient ID Re-attending between 3 & 9 months - Adults	15	58	25.9%	53.2%	53.7%
% of FP17s for Band 1 Urgent Courses	15	407	3.7%	8.1%	9.0%
% of FP17s Relating to Free Repair or Replacements	0	407	0.0%	0.8%	0.7%
% of FP17s Relating to Continuations	0	407	0.0%	1.0%	0.9%
% of Patients satisfied with the dentistry they have received	0	0	N/A	93.6%	93.9%
% of Patients satisfied with the time they had to wait for an appointment	0	0	N/A	89.3%	88.4%

* This is based on patients treated on this contract for their most recent course of treatment. Figures in italics indicate the base number of FP17s or Patient Questionnaire responses are less than 100. N/A is shown where the base number of responses is less than 10 during the period. % is calculated as Quantity/Base number*100

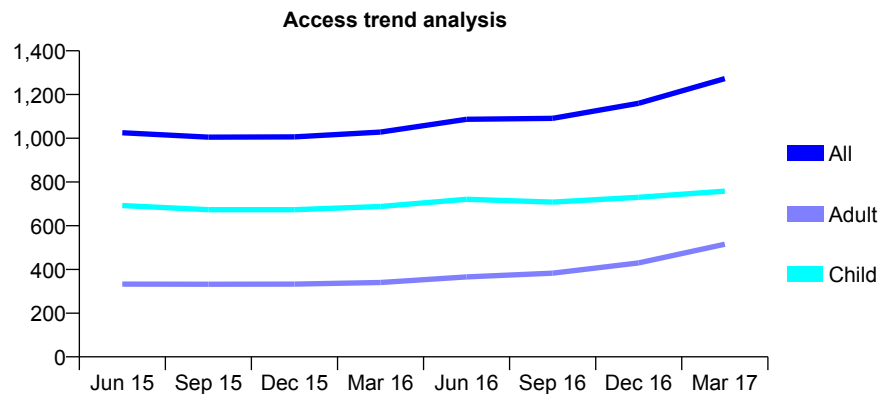
7A1 - Vital Signs At a Glance Contract Report for 833312/0001 - March 2017

Name or company name	MR SJ KEEN
Contract type name	GDS Contract
Purpose of contract	General and Orthodontic
Contract start date	01/04/2006
Contract end date	

16/17 Contracted general activity (UDA)	4,004
Carry forward general activity (UDA)	-69
16/17 Contracted orthodontic activity (UOA)	365
Carry forward orthodontic activity (UOA)	0
Baseline contract value	£121,285.06

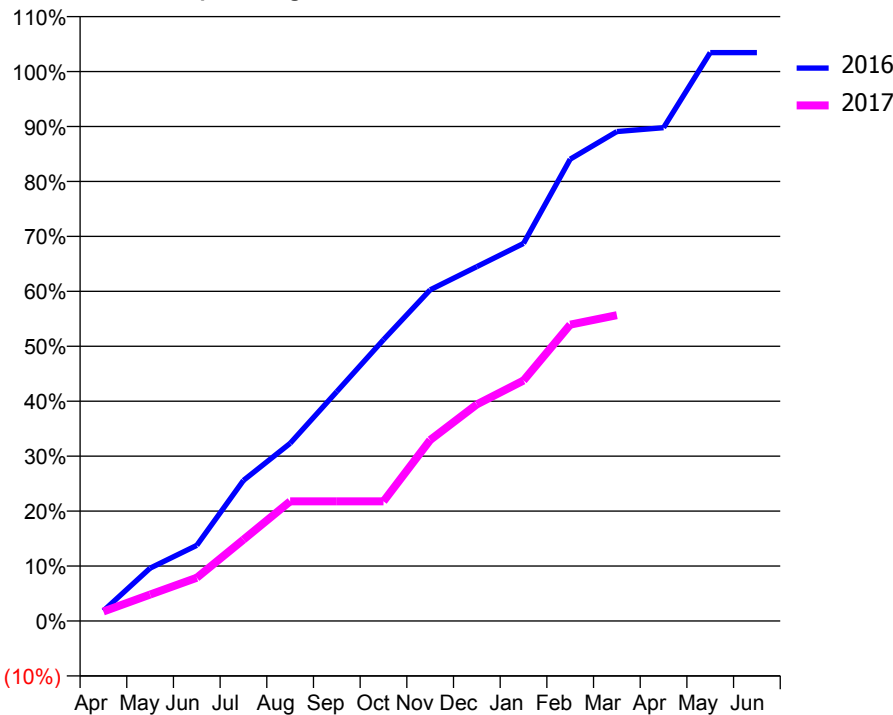
ACCESS*

Patients seen in 24 months	Total	Change since previous quarter
Quarter ending March 2016	1,028	
Quarter ending June 2016	1,087	↑
Quarter ending September 2016	1,091	→
Quarter ending December 2016	1,160	↑
Quarter ending March 2017	1,273	↑
Variance since March 2016	23.8%	↑



ACTIVITY

Cumulative percentage of contracted UDA delivered 2016 & 2017



Month	Adjusted Scheduled Activity (UDA)	
	2016	2017
April	37	69
May	192	193
June	276	316
July	512	594
August	647	872
September	835	872
October	1,024	872
November	1,205	1,319
December	1,290	1,579
January	1,374	1,752
February	1,681	2,160
March	1,781	2,228
April	1,796	
May	2,069	
June	2,069	

QUALITY

	Quantity	Base Number	Contract	LHB	Wales
% of FP17s for the same patient ID Re-attending within 3 months - Children	49	1,133	4.3%	8.0%	11.3%
% of FP17s for the same patient ID Re-attending within 3 months - Adults	20	545	3.7%	13.8%	16.7%
% of FP17s for the same patient ID Re-attending between 3 & 9 months - Children	622	1,133	54.9%	58.8%	58.0%
% of FP17s for the same patient ID Re-attending between 3 & 9 months - Adults	209	545	38.3%	53.2%	53.7%
% of FP17s for Band 1 Urgent Courses	76	1,448	5.2%	8.1%	9.0%
% of FP17s Relating to Free Repair or Replacements	0	1,448	0.0%	0.8%	0.7%
% of FP17s Relating to Continuations	4	1,448	0.3%	1.0%	0.9%
% of Patients satisfied with the dentistry they have received	4	4	N/A	93.6%	93.9%
% of Patients satisfied with the time they had to wait for an appointment	4	4	N/A	89.3%	88.4%

* This is based on patients treated on this contract for their most recent course of treatment. Figures in italics indicate the base number of FP17s or Patient Questionnaire responses are less than 100. N/A is shown where the base number of responses is less than 10 during the period. % is calculated as Quantity/Base number*100

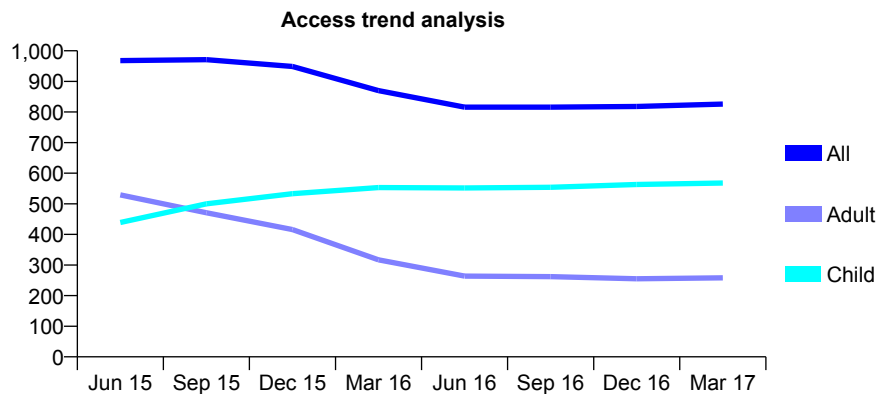
7A1 - Vital Signs At a Glance Contract Report for 905143/0001 - March 2017

Name or company name	MR SW HERD
Contract type name	GDS Contract
Purpose of contract	General
Contract start date	01/04/2006
Contract end date	

16/17 Contracted general activity (UDA)	2,000
Carry forward general activity (UDA)	-20
16/17 Contracted orthodontic activity (UOA)	0
Carry forward orthodontic activity (UOA)	0
Baseline contract value	£59,768.20

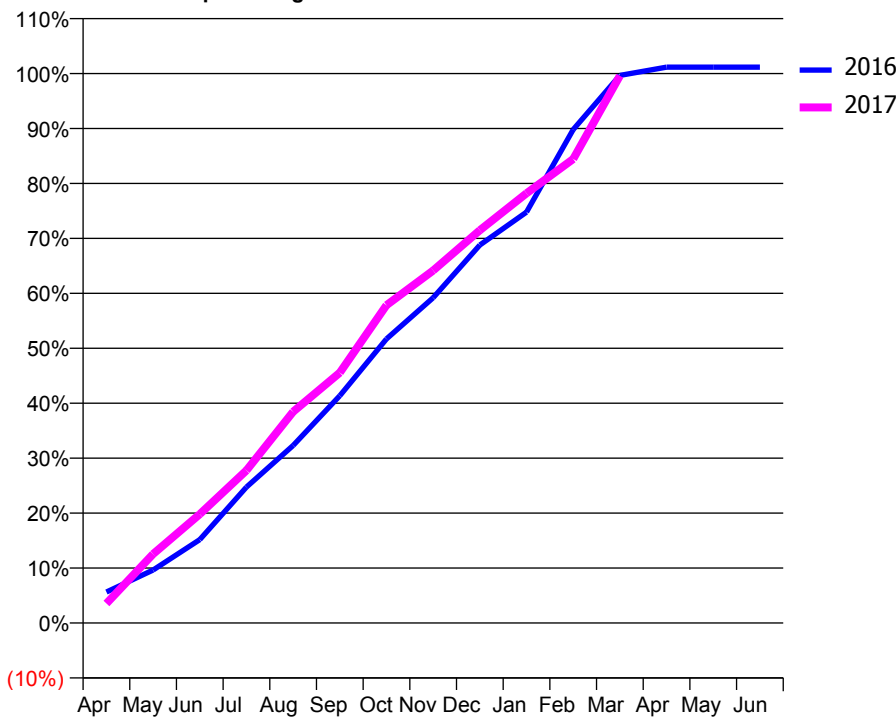
ACCESS*

Patients seen in 24 months	Total	Change since previous quarter
Quarter ending March 2016	870	
Quarter ending June 2016	816	↓
Quarter ending September 2016	816	→
Quarter ending December 2016	818	→
Quarter ending March 2017	826	→
Variance since March 2016	(5.1%)	↓



ACTIVITY

Cumulative percentage of contracted UDA delivered 2016 & 2017



Month	Adjusted Scheduled Activity (UDA)	
	2016	2017
April	113	71
May	193	251
June	304	396
July	495	555
August	646	769
September	827	911
October	1,034	1,157
November	1,184	1,283
December	1,376	1,430
January	1,496	1,564
February	1,796	1,689
March	1,993	1,992
April	2,023	
May	2,023	
June	2,023	

QUALITY

	Quantity	Base Number	Contract	LHB	Wales
% of FP17s for the same patient ID Re-attending within 3 months - Children	31	858	3.6%	8.0%	11.3%
% of FP17s for the same patient ID Re-attending within 3 months - Adults	29	252	11.5%	13.8%	16.7%
% of FP17s for the same patient ID Re-attending between 3 & 9 months - Children	504	858	58.7%	58.8%	58.0%
% of FP17s for the same patient ID Re-attending between 3 & 9 months - Adults	119	252	47.2%	53.2%	53.7%
% of FP17s for Band 1 Urgent Courses	58	1,093	5.3%	8.1%	9.0%
% of FP17s Relating to Free Repair or Replacements	0	1,093	0.0%	0.8%	0.7%
% of FP17s Relating to Continuations	0	1,093	0.0%	1.0%	0.9%
% of Patients satisfied with the dentistry they have received	1	1	N/A	93.6%	93.9%
% of Patients satisfied with the time they had to wait for an appointment	1	1	N/A	89.3%	88.4%

* This is based on patients treated on this contract for their most recent course of treatment. Figures in italics indicate the base number of FP17s or Patient Questionnaire responses are less than 100. N/A is shown where the base number of responses is less than 10 during the period. % is calculated as Quantity/Base number*100

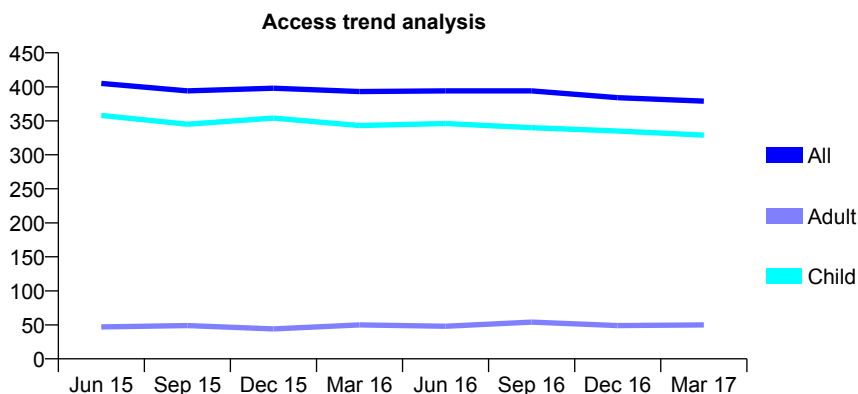
7A1 - Vital Signs At a Glance Contract Report for 923281/0001 - March 2017

Name or company name	MR CJ LOTTER
Contract type name	GDS Contract
Purpose of contract	General
Contract start date	01/04/2006
Contract end date	

16/17 Contracted general activity (UDA)	702
Carry forward general activity (UDA)	0
16/17 Contracted orthodontic activity (UOA)	0
Carry forward orthodontic activity (UOA)	0
Baseline contract value	£18,443.39

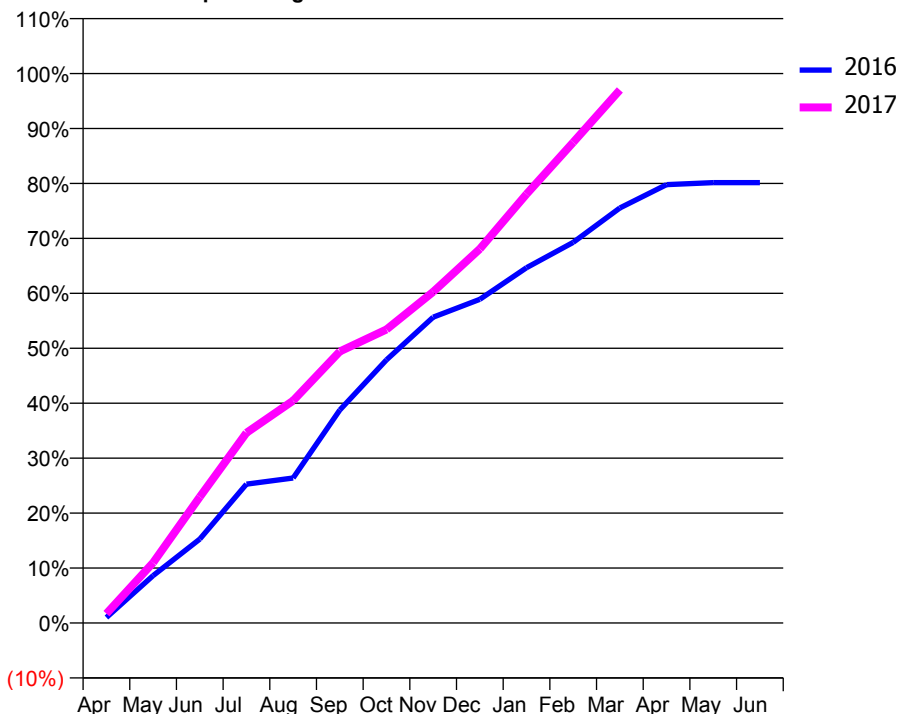
ACCESS*

Patients seen in 24 months	Total	Change since previous quarter
Quarter ending March 2016	393	
Quarter ending June 2016	394	→
Quarter ending September 2016	394	→
Quarter ending December 2016	384	↓
Quarter ending March 2017	379	↓
Variance since March 2016	(3.6%)	↓



ACTIVITY

Cumulative percentage of contracted UDA delivered 2016 & 2017



Adjusted Scheduled Activity (UDA)

Month	2016	2017
April	8	12
May	69	77
June	122	161
July	202	243
August	211	284
September	310	347
October	383	375
November	445	423
December	471	478
January	517	548
February	554	614
March	604	681
April	638	
May	641	
June	641	

QUALITY

	Quantity	Base Number	Contract	LHB	Wales
% of FP17s for the same patient ID Re-attending within 3 months - Children	20	484	4.1%	8.0%	11.3%
% of FP17s for the same patient ID Re-attending within 3 months - Adults	0	11	0.0%	13.8%	16.7%
% of FP17s for the same patient ID Re-attending between 3 & 9 months - Children	234	484	48.3%	58.8%	58.0%
% of FP17s for the same patient ID Re-attending between 3 & 9 months - Adults	6	11	54.5%	53.2%	53.7%
% of FP17s for Band 1 Urgent Courses	0	462	0.0%	8.1%	9.0%
% of FP17s Relating to Free Repair or Replacements	1	462	0.2%	0.8%	0.7%
% of FP17s Relating to Continuations	0	462	0.0%	1.0%	0.9%
% of Patients satisfied with the dentistry they have received	2	2	N/A	93.6%	93.9%
% of Patients satisfied with the time they had to wait for an appointment	2	2	N/A	89.3%	88.4%

* This is based on patients treated on this contract for their most recent course of treatment. Figures in italics indicate the base number of FP17s or Patient Questionnaire responses are less than 100. N/A is shown where the base number of responses is less than 10 during the period. % is calculated as Quantity/Base number*100

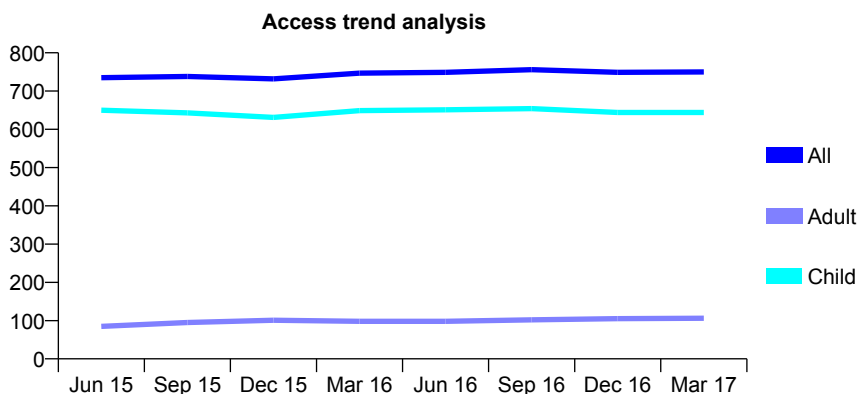
7A1 - Vital Signs At a Glance Contract Report for 933481/0001 - March 2017

Name or company name	MR SE LOF
Contract type name	GDS Contract
Purpose of contract	General
Contract start date	01/04/2006
Contract end date	

16/17 Contracted general activity (UDA)	1,500
Carry forward general activity (UDA)	0
16/17 Contracted orthodontic activity (UOA)	0
Carry forward orthodontic activity (UOA)	0
Baseline contract value	£38,443.73

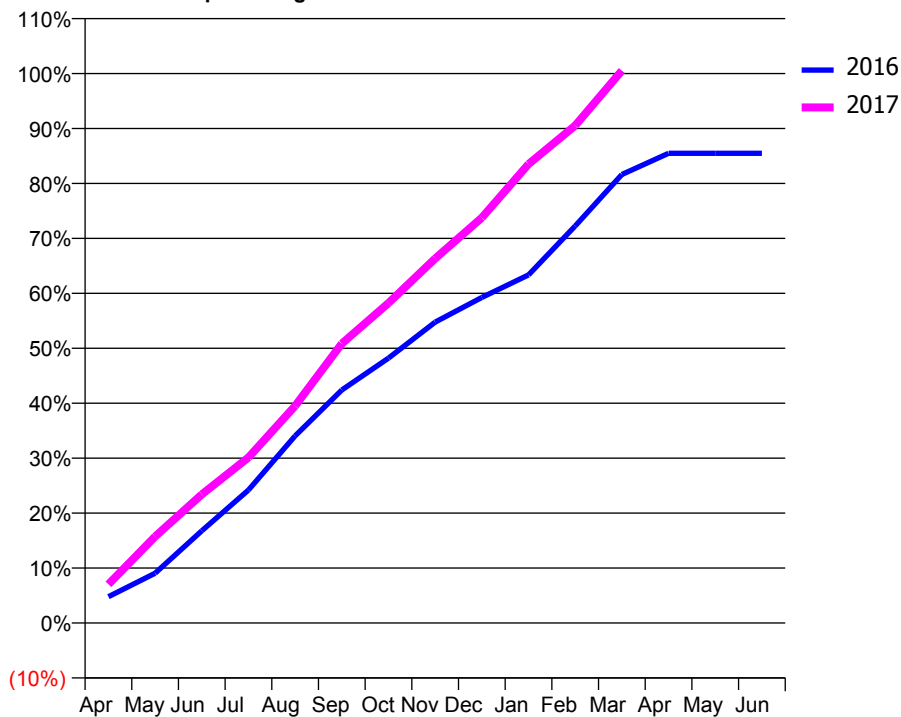
ACCESS*

Patients seen in 24 months	Total	Change since previous quarter
Quarter ending March 2016	747	
Quarter ending June 2016	749	→
Quarter ending September 2016	756	→
Quarter ending December 2016	749	→
Quarter ending March 2017	750	→
Variance since March 2016	0.4%	→



ACTIVITY

Cumulative percentage of contracted UDA delivered 2016 & 2017



Month	Adjusted Scheduled Activity (UDA)	
	2016	2017
April	78	106
May	147	236
June	272	351
July	392	452
August	552	593
September	687	763
October	781	873
November	887	995
December	960	1,106
January	1,026	1,253
February	1,170	1,358
March	1,322	1,508
April	1,385	
May	1,385	
June	1,385	

QUALITY

	Quantity	Base Number	Contract	LHB	Wales
% of FP17s for the same patient ID Re-attending within 3 months - Children	111	1,117	9.9%	8.0%	11.3%
% of FP17s for the same patient ID Re-attending within 3 months - Adults	14	63	22.2%	13.8%	16.7%
% of FP17s for the same patient ID Re-attending between 3 & 9 months - Children	622	1,117	55.7%	58.8%	58.0%
% of FP17s for the same patient ID Re-attending between 3 & 9 months - Adults	33	63	52.4%	53.2%	53.7%
% of FP17s for Band 1 Urgent Courses	70	1,125	6.2%	8.1%	9.0%
% of FP17s Relating to Free Repair or Replacements	0	1,125	0.0%	0.8%	0.7%
% of FP17s Relating to Continuations	0	1,125	0.0%	1.0%	0.9%
% of Patients satisfied with the dentistry they have received	2	2	N/A	93.6%	93.9%
% of Patients satisfied with the time they had to wait for an appointment	2	2	N/A	89.3%	88.4%

* This is based on patients treated on this contract for their most recent course of treatment. Figures in italics indicate the base number of FP17s or Patient Questionnaire responses are less than 100. N/A is shown where the base number of responses is less than 10 during the period. % is calculated as Quantity/Base number*100

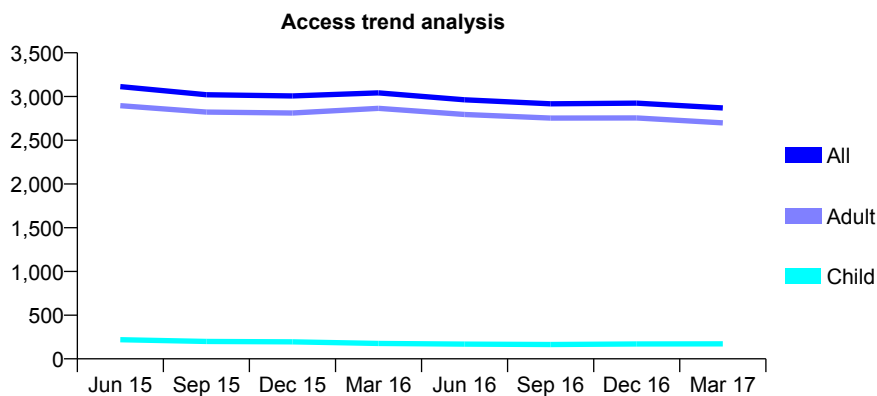
7A1 - Vital Signs At a Glance Contract Report for 978957/0001 - March 2017

Name or company name	MRS YL HOPKINS
Contract type name	GDS Contract
Purpose of contract	General
Contract start date	01/02/2009
Contract end date	

16/17 Contracted general activity (UDA)	6,758
Carry forward general activity (UDA)	-259
16/17 Contracted orthodontic activity (UOA)	0
Carry forward orthodontic activity (UOA)	0
Baseline contract value	£221,559.19

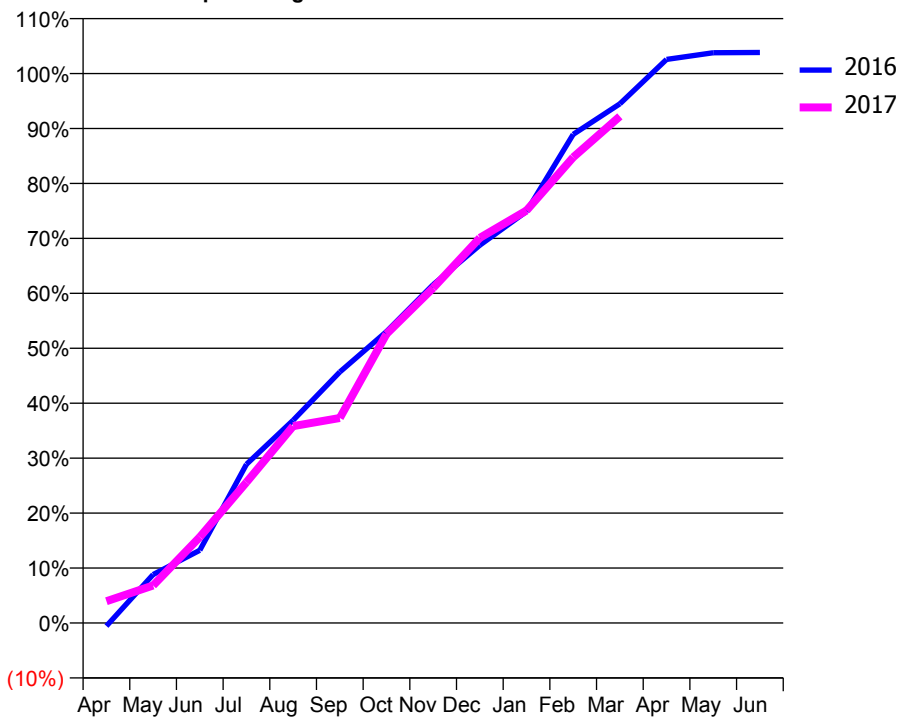
ACCESS*

Patients seen in 24 months	Total	Change since previous quarter
Quarter ending March 2016	3,041	
Quarter ending June 2016	2,962	↓
Quarter ending September 2016	2,917	↓
Quarter ending December 2016	2,925	→
Quarter ending March 2017	2,870	↓
Variance since March 2016	(5.6%)	↓



ACTIVITY

Cumulative percentage of contracted UDA delivered 2016 & 2017



Adjusted Scheduled Activity (UDA)

Month	2016	2017
April	-38	268
May	596	461
June	895	1,056
July	1,952	1,731
August	2,493	2,422
September	3,088	2,521
October	3,584	3,555
November	4,161	4,120
December	4,646	4,737
January	5,062	5,073
February	6,010	5,728
March	6,386	6,231
April	6,931	
May	7,014	
June	7,017	

QUALITY

	Quantity	Base Number	Contract	LHB	Wales
% of FP17s for the same patient ID Re-attending within 3 months - Children	5	212	2.4%	8.0%	11.3%
% of FP17s for the same patient ID Re-attending within 3 months - Adults	274	3,026	9.1%	13.8%	16.7%
% of FP17s for the same patient ID Re-attending between 3 & 9 months - Children	94	212	44.3%	58.8%	58.0%
% of FP17s for the same patient ID Re-attending between 3 & 9 months - Adults	1,035	3,026	34.2%	53.2%	53.7%
% of FP17s for Band 1 Urgent Courses	350	2,936	11.9%	8.1%	9.0%
% of FP17s Relating to Free Repair or Replacements	11	2,936	0.4%	0.8%	0.7%
% of FP17s Relating to Continuations	11	2,936	0.4%	1.0%	0.9%
% of Patients satisfied with the dentistry they have received	17	19	89.5%	93.6%	93.9%
% of Patients satisfied with the time they had to wait for an appointment	19	19	100.0%	89.3%	88.4%

* This is based on patients treated on this contract for their most recent course of treatment. Figures in italics indicate the base number of FP17s or Patient Questionnaire responses are less than 100. N/A is shown where the base number of responses is less than 10 during the period. % is calculated as Quantity/Base number*100

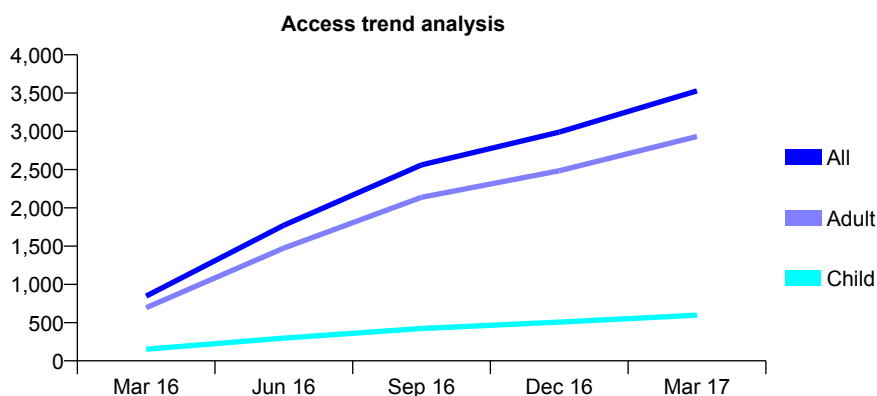
7A1 - Vital Signs At a Glance Contract Report for 995711/0001 - March 2017

Name or company name	MR JM FERNANDO
Contract type name	GDS Contract
Purpose of contract	General
Contract start date	01/02/2016
Contract end date	

16/17 Contracted general activity (UDA)	13,318
Carry forward general activity (UDA)	-11
16/17 Contracted orthodontic activity (UOA)	0
Carry forward orthodontic activity (UOA)	0
Baseline contract value	£265,013.79

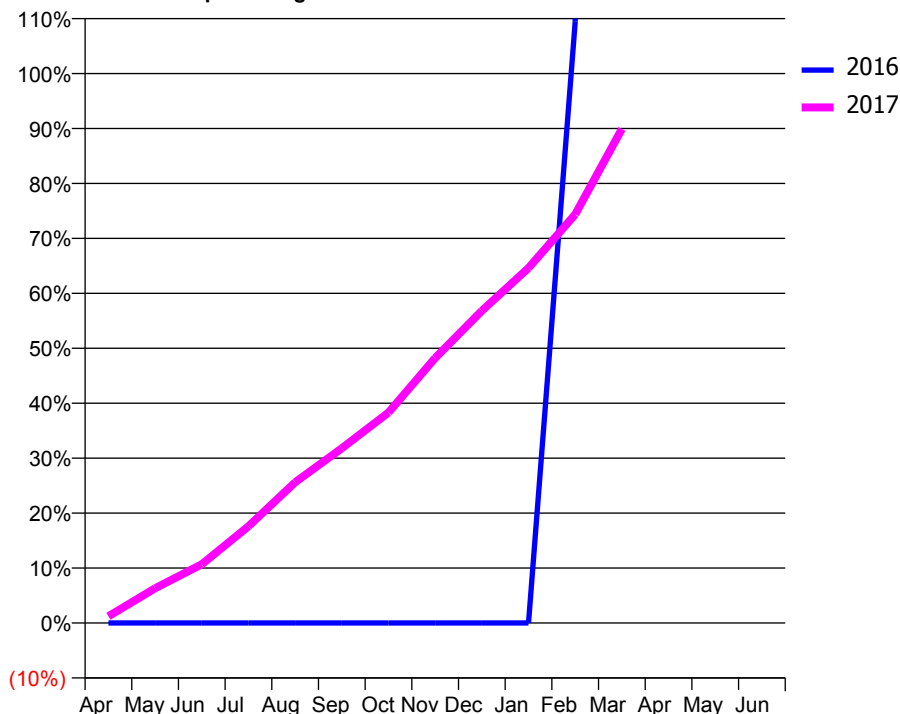
ACCESS*

Patients seen in 24 months	Total	Change since previous quarter
Quarter ending March 2016	847	
Quarter ending June 2016	1,771	↑
Quarter ending September 2016	2,561	↑
Quarter ending December 2016	2,990	↑
Quarter ending March 2017	3,529	↑
Variance since March 2016	316.6%	↑



ACTIVITY

Cumulative percentage of contracted UDA delivered 2016 & 2017



Adjusted Scheduled Activity (UDA)

Month	2016	2017
April	0	163
May	0	843
June	0	1,423
July	0	2,346
August	0	3,413
September	0	4,234
October	0	5,101
November	0	6,423
December	0	7,569
January	0	8,603
February	347	9,905
March	1,324	11,971
April	1,887	
May	1,914	
June	1,914	

QUALITY

	Quantity	Base Number	Contract	LHB	Wales
% of FP17s for the same patient ID Re-attending within 3 months - Children	53	927	5.7%	8.0%	11.3%
% of FP17s for the same patient ID Re-attending within 3 months - Adults	559	4,855	11.5%	13.8%	16.7%
% of FP17s for the same patient ID Re-attending between 3 & 9 months - Children	285	927	30.7%	58.8%	58.0%
% of FP17s for the same patient ID Re-attending between 3 & 9 months - Adults	1,715	4,855	35.3%	53.2%	53.7%
% of FP17s for Band 1 Urgent Courses	390	5,529	7.1%	8.1%	9.0%
% of FP17s Relating to Free Repair or Replacements	50	5,529	0.9%	0.8%	0.7%
% of FP17s Relating to Continuations	101	5,529	1.8%	1.0%	0.9%
% of Patients satisfied with the dentistry they have received	29	30	96.7%	93.6%	93.9%
% of Patients satisfied with the time they had to wait for an appointment	27	30	90.0%	89.3%	88.4%

* This is based on patients treated on this contract for their most recent course of treatment. Figures in italics indicate the base number of FP17s or Patient Questionnaire responses are less than 100. N/A is shown where the base number of responses is less than 10 during the period. % is calculated as Quantity/Base number*100

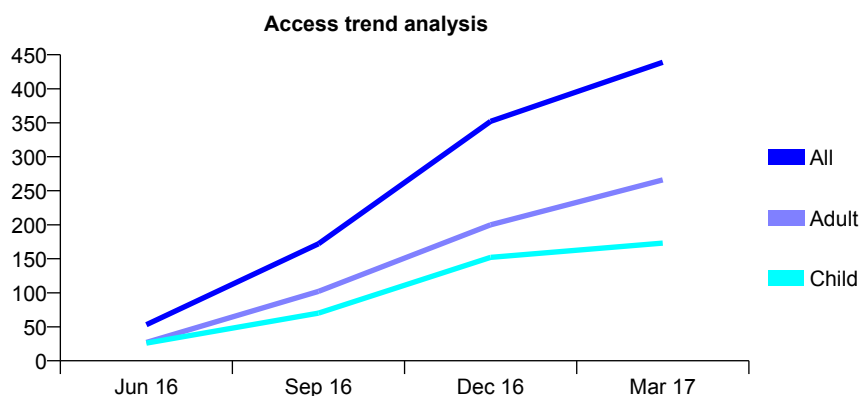
7A2 - Vital Signs At a Glance Contract Report for 100037/0000 - March 2017

Name or company name	MISS RE MOSEY
Contract type name	GDS Contract
Purpose of contract	General
Contract start date	19/04/2016
Contract end date	

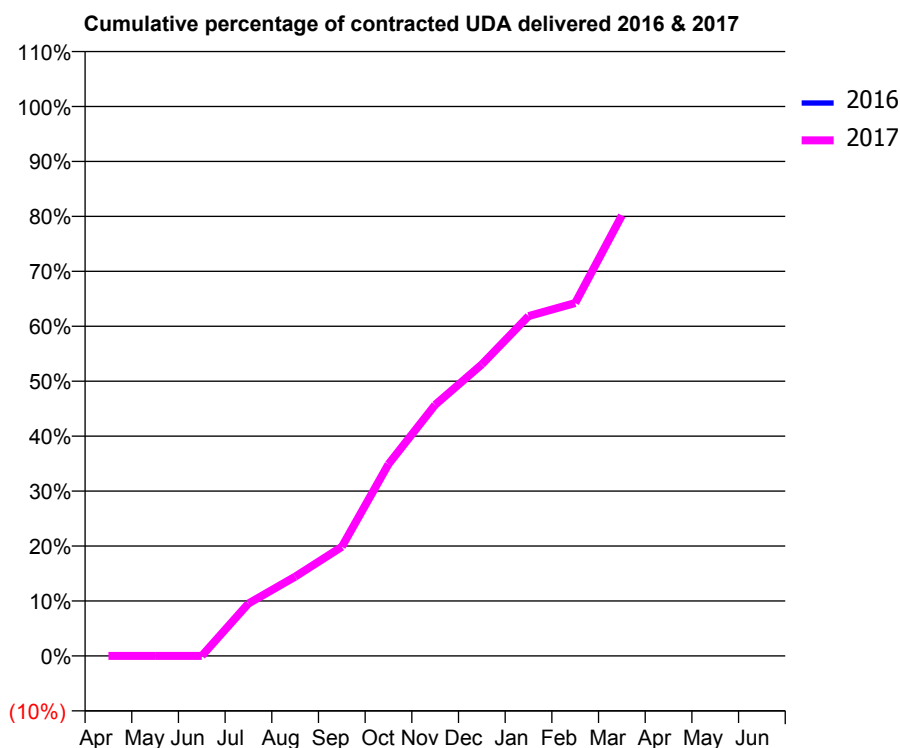
16/17 Contracted general activity (UDA)	1,239
Carry forward general activity (UDA)	0
16/17 Contracted orthodontic activity (UOA)	0
Carry forward orthodontic activity (UOA)	0
Baseline contract value	£34,204.48

ACCESS*

Patients seen in 24 months	Total	Change since previous quarter
Quarter ending March 2016	0	
Quarter ending June 2016	53	↑
Quarter ending September 2016	172	↑
Quarter ending December 2016	352	↑
Quarter ending March 2017	439	↑
Variance since March 2016	N/A	



ACTIVITY



Month	Adjusted Scheduled Activity (UDA)	
	2016	2017
April	0	0
May	0	0
June	0	0
July	0	118
August	0	179
September	0	246
October	0	433
November	0	566
December	0	657
January	0	766
February	0	796
March	0	993
April	0	
May	0	
June	0	

QUALITY

	Quantity	Base Number	Contract	LHB	Wales
% of FP17s for the same patient ID Re-attending within 3 months - Children	3	247	1.2%	9.1%	11.3%
% of FP17s for the same patient ID Re-attending within 3 months - Adults	29	328	8.8%	13.6%	16.7%
% of FP17s for the same patient ID Re-attending between 3 & 9 months - Children	55	247	22.3%	54.1%	58.0%
% of FP17s for the same patient ID Re-attending between 3 & 9 months - Adults	65	328	19.8%	50.8%	53.7%
% of FP17s for Band 1 Urgent Courses	36	575	6.3%	8.5%	9.0%
% of FP17s Relating to Free Repair or Replacements	0	575	0.0%	0.6%	0.7%
% of FP17s Relating to Continuations	0	575	0.0%	1.1%	0.9%
% of Patients satisfied with the dentistry they have received	2	2	N/A	93.9%	93.9%
% of Patients satisfied with the time they had to wait for an appointment	2	2	N/A	86.6%	88.4%

* This is based on patients treated on this contract for their most recent course of treatment. Figures in italics indicate the base number of FP17s or Patient Questionnaire responses are less than 100. N/A is shown where the base number of responses is less than 10 during the period. % is calculated as Quantity/Base number*100

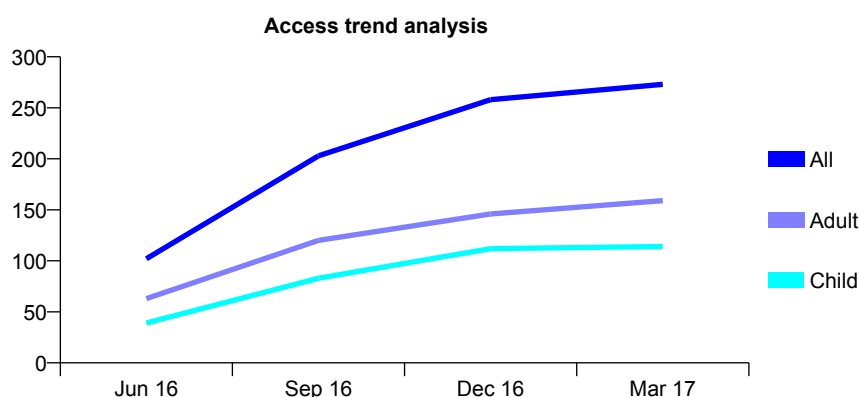
7A2 - Vital Signs At a Glance Contract Report for 100123/0000 - March 2017

Name or company name	A Llewellyn
Contract type name	GDS Contract
Purpose of contract	General
Contract start date	01/04/2016
Contract end date	

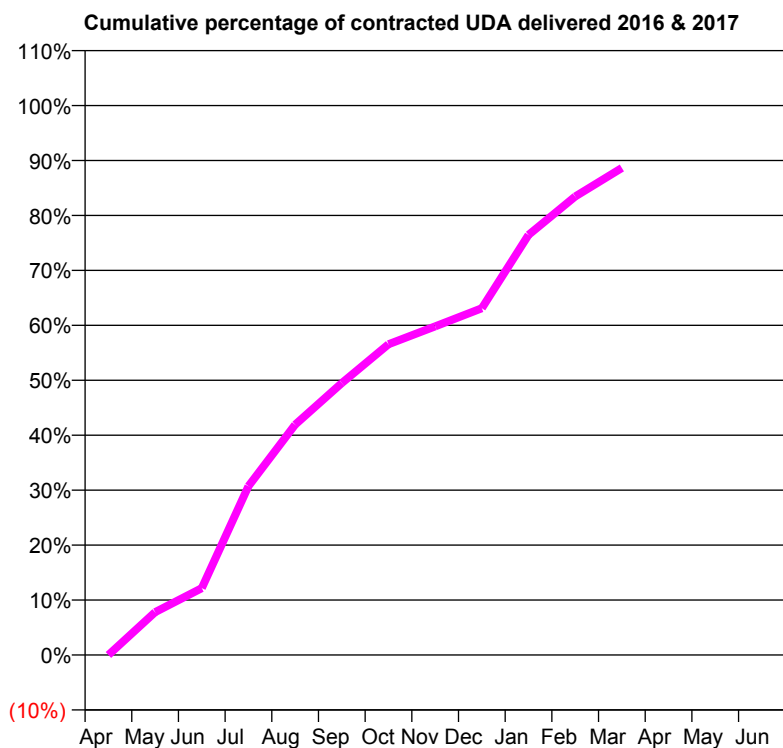
16/17 Contracted general activity (UDA)	950
Carry forward general activity (UDA)	0
16/17 Contracted orthodontic activity (UOA)	0
Carry forward orthodontic activity (UOA)	0
Baseline contract value	£22,275.48

ACCESS*

Patients seen in 24 months	Total	Change since previous quarter
Quarter ending March 2016	0	
Quarter ending June 2016	102	↑
Quarter ending September 2016	203	↑
Quarter ending December 2016	258	↑
Quarter ending March 2017	273	↑
Variance since March 2016	N/A	



ACTIVITY



Month	Adjusted Scheduled Activity (UDA)	
	2016	2017
April	0	0
May	0	74
June	0	116
July	0	292
August	0	398
September	0	470
October	0	537
November	0	568
December	0	600
January	0	726
February	0	793
March	0	842
April	0	
May	0	
June	0	

QUALITY

	Quantity	Base Number	Contract	LHB	Wales
% of FP17s for the same patient ID Re-attending within 3 months - Children	6	191	3.1%	9.1%	11.3%
% of FP17s for the same patient ID Re-attending within 3 months - Adults	15	251	6.0%	13.6%	16.7%
% of FP17s for the same patient ID Re-attending between 3 & 9 months - Children	56	191	29.3%	54.1%	58.0%
% of FP17s for the same patient ID Re-attending between 3 & 9 months - Adults	63	251	25.1%	50.8%	53.7%
% of FP17s for Band 1 Urgent Courses	15	442	3.4%	8.5%	9.0%
% of FP17s Relating to Free Repair or Replacements	1	442	0.2%	0.6%	0.7%
% of FP17s Relating to Continuations	1	442	0.2%	1.1%	0.9%
% of Patients satisfied with the dentistry they have received	1	1	N/A	93.9%	93.9%
% of Patients satisfied with the time they had to wait for an appointment	1	1	N/A	86.6%	88.4%

* This is based on patients treated on this contract for their most recent course of treatment. Figures in italics indicate the base number of FP17s or Patient Questionnaire responses are less than 100. N/A is shown where the base number of responses is less than 10 during the period. % is calculated as Quantity/Base number*100

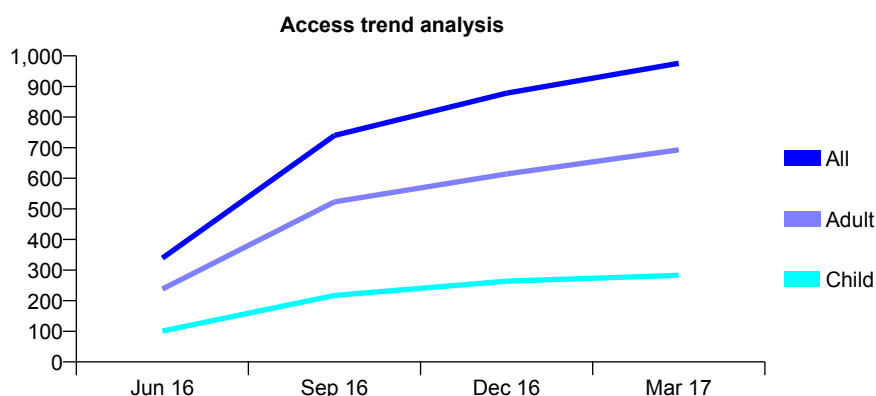
7A2 - Vital Signs At a Glance Contract Report for 100124/0000 - March 2017

Name or company name	A Llewellyn
Contract type name	GDS Contract
Purpose of contract	General
Contract start date	01/04/2016
Contract end date	

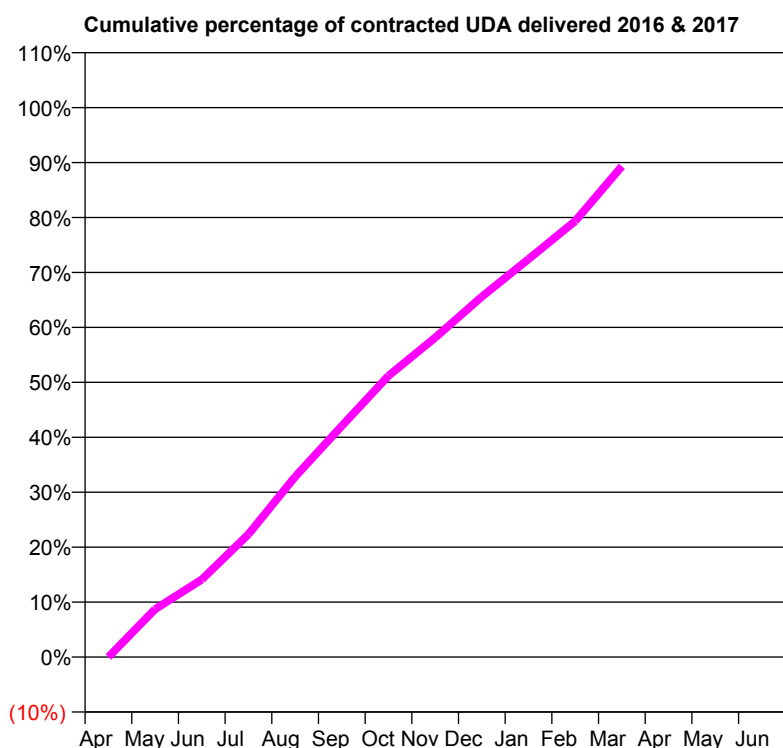
16/17 Contracted general activity (UDA)	3,427
Carry forward general activity (UDA)	0
16/17 Contracted orthodontic activity (UOA)	0
Carry forward orthodontic activity (UOA)	0
Baseline contract value	£81,789.81

ACCESS*

Patients seen in 24 months	Total	Change since previous quarter
Quarter ending March 2016	0	
Quarter ending June 2016	339	↑
Quarter ending September 2016	740	↑
Quarter ending December 2016	878	↑
Quarter ending March 2017	976	↑
Variance since March 2016	N/A	



ACTIVITY



Month	Adjusted Scheduled Activity (UDA)	
	2016	2017
April	0	0
May	0	299
June	0	484
July	0	766
August	0	1,125
September	0	1,441
October	0	1,755
November	0	1,992
December	0	2,247
January	0	2,482
February	0	2,719
March	0	3,061
April	0	
May	0	
June	0	

QUALITY

	Quantity	Base Number	Contract	LHB	Wales
% of FP17s for the same patient ID Re-attending within 3 months - Children	15	483	3.1%	9.1%	11.3%
% of FP17s for the same patient ID Re-attending within 3 months - Adults	125	1,258	9.9%	13.6%	16.7%
% of FP17s for the same patient ID Re-attending between 3 & 9 months - Children	160	483	33.1%	54.1%	58.0%
% of FP17s for the same patient ID Re-attending between 3 & 9 months - Adults	364	1,258	28.9%	50.8%	53.7%
% of FP17s for Band 1 Urgent Courses	191	1,741	11.0%	8.5%	9.0%
% of FP17s Relating to Free Repair or Replacements	14	1,741	0.8%	0.6%	0.7%
% of FP17s Relating to Continuations	5	1,741	0.3%	1.1%	0.9%
% of Patients satisfied with the dentistry they have received	8	8	N/A	93.9%	93.9%
% of Patients satisfied with the time they had to wait for an appointment	8	8	N/A	86.6%	88.4%

* This is based on patients treated on this contract for their most recent course of treatment. Figures in italics indicate the base number of FP17s or Patient Questionnaire responses are less than 100. N/A is shown where the base number of responses is less than 10 during the period. % is calculated as Quantity/Base number*100

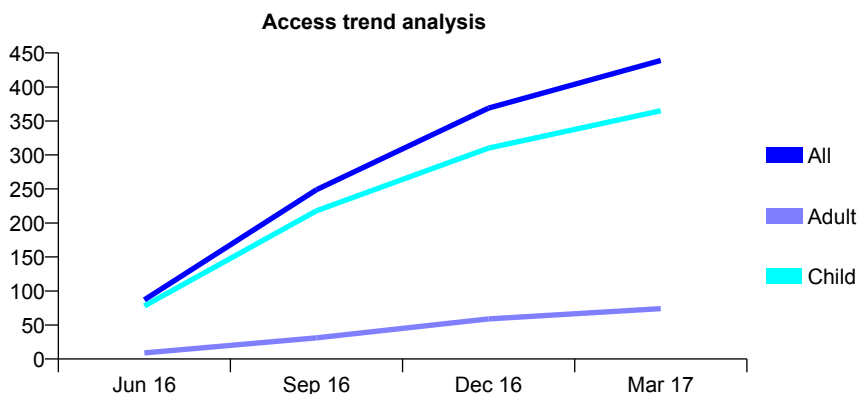
7A2 - Vital Signs At a Glance Contract Report for 100145/0000 - March 2017

Name or company name	Capel Dental
Contract type name	GDS Contract
Purpose of contract	General
Contract start date	01/05/2016
Contract end date	

16/17 Contracted general activity (UDA)	1,146
Carry forward general activity (UDA)	0
16/17 Contracted orthodontic activity (UOA)	0
Carry forward orthodontic activity (UOA)	0
Baseline contract value	£26,408.43

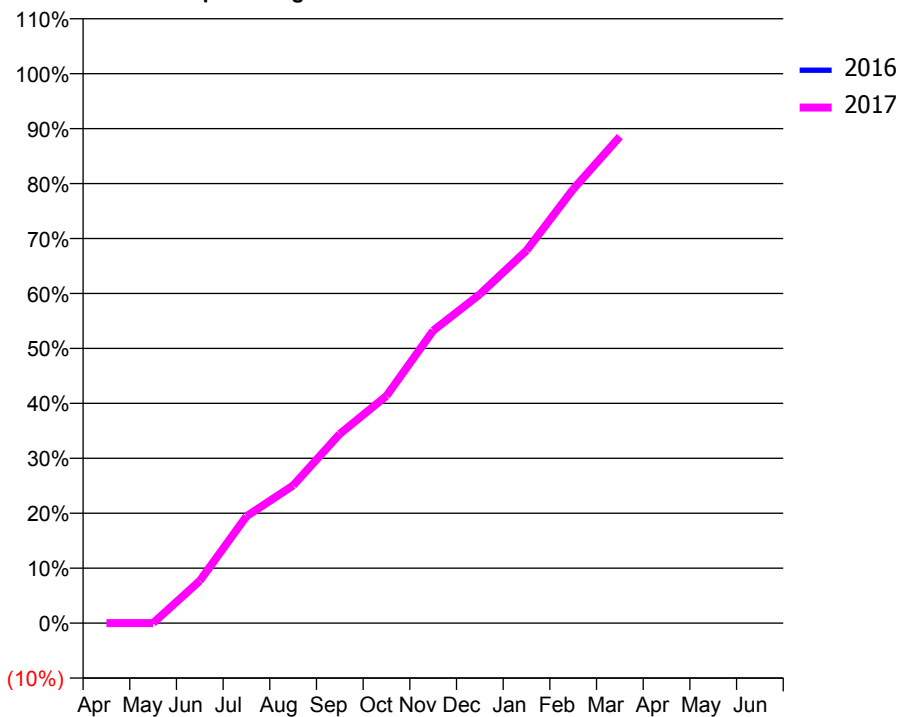
ACCESS*

Patients seen in 24 months	Total	Change since previous quarter
Quarter ending March 2016	0	
Quarter ending June 2016	87	↑
Quarter ending September 2016	249	↑
Quarter ending December 2016	369	↑
Quarter ending March 2017	439	↑
Variance since March 2016	N/A	



ACTIVITY

Cumulative percentage of contracted UDA delivered 2016 & 2017



Adjusted Scheduled Activity (UDA)

Month	2016	2017
April	0	0
May	0	0
June	0	88
July	0	223
August	0	287
September	0	395
October	0	474
November	0	610
December	0	686
January	0	777
February	0	905
March	0	1,015
April	0	
May	0	
June	0	

QUALITY

	Quantity	Base Number	Contract	LHB	Wales
% of FP17s for the same patient ID Re-attending within 3 months - Children	26	562	4.6%	9.1%	11.3%
% of FP17s for the same patient ID Re-attending within 3 months - Adults	1	74	1.4%	13.6%	16.7%
% of FP17s for the same patient ID Re-attending between 3 & 9 months - Children	134	562	23.8%	54.1%	58.0%
% of FP17s for the same patient ID Re-attending between 3 & 9 months - Adults	8	74	10.8%	50.8%	53.7%
% of FP17s for Band 1 Urgent Courses	18	636	2.8%	8.5%	9.0%
% of FP17s Relating to Free Repair or Replacements	0	636	0.0%	0.6%	0.7%
% of FP17s Relating to Continuations	6	636	0.9%	1.1%	0.9%
% of Patients satisfied with the dentistry they have received	4	4	N/A	93.9%	93.9%
% of Patients satisfied with the time they had to wait for an appointment	4	4	N/A	86.6%	88.4%

* This is based on patients treated on this contract for their most recent course of treatment. Figures in italics indicate the base number of FP17s or Patient Questionnaire responses are less than 100. N/A is shown where the base number of responses is less than 10 during the period. % is calculated as Quantity/Base number*100

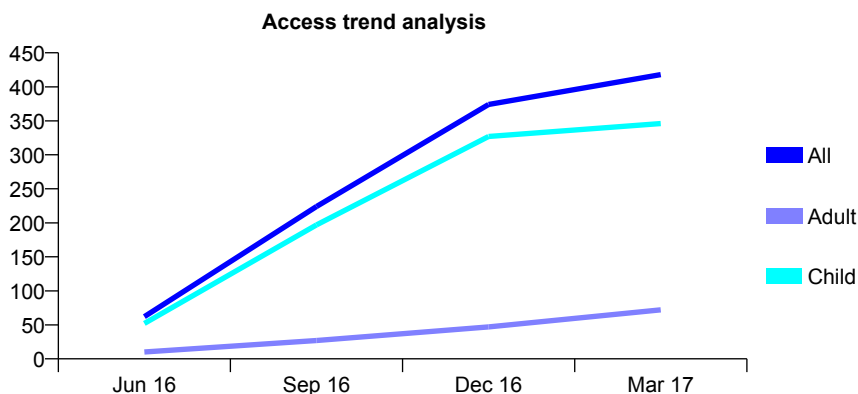
7A2 - Vital Signs At a Glance Contract Report for 100146/0000 - March 2017

Name or company name	Capel Dental
Contract type name	GDS Contract
Purpose of contract	General
Contract start date	01/05/2016
Contract end date	

16/17 Contracted general activity (UDA)	1,054
Carry forward general activity (UDA)	0
16/17 Contracted orthodontic activity (UOA)	0
Carry forward orthodontic activity (UOA)	0
Baseline contract value	£24,422.97

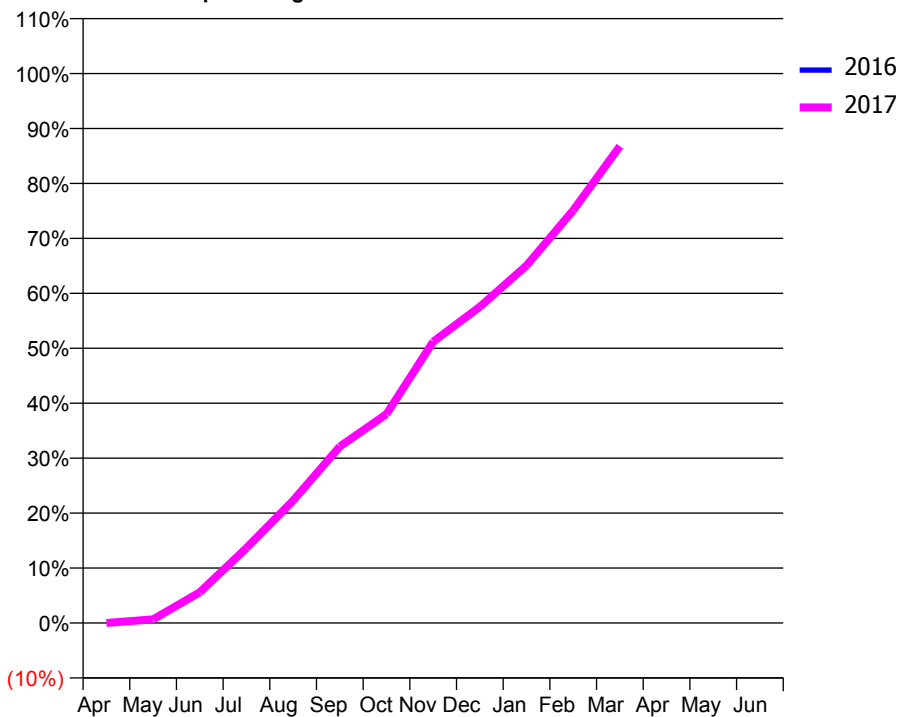
ACCESS*

Patients seen in 24 months	Total	Change since previous quarter
Quarter ending March 2016	0	
Quarter ending June 2016	62	↑
Quarter ending September 2016	224	↑
Quarter ending December 2016	374	↑
Quarter ending March 2017	418	↑
Variance since March 2016	N/A	



ACTIVITY

Cumulative percentage of contracted UDA delivered 2016 & 2017



Adjusted Scheduled Activity (UDA)

Month	2016	2017
April	0	0
May	0	7
June	0	59
July	0	144
August	0	235
September	0	338
October	0	401
November	0	540
December	0	607
January	0	686
February	0	792
March	0	915
April	0	
May	0	
June	0	

QUALITY

	Quantity	Base Number	Contract	LHB	Wales
% of FP17s for the same patient ID Re-attending within 3 months - Children	22	546	4.0%	9.1%	11.3%
% of FP17s for the same patient ID Re-attending within 3 months - Adults	2	63	3.2%	13.6%	16.7%
% of FP17s for the same patient ID Re-attending between 3 & 9 months - Children	122	546	22.3%	54.1%	58.0%
% of FP17s for the same patient ID Re-attending between 3 & 9 months - Adults	3	63	4.8%	50.8%	53.7%
% of FP17s for Band 1 Urgent Courses	8	609	1.3%	8.5%	9.0%
% of FP17s Relating to Free Repair or Replacements	0	609	0.0%	0.6%	0.7%
% of FP17s Relating to Continuations	3	609	0.5%	1.1%	0.9%
% of Patients satisfied with the dentistry they have received	3	3	N/A	93.9%	93.9%
% of Patients satisfied with the time they had to wait for an appointment	3	3	N/A	86.6%	88.4%

* This is based on patients treated on this contract for their most recent course of treatment. Figures in italics indicate the base number of FP17s or Patient Questionnaire responses are less than 100. N/A is shown where the base number of responses is less than 10 during the period. % is calculated as Quantity/Base number*100

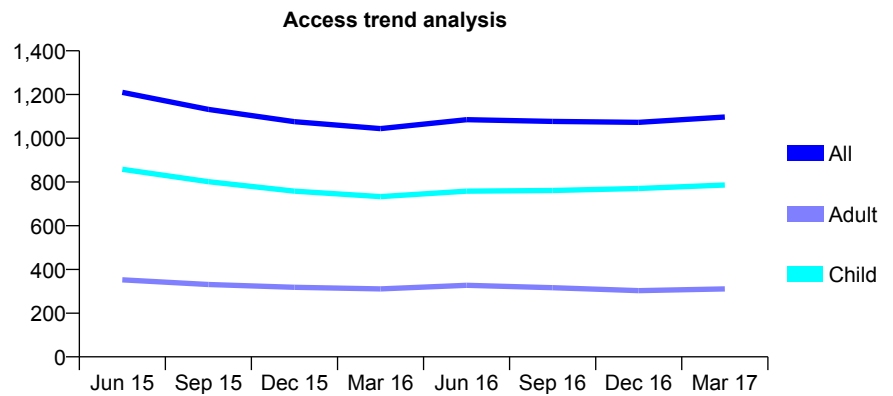
7A2 - Vital Signs At a Glance Contract Report for 105554/0001 - March 2017

Name or company name	K J Dwyer
Contract type name	GDS Contract
Purpose of contract	General
Contract start date	01/11/2012
Contract end date	

16/17 Contracted general activity (UDA)	2,400
Carry forward general activity (UDA)	110
16/17 Contracted orthodontic activity (UOA)	0
Carry forward orthodontic activity (UOA)	0
Baseline contract value	£52,458.94

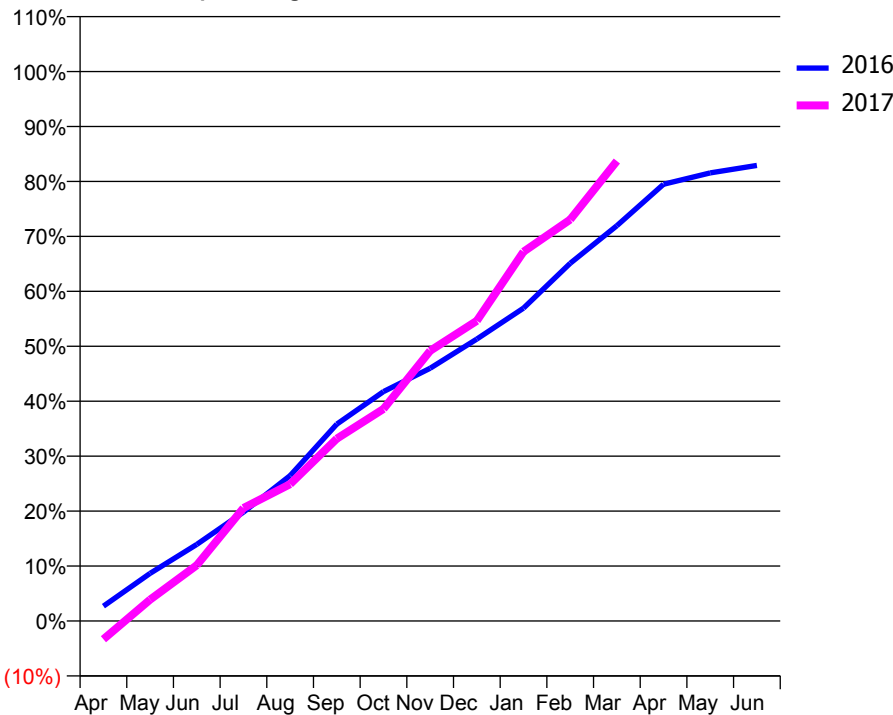
ACCESS*

Patients seen in 24 months	Total	Change since previous quarter
Quarter ending March 2016	1,044	
Quarter ending June 2016	1,085	↑
Quarter ending September 2016	1,077	→
Quarter ending December 2016	1,073	→
Quarter ending March 2017	1,097	↑
Variance since March 2016	5.1%	↑



ACTIVITY

Cumulative percentage of contracted UDA delivered 2016 & 2017



Month	Adjusted Scheduled Activity (UDA)	
	2016	2017
April	65	-80
May	208	94
June	334	244
July	476	494
August	635	598
September	860	796
October	1,002	926
November	1,104	1,180
December	1,232	1,311
January	1,366	1,613
February	1,562	1,753
March	1,727	2,009
April	1,908	
May	1,957	
June	1,990	

QUALITY

	Quantity	Base Number	Contract	LHB	Wales
% of FP17s for the same patient ID Re-attending within 3 months - Children	132	1,219	10.8%	9.1%	11.3%
% of FP17s for the same patient ID Re-attending within 3 months - Adults	21	268	7.8%	13.6%	16.7%
% of FP17s for the same patient ID Re-attending between 3 & 9 months - Children	559	1,219	45.9%	54.1%	58.0%
% of FP17s for the same patient ID Re-attending between 3 & 9 months - Adults	118	268	44.0%	50.8%	53.7%
% of FP17s for Band 1 Urgent Courses	49	1,341	3.7%	8.5%	9.0%
% of FP17s Relating to Free Repair or Replacements	1	1,341	0.1%	0.6%	0.7%
% of FP17s Relating to Continuations	2	1,341	0.1%	1.1%	0.9%
% of Patients satisfied with the dentistry they have received	4	4	N/A	93.9%	93.9%
% of Patients satisfied with the time they had to wait for an appointment	3	4	N/A	86.6%	88.4%

* This is based on patients treated on this contract for their most recent course of treatment. Figures in italics indicate the base number of FP17s or Patient Questionnaire responses are less than 100. N/A is shown where the base number of responses is less than 10 during the period. % is calculated as Quantity/Base number*100

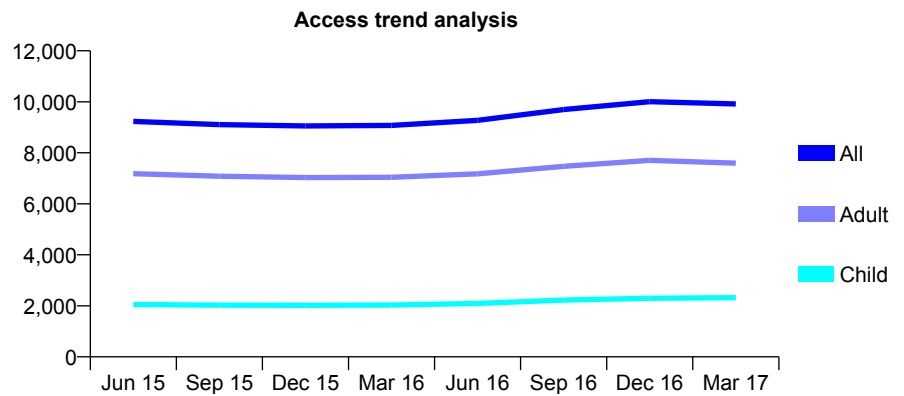
7A2 - Vital Signs At a Glance Contract Report for 106631/0001 - March 2017

Name or company name	Dr N Patel, Dr J Rai and Dr N Kernahan
Contract type name	GDS Contract
Purpose of contract	General
Contract start date	01/04/2006
Contract end date	

16/17 Contracted general activity (UDA)	26,605
Carry forward general activity (UDA)	2,502
16/17 Contracted orthodontic activity (UOA)	0
Carry forward orthodontic activity (UOA)	0
Baseline contract value	£691,104.93

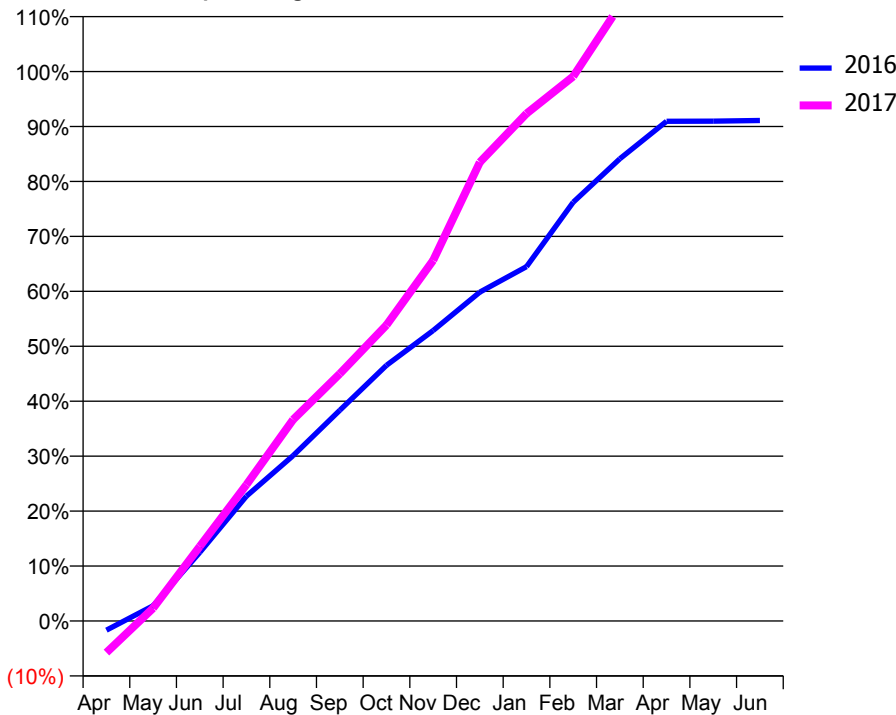
ACCESS*

Patients seen in 24 months	Total	Change since previous quarter
Quarter ending March 2016	9,072	
Quarter ending June 2016	9,271	↑
Quarter ending September 2016	9,697	↑
Quarter ending December 2016	10,006	↑
Quarter ending March 2017	9,915	→
Variance since March 2016	9.3%	↑



ACTIVITY

Cumulative percentage of contracted UDA delivered 2016 & 2017



Month	Adjusted Scheduled Activity (UDA)	
	2016	2017
April	-476	-1,530
May	781	624
June	3,504	3,611
July	6,374	6,602
August	8,445	9,753
September	10,764	11,976
October	13,057	14,327
November	14,837	17,462
December	16,792	22,213
January	18,098	24,568
February	21,384	26,366
March	23,606	29,801
April	25,521	
May	25,527	
June	25,558	

QUALITY

	Quantity	Base Number	Contract	LHB	Wales
% of FP17s for the same patient ID Re-attending within 3 months - Children	227	3,703	6.1%	9.1%	11.3%
% of FP17s for the same patient ID Re-attending within 3 months - Adults	2,012	13,077	15.4%	13.6%	16.7%
% of FP17s for the same patient ID Re-attending between 3 & 9 months - Children	2,114	3,703	57.1%	54.1%	58.0%
% of FP17s for the same patient ID Re-attending between 3 & 9 months - Adults	7,769	13,077	59.4%	50.8%	53.7%
% of FP17s for Band 1 Urgent Courses	831	15,681	5.3%	8.5%	9.0%
% of FP17s Relating to Free Repair or Replacements	143	15,681	0.9%	0.6%	0.7%
% of FP17s Relating to Continuations	371	15,681	2.4%	1.1%	0.9%
% of Patients satisfied with the dentistry they have received	71	77	92.2%	93.9%	93.9%
% of Patients satisfied with the time they had to wait for an appointment	72	77	93.5%	86.6%	88.4%

* This is based on patients treated on this contract for their most recent course of treatment. Figures in italics indicate the base number of FP17s or Patient Questionnaire responses are less than 100. N/A is shown where the base number of responses is less than 10 during the period. % is calculated as Quantity/Base number*100

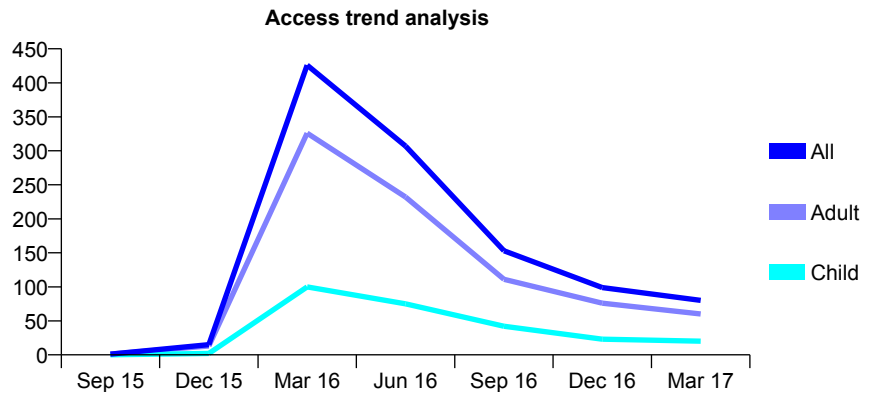
7A2 - Vital Signs At a Glance Contract Report for 106631/0004 - March 2017

Name or company name	Dr N Patel, Dr J Rai and Dr N Kernahan
Contract type name	PDS Contract
Purpose of contract	General
Contract start date	01/04/2015
Contract end date	

16/17 Contracted general activity (UDA)	1,250
Carry forward general activity (UDA)	0
16/17 Contracted orthodontic activity (UOA)	0
Carry forward orthodontic activity (UOA)	0
Baseline contract value	£0.00

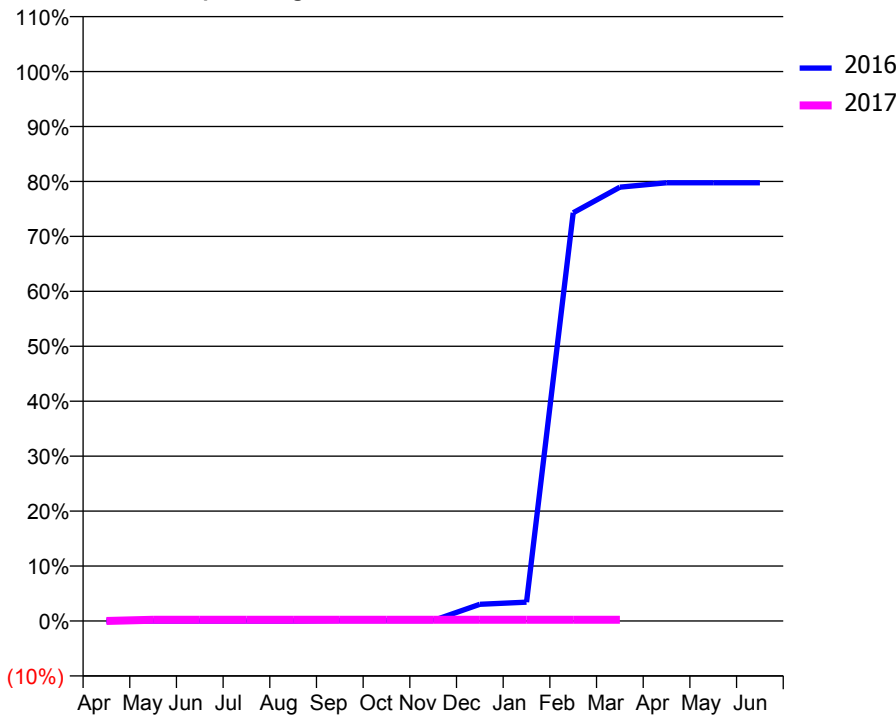
ACCESS*

Patients seen in 24 months	Total	Change since previous quarter
Quarter ending March 2016	426	
Quarter ending June 2016	307	↓
Quarter ending September 2016	153	↓
Quarter ending December 2016	99	↓
Quarter ending March 2017	80	↓
Variance since March 2016	(81.2%)	↓



ACTIVITY

Cumulative percentage of contracted UDA delivered 2016 & 2017



Month	Adjusted Scheduled Activity (UDA)	
	2016	2017
April	0	0
May	0	3
June	0	3
July	0	3
August	0	3
September	1	3
October	1	3
November	1	3
December	38	3
January	43	3
February	929	3
March	987	3
April	997	
May	997	
June	997	

QUALITY

	Quantity	Base Number	Contract	LHB	Wales
% of FP17s for the same patient ID Re-attending within 3 months - Children	0	0	N/A	9.1%	11.3%
% of FP17s for the same patient ID Re-attending within 3 months - Adults	0	5	0.0%	13.6%	16.7%
% of FP17s for the same patient ID Re-attending between 3 & 9 months - Children	0	0	N/A	54.1%	58.0%
% of FP17s for the same patient ID Re-attending between 3 & 9 months - Adults	0	5	0.0%	50.8%	53.7%
% of FP17s for Band 1 Urgent Courses	0	1	0.0%	8.5%	9.0%
% of FP17s Relating to Free Repair or Replacements	0	1	0.0%	0.6%	0.7%
% of FP17s Relating to Continuations	0	1	0.0%	1.1%	0.9%
% of Patients satisfied with the dentistry they have received	0	0	N/A	93.9%	93.9%
% of Patients satisfied with the time they had to wait for an appointment	0	0	N/A	86.6%	88.4%

* This is based on patients treated on this contract for their most recent course of treatment. Figures in italics indicate the base number of FP17s or Patient Questionnaire responses are less than 100. N/A is shown where the base number of responses is less than 10 during the period. % is calculated as Quantity/Base number*100

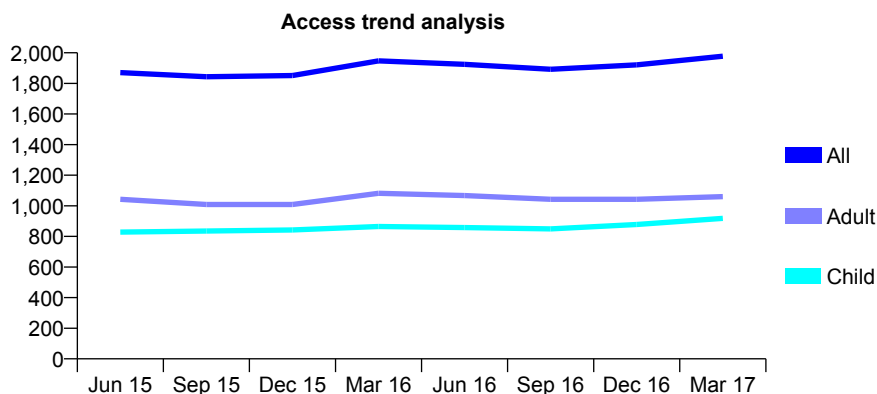
7A2 - Vital Signs At a Glance Contract Report for 106682/0001 - March 2017

Name or company name	Warren Davies Ltd.
Contract type name	GDS Contract
Purpose of contract	General
Contract start date	01/01/2007
Contract end date	

16/17 Contracted general activity (UDA)	9,112
Carry forward general activity (UDA)	44
16/17 Contracted orthodontic activity (UOA)	0
Carry forward orthodontic activity (UOA)	0
Baseline contract value	£236,406.34

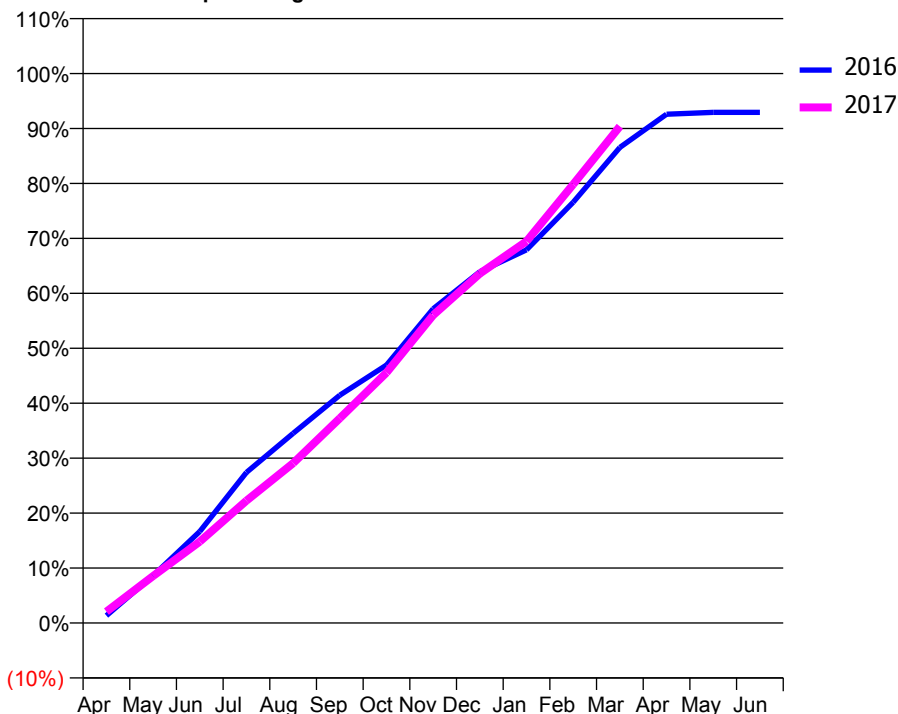
ACCESS*

Patients seen in 24 months	Total	Change since previous quarter
Quarter ending March 2016	1,947	
Quarter ending June 2016	1,925	↓
Quarter ending September 2016	1,892	↓
Quarter ending December 2016	1,921	→
Quarter ending March 2017	1,978	↑
Variance since March 2016	1.6%	→



ACTIVITY

Cumulative percentage of contracted UDA delivered 2016 & 2017



Adjusted Scheduled Activity (UDA)

Month	2016	2017
April	122	190
May	785	779
June	1,518	1,350
July	2,499	2,030
August	3,146	2,651
September	3,777	3,394
October	4,278	4,152
November	5,211	5,104
December	5,825	5,795
January	6,189	6,329
February	6,978	7,273
March	7,886	8,235
April	8,437	
May	8,468	
June	8,468	

QUALITY

	Quantity	Base Number	Contract	LHB	Wales
% of FP17s for the same patient ID Re-attending within 3 months - Children	136	1,630	8.3%	9.1%	11.3%
% of FP17s for the same patient ID Re-attending within 3 months - Adults	496	1,975	25.1%	13.6%	16.7%
% of FP17s for the same patient ID Re-attending between 3 & 9 months - Children	1,000	1,630	61.3%	54.1%	58.0%
% of FP17s for the same patient ID Re-attending between 3 & 9 months - Adults	1,077	1,975	54.5%	50.8%	53.7%
% of FP17s for Band 1 Urgent Courses	395	3,350	11.8%	8.5%	9.0%
% of FP17s Relating to Free Repair or Replacements	1	3,350	0.0%	0.6%	0.7%
% of FP17s Relating to Continuations	41	3,350	1.2%	1.1%	0.9%
% of Patients satisfied with the dentistry they have received	25	25	100.0%	93.9%	93.9%
% of Patients satisfied with the time they had to wait for an appointment	24	25	96.0%	86.6%	88.4%

* This is based on patients treated on this contract for their most recent course of treatment. Figures in italics indicate the base number of FP17s or Patient Questionnaire responses are less than 100. N/A is shown where the base number of responses is less than 10 during the period. % is calculated as Quantity/Base number*100

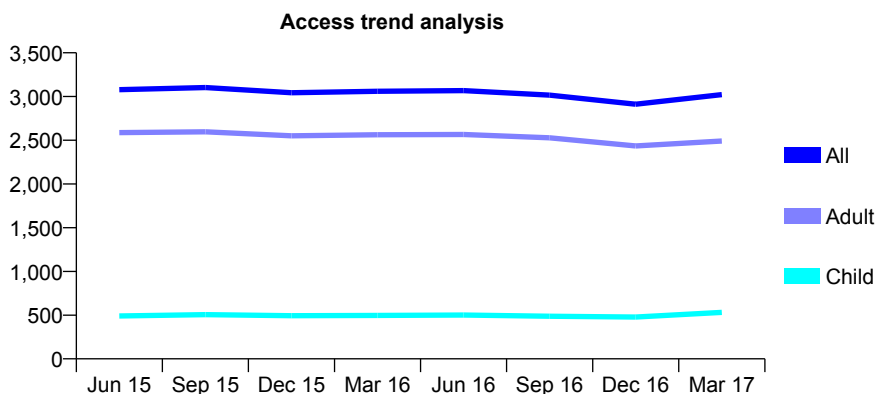
7A2 - Vital Signs At a Glance Contract Report for 106968/0001 - March 2017

Name or company name	Eastgate Dental Surgery Limited
Contract type name	GDS Contract
Purpose of contract	General
Contract start date	01/04/2011
Contract end date	

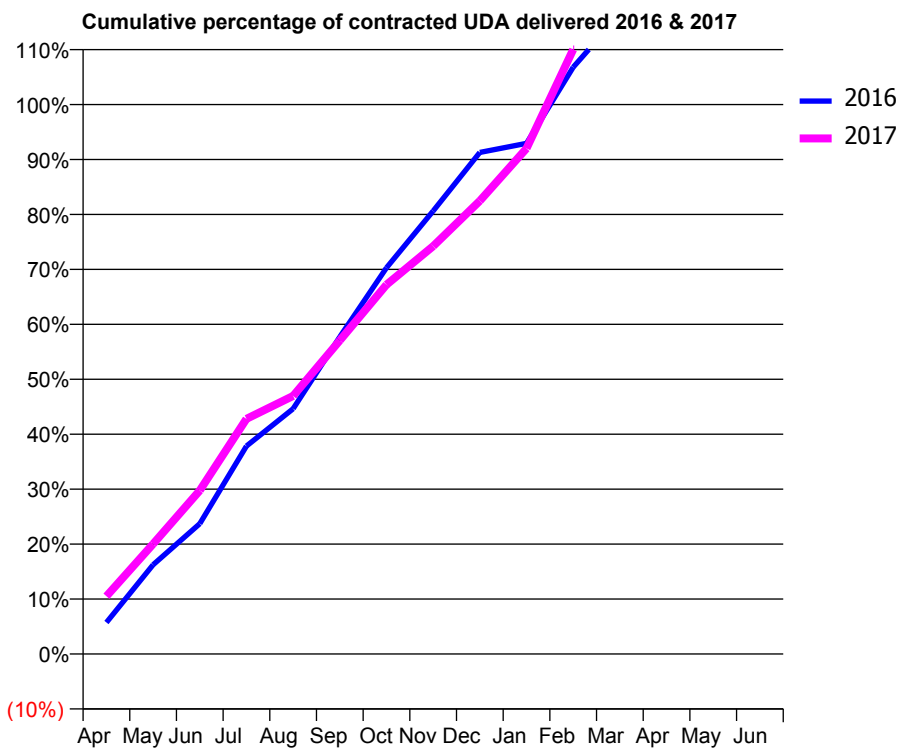
16/17 Contracted general activity (UDA)	7,616
Carry forward general activity (UDA)	-381
16/17 Contracted orthodontic activity (UOA)	0
Carry forward orthodontic activity (UOA)	0
Baseline contract value	£210,431.68

ACCESS*

Patients seen in 24 months	Total	Change since previous quarter
Quarter ending March 2016	3,060	
Quarter ending June 2016	3,067	→
Quarter ending September 2016	3,016	↓
Quarter ending December 2016	2,912	↓
Quarter ending March 2017	3,022	↑
Variance since March 2016	(1.2%)	↓



ACTIVITY



Month	Adjusted Scheduled Activity (UDA)	
	2016	2017
April	471	801
May	1,333	1,525
June	1,948	2,267
July	3,109	3,259
August	3,666	3,577
September	4,740	4,346
October	5,772	5,118
November	6,621	5,653
December	7,496	6,281
January	7,632	7,007
February	8,770	8,379
March	9,559	9,291
April	10,011	
May	10,047	
June	10,054	

QUALITY

	Quantity	Base Number	Contract	LHB	Wales
% of FP17s for the same patient ID Re-attending within 3 months - Children	52	769	6.8%	9.1%	11.3%
% of FP17s for the same patient ID Re-attending within 3 months - Adults	457	3,570	12.8%	13.6%	16.7%
% of FP17s for the same patient ID Re-attending between 3 & 9 months - Children	399	769	51.9%	54.1%	58.0%
% of FP17s for the same patient ID Re-attending between 3 & 9 months - Adults	2,090	3,570	58.5%	50.8%	53.7%
% of FP17s for Band 1 Urgent Courses	314	4,041	7.8%	8.5%	9.0%
% of FP17s Relating to Free Repair or Replacements	7	4,041	0.2%	0.6%	0.7%
% of FP17s Relating to Continuations	7	4,041	0.2%	1.1%	0.9%
% of Patients satisfied with the dentistry they have received	27	30	90.0%	93.9%	93.9%
% of Patients satisfied with the time they had to wait for an appointment	25	30	83.3%	86.6%	88.4%

* This is based on patients treated on this contract for their most recent course of treatment. Figures in italics indicate the base number of FP17s or Patient Questionnaire responses are less than 100. N/A is shown where the base number of responses is less than 10 during the period. % is calculated as Quantity/Base number*100

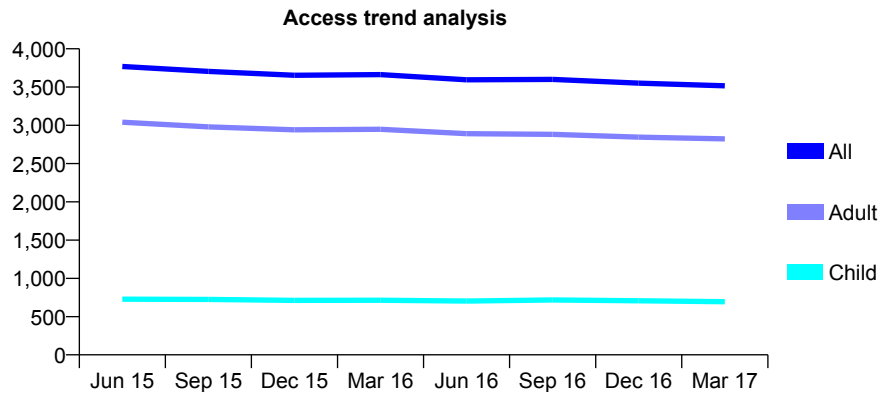
7A2 - Vital Signs At a Glance Contract Report for 112461/0001 - March 2017

Name or company name	Deintyddfa Emlyn
Contract type name	GDS Contract
Purpose of contract	General
Contract start date	21/02/2011
Contract end date	

16/17 Contracted general activity (UDA)	12,000
Carry forward general activity (UDA)	273
16/17 Contracted orthodontic activity (UOA)	0
Carry forward orthodontic activity (UOA)	0
Baseline contract value	£304,696.49

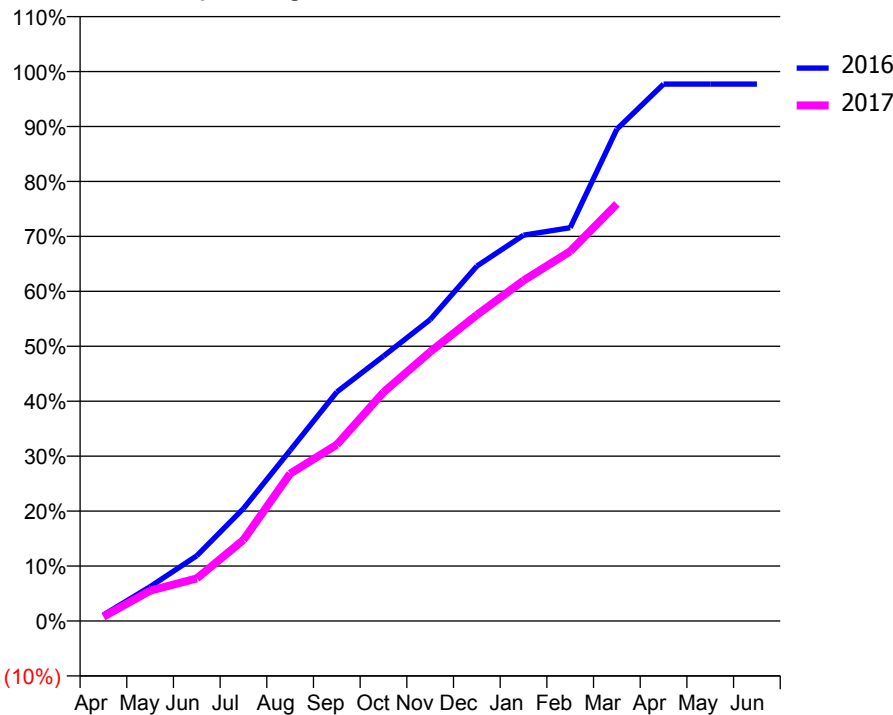
ACCESS*

Patients seen in 24 months	Total	Change since previous quarter
Quarter ending March 2016	3,662	
Quarter ending June 2016	3,594	↓
Quarter ending September 2016	3,600	→
Quarter ending December 2016	3,551	↓
Quarter ending March 2017	3,517	→
Variance since March 2016	(4.0%)	↓



ACTIVITY

Cumulative percentage of contracted UDA delivered 2016 & 2017



Month	Adjusted Scheduled Activity (UDA)	
	2016	2017
April	133	95
May	750	661
June	1,424	931
July	2,455	1,773
August	3,725	3,219
September	5,000	3,851
October	5,786	4,997
November	6,582	5,878
December	7,750	6,684
January	8,427	7,437
February	8,589	8,073
March	10,742	9,108
April	11,725	
May	11,727	
June	11,727	

QUALITY

	Quantity	Base Number	Contract	LHB	Wales
% of FP17s for the same patient ID Re-attending within 3 months - Children	55	1,169	4.7%	9.1%	11.3%
% of FP17s for the same patient ID Re-attending within 3 months - Adults	413	4,537	9.1%	13.6%	16.7%
% of FP17s for the same patient ID Re-attending between 3 & 9 months - Children	773	1,169	66.1%	54.1%	58.0%
% of FP17s for the same patient ID Re-attending between 3 & 9 months - Adults	3,277	4,537	72.2%	50.8%	53.7%
% of FP17s for Band 1 Urgent Courses	369	5,320	6.9%	8.5%	9.0%
% of FP17s Relating to Free Repair or Replacements	28	5,320	0.5%	0.6%	0.7%
% of FP17s Relating to Continuations	1	5,320	0.0%	1.1%	0.9%
% of Patients satisfied with the dentistry they have received	46	47	97.9%	93.9%	93.9%
% of Patients satisfied with the time they had to wait for an appointment	43	47	91.5%	86.6%	88.4%

* This is based on patients treated on this contract for their most recent course of treatment. Figures in italics indicate the base number of FP17s or Patient Questionnaire responses are less than 100. N/A is shown where the base number of responses is less than 10 during the period. % is calculated as Quantity/Base number*100

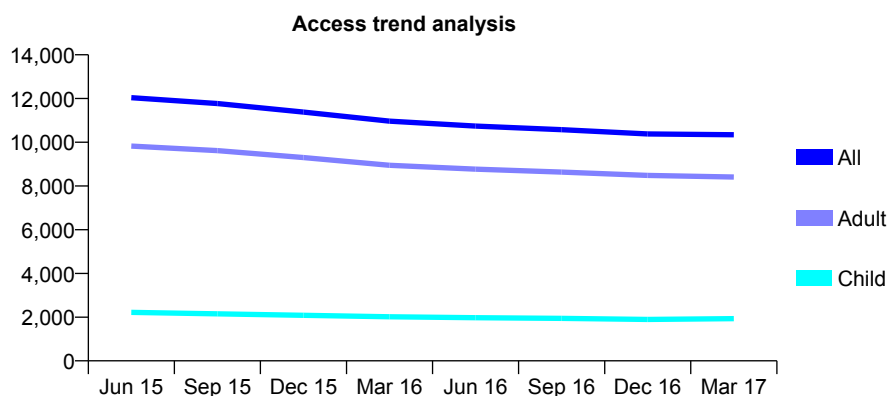
7A2 - Vital Signs At a Glance Contract Report for 112488/0001 - March 2017

Name or company name	Integrated Dental Holdings
Contract type name	GDS Contract
Purpose of contract	General
Contract start date	01/04/2006
Contract end date	

16/17 Contracted general activity (UDA)	37,500
Carry forward general activity (UDA)	1,294
16/17 Contracted orthodontic activity (UOA)	0
Carry forward orthodontic activity (UOA)	0
Baseline contract value	£857,043.97

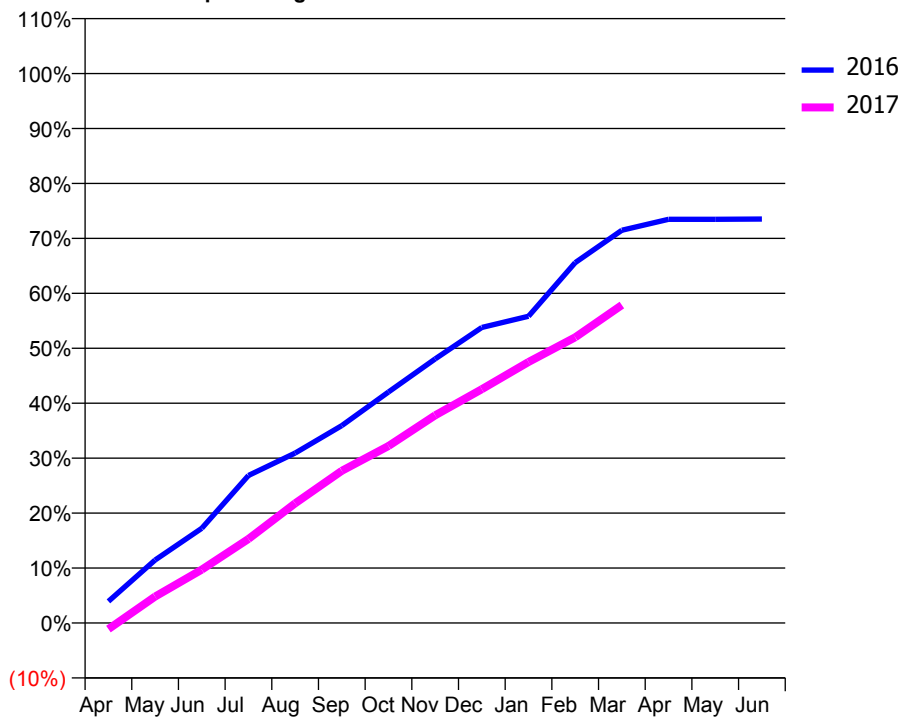
ACCESS*

Patients seen in 24 months	Total	Change since previous quarter
Quarter ending March 2016	10,963	
Quarter ending June 2016	10,740	↓
Quarter ending September 2016	10,575	↓
Quarter ending December 2016	10,377	↓
Quarter ending March 2017	10,344	→
Variance since March 2016	(5.6%)	↓



ACTIVITY

Cumulative percentage of contracted UDA delivered 2016 & 2017



Month	Adjusted Scheduled Activity (UDA)	
	2016	2017
April	1,480	-424
May	4,299	1,802
June	6,468	3,644
July	10,071	5,739
August	11,598	8,166
September	13,474	10,386
October	15,762	12,078
November	18,019	14,176
December	20,173	15,955
January	20,936	17,810
February	24,595	19,494
March	26,803	21,701
April	27,555	
May	27,553	
June	27,569	

QUALITY

	Quantity	Base Number	Contract	LHB	Wales
% of FP17s for the same patient ID Re-attending within 3 months - Children	38	2,306	1.6%	9.1%	11.3%
% of FP17s for the same patient ID Re-attending within 3 months - Adults	471	9,948	4.7%	13.6%	16.7%
% of FP17s for the same patient ID Re-attending between 3 & 9 months - Children	909	2,306	39.4%	54.1%	58.0%
% of FP17s for the same patient ID Re-attending between 3 & 9 months - Adults	4,796	9,948	48.2%	50.8%	53.7%
% of FP17s for Band 1 Urgent Courses	182	11,878	1.5%	8.5%	9.0%
% of FP17s Relating to Free Repair or Replacements	25	11,878	0.2%	0.6%	0.7%
% of FP17s Relating to Continuations	70	11,878	0.6%	1.1%	0.9%
% of Patients satisfied with the dentistry they have received	56	60	93.3%	93.9%	93.9%
% of Patients satisfied with the time they had to wait for an appointment	52	60	86.7%	86.6%	88.4%

* This is based on patients treated on this contract for their most recent course of treatment. Figures in italics indicate the base number of FP17s or Patient Questionnaire responses are less than 100. N/A is shown where the base number of responses is less than 10 during the period. % is calculated as Quantity/Base number*100

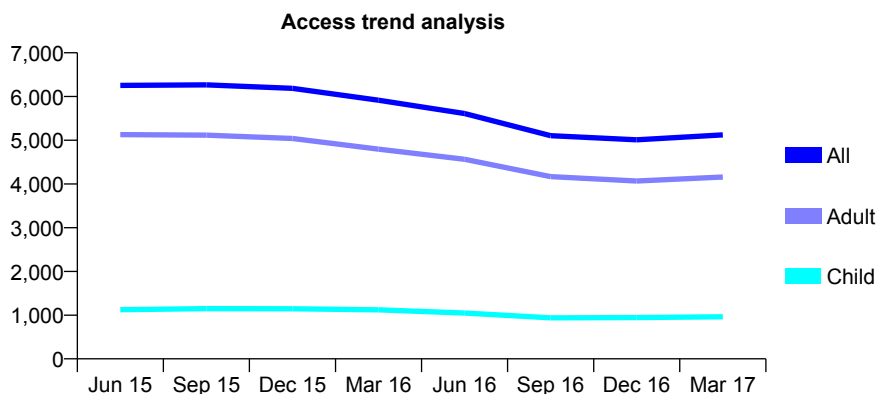
7A2 - Vital Signs At a Glance Contract Report for 116300/0001 - March 2017

Name or company name	Whitecross Dental Care Ltd
Contract type name	GDS Contract
Purpose of contract	General
Contract start date	01/11/2006
Contract end date	

16/17 Contracted general activity (UDA)	15,000
Carry forward general activity (UDA)	-506
16/17 Contracted orthodontic activity (UOA)	0
Carry forward orthodontic activity (UOA)	0
Baseline contract value	£350,048.09

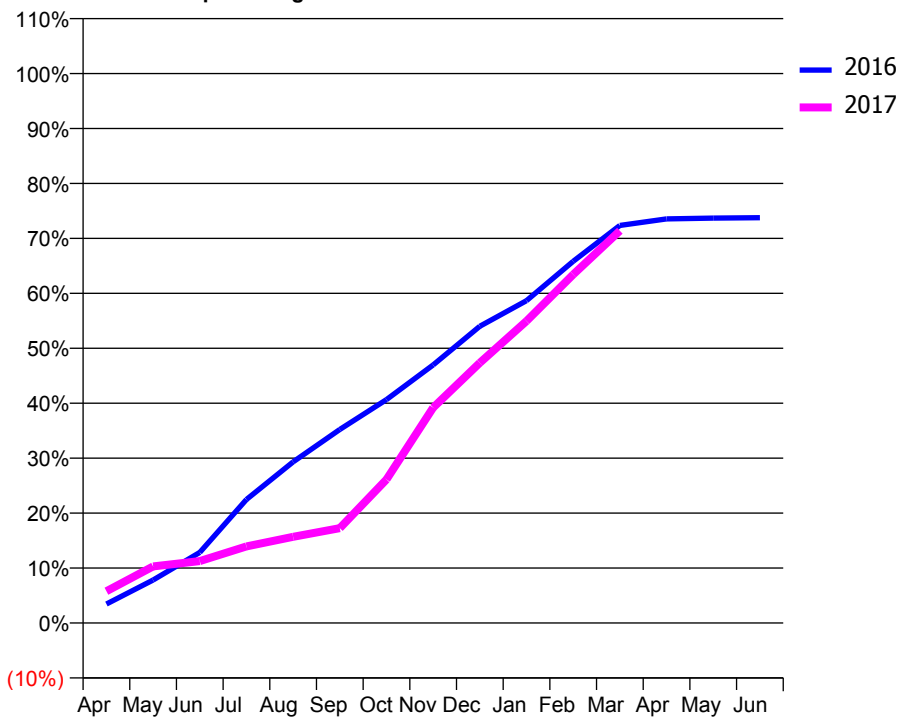
ACCESS*

Patients seen in 24 months	Total	Change since previous quarter
Quarter ending March 2016	5,916	
Quarter ending June 2016	5,610	↓
Quarter ending September 2016	5,104	↓
Quarter ending December 2016	5,009	↓
Quarter ending March 2017	5,122	↑
Variance since March 2016	(13.4%)	↓



ACTIVITY

Cumulative percentage of contracted UDA delivered 2016 & 2017



Month	Adjusted Scheduled Activity (UDA)	
	2016	2017
April	520	869
May	1,172	1,545
June	1,928	1,690
July	3,372	2,090
August	4,401	2,352
September	5,282	2,590
October	6,099	3,918
November	7,044	5,880
December	8,100	7,102
January	8,801	8,244
February	9,873	9,514
March	10,851	10,707
April	11,031	
May	11,055	
June	11,064	

QUALITY

	Quantity	Base Number	Contract	LHB	Wales
% of FP17s for the same patient ID Re-attending within 3 months - Children	53	897	5.9%	9.1%	11.3%
% of FP17s for the same patient ID Re-attending within 3 months - Adults	447	4,147	10.8%	13.6%	16.7%
% of FP17s for the same patient ID Re-attending between 3 & 9 months - Children	127	897	14.2%	54.1%	58.0%
% of FP17s for the same patient ID Re-attending between 3 & 9 months - Adults	759	4,147	18.3%	50.8%	53.7%
% of FP17s for Band 1 Urgent Courses	188	4,952	3.8%	8.5%	9.0%
% of FP17s Relating to Free Repair or Replacements	31	4,952	0.6%	0.6%	0.7%
% of FP17s Relating to Continuations	114	4,952	2.3%	1.1%	0.9%
% of Patients satisfied with the dentistry they have received	27	31	87.1%	93.9%	93.9%
% of Patients satisfied with the time they had to wait for an appointment	21	31	67.7%	86.6%	88.4%

* This is based on patients treated on this contract for their most recent course of treatment. Figures in italics indicate the base number of FP17s or Patient Questionnaire responses are less than 100. N/A is shown where the base number of responses is less than 10 during the period. % is calculated as Quantity/Base number*100

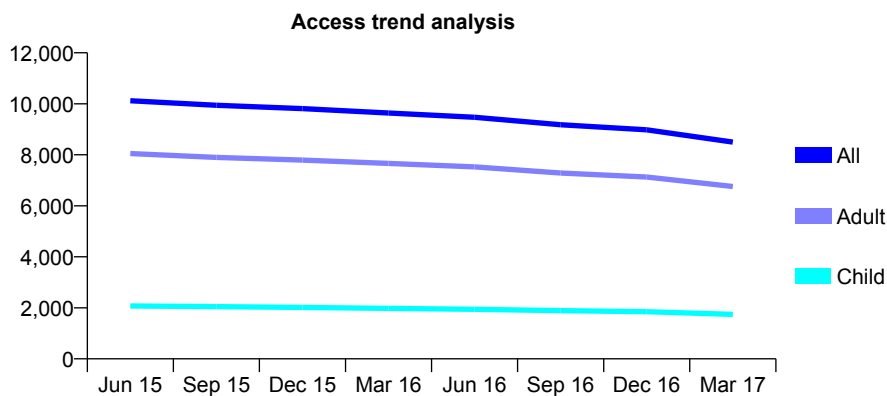
7A2 - Vital Signs At a Glance Contract Report for 116300/0002 - March 2017

Name or company name	Whitecross Dental Care Ltd
Contract type name	GDS Contract
Purpose of contract	General
Contract start date	21/11/2007
Contract end date	

16/17 Contracted general activity (UDA)	30,004
Carry forward general activity (UDA)	0
16/17 Contracted orthodontic activity (UOA)	0
Carry forward orthodontic activity (UOA)	0
Baseline contract value	£646,276.46

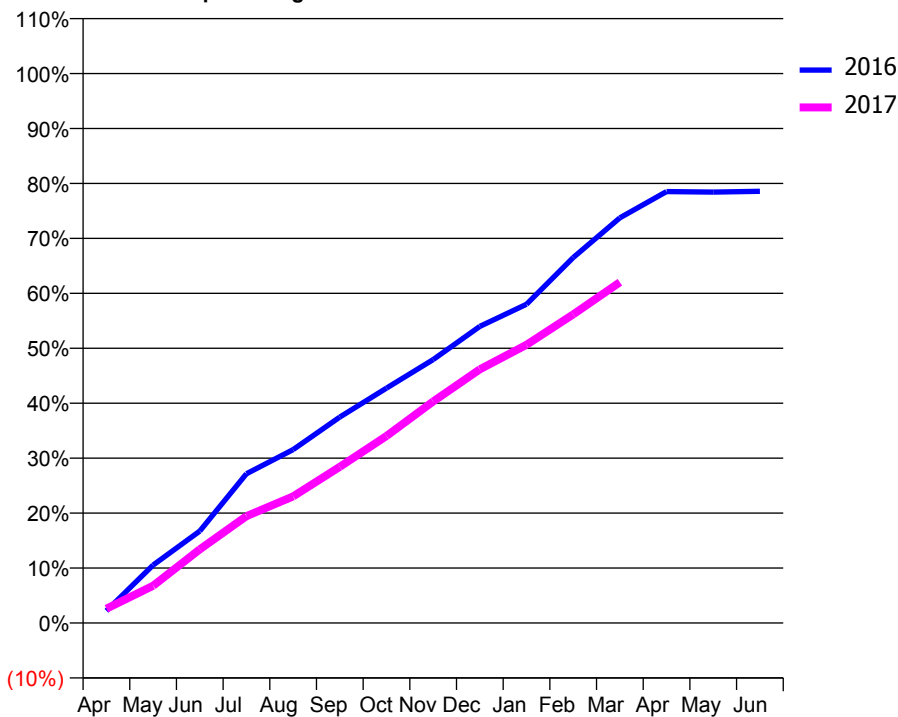
ACCESS*

Patients seen in 24 months	Total	Change since previous quarter
Quarter ending March 2016	9,640	
Quarter ending June 2016	9,473	↓
Quarter ending September 2016	9,178	↓
Quarter ending December 2016	8,981	↓
Quarter ending March 2017	8,500	↓
Variance since March 2016	(11.8%)	↓



ACTIVITY

Cumulative percentage of contracted UDA delivered 2016 & 2017



Month	Adjusted Scheduled Activity (UDA)	
	2016	2017
April	669	780
May	3,165	2,035
June	5,022	4,023
July	8,152	5,837
August	9,466	6,912
September	11,244	8,531
October	12,829	10,208
November	14,381	12,097
December	16,194	13,852
January	17,404	15,194
February	19,956	16,848
March	22,123	18,606
April	23,556	
May	23,528	
June	23,571	

QUALITY

	Quantity	Base Number	Contract	LHB	Wales
% of FP17s for the same patient ID Re-attending within 3 months - Children	65	1,792	3.6%	9.1%	11.3%
% of FP17s for the same patient ID Re-attending within 3 months - Adults	573	6,684	8.6%	13.6%	16.7%
% of FP17s for the same patient ID Re-attending between 3 & 9 months - Children	501	1,792	28.0%	54.1%	58.0%
% of FP17s for the same patient ID Re-attending between 3 & 9 months - Adults	2,305	6,684	34.5%	50.8%	53.7%
% of FP17s for Band 1 Urgent Courses	177	7,737	2.3%	8.5%	9.0%
% of FP17s Relating to Free Repair or Replacements	116	7,737	1.5%	0.6%	0.7%
% of FP17s Relating to Continuations	134	7,737	1.7%	1.1%	0.9%
% of Patients satisfied with the dentistry they have received	61	61	100.0%	93.9%	93.9%
% of Patients satisfied with the time they had to wait for an appointment	55	61	90.2%	86.6%	88.4%

* This is based on patients treated on this contract for their most recent course of treatment. Figures in italics indicate the base number of FP17s or Patient Questionnaire responses are less than 100. N/A is shown where the base number of responses is less than 10 during the period. % is calculated as Quantity/Base number*100

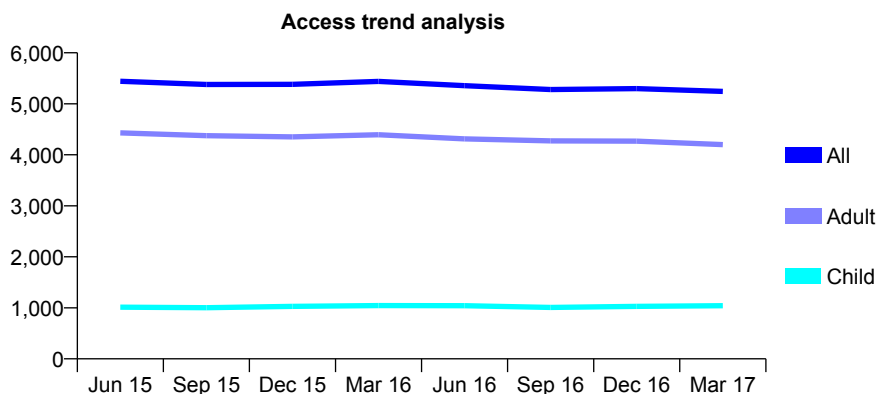
7A2 - Vital Signs At a Glance Contract Report for 116300/0003 - March 2017

Name or company name	Whitecross Dental Care Ltd
Contract type name	GDS Contract
Purpose of contract	General
Contract start date	01/03/2008
Contract end date	

16/17 Contracted general activity (UDA)	15,957
Carry forward general activity (UDA)	130
16/17 Contracted orthodontic activity (UOA)	0
Carry forward orthodontic activity (UOA)	0
Baseline contract value	£484,261.14

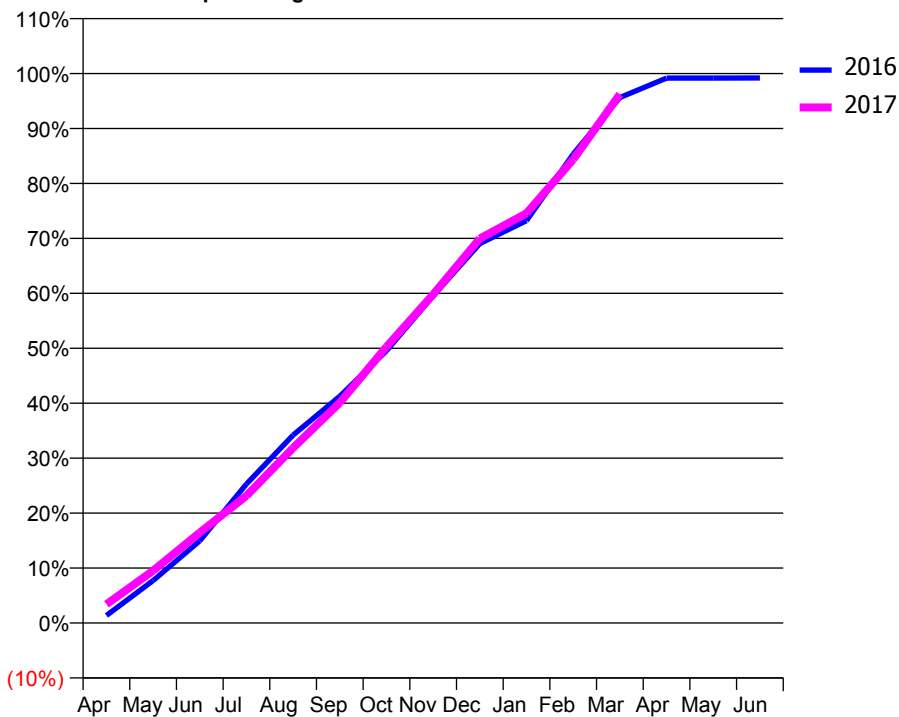
ACCESS*

Patients seen in 24 months	Total	Change since previous quarter
Quarter ending March 2016	5,438	
Quarter ending June 2016	5,356	↓
Quarter ending September 2016	5,280	↓
Quarter ending December 2016	5,297	→
Quarter ending March 2017	5,242	↓
Variance since March 2016	(3.6%)	↓



ACTIVITY

Cumulative percentage of contracted UDA delivered 2016 & 2017



Month	Adjusted Scheduled Activity (UDA)	
	2016	2017
April	220	545
May	1,235	1,522
June	2,388	2,629
July	4,037	3,697
August	5,457	5,087
September	6,584	6,400
October	7,905	8,020
November	9,501	9,545
December	11,020	11,166
January	11,686	11,897
February	13,617	13,464
March	15,259	15,356
April	15,824	
May	15,824	
June	15,827	

QUALITY

	Quantity	Base Number	Contract	LHB	Wales
% of FP17s for the same patient ID Re-attending within 3 months - Children	41	1,104	3.7%	9.1%	11.3%
% of FP17s for the same patient ID Re-attending within 3 months - Adults	443	4,495	9.9%	13.6%	16.7%
% of FP17s for the same patient ID Re-attending between 3 & 9 months - Children	378	1,104	34.2%	54.1%	58.0%
% of FP17s for the same patient ID Re-attending between 3 & 9 months - Adults	1,531	4,495	34.1%	50.8%	53.7%
% of FP17s for Band 1 Urgent Courses	47	5,417	0.9%	8.5%	9.0%
% of FP17s Relating to Free Repair or Replacements	29	5,417	0.5%	0.6%	0.7%
% of FP17s Relating to Continuations	124	5,417	2.3%	1.1%	0.9%
% of Patients satisfied with the dentistry they have received	37	41	90.2%	93.9%	93.9%
% of Patients satisfied with the time they had to wait for an appointment	36	41	87.8%	86.6%	88.4%

* This is based on patients treated on this contract for their most recent course of treatment. Figures in italics indicate the base number of FP17s or Patient Questionnaire responses are less than 100. N/A is shown where the base number of responses is less than 10 during the period. % is calculated as Quantity/Base number*100

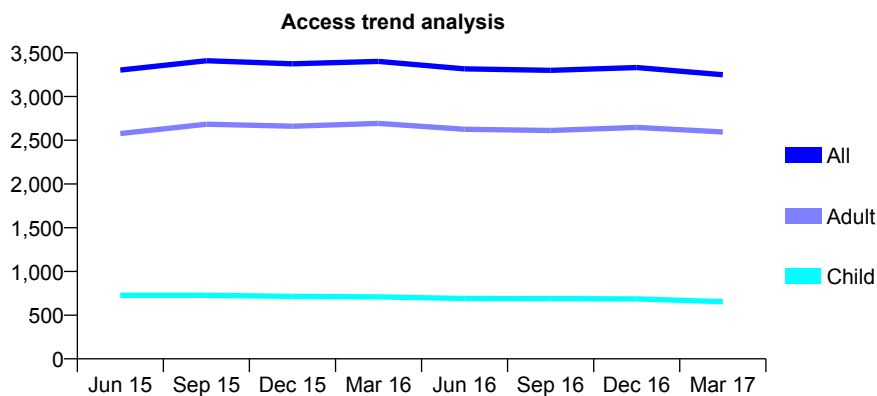
7A2 - Vital Signs At a Glance Contract Report for 117226/0001 - March 2017

Name or company name	Coastrock Ltd & Blackrock Ltd
Contract type name	GDS Contract
Purpose of contract	General
Contract start date	01/10/2012
Contract end date	

16/17 Contracted general activity (UDA)	8,223
Carry forward general activity (UDA)	-374
16/17 Contracted orthodontic activity (UOA)	0
Carry forward orthodontic activity (UOA)	0
Baseline contract value	£237,627.55

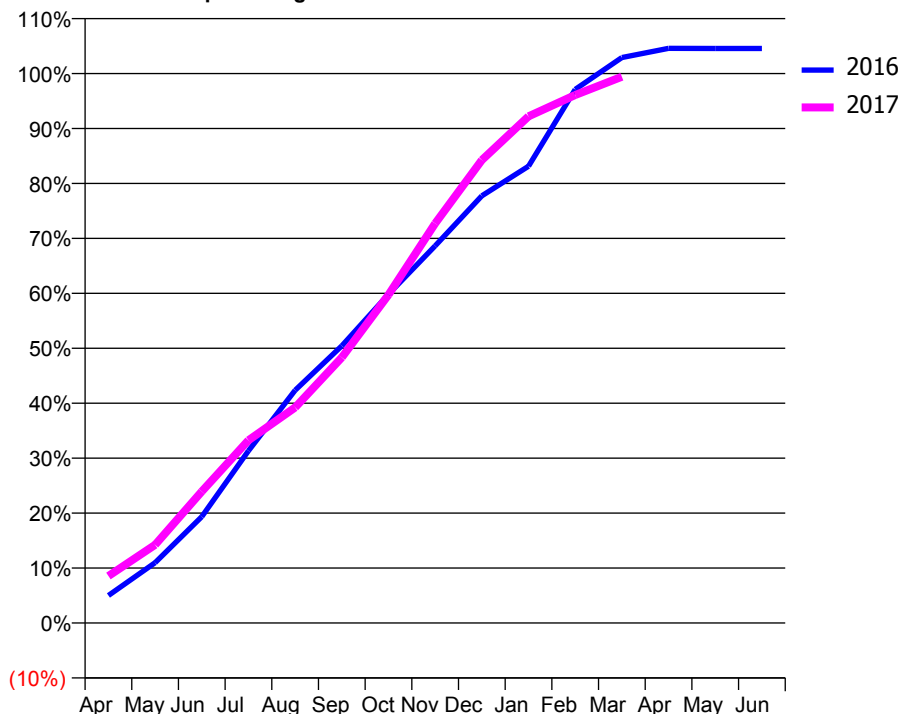
ACCESS*

Patients seen in 24 months	Total	Change since previous quarter
Quarter ending March 2016	3,401	
Quarter ending June 2016	3,316	↓
Quarter ending September 2016	3,300	→
Quarter ending December 2016	3,331	→
Quarter ending March 2017	3,249	↓
Variance since March 2016	(4.5%)	↓



ACTIVITY

Cumulative percentage of contracted UDA delivered 2016 & 2017



Month	Adjusted Scheduled Activity (UDA)	
	2016	2017
April	411	703
May	903	1,171
June	1,592	1,968
July	2,577	2,734
August	3,482	3,226
September	4,147	3,973
October	4,920	4,911
November	5,644	5,980
December	6,392	6,927
January	6,836	7,582
February	7,986	7,900
March	8,461	8,174
April	8,600	
May	8,597	
June	8,597	

QUALITY

	Quantity	Base Number	Contract	LHB	Wales
% of FP17s for the same patient ID Re-attending within 3 months - Children	46	797	5.8%	9.1%	11.3%
% of FP17s for the same patient ID Re-attending within 3 months - Adults	300	2,968	10.1%	13.6%	16.7%
% of FP17s for the same patient ID Re-attending between 3 & 9 months - Children	413	797	51.8%	54.1%	58.0%
% of FP17s for the same patient ID Re-attending between 3 & 9 months - Adults	1,615	2,968	54.4%	50.8%	53.7%
% of FP17s for Band 1 Urgent Courses	624	3,707	16.8%	8.5%	9.0%
% of FP17s Relating to Free Repair or Replacements	5	3,707	0.1%	0.6%	0.7%
% of FP17s Relating to Continuations	6	3,707	0.2%	1.1%	0.9%
% of Patients satisfied with the dentistry they have received	20	22	90.9%	93.9%	93.9%
% of Patients satisfied with the time they had to wait for an appointment	19	22	86.4%	86.6%	88.4%

* This is based on patients treated on this contract for their most recent course of treatment. Figures in italics indicate the base number of FP17s or Patient Questionnaire responses are less than 100. N/A is shown where the base number of responses is less than 10 during the period. % is calculated as Quantity/Base number*100

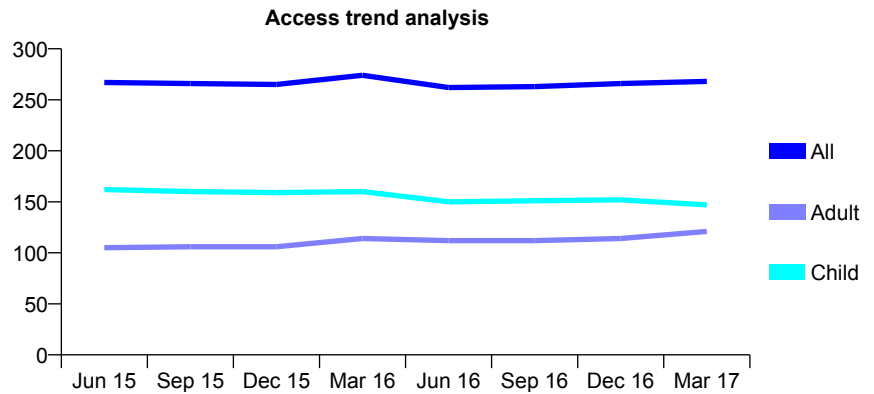
7A2 - Vital Signs At a Glance Contract Report for 119172/0001 - March 2017

Name or company name	D M Snape, M Shaw & H Foley
Contract type name	GDS Contract
Purpose of contract	General
Contract start date	01/03/2007
Contract end date	

16/17 Contracted general activity (UDA)	650
Carry forward general activity (UDA)	8
16/17 Contracted orthodontic activity (UOA)	0
Carry forward orthodontic activity (UOA)	0
Baseline contract value	£17,901.67

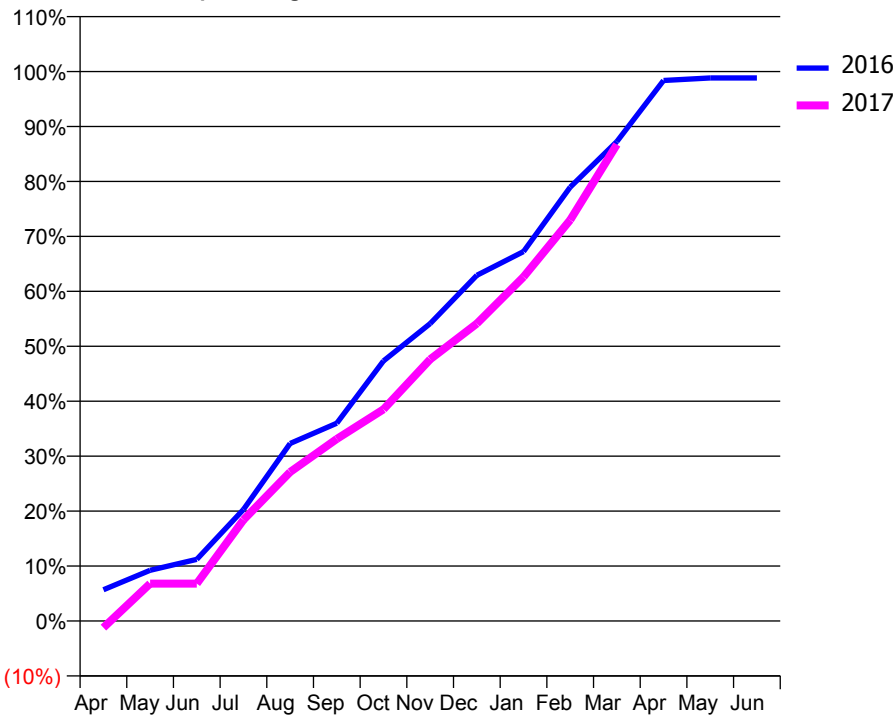
ACCESS*

Patients seen in 24 months	Total	Change since previous quarter
Quarter ending March 2016	274	
Quarter ending June 2016	262	↓
Quarter ending September 2016	263	→
Quarter ending December 2016	266	→
Quarter ending March 2017	268	→
Variance since March 2016	(2.2%)	↓



ACTIVITY

Cumulative percentage of contracted UDA delivered 2016 & 2017



Month	Adjusted Scheduled Activity (UDA)	
	2016	2017
April	37	-8
May	60	44
June	73	44
July	132	120
August	210	176
September	234	215
October	308	250
November	352	310
December	409	352
January	437	407
February	513	474
March	567	564
April	639	
May	642	
June	642	

QUALITY

	Quantity	Base Number	Contract	LHB	Wales
% of FP17s for the same patient ID Re-attending within 3 months - Children	19	242	7.9%	9.1%	11.3%
% of FP17s for the same patient ID Re-attending within 3 months - Adults	8	124	6.5%	13.6%	16.7%
% of FP17s for the same patient ID Re-attending between 3 & 9 months - Children	145	242	59.9%	54.1%	58.0%
% of FP17s for the same patient ID Re-attending between 3 & 9 months - Adults	68	124	54.8%	50.8%	53.7%
% of FP17s for Band 1 Urgent Courses	13	339	3.8%	8.5%	9.0%
% of FP17s Relating to Free Repair or Replacements	0	339	0.0%	0.6%	0.7%
% of FP17s Relating to Continuations	0	339	0.0%	1.1%	0.9%
% of Patients satisfied with the dentistry they have received	4	4	N/A	93.9%	93.9%
% of Patients satisfied with the time they had to wait for an appointment	4	4	N/A	86.6%	88.4%

* This is based on patients treated on this contract for their most recent course of treatment. Figures in italics indicate the base number of FP17s or Patient Questionnaire responses are less than 100. N/A is shown where the base number of responses is less than 10 during the period. % is calculated as Quantity/Base number*100

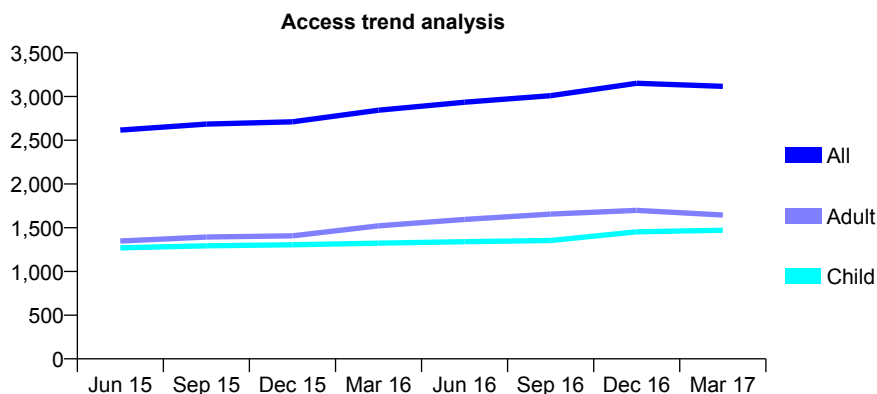
7A2 - Vital Signs At a Glance Contract Report for 123919/0001 - March 2017

Name or company name	Avenue Villa Dental Surgery
Contract type name	GDS Contract
Purpose of contract	General
Contract start date	01/12/2013
Contract end date	

16/17 Contracted general activity (UDA)	9,000
Carry forward general activity (UDA)	-41
16/17 Contracted orthodontic activity (UOA)	0
Carry forward orthodontic activity (UOA)	0
Baseline contract value	£262,266.14

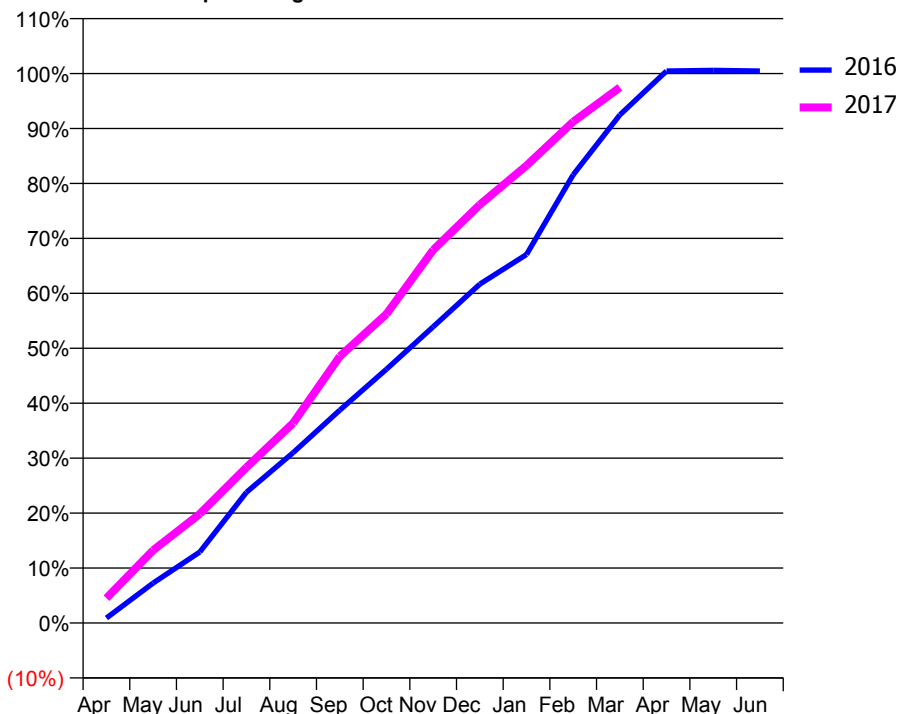
ACCESS*

Patients seen in 24 months	Total	Change since previous quarter
Quarter ending March 2016	2,844	
Quarter ending June 2016	2,935	↑
Quarter ending September 2016	3,010	↑
Quarter ending December 2016	3,151	↑
Quarter ending March 2017	3,116	↓
Variance since March 2016	9.6%	↑



ACTIVITY

Cumulative percentage of contracted UDA delivered 2016 & 2017



Month	Adjusted Scheduled Activity (UDA)	
	2016	2017
April	83	407
May	655	1,191
June	1,164	1,788
July	2,142	2,550
August	2,789	3,274
September	3,486	4,367
October	4,158	5,061
November	4,851	6,110
December	5,551	6,852
January	6,035	7,492
February	7,341	8,210
March	8,323	8,772
April	9,040	
May	9,051	
June	9,041	

QUALITY

	Quantity	Base Number	Contract	LHB	Wales
% of FP17s for the same patient ID Re-attending within 3 months - Children	115	2,203	5.2%	9.1%	11.3%
% of FP17s for the same patient ID Re-attending within 3 months - Adults	287	2,048	14.0%	13.6%	16.7%
% of FP17s for the same patient ID Re-attending between 3 & 9 months - Children	1,265	2,203	57.4%	54.1%	58.0%
% of FP17s for the same patient ID Re-attending between 3 & 9 months - Adults	920	2,048	44.9%	50.8%	53.7%
% of FP17s for Band 1 Urgent Courses	271	4,011	6.8%	8.5%	9.0%
% of FP17s Relating to Free Repair or Replacements	7	4,011	0.2%	0.6%	0.7%
% of FP17s Relating to Continuations	1	4,011	0.0%	1.1%	0.9%
% of Patients satisfied with the dentistry they have received	21	23	91.3%	93.9%	93.9%
% of Patients satisfied with the time they had to wait for an appointment	17	23	73.9%	86.6%	88.4%

* This is based on patients treated on this contract for their most recent course of treatment. Figures in italics indicate the base number of FP17s or Patient Questionnaire responses are less than 100. N/A is shown where the base number of responses is less than 10 during the period. % is calculated as Quantity/Base number*100

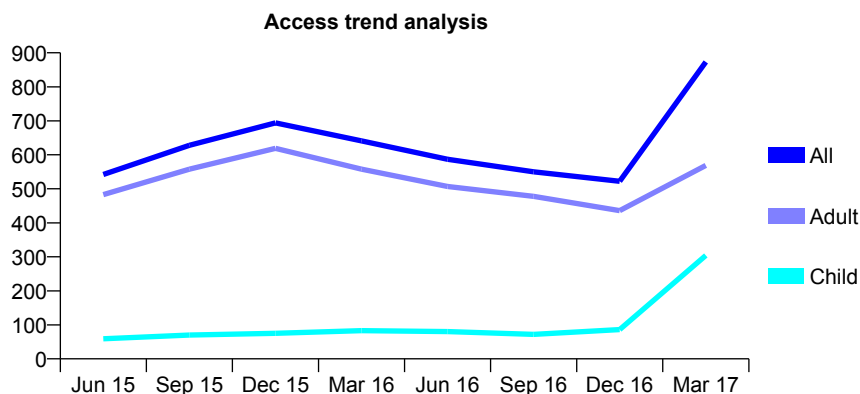
7A2 - Vital Signs At a Glance Contract Report for 123919/0002 - March 2017

Name or company name	Avenue Villa Dental Surgery
Contract type name	GDS Contract
Purpose of contract	General
Contract start date	01/12/2013
Contract end date	

16/17 Contracted general activity (UDA)	2,463
Carry forward general activity (UDA)	0
16/17 Contracted orthodontic activity (UOA)	0
Carry forward orthodontic activity (UOA)	0
Baseline contract value	£71,773.49

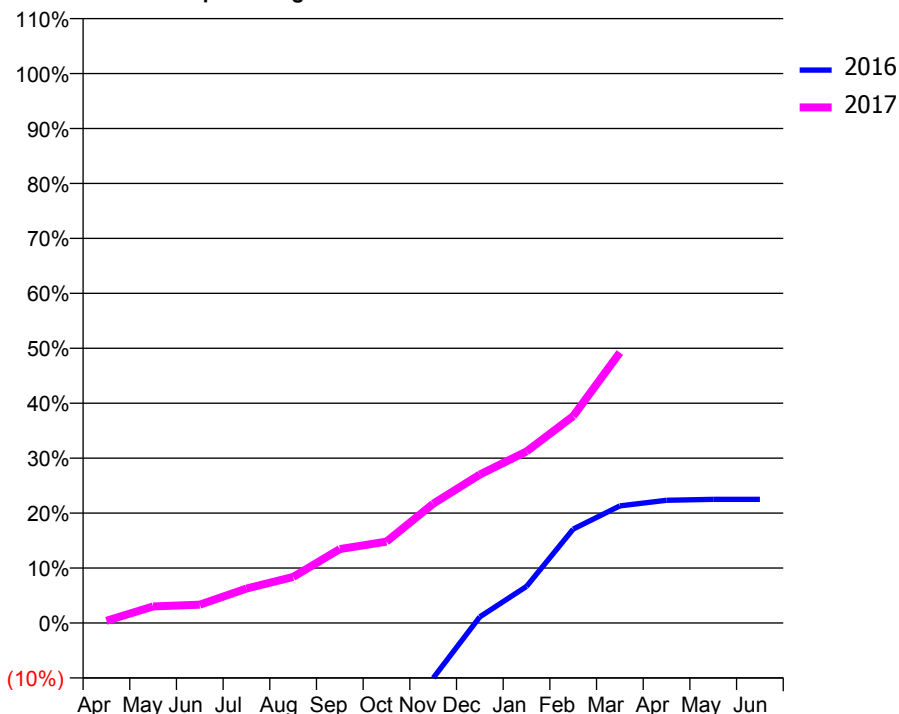
ACCESS*

Patients seen in 24 months	Total	Change since previous quarter
Quarter ending March 2016	641	
Quarter ending June 2016	587	↓
Quarter ending September 2016	550	↓
Quarter ending December 2016	522	↓
Quarter ending March 2017	873	↑
Variance since March 2016	36.2%	↑



ACTIVITY

Cumulative percentage of contracted UDA delivered 2016 & 2017



Month	Adjusted Scheduled Activity (UDA)	
	2016	2017
April	-1,314	10
May	-1,196	74
June	-1,050	82
July	-757	154
August	-667	206
September	-578	332
October	-405	365
November	-248	535
December	28	666
January	164	769
February	421	927
March	525	1,212
April	550	
May	554	
June	554	

QUALITY

	Quantity	Base Number	Contract	LHB	Wales
% of FP17s for the same patient ID Re-attending within 3 months - Children	1	135	0.7%	9.1%	11.3%
% of FP17s for the same patient ID Re-attending within 3 months - Adults	0	273	0.0%	13.6%	16.7%
% of FP17s for the same patient ID Re-attending between 3 & 9 months - Children	1	135	0.7%	54.1%	58.0%
% of FP17s for the same patient ID Re-attending between 3 & 9 months - Adults	6	273	2.2%	50.8%	53.7%
% of FP17s for Band 1 Urgent Courses	7	398	1.8%	8.5%	9.0%
% of FP17s Relating to Free Repair or Replacements	0	398	0.0%	0.6%	0.7%
% of FP17s Relating to Continuations	0	398	0.0%	1.1%	0.9%
% of Patients satisfied with the dentistry they have received	3	3	N/A	93.9%	93.9%
% of Patients satisfied with the time they had to wait for an appointment	2	3	N/A	86.6%	88.4%

* This is based on patients treated on this contract for their most recent course of treatment. Figures in italics indicate the base number of FP17s or Patient Questionnaire responses are less than 100. N/A is shown where the base number of responses is less than 10 during the period. % is calculated as Quantity/Base number*100

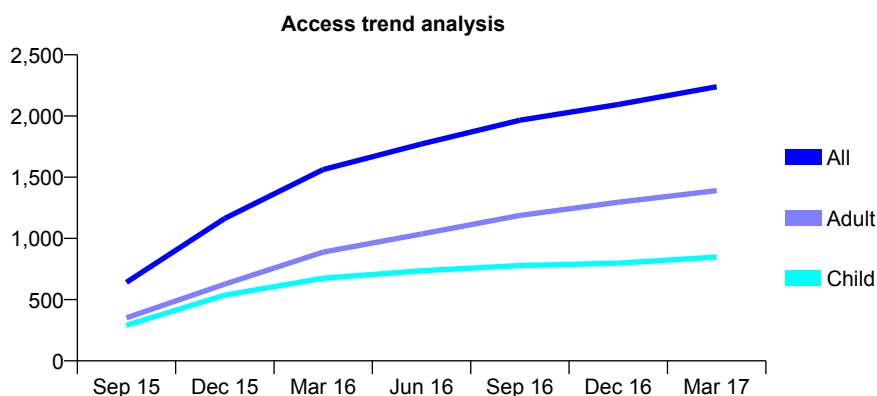
7A2 - Vital Signs At a Glance Contract Report for 134007/0001 - March 2017

Name or company name	Cross Hands Dental Care Ltd
Contract type name	GDS Contract
Purpose of contract	General
Contract start date	01/07/2015
Contract end date	

16/17 Contracted general activity (UDA)	5,000
Carry forward general activity (UDA)	-95
16/17 Contracted orthodontic activity (UOA)	0
Carry forward orthodontic activity (UOA)	0
Baseline contract value	£125,101.38

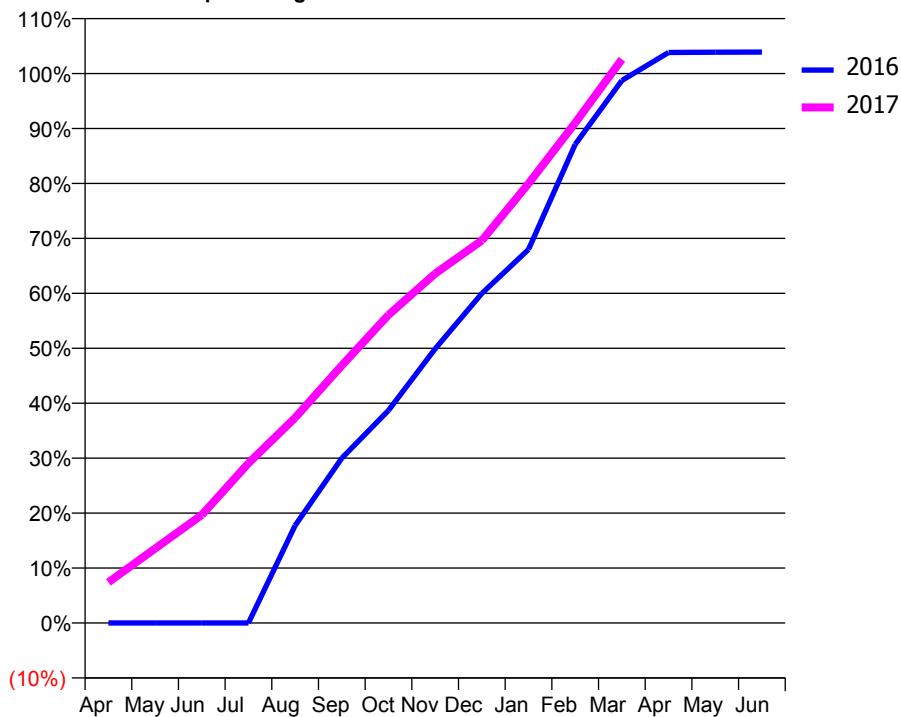
ACCESS*

Patients seen in 24 months	Total	Change since previous quarter
Quarter ending March 2016	1,563	
Quarter ending June 2016	1,772	↑
Quarter ending September 2016	1,966	↑
Quarter ending December 2016	2,094	↑
Quarter ending March 2017	2,239	↑
Variance since March 2016	43.3%	↑



ACTIVITY

Cumulative percentage of contracted UDA delivered 2016 & 2017



Adjusted Scheduled Activity (UDA)

Month	2016	2017
April	0	370
May	0	678
June	0	983
July	0	1,454
August	666	1,868
September	1,125	2,343
October	1,451	2,804
November	1,871	3,179
December	2,249	3,480
January	2,550	3,999
February	3,267	4,551
March	3,703	5,130
April	3,893	
May	3,895	
June	3,896	

QUALITY

	Quantity	Base Number	Contract	LHB	Wales
% of FP17s for the same patient ID Re-attending within 3 months - Children	90	1,242	7.2%	9.1%	11.3%
% of FP17s for the same patient ID Re-attending within 3 months - Adults	285	1,827	15.6%	13.6%	16.7%
% of FP17s for the same patient ID Re-attending between 3 & 9 months - Children	625	1,242	50.3%	54.1%	58.0%
% of FP17s for the same patient ID Re-attending between 3 & 9 months - Adults	694	1,827	38.0%	50.8%	53.7%
% of FP17s for Band 1 Urgent Courses	645	2,953	21.8%	8.5%	9.0%
% of FP17s Relating to Free Repair or Replacements	19	2,953	0.6%	0.6%	0.7%
% of FP17s Relating to Continuations	13	2,953	0.4%	1.1%	0.9%
% of Patients satisfied with the dentistry they have received	23	25	92.0%	93.9%	93.9%
% of Patients satisfied with the time they had to wait for an appointment	23	25	92.0%	86.6%	88.4%

* This is based on patients treated on this contract for their most recent course of treatment. Figures in italics indicate the base number of FP17s or Patient Questionnaire responses are less than 100. N/A is shown where the base number of responses is less than 10 during the period. % is calculated as Quantity/Base number*100

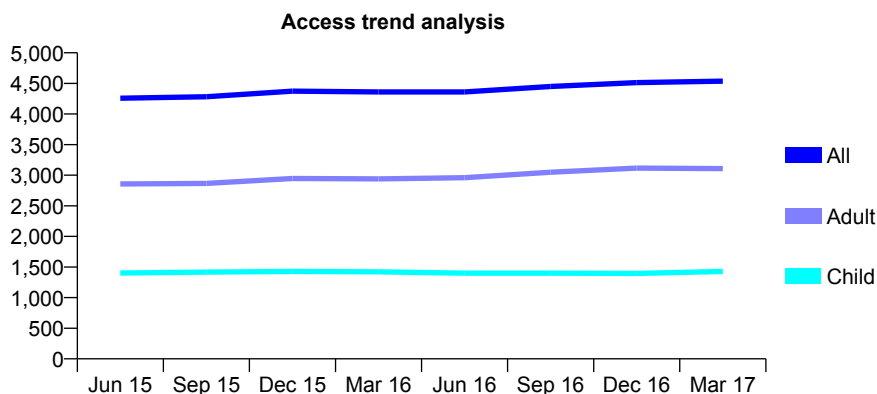
7A2 - Vital Signs At a Glance Contract Report for 134104/0001 - March 2017

Name or company name	Murray Street Dental Practice Ltd
Contract type name	GDS Contract
Purpose of contract	General
Contract start date	01/10/2009
Contract end date	

16/17 Contracted general activity (UDA)	10,600
Carry forward general activity (UDA)	0
16/17 Contracted orthodontic activity (UOA)	0
Carry forward orthodontic activity (UOA)	0
Baseline contract value	£295,085.91

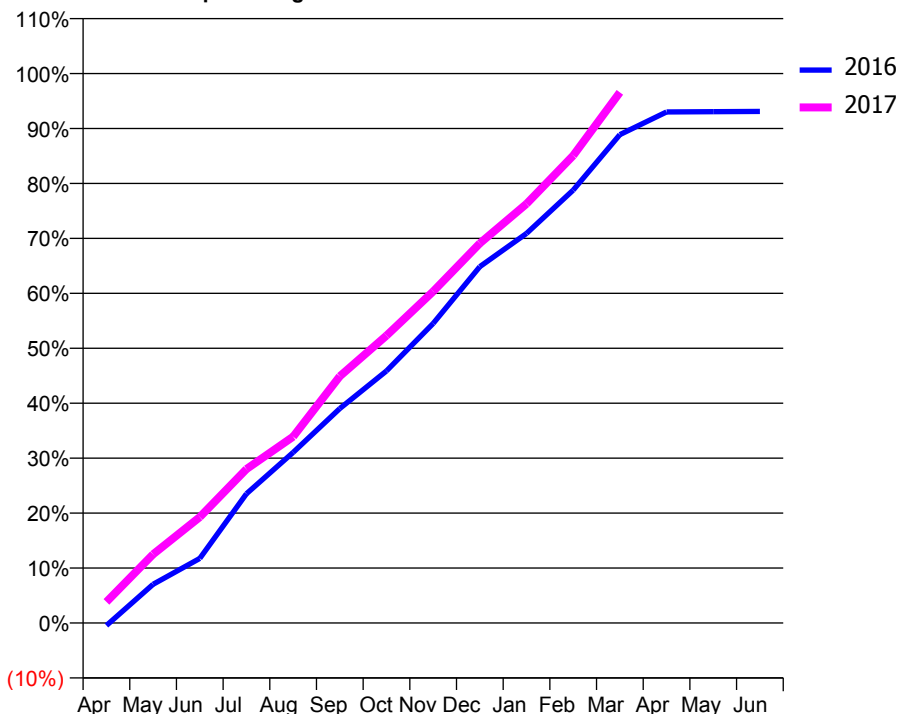
ACCESS*

Patients seen in 24 months	Total	Change since previous quarter
Quarter ending March 2016	4,360	
Quarter ending June 2016	4,360	→
Quarter ending September 2016	4,450	↑
Quarter ending December 2016	4,512	→
Quarter ending March 2017	4,536	→
Variance since March 2016	4.0%	↑



ACTIVITY

Cumulative percentage of contracted UDA delivered 2016 & 2017



Month	Adjusted Scheduled Activity (UDA)	
	2016	2017
April	-52	409
May	769	1,326
June	1,280	2,044
July	2,562	2,970
August	3,381	3,595
September	4,251	4,759
October	4,996	5,545
November	5,938	6,396
December	7,062	7,325
January	7,720	8,086
February	8,581	9,018
March	9,678	10,237
April	10,129	
May	10,133	
June	10,138	

QUALITY

	Quantity	Base Number	Contract	LHB	Wales
% of FP17s for the same patient ID Re-attending within 3 months - Children	153	1,992	7.7%	9.1%	11.3%
% of FP17s for the same patient ID Re-attending within 3 months - Adults	626	3,518	17.8%	13.6%	16.7%
% of FP17s for the same patient ID Re-attending between 3 & 9 months - Children	1,068	1,992	53.6%	54.1%	58.0%
% of FP17s for the same patient ID Re-attending between 3 & 9 months - Adults	1,178	3,518	33.5%	50.8%	53.7%
% of FP17s for Band 1 Urgent Courses	1,186	5,251	22.6%	8.5%	9.0%
% of FP17s Relating to Free Repair or Replacements	7	5,251	0.1%	0.6%	0.7%
% of FP17s Relating to Continuations	4	5,251	0.1%	1.1%	0.9%
% of Patients satisfied with the dentistry they have received	41	41	100.0%	93.9%	93.9%
% of Patients satisfied with the time they had to wait for an appointment	36	41	87.8%	86.6%	88.4%

* This is based on patients treated on this contract for their most recent course of treatment. Figures in italics indicate the base number of FP17s or Patient Questionnaire responses are less than 100. N/A is shown where the base number of responses is less than 10 during the period. % is calculated as Quantity/Base number*100

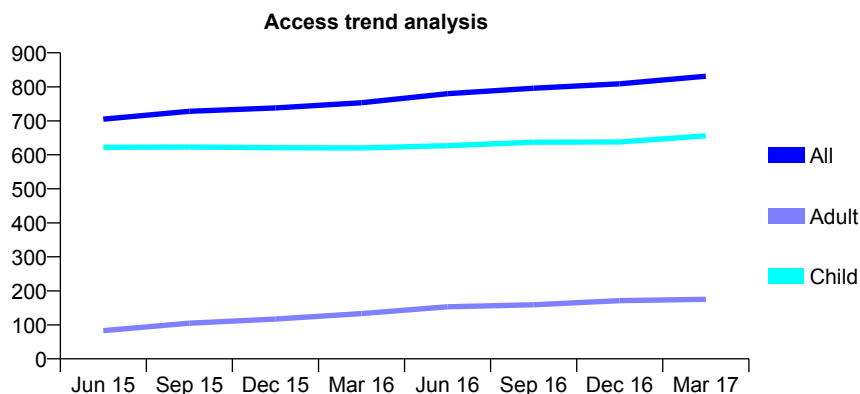
7A2 - Vital Signs At a Glance Contract Report for 137480/0001 - March 2017

Name or company name	Vergam Dental Practice Limited
Contract type name	GDS Contract
Purpose of contract	General
Contract start date	01/04/2008
Contract end date	

16/17 Contracted general activity (UDA)	1,512
Carry forward general activity (UDA)	-76
16/17 Contracted orthodontic activity (UOA)	0
Carry forward orthodontic activity (UOA)	0
Baseline contract value	£48,587.88

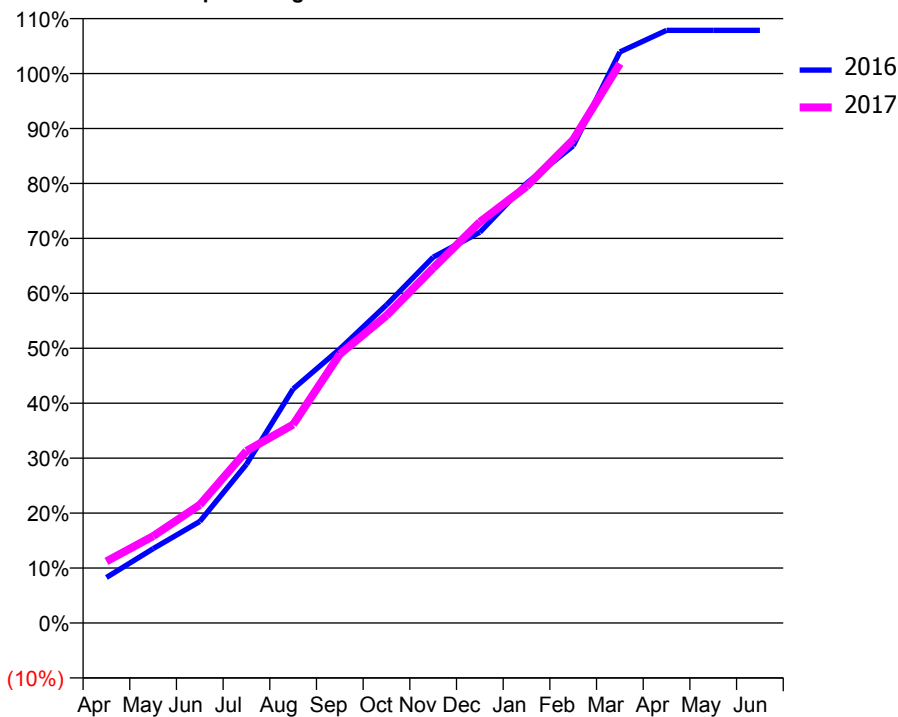
ACCESS*

Patients seen in 24 months	Total	Change since previous quarter
Quarter ending March 2016	753	
Quarter ending June 2016	780	↑
Quarter ending September 2016	796	↑
Quarter ending December 2016	809	→
Quarter ending March 2017	831	↑
Variance since March 2016	10.4%	↑



ACTIVITY

Cumulative percentage of contracted UDA delivered 2016 & 2017



Month	Adjusted Scheduled Activity (UDA)	
	2016	2017
April	125	170
May	205	239
June	279	325
July	437	473
August	644	546
September	754	740
October	875	846
November	1,007	976
December	1,075	1,103
January	1,210	1,201
February	1,313	1,330
March	1,571	1,539
April	1,631	
May	1,631	
June	1,631	

QUALITY

	Quantity	Base Number	Contract	LHB	Wales
% of FP17s for the same patient ID Re-attending within 3 months - Children	118	1,200	9.8%	9.1%	11.3%
% of FP17s for the same patient ID Re-attending within 3 months - Adults	6	111	5.4%	13.6%	16.7%
% of FP17s for the same patient ID Re-attending between 3 & 9 months - Children	748	1,200	62.3%	54.1%	58.0%
% of FP17s for the same patient ID Re-attending between 3 & 9 months - Adults	23	111	20.7%	50.8%	53.7%
% of FP17s for Band 1 Urgent Courses	146	1,262	11.6%	8.5%	9.0%
% of FP17s Relating to Free Repair or Replacements	0	1,262	0.0%	0.6%	0.7%
% of FP17s Relating to Continuations	0	1,262	0.0%	1.1%	0.9%
% of Patients satisfied with the dentistry they have received	2	2	N/A	93.9%	93.9%
% of Patients satisfied with the time they had to wait for an appointment	2	2	N/A	86.6%	88.4%

* This is based on patients treated on this contract for their most recent course of treatment. Figures in italics indicate the base number of FP17s or Patient Questionnaire responses are less than 100. N/A is shown where the base number of responses is less than 10 during the period. % is calculated as Quantity/Base number*100

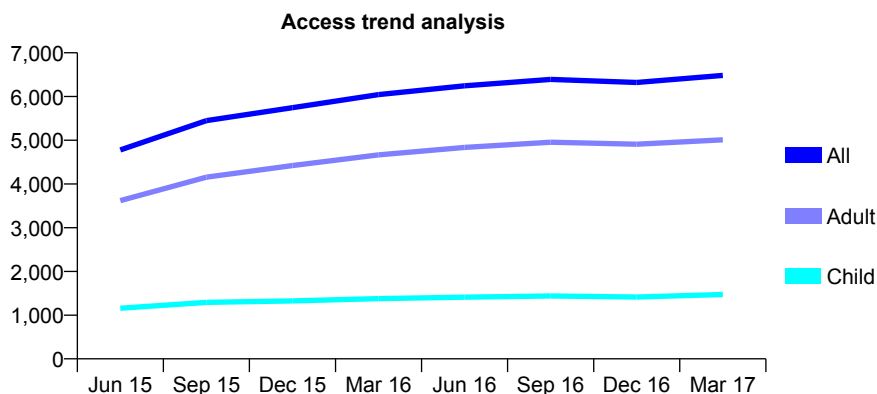
7A2 - Vital Signs At a Glance Contract Report for 153613/0001 - March 2017

Name or company name	Llannon Dental Care Ltd
Contract type name	GDS Contract
Purpose of contract	General
Contract start date	01/11/2014
Contract end date	

16/17 Contracted general activity (UDA)	15,296
Carry forward general activity (UDA)	-21
16/17 Contracted orthodontic activity (UOA)	0
Carry forward orthodontic activity (UOA)	0
Baseline contract value	£398,242.57

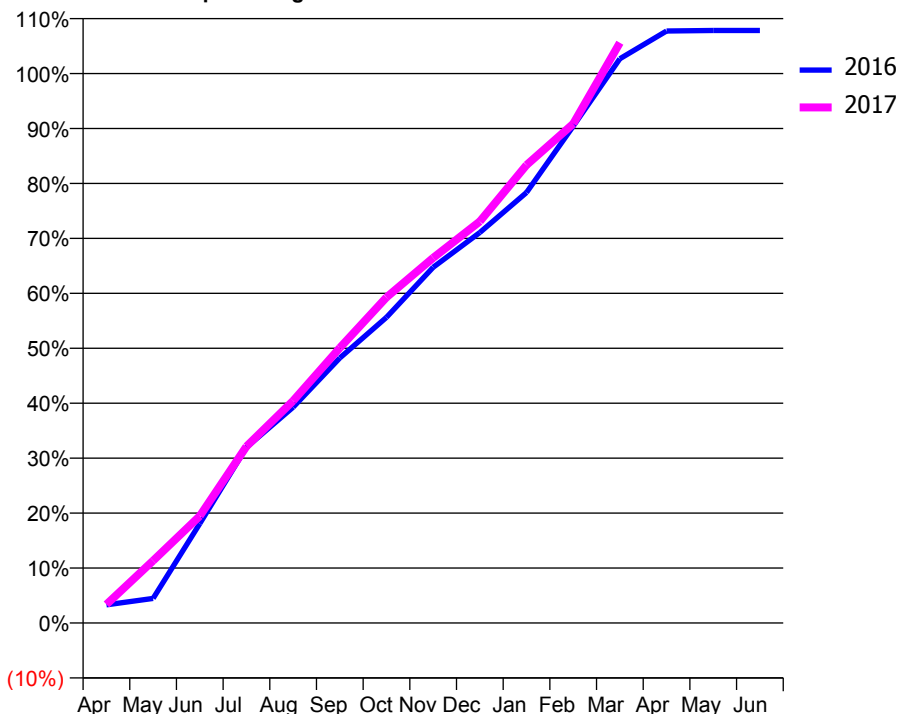
ACCESS*

Patients seen in 24 months	Total	Change since previous quarter
Quarter ending March 2016	6,043	
Quarter ending June 2016	6,246	↑
Quarter ending September 2016	6,393	↑
Quarter ending December 2016	6,322	↓
Quarter ending March 2017	6,482	↑
Variance since March 2016	7.3%	↑



ACTIVITY

Cumulative percentage of contracted UDA delivered 2016 & 2017



Month	Adjusted Scheduled Activity (UDA)	
	2016	2017
April	525	518
May	712	1,735
June	2,875	2,979
July	5,082	4,915
August	6,241	6,184
September	7,663	7,661
October	8,840	9,065
November	10,288	10,163
December	11,293	11,178
January	12,451	12,748
February	14,369	13,896
March	16,319	16,152
April	17,122	
May	17,136	
June	17,137	

QUALITY

	Quantity	Base Number	Contract	LHB	Wales
% of FP17s for the same patient ID Re-attending within 3 months - Children	206	2,156	9.6%	9.1%	11.3%
% of FP17s for the same patient ID Re-attending within 3 months - Adults	919	6,934	13.3%	13.6%	16.7%
% of FP17s for the same patient ID Re-attending between 3 & 9 months - Children	1,112	2,156	51.6%	54.1%	58.0%
% of FP17s for the same patient ID Re-attending between 3 & 9 months - Adults	3,680	6,934	53.1%	50.8%	53.7%
% of FP17s for Band 1 Urgent Courses	812	8,684	9.4%	8.5%	9.0%
% of FP17s Relating to Free Repair or Replacements	91	8,684	1.0%	0.6%	0.7%
% of FP17s Relating to Continuations	71	8,684	0.8%	1.1%	0.9%
% of Patients satisfied with the dentistry they have received	40	42	95.2%	93.9%	93.9%
% of Patients satisfied with the time they had to wait for an appointment	34	42	81.0%	86.6%	88.4%

* This is based on patients treated on this contract for their most recent course of treatment. Figures in italics indicate the base number of FP17s or Patient Questionnaire responses are less than 100. N/A is shown where the base number of responses is less than 10 during the period. % is calculated as Quantity/Base number*100

7A2 - Vital Signs At a Glance Contract Report for 153613/0002 - March 2017

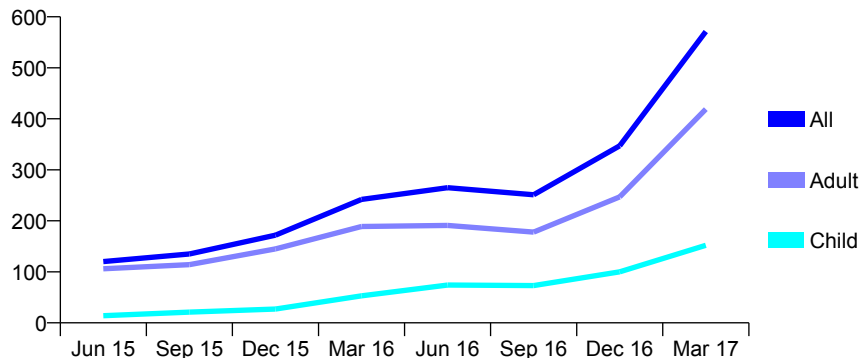
Name or company name	Llannon Dental Care Ltd
Contract type name	GDS Contract
Purpose of contract	General
Contract start date	01/11/2014
Contract end date	

16/17 Contracted general activity (UDA)	2,500
Carry forward general activity (UDA)	0
16/17 Contracted orthodontic activity (UOA)	0
Carry forward orthodontic activity (UOA)	0
Baseline contract value	£81,963.79

ACCESS*

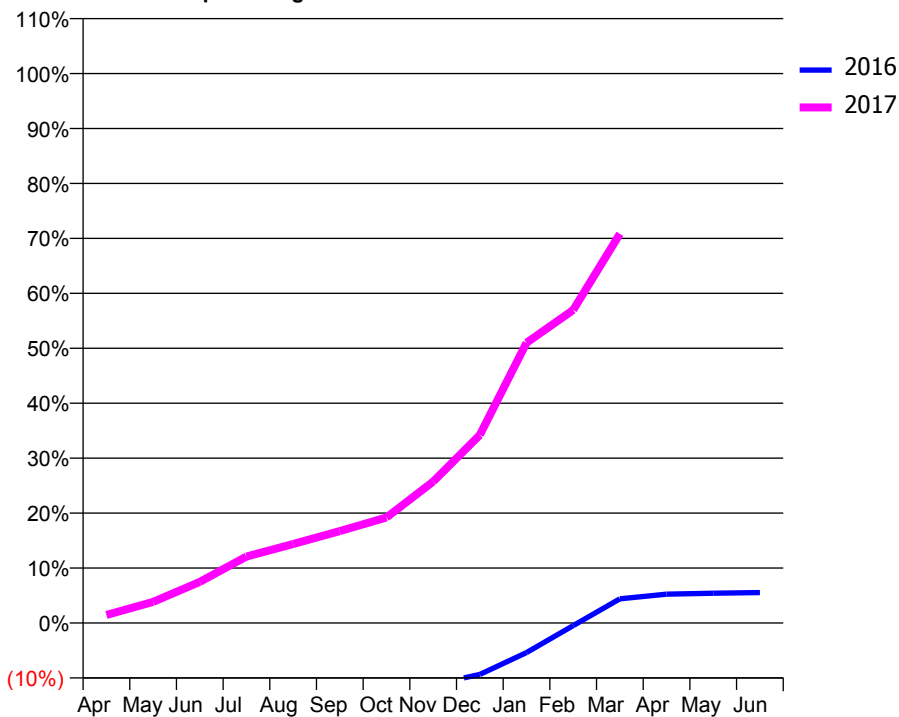
Patients seen in 24 months	Total	Change since previous quarter
Quarter ending March 2016	242	
Quarter ending June 2016	265	↑
Quarter ending September 2016	251	↓
Quarter ending December 2016	347	↑
Quarter ending March 2017	571	↑
Variance since March 2016	136.0%	↑

Access trend analysis



ACTIVITY

Cumulative percentage of contracted UDA delivered 2016 & 2017



Adjusted Scheduled Activity (UDA)

Month	2016	2017
April	-767	37
May	-740	96
June	-632	187
July	-565	302
August	-556	359
September	-490	419
October	-401	480
November	-281	643
December	-234	856
January	-135	1,275
February	-13	1,424
March	110	1,771
April	131	
May	135	
June	138	

QUALITY

	Quantity	Base Number	Contract	LHB	Wales
% of FP17s for the same patient ID Re-attending within 3 months - Children	0	183	0.0%	9.1%	11.3%
% of FP17s for the same patient ID Re-attending within 3 months - Adults	7	479	1.5%	13.6%	16.7%
% of FP17s for the same patient ID Re-attending between 3 & 9 months - Children	0	183	0.0%	54.1%	58.0%
% of FP17s for the same patient ID Re-attending between 3 & 9 months - Adults	2	479	0.4%	50.8%	53.7%
% of FP17s for Band 1 Urgent Courses	14	650	2.2%	8.5%	9.0%
% of FP17s Relating to Free Repair or Replacements	1	650	0.2%	0.6%	0.7%
% of FP17s Relating to Continuations	2	650	0.3%	1.1%	0.9%
% of Patients satisfied with the dentistry they have received	3	3	N/A	93.9%	93.9%
% of Patients satisfied with the time they had to wait for an appointment	3	3	N/A	86.6%	88.4%

* This is based on patients treated on this contract for their most recent course of treatment. Figures in italics indicate the base number of FP17s or Patient Questionnaire responses are less than 100. N/A is shown where the base number of responses is less than 10 during the period. % is calculated as Quantity/Base number*100

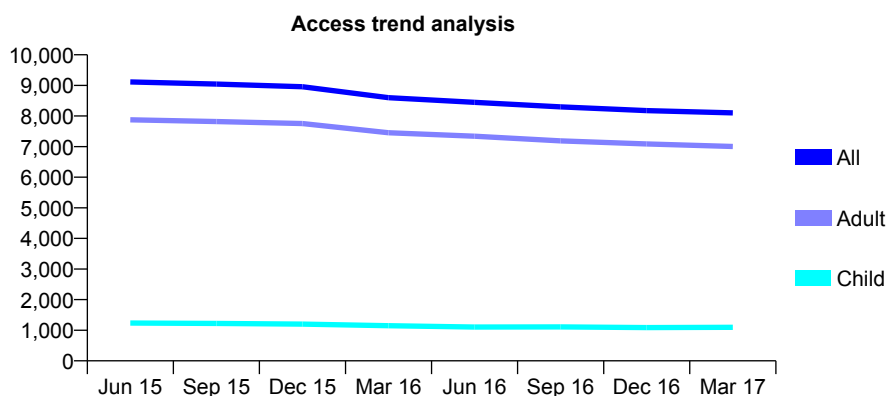
7A2 - Vital Signs At a Glance Contract Report for 157066/0001 - March 2017

Name or company name	Intergrated Dental Holdings
Contract type name	GDS Contract
Purpose of contract	General
Contract start date	01/04/2006
Contract end date	

16/17 Contracted general activity (UDA)	37,500
Carry forward general activity (UDA)	887
16/17 Contracted orthodontic activity (UOA)	0
Carry forward orthodontic activity (UOA)	0
Baseline contract value	£857,043.97

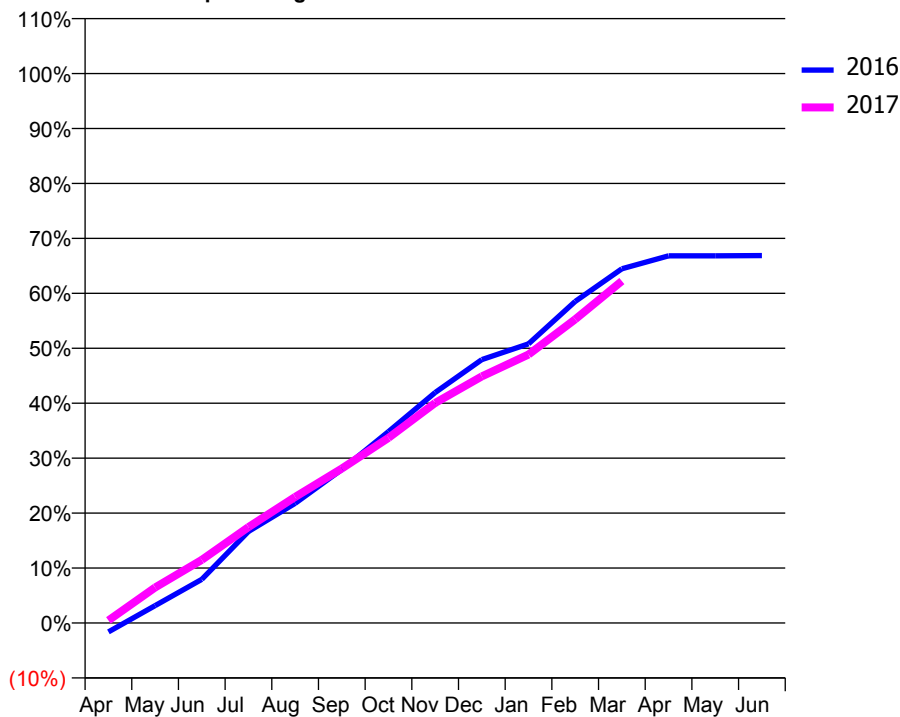
ACCESS*

Patients seen in 24 months	Total	Change since previous quarter
Quarter ending March 2016	8,597	
Quarter ending June 2016	8,446	↓
Quarter ending September 2016	8,298	↓
Quarter ending December 2016	8,175	↓
Quarter ending March 2017	8,103	→
Variance since March 2016	(5.7%)	↓



ACTIVITY

Cumulative percentage of contracted UDA delivered 2016 & 2017



Month	Adjusted Scheduled Activity (UDA)	
	2016	2017
April	-617	180
May	1,185	2,424
June	2,978	4,305
July	6,246	6,544
August	8,169	8,608
September	10,482	10,543
October	13,063	12,635
November	15,731	15,024
December	17,979	16,833
January	19,047	18,319
February	21,947	20,725
March	24,174	23,335
April	25,057	
May	25,055	
June	25,080	

QUALITY

	Quantity	Base Number	Contract	LHB	Wales
% of FP17s for the same patient ID Re-attending within 3 months - Children	72	1,538	4.7%	9.1%	11.3%
% of FP17s for the same patient ID Re-attending within 3 months - Adults	1,047	10,023	10.4%	13.6%	16.7%
% of FP17s for the same patient ID Re-attending between 3 & 9 months - Children	828	1,538	53.8%	54.1%	58.0%
% of FP17s for the same patient ID Re-attending between 3 & 9 months - Adults	5,462	10,023	54.5%	50.8%	53.7%
% of FP17s for Band 1 Urgent Courses	1,006	11,154	9.0%	8.5%	9.0%
% of FP17s Relating to Free Repair or Replacements	66	11,154	0.6%	0.6%	0.7%
% of FP17s Relating to Continuations	53	11,154	0.5%	1.1%	0.9%
% of Patients satisfied with the dentistry they have received	106	120	88.3%	93.9%	93.9%
% of Patients satisfied with the time they had to wait for an appointment	97	120	80.8%	86.6%	88.4%

* This is based on patients treated on this contract for their most recent course of treatment. Figures in italics indicate the base number of FP17s or Patient Questionnaire responses are less than 100. N/A is shown where the base number of responses is less than 10 during the period. % is calculated as Quantity/Base number*100

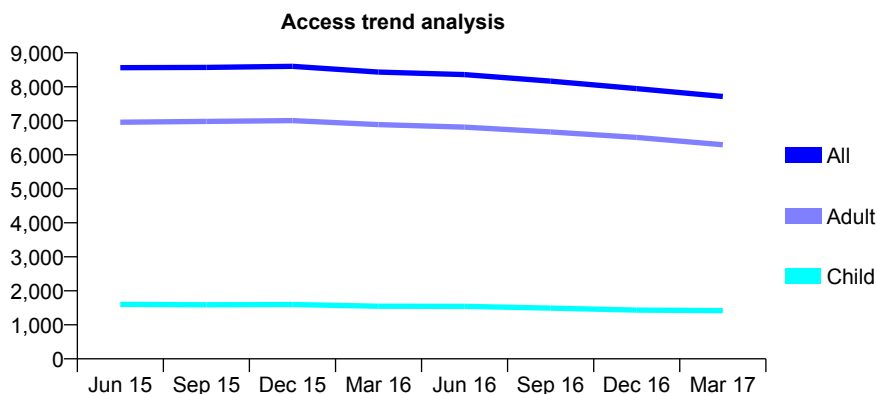
7A2 - Vital Signs At a Glance Contract Report for 158194/0006 - March 2017

Name or company name	Denticare Ltd
Contract type name	GDS Contract
Purpose of contract	General
Contract start date	01/04/2006
Contract end date	

16/17 Contracted general activity (UDA)	26,362
Carry forward general activity (UDA)	0
16/17 Contracted orthodontic activity (UOA)	0
Carry forward orthodontic activity (UOA)	0
Baseline contract value	£727,970.26

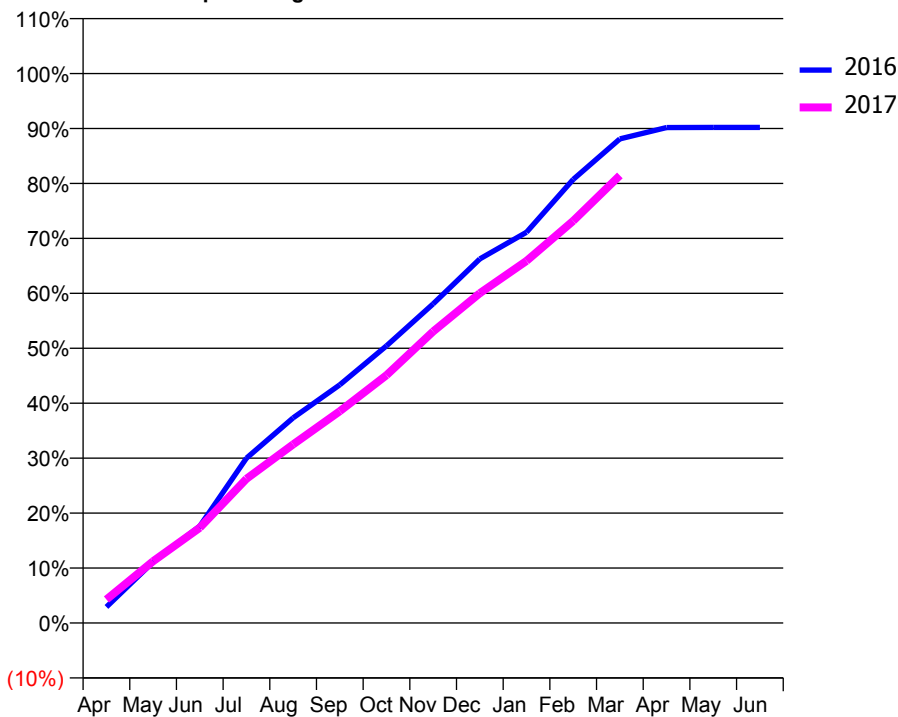
ACCESS*

Patients seen in 24 months	Total	Change since previous quarter
Quarter ending March 2016	8,434	
Quarter ending June 2016	8,360	→
Quarter ending September 2016	8,165	↓
Quarter ending December 2016	7,948	↓
Quarter ending March 2017	7,714	↓
Variance since March 2016	(8.5%)	↓



ACTIVITY

Cumulative percentage of contracted UDA delivered 2016 & 2017



Month	Adjusted Scheduled Activity (UDA)	
	2016	2017
April	771	1,128
May	2,928	2,962
June	4,646	4,572
July	7,909	6,916
August	9,844	8,571
September	11,432	10,165
October	13,296	11,891
November	15,315	13,985
December	17,470	15,823
January	18,748	17,374
February	21,281	19,288
March	23,225	21,473
April	23,771	
May	23,774	
June	23,774	

QUALITY

	Quantity	Base Number	Contract	LHB	Wales
% of FP17s for the same patient ID Re-attending within 3 months - Children	121	2,110	5.7%	9.1%	11.3%
% of FP17s for the same patient ID Re-attending within 3 months - Adults	1,292	9,350	13.8%	13.6%	16.7%
% of FP17s for the same patient ID Re-attending between 3 & 9 months - Children	1,327	2,110	62.9%	54.1%	58.0%
% of FP17s for the same patient ID Re-attending between 3 & 9 months - Adults	5,693	9,350	60.9%	50.8%	53.7%
% of FP17s for Band 1 Urgent Courses	773	11,165	6.9%	8.5%	9.0%
% of FP17s Relating to Free Repair or Replacements	54	11,165	0.5%	0.6%	0.7%
% of FP17s Relating to Continuations	170	11,165	1.5%	1.1%	0.9%
% of Patients satisfied with the dentistry they have received	82	85	96.5%	93.9%	93.9%
% of Patients satisfied with the time they had to wait for an appointment	71	85	83.5%	86.6%	88.4%

* This is based on patients treated on this contract for their most recent course of treatment. Figures in italics indicate the base number of FP17s or Patient Questionnaire responses are less than 100. N/A is shown where the base number of responses is less than 10 during the period. % is calculated as Quantity/Base number*100

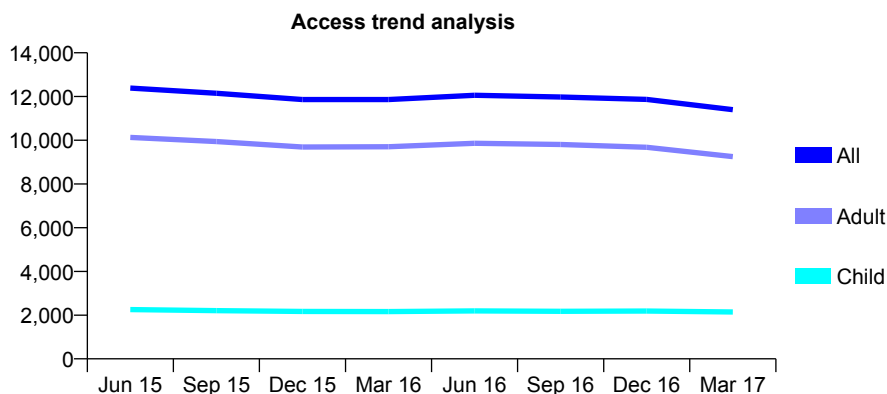
7A2 - Vital Signs At a Glance Contract Report for 158194/0012 - March 2017

Name or company name	Denticare Ltd
Contract type name	GDS Contract
Purpose of contract	General
Contract start date	02/08/2006
Contract end date	

16/17 Contracted general activity (UDA)	45,000
Carry forward general activity (UDA)	0
16/17 Contracted orthodontic activity (UOA)	0
Carry forward orthodontic activity (UOA)	0
Baseline contract value	£1,242,647.00

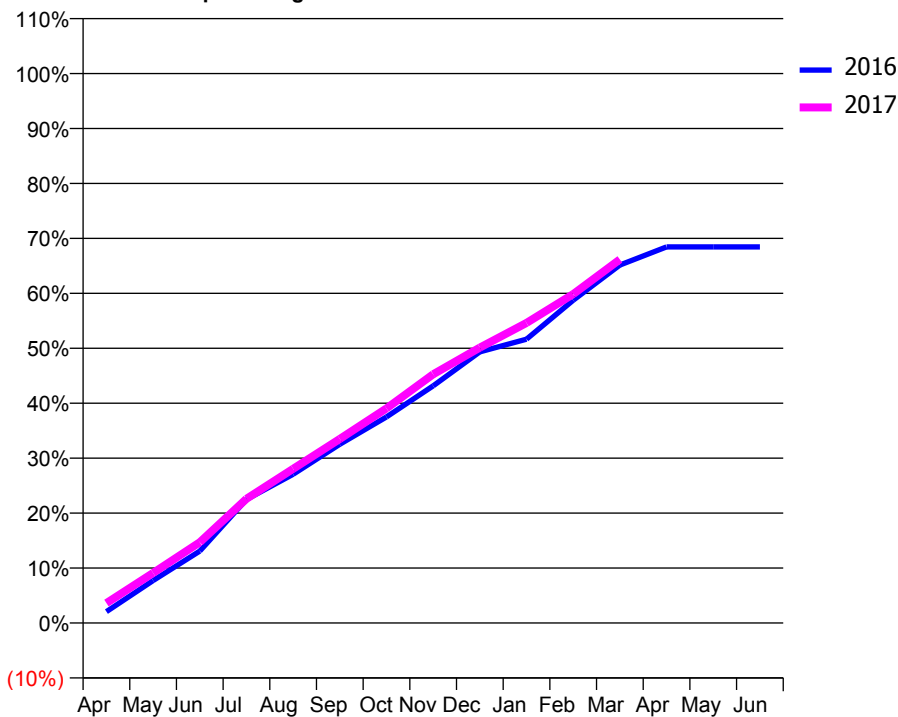
ACCESS*

Patients seen in 24 months	Total	Change since previous quarter
Quarter ending March 2016	11,861	
Quarter ending June 2016	12,060	→
Quarter ending September 2016	11,976	→
Quarter ending December 2016	11,866	→
Quarter ending March 2017	11,397	↓
Variance since March 2016	(3.9%)	↓



ACTIVITY

Cumulative percentage of contracted UDA delivered 2016 & 2017



Month	Adjusted Scheduled Activity (UDA)	
	2016	2017
April	935	1,636
May	3,482	4,105
June	5,889	6,610
July	10,114	10,174
August	12,187	12,627
September	14,638	15,071
October	16,876	17,574
November	19,424	20,375
December	22,209	22,551
January	23,244	24,578
February	26,437	26,933
March	29,318	29,768
April	30,803	
May	30,796	
June	30,798	

QUALITY

	Quantity	Base Number	Contract	LHB	Wales
% of FP17s for the same patient ID Re-attending within 3 months - Children	136	2,749	4.9%	9.1%	11.3%
% of FP17s for the same patient ID Re-attending within 3 months - Adults	1,477	12,094	12.2%	13.6%	16.7%
% of FP17s for the same patient ID Re-attending between 3 & 9 months - Children	1,267	2,749	46.1%	54.1%	58.0%
% of FP17s for the same patient ID Re-attending between 3 & 9 months - Adults	6,063	12,094	50.1%	50.8%	53.7%
% of FP17s for Band 1 Urgent Courses	1,132	14,109	8.0%	8.5%	9.0%
% of FP17s Relating to Free Repair or Replacements	32	14,109	0.2%	0.6%	0.7%
% of FP17s Relating to Continuations	123	14,109	0.9%	1.1%	0.9%
% of Patients satisfied with the dentistry they have received	97	104	93.3%	93.9%	93.9%
% of Patients satisfied with the time they had to wait for an appointment	89	104	85.6%	86.6%	88.4%

* This is based on patients treated on this contract for their most recent course of treatment. Figures in italics indicate the base number of FP17s or Patient Questionnaire responses are less than 100. N/A is shown where the base number of responses is less than 10 during the period. % is calculated as Quantity/Base number*100

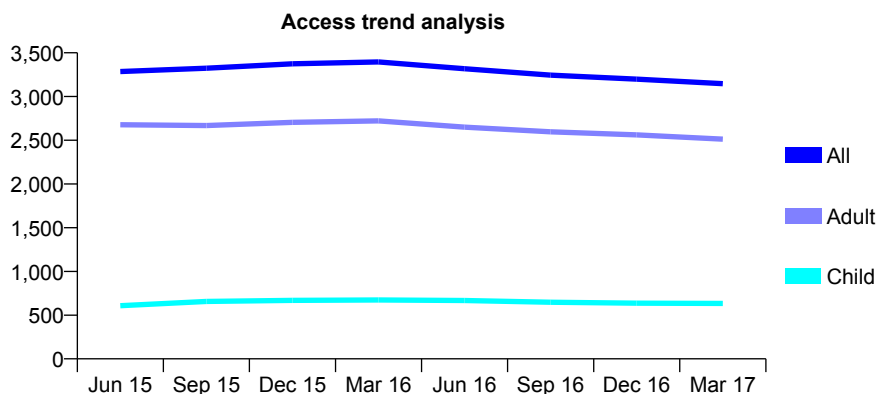
7A2 - Vital Signs At a Glance Contract Report for 158194/0019 - March 2017

Name or company name	Denticare Ltd
Contract type name	GDS Contract
Purpose of contract	General
Contract start date	08/12/2007
Contract end date	

16/17 Contracted general activity (UDA)	8,487
Carry forward general activity (UDA)	0
16/17 Contracted orthodontic activity (UOA)	0
Carry forward orthodontic activity (UOA)	0
Baseline contract value	£212,635.75

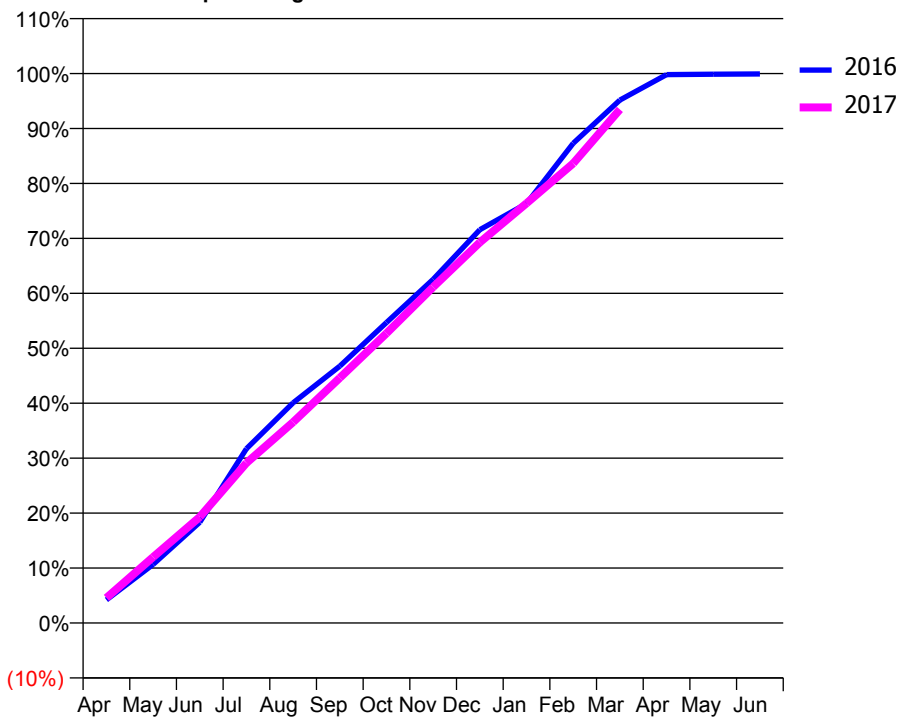
ACCESS*

Patients seen in 24 months	Total	Change since previous quarter
Quarter ending March 2016	3,395	
Quarter ending June 2016	3,317	↓
Quarter ending September 2016	3,245	↓
Quarter ending December 2016	3,199	↓
Quarter ending March 2017	3,147	↓
Variance since March 2016	(7.3%)	↓



ACTIVITY

Cumulative percentage of contracted UDA delivered 2016 & 2017



Month	Adjusted Scheduled Activity (UDA)	
	2016	2017
April	357	389
May	906	1,019
June	1,556	1,638
July	2,693	2,472
August	3,401	3,102
September	3,967	3,786
October	4,640	4,475
November	5,308	5,188
December	6,074	5,880
January	6,478	6,483
February	7,410	7,097
March	8,077	7,933
April	8,470	
May	8,477	
June	8,481	

QUALITY

	Quantity	Base Number	Contract	LHB	Wales
% of FP17s for the same patient ID Re-attending within 3 months - Children	42	891	4.7%	9.1%	11.3%
% of FP17s for the same patient ID Re-attending within 3 months - Adults	252	3,049	8.3%	13.6%	16.7%
% of FP17s for the same patient ID Re-attending between 3 & 9 months - Children	490	891	55.0%	54.1%	58.0%
% of FP17s for the same patient ID Re-attending between 3 & 9 months - Adults	1,620	3,049	53.1%	50.8%	53.7%
% of FP17s for Band 1 Urgent Courses	128	3,753	3.4%	8.5%	9.0%
% of FP17s Relating to Free Repair or Replacements	0	3,753	0.0%	0.6%	0.7%
% of FP17s Relating to Continuations	44	3,753	1.2%	1.1%	0.9%
% of Patients satisfied with the dentistry they have received	26	28	92.9%	93.9%	93.9%
% of Patients satisfied with the time they had to wait for an appointment	22	28	78.6%	86.6%	88.4%

* This is based on patients treated on this contract for their most recent course of treatment. Figures in italics indicate the base number of FP17s or Patient Questionnaire responses are less than 100. N/A is shown where the base number of responses is less than 10 during the period. % is calculated as Quantity/Base number*100

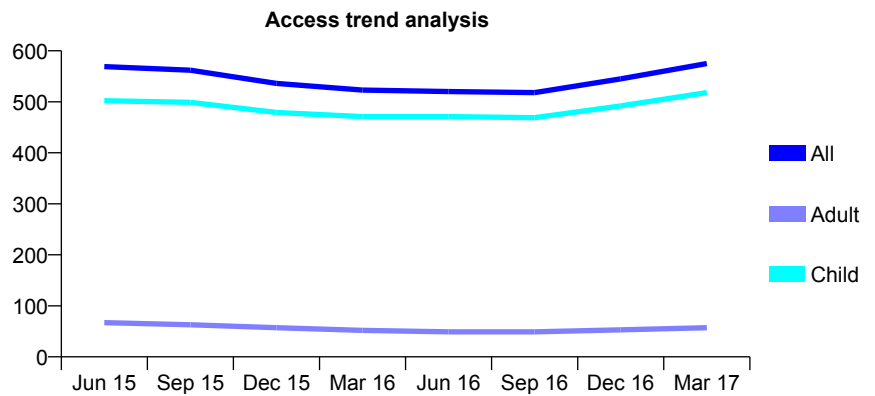
7A2 - Vital Signs At a Glance Contract Report for 158666/0001 - March 2017

Name or company name	Dew Street Dental Practice Limited
Contract type name	GDS Contract
Purpose of contract	General
Contract start date	01/04/2012
Contract end date	

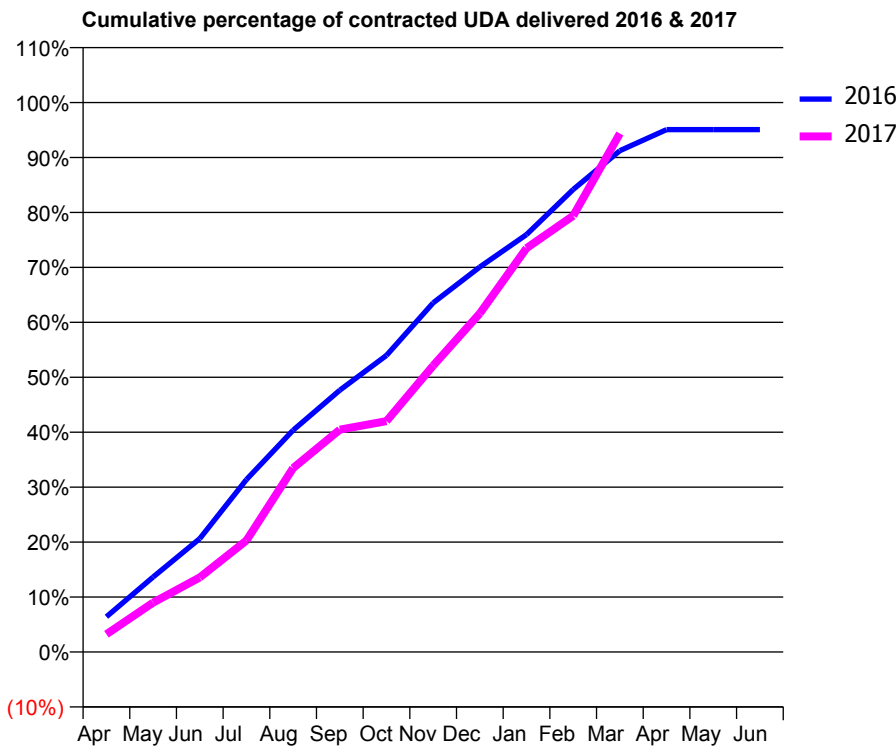
16/17 Contracted general activity (UDA)	1,393
Carry forward general activity (UDA)	69
16/17 Contracted orthodontic activity (UOA)	0
Carry forward orthodontic activity (UOA)	0
Baseline contract value	£38,486.53

ACCESS*

Patients seen in 24 months	Total	Change since previous quarter
Quarter ending March 2016	523	
Quarter ending June 2016	520	→
Quarter ending September 2016	518	→
Quarter ending December 2016	545	↑
Quarter ending March 2017	575	↑
Variance since March 2016	9.9%	↑



ACTIVITY



Month	Adjusted Scheduled Activity (UDA)	
	2016	2017
April	89	45
May	190	125
June	287	189
July	437	283
August	562	466
September	664	564
October	752	585
November	885	726
December	976	859
January	1,058	1,024
February	1,173	1,106
March	1,271	1,314
April	1,324	
May	1,324	
June	1,324	

QUALITY

	Quantity	Base Number	Contract	LHB	Wales
% of FP17s for the same patient ID Re-attending within 3 months - Children	200	1,149	17.4%	9.1%	11.3%
% of FP17s for the same patient ID Re-attending within 3 months - Adults	0	0	N/A	13.6%	16.7%
% of FP17s for the same patient ID Re-attending between 3 & 9 months - Children	696	1,149	60.6%	54.1%	58.0%
% of FP17s for the same patient ID Re-attending between 3 & 9 months - Adults	0	0	N/A	50.8%	53.7%
% of FP17s for Band 1 Urgent Courses	37	1,112	3.3%	8.5%	9.0%
% of FP17s Relating to Free Repair or Replacements	0	1,112	0.0%	0.6%	0.7%
% of FP17s Relating to Continuations	0	1,112	0.0%	1.1%	0.9%
% of Patients satisfied with the dentistry they have received	3	3	N/A	93.9%	93.9%
% of Patients satisfied with the time they had to wait for an appointment	2	3	N/A	86.6%	88.4%

* This is based on patients treated on this contract for their most recent course of treatment. Figures in italics indicate the base number of FP17s or Patient Questionnaire responses are less than 100. N/A is shown where the base number of responses is less than 10 during the period. % is calculated as Quantity/Base number*100

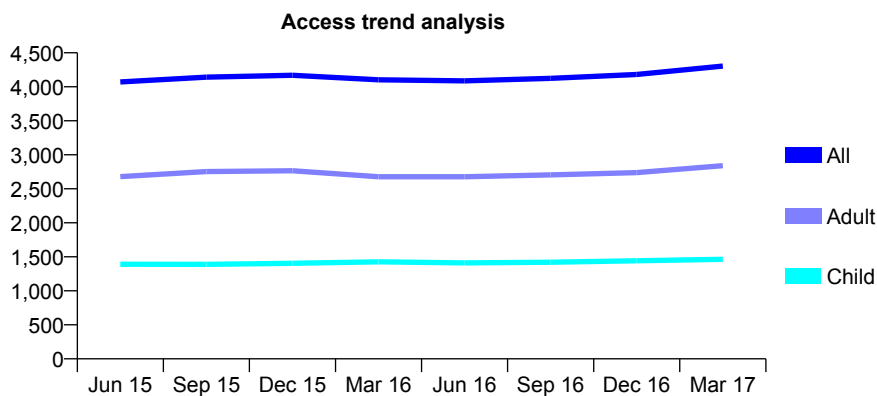
7A2 - Vital Signs At a Glance Contract Report for 163449/0001 - March 2017

Name or company name	Portland Street Dental Practice
Contract type name	GDS Contract
Purpose of contract	General
Contract start date	01/04/2010
Contract end date	

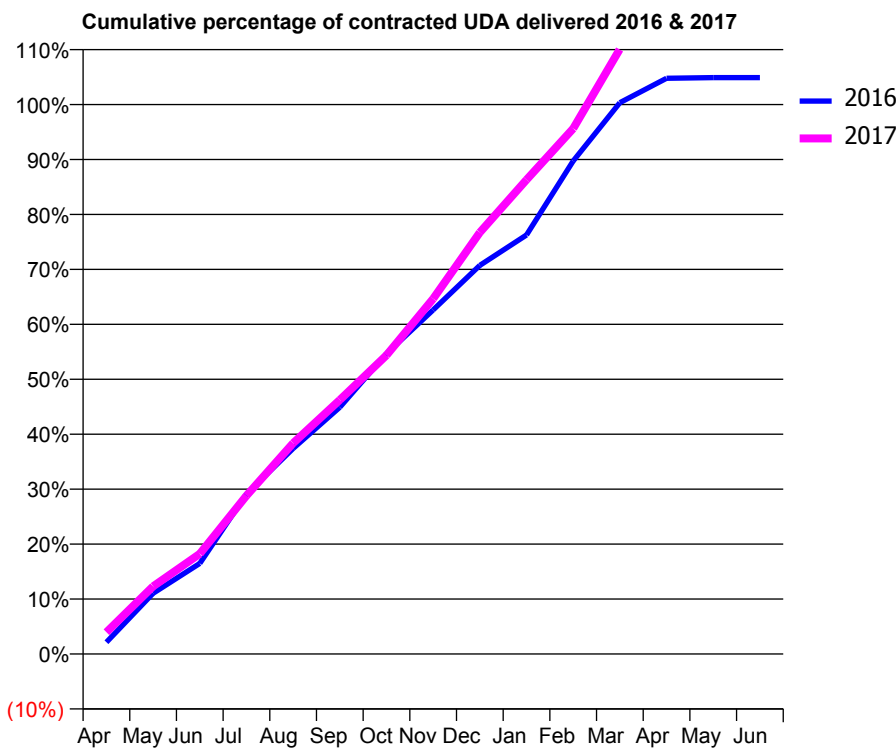
16/17 Contracted general activity (UDA)	9,812
Carry forward general activity (UDA)	73
16/17 Contracted orthodontic activity (UOA)	0
Carry forward orthodontic activity (UOA)	0
Baseline contract value	£355,526.85

ACCESS*

Patients seen in 24 months	Total	Change since previous quarter
Quarter ending March 2016	4,103	
Quarter ending June 2016	4,088	→
Quarter ending September 2016	4,125	→
Quarter ending December 2016	4,181	→
Quarter ending March 2017	4,305	↑
Variance since March 2016	4.9%	↑



ACTIVITY



Month	Adjusted Scheduled Activity (UDA)	
	2016	2017
April	230	388
May	1,185	1,207
June	1,768	1,790
July	3,120	2,829
August	4,010	3,765
September	4,814	4,538
October	5,860	5,335
November	6,714	6,345
December	7,582	7,528
January	8,177	8,467
February	9,620	9,383
March	10,758	10,803
April	11,234	
May	11,246	
June	11,247	

QUALITY

	Quantity	Base Number	Contract	LHB	Wales
% of FP17s for the same patient ID Re-attending within 3 months - Children	167	2,486	6.7%	9.1%	11.3%
% of FP17s for the same patient ID Re-attending within 3 months - Adults	326	3,681	8.9%	13.6%	16.7%
% of FP17s for the same patient ID Re-attending between 3 & 9 months - Children	1,684	2,486	67.7%	54.1%	58.0%
% of FP17s for the same patient ID Re-attending between 3 & 9 months - Adults	2,094	3,681	56.9%	50.8%	53.7%
% of FP17s for Band 1 Urgent Courses	474	5,897	8.0%	8.5%	9.0%
% of FP17s Relating to Free Repair or Replacements	27	5,897	0.5%	0.6%	0.7%
% of FP17s Relating to Continuations	9	5,897	0.2%	1.1%	0.9%
% of Patients satisfied with the dentistry they have received	46	48	95.8%	93.9%	93.9%
% of Patients satisfied with the time they had to wait for an appointment	45	48	93.8%	86.6%	88.4%

* This is based on patients treated on this contract for their most recent course of treatment. Figures in italics indicate the base number of FP17s or Patient Questionnaire responses are less than 100. N/A is shown where the base number of responses is less than 10 during the period. % is calculated as Quantity/Base number*100

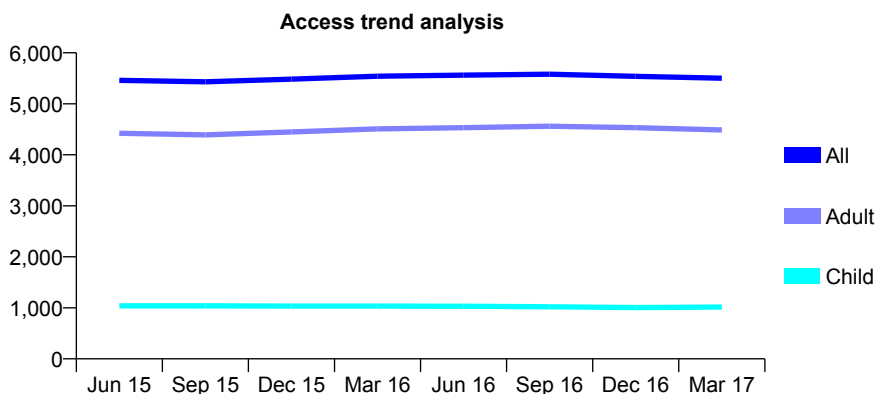
7A2 - Vital Signs At a Glance Contract Report for 164496/0001 - March 2017

Name or company name	My Dentist
Contract type name	GDS Contract
Purpose of contract	General
Contract start date	29/03/2010
Contract end date	

16/17 Contracted general activity (UDA)	15,051
Carry forward general activity (UDA)	-59
16/17 Contracted orthodontic activity (UOA)	0
Carry forward orthodontic activity (UOA)	0
Baseline contract value	£531,989.91

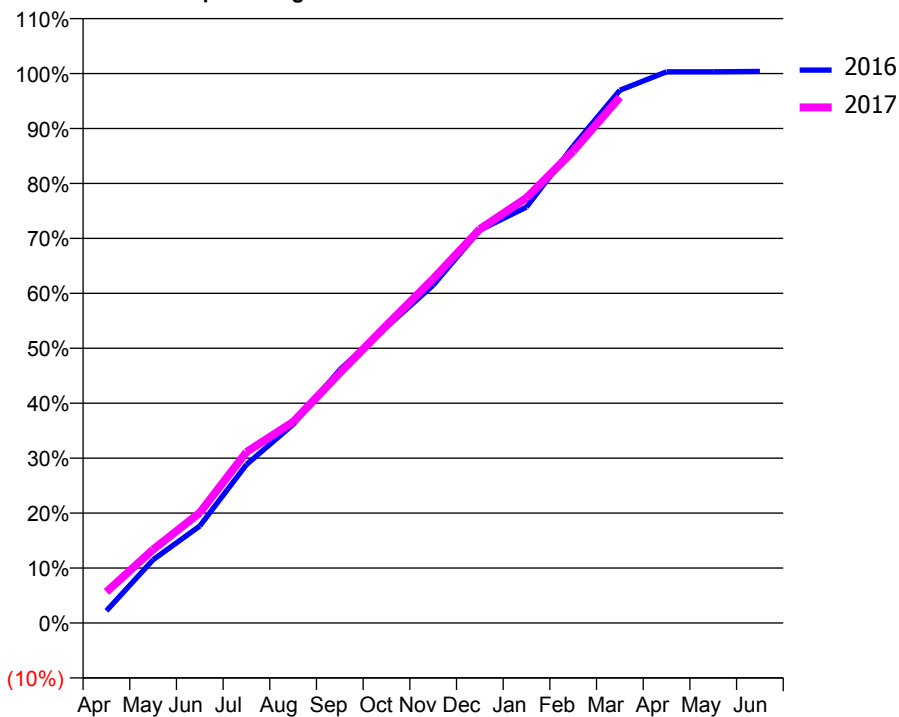
ACCESS*

Patients seen in 24 months	Total	Change since previous quarter
Quarter ending March 2016	5,542	
Quarter ending June 2016	5,563	→
Quarter ending September 2016	5,581	→
Quarter ending December 2016	5,538	→
Quarter ending March 2017	5,503	→
Variance since March 2016	(0.7%)	→



ACTIVITY

Cumulative percentage of contracted UDA delivered 2016 & 2017



Month	Adjusted Scheduled Activity (UDA)	
	2016	2017
April	333	854
May	1,733	2,015
June	2,657	3,021
July	4,341	4,684
August	5,439	5,509
September	6,936	6,849
October	8,105	8,153
November	9,253	9,430
December	10,764	10,793
January	11,393	11,645
February	13,063	12,927
March	14,592	14,404
April	15,098	
May	15,098	
June	15,110	

QUALITY

	Quantity	Base Number	Contract	LHB	Wales
% of FP17s for the same patient ID Re-attending within 3 months - Children	88	1,342	6.6%	9.1%	11.3%
% of FP17s for the same patient ID Re-attending within 3 months - Adults	929	5,692	16.3%	13.6%	16.7%
% of FP17s for the same patient ID Re-attending between 3 & 9 months - Children	625	1,342	46.6%	54.1%	58.0%
% of FP17s for the same patient ID Re-attending between 3 & 9 months - Adults	2,084	5,692	36.6%	50.8%	53.7%
% of FP17s for Band 1 Urgent Courses	1,040	6,823	15.2%	8.5%	9.0%
% of FP17s Relating to Free Repair or Replacements	142	6,823	2.1%	0.6%	0.7%
% of FP17s Relating to Continuations	152	6,823	2.2%	1.1%	0.9%
% of Patients satisfied with the dentistry they have received	52	58	89.7%	93.9%	93.9%
% of Patients satisfied with the time they had to wait for an appointment	47	58	81.0%	86.6%	88.4%

* This is based on patients treated on this contract for their most recent course of treatment. Figures in italics indicate the base number of FP17s or Patient Questionnaire responses are less than 100. N/A is shown where the base number of responses is less than 10 during the period. % is calculated as Quantity/Base number*100

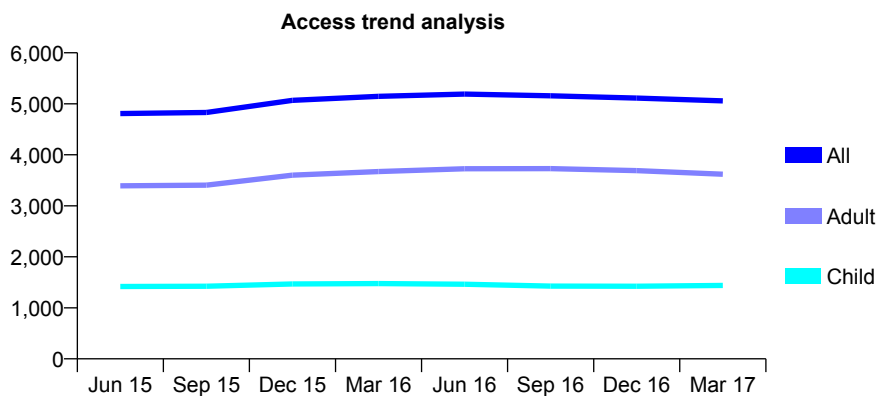
7A2 - Vital Signs At a Glance Contract Report for 166820/0001 - March 2017

Name or company name	Dr N Patel, Dr J Rai and Dr N Kernahan
Contract type name	GDS Contract
Purpose of contract	General
Contract start date	01/04/2006
Contract end date	

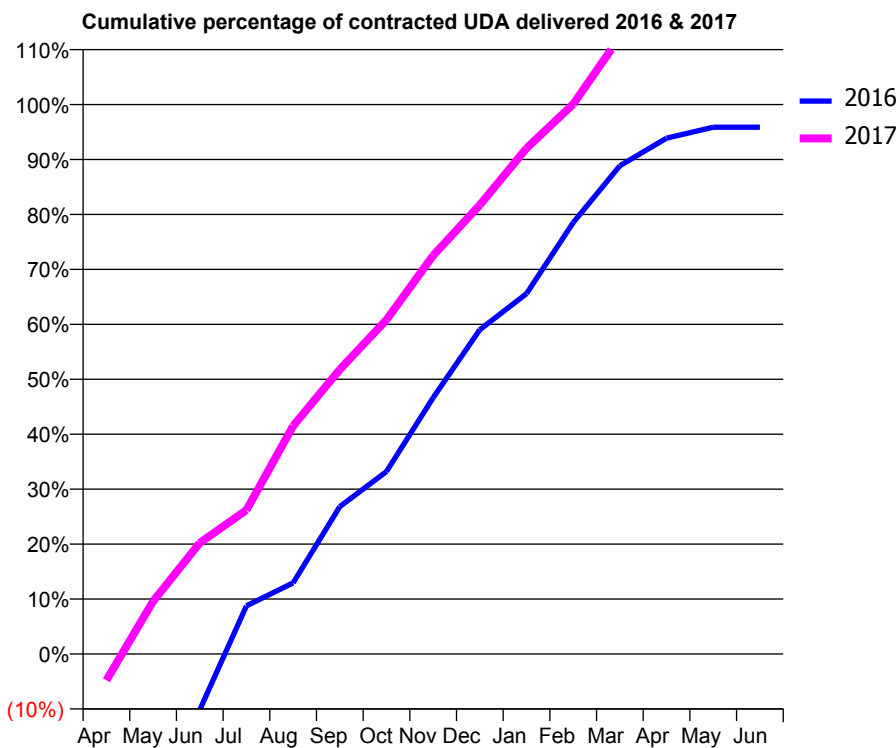
16/17 Contracted general activity (UDA)	11,550
Carry forward general activity (UDA)	554
16/17 Contracted orthodontic activity (UOA)	0
Carry forward orthodontic activity (UOA)	0
Baseline contract value	£324,659.93

ACCESS*

Patients seen in 24 months	Total	Change since previous quarter
Quarter ending March 2016	5,146	
Quarter ending June 2016	5,191	→
Quarter ending September 2016	5,156	→
Quarter ending December 2016	5,113	→
Quarter ending March 2017	5,057	↓
Variance since March 2016	(1.7%)	↓



ACTIVITY



Month	Adjusted Scheduled Activity (UDA)	
	2016	2017
April	-1,918	-554
May	-1,366	1,109
June	-1,366	2,336
July	1,174	3,025
August	1,730	4,796
September	3,587	5,980
October	4,440	7,026
November	6,238	8,378
December	7,892	9,439
January	8,769	10,631
February	10,497	11,556
March	11,880	12,967
April	12,552	
May	12,817	
June	12,817	

QUALITY

	Quantity	Base Number	Contract	LHB	Wales
% of FP17s for the same patient ID Re-attending within 3 months - Children	193	2,132	9.1%	9.1%	11.3%
% of FP17s for the same patient ID Re-attending within 3 months - Adults	931	5,242	17.8%	13.6%	16.7%
% of FP17s for the same patient ID Re-attending between 3 & 9 months - Children	1,167	2,132	54.7%	54.1%	58.0%
% of FP17s for the same patient ID Re-attending between 3 & 9 months - Adults	2,815	5,242	53.7%	50.8%	53.7%
% of FP17s for Band 1 Urgent Courses	778	6,961	11.2%	8.5%	9.0%
% of FP17s Relating to Free Repair or Replacements	57	6,961	0.8%	0.6%	0.7%
% of FP17s Relating to Continuations	142	6,961	2.0%	1.1%	0.9%
% of Patients satisfied with the dentistry they have received	18	21	85.7%	93.9%	93.9%
% of Patients satisfied with the time they had to wait for an appointment	19	21	90.5%	86.6%	88.4%

* This is based on patients treated on this contract for their most recent course of treatment. Figures in italics indicate the base number of FP17s or Patient Questionnaire responses are less than 100. N/A is shown where the base number of responses is less than 10 during the period. % is calculated as Quantity/Base number*100

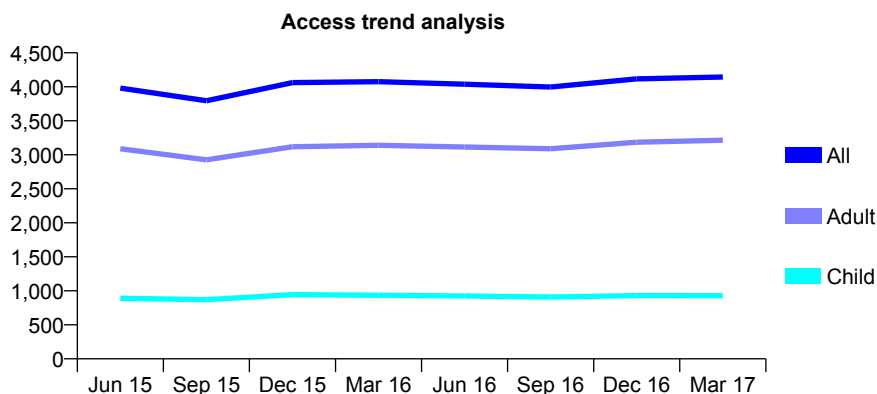
7A2 - Vital Signs At a Glance Contract Report for 169226/0001 - March 2017

Name or company name	Dr. N Patel, J Rai & Dr. N Kernahan
Contract type name	GDS Contract
Purpose of contract	General
Contract start date	01/08/2007
Contract end date	

16/17 Contracted general activity (UDA)	14,065
Carry forward general activity (UDA)	209
16/17 Contracted orthodontic activity (UOA)	0
Carry forward orthodontic activity (UOA)	0
Baseline contract value	£382,140.15

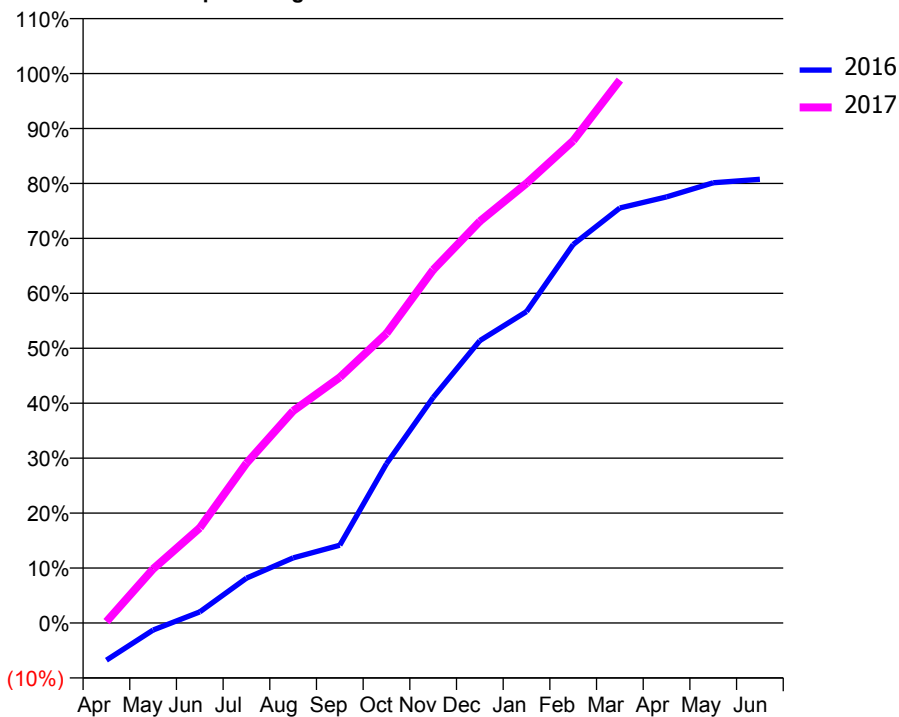
ACCESS*

Patients seen in 24 months	Total	Change since previous quarter
Quarter ending March 2016	4,075	
Quarter ending June 2016	4,038	→
Quarter ending September 2016	3,998	→
Quarter ending December 2016	4,116	↑
Quarter ending March 2017	4,144	→
Variance since March 2016	1.7%	→



ACTIVITY

Cumulative percentage of contracted UDA delivered 2016 & 2017



Month	Adjusted Scheduled Activity (UDA)	
	2016	2017
April	-955	37
May	-183	1,382
June	285	2,434
July	1,150	4,091
August	1,668	5,430
September	1,991	6,287
October	4,076	7,413
November	5,772	9,039
December	7,228	10,283
January	7,970	11,253
February	9,689	12,343
March	10,622	13,895
April	10,908	
May	11,270	
June	11,356	

QUALITY

	Quantity	Base Number	Contract	LHB	Wales
% of FP17s for the same patient ID Re-attending within 3 months - Children	137	1,563	8.8%	9.1%	11.3%
% of FP17s for the same patient ID Re-attending within 3 months - Adults	821	5,562	14.8%	13.6%	16.7%
% of FP17s for the same patient ID Re-attending between 3 & 9 months - Children	942	1,563	60.3%	54.1%	58.0%
% of FP17s for the same patient ID Re-attending between 3 & 9 months - Adults	3,496	5,562	62.9%	50.8%	53.7%
% of FP17s for Band 1 Urgent Courses	295	6,734	4.4%	8.5%	9.0%
% of FP17s Relating to Free Repair or Replacements	92	6,734	1.4%	0.6%	0.7%
% of FP17s Relating to Continuations	171	6,734	2.5%	1.1%	0.9%
% of Patients satisfied with the dentistry they have received	31	33	93.9%	93.9%	93.9%
% of Patients satisfied with the time they had to wait for an appointment	30	33	90.9%	86.6%	88.4%

* This is based on patients treated on this contract for their most recent course of treatment. Figures in italics indicate the base number of FP17s or Patient Questionnaire responses are less than 100. N/A is shown where the base number of responses is less than 10 during the period. % is calculated as Quantity/Base number*100

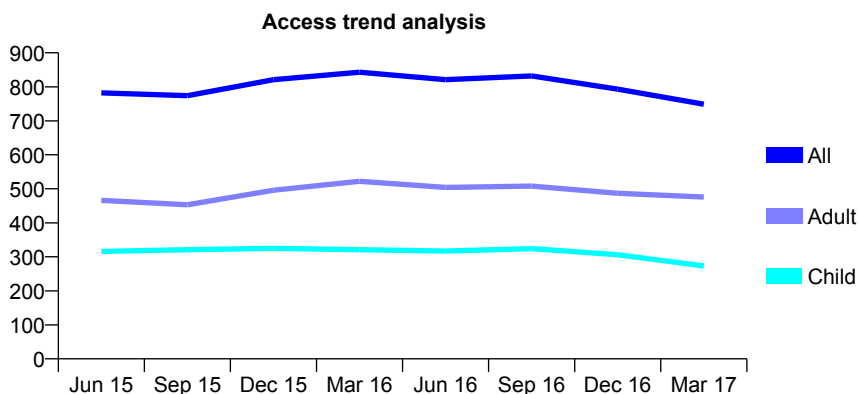
7A2 - Vital Signs At a Glance Contract Report for 172243/0001 - March 2017

Name or company name	West Street Dental Practice Limited
Contract type name	GDS Contract
Purpose of contract	General
Contract start date	01/04/2011
Contract end date	

16/17 Contracted general activity (UDA)	2,192
Carry forward general activity (UDA)	115
16/17 Contracted orthodontic activity (UOA)	0
Carry forward orthodontic activity (UOA)	0
Baseline contract value	£59,487.72

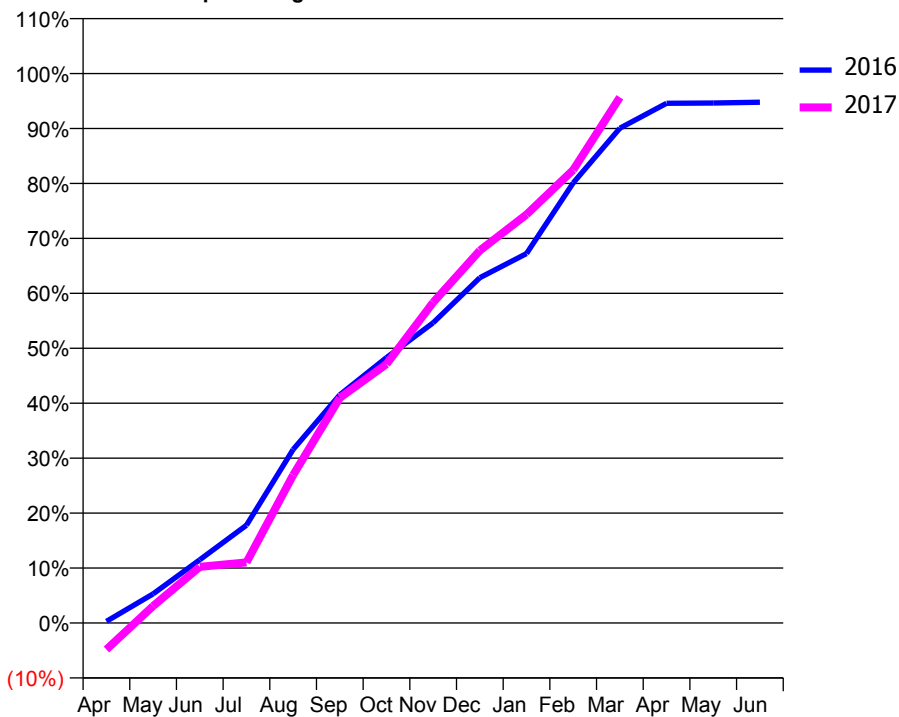
ACCESS*

Patients seen in 24 months	Total	Change since previous quarter
Quarter ending March 2016	843	
Quarter ending June 2016	821	↓
Quarter ending September 2016	832	→
Quarter ending December 2016	793	↓
Quarter ending March 2017	749	↓
Variance since March 2016	(11.2%)	↓



ACTIVITY

Cumulative percentage of contracted UDA delivered 2016 & 2017



Month	Adjusted Scheduled Activity (UDA)	
	2016	2017
April	6	-106
May	116	68
June	252	224
July	390	242
August	692	590
September	910	898
October	1,059	1,033
November	1,197	1,279
December	1,377	1,486
January	1,474	1,630
February	1,756	1,807
March	1,974	2,097
April	2,073	
May	2,074	
June	2,077	

QUALITY

	Quantity	Base Number	Contract	LHB	Wales
% of FP17s for the same patient ID Re-attending within 3 months - Children	57	511	11.2%	9.1%	11.3%
% of FP17s for the same patient ID Re-attending within 3 months - Adults	138	698	19.8%	13.6%	16.7%
% of FP17s for the same patient ID Re-attending between 3 & 9 months - Children	324	511	63.4%	54.1%	58.0%
% of FP17s for the same patient ID Re-attending between 3 & 9 months - Adults	370	698	53.0%	50.8%	53.7%
% of FP17s for Band 1 Urgent Courses	147	1,157	12.7%	8.5%	9.0%
% of FP17s Relating to Free Repair or Replacements	0	1,157	0.0%	0.6%	0.7%
% of FP17s Relating to Continuations	0	1,157	0.0%	1.1%	0.9%
% of Patients satisfied with the dentistry they have received	11	11	100.0%	93.9%	93.9%
% of Patients satisfied with the time they had to wait for an appointment	10	11	90.9%	86.6%	88.4%

* This is based on patients treated on this contract for their most recent course of treatment. Figures in italics indicate the base number of FP17s or Patient Questionnaire responses are less than 100. N/A is shown where the base number of responses is less than 10 during the period. % is calculated as Quantity/Base number*100

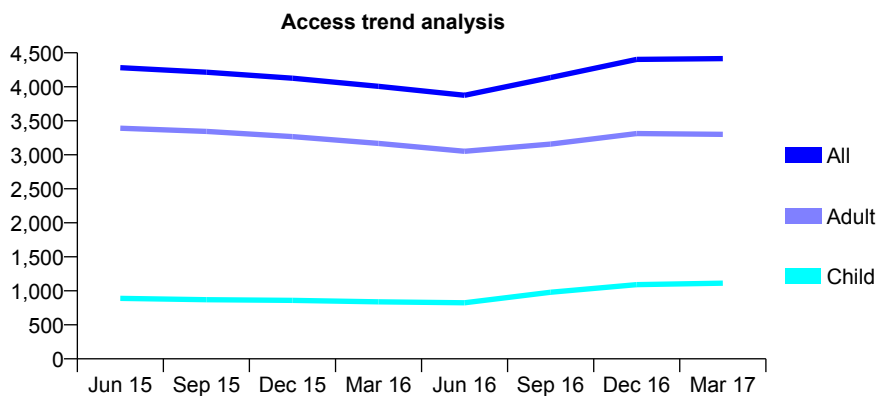
7A2 - Vital Signs At a Glance Contract Report for 175714/0001 - March 2017

Name or company name	MSC Universal Limited
Contract type name	GDS Contract
Purpose of contract	General
Contract start date	01/12/2010
Contract end date	

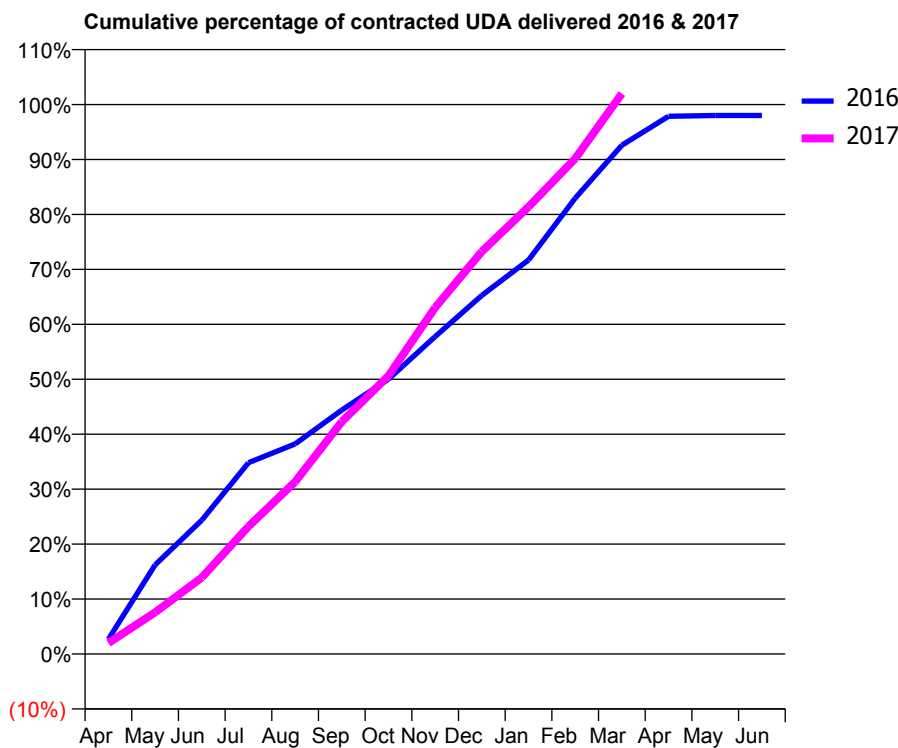
16/17 Contracted general activity (UDA)	15,000
Carry forward general activity (UDA)	300
16/17 Contracted orthodontic activity (UOA)	0
Carry forward orthodontic activity (UOA)	0
Baseline contract value	£442,922.40

ACCESS*

Patients seen in 24 months	Total	Change since previous quarter
Quarter ending March 2016	4,007	
Quarter ending June 2016	3,875	↓
Quarter ending September 2016	4,137	↑
Quarter ending December 2016	4,403	↑
Quarter ending March 2017	4,414	→
Variance since March 2016	10.2%	↑



ACTIVITY



Month	Adjusted Scheduled Activity (UDA)	
	2016	2017
April	407	301
May	2,434	1,137
June	3,653	2,089
July	5,220	3,480
August	5,737	4,701
September	6,659	6,342
October	7,504	7,596
November	8,667	9,458
December	9,792	10,986
January	10,756	12,208
February	12,445	13,523
March	13,887	15,298
April	14,679	
May	14,700	
June	14,700	

QUALITY

	Quantity	Base Number	Contract	LHB	Wales
% of FP17s for the same patient ID Re-attending within 3 months - Children	110	1,746	6.3%	9.1%	11.3%
% of FP17s for the same patient ID Re-attending within 3 months - Adults	787	5,692	13.8%	13.6%	16.7%
% of FP17s for the same patient ID Re-attending between 3 & 9 months - Children	1,022	1,746	58.5%	54.1%	58.0%
% of FP17s for the same patient ID Re-attending between 3 & 9 months - Adults	3,764	5,692	66.1%	50.8%	53.7%
% of FP17s for Band 1 Urgent Courses	362	7,101	5.1%	8.5%	9.0%
% of FP17s Relating to Free Repair or Replacements	47	7,101	0.7%	0.6%	0.7%
% of FP17s Relating to Continuations	154	7,101	2.2%	1.1%	0.9%
% of Patients satisfied with the dentistry they have received	49	53	92.5%	93.9%	93.9%
% of Patients satisfied with the time they had to wait for an appointment	43	53	81.1%	86.6%	88.4%

* This is based on patients treated on this contract for their most recent course of treatment. Figures in italics indicate the base number of FP17s or Patient Questionnaire responses are less than 100. N/A is shown where the base number of responses is less than 10 during the period. % is calculated as Quantity/Base number*100

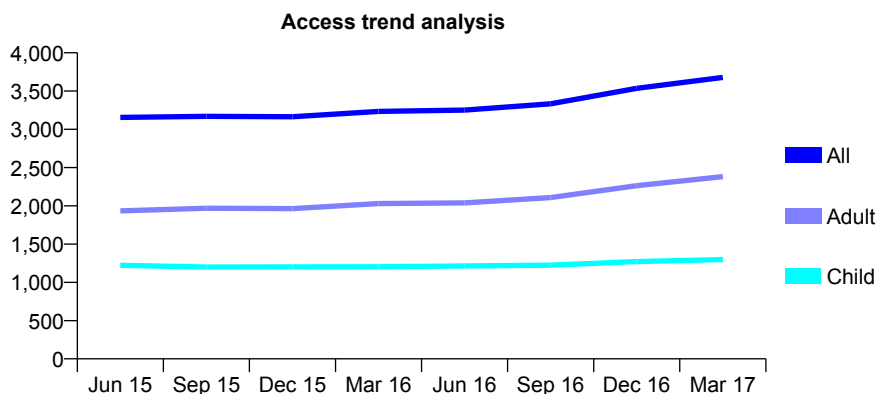
7A2 - Vital Signs At a Glance Contract Report for 177342/0001 - March 2017

Name or company name	K J Hughes & R W Hutchings
Contract type name	GDS Contract
Purpose of contract	General
Contract start date	01/01/2009
Contract end date	

16/17 Contracted general activity (UDA)	11,593
Carry forward general activity (UDA)	0
16/17 Contracted orthodontic activity (UOA)	0
Carry forward orthodontic activity (UOA)	0
Baseline contract value	£391,279.04

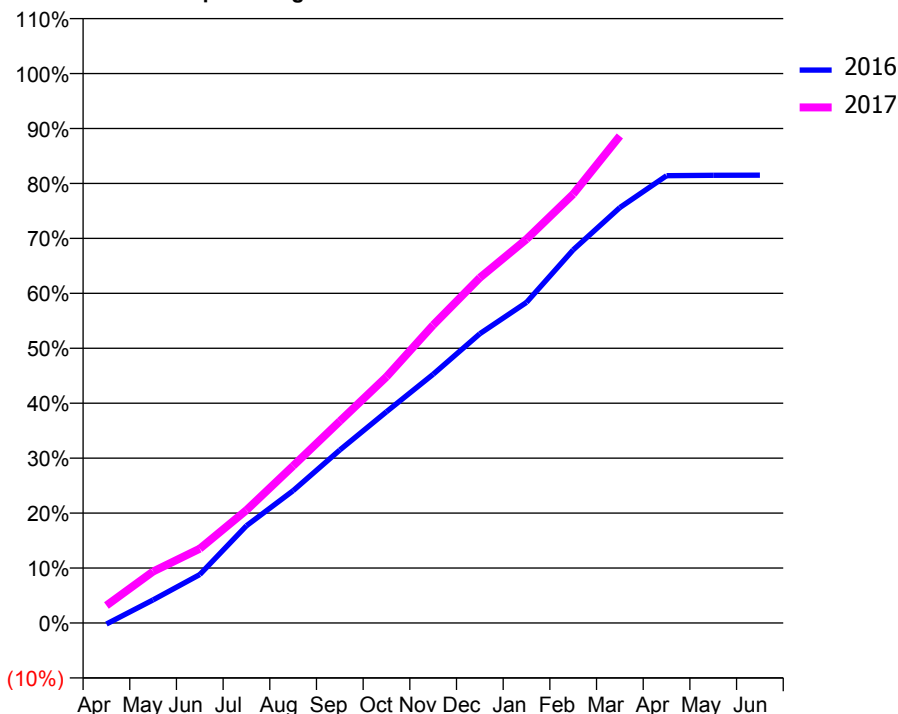
ACCESS*

Patients seen in 24 months	Total	Change since previous quarter
Quarter ending March 2016	3,234	
Quarter ending June 2016	3,252	→
Quarter ending September 2016	3,333	↑
Quarter ending December 2016	3,536	↑
Quarter ending March 2017	3,679	↑
Variance since March 2016	13.8%	↑



ACTIVITY

Cumulative percentage of contracted UDA delivered 2016 & 2017



Month	Adjusted Scheduled Activity (UDA)	
	2016	2017
April	-23	369
May	489	1,086
June	1,022	1,568
July	2,052	2,381
August	2,792	3,315
September	3,650	4,257
October	4,457	5,194
November	5,248	6,286
December	6,104	7,284
January	6,763	8,097
February	7,873	9,049
March	8,766	10,277
April	9,437	
May	9,445	
June	9,448	

QUALITY

	Quantity	Base Number	Contract	LHB	Wales
% of FP17s for the same patient ID Re-attending within 3 months - Children	124	1,830	6.8%	9.1%	11.3%
% of FP17s for the same patient ID Re-attending within 3 months - Adults	415	3,025	13.7%	13.6%	16.7%
% of FP17s for the same patient ID Re-attending between 3 & 9 months - Children	931	1,830	50.9%	54.1%	58.0%
% of FP17s for the same patient ID Re-attending between 3 & 9 months - Adults	1,363	3,025	45.1%	50.8%	53.7%
% of FP17s for Band 1 Urgent Courses	394	4,612	8.5%	8.5%	9.0%
% of FP17s Relating to Free Repair or Replacements	17	4,612	0.4%	0.6%	0.7%
% of FP17s Relating to Continuations	31	4,612	0.7%	1.1%	0.9%
% of Patients satisfied with the dentistry they have received	23	25	92.0%	93.9%	93.9%
% of Patients satisfied with the time they had to wait for an appointment	20	25	80.0%	86.6%	88.4%

* This is based on patients treated on this contract for their most recent course of treatment. Figures in italics indicate the base number of FP17s or Patient Questionnaire responses are less than 100. N/A is shown where the base number of responses is less than 10 during the period. % is calculated as Quantity/Base number*100

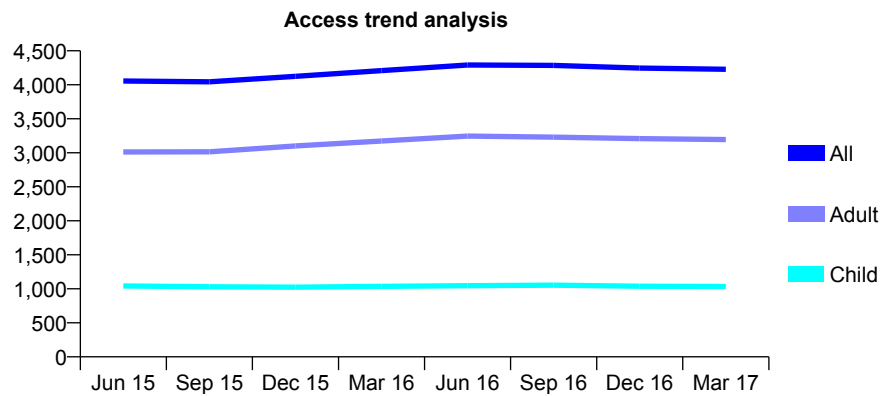
7A2 - Vital Signs At a Glance Contract Report for 187429/0001 - March 2017

Name or company name	Fifield & Borsden
Contract type name	GDS Contract
Purpose of contract	General
Contract start date	01/04/2006
Contract end date	

16/17 Contracted general activity (UDA)	15,000
Carry forward general activity (UDA)	118
16/17 Contracted orthodontic activity (UOA)	0
Carry forward orthodontic activity (UOA)	0
Baseline contract value	£344,920.60

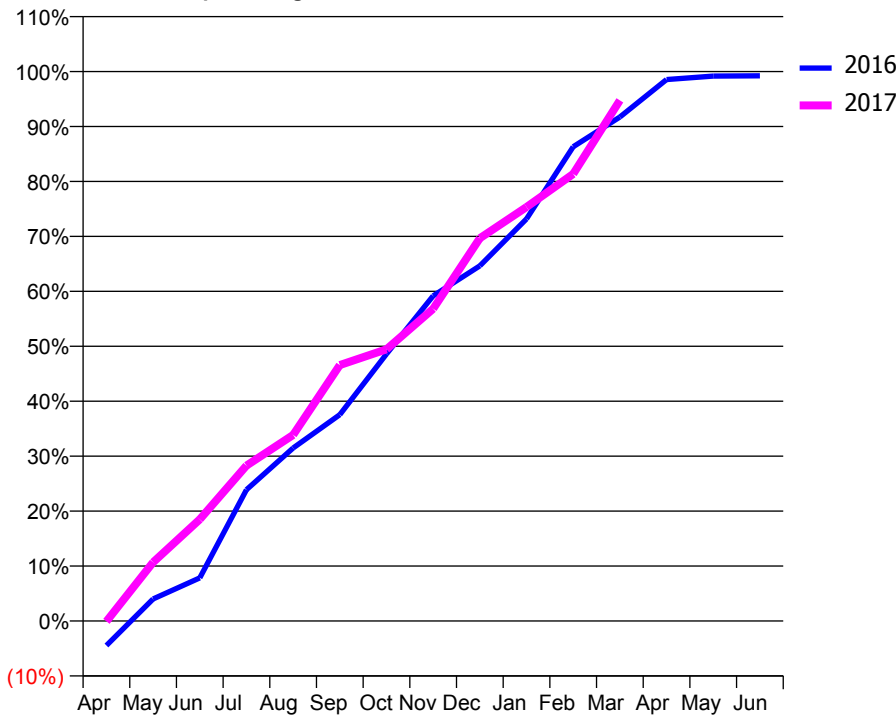
ACCESS*

Patients seen in 24 months	Total	Change since previous quarter
Quarter ending March 2016	4,209	
Quarter ending June 2016	4,292	→
Quarter ending September 2016	4,285	→
Quarter ending December 2016	4,247	→
Quarter ending March 2017	4,229	→
Variance since March 2016	0.5%	→



ACTIVITY

Cumulative percentage of contracted UDA delivered 2016 & 2017



Month	Adjusted Scheduled Activity (UDA)	
	2016	2017
April	-670	-13
May	602	1,603
June	1,176	2,775
July	3,582	4,243
August	4,724	5,079
September	5,633	6,987
October	7,290	7,416
November	8,875	8,523
December	9,694	10,450
January	10,977	11,300
February	12,945	12,203
March	13,759	14,214
April	14,780	
May	14,874	
June	14,881	

QUALITY

	Quantity	Base Number	Contract	LHB	Wales
% of FP17s for the same patient ID Re-attending within 3 months - Children	126	1,962	6.4%	9.1%	11.3%
% of FP17s for the same patient ID Re-attending within 3 months - Adults	963	5,987	16.1%	13.6%	16.7%
% of FP17s for the same patient ID Re-attending between 3 & 9 months - Children	1,360	1,962	69.3%	54.1%	58.0%
% of FP17s for the same patient ID Re-attending between 3 & 9 months - Adults	3,967	5,987	66.3%	50.8%	53.7%
% of FP17s for Band 1 Urgent Courses	409	7,441	5.5%	8.5%	9.0%
% of FP17s Relating to Free Repair or Replacements	73	7,441	1.0%	0.6%	0.7%
% of FP17s Relating to Continuations	63	7,441	0.8%	1.1%	0.9%
% of Patients satisfied with the dentistry they have received	26	29	89.7%	93.9%	93.9%
% of Patients satisfied with the time they had to wait for an appointment	26	29	89.7%	86.6%	88.4%

* This is based on patients treated on this contract for their most recent course of treatment. Figures in italics indicate the base number of FP17s or Patient Questionnaire responses are less than 100. N/A is shown where the base number of responses is less than 10 during the period. % is calculated as Quantity/Base number*100

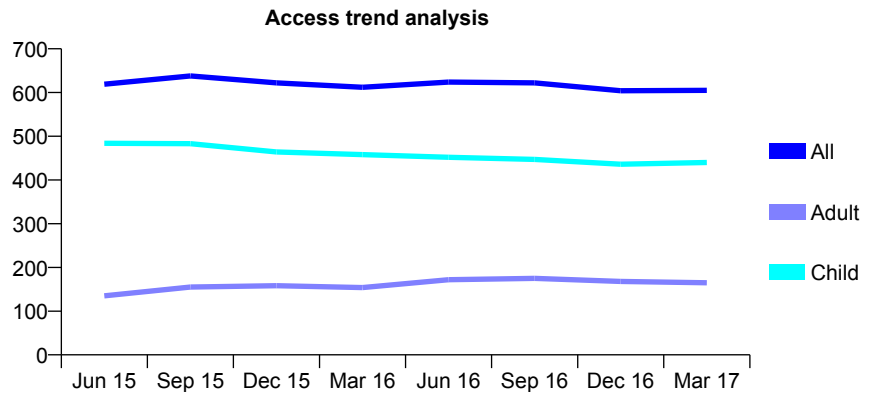
7A2 - Vital Signs At a Glance Contract Report for 212970/0001 - March 2017

Name or company name	MRS SJ JOHNSON
Contract type name	GDS Contract
Purpose of contract	General
Contract start date	01/06/2006
Contract end date	

16/17 Contracted general activity (UDA)	1,342
Carry forward general activity (UDA)	-45
16/17 Contracted orthodontic activity (UOA)	0
Carry forward orthodontic activity (UOA)	0
Baseline contract value	£35,938.72

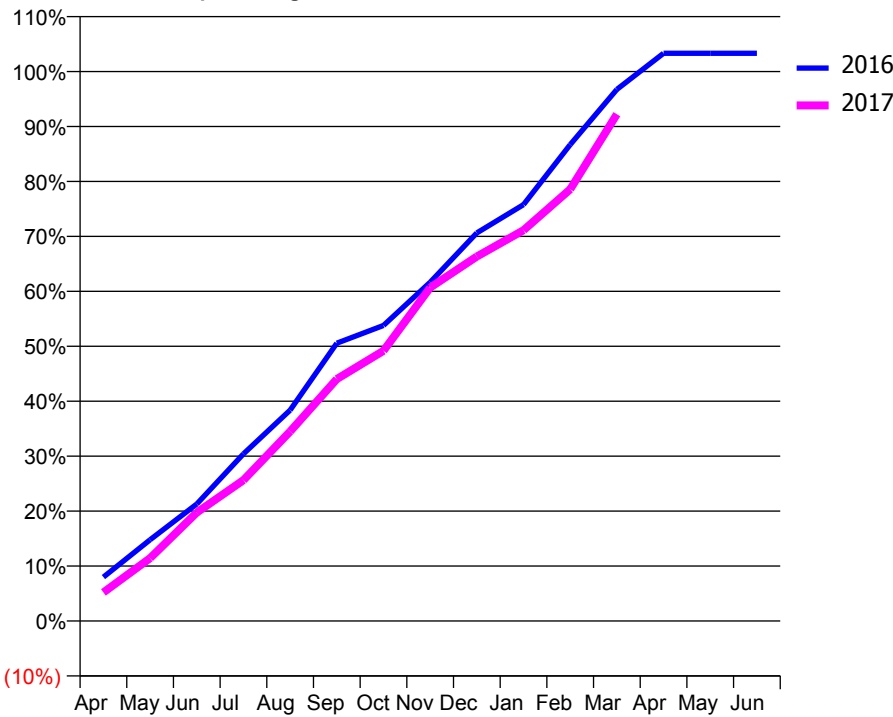
ACCESS*

Patients seen in 24 months	Total	Change since previous quarter
Quarter ending March 2016	612	
Quarter ending June 2016	624	→
Quarter ending September 2016	622	→
Quarter ending December 2016	604	↓
Quarter ending March 2017	605	→
Variance since March 2016	(1.1%)	↓



ACTIVITY

Cumulative percentage of contracted UDA delivered 2016 & 2017



Month	Adjusted Scheduled Activity (UDA)	
	2016	2017
April	107	70
May	198	154
June	286	265
July	408	344
August	515	463
September	679	591
October	722	660
November	827	814
December	948	890
January	1,017	954
February	1,163	1,054
March	1,298	1,238
April	1,387	
May	1,387	
June	1,387	

QUALITY

	Quantity	Base Number	Contract	LHB	Wales
% of FP17s for the same patient ID Re-attending within 3 months - Children	56	710	7.9%	9.1%	11.3%
% of FP17s for the same patient ID Re-attending within 3 months - Adults	24	126	19.0%	13.6%	16.7%
% of FP17s for the same patient ID Re-attending between 3 & 9 months - Children	358	710	50.4%	54.1%	58.0%
% of FP17s for the same patient ID Re-attending between 3 & 9 months - Adults	35	126	27.8%	50.8%	53.7%
% of FP17s for Band 1 Urgent Courses	89	794	11.2%	8.5%	9.0%
% of FP17s Relating to Free Repair or Replacements	1	794	0.1%	0.6%	0.7%
% of FP17s Relating to Continuations	2	794	0.3%	1.1%	0.9%
% of Patients satisfied with the dentistry they have received	4	4	N/A	93.9%	93.9%
% of Patients satisfied with the time they had to wait for an appointment	4	4	N/A	86.6%	88.4%

* This is based on patients treated on this contract for their most recent course of treatment. Figures in italics indicate the base number of FP17s or Patient Questionnaire responses are less than 100. N/A is shown where the base number of responses is less than 10 during the period. % is calculated as Quantity/Base number*100

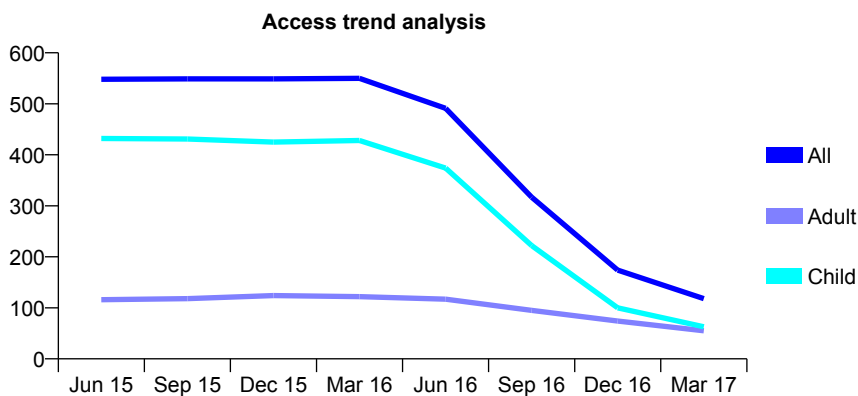
7A2 - Vital Signs At a Glance Contract Report for 22275/0001 - March 2017

Name or company name	MR TF JONES
Contract type name	GDS Contract
Purpose of contract	General
Contract start date	01/04/2006
Contract end date	30/04/2016

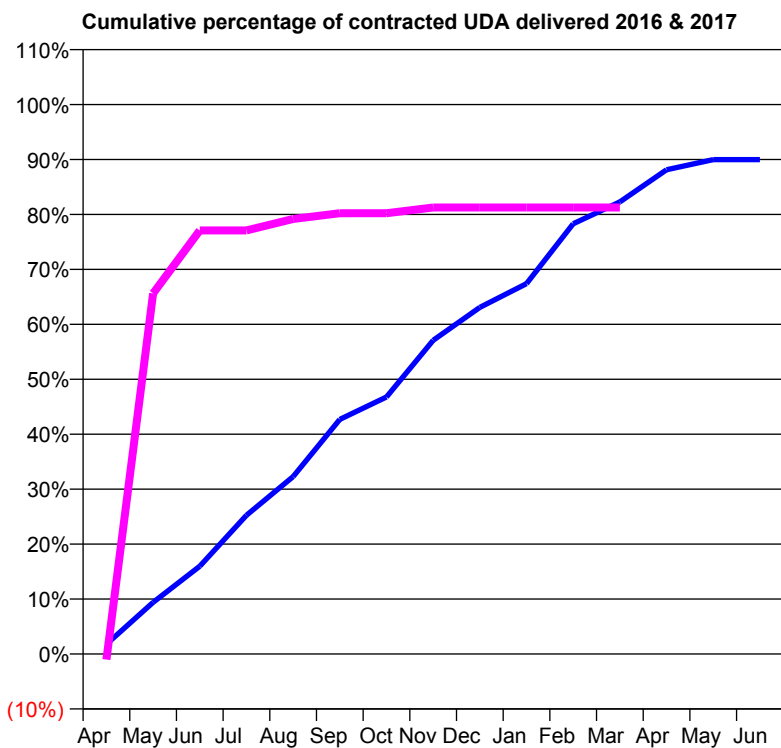
16/17 Contracted general activity (UDA)	96
Carry forward general activity (UDA)	25
16/17 Contracted orthodontic activity (UOA)	0
Carry forward orthodontic activity (UOA)	0
Baseline contract value	£2,220.27

ACCESS*

Patients seen in 24 months	Total	Change since previous quarter
Quarter ending March 2016	550	
Quarter ending June 2016	491	↓
Quarter ending September 2016	317	↓
Quarter ending December 2016	174	↓
Quarter ending March 2017	118	↓
Variance since March 2016	(78.5%)	↓



ACTIVITY



Month	Adjusted Scheduled Activity (UDA)	
	2016	2017
April	22	-1
May	118	63
June	200	74
July	316	74
August	404	76
September	534	77
October	585	77
November	714	78
December	789	78
January	843	78
February	979	78
March	1,029	78
April	1,102	
May	1,125	
June	1,125	

QUALITY

	Quantity	Base Number	Contract	LHB	Wales
% of FP17s for the same patient ID Re-attending within 3 months - Children	9	110	8.2%	9.1%	11.3%
% of FP17s for the same patient ID Re-attending within 3 months - Adults	0	9	0.0%	13.6%	16.7%
% of FP17s for the same patient ID Re-attending between 3 & 9 months - Children	61	110	55.5%	54.1%	58.0%
% of FP17s for the same patient ID Re-attending between 3 & 9 months - Adults	4	9	44.4%	50.8%	53.7%
% of FP17s for Band 1 Urgent Courses	0	65	0.0%	8.5%	9.0%
% of FP17s Relating to Free Repair or Replacements	0	65	0.0%	0.6%	0.7%
% of FP17s Relating to Continuations	0	65	0.0%	1.1%	0.9%
% of Patients satisfied with the dentistry they have received	1	1	N/A	93.9%	93.9%
% of Patients satisfied with the time they had to wait for an appointment	1	1	N/A	86.6%	88.4%

* This is based on patients treated on this contract for their most recent course of treatment. Figures in italics indicate the base number of FP17s or Patient Questionnaire responses are less than 100. N/A is shown where the base number of responses is less than 10 during the period. % is calculated as Quantity/Base number*100

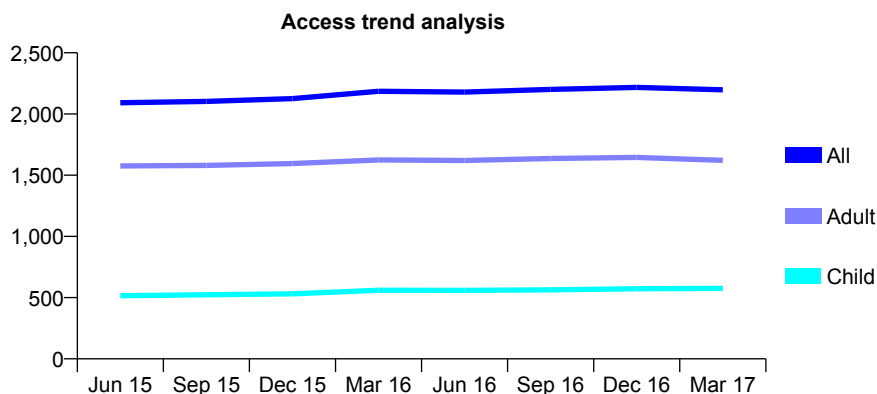
7A2 - Vital Signs At a Glance Contract Report for 222763/0001 - March 2017

Name or company name	MR EW DANIELS
Contract type name	GDS Contract
Purpose of contract	General
Contract start date	01/11/2007
Contract end date	

16/17 Contracted general activity (UDA)	5,625
Carry forward general activity (UDA)	-70
16/17 Contracted orthodontic activity (UOA)	0
Carry forward orthodontic activity (UOA)	0
Baseline contract value	£132,989.31

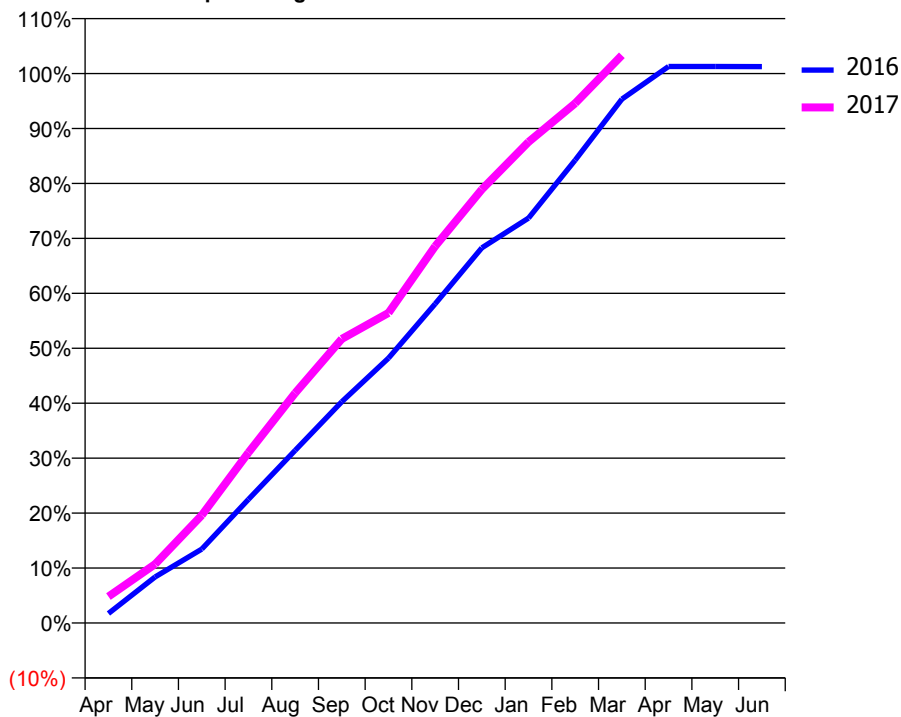
ACCESS*

Patients seen in 24 months	Total	Change since previous quarter
Quarter ending March 2016	2,186	
Quarter ending June 2016	2,179	→
Quarter ending September 2016	2,201	→
Quarter ending December 2016	2,217	→
Quarter ending March 2017	2,198	→
Variance since March 2016	0.5%	→



ACTIVITY

Cumulative percentage of contracted UDA delivered 2016 & 2017



Month	Adjusted Scheduled Activity (UDA)	
	2016	2017
April	98	271
May	471	603
June	757	1,104
July	1,266	1,745
August	1,767	2,354
September	2,265	2,908
October	2,712	3,175
November	3,267	3,857
December	3,840	4,439
January	4,144	4,924
February	4,739	5,321
March	5,363	5,812
April	5,697	
May	5,696	
June	5,695	

QUALITY

	Quantity	Base Number	Contract	LHB	Wales
% of FP17s for the same patient ID Re-attending within 3 months - Children	44	905	4.9%	9.1%	11.3%
% of FP17s for the same patient ID Re-attending within 3 months - Adults	248	2,351	10.5%	13.6%	16.7%
% of FP17s for the same patient ID Re-attending between 3 & 9 months - Children	478	905	52.8%	54.1%	58.0%
% of FP17s for the same patient ID Re-attending between 3 & 9 months - Adults	1,217	2,351	51.8%	50.8%	53.7%
% of FP17s for Band 1 Urgent Courses	162	3,088	5.2%	8.5%	9.0%
% of FP17s Relating to Free Repair or Replacements	17	3,088	0.6%	0.6%	0.7%
% of FP17s Relating to Continuations	8	3,088	0.3%	1.1%	0.9%
% of Patients satisfied with the dentistry they have received	18	19	94.7%	93.9%	93.9%
% of Patients satisfied with the time they had to wait for an appointment	19	19	100.0%	86.6%	88.4%

* This is based on patients treated on this contract for their most recent course of treatment. Figures in italics indicate the base number of FP17s or Patient Questionnaire responses are less than 100. N/A is shown where the base number of responses is less than 10 during the period. % is calculated as Quantity/Base number*100

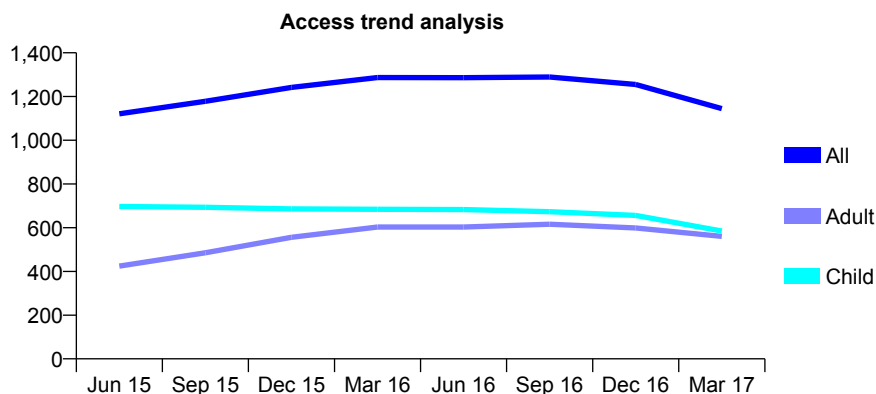
7A2 - Vital Signs At a Glance Contract Report for 273260/0001 - March 2017

Name or company name	MR F ABBAS
Contract type name	GDS Contract
Purpose of contract	General
Contract start date	01/02/2014
Contract end date	

16/17 Contracted general activity (UDA)	2,776
Carry forward general activity (UDA)	0
16/17 Contracted orthodontic activity (UOA)	0
Carry forward orthodontic activity (UOA)	0
Baseline contract value	£75,858.75

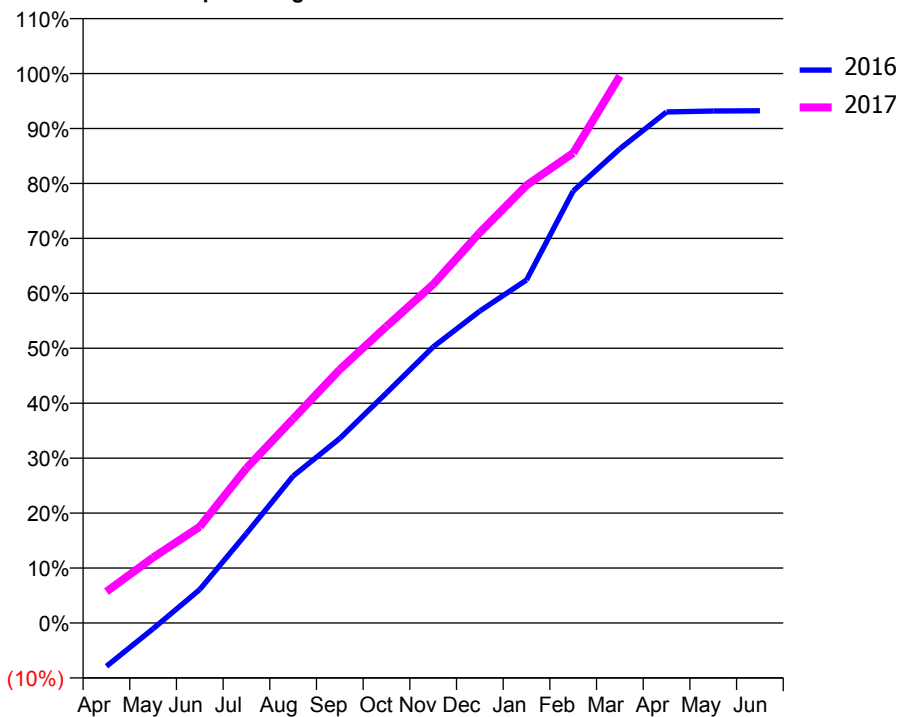
ACCESS*

Patients seen in 24 months	Total	Change since previous quarter
Quarter ending March 2016	1,287	
Quarter ending June 2016	1,286	→
Quarter ending September 2016	1,289	→
Quarter ending December 2016	1,255	↓
Quarter ending March 2017	1,145	↓
Variance since March 2016	(11.0%)	↓



ACTIVITY

Cumulative percentage of contracted UDA delivered 2016 & 2017



Month	Adjusted Scheduled Activity (UDA)	
	2016	2017
April	-220	159
May	-29	331
June	169	487
July	452	783
August	742	1,032
September	933	1,281
October	1,162	1,499
November	1,395	1,711
December	1,576	1,973
January	1,733	2,211
February	2,182	2,375
March	2,396	2,764
April	2,582	
May	2,587	
June	2,588	

QUALITY

	Quantity	Base Number	Contract	LHB	Wales
% of FP17s for the same patient ID Re-attending within 3 months - Children	135	1,042	13.0%	9.1%	11.3%
% of FP17s for the same patient ID Re-attending within 3 months - Adults	136	673	20.2%	13.6%	16.7%
% of FP17s for the same patient ID Re-attending between 3 & 9 months - Children	594	1,042	57.0%	54.1%	58.0%
% of FP17s for the same patient ID Re-attending between 3 & 9 months - Adults	264	673	39.2%	50.8%	53.7%
% of FP17s for Band 1 Urgent Courses	245	1,599	15.3%	8.5%	9.0%
% of FP17s Relating to Free Repair or Replacements	1	1,599	0.1%	0.6%	0.7%
% of FP17s Relating to Continuations	2	1,599	0.1%	1.1%	0.9%
% of Patients satisfied with the dentistry they have received	3	4	N/A	93.9%	93.9%
% of Patients satisfied with the time they had to wait for an appointment	2	4	N/A	86.6%	88.4%

* This is based on patients treated on this contract for their most recent course of treatment. Figures in italics indicate the base number of FP17s or Patient Questionnaire responses are less than 100. N/A is shown where the base number of responses is less than 10 during the period. % is calculated as Quantity/Base number*100

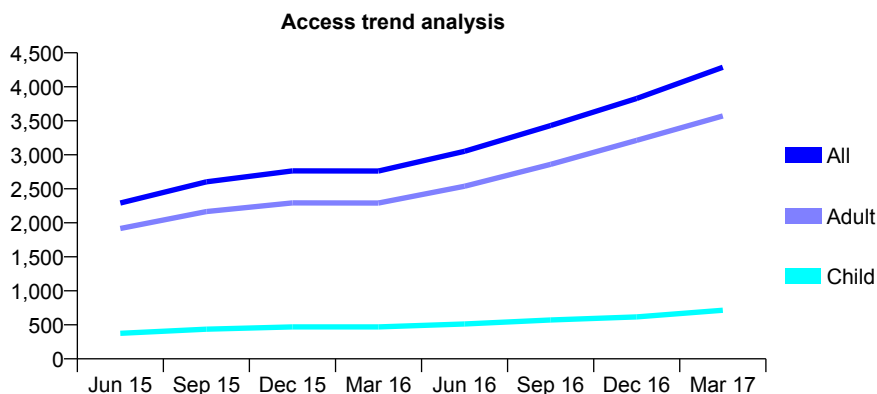
7A2 - Vital Signs At a Glance Contract Report for 282928/0001 - March 2017

Name or company name	MR JR HAYDEN
Contract type name	GDS Contract
Purpose of contract	General
Contract start date	14/02/2014
Contract end date	

16/17 Contracted general activity (UDA)	14,676
Carry forward general activity (UDA)	102
16/17 Contracted orthodontic activity (UOA)	0
Carry forward orthodontic activity (UOA)	0
Baseline contract value	£362,941.83

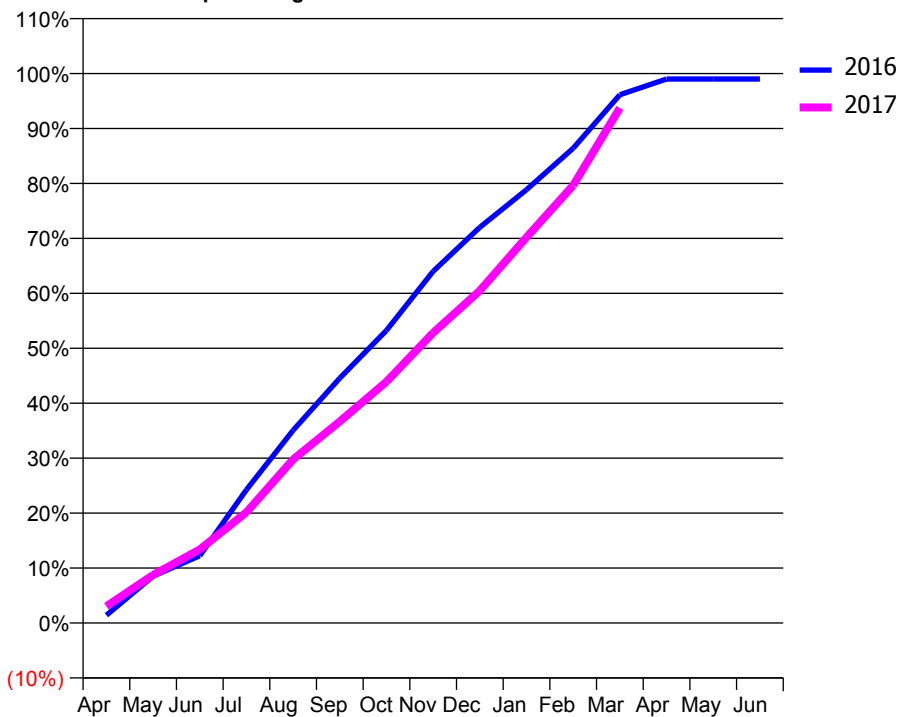
ACCESS*

Patients seen in 24 months	Total	Change since previous quarter
Quarter ending March 2016	2,761	
Quarter ending June 2016	3,051	↑
Quarter ending September 2016	3,431	↑
Quarter ending December 2016	3,828	↑
Quarter ending March 2017	4,287	↑
Variance since March 2016	55.3%	↑



ACTIVITY

Cumulative percentage of contracted UDA delivered 2016 & 2017



Month	Adjusted Scheduled Activity (UDA)	
	2016	2017
April	146	448
May	869	1,283
June	1,250	1,963
July	2,473	2,957
August	3,579	4,368
September	4,546	5,384
October	5,431	6,445
November	6,529	7,750
December	7,346	8,876
January	8,044	10,301
February	8,813	11,688
March	9,805	13,756
April	10,097	
May	10,098	
June	10,098	

QUALITY

	Quantity	Base Number	Contract	LHB	Wales
% of FP17s for the same patient ID Re-attending within 3 months - Children	77	1,155	6.7%	9.1%	11.3%
% of FP17s for the same patient ID Re-attending within 3 months - Adults	859	5,942	14.5%	13.6%	16.7%
% of FP17s for the same patient ID Re-attending between 3 & 9 months - Children	509	1,155	44.1%	54.1%	58.0%
% of FP17s for the same patient ID Re-attending between 3 & 9 months - Adults	2,416	5,942	40.7%	50.8%	53.7%
% of FP17s for Band 1 Urgent Courses	1,625	6,968	23.3%	8.5%	9.0%
% of FP17s Relating to Free Repair or Replacements	61	6,968	0.9%	0.6%	0.7%
% of FP17s Relating to Continuations	36	6,968	0.5%	1.1%	0.9%
% of Patients satisfied with the dentistry they have received	57	59	96.6%	93.9%	93.9%
% of Patients satisfied with the time they had to wait for an appointment	53	59	89.8%	86.6%	88.4%

* This is based on patients treated on this contract for their most recent course of treatment. Figures in italics indicate the base number of FP17s or Patient Questionnaire responses are less than 100. N/A is shown where the base number of responses is less than 10 during the period. % is calculated as Quantity/Base number*100

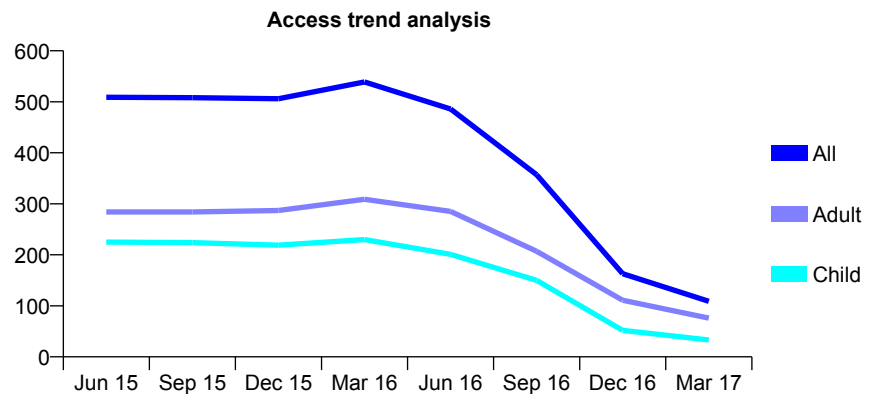
7A2 - Vital Signs At a Glance Contract Report for 570079/0001 - March 2017

Name or company name	MISS RE MOSEY
Contract type name	GDS Contract
Purpose of contract	General
Contract start date	01/04/2006
Contract end date	14/04/2016

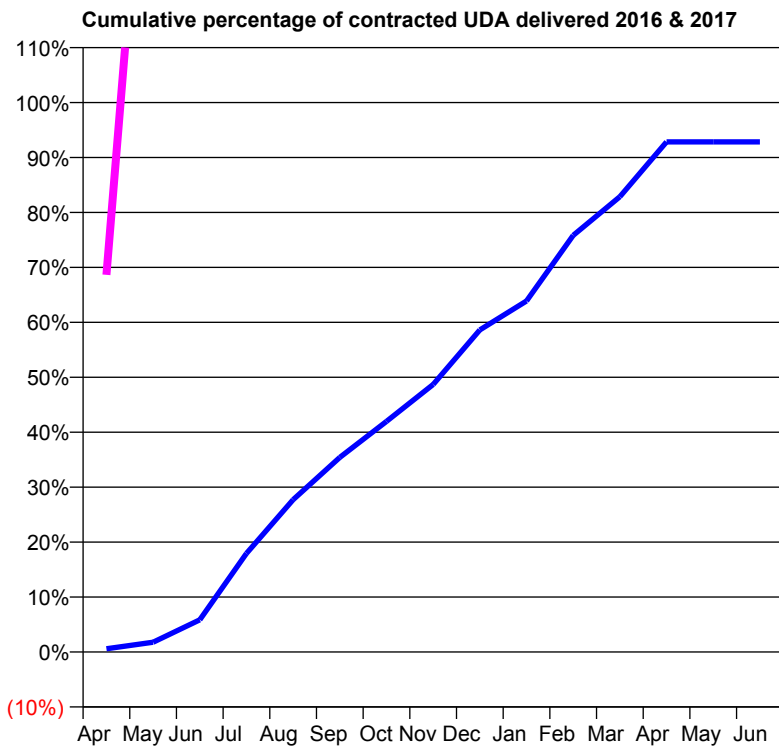
16/17 Contracted general activity (UDA)	51
Carry forward general activity (UDA)	0
16/17 Contracted orthodontic activity (UOA)	0
Carry forward orthodontic activity (UOA)	0
Baseline contract value	£1,400.28

ACCESS*

Patients seen in 24 months	Total	Change since previous quarter
Quarter ending March 2016	539	
Quarter ending June 2016	486	↓
Quarter ending September 2016	357	↓
Quarter ending December 2016	163	↓
Quarter ending March 2017	109	↓
Variance since March 2016	(79.8%)	↓



ACTIVITY



Month	Adjusted Scheduled Activity (UDA)	
	2016	2017
April	8	35
May	23	88
June	76	122
July	234	138
August	362	141
September	462	142
October	547	142
November	635	145
December	764	145
January	833	149
February	989	160
March	1,080	160
April	1,211	
May	1,211	
June	1,211	

QUALITY

	Quantity	Base Number	Contract	LHB	Wales
% of FP17s for the same patient ID Re-attending within 3 months - Children	2	68	2.9%	9.1%	11.3%
% of FP17s for the same patient ID Re-attending within 3 months - Adults	3	91	3.3%	13.6%	16.7%
% of FP17s for the same patient ID Re-attending between 3 & 9 months - Children	29	68	42.6%	54.1%	58.0%
% of FP17s for the same patient ID Re-attending between 3 & 9 months - Adults	32	91	35.2%	50.8%	53.7%
% of FP17s for Band 1 Urgent Courses	3	67	4.5%	8.5%	9.0%
% of FP17s Relating to Free Repair or Replacements	0	67	0.0%	0.6%	0.7%
% of FP17s Relating to Continuations	0	67	0.0%	1.1%	0.9%
% of Patients satisfied with the dentistry they have received	0	0	N/A	93.9%	93.9%
% of Patients satisfied with the time they had to wait for an appointment	0	0	N/A	86.6%	88.4%

* This is based on patients treated on this contract for their most recent course of treatment. Figures in italics indicate the base number of FP17s or Patient Questionnaire responses are less than 100. N/A is shown where the base number of responses is less than 10 during the period. % is calculated as Quantity/Base number*100

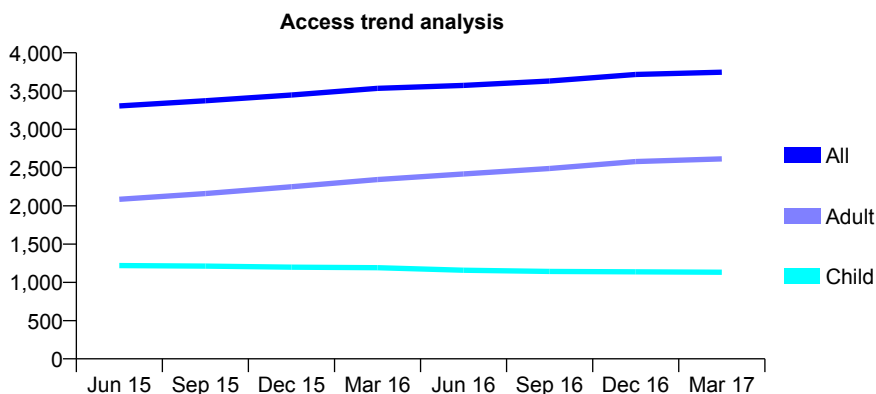
7A2 - Vital Signs At a Glance Contract Report for 573361/0001 - March 2017

Name or company name	MR D CLARKE
Contract type name	GDS Contract
Purpose of contract	General
Contract start date	01/04/2006
Contract end date	

16/17 Contracted general activity (UDA)	9,242
Carry forward general activity (UDA)	-25
16/17 Contracted orthodontic activity (UOA)	0
Carry forward orthodontic activity (UOA)	0
Baseline contract value	£302,711.34

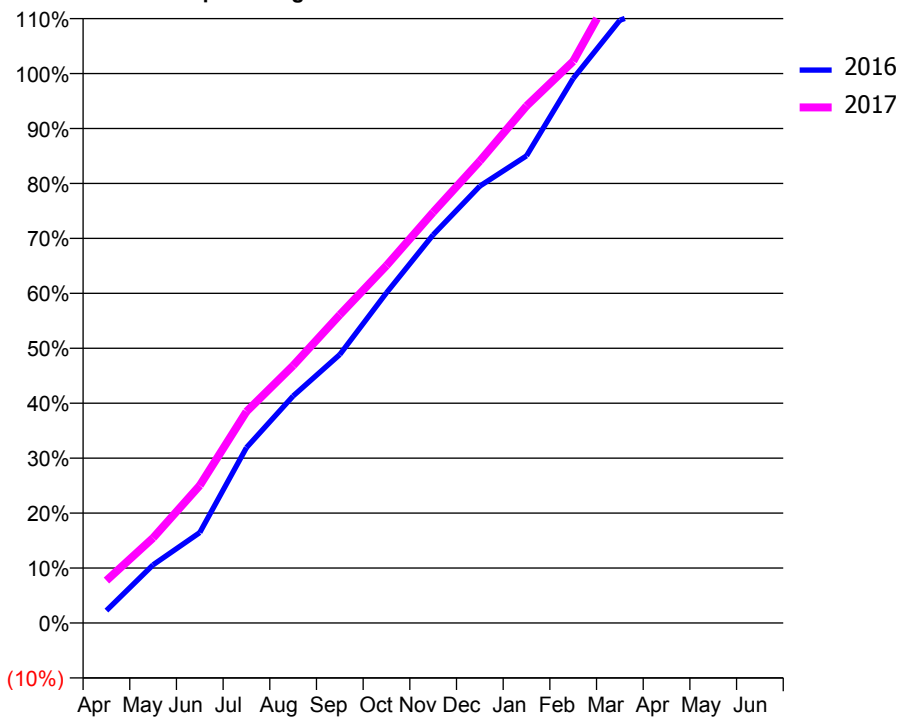
ACCESS*

Patients seen in 24 months	Total	Change since previous quarter
Quarter ending March 2016	3,535	
Quarter ending June 2016	3,574	→
Quarter ending September 2016	3,631	→
Quarter ending December 2016	3,716	↑
Quarter ending March 2017	3,746	→
Variance since March 2016	6.0%	↑



ACTIVITY

Cumulative percentage of contracted UDA delivered 2016 & 2017



Month	Adjusted Scheduled Activity (UDA)	
	2016	2017
April	223	714
May	1,042	1,433
June	1,620	2,313
July	3,141	3,557
August	4,065	4,329
September	4,807	5,185
October	5,913	6,012
November	6,952	6,908
December	7,822	7,769
January	8,365	8,696
February	9,750	9,447
March	10,793	10,854
April	11,081	
May	11,083	
June	11,087	

QUALITY

	Quantity	Base Number	Contract	LHB	Wales
% of FP17s for the same patient ID Re-attending within 3 months - Children	55	1,561	3.5%	9.1%	11.3%
% of FP17s for the same patient ID Re-attending within 3 months - Adults	285	2,926	9.7%	13.6%	16.7%
% of FP17s for the same patient ID Re-attending between 3 & 9 months - Children	868	1,561	55.6%	54.1%	58.0%
% of FP17s for the same patient ID Re-attending between 3 & 9 months - Adults	1,278	2,926	43.7%	50.8%	53.7%
% of FP17s for Band 1 Urgent Courses	522	4,349	12.0%	8.5%	9.0%
% of FP17s Relating to Free Repair or Replacements	0	4,349	0.0%	0.6%	0.7%
% of FP17s Relating to Continuations	3	4,349	0.1%	1.1%	0.9%
% of Patients satisfied with the dentistry they have received	22	23	95.7%	93.9%	93.9%
% of Patients satisfied with the time they had to wait for an appointment	19	23	82.6%	86.6%	88.4%

* This is based on patients treated on this contract for their most recent course of treatment. Figures in italics indicate the base number of FP17s or Patient Questionnaire responses are less than 100. N/A is shown where the base number of responses is less than 10 during the period. % is calculated as Quantity/Base number*100

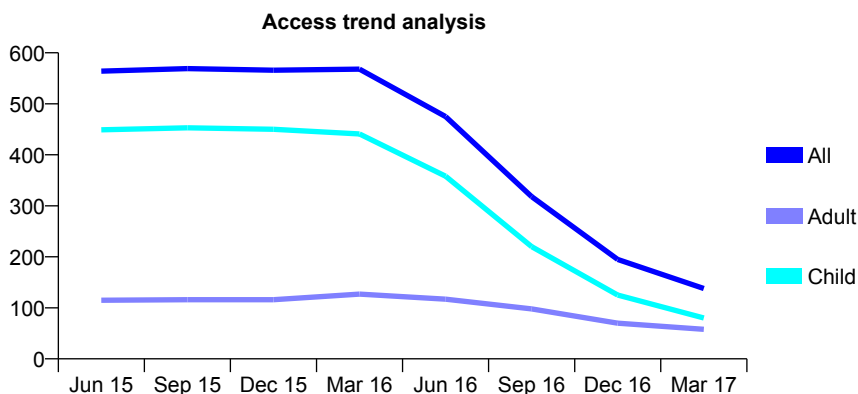
7A2 - Vital Signs At a Glance Contract Report for 632007/0001 - March 2017

Name or company name	MR HL GRIFFITHS
Contract type name	GDS Contract
Purpose of contract	General
Contract start date	01/04/2006
Contract end date	30/04/2016

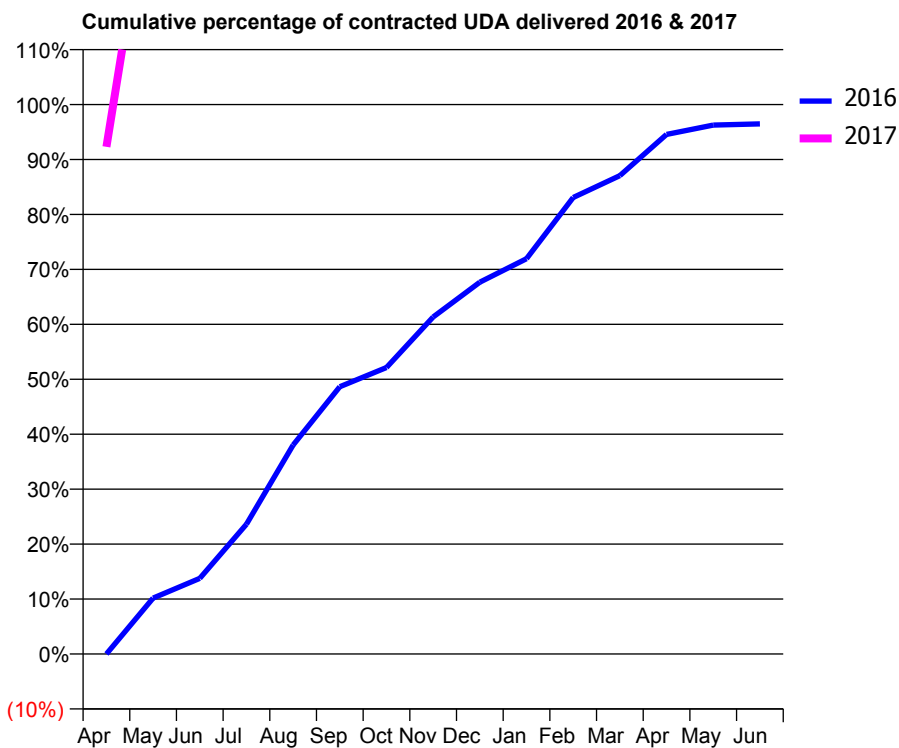
16/17 Contracted general activity (UDA)	104
Carry forward general activity (UDA)	-61
16/17 Contracted orthodontic activity (UOA)	0
Carry forward orthodontic activity (UOA)	0
Baseline contract value	£2,400.77

ACCESS*

Patients seen in 24 months	Total	Change since previous quarter
Quarter ending March 2016	568	
Quarter ending June 2016	475	↓
Quarter ending September 2016	318	↓
Quarter ending December 2016	195	↓
Quarter ending March 2017	138	↓
Variance since March 2016	(75.7%)	↓



ACTIVITY



Month	Adjusted Scheduled Activity (UDA)	
	2016	2017
April	0	96
May	138	150
June	187	166
July	321	180
August	517	183
September	661	184
October	708	184
November	833	183
December	920	183
January	978	183
February	1,129	183
March	1,183	183
April	1,285	183
May	1,308	183
June	1,311	183

QUALITY

	Quantity	Base Number	Contract	LHB	Wales
% of FP17s for the same patient ID Re-attending within 3 months - Children	7	124	5.6%	9.1%	11.3%
% of FP17s for the same patient ID Re-attending within 3 months - Adults	0	19	0.0%	13.6%	16.7%
% of FP17s for the same patient ID Re-attending between 3 & 9 months - Children	85	124	68.5%	54.1%	58.0%
% of FP17s for the same patient ID Re-attending between 3 & 9 months - Adults	14	19	73.7%	50.8%	53.7%
% of FP17s for Band 1 Urgent Courses	1	80	1.3%	8.5%	9.0%
% of FP17s Relating to Free Repair or Replacements	0	80	0.0%	0.6%	0.7%
% of FP17s Relating to Continuations	0	80	0.0%	1.1%	0.9%
% of Patients satisfied with the dentistry they have received	13	16	81.3%	93.9%	93.9%
% of Patients satisfied with the time they had to wait for an appointment	14	16	87.5%	86.6%	88.4%

* This is based on patients treated on this contract for their most recent course of treatment. Figures in italics indicate the base number of FP17s or Patient Questionnaire responses are less than 100. N/A is shown where the base number of responses is less than 10 during the period. % is calculated as Quantity/Base number*100

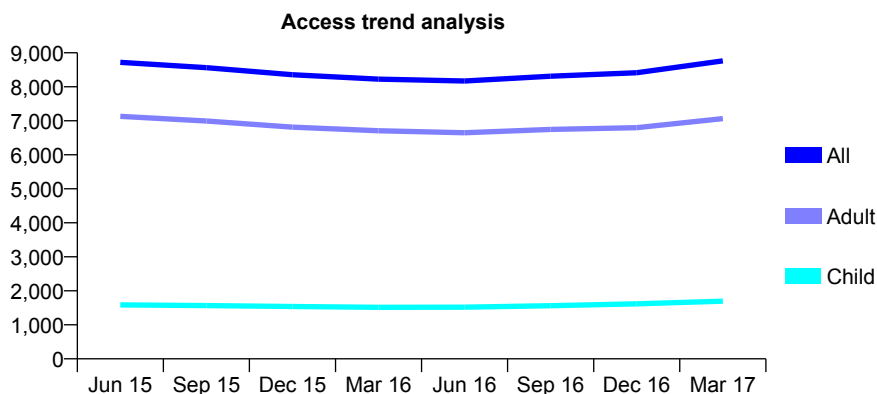
7A2 - Vital Signs At a Glance Contract Report for 648671/0001 - March 2017

Name or company name	MR AJ BEAZLEY
Contract type name	GDS Contract
Purpose of contract	General
Contract start date	01/04/2006
Contract end date	

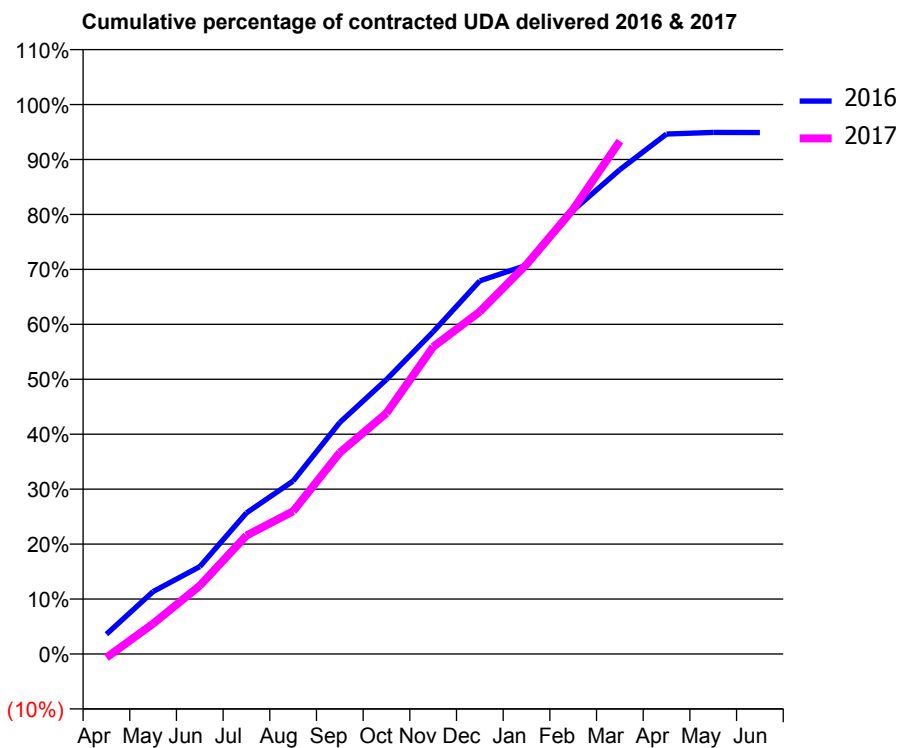
16/17 Contracted general activity (UDA)	24,813
Carry forward general activity (UDA)	1,276
16/17 Contracted orthodontic activity (UOA)	0
Carry forward orthodontic activity (UOA)	0
Baseline contract value	£792,485.54

ACCESS*

Patients seen in 24 months	Total	Change since previous quarter
Quarter ending March 2016	8,225	
Quarter ending June 2016	8,170	→
Quarter ending September 2016	8,310	→
Quarter ending December 2016	8,415	→
Quarter ending March 2017	8,761	↑
Variance since March 2016	6.5%	↑



ACTIVITY



Month	Adjusted Scheduled Activity (UDA)	
	2016	2017
April	899	-165
May	2,838	1,367
June	3,972	3,087
July	6,412	5,353
August	7,856	6,445
September	10,515	9,093
October	12,471	10,880
November	14,638	13,869
December	16,948	15,462
January	17,661	17,592
February	20,154	20,082
March	22,004	23,162
April	23,619	
May	23,690	
June	23,684	

QUALITY

	Quantity	Base Number	Contract	LHB	Wales
% of FP17s for the same patient ID Re-attending within 3 months - Children	157	2,325	6.8%	9.1%	11.3%
% of FP17s for the same patient ID Re-attending within 3 months - Adults	1,294	9,397	13.8%	13.6%	16.7%
% of FP17s for the same patient ID Re-attending between 3 & 9 months - Children	1,081	2,325	46.5%	54.1%	58.0%
% of FP17s for the same patient ID Re-attending between 3 & 9 months - Adults	4,067	9,397	43.3%	50.8%	53.7%
% of FP17s for Band 1 Urgent Courses	810	10,946	7.4%	8.5%	9.0%
% of FP17s Relating to Free Repair or Replacements	151	10,946	1.4%	0.6%	0.7%
% of FP17s Relating to Continuations	93	10,946	0.8%	1.1%	0.9%
% of Patients satisfied with the dentistry they have received	68	68	100.0%	93.9%	93.9%
% of Patients satisfied with the time they had to wait for an appointment	66	68	97.1%	86.6%	88.4%

* This is based on patients treated on this contract for their most recent course of treatment. Figures in italics indicate the base number of FP17s or Patient Questionnaire responses are less than 100. N/A is shown where the base number of responses is less than 10 during the period. % is calculated as Quantity/Base number*100

7A2 - Vital Signs At a Glance Contract Report for 648671/0005 - March 2017

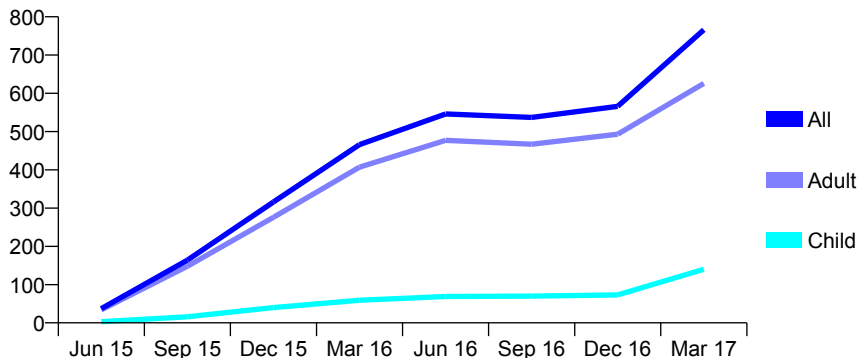
Name or company name	MR AJ BEAZLEY
Contract type name	GDS Contract
Purpose of contract	General
Contract start date	01/05/2015
Contract end date	

16/17 Contracted general activity (UDA)	1,764
Carry forward general activity (UDA)	-74
16/17 Contracted orthodontic activity (UOA)	0
Carry forward orthodontic activity (UOA)	0
Baseline contract value	£57,833.65

ACCESS*

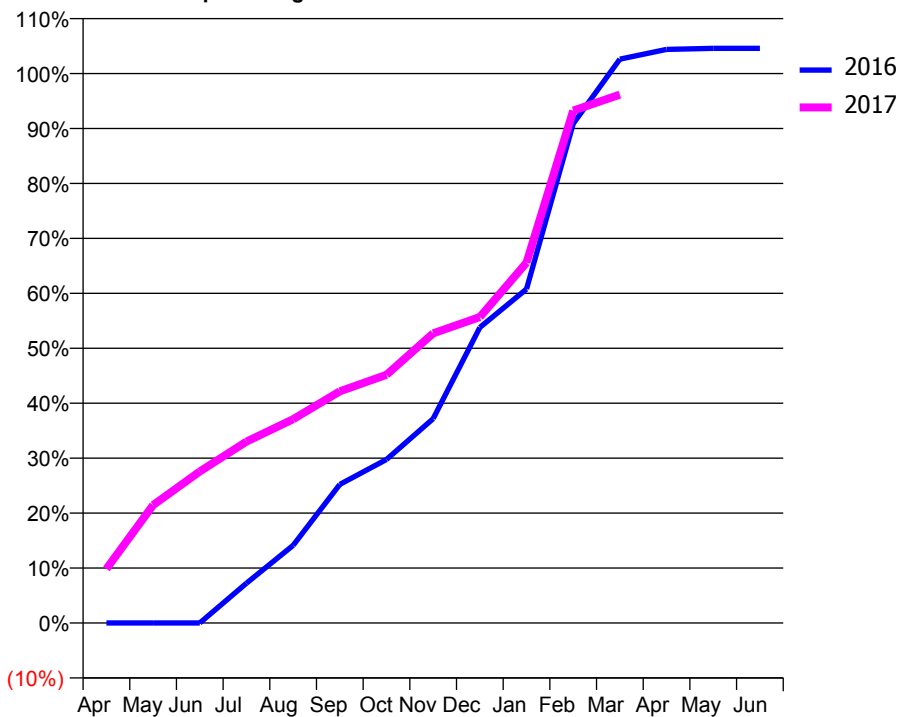
Patients seen in 24 months	Total	Change since previous quarter
Quarter ending March 2016	466	
Quarter ending June 2016	546	↑
Quarter ending September 2016	537	↓
Quarter ending December 2016	566	↑
Quarter ending March 2017	766	↑
Variance since March 2016	64.4%	↑

Access trend analysis



ACTIVITY

Cumulative percentage of contracted UDA delivered 2016 & 2017



Adjusted Scheduled Activity (UDA)

Month	2016	2017
April	0	174
May	0	379
June	0	487
July	117	582
August	228	654
September	408	744
October	481	797
November	601	930
December	870	982
January	983	1,157
February	1,469	1,645
March	1,659	1,696
April	1,688	
May	1,691	
June	1,691	

QUALITY

	Quantity	Base Number	Contract	LHB	Wales
% of FP17s for the same patient ID Re-attending within 3 months - Children	2	140	1.4%	9.1%	11.3%
% of FP17s for the same patient ID Re-attending within 3 months - Adults	50	657	7.6%	13.6%	16.7%
% of FP17s for the same patient ID Re-attending between 3 & 9 months - Children	2	140	1.4%	54.1%	58.0%
% of FP17s for the same patient ID Re-attending between 3 & 9 months - Adults	10	657	1.5%	50.8%	53.7%
% of FP17s for Band 1 Urgent Courses	392	779	50.3%	8.5%	9.0%
% of FP17s Relating to Free Repair or Replacements	1	779	0.1%	0.6%	0.7%
% of FP17s Relating to Continuations	0	779	0.0%	1.1%	0.9%
% of Patients satisfied with the dentistry they have received	1	1	N/A	93.9%	93.9%
% of Patients satisfied with the time they had to wait for an appointment	1	1	N/A	86.6%	88.4%

* This is based on patients treated on this contract for their most recent course of treatment. Figures in italics indicate the base number of FP17s or Patient Questionnaire responses are less than 100. N/A is shown where the base number of responses is less than 10 during the period. % is calculated as Quantity/Base number*100

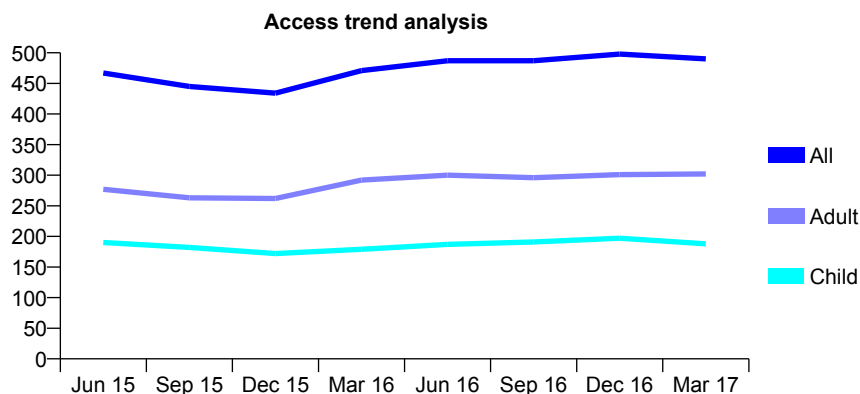
7A2 - Vital Signs At a Glance Contract Report for 722529/0001 - March 2017

Name or company name	MR G REES
Contract type name	GDS Contract
Purpose of contract	General
Contract start date	01/04/2006
Contract end date	

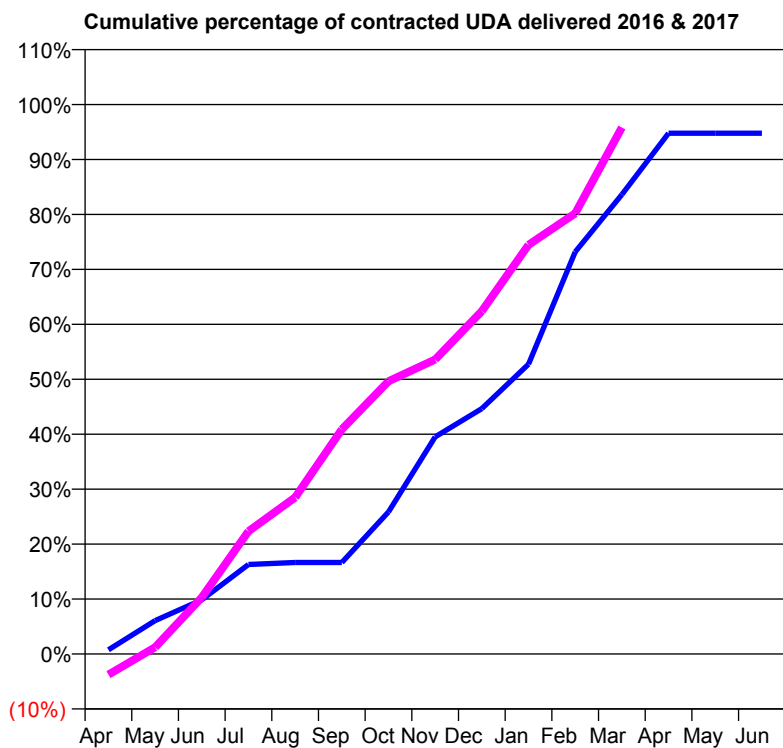
16/17 Contracted general activity (UDA)	1,057
Carry forward general activity (UDA)	55
16/17 Contracted orthodontic activity (UOA)	0
Carry forward orthodontic activity (UOA)	0
Baseline contract value	£24,801.06

ACCESS*

Patients seen in 24 months	Total	Change since previous quarter
Quarter ending March 2016	471	
Quarter ending June 2016	487	↑
Quarter ending September 2016	487	→
Quarter ending December 2016	498	↑
Quarter ending March 2017	490	↓
Variance since March 2016	4.0%	↑



ACTIVITY



Month	Adjusted Scheduled Activity (UDA)	
	2016	2017
April	8	-40
May	64	13
June	104	109
July	172	236
August	176	301
September	176	432
October	273	525
November	418	567
December	472	660
January	557	787
February	774	848
March	884	1,013
April	1,002	
May	1,002	
June	1,002	

QUALITY

	Quantity	Base Number	Contract	LHB	Wales
% of FP17s for the same patient ID Re-attending within 3 months - Children	8	293	2.7%	9.1%	11.3%
% of FP17s for the same patient ID Re-attending within 3 months - Adults	14	356	3.9%	13.6%	16.7%
% of FP17s for the same patient ID Re-attending between 3 & 9 months - Children	147	293	50.2%	54.1%	58.0%
% of FP17s for the same patient ID Re-attending between 3 & 9 months - Adults	141	356	39.6%	50.8%	53.7%
% of FP17s for Band 1 Urgent Courses	9	601	1.5%	8.5%	9.0%
% of FP17s Relating to Free Repair or Replacements	0	601	0.0%	0.6%	0.7%
% of FP17s Relating to Continuations	3	601	0.5%	1.1%	0.9%
% of Patients satisfied with the dentistry they have received	1	1	N/A	93.9%	93.9%
% of Patients satisfied with the time they had to wait for an appointment	1	1	N/A	86.6%	88.4%

* This is based on patients treated on this contract for their most recent course of treatment. Figures in italics indicate the base number of FP17s or Patient Questionnaire responses are less than 100. N/A is shown where the base number of responses is less than 10 during the period. % is calculated as Quantity/Base number*100

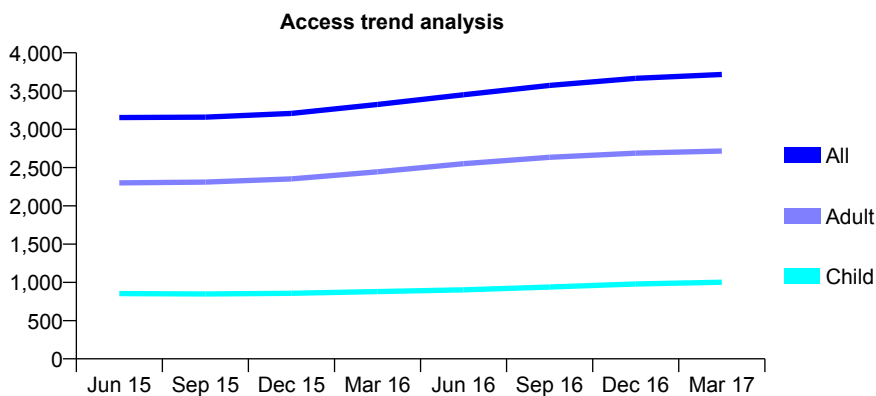
7A2 - Vital Signs At a Glance Contract Report for 819476/0001 - March 2017

Name or company name	MISS FL BEVAN
Contract type name	GDS Contract
Purpose of contract	General
Contract start date	01/04/2006
Contract end date	

16/17 Contracted general activity (UDA)	8,043
Carry forward general activity (UDA)	-334
16/17 Contracted orthodontic activity (UOA)	0
Carry forward orthodontic activity (UOA)	0
Baseline contract value	£222,169.46

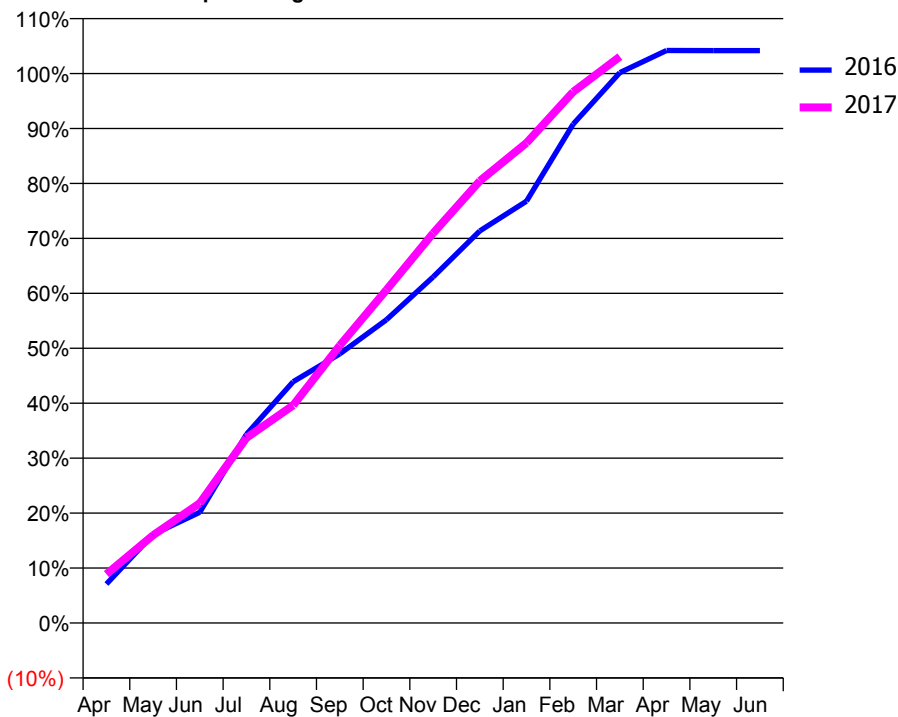
ACCESS*

Patients seen in 24 months	Total	Change since previous quarter
Quarter ending March 2016	3,325	
Quarter ending June 2016	3,452	↑
Quarter ending September 2016	3,573	↑
Quarter ending December 2016	3,667	↑
Quarter ending March 2017	3,717	→
Variance since March 2016	11.8%	↑



ACTIVITY

Cumulative percentage of contracted UDA delivered 2016 & 2017



Month	Adjusted Scheduled Activity (UDA)	
	2016	2017
April	570	716
May	1,298	1,286
June	1,620	1,755
July	2,763	2,710
August	3,531	3,185
September	3,939	4,064
October	4,440	4,877
November	5,065	5,706
December	5,740	6,471
January	6,174	7,027
February	7,302	7,775
March	8,057	8,290
April	8,381	
May	8,377	
June	8,377	

QUALITY

	Quantity	Base Number	Contract	LHB	Wales
% of FP17s for the same patient ID Re-attending within 3 months - Children	35	1,400	2.5%	9.1%	11.3%
% of FP17s for the same patient ID Re-attending within 3 months - Adults	334	3,686	9.1%	13.6%	16.7%
% of FP17s for the same patient ID Re-attending between 3 & 9 months - Children	732	1,400	52.3%	54.1%	58.0%
% of FP17s for the same patient ID Re-attending between 3 & 9 months - Adults	2,097	3,686	56.9%	50.8%	53.7%
% of FP17s for Band 1 Urgent Courses	404	4,848	8.3%	8.5%	9.0%
% of FP17s Relating to Free Repair or Replacements	5	4,848	0.1%	0.6%	0.7%
% of FP17s Relating to Continuations	0	4,848	0.0%	1.1%	0.9%
% of Patients satisfied with the dentistry they have received	20	21	95.2%	93.9%	93.9%
% of Patients satisfied with the time they had to wait for an appointment	17	21	81.0%	86.6%	88.4%

* This is based on patients treated on this contract for their most recent course of treatment. Figures in italics indicate the base number of FP17s or Patient Questionnaire responses are less than 100. N/A is shown where the base number of responses is less than 10 during the period. % is calculated as Quantity/Base number*100

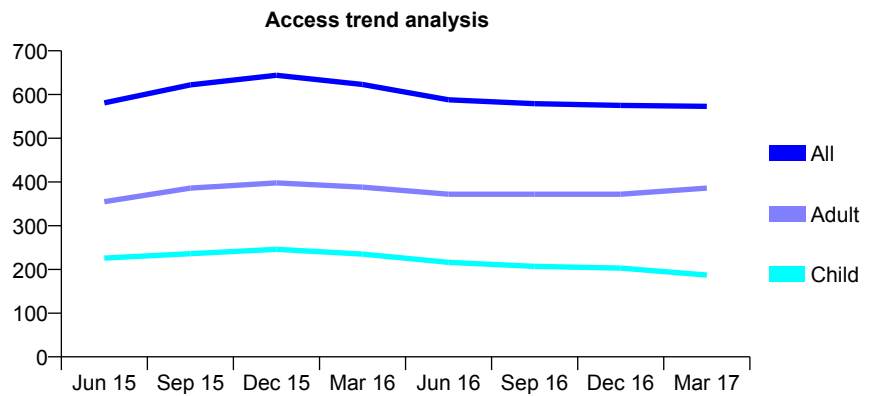
7A2 - Vital Signs At a Glance Contract Report for 819484/0001 - March 2017

Name or company name	MRS SP PHILLIPS
Contract type name	GDS Contract
Purpose of contract	General
Contract start date	01/04/2006
Contract end date	

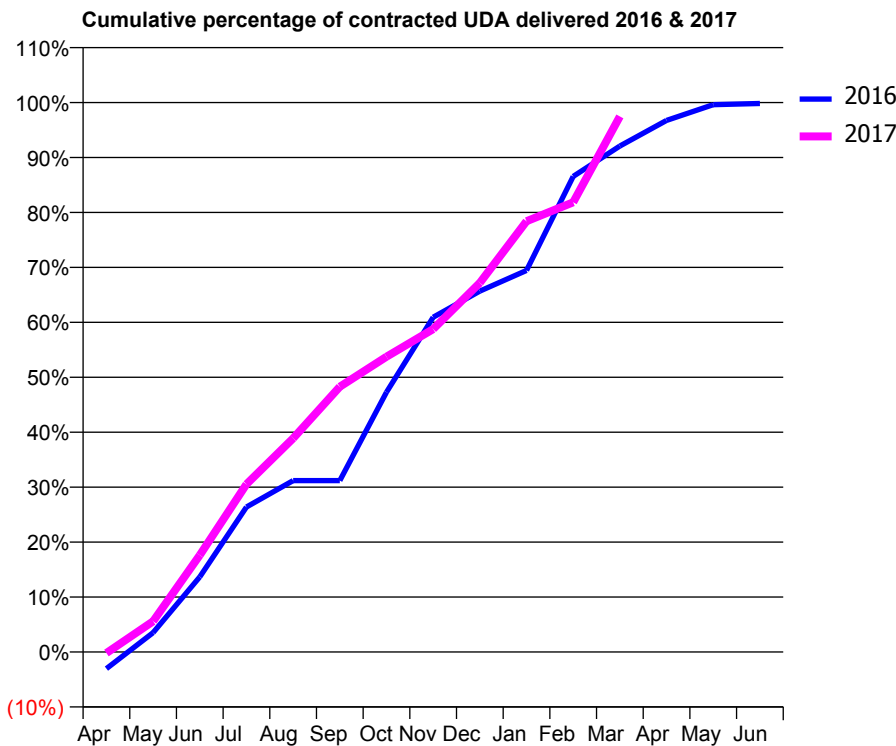
16/17 Contracted general activity (UDA)	1,414
Carry forward general activity (UDA)	3
16/17 Contracted orthodontic activity (UOA)	0
Carry forward orthodontic activity (UOA)	0
Baseline contract value	£32,509.76

ACCESS*

Patients seen in 24 months	Total	Change since previous quarter
Quarter ending March 2016	623	
Quarter ending June 2016	588	↓
Quarter ending September 2016	579	↓
Quarter ending December 2016	575	→
Quarter ending March 2017	573	→
Variance since March 2016	(8.0%)	↓



ACTIVITY



Month	Adjusted Scheduled Activity (UDA)	
	2016	2017
April	-43	-3
May	50	79
June	193	249
July	373	432
August	441	550
September	441	683
October	669	760
November	861	831
December	929	950
January	982	1,109
February	1,224	1,157
March	1,302	1,378
April	1,368	
May	1,408	
June	1,411	

QUALITY

	Quantity	Base Number	Contract	LHB	Wales
% of FP17s for the same patient ID Re-attending within 3 months - Children	15	320	4.7%	9.1%	11.3%
% of FP17s for the same patient ID Re-attending within 3 months - Adults	91	560	16.3%	13.6%	16.7%
% of FP17s for the same patient ID Re-attending between 3 & 9 months - Children	226	320	70.6%	54.1%	58.0%
% of FP17s for the same patient ID Re-attending between 3 & 9 months - Adults	283	560	50.5%	50.8%	53.7%
% of FP17s for Band 1 Urgent Courses	71	833	8.5%	8.5%	9.0%
% of FP17s Relating to Free Repair or Replacements	0	833	0.0%	0.6%	0.7%
% of FP17s Relating to Continuations	1	833	0.1%	1.1%	0.9%
% of Patients satisfied with the dentistry they have received	3	3	N/A	93.9%	93.9%
% of Patients satisfied with the time they had to wait for an appointment	3	3	N/A	86.6%	88.4%

* This is based on patients treated on this contract for their most recent course of treatment. Figures in italics indicate the base number of FP17s or Patient Questionnaire responses are less than 100. N/A is shown where the base number of responses is less than 10 during the period. % is calculated as Quantity/Base number*100

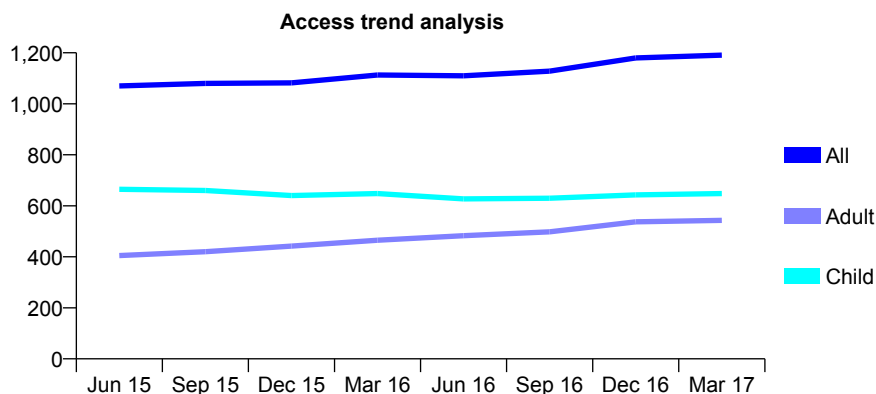
7A2 - Vital Signs At a Glance Contract Report for 825190/0001 - March 2017

Name or company name	MR NS WATTS
Contract type name	GDS Contract
Purpose of contract	General
Contract start date	01/04/2006
Contract end date	

16/17 Contracted general activity (UDA)	2,473
Carry forward general activity (UDA)	120
16/17 Contracted orthodontic activity (UOA)	0
Carry forward orthodontic activity (UOA)	0
Baseline contract value	£69,539.82

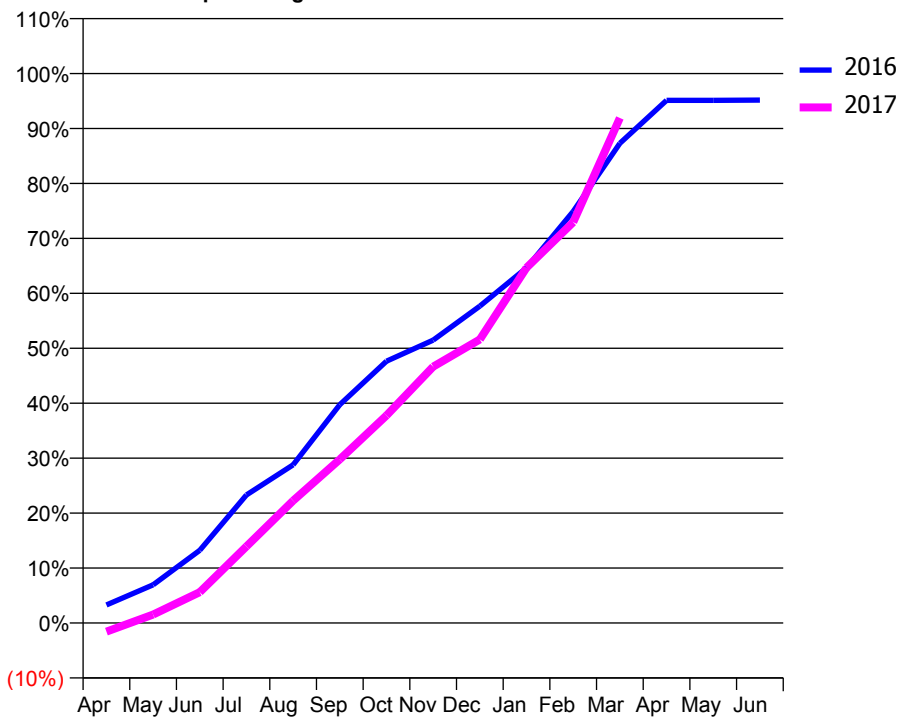
ACCESS*

Patients seen in 24 months	Total	Change since previous quarter
Quarter ending March 2016	1,113	
Quarter ending June 2016	1,110	→
Quarter ending September 2016	1,128	→
Quarter ending December 2016	1,180	↑
Quarter ending March 2017	1,191	→
Variance since March 2016	7.0%	↑



ACTIVITY

Cumulative percentage of contracted UDA delivered 2016 & 2017



Month	Adjusted Scheduled Activity (UDA)	
	2016	2017
April	82	-39
May	172	38
June	327	139
July	576	345
August	712	550
September	983	736
October	1,178	934
November	1,273	1,154
December	1,426	1,276
January	1,599	1,599
February	1,852	1,804
March	2,159	2,273
April	2,352	
May	2,352	
June	2,353	

QUALITY

	Quantity	Base Number	Contract	LHB	Wales
% of FP17s for the same patient ID Re-attending within 3 months - Children	94	1,026	9.2%	9.1%	11.3%
% of FP17s for the same patient ID Re-attending within 3 months - Adults	29	533	5.4%	13.6%	16.7%
% of FP17s for the same patient ID Re-attending between 3 & 9 months - Children	508	1,026	49.5%	54.1%	58.0%
% of FP17s for the same patient ID Re-attending between 3 & 9 months - Adults	182	533	34.1%	50.8%	53.7%
% of FP17s for Band 1 Urgent Courses	151	1,442	10.5%	8.5%	9.0%
% of FP17s Relating to Free Repair or Replacements	0	1,442	0.0%	0.6%	0.7%
% of FP17s Relating to Continuations	2	1,442	0.1%	1.1%	0.9%
% of Patients satisfied with the dentistry they have received	2	2	N/A	93.9%	93.9%
% of Patients satisfied with the time they had to wait for an appointment	2	2	N/A	86.6%	88.4%

* This is based on patients treated on this contract for their most recent course of treatment. Figures in italics indicate the base number of FP17s or Patient Questionnaire responses are less than 100. N/A is shown where the base number of responses is less than 10 during the period. % is calculated as Quantity/Base number*100

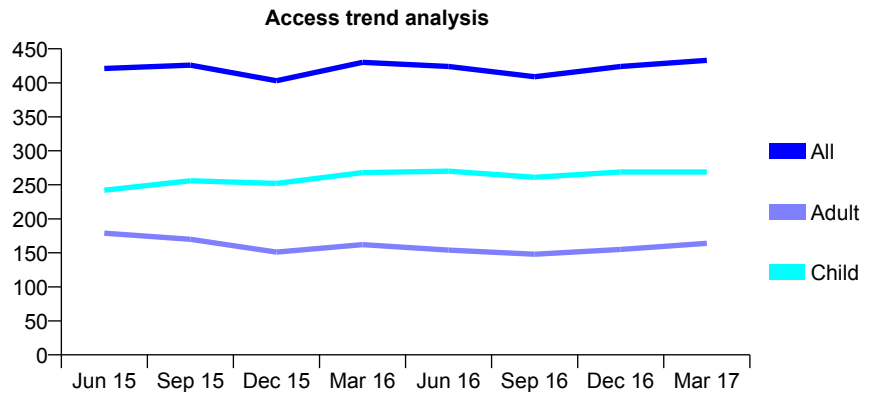
7A2 - Vital Signs At a Glance Contract Report for 846864/0001 - March 2017

Name or company name	MR AJ BHATTACHERJEE
Contract type name	GDS Contract
Purpose of contract	General
Contract start date	01/04/2006
Contract end date	

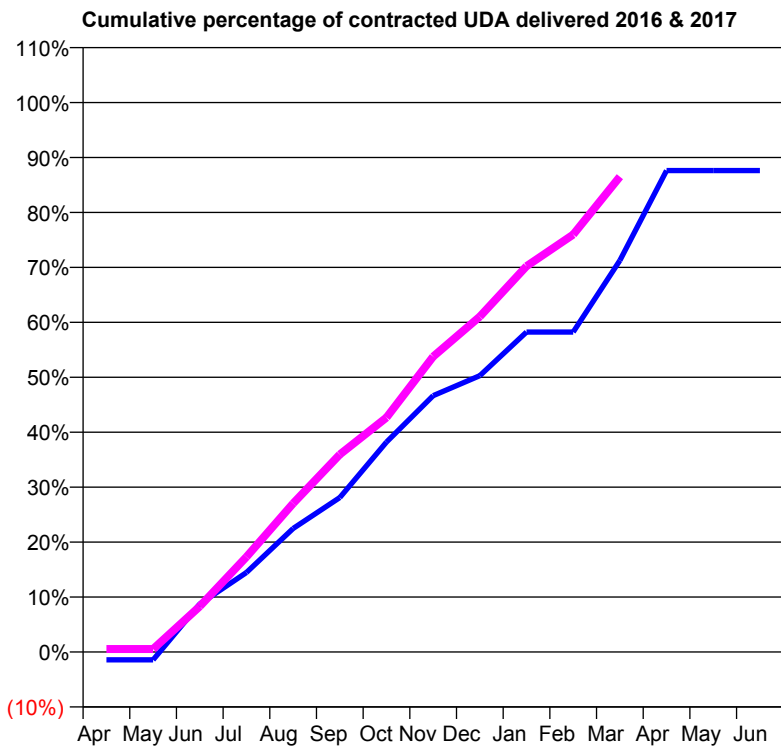
16/17 Contracted general activity (UDA)	1,100
Carry forward general activity (UDA)	0
16/17 Contracted orthodontic activity (UOA)	0
Carry forward orthodontic activity (UOA)	0
Baseline contract value	£26,475.08

ACCESS*

Patients seen in 24 months	Total	Change since previous quarter
Quarter ending March 2016	430	
Quarter ending June 2016	424	↓
Quarter ending September 2016	409	↓
Quarter ending December 2016	424	↑
Quarter ending March 2017	433	↑
Variance since March 2016	0.7%	→



ACTIVITY



Month	Adjusted Scheduled Activity (UDA)	
	2016	2017
April	-16	6
May	-16	6
June	96	91
July	159	190
August	247	297
September	309	395
October	420	469
November	513	591
December	553	671
January	640	772
February	640	836
March	784	952
April	964	
May	964	
June	964	

QUALITY

	Quantity	Base Number	Contract	LHB	Wales
% of FP17s for the same patient ID Re-attending within 3 months - Children	15	446	3.4%	9.1%	11.3%
% of FP17s for the same patient ID Re-attending within 3 months - Adults	24	228	10.5%	13.6%	16.7%
% of FP17s for the same patient ID Re-attending between 3 & 9 months - Children	271	446	60.8%	54.1%	58.0%
% of FP17s for the same patient ID Re-attending between 3 & 9 months - Adults	125	228	54.8%	50.8%	53.7%
% of FP17s for Band 1 Urgent Courses	3	543	0.6%	8.5%	9.0%
% of FP17s Relating to Free Repair or Replacements	1	543	0.2%	0.6%	0.7%
% of FP17s Relating to Continuations	9	543	1.7%	1.1%	0.9%
% of Patients satisfied with the dentistry they have received	9	10	90.0%	93.9%	93.9%
% of Patients satisfied with the time they had to wait for an appointment	8	10	80.0%	86.6%	88.4%

* This is based on patients treated on this contract for their most recent course of treatment. Figures in italics indicate the base number of FP17s or Patient Questionnaire responses are less than 100. N/A is shown where the base number of responses is less than 10 during the period. % is calculated as Quantity/Base number*100

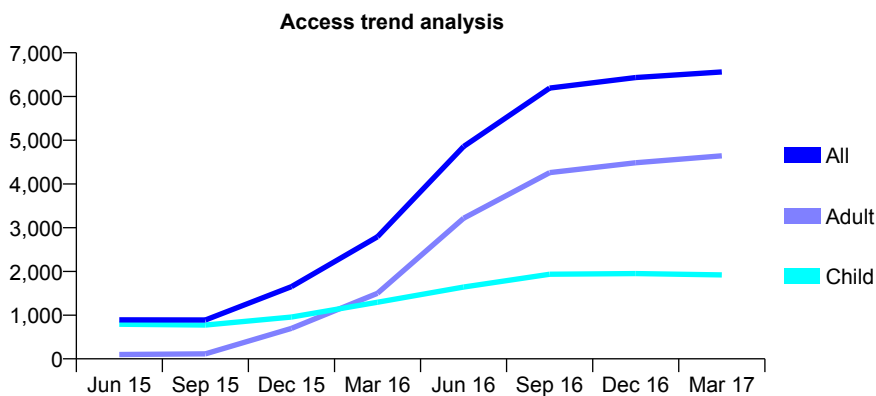
7A2 - Vital Signs At a Glance Contract Report for 852546/0001 - March 2017

Name or company name	MR P LEGHAEI
Contract type name	GDS Contract
Purpose of contract	General
Contract start date	01/04/2006
Contract end date	

16/17 Contracted general activity (UDA)	15,116
Carry forward general activity (UDA)	-251
16/17 Contracted orthodontic activity (UOA)	0
Carry forward orthodontic activity (UOA)	0
Baseline contract value	£372,319.91

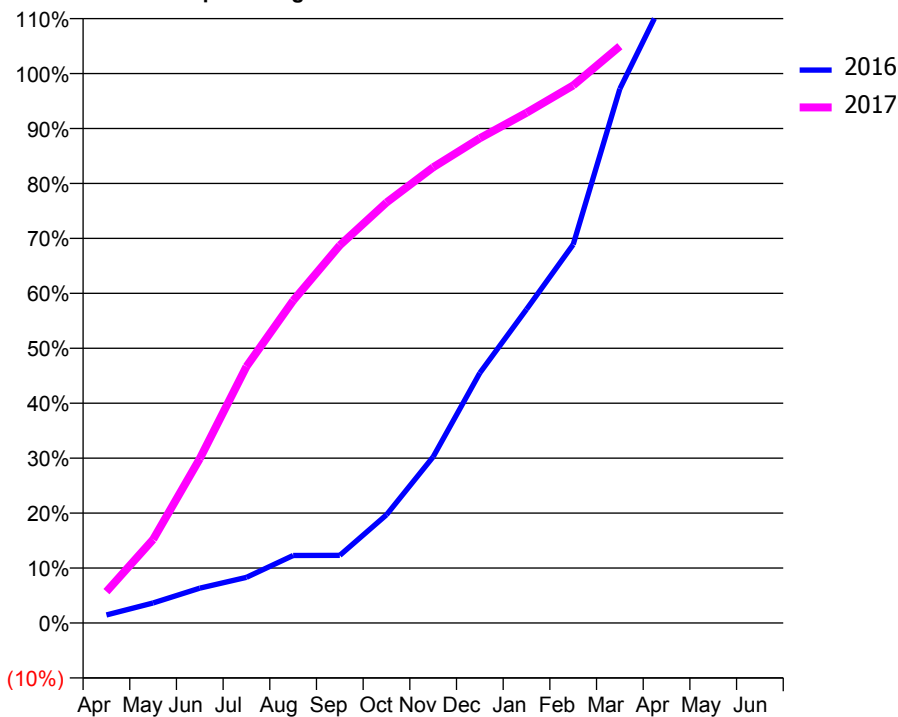
ACCESS*

Patients seen in 24 months	Total	Change since previous quarter
Quarter ending March 2016	2,793	
Quarter ending June 2016	4,858	↑
Quarter ending September 2016	6,194	↑
Quarter ending December 2016	6,435	↑
Quarter ending March 2017	6,562	→
Variance since March 2016	134.9%	↑



ACTIVITY

Cumulative percentage of contracted UDA delivered 2016 & 2017



Month	Adjusted Scheduled Activity (UDA)	
	2016	2017
April	84	864
May	211	2,299
June	365	4,522
July	478	7,056
August	707	8,869
September	708	10,391
October	1,132	11,567
November	1,739	12,537
December	2,616	13,335
January	3,281	14,035
February	3,959	14,790
March	5,588	15,867
April	6,582	
May	6,693	
June	6,989	

QUALITY

	Quantity	Base Number	Contract	LHB	Wales
% of FP17s for the same patient ID Re-attending within 3 months - Children	90	2,195	4.1%	9.1%	11.3%
% of FP17s for the same patient ID Re-attending within 3 months - Adults	653	5,912	11.0%	13.6%	16.7%
% of FP17s for the same patient ID Re-attending between 3 & 9 months - Children	754	2,195	34.4%	54.1%	58.0%
% of FP17s for the same patient ID Re-attending between 3 & 9 months - Adults	1,186	5,912	20.1%	50.8%	53.7%
% of FP17s for Band 1 Urgent Courses	886	7,423	11.9%	8.5%	9.0%
% of FP17s Relating to Free Repair or Replacements	38	7,423	0.5%	0.6%	0.7%
% of FP17s Relating to Continuations	280	7,423	3.8%	1.1%	0.9%
% of Patients satisfied with the dentistry they have received	77	81	95.1%	93.9%	93.9%
% of Patients satisfied with the time they had to wait for an appointment	68	81	84.0%	86.6%	88.4%

* This is based on patients treated on this contract for their most recent course of treatment. Figures in italics indicate the base number of FP17s or Patient Questionnaire responses are less than 100. N/A is shown where the base number of responses is less than 10 during the period. % is calculated as Quantity/Base number*100

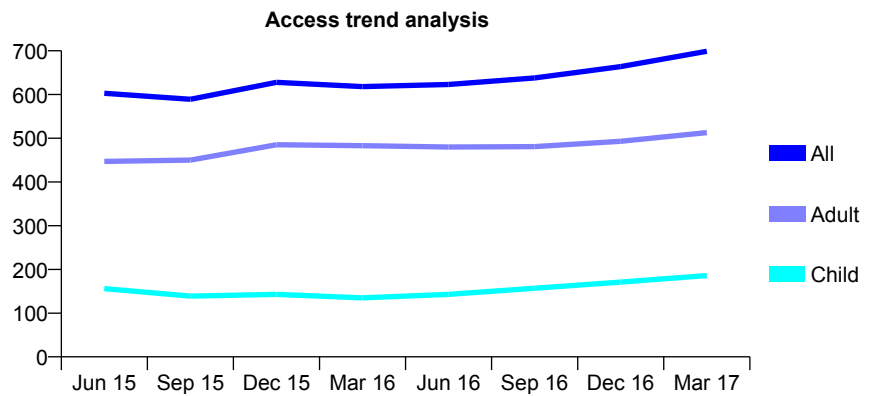
7A2 - Vital Signs At a Glance Contract Report for 857882/0001 - March 2017

Name or company name	MISS DB MOTHIBI
Contract type name	GDS Contract
Purpose of contract	General
Contract start date	28/01/2009
Contract end date	

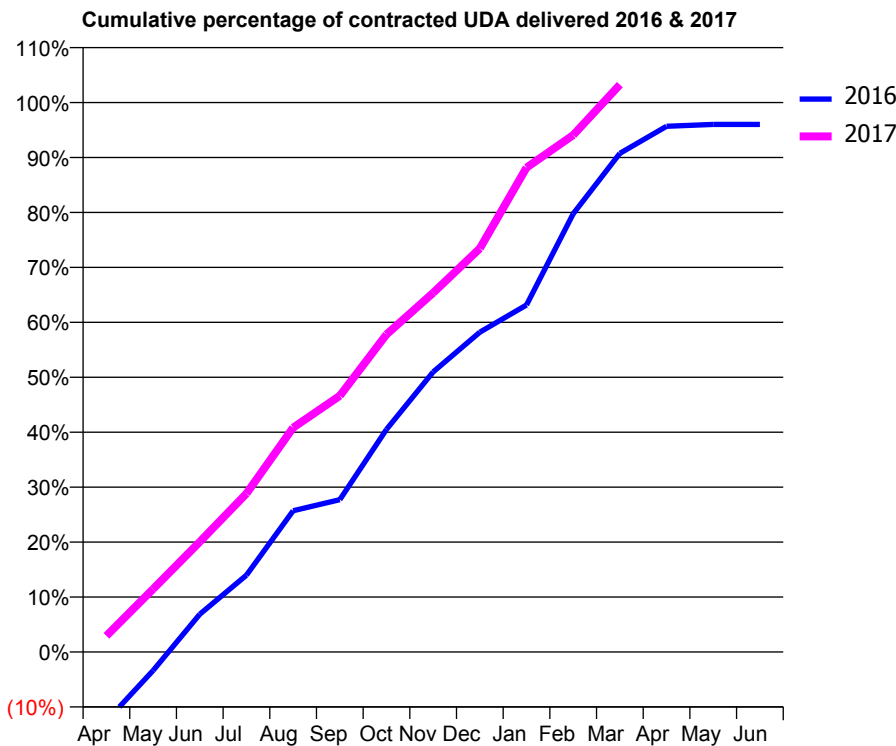
16/17 Contracted general activity (UDA)	1,526
Carry forward general activity (UDA)	61
16/17 Contracted orthodontic activity (UOA)	0
Carry forward orthodontic activity (UOA)	0
Baseline contract value	£42,147.23

ACCESS*

Patients seen in 24 months	Total	Change since previous quarter
Quarter ending March 2016	618	
Quarter ending June 2016	623	→
Quarter ending September 2016	638	↑
Quarter ending December 2016	664	↑
Quarter ending March 2017	699	↑
Variance since March 2016	13.1%	↑



ACTIVITY



Month	Adjusted Scheduled Activity (UDA)	
	2016	2017
April	-192	45
May	-52	175
June	105	306
July	213	440
August	392	623
September	423	711
October	618	882
November	778	997
December	888	1,121
January	964	1,345
February	1,217	1,436
March	1,385	1,575
April	1,460	
May	1,465	
June	1,465	

QUALITY

	Quantity	Base Number	Contract	LHB	Wales
% of FP17s for the same patient ID Re-attending within 3 months - Children	15	236	6.4%	9.1%	11.3%
% of FP17s for the same patient ID Re-attending within 3 months - Adults	85	635	13.4%	13.6%	16.7%
% of FP17s for the same patient ID Re-attending between 3 & 9 months - Children	70	236	29.7%	54.1%	58.0%
% of FP17s for the same patient ID Re-attending between 3 & 9 months - Adults	246	635	38.7%	50.8%	53.7%
% of FP17s for Band 1 Urgent Courses	182	836	21.8%	8.5%	9.0%
% of FP17s Relating to Free Repair or Replacements	7	836	0.8%	0.6%	0.7%
% of FP17s Relating to Continuations	12	836	1.4%	1.1%	0.9%
% of Patients satisfied with the dentistry they have received	8	8	N/A	93.9%	93.9%
% of Patients satisfied with the time they had to wait for an appointment	8	8	N/A	86.6%	88.4%

* This is based on patients treated on this contract for their most recent course of treatment. Figures in italics indicate the base number of FP17s or Patient Questionnaire responses are less than 100. N/A is shown where the base number of responses is less than 10 during the period. % is calculated as Quantity/Base number*100

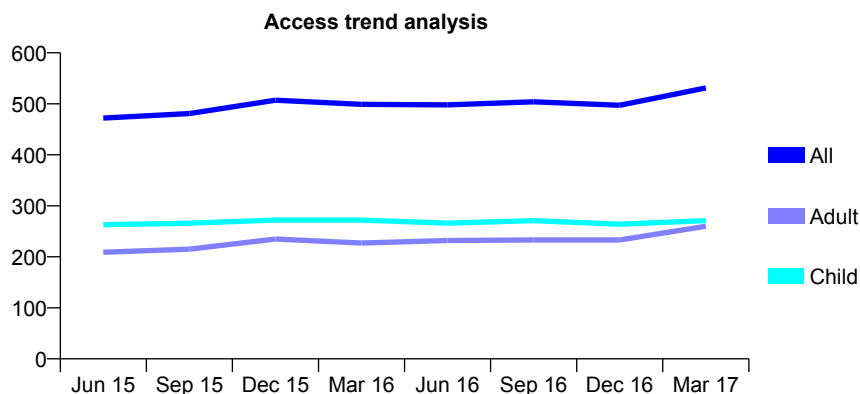
7A2 - Vital Signs At a Glance Contract Report for 905488/0001 - March 2017

Name or company name	MR DM REES
Contract type name	GDS Contract
Purpose of contract	General
Contract start date	01/04/2006
Contract end date	

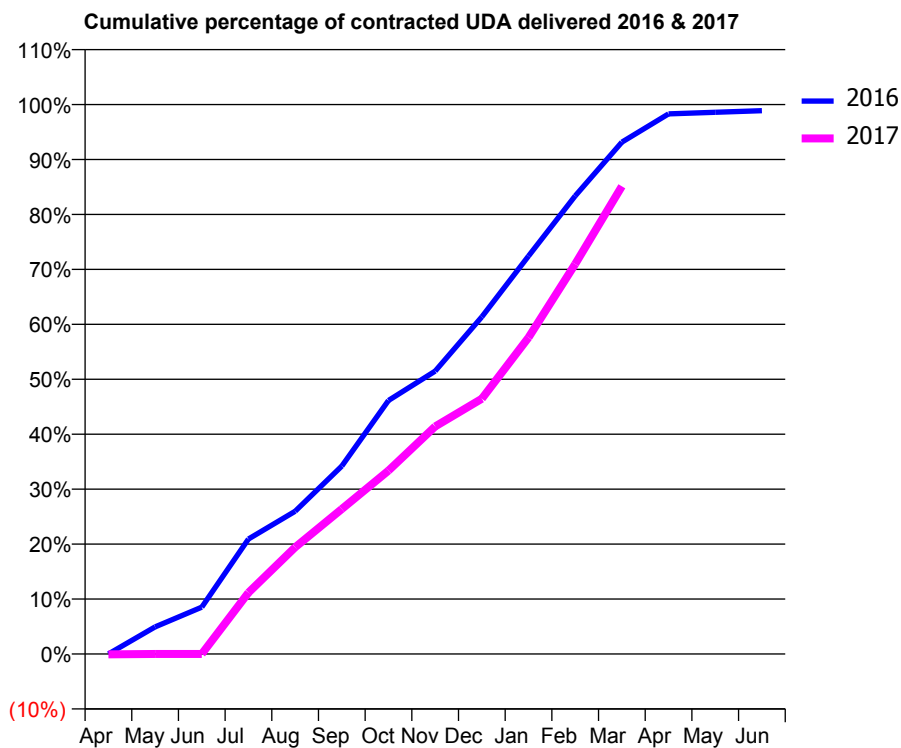
16/17 Contracted general activity (UDA)	1,032
Carry forward general activity (UDA)	12
16/17 Contracted orthodontic activity (UOA)	0
Carry forward orthodontic activity (UOA)	0
Baseline contract value	£28,503.52

ACCESS*

Patients seen in 24 months	Total	Change since previous quarter
Quarter ending March 2016	499	
Quarter ending June 2016	498	→
Quarter ending September 2016	504	→
Quarter ending December 2016	497	↓
Quarter ending March 2017	531	↑
Variance since March 2016	6.4%	↑



ACTIVITY



Month	Adjusted Scheduled Activity (UDA)	
	2016	2017
April	0	-1
May	51	0
June	88	0
July	216	115
August	268	200
September	353	272
October	476	344
November	531	427
December	633	479
January	747	594
February	860	732
March	961	878
April	1,014	
May	1,017	
June	1,020	

QUALITY

	Quantity	Base Number	Contract	LHB	Wales
% of FP17s for the same patient ID Re-attending within 3 months - Children	17	387	4.4%	9.1%	11.3%
% of FP17s for the same patient ID Re-attending within 3 months - Adults	12	229	5.2%	13.6%	16.7%
% of FP17s for the same patient ID Re-attending between 3 & 9 months - Children	235	387	60.7%	54.1%	58.0%
% of FP17s for the same patient ID Re-attending between 3 & 9 months - Adults	78	229	34.1%	50.8%	53.7%
% of FP17s for Band 1 Urgent Courses	2	581	0.3%	8.5%	9.0%
% of FP17s Relating to Free Repair or Replacements	2	581	0.3%	0.6%	0.7%
% of FP17s Relating to Continuations	0	581	0.0%	1.1%	0.9%
% of Patients satisfied with the dentistry they have received	5	5	N/A	93.9%	93.9%
% of Patients satisfied with the time they had to wait for an appointment	4	5	N/A	86.6%	88.4%

* This is based on patients treated on this contract for their most recent course of treatment. Figures in italics indicate the base number of FP17s or Patient Questionnaire responses are less than 100. N/A is shown where the base number of responses is less than 10 during the period. % is calculated as Quantity/Base number*100

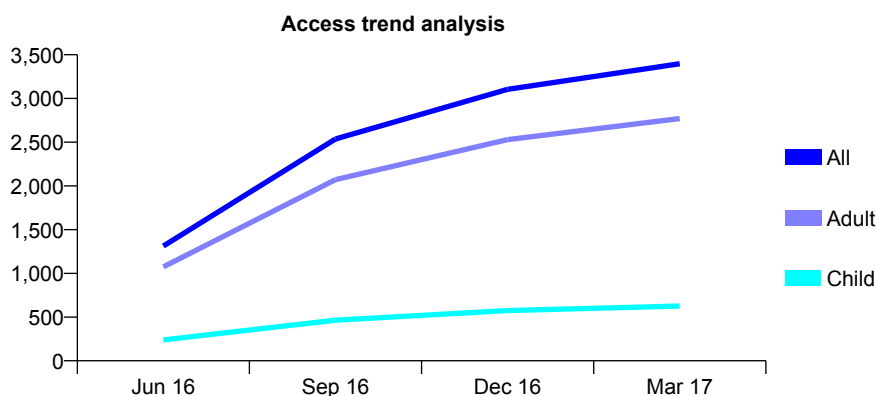
7A3 - Vital Signs At a Glance Contract Report for 100119/0000 - March 2017

Name or company name	Andrew Williams
Contract type name	GDS Contract
Purpose of contract	General
Contract start date	07/04/2016
Contract end date	

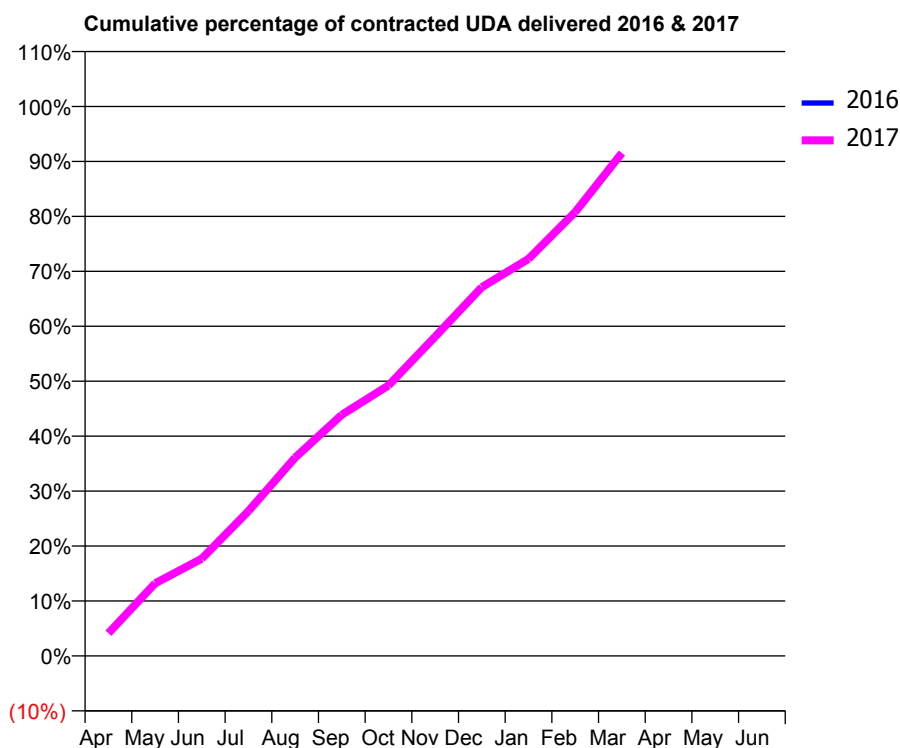
16/17 Contracted general activity (UDA)	11,933
Carry forward general activity (UDA)	0
16/17 Contracted orthodontic activity (UOA)	0
Carry forward orthodontic activity (UOA)	0
Baseline contract value	£262,674.89

ACCESS*

Patients seen in 24 months	Total	Change since previous quarter
Quarter ending March 2016	0	
Quarter ending June 2016	1,313	↑
Quarter ending September 2016	2,537	↑
Quarter ending December 2016	3,104	↑
Quarter ending March 2017	3,397	↑
Variance since March 2016	N/A	



ACTIVITY



Month	Adjusted Scheduled Activity (UDA)	
	2016	2017
April	0	494
May	0	1,577
June	0	2,114
July	0	3,147
August	0	4,306
September	0	5,236
October	0	5,875
November	0	6,935
December	0	8,008
January	0	8,623
February	0	9,639
March	0	10,922
April	0	
May	0	
June	0	

QUALITY

	Quantity	Base Number	Contract	LHB	Wales
% of FP17s for the same patient ID Re-attending within 3 months - Children	34	1,011	3.4%	9.8%	11.3%
% of FP17s for the same patient ID Re-attending within 3 months - Adults	529	4,862	10.9%	14.7%	16.7%
% of FP17s for the same patient ID Re-attending between 3 & 9 months - Children	271	1,011	26.8%	53.0%	58.0%
% of FP17s for the same patient ID Re-attending between 3 & 9 months - Adults	1,381	4,862	28.4%	50.1%	53.7%
% of FP17s for Band 1 Urgent Courses	200	5,873	3.4%	9.3%	9.0%
% of FP17s Relating to Free Repair or Replacements	33	5,873	0.6%	0.7%	0.7%
% of FP17s Relating to Continuations	91	5,873	1.5%	0.7%	0.9%
% of Patients satisfied with the dentistry they have received	14	14	100.0%	95.2%	93.9%
% of Patients satisfied with the time they had to wait for an appointment	12	14	85.7%	89.0%	88.4%

* This is based on patients treated on this contract for their most recent course of treatment. Figures in italics indicate the base number of FP17s or Patient Questionnaire responses are less than 100. N/A is shown where the base number of responses is less than 10 during the period. % is calculated as Quantity/Base number*100

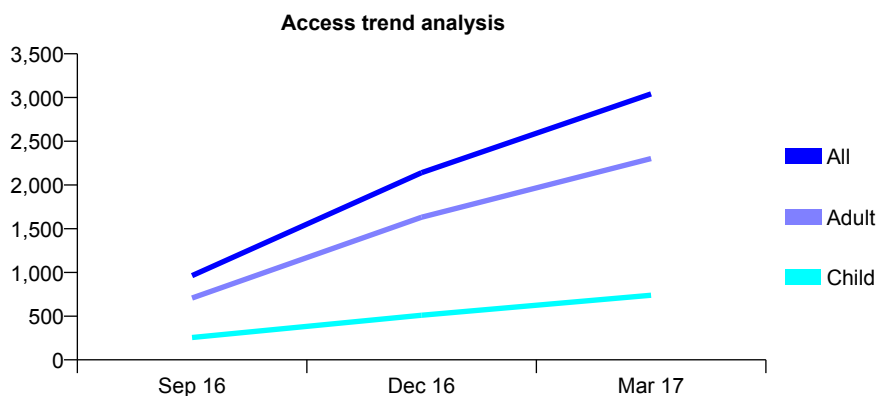
7A3 - Vital Signs At a Glance Contract Report for 100189/0000 - March 2017

Name or company name	Townhill Dental Surgery
Contract type name	GDS Contract
Purpose of contract	General
Contract start date	24/05/2016
Contract end date	

16/17 Contracted general activity (UDA)	12,053
Carry forward general activity (UDA)	0
16/17 Contracted orthodontic activity (UOA)	0
Carry forward orthodontic activity (UOA)	0
Baseline contract value	£295,473.36

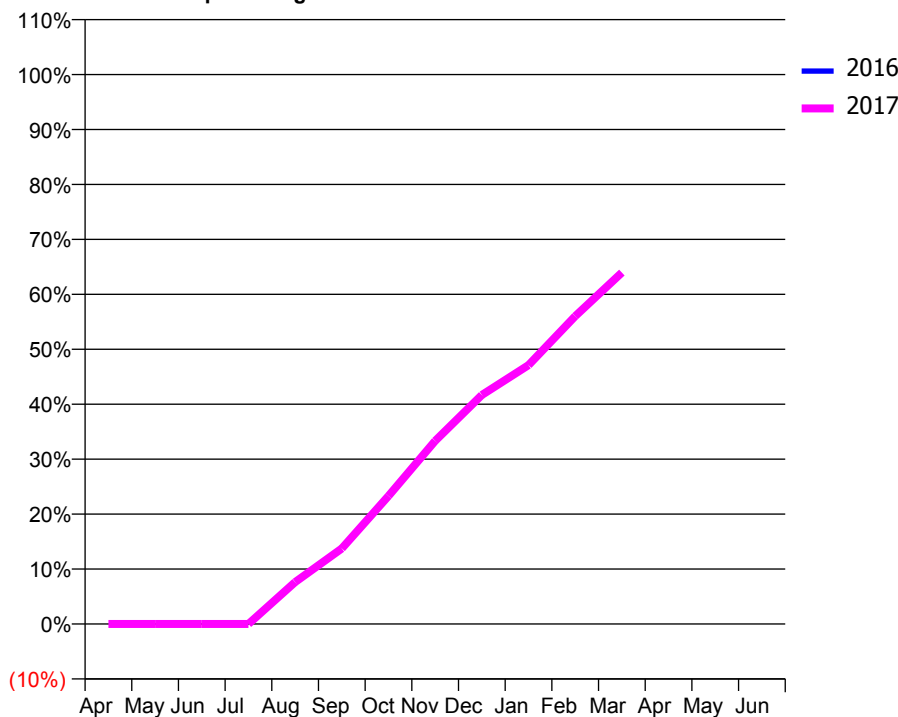
ACCESS*

Patients seen in 24 months	Total	Change since previous quarter
Quarter ending March 2016	0	
Quarter ending June 2016	0	
Quarter ending September 2016	963	↑
Quarter ending December 2016	2,141	↑
Quarter ending March 2017	3,041	↑
Variance since March 2016	N/A	



ACTIVITY

Cumulative percentage of contracted UDA delivered 2016 & 2017



Month	Adjusted Scheduled Activity (UDA)	
	2016	2017
April	0	0
May	0	0
June	0	0
July	0	0
August	0	919
September	0	1,657
October	0	2,808
November	0	4,017
December	0	5,024
January	0	5,679
February	0	6,753
March	0	7,709
April	0	
May	0	
June	0	

QUALITY

	Quantity	Base Number	Contract	LHB	Wales
% of FP17s for the same patient ID Re-attending within 3 months - Children	64	907	7.1%	9.8%	11.3%
% of FP17s for the same patient ID Re-attending within 3 months - Adults	562	3,283	17.1%	14.7%	16.7%
% of FP17s for the same patient ID Re-attending between 3 & 9 months - Children	67	907	7.4%	53.0%	58.0%
% of FP17s for the same patient ID Re-attending between 3 & 9 months - Adults	284	3,283	8.7%	50.1%	53.7%
% of FP17s for Band 1 Urgent Courses	672	4,190	16.0%	9.3%	9.0%
% of FP17s Relating to Free Repair or Replacements	60	4,190	1.4%	0.7%	0.7%
% of FP17s Relating to Continuations	66	4,190	1.6%	0.7%	0.9%
% of Patients satisfied with the dentistry they have received	10	12	83.3%	95.2%	93.9%
% of Patients satisfied with the time they had to wait for an appointment	9	12	75.0%	89.0%	88.4%

* This is based on patients treated on this contract for their most recent course of treatment. Figures in italics indicate the base number of FP17s or Patient Questionnaire responses are less than 100. N/A is shown where the base number of responses is less than 10 during the period. % is calculated as Quantity/Base number*100

7A3 - Vital Signs At a Glance Contract Report for 100279/0000 - March 2017


Name or company name	Cymmer Dental Practice
Contract type name	GDS Contract
Purpose of contract	General
Contract start date	31/01/2017
Contract end date	

16/17 Contracted general activity (UDA)	677
Carry forward general activity (UDA)	0
16/17 Contracted orthodontic activity (UOA)	0
Carry forward orthodontic activity (UOA)	0
Baseline contract value	£15,242.25

ACCESS*

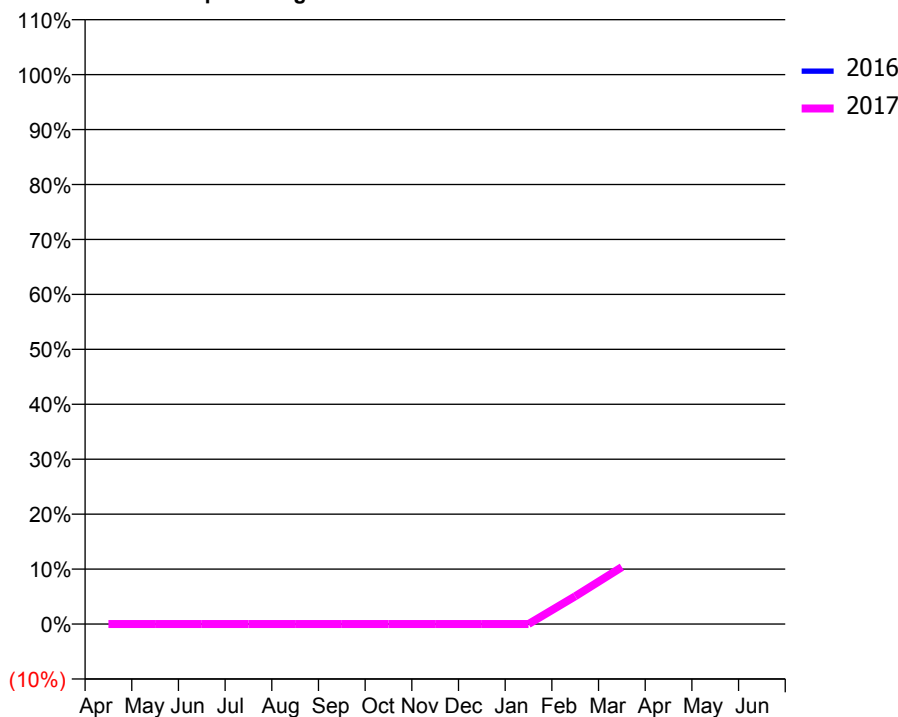
Patients seen in 24 months	Total	Change since previous quarter
Quarter ending March 2016	0	
Quarter ending June 2016	0	
Quarter ending September 2016	0	
Quarter ending December 2016	0	
Quarter ending March 2017	80	
Variance since March 2016	N/A	

Access trend analysis



ACTIVITY

Cumulative percentage of contracted UDA delivered 2016 & 2017



Month	Adjusted Scheduled Activity (UDA)	
	2016	2017
April	0	0
May	0	0
June	0	0
July	0	0
August	0	0
September	0	0
October	0	0
November	0	0
December	0	0
January	0	0
February	0	34
March	0	70
April	0	
May	0	
June	0	

QUALITY

	Quantity	Base Number	Contract	LHB	Wales
% of FP17s for the same patient ID Re-attending within 3 months - Children	0	23	0.0%	9.8%	11.3%
% of FP17s for the same patient ID Re-attending within 3 months - Adults	0	19	0.0%	14.7%	16.7%
% of FP17s for the same patient ID Re-attending between 3 & 9 months - Children	0	23	0.0%	53.0%	58.0%
% of FP17s for the same patient ID Re-attending between 3 & 9 months - Adults	0	19	0.0%	50.1%	53.7%
% of FP17s for Band 1 Urgent Courses	1	42	2.4%	9.3%	9.0%
% of FP17s Relating to Free Repair or Replacements	0	42	0.0%	0.7%	0.7%
% of FP17s Relating to Continuations	0	42	0.0%	0.7%	0.9%
% of Patients satisfied with the dentistry they have received	0	0	N/A	95.2%	93.9%
% of Patients satisfied with the time they had to wait for an appointment	0	0	N/A	89.0%	88.4%

* This is based on patients treated on this contract for their most recent course of treatment. Figures in italics indicate the base number of FP17s or Patient Questionnaire responses are less than 100. N/A is shown where the base number of responses is less than 10 during the period. % is calculated as Quantity/Base number*100

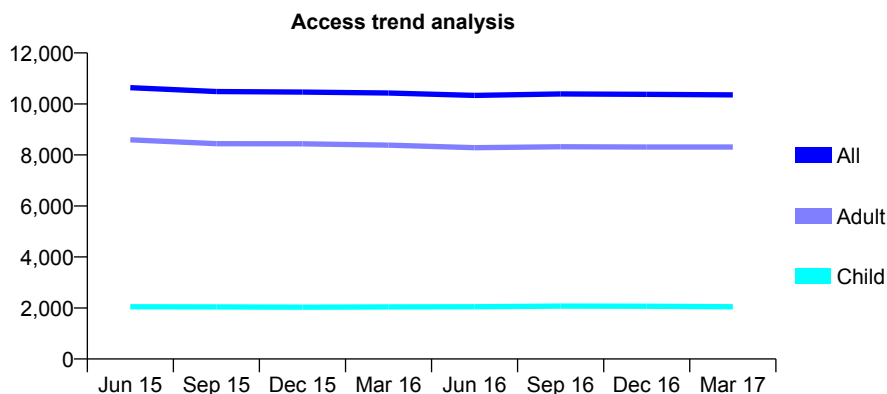
7A3 - Vital Signs At a Glance Contract Report for 101370/0066 - March 2017

Name or company name	Petrie Tucker and Partners Ltd
Contract type name	GDS Contract
Purpose of contract	General
Contract start date	01/04/2006
Contract end date	

16/17 Contracted general activity (UDA)	29,190
Carry forward general activity (UDA)	535
16/17 Contracted orthodontic activity (UOA)	0
Carry forward orthodontic activity (UOA)	0
Baseline contract value	£670,696.60

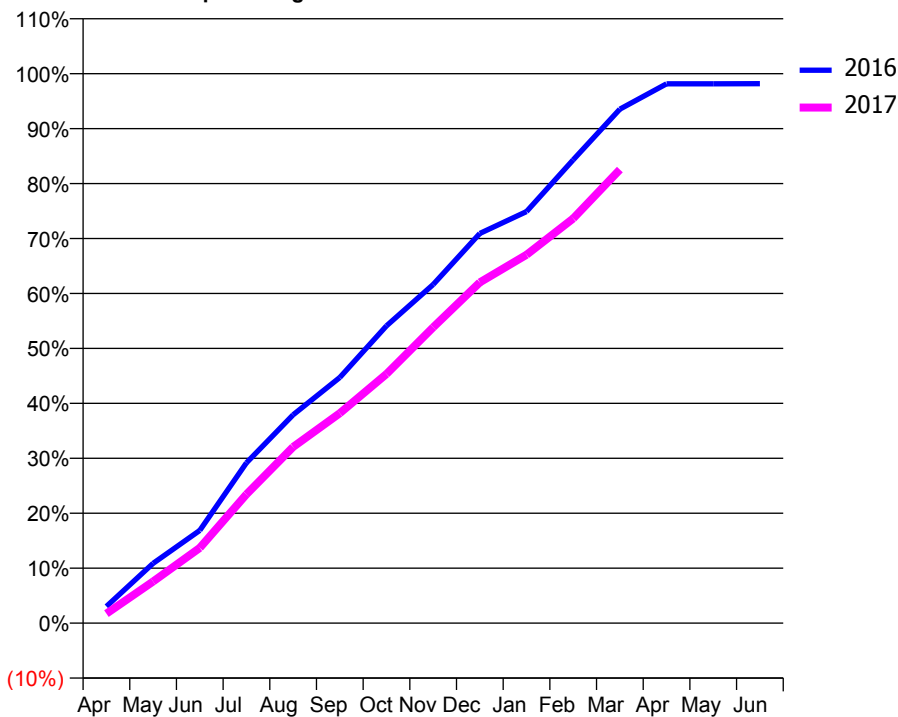
ACCESS*

Patients seen in 24 months	Total	Change since previous quarter
Quarter ending March 2016	10,427	
Quarter ending June 2016	10,333	→
Quarter ending September 2016	10,393	→
Quarter ending December 2016	10,377	→
Quarter ending March 2017	10,357	→
Variance since March 2016	(0.7%)	→



ACTIVITY

Cumulative percentage of contracted UDA delivered 2016 & 2017



Month	Adjusted Scheduled Activity (UDA)	
	2016	2017
April	889	507
May	3,179	2,215
June	4,928	3,995
July	8,518	6,848
August	11,070	9,359
September	13,051	11,150
October	15,793	13,237
November	17,989	15,714
December	20,702	18,100
January	21,862	19,571
February	24,610	21,496
March	27,304	24,092
April	28,652	
May	28,652	
June	28,655	

QUALITY

	Quantity	Base Number	Contract	LHB	Wales
% of FP17s for the same patient ID Re-attending within 3 months - Children	109	2,727	4.0%	9.8%	11.3%
% of FP17s for the same patient ID Re-attending within 3 months - Adults	908	10,992	8.3%	14.7%	16.7%
% of FP17s for the same patient ID Re-attending between 3 & 9 months - Children	1,389	2,727	50.9%	53.0%	58.0%
% of FP17s for the same patient ID Re-attending between 3 & 9 months - Adults	5,686	10,992	51.7%	50.1%	53.7%
% of FP17s for Band 1 Urgent Courses	667	13,085	5.1%	9.3%	9.0%
% of FP17s Relating to Free Repair or Replacements	77	13,085	0.6%	0.7%	0.7%
% of FP17s Relating to Continuations	111	13,085	0.8%	0.7%	0.9%
% of Patients satisfied with the dentistry they have received	36	38	94.7%	95.2%	93.9%
% of Patients satisfied with the time they had to wait for an appointment	36	38	94.7%	89.0%	88.4%

* This is based on patients treated on this contract for their most recent course of treatment. Figures in italics indicate the base number of FP17s or Patient Questionnaire responses are less than 100. N/A is shown where the base number of responses is less than 10 during the period. % is calculated as Quantity/Base number*100

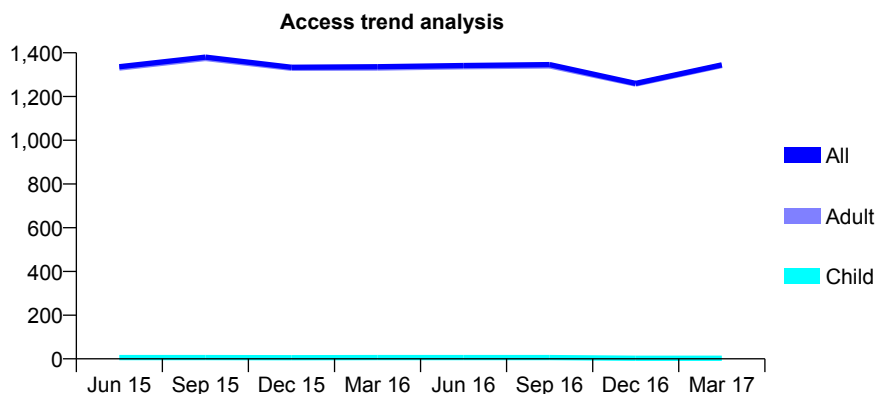
7A3 - Vital Signs At a Glance Contract Report for 103659/0002 - March 2017

Name or company name	Belgrave Dental Centre Ltd
Contract type name	GDS Contract
Purpose of contract	General
Contract start date	01/04/2009
Contract end date	

16/17 Contracted general activity (UDA)	2,050
Carry forward general activity (UDA)	70
16/17 Contracted orthodontic activity (UOA)	0
Carry forward orthodontic activity (UOA)	0
Baseline contract value	£102,747.28

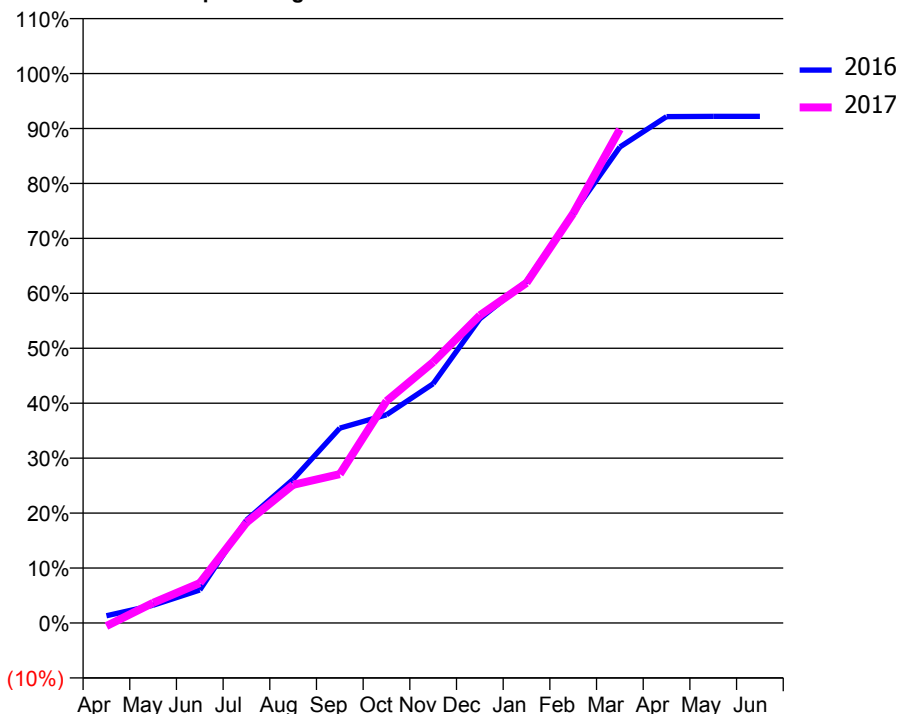
ACCESS*

Patients seen in 24 months	Total	Change since previous quarter
Quarter ending March 2016	1,336	
Quarter ending June 2016	1,342	→
Quarter ending September 2016	1,346	→
Quarter ending December 2016	1,260	↓
Quarter ending March 2017	1,345	↑
Variance since March 2016	0.7%	→



ACTIVITY

Cumulative percentage of contracted UDA delivered 2016 & 2017



Month	Adjusted Scheduled Activity (UDA)	
	2016	2017
April	27	-12
May	66	75
June	123	149
July	384	375
August	536	516
September	727	556
October	777	828
November	893	973
December	1,135	1,148
January	1,275	1,269
February	1,529	1,528
March	1,776	1,842
April	1,889	
May	1,890	
June	1,890	

QUALITY

	Quantity	Base Number	Contract	LHB	Wales
% of FP17s for the same patient ID Re-attending within 3 months - Children	0	1	0.0%	9.8%	11.3%
% of FP17s for the same patient ID Re-attending within 3 months - Adults	33	1,046	3.2%	14.7%	16.7%
% of FP17s for the same patient ID Re-attending between 3 & 9 months - Children	0	1	0.0%	53.0%	58.0%
% of FP17s for the same patient ID Re-attending between 3 & 9 months - Adults	196	1,046	18.7%	50.1%	53.7%
% of FP17s for Band 1 Urgent Courses	25	966	2.6%	9.3%	9.0%
% of FP17s Relating to Free Repair or Replacements	0	966	0.0%	0.7%	0.7%
% of FP17s Relating to Continuations	3	966	0.3%	0.7%	0.9%
% of Patients satisfied with the dentistry they have received	0	0	N/A	95.2%	93.9%
% of Patients satisfied with the time they had to wait for an appointment	0	0	N/A	89.0%	88.4%

* This is based on patients treated on this contract for their most recent course of treatment. Figures in italics indicate the base number of FP17s or Patient Questionnaire responses are less than 100. N/A is shown where the base number of responses is less than 10 during the period. % is calculated as Quantity/Base number*100

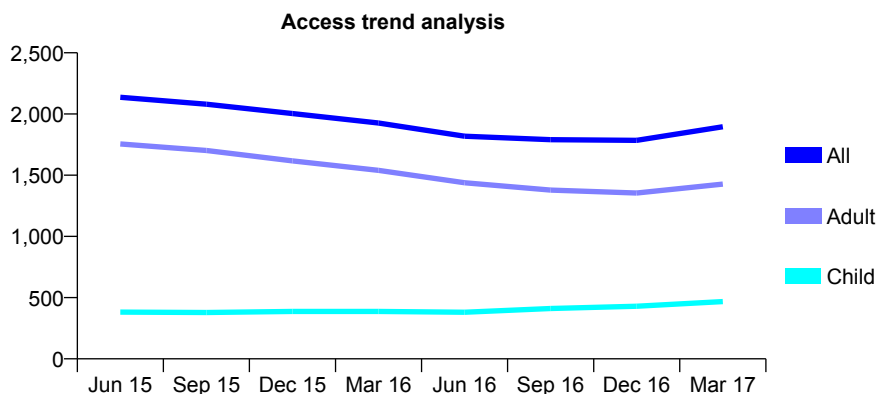
7A3 - Vital Signs At a Glance Contract Report for 103659/0004 - March 2017

Name or company name	Belgrave Dental Centre Ltd
Contract type name	GDS Contract
Purpose of contract	General
Contract start date	01/04/2013
Contract end date	

16/17 Contracted general activity (UDA)	6,877
Carry forward general activity (UDA)	0
16/17 Contracted orthodontic activity (UOA)	0
Carry forward orthodontic activity (UOA)	0
Baseline contract value	£160,879.54

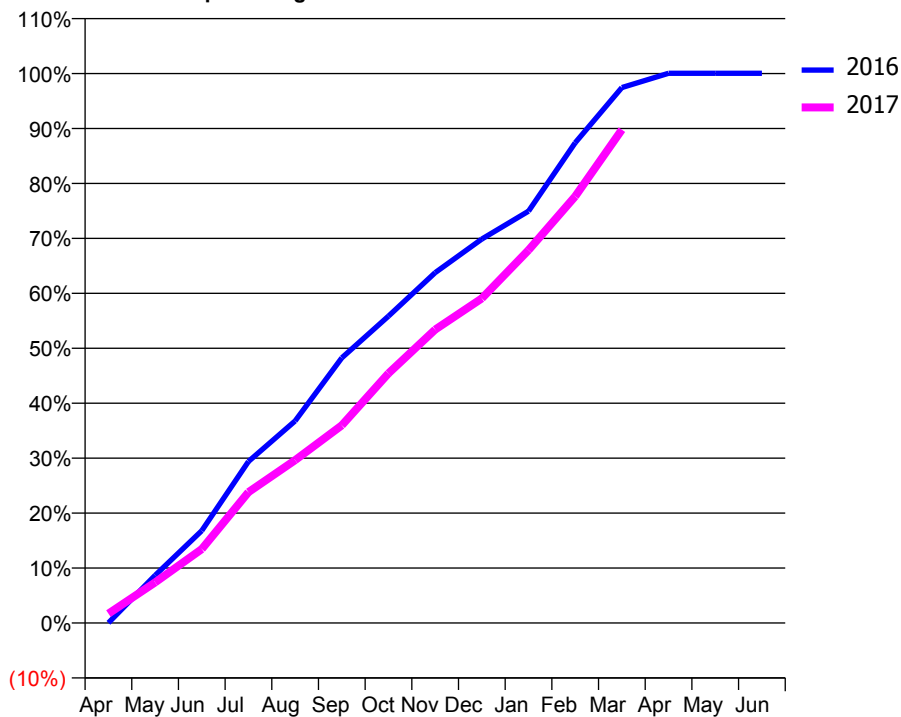
ACCESS*

Patients seen in 24 months	Total	Change since previous quarter
Quarter ending March 2016	1,927	
Quarter ending June 2016	1,819	↓
Quarter ending September 2016	1,790	↓
Quarter ending December 2016	1,785	→
Quarter ending March 2017	1,896	↑
Variance since March 2016	(1.6%)	↓



ACTIVITY

Cumulative percentage of contracted UDA delivered 2016 & 2017



Month	Adjusted Scheduled Activity (UDA)	
	2016	2017
April	3	118
May	661	509
June	1,281	926
July	2,242	1,638
August	2,804	2,039
September	3,680	2,475
October	4,259	3,125
November	4,863	3,672
December	5,329	4,063
January	5,715	4,666
February	6,665	5,340
March	7,431	6,173
April	7,631	
May	7,630	
June	7,630	

QUALITY

	Quantity	Base Number	Contract	LHB	Wales
% of FP17s for the same patient ID Re-attending within 3 months - Children	24	632	3.8%	9.8%	11.3%
% of FP17s for the same patient ID Re-attending within 3 months - Adults	454	2,125	21.4%	14.7%	16.7%
% of FP17s for the same patient ID Re-attending between 3 & 9 months - Children	308	632	48.7%	53.0%	58.0%
% of FP17s for the same patient ID Re-attending between 3 & 9 months - Adults	1,070	2,125	50.4%	50.1%	53.7%
% of FP17s for Band 1 Urgent Courses	291	2,705	10.8%	9.3%	9.0%
% of FP17s Relating to Free Repair or Replacements	7	2,705	0.3%	0.7%	0.7%
% of FP17s Relating to Continuations	65	2,705	2.4%	0.7%	0.9%
% of Patients satisfied with the dentistry they have received	8	8	N/A	95.2%	93.9%
% of Patients satisfied with the time they had to wait for an appointment	8	8	N/A	89.0%	88.4%

* This is based on patients treated on this contract for their most recent course of treatment. Figures in italics indicate the base number of FP17s or Patient Questionnaire responses are less than 100. N/A is shown where the base number of responses is less than 10 during the period. % is calculated as Quantity/Base number*100

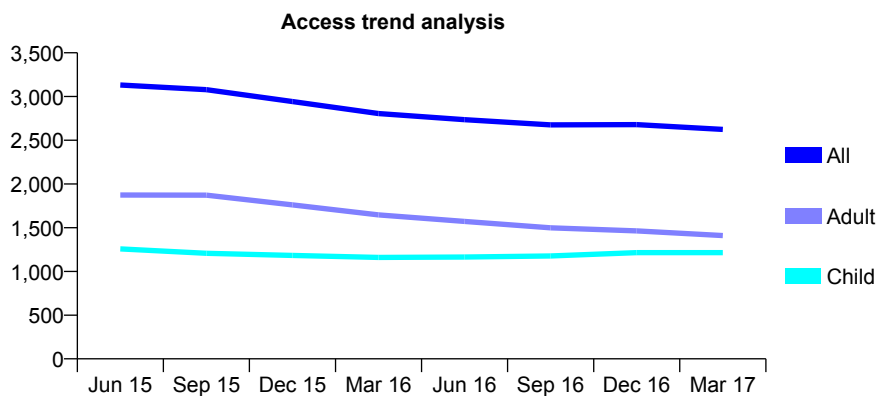
7A3 - Vital Signs At a Glance Contract Report for 103659/0005 - March 2017

Name or company name	Belgrave Dental Centre Ltd
Contract type name	PDS Plus Contract
Purpose of contract	General
Contract start date	01/04/2013
Contract end date	31/08/2017

16/17 Contracted general activity (UDA)	9,397
Carry forward general activity (UDA)	0
16/17 Contracted orthodontic activity (UOA)	0
Carry forward orthodontic activity (UOA)	0
Baseline contract value	£238,376.94

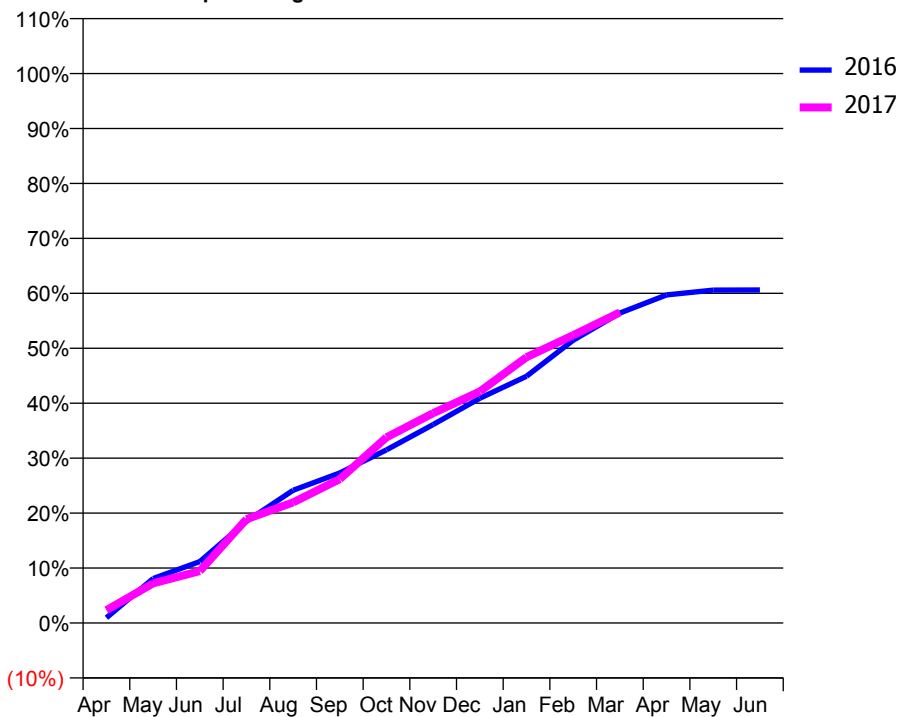
ACCESS*

Patients seen in 24 months	Total	Change since previous quarter
Quarter ending March 2016	2,806	
Quarter ending June 2016	2,735	↓
Quarter ending September 2016	2,675	↓
Quarter ending December 2016	2,678	→
Quarter ending March 2017	2,624	↓
Variance since March 2016	(6.5%)	↓



ACTIVITY

Cumulative percentage of contracted UDA delivered 2016 & 2017



Month	Adjusted Scheduled Activity (UDA)	
	2016	2017
April	91	221
May	760	678
June	1,050	889
July	1,738	1,775
August	2,269	2,063
September	2,567	2,461
October	2,960	3,175
November	3,393	3,588
December	3,843	3,960
January	4,221	4,547
February	4,836	4,923
March	5,300	5,313
April	5,612	
May	5,692	
June	5,695	

QUALITY

	Quantity	Base Number	Contract	LHB	Wales
% of FP17s for the same patient ID Re-attending within 3 months - Children	105	1,513	6.9%	9.8%	11.3%
% of FP17s for the same patient ID Re-attending within 3 months - Adults	326	1,608	20.3%	14.7%	16.7%
% of FP17s for the same patient ID Re-attending between 3 & 9 months - Children	621	1,513	41.0%	53.0%	58.0%
% of FP17s for the same patient ID Re-attending between 3 & 9 months - Adults	498	1,608	31.0%	50.1%	53.7%
% of FP17s for Band 1 Urgent Courses	682	2,868	23.8%	9.3%	9.0%
% of FP17s Relating to Free Repair or Replacements	3	2,868	0.1%	0.7%	0.7%
% of FP17s Relating to Continuations	58	2,868	2.0%	0.7%	0.9%
% of Patients satisfied with the dentistry they have received	13	13	100.0%	95.2%	93.9%
% of Patients satisfied with the time they had to wait for an appointment	12	13	92.3%	89.0%	88.4%

* This is based on patients treated on this contract for their most recent course of treatment. Figures in italics indicate the base number of FP17s or Patient Questionnaire responses are less than 100. N/A is shown where the base number of responses is less than 10 during the period. % is calculated as Quantity/Base number*100

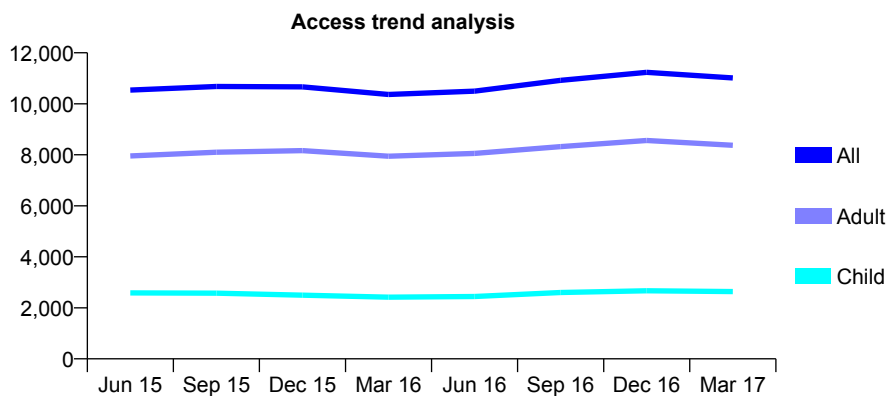
7A3 - Vital Signs At a Glance Contract Report for 103780/0002 - March 2017

Name or company name	Waterfront Dental Centre
Contract type name	PDS Plus Contract
Purpose of contract	General
Contract start date	01/04/2011
Contract end date	31/08/2017

16/17 Contracted general activity (UDA)	31,916
Carry forward general activity (UDA)	0
16/17 Contracted orthodontic activity (UOA)	0
Carry forward orthodontic activity (UOA)	0
Baseline contract value	£728,663.06

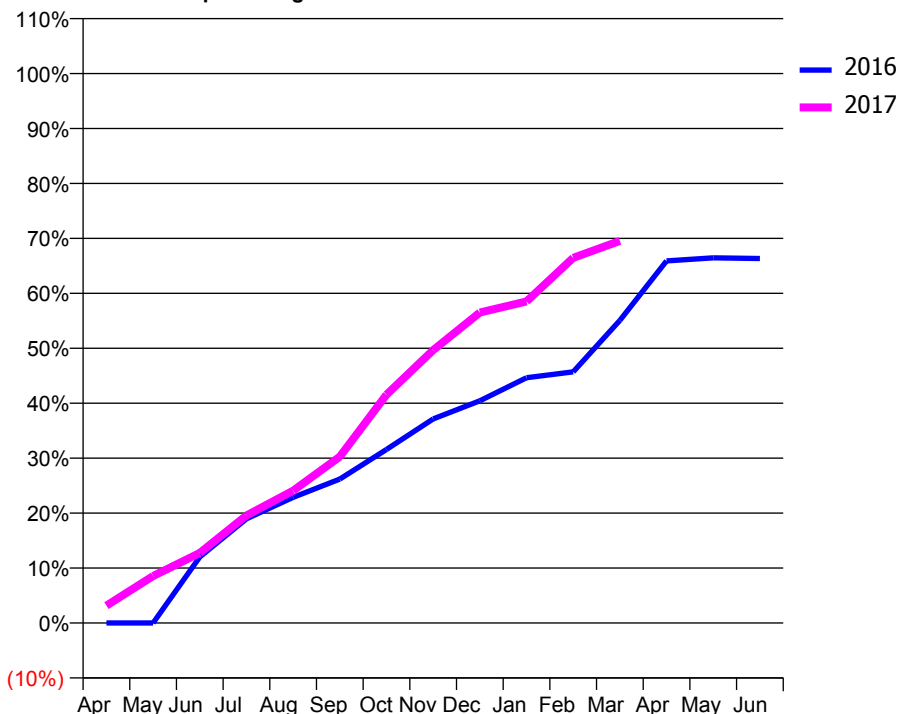
ACCESS*

Patients seen in 24 months	Total	Change since previous quarter
Quarter ending March 2016	10,366	
Quarter ending June 2016	10,496	→
Quarter ending September 2016	10,921	↑
Quarter ending December 2016	11,232	↑
Quarter ending March 2017	11,012	↓
Variance since March 2016	6.2%	↑



ACTIVITY

Cumulative percentage of contracted UDA delivered 2016 & 2017



Month	Adjusted Scheduled Activity (UDA)	
	2016	2017
April	0	1,013
May	0	2,730
June	3,837	4,071
July	6,050	6,245
August	7,300	7,689
September	8,361	9,659
October	10,081	13,266
November	11,855	15,848
December	12,904	18,031
January	14,250	18,674
February	14,585	21,210
March	17,578	22,196
April	21,030	
May	21,210	
June	21,173	

QUALITY

	Quantity	Base Number	Contract	LHB	Wales
% of FP17s for the same patient ID Re-attending within 3 months - Children	242	3,252	7.4%	9.8%	11.3%
% of FP17s for the same patient ID Re-attending within 3 months - Adults	1,650	10,945	15.1%	14.7%	16.7%
% of FP17s for the same patient ID Re-attending between 3 & 9 months - Children	890	3,252	27.4%	53.0%	58.0%
% of FP17s for the same patient ID Re-attending between 3 & 9 months - Adults	3,542	10,945	32.4%	50.1%	53.7%
% of FP17s for Band 1 Urgent Courses	3,217	12,188	26.4%	9.3%	9.0%
% of FP17s Relating to Free Repair or Replacements	117	12,188	1.0%	0.7%	0.7%
% of FP17s Relating to Continuations	12	12,188	0.1%	0.7%	0.9%
% of Patients satisfied with the dentistry they have received	15	15	100.0%	95.2%	93.9%
% of Patients satisfied with the time they had to wait for an appointment	15	15	100.0%	89.0%	88.4%

* This is based on patients treated on this contract for their most recent course of treatment. Figures in italics indicate the base number of FP17s or Patient Questionnaire responses are less than 100. N/A is shown where the base number of responses is less than 10 during the period. % is calculated as Quantity/Base number*100

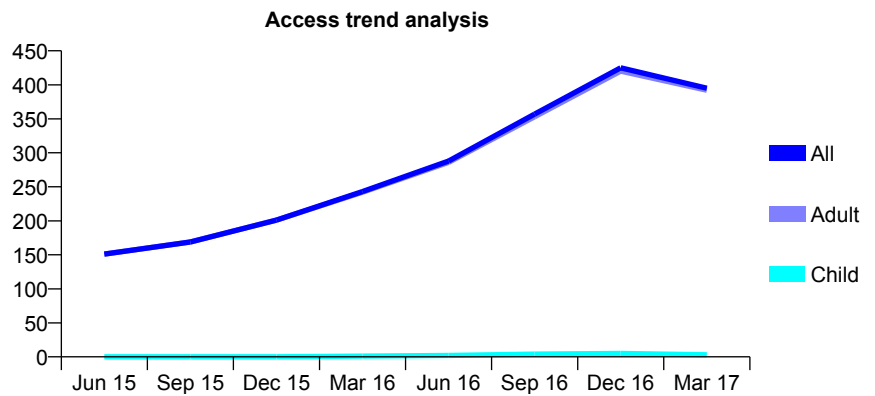
7A3 - Vital Signs At a Glance Contract Report for 114413/0001 - March 2017

Name or company name	Parkway Clinic
Contract type name	GDS Contract
Purpose of contract	General
Contract start date	01/04/2009
Contract end date	

16/17 Contracted general activity (UDA)	1,535
Carry forward general activity (UDA)	36
16/17 Contracted orthodontic activity (UOA)	0
Carry forward orthodontic activity (UOA)	0
Baseline contract value	£79,140.18

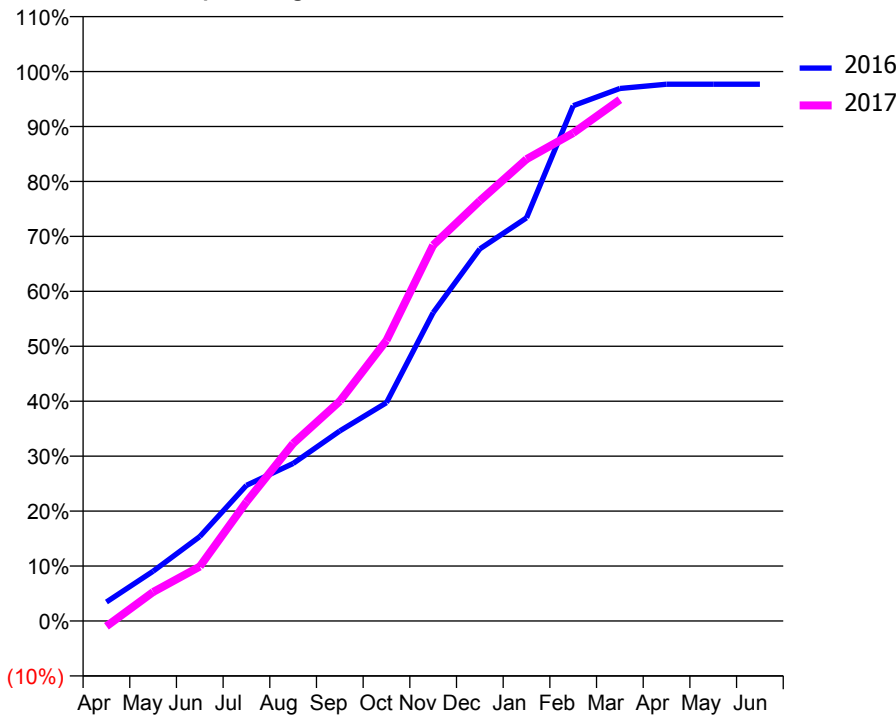
ACCESS*

Patients seen in 24 months	Total	Change since previous quarter
Quarter ending March 2016	243	
Quarter ending June 2016	288	↑
Quarter ending September 2016	357	↑
Quarter ending December 2016	425	↑
Quarter ending March 2017	395	↓
Variance since March 2016	62.6%	↑



ACTIVITY

Cumulative percentage of contracted UDA delivered 2016 & 2017



Month	Adjusted Scheduled Activity (UDA)	
	2016	2017
April	53	-15
May	139	81
June	236	152
July	379	333
August	440	496
September	531	614
October	610	784
November	861	1,050
December	1,039	1,174
January	1,126	1,290
February	1,439	1,363
March	1,487	1,456
April	1,499	
May	1,499	
June	1,499	

QUALITY

	Quantity	Base Number	Contract	LHB	Wales
% of FP17s for the same patient ID Re-attending within 3 months - Children	0	9	0.0%	9.8%	11.3%
% of FP17s for the same patient ID Re-attending within 3 months - Adults	19	549	3.5%	14.7%	16.7%
% of FP17s for the same patient ID Re-attending between 3 & 9 months - Children	0	9	0.0%	53.0%	58.0%
% of FP17s for the same patient ID Re-attending between 3 & 9 months - Adults	1	549	0.2%	50.1%	53.7%
% of FP17s for Band 1 Urgent Courses	1	554	0.2%	9.3%	9.0%
% of FP17s Relating to Free Repair or Replacements	0	554	0.0%	0.7%	0.7%
% of FP17s Relating to Continuations	2	554	0.4%	0.7%	0.9%
% of Patients satisfied with the dentistry they have received	1	1	N/A	95.2%	93.9%
% of Patients satisfied with the time they had to wait for an appointment	0	1	N/A	89.0%	88.4%

* This is based on patients treated on this contract for their most recent course of treatment. Figures in italics indicate the base number of FP17s or Patient Questionnaire responses are less than 100. N/A is shown where the base number of responses is less than 10 during the period. % is calculated as Quantity/Base number*100

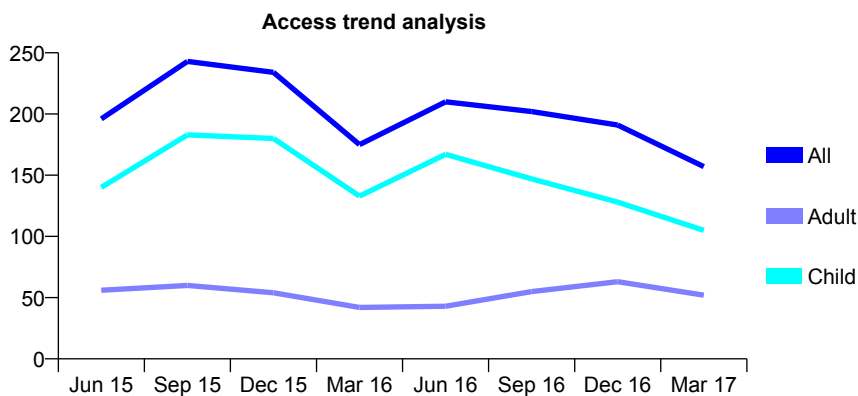
7A3 - Vital Signs At a Glance Contract Report for 114413/0002 - March 2017

Name or company name	Parkway Clinic
Contract type name	PDS Contract
Purpose of contract	General
Contract start date	01/04/2013
Contract end date	31/03/2020

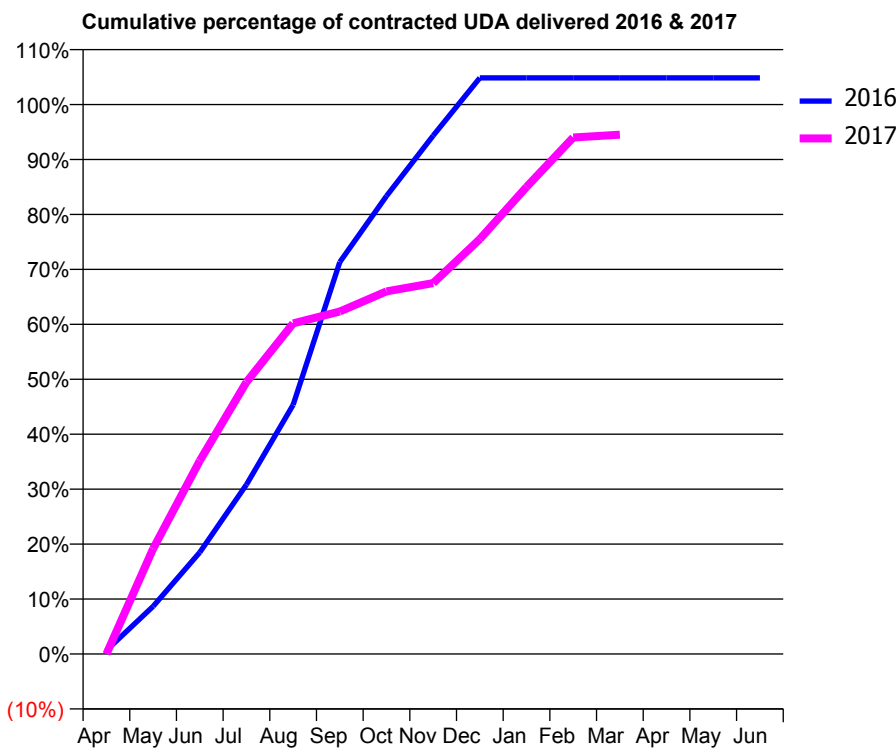
16/17 Contracted general activity (UDA)	600
Carry forward general activity (UDA)	0
16/17 Contracted orthodontic activity (UOA)	0
Carry forward orthodontic activity (UOA)	0
Baseline contract value	£33,248.16

ACCESS*

Patients seen in 24 months	Total	Change since previous quarter
Quarter ending March 2016	175	
Quarter ending June 2016	210	↑
Quarter ending September 2016	202	↓
Quarter ending December 2016	191	↓
Quarter ending March 2017	157	↓
Variance since March 2016	(10.3%)	↓



ACTIVITY



Month	Adjusted Scheduled Activity (UDA)	
	2016	2017
April	4	0
May	52	115
June	111	211
July	185	297
August	272	361
September	428	374
October	500	396
November	566	405
December	629	453
January	629	510
February	629	564
March	629	567
April	629	
May	629	
June	629	

QUALITY

	Quantity	Base Number	Contract	LHB	Wales
% of FP17s for the same patient ID Re-attending within 3 months - Children	0	133	0.0%	9.8%	11.3%
% of FP17s for the same patient ID Re-attending within 3 months - Adults	0	62	0.0%	14.7%	16.7%
% of FP17s for the same patient ID Re-attending between 3 & 9 months - Children	0	133	0.0%	53.0%	58.0%
% of FP17s for the same patient ID Re-attending between 3 & 9 months - Adults	0	62	0.0%	50.1%	53.7%
% of FP17s for Band 1 Urgent Courses	0	195	0.0%	9.3%	9.0%
% of FP17s Relating to Free Repair or Replacements	0	195	0.0%	0.7%	0.7%
% of FP17s Relating to Continuations	0	195	0.0%	0.7%	0.9%
% of Patients satisfied with the dentistry they have received	0	0	N/A	95.2%	93.9%
% of Patients satisfied with the time they had to wait for an appointment	0	0	N/A	89.0%	88.4%

* This is based on patients treated on this contract for their most recent course of treatment. Figures in italics indicate the base number of FP17s or Patient Questionnaire responses are less than 100. N/A is shown where the base number of responses is less than 10 during the period. % is calculated as Quantity/Base number*100

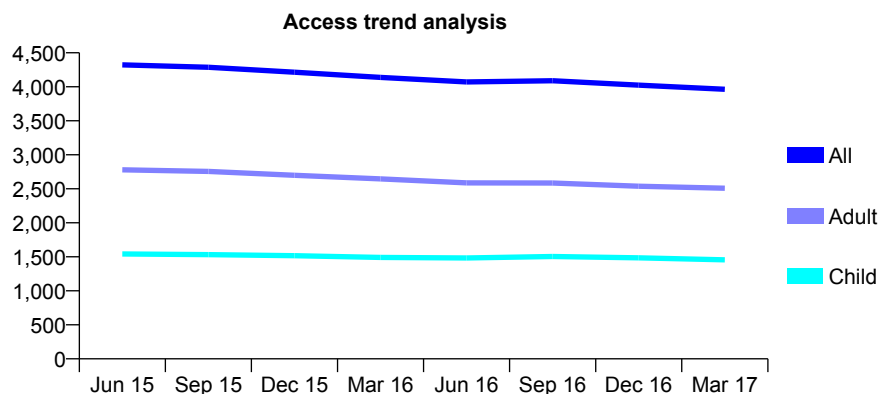
7A3 - Vital Signs At a Glance Contract Report for 117234/0001 - March 2017

Name or company name	Cwmtawe Dental Practice Ltd
Contract type name	GDS Contract
Purpose of contract	General and Orthodontic
Contract start date	01/04/2008
Contract end date	

16/17 Contracted general activity (UDA)	11,510
Carry forward general activity (UDA)	0
16/17 Contracted orthodontic activity (UOA)	2,064
Carry forward orthodontic activity (UOA)	0
Baseline contract value	£416,449.07

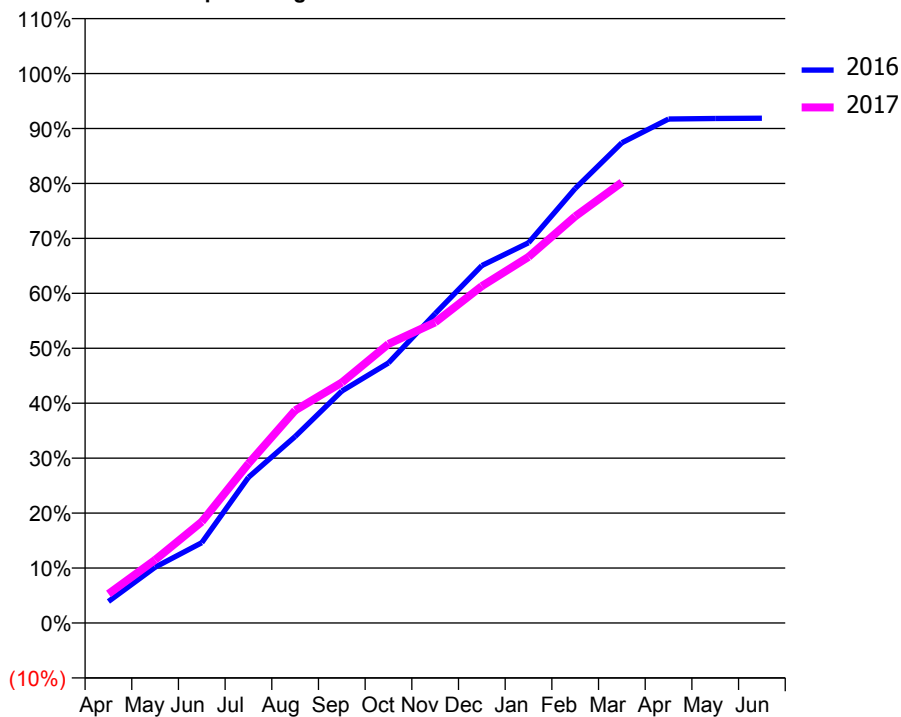
ACCESS*

Patients seen in 24 months	Total	Change since previous quarter
Quarter ending March 2016	4,138	
Quarter ending June 2016	4,071	↓
Quarter ending September 2016	4,090	→
Quarter ending December 2016	4,024	↓
Quarter ending March 2017	3,963	↓
Variance since March 2016	(4.2%)	↓



ACTIVITY

Cumulative percentage of contracted UDA delivered 2016 & 2017



Month	Adjusted Scheduled Activity (UDA)	
	2016	2017
April	452	610
May	1,170	1,322
June	1,682	2,120
July	3,051	3,338
August	3,907	4,455
September	4,857	5,039
October	5,448	5,845
November	6,482	6,297
December	7,487	7,058
January	7,964	7,668
February	9,101	8,517
March	10,060	9,230
April	10,556	
May	10,568	
June	10,575	

QUALITY

	Quantity	Base Number	Contract	LHB	Wales
% of FP17s for the same patient ID Re-attending within 3 months - Children	212	2,411	8.8%	9.8%	11.3%
% of FP17s for the same patient ID Re-attending within 3 months - Adults	423	3,094	13.7%	14.7%	16.7%
% of FP17s for the same patient ID Re-attending between 3 & 9 months - Children	860	2,411	35.7%	53.0%	58.0%
% of FP17s for the same patient ID Re-attending between 3 & 9 months - Adults	1,504	3,094	48.6%	50.1%	53.7%
% of FP17s for Band 1 Urgent Courses	301	4,475	6.7%	9.3%	9.0%
% of FP17s Relating to Free Repair or Replacements	19	4,475	0.4%	0.7%	0.7%
% of FP17s Relating to Continuations	23	4,475	0.5%	0.7%	0.9%
% of Patients satisfied with the dentistry they have received	16	17	94.1%	95.2%	93.9%
% of Patients satisfied with the time they had to wait for an appointment	16	17	94.1%	89.0%	88.4%

* This is based on patients treated on this contract for their most recent course of treatment. Figures in italics indicate the base number of FP17s or Patient Questionnaire responses are less than 100. N/A is shown where the base number of responses is less than 10 during the period. % is calculated as Quantity/Base number*100

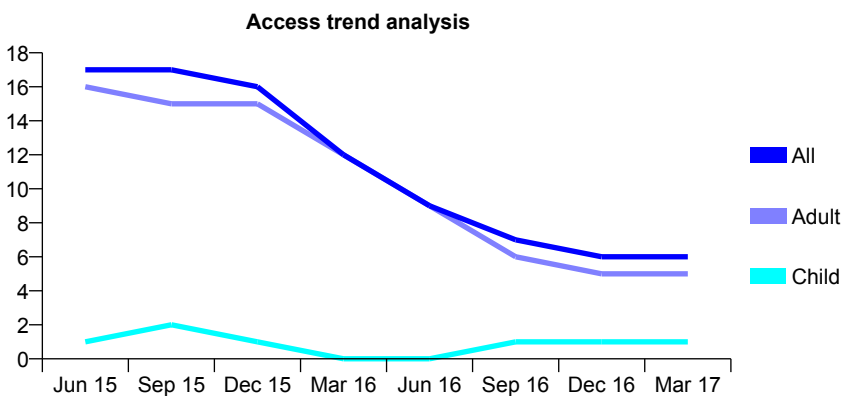
7A3 - Vital Signs At a Glance Contract Report for 117234/0002 - March 2017

Name or company name	Cwmtawe Dental Practice Ltd
Contract type name	GDS Contract
Purpose of contract	General
Contract start date	01/04/2009
Contract end date	31/10/2016

16/17 Contracted general activity (UDA)	111
Carry forward general activity (UDA)	0
16/17 Contracted orthodontic activity (UOA)	0
Carry forward orthodontic activity (UOA)	0
Baseline contract value	£5,555.20

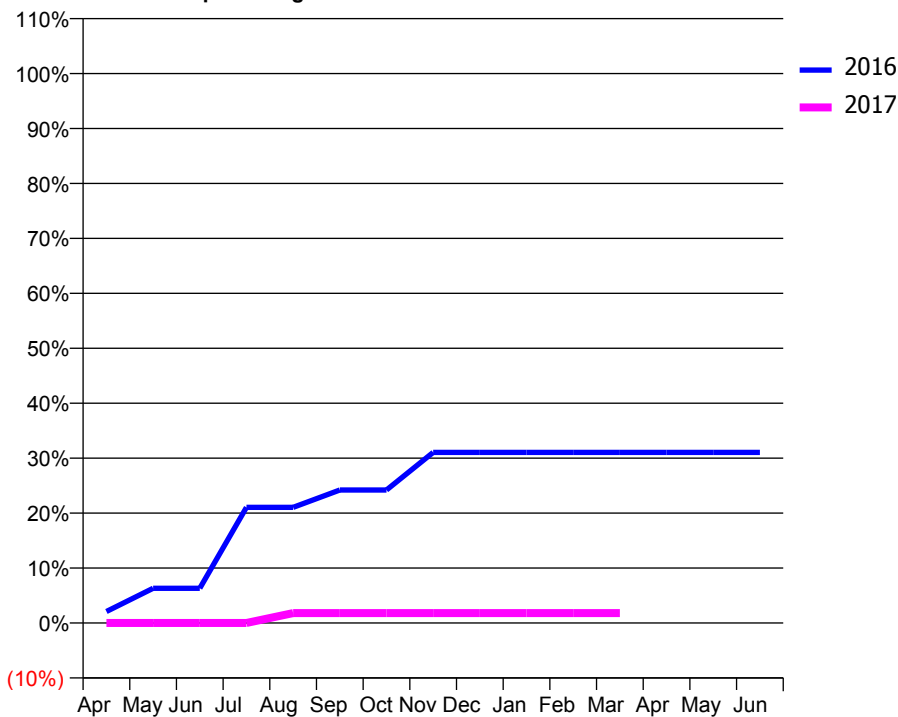
ACCESS*

Patients seen in 24 months	Total	Change since previous quarter
Quarter ending March 2016	12	
Quarter ending June 2016	9	↓
Quarter ending September 2016	7	↓
Quarter ending December 2016	6	↓
Quarter ending March 2017	6	→
Variance since March 2016	(50.0%)	↓



ACTIVITY

Cumulative percentage of contracted UDA delivered 2016 & 2017



Month	Adjusted Scheduled Activity (UDA)	
	2016	2017
April	4	0
May	12	0
June	12	0
July	40	0
August	40	2
September	46	2
October	46	2
November	59	2
December	59	2
January	59	2
February	59	2
March	59	2
April	59	
May	59	
June	59	

QUALITY

	Quantity	Base Number	Contract	LHB	Wales
% of FP17s for the same patient ID Re-attending within 3 months - Children	0	1	0.0%	9.8%	11.3%
% of FP17s for the same patient ID Re-attending within 3 months - Adults	0	1	0.0%	14.7%	16.7%
% of FP17s for the same patient ID Re-attending between 3 & 9 months - Children	0	1	0.0%	53.0%	58.0%
% of FP17s for the same patient ID Re-attending between 3 & 9 months - Adults	0	1	0.0%	50.1%	53.7%
% of FP17s for Band 1 Urgent Courses	0	2	0.0%	9.3%	9.0%
% of FP17s Relating to Free Repair or Replacements	0	2	0.0%	0.7%	0.7%
% of FP17s Relating to Continuations	0	2	0.0%	0.7%	0.9%
% of Patients satisfied with the dentistry they have received	0	0	N/A	95.2%	93.9%
% of Patients satisfied with the time they had to wait for an appointment	0	0	N/A	89.0%	88.4%

* This is based on patients treated on this contract for their most recent course of treatment. Figures in italics indicate the base number of FP17s or Patient Questionnaire responses are less than 100. N/A is shown where the base number of responses is less than 10 during the period. % is calculated as Quantity/Base number*100

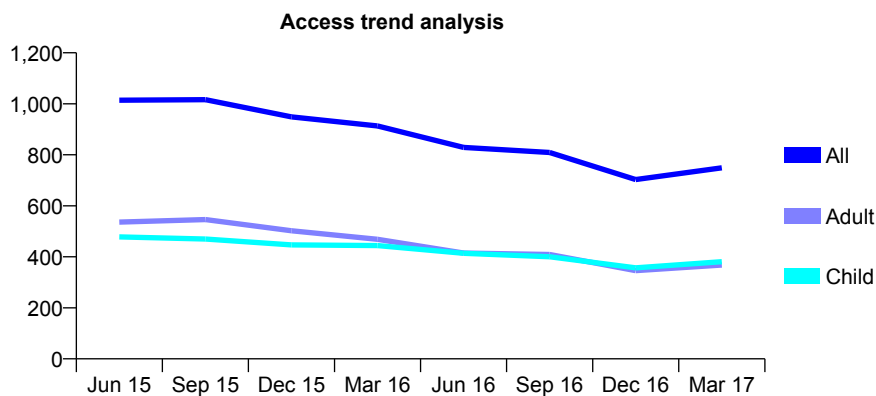
7A3 - Vital Signs At a Glance Contract Report for 121185/0001 - March 2017

Name or company name	Brynhafod Dental Practice Limited
Contract type name	GDS Contract
Purpose of contract	General
Contract start date	01/09/2011
Contract end date	

16/17 Contracted general activity (UDA)	1,743
Carry forward general activity (UDA)	0
16/17 Contracted orthodontic activity (UOA)	0
Carry forward orthodontic activity (UOA)	0
Baseline contract value	£48,371.43

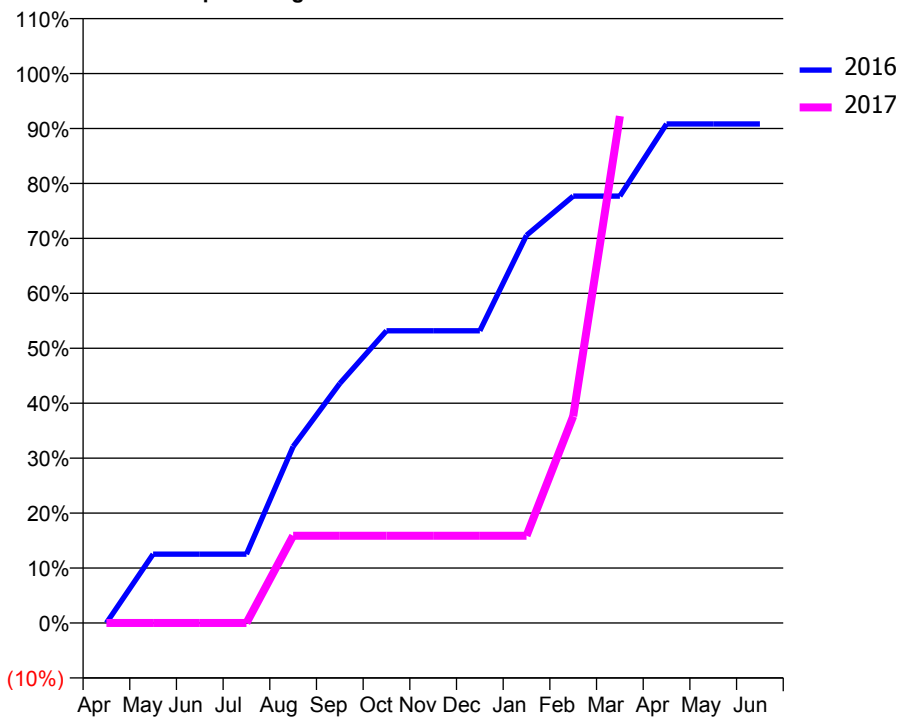
ACCESS*

Patients seen in 24 months	Total	Change since previous quarter
Quarter ending March 2016	913	
Quarter ending June 2016	829	↓
Quarter ending September 2016	809	↓
Quarter ending December 2016	703	↓
Quarter ending March 2017	749	↑
Variance since March 2016	(18.0%)	↓



ACTIVITY

Cumulative percentage of contracted UDA delivered 2016 & 2017



Month	Adjusted Scheduled Activity (UDA)	
	2016	2017
April	0	0
May	218	0
June	218	0
July	218	0
August	560	277
September	760	277
October	927	277
November	927	277
December	927	277
January	1,230	277
February	1,354	656
March	1,354	1,608
April	1,583	
May	1,583	
June	1,583	

QUALITY

	Quantity	Base Number	Contract	LHB	Wales
% of FP17s for the same patient ID Re-attending within 3 months - Children	26	597	4.4%	9.8%	11.3%
% of FP17s for the same patient ID Re-attending within 3 months - Adults	43	435	9.9%	14.7%	16.7%
% of FP17s for the same patient ID Re-attending between 3 & 9 months - Children	365	597	61.1%	53.0%	58.0%
% of FP17s for the same patient ID Re-attending between 3 & 9 months - Adults	194	435	44.6%	50.1%	53.7%
% of FP17s for Band 1 Urgent Courses	39	863	4.5%	9.3%	9.0%
% of FP17s Relating to Free Repair or Replacements	0	863	0.0%	0.7%	0.7%
% of FP17s Relating to Continuations	11	863	1.3%	0.7%	0.9%
% of Patients satisfied with the dentistry they have received	0	0	N/A	95.2%	93.9%
% of Patients satisfied with the time they had to wait for an appointment	0	0	N/A	89.0%	88.4%

* This is based on patients treated on this contract for their most recent course of treatment. Figures in italics indicate the base number of FP17s or Patient Questionnaire responses are less than 100. N/A is shown where the base number of responses is less than 10 during the period. % is calculated as Quantity/Base number*100

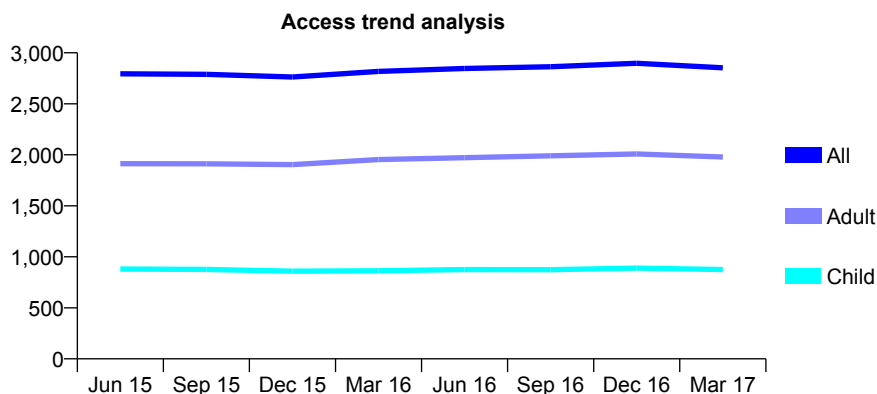
7A3 - Vital Signs At a Glance Contract Report for 123641/0001 - March 2017

Name or company name	Griffiths & Middleton
Contract type name	GDS Contract
Purpose of contract	General
Contract start date	01/11/2012
Contract end date	

16/17 Contracted general activity (UDA)	8,335
Carry forward general activity (UDA)	207
16/17 Contracted orthodontic activity (UOA)	0
Carry forward orthodontic activity (UOA)	0
Baseline contract value	£212,874.41

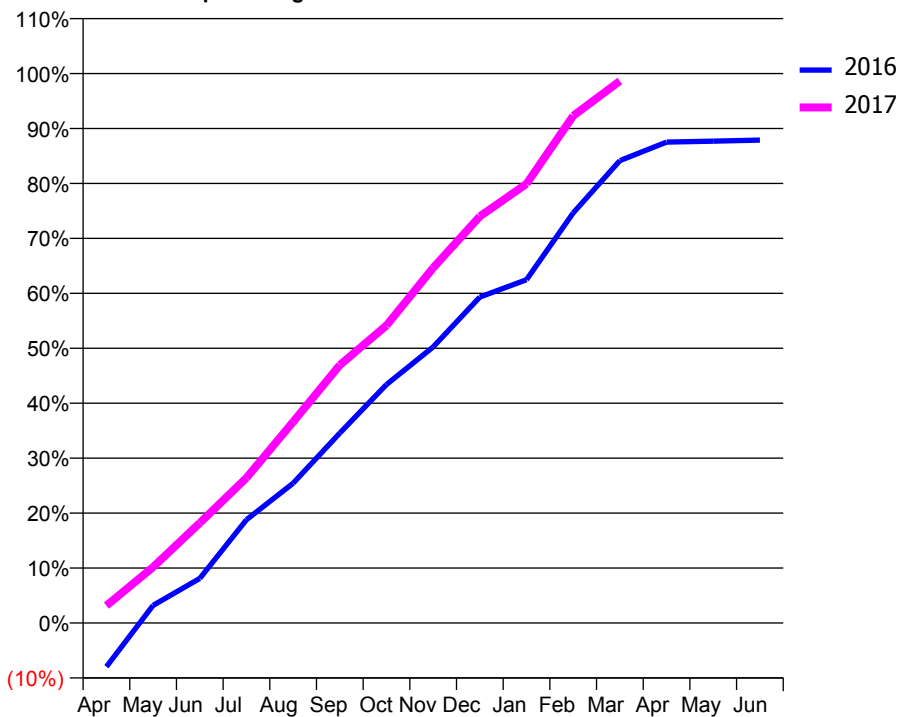
ACCESS*

Patients seen in 24 months	Total	Change since previous quarter
Quarter ending March 2016	2,817	
Quarter ending June 2016	2,847	→
Quarter ending September 2016	2,864	→
Quarter ending December 2016	2,898	→
Quarter ending March 2017	2,853	↓
Variance since March 2016	1.3%	→



ACTIVITY

Cumulative percentage of contracted UDA delivered 2016 & 2017



Adjusted Scheduled Activity (UDA)

Month	2016	2017
April	-665	265
May	267	849
June	677	1,518
July	1,566	2,202
August	2,120	3,052
September	2,881	3,912
October	3,618	4,513
November	4,188	5,387
December	4,945	6,167
January	5,207	6,661
February	6,221	7,693
March	7,013	8,221
April	7,296	
May	7,310	
June	7,326	

QUALITY

	Quantity	Base Number	Contract	LHB	Wales
% of FP17s for the same patient ID Re-attending within 3 months - Children	126	1,391	9.1%	9.8%	11.3%
% of FP17s for the same patient ID Re-attending within 3 months - Adults	650	3,069	21.2%	14.7%	16.7%
% of FP17s for the same patient ID Re-attending between 3 & 9 months - Children	771	1,391	55.4%	53.0%	58.0%
% of FP17s for the same patient ID Re-attending between 3 & 9 months - Adults	1,533	3,069	50.0%	50.1%	53.7%
% of FP17s for Band 1 Urgent Courses	572	4,199	13.6%	9.3%	9.0%
% of FP17s Relating to Free Repair or Replacements	61	4,199	1.5%	0.7%	0.7%
% of FP17s Relating to Continuations	40	4,199	1.0%	0.7%	0.9%
% of Patients satisfied with the dentistry they have received	16	16	100.0%	95.2%	93.9%
% of Patients satisfied with the time they had to wait for an appointment	15	16	93.8%	89.0%	88.4%

* This is based on patients treated on this contract for their most recent course of treatment. Figures in italics indicate the base number of FP17s or Patient Questionnaire responses are less than 100. N/A is shown where the base number of responses is less than 10 during the period. % is calculated as Quantity/Base number*100

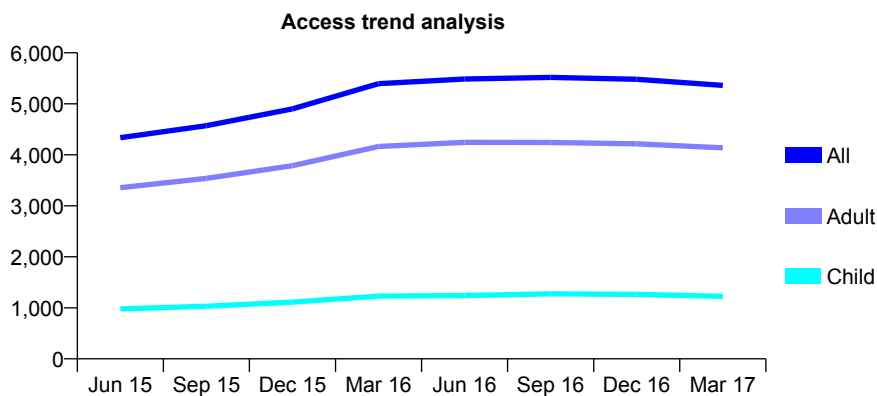
7A3 - Vital Signs At a Glance Contract Report for 125474/0001 - March 2017

Name or company name	Talbot Street Dental Surgery
Contract type name	GDS Contract
Purpose of contract	General
Contract start date	01/04/2014
Contract end date	

16/17 Contracted general activity (UDA)	15,259
Carry forward general activity (UDA)	0
16/17 Contracted orthodontic activity (UOA)	0
Carry forward orthodontic activity (UOA)	0
Baseline contract value	£335,729.16

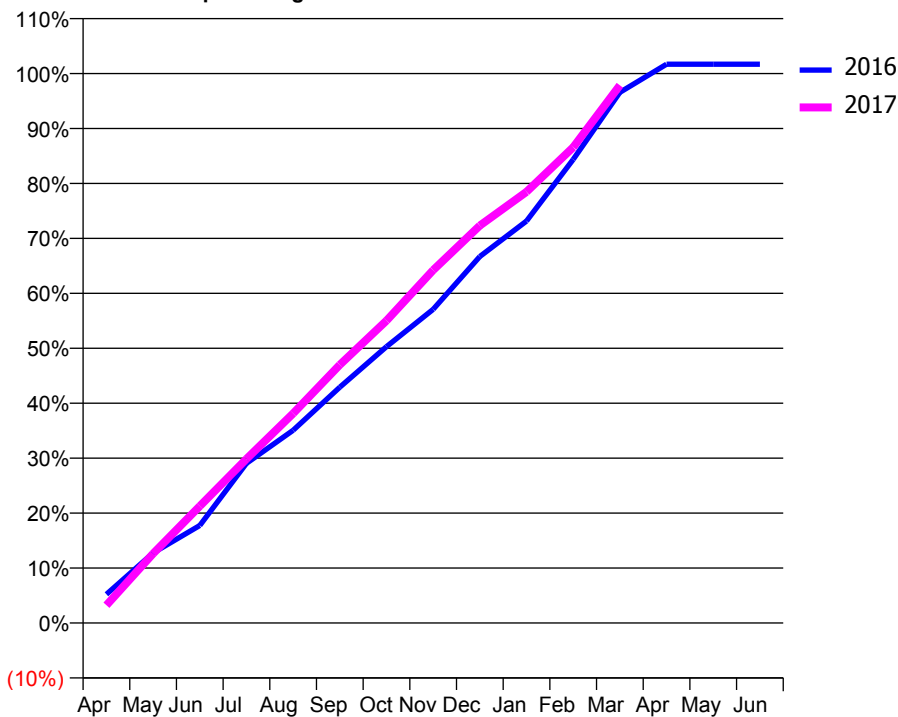
ACCESS*

Patients seen in 24 months	Total	Change since previous quarter
Quarter ending March 2016	5,394	
Quarter ending June 2016	5,486	→
Quarter ending September 2016	5,518	→
Quarter ending December 2016	5,481	→
Quarter ending March 2017	5,362	↓
Variance since March 2016	(0.6%)	→



ACTIVITY

Cumulative percentage of contracted UDA delivered 2016 & 2017



Adjusted Scheduled Activity (UDA)

Month	2016	2017
April	798	496
May	1,946	1,929
June	2,710	3,244
July	4,433	4,558
August	5,354	5,819
September	6,550	7,172
October	7,673	8,398
November	8,713	9,800
December	10,177	11,035
January	11,163	11,972
February	12,872	13,212
March	14,736	14,931
April	15,518	
May	15,515	
June	15,515	

QUALITY

	Quantity	Base Number	Contract	LHB	Wales
% of FP17s for the same patient ID Re-attending within 3 months - Children	107	1,678	6.4%	9.8%	11.3%
% of FP17s for the same patient ID Re-attending within 3 months - Adults	903	5,913	15.3%	14.7%	16.7%
% of FP17s for the same patient ID Re-attending between 3 & 9 months - Children	835	1,678	49.8%	53.0%	58.0%
% of FP17s for the same patient ID Re-attending between 3 & 9 months - Adults	3,167	5,913	53.6%	50.1%	53.7%
% of FP17s for Band 1 Urgent Courses	644	7,255	8.9%	9.3%	9.0%
% of FP17s Relating to Free Repair or Replacements	35	7,255	0.5%	0.7%	0.7%
% of FP17s Relating to Continuations	174	7,255	2.4%	0.7%	0.9%
% of Patients satisfied with the dentistry they have received	35	37	94.6%	95.2%	93.9%
% of Patients satisfied with the time they had to wait for an appointment	30	37	81.1%	89.0%	88.4%

* This is based on patients treated on this contract for their most recent course of treatment. Figures in italics indicate the base number of FP17s or Patient Questionnaire responses are less than 100. N/A is shown where the base number of responses is less than 10 during the period. % is calculated as Quantity/Base number*100

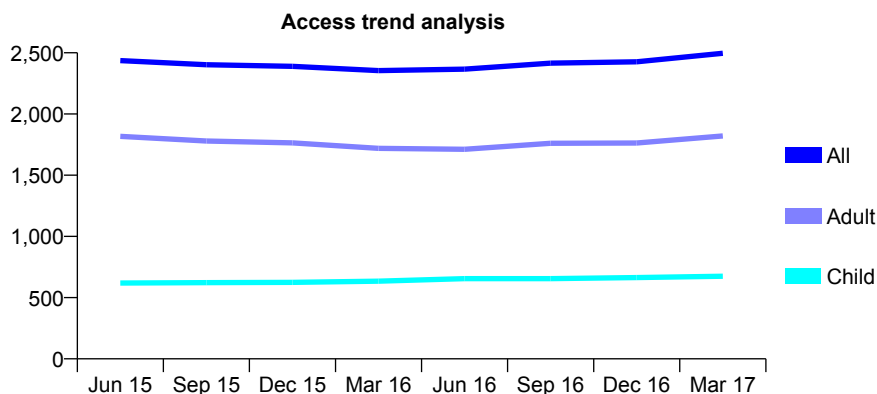
7A3 - Vital Signs At a Glance Contract Report for 127590/0001 - March 2017

Name or company name	Penclawdd Dental Practice
Contract type name	GDS Contract
Purpose of contract	General
Contract start date	01/01/2011
Contract end date	

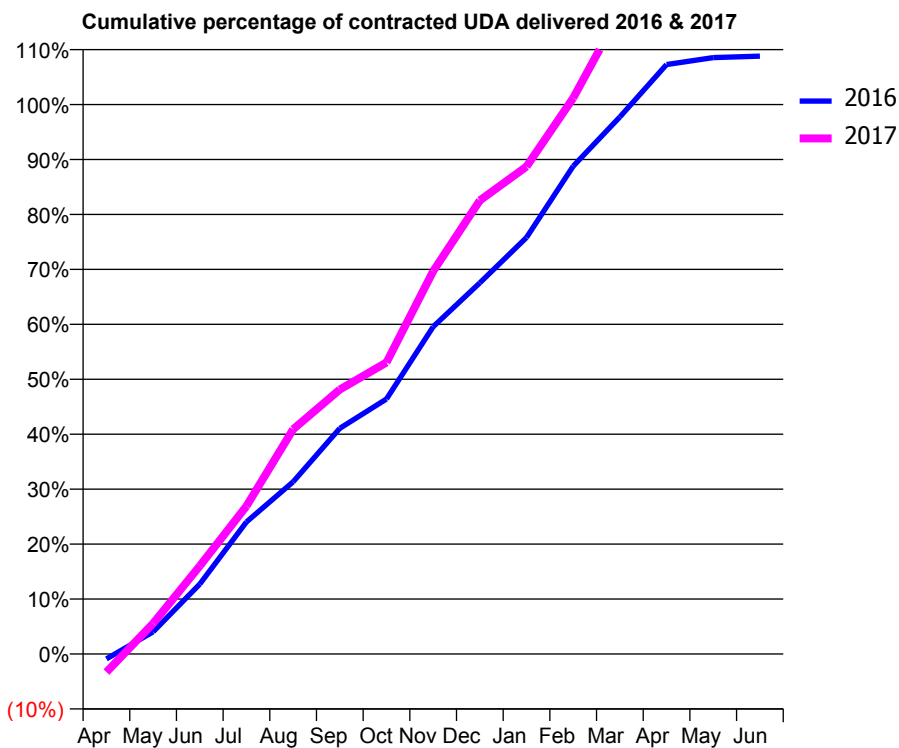
16/17 Contracted general activity (UDA)	5,810
Carry forward general activity (UDA)	300
16/17 Contracted orthodontic activity (UOA)	0
Carry forward orthodontic activity (UOA)	0
Baseline contract value	£140,370.79

ACCESS*

Patients seen in 24 months	Total	Change since previous quarter
Quarter ending March 2016	2,355	
Quarter ending June 2016	2,367	→
Quarter ending September 2016	2,416	↑
Quarter ending December 2016	2,427	→
Quarter ending March 2017	2,496	↑
Variance since March 2016	6.0%	↑



ACTIVITY



Month	Adjusted Scheduled Activity (UDA)	
	2016	2017
April	-53	-193
May	235	323
June	740	932
July	1,397	1,564
August	1,821	2,377
September	2,387	2,796
October	2,696	3,083
November	3,460	4,047
December	3,924	4,796
January	4,404	5,155
February	5,159	5,878
March	5,678	6,785
April	6,233	
May	6,305	
June	6,321	

QUALITY

	Quantity	Base Number	Contract	LHB	Wales
% of FP17s for the same patient ID Re-attending within 3 months - Children	59	963	6.1%	9.8%	11.3%
% of FP17s for the same patient ID Re-attending within 3 months - Adults	273	2,479	11.0%	14.7%	16.7%
% of FP17s for the same patient ID Re-attending between 3 & 9 months - Children	486	963	50.5%	53.0%	58.0%
% of FP17s for the same patient ID Re-attending between 3 & 9 months - Adults	1,144	2,479	46.1%	50.1%	53.7%
% of FP17s for Band 1 Urgent Courses	412	3,188	12.9%	9.3%	9.0%
% of FP17s Relating to Free Repair or Replacements	33	3,188	1.0%	0.7%	0.7%
% of FP17s Relating to Continuations	8	3,188	0.3%	0.7%	0.9%
% of Patients satisfied with the dentistry they have received	17	17	100.0%	95.2%	93.9%
% of Patients satisfied with the time they had to wait for an appointment	16	17	94.1%	89.0%	88.4%

* This is based on patients treated on this contract for their most recent course of treatment. Figures in italics indicate the base number of FP17s or Patient Questionnaire responses are less than 100. N/A is shown where the base number of responses is less than 10 during the period. % is calculated as Quantity/Base number*100

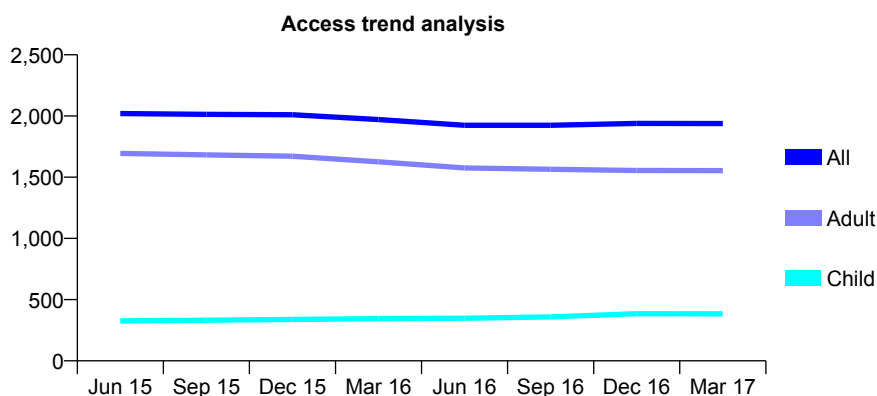
7A3 - Vital Signs At a Glance Contract Report for 128406/0001 - March 2017

Name or company name	Dr Philip Welch
Contract type name	GDS Contract
Purpose of contract	General
Contract start date	01/05/2012
Contract end date	

16/17 Contracted general activity (UDA)	6,869
Carry forward general activity (UDA)	0
16/17 Contracted orthodontic activity (UOA)	0
Carry forward orthodontic activity (UOA)	0
Baseline contract value	£176,560.26

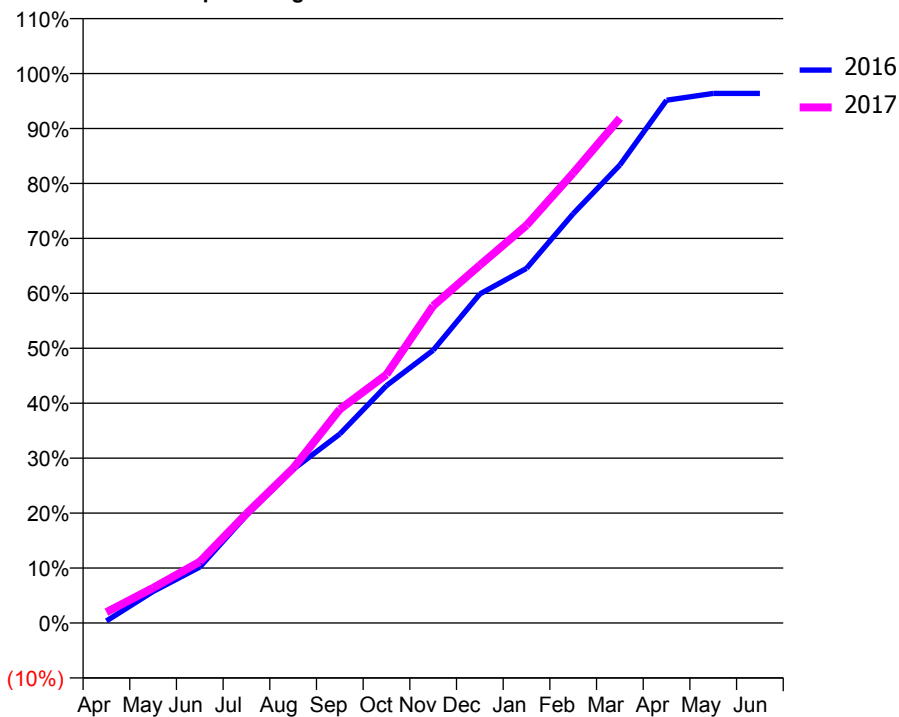
ACCESS*

Patients seen in 24 months	Total	Change since previous quarter
Quarter ending March 2016	1,971	
Quarter ending June 2016	1,924	↓
Quarter ending September 2016	1,924	→
Quarter ending December 2016	1,940	→
Quarter ending March 2017	1,938	→
Variance since March 2016	(1.7%)	↓



ACTIVITY

Cumulative percentage of contracted UDA delivered 2016 & 2017



Month	Adjusted Scheduled Activity (UDA)	
	2016	2017
April	26	135
May	395	440
June	700	765
July	1,346	1,368
August	1,922	1,934
September	2,363	2,671
October	2,968	3,106
November	3,409	3,965
December	4,114	4,474
January	4,433	4,971
February	5,117	5,626
March	5,724	6,311
April	6,535	
May	6,621	
June	6,621	

QUALITY

	Quantity	Base Number	Contract	LHB	Wales
% of FP17s for the same patient ID Re-attending within 3 months - Children	68	546	12.5%	9.8%	11.3%
% of FP17s for the same patient ID Re-attending within 3 months - Adults	519	2,525	20.6%	14.7%	16.7%
% of FP17s for the same patient ID Re-attending between 3 & 9 months - Children	218	546	39.9%	53.0%	58.0%
% of FP17s for the same patient ID Re-attending between 3 & 9 months - Adults	1,265	2,525	50.1%	50.1%	53.7%
% of FP17s for Band 1 Urgent Courses	353	2,745	12.9%	9.3%	9.0%
% of FP17s Relating to Free Repair or Replacements	24	2,745	0.9%	0.7%	0.7%
% of FP17s Relating to Continuations	40	2,745	1.5%	0.7%	0.9%
% of Patients satisfied with the dentistry they have received	15	17	88.2%	95.2%	93.9%
% of Patients satisfied with the time they had to wait for an appointment	15	17	88.2%	89.0%	88.4%

* This is based on patients treated on this contract for their most recent course of treatment. Figures in italics indicate the base number of FP17s or Patient Questionnaire responses are less than 100. N/A is shown where the base number of responses is less than 10 during the period. % is calculated as Quantity/Base number*100

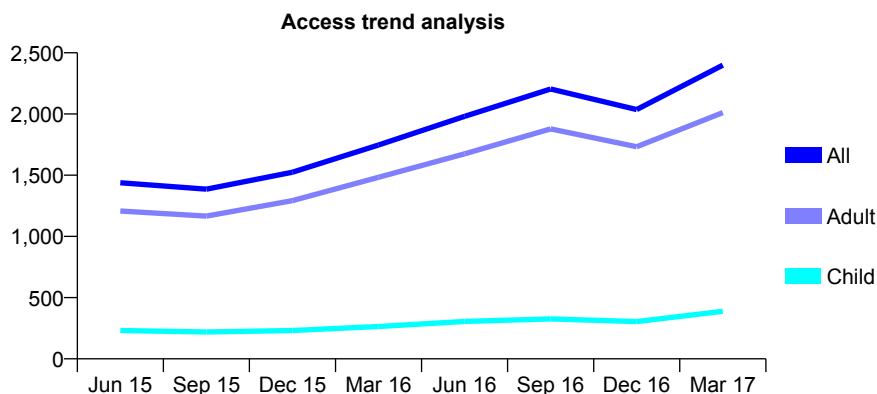
7A3 - Vital Signs At a Glance Contract Report for 129011/0001 - March 2017

Name or company name	Dental Teaching Unit
Contract type name	PDS Contract
Purpose of contract	General
Contract start date	04/08/2010
Contract end date	03/08/2020

16/17 Contracted general activity (UDA)	4,693
Carry forward general activity (UDA)	0
16/17 Contracted orthodontic activity (UOA)	0
Carry forward orthodontic activity (UOA)	0
Baseline contract value	£0.00

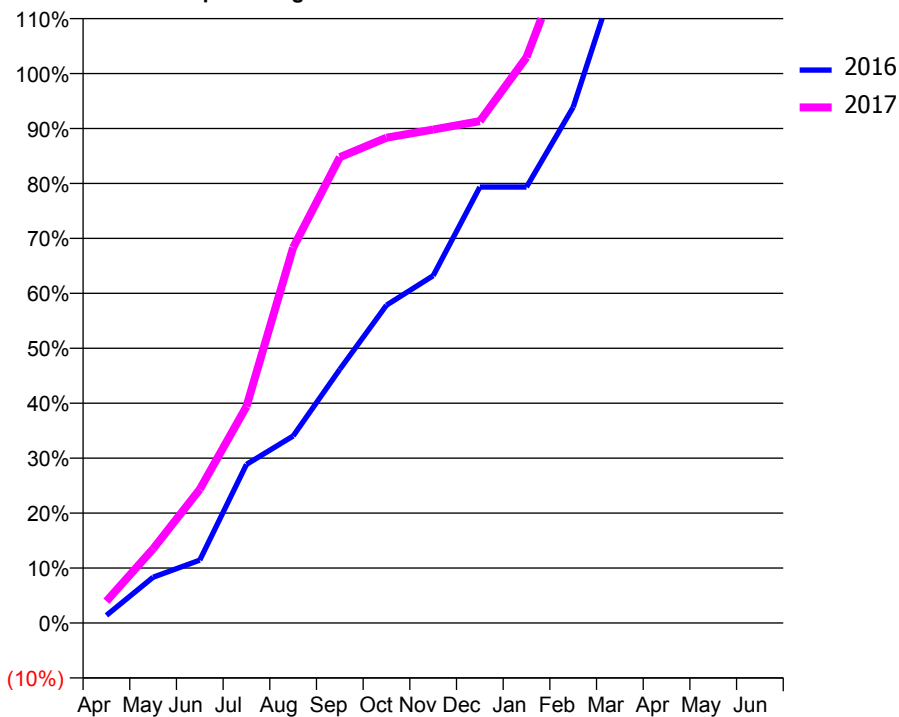
ACCESS*

Patients seen in 24 months	Total	Change since previous quarter
Quarter ending March 2016	1,747	
Quarter ending June 2016	1,981	↑
Quarter ending September 2016	2,204	↑
Quarter ending December 2016	2,037	↓
Quarter ending March 2017	2,399	↑
Variance since March 2016	37.3%	↑



ACTIVITY

Cumulative percentage of contracted UDA delivered 2016 & 2017



Month	Adjusted Scheduled Activity (UDA)	
	2016	2017
April	65	186
May	391	634
June	536	1,141
July	1,355	1,849
August	1,597	3,206
September	2,167	3,978
October	2,715	4,145
November	2,967	4,214
December	3,724	4,286
January	3,724	4,832
February	4,406	5,873
March	5,625	6,846
April	5,973	
May	6,142	
June	6,202	

QUALITY

	Quantity	Base Number	Contract	LHB	Wales
% of FP17s for the same patient ID Re-attending within 3 months - Children	41	500	8.2%	9.8%	11.3%
% of FP17s for the same patient ID Re-attending within 3 months - Adults	318	2,263	14.1%	14.7%	16.7%
% of FP17s for the same patient ID Re-attending between 3 & 9 months - Children	153	500	30.6%	53.0%	58.0%
% of FP17s for the same patient ID Re-attending between 3 & 9 months - Adults	455	2,263	20.1%	50.1%	53.7%
% of FP17s for Band 1 Urgent Courses	968	2,585	37.4%	9.3%	9.0%
% of FP17s Relating to Free Repair or Replacements	5	2,585	0.2%	0.7%	0.7%
% of FP17s Relating to Continuations	9	2,585	0.3%	0.7%	0.9%
% of Patients satisfied with the dentistry they have received	5	5	N/A	95.2%	93.9%
% of Patients satisfied with the time they had to wait for an appointment	5	5	N/A	89.0%	88.4%

* This is based on patients treated on this contract for their most recent course of treatment. Figures in italics indicate the base number of FP17s or Patient Questionnaire responses are less than 100. N/A is shown where the base number of responses is less than 10 during the period. % is calculated as Quantity/Base number*100

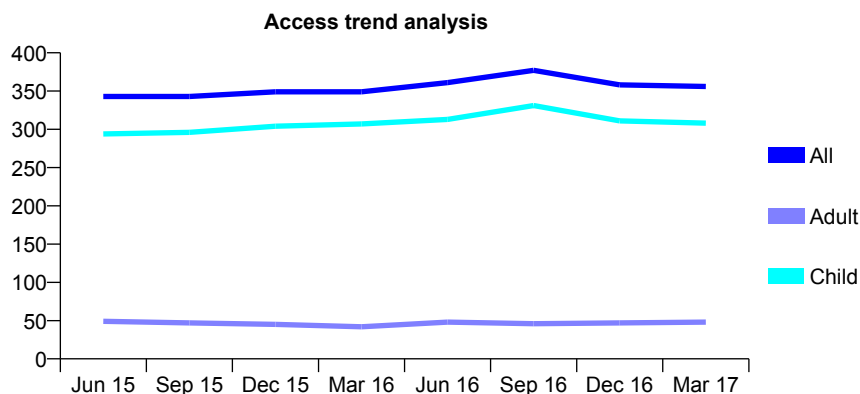
7A3 - Vital Signs At a Glance Contract Report for 136743/0001 - March 2017

Name or company name	Dr Webster & Dr Close
Contract type name	GDS Contract
Purpose of contract	General
Contract start date	07/06/2013
Contract end date	

16/17 Contracted general activity (UDA)	1,000
Carry forward general activity (UDA)	0
16/17 Contracted orthodontic activity (UOA)	0
Carry forward orthodontic activity (UOA)	0
Baseline contract value	£21,938.70

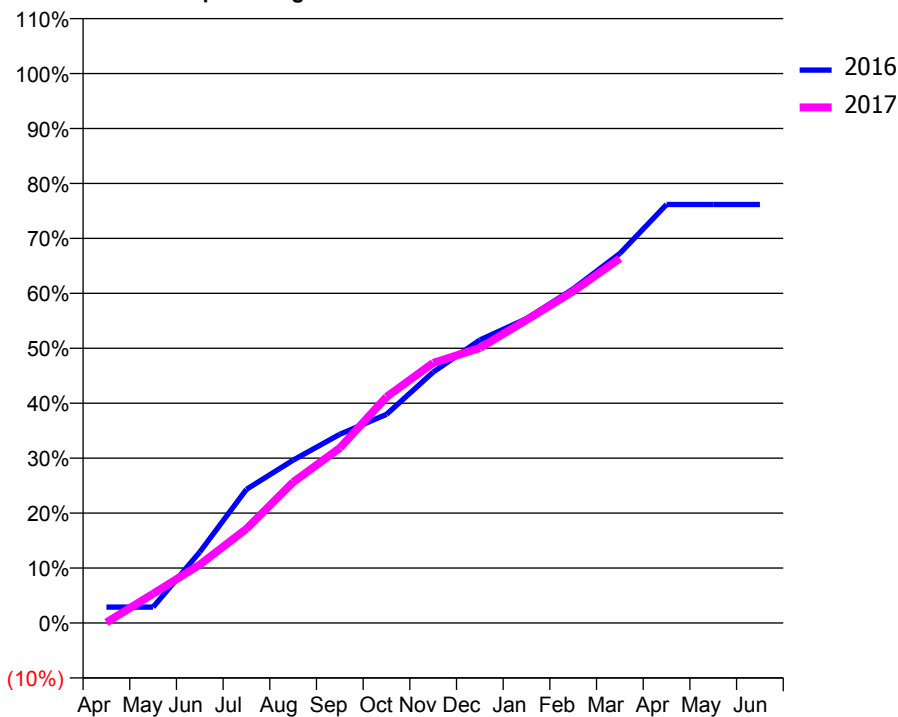
ACCESS*

Patients seen in 24 months	Total	Change since previous quarter
Quarter ending March 2016	349	
Quarter ending June 2016	361	↑
Quarter ending September 2016	377	↑
Quarter ending December 2016	358	↓
Quarter ending March 2017	356	→
Variance since March 2016	2.0%	↑



ACTIVITY

Cumulative percentage of contracted UDA delivered 2016 & 2017



Adjusted Scheduled Activity (UDA)

Month	2016	2017
April	29	1
May	29	53
June	129	106
July	243	171
August	296	256
September	344	318
October	380	411
November	457	473
December	515	500
January	554	551
February	608	604
March	673	664
April	762	
May	762	
June	762	

QUALITY

	Quantity	Base Number	Contract	LHB	Wales
% of FP17s for the same patient ID Re-attending within 3 months - Children	18	452	4.0%	9.8%	11.3%
% of FP17s for the same patient ID Re-attending within 3 months - Adults	1	23	4.3%	14.7%	16.7%
% of FP17s for the same patient ID Re-attending between 3 & 9 months - Children	257	452	56.9%	53.0%	58.0%
% of FP17s for the same patient ID Re-attending between 3 & 9 months - Adults	16	23	69.6%	50.1%	53.7%
% of FP17s for Band 1 Urgent Courses	3	409	0.7%	9.3%	9.0%
% of FP17s Relating to Free Repair or Replacements	0	409	0.0%	0.7%	0.7%
% of FP17s Relating to Continuations	0	409	0.0%	0.7%	0.9%
% of Patients satisfied with the dentistry they have received	1	2	N/A	95.2%	93.9%
% of Patients satisfied with the time they had to wait for an appointment	2	2	N/A	89.0%	88.4%

* This is based on patients treated on this contract for their most recent course of treatment. Figures in italics indicate the base number of FP17s or Patient Questionnaire responses are less than 100. N/A is shown where the base number of responses is less than 10 during the period. % is calculated as Quantity/Base number*100

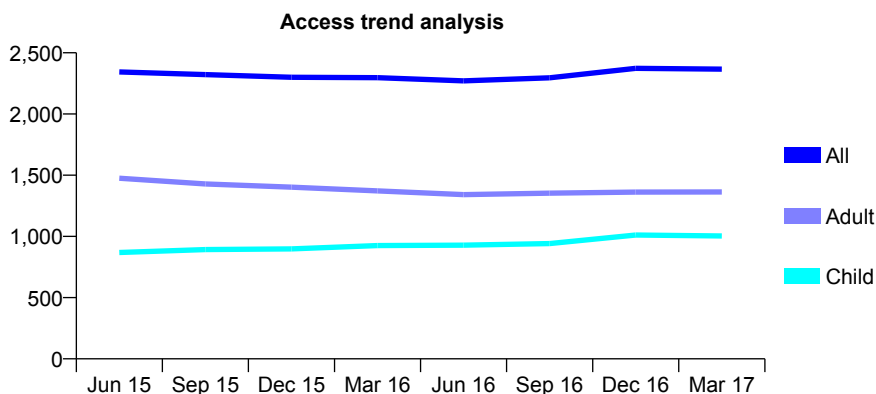
7A3 - Vital Signs At a Glance Contract Report for 142301/0001 - March 2017

Name or company name	Gower Healthcare Ltd
Contract type name	GDS Contract
Purpose of contract	General
Contract start date	01/04/2009
Contract end date	

16/17 Contracted general activity (UDA)	6,000
Carry forward general activity (UDA)	0
16/17 Contracted orthodontic activity (UOA)	0
Carry forward orthodontic activity (UOA)	0
Baseline contract value	£134,287.90

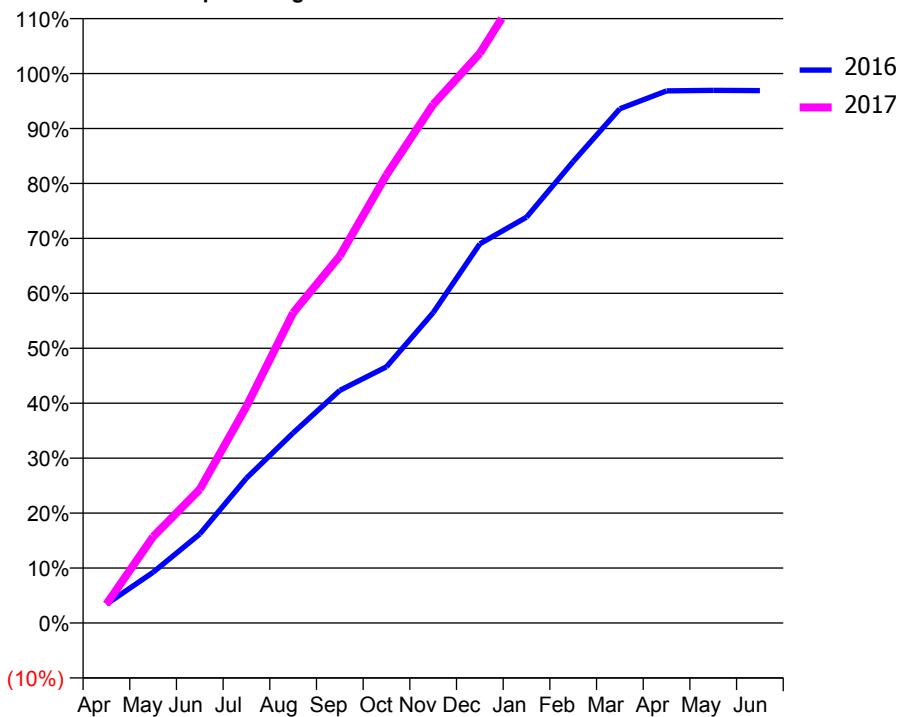
ACCESS*

Patients seen in 24 months	Total	Change since previous quarter
Quarter ending March 2016	2,297	
Quarter ending June 2016	2,271	↓
Quarter ending September 2016	2,296	→
Quarter ending December 2016	2,373	↑
Quarter ending March 2017	2,367	→
Variance since March 2016	3.0%	↑



ACTIVITY

Cumulative percentage of contracted UDA delivered 2016 & 2017



Month	Adjusted Scheduled Activity (UDA)	
	2016	2017
April	274	206
May	738	943
June	1,296	1,459
July	2,110	2,365
August	2,767	3,387
September	3,386	4,008
October	3,731	4,894
November	4,519	5,661
December	5,520	6,221
January	5,909	7,032
February	6,719	7,801
March	7,487	8,760
April	7,747	
May	7,754	
June	7,751	

QUALITY

	Quantity	Base Number	Contract	LHB	Wales
% of FP17s for the same patient ID Re-attending within 3 months - Children	91	1,659	5.5%	9.8%	11.3%
% of FP17s for the same patient ID Re-attending within 3 months - Adults	371	2,067	17.9%	14.7%	16.7%
% of FP17s for the same patient ID Re-attending between 3 & 9 months - Children	1,104	1,659	66.5%	53.0%	58.0%
% of FP17s for the same patient ID Re-attending between 3 & 9 months - Adults	1,134	2,067	54.9%	50.1%	53.7%
% of FP17s for Band 1 Urgent Courses	183	3,624	5.0%	9.3%	9.0%
% of FP17s Relating to Free Repair or Replacements	8	3,624	0.2%	0.7%	0.7%
% of FP17s Relating to Continuations	2	3,624	0.1%	0.7%	0.9%
% of Patients satisfied with the dentistry they have received	7	8	N/A	95.2%	93.9%
% of Patients satisfied with the time they had to wait for an appointment	8	8	N/A	89.0%	88.4%

* This is based on patients treated on this contract for their most recent course of treatment. Figures in italics indicate the base number of FP17s or Patient Questionnaire responses are less than 100. N/A is shown where the base number of responses is less than 10 during the period. % is calculated as Quantity/Base number*100

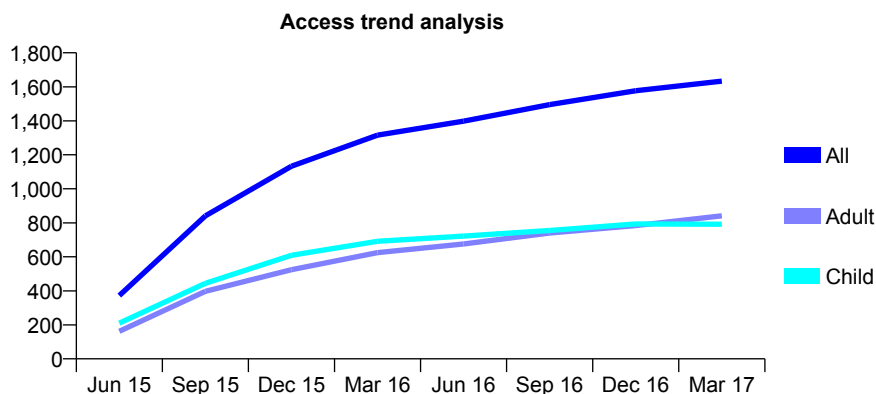
7A3 - Vital Signs At a Glance Contract Report for 143200/0001 - March 2017

Name or company name	Rhys Griffiths Ltd
Contract type name	GDS Contract
Purpose of contract	General
Contract start date	01/04/2015
Contract end date	

16/17 Contracted general activity (UDA)	3,500
Carry forward general activity (UDA)	0
16/17 Contracted orthodontic activity (UOA)	0
Carry forward orthodontic activity (UOA)	0
Baseline contract value	£84,875.00

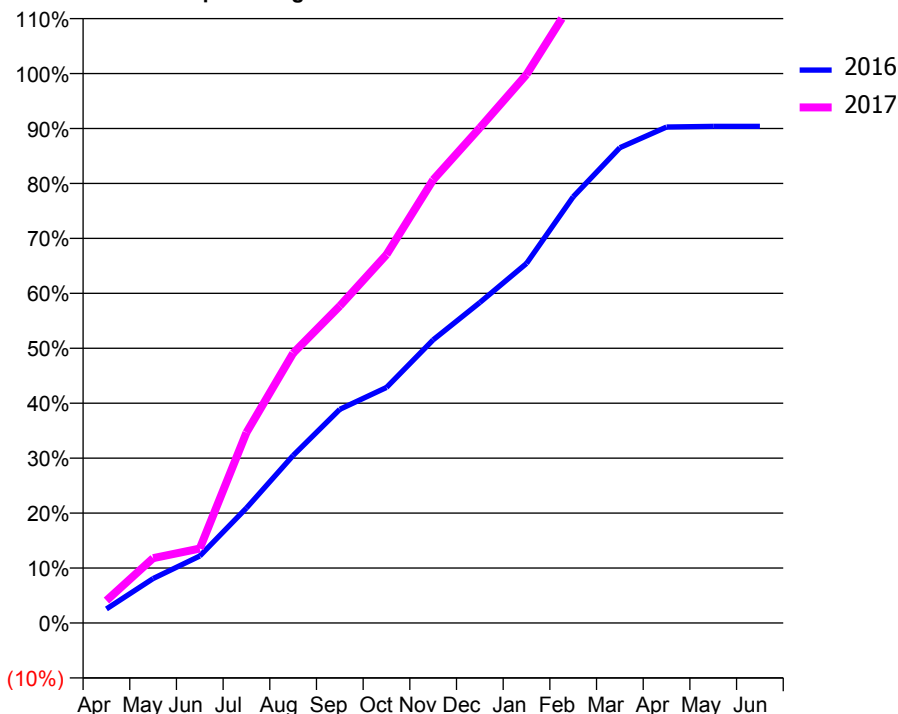
ACCESS*

Patients seen in 24 months	Total	Change since previous quarter
Quarter ending March 2016	1,316	
Quarter ending June 2016	1,398	↑
Quarter ending September 2016	1,495	↑
Quarter ending December 2016	1,577	↑
Quarter ending March 2017	1,633	↑
Variance since March 2016	24.1%	↑



ACTIVITY

Cumulative percentage of contracted UDA delivered 2016 & 2017



Month	Adjusted Scheduled Activity (UDA)	
	2016	2017
April	131	143
May	417	413
June	627	474
July	1,077	1,213
August	1,568	1,718
September	2,000	2,019
October	2,205	2,346
November	2,650	2,823
December	3,000	3,154
January	3,365	3,494
February	3,990	3,963
March	4,449	4,391
April	4,644	
May	4,650	
June	4,650	

QUALITY

	Quantity	Base Number	Contract	LHB	Wales
% of FP17s for the same patient ID Re-attending within 3 months - Children	93	1,006	9.2%	9.8%	11.3%
% of FP17s for the same patient ID Re-attending within 3 months - Adults	215	982	21.9%	14.7%	16.7%
% of FP17s for the same patient ID Re-attending between 3 & 9 months - Children	481	1,006	47.8%	53.0%	58.0%
% of FP17s for the same patient ID Re-attending between 3 & 9 months - Adults	434	982	44.2%	50.1%	53.7%
% of FP17s for Band 1 Urgent Courses	242	1,907	12.7%	9.3%	9.0%
% of FP17s Relating to Free Repair or Replacements	4	1,907	0.2%	0.7%	0.7%
% of FP17s Relating to Continuations	4	1,907	0.2%	0.7%	0.9%
% of Patients satisfied with the dentistry they have received	7	7	N/A	95.2%	93.9%
% of Patients satisfied with the time they had to wait for an appointment	7	7	N/A	89.0%	88.4%

* This is based on patients treated on this contract for their most recent course of treatment. Figures in italics indicate the base number of FP17s or Patient Questionnaire responses are less than 100. N/A is shown where the base number of responses is less than 10 during the period. % is calculated as Quantity/Base number*100

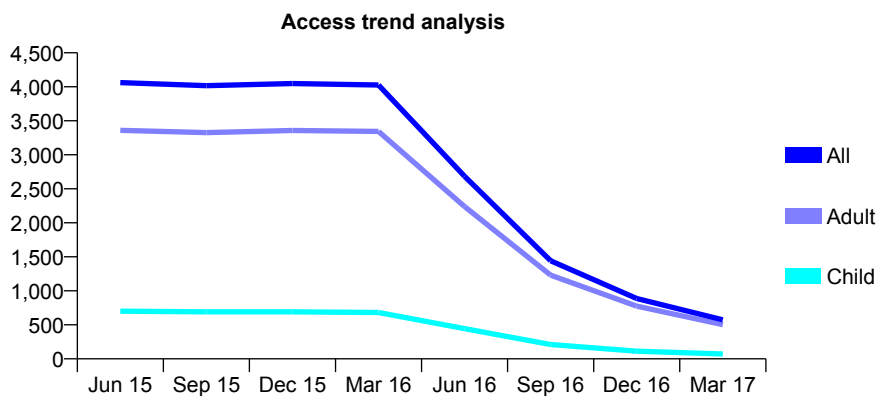
7A3 - Vital Signs At a Glance Contract Report for 144762/0001 - March 2017

Name or company name	Stemray
Contract type name	GDS Contract
Purpose of contract	General
Contract start date	01/07/2013
Contract end date	06/04/2016

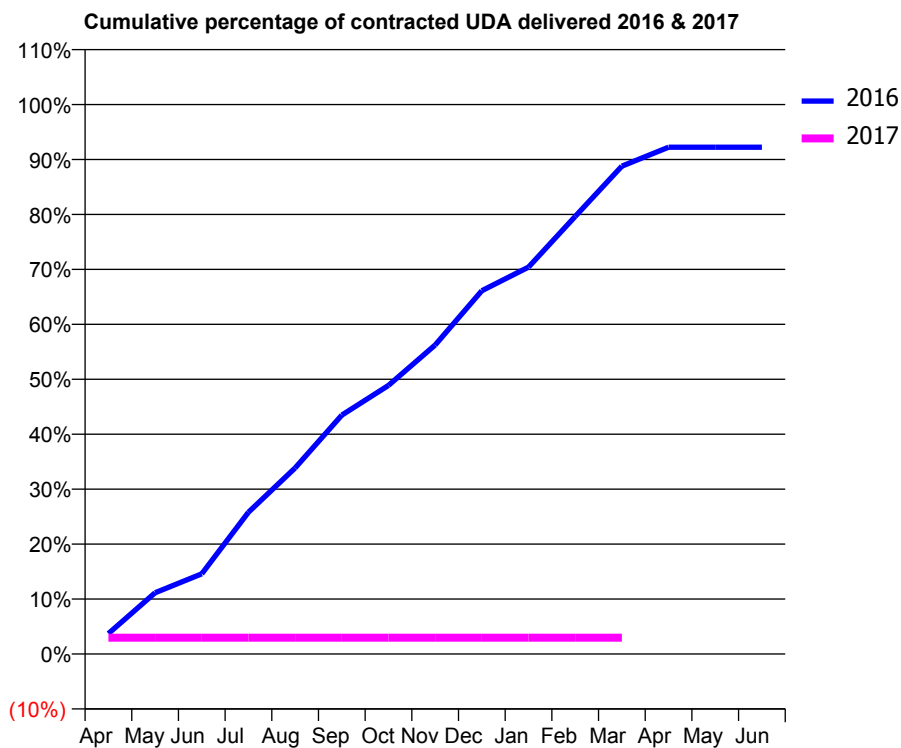
16/17 Contracted general activity (UDA)	202
Carry forward general activity (UDA)	0
16/17 Contracted orthodontic activity (UOA)	0
Carry forward orthodontic activity (UOA)	0
Baseline contract value	£4,526.53

ACCESS*

Patients seen in 24 months	Total	Change since previous quarter
Quarter ending March 2016	4,027	
Quarter ending June 2016	2,683	↓
Quarter ending September 2016	1,442	↓
Quarter ending December 2016	887	↓
Quarter ending March 2017	573	↓
Variance since March 2016	(85.8%)	↓



ACTIVITY



Month	Adjusted Scheduled Activity (UDA)	
	2016	2017
April	451	6
May	1,352	6
June	1,773	6
July	3,133	6
August	4,109	6
September	5,277	6
October	5,934	6
November	6,824	6
December	8,023	6
January	8,543	6
February	9,665	6
March	10,774	6
April	11,192	6
May	11,192	6
June	11,192	6

QUALITY

	Quantity	Base Number	Contract	LHB	Wales
% of FP17s for the same patient ID Re-attending within 3 months - Children	2	39	5.1%	9.8%	11.3%
% of FP17s for the same patient ID Re-attending within 3 months - Adults	33	191	17.3%	14.7%	16.7%
% of FP17s for the same patient ID Re-attending between 3 & 9 months - Children	21	39	53.8%	53.0%	58.0%
% of FP17s for the same patient ID Re-attending between 3 & 9 months - Adults	114	191	59.7%	50.1%	53.7%
% of FP17s for Band 1 Urgent Courses	0	4	0.0%	9.3%	9.0%
% of FP17s Relating to Free Repair or Replacements	1	4	25.0%	0.7%	0.7%
% of FP17s Relating to Continuations	0	4	0.0%	0.7%	0.9%
% of Patients satisfied with the dentistry they have received	0	0	N/A	95.2%	93.9%
% of Patients satisfied with the time they had to wait for an appointment	0	0	N/A	89.0%	88.4%

* This is based on patients treated on this contract for their most recent course of treatment. Figures in italics indicate the base number of FP17s or Patient Questionnaire responses are less than 100. N/A is shown where the base number of responses is less than 10 during the period. % is calculated as Quantity/Base number*100

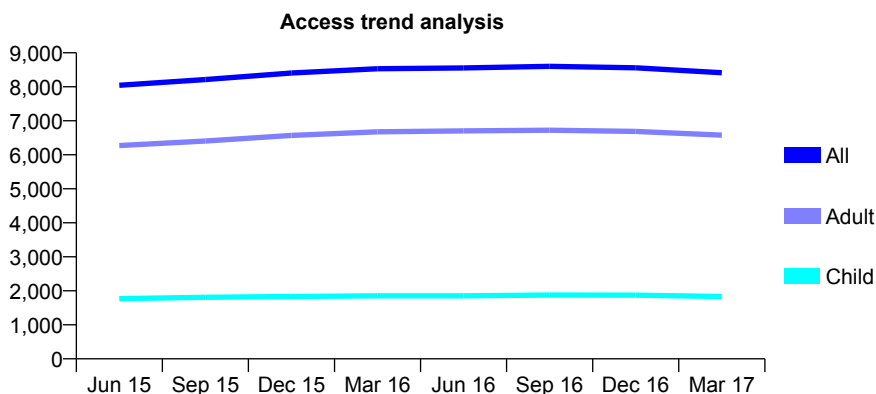
7A3 - Vital Signs At a Glance Contract Report for 145610/0001 - March 2017

Name or company name	Beynons Dental Surgery
Contract type name	GDS Contract
Purpose of contract	General
Contract start date	01/04/2009
Contract end date	

16/17 Contracted general activity (UDA)	24,396
Carry forward general activity (UDA)	1,076
16/17 Contracted orthodontic activity (UOA)	0
Carry forward orthodontic activity (UOA)	0
Baseline contract value	£546,013.85

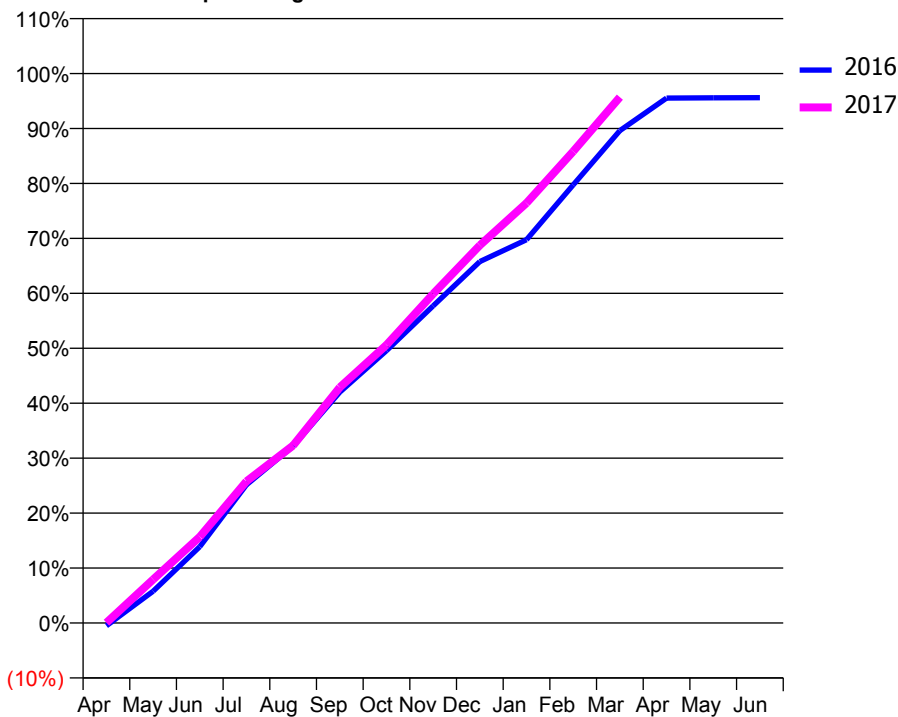
ACCESS*

Patients seen in 24 months	Total	Change since previous quarter
Quarter ending March 2016	8,531	
Quarter ending June 2016	8,556	→
Quarter ending September 2016	8,600	→
Quarter ending December 2016	8,560	→
Quarter ending March 2017	8,414	↓
Variance since March 2016	(1.4%)	↓



ACTIVITY

Cumulative percentage of contracted UDA delivered 2016 & 2017



Month	Adjusted Scheduled Activity (UDA)	
	2016	2017
April	-128	15
May	1,413	1,934
June	3,391	3,826
July	6,138	6,292
August	7,854	7,886
September	10,251	10,462
October	12,094	12,346
November	14,084	14,613
December	16,046	16,767
January	17,018	18,647
February	19,451	20,940
March	21,863	23,347
April	23,303	
May	23,319	
June	23,320	

QUALITY

	Quantity	Base Number	Contract	LHB	Wales
% of FP17s for the same patient ID Re-attending within 3 months - Children	165	2,667	6.2%	9.8%	11.3%
% of FP17s for the same patient ID Re-attending within 3 months - Adults	1,471	9,478	15.5%	14.7%	16.7%
% of FP17s for the same patient ID Re-attending between 3 & 9 months - Children	1,545	2,667	57.9%	53.0%	58.0%
% of FP17s for the same patient ID Re-attending between 3 & 9 months - Adults	5,012	9,478	52.9%	50.1%	53.7%
% of FP17s for Band 1 Urgent Courses	1,199	11,599	10.3%	9.3%	9.0%
% of FP17s Relating to Free Repair or Replacements	232	11,599	2.0%	0.7%	0.7%
% of FP17s Relating to Continuations	42	11,599	0.4%	0.7%	0.9%
% of Patients satisfied with the dentistry they have received	39	39	100.0%	95.2%	93.9%
% of Patients satisfied with the time they had to wait for an appointment	37	39	94.9%	89.0%	88.4%

* This is based on patients treated on this contract for their most recent course of treatment. Figures in italics indicate the base number of FP17s or Patient Questionnaire responses are less than 100. N/A is shown where the base number of responses is less than 10 during the period. % is calculated as Quantity/Base number*100

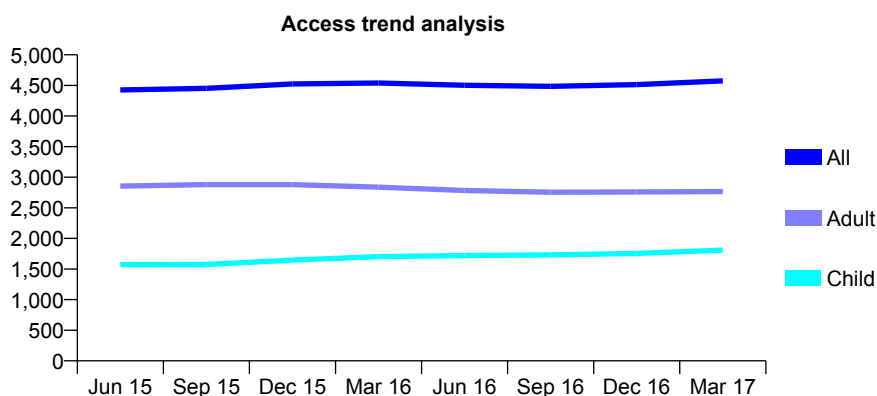
7A3 - Vital Signs At a Glance Contract Report for 147427/0001 - March 2017

Name or company name	Manor Road Dental Practice Limited
Contract type name	GDS Contract
Purpose of contract	General
Contract start date	01/08/2009
Contract end date	

16/17 Contracted general activity (UDA)	11,252
Carry forward general activity (UDA)	234
16/17 Contracted orthodontic activity (UOA)	0
Carry forward orthodontic activity (UOA)	0
Baseline contract value	£269,244.21

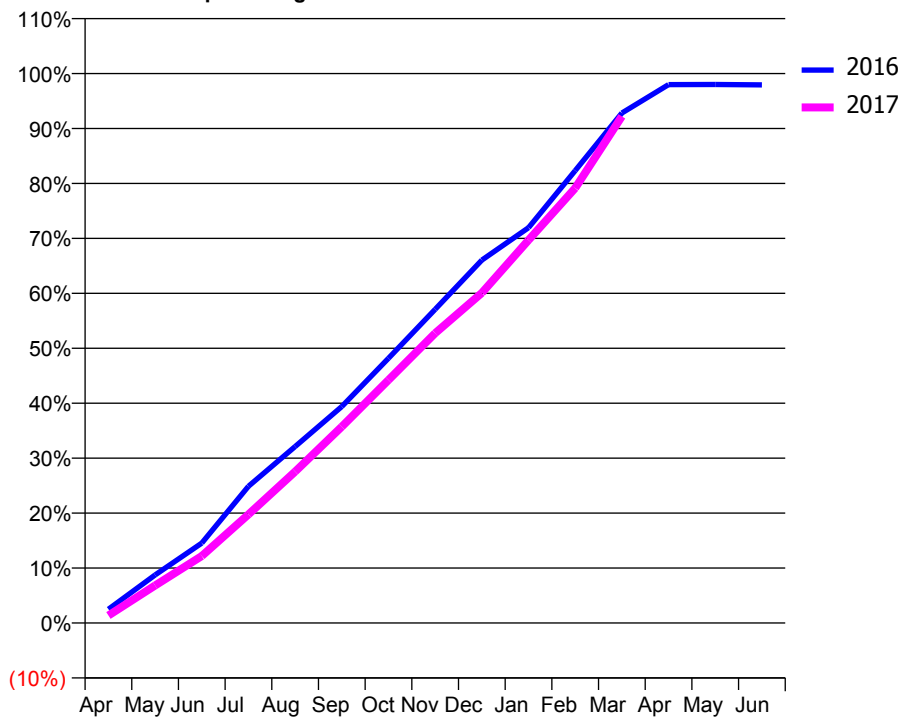
ACCESS*

Patients seen in 24 months	Total	Change since previous quarter
Quarter ending March 2016	4,539	
Quarter ending June 2016	4,503	→
Quarter ending September 2016	4,485	→
Quarter ending December 2016	4,514	→
Quarter ending March 2017	4,575	→
Variance since March 2016	0.8%	→



ACTIVITY

Cumulative percentage of contracted UDA delivered 2016 & 2017



Month	Adjusted Scheduled Activity (UDA)	
	2016	2017
April	283	155
May	986	767
June	1,637	1,371
July	2,800	2,225
August	3,613	3,101
September	4,433	4,020
October	5,421	4,976
November	6,424	5,935
December	7,431	6,760
January	8,095	7,842
February	9,264	8,905
March	10,442	10,376
April	11,024	
May	11,027	
June	11,018	

QUALITY

	Quantity	Base Number	Contract	LHB	Wales
% of FP17s for the same patient ID Re-attending within 3 months - Children	154	2,179	7.1%	9.8%	11.3%
% of FP17s for the same patient ID Re-attending within 3 months - Adults	445	2,909	15.3%	14.7%	16.7%
% of FP17s for the same patient ID Re-attending between 3 & 9 months - Children	833	2,179	38.2%	53.0%	58.0%
% of FP17s for the same patient ID Re-attending between 3 & 9 months - Adults	768	2,909	26.4%	50.1%	53.7%
% of FP17s for Band 1 Urgent Courses	984	4,876	20.2%	9.3%	9.0%
% of FP17s Relating to Free Repair or Replacements	7	4,876	0.1%	0.7%	0.7%
% of FP17s Relating to Continuations	19	4,876	0.4%	0.7%	0.9%
% of Patients satisfied with the dentistry they have received	6	6	N/A	95.2%	93.9%
% of Patients satisfied with the time they had to wait for an appointment	6	6	N/A	89.0%	88.4%

* This is based on patients treated on this contract for their most recent course of treatment. Figures in italics indicate the base number of FP17s or Patient Questionnaire responses are less than 100. N/A is shown where the base number of responses is less than 10 during the period. % is calculated as Quantity/Base number*100

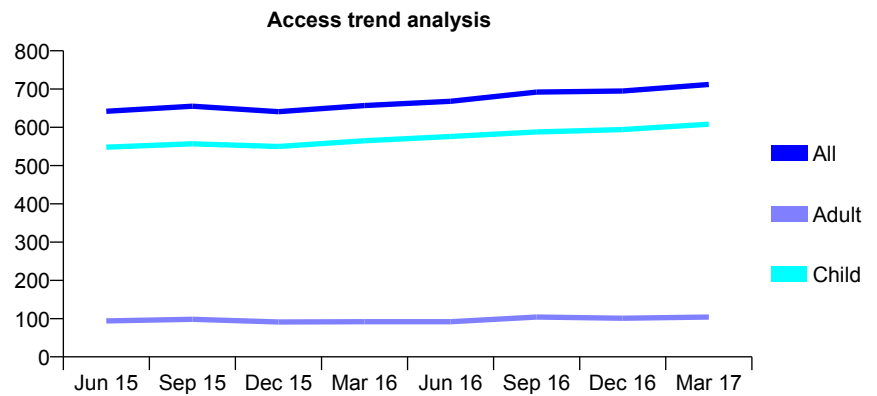
7A3 - Vital Signs At a Glance Contract Report for 147540/0001 - March 2017

Name or company name	Marsh Dental Surgery
Contract type name	GDS Contract
Purpose of contract	General
Contract start date	01/04/2006
Contract end date	

16/17 Contracted general activity (UDA)	1,650
Carry forward general activity (UDA)	0
16/17 Contracted orthodontic activity (UOA)	0
Carry forward orthodontic activity (UOA)	0
Baseline contract value	£36,745.57

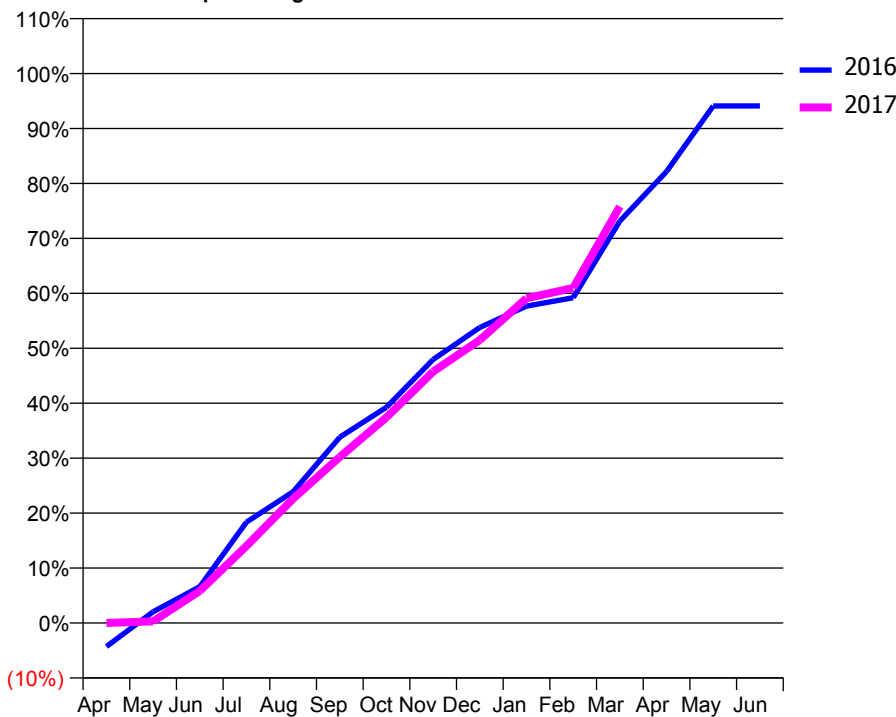
ACCESS*

Patients seen in 24 months	Total	Change since previous quarter
Quarter ending March 2016	657	
Quarter ending June 2016	668	→
Quarter ending September 2016	692	↑
Quarter ending December 2016	695	→
Quarter ending March 2017	712	↑
Variance since March 2016	8.4%	↑



ACTIVITY

Cumulative percentage of contracted UDA delivered 2016 & 2017



Month	Adjusted Scheduled Activity (UDA)	
	2016	2017
April	-71	0
May	34	5
June	109	96
July	303	231
August	394	373
September	558	499
October	648	618
November	791	755
December	887	850
January	952	975
February	977	1,006
March	1,207	1,251
April	1,355	
May	1,552	
June	1,552	

QUALITY

	Quantity	Base Number	Contract	LHB	Wales
% of FP17s for the same patient ID Re-attending within 3 months - Children	63	917	6.9%	9.8%	11.3%
% of FP17s for the same patient ID Re-attending within 3 months - Adults	3	43	7.0%	14.7%	16.7%
% of FP17s for the same patient ID Re-attending between 3 & 9 months - Children	557	917	60.7%	53.0%	58.0%
% of FP17s for the same patient ID Re-attending between 3 & 9 months - Adults	30	43	69.8%	50.1%	53.7%
% of FP17s for Band 1 Urgent Courses	8	799	1.0%	9.3%	9.0%
% of FP17s Relating to Free Repair or Replacements	0	799	0.0%	0.7%	0.7%
% of FP17s Relating to Continuations	0	799	0.0%	0.7%	0.9%
% of Patients satisfied with the dentistry they have received	2	2	N/A	95.2%	93.9%
% of Patients satisfied with the time they had to wait for an appointment	2	2	N/A	89.0%	88.4%

* This is based on patients treated on this contract for their most recent course of treatment. Figures in italics indicate the base number of FP17s or Patient Questionnaire responses are less than 100. N/A is shown where the base number of responses is less than 10 during the period. % is calculated as Quantity/Base number*100

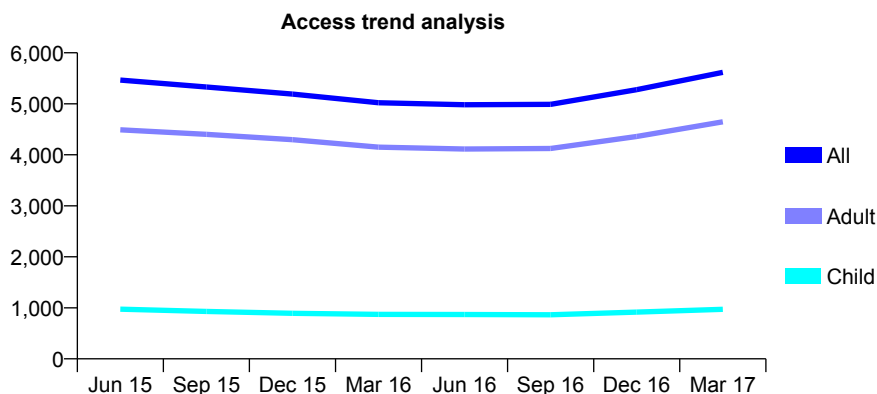
7A3 - Vital Signs At a Glance Contract Report for 148830/0001 - March 2017

Name or company name	United Dental Ltd
Contract type name	GDS Contract
Purpose of contract	General
Contract start date	01/04/2006
Contract end date	

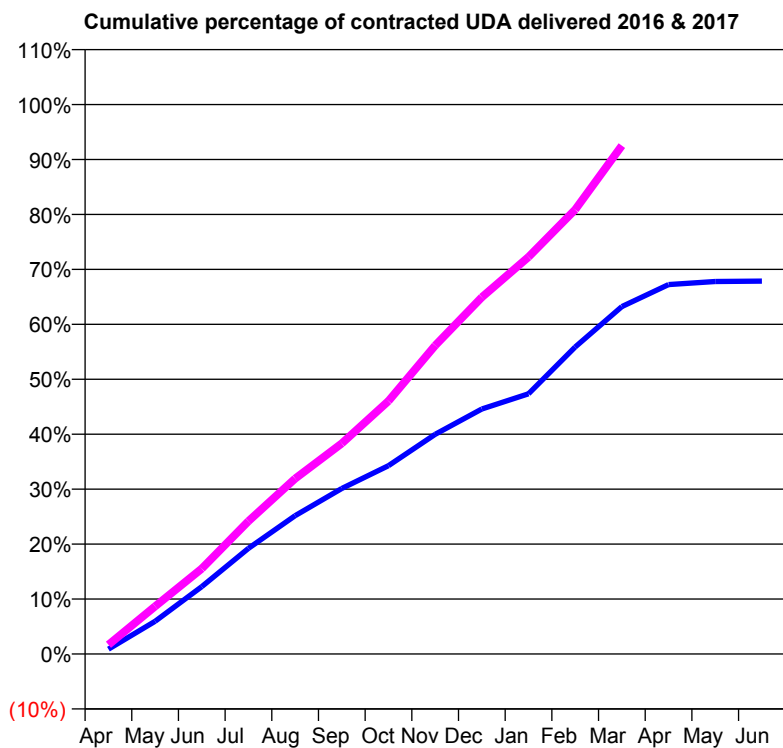
16/17 Contracted general activity (UDA)	16,210
Carry forward general activity (UDA)	0
16/17 Contracted orthodontic activity (UOA)	0
Carry forward orthodontic activity (UOA)	0
Baseline contract value	£377,674.13

ACCESS*

Patients seen in 24 months	Total	Change since previous quarter
Quarter ending March 2016	5,021	
Quarter ending June 2016	4,982	→
Quarter ending September 2016	4,990	→
Quarter ending December 2016	5,277	↑
Quarter ending March 2017	5,618	↑
Variance since March 2016	11.9%	↑



ACTIVITY



Month	Adjusted Scheduled Activity (UDA)	
	2016	2017
April	145	272
May	965	1,406
June	1,988	2,519
July	3,116	3,919
August	4,083	5,175
September	4,882	6,213
October	5,554	7,465
November	6,480	9,102
December	7,228	10,524
January	7,678	11,714
February	9,057	13,109
March	10,251	14,996
April	10,900	
May	10,989	
June	11,002	

QUALITY

	Quantity	Base Number	Contract	LHB	Wales
% of FP17s for the same patient ID Re-attending within 3 months - Children	49	1,167	4.2%	9.8%	11.3%
% of FP17s for the same patient ID Re-attending within 3 months - Adults	551	5,504	10.0%	14.7%	16.7%
% of FP17s for the same patient ID Re-attending between 3 & 9 months - Children	323	1,167	27.7%	53.0%	58.0%
% of FP17s for the same patient ID Re-attending between 3 & 9 months - Adults	1,487	5,504	27.0%	50.1%	53.7%
% of FP17s for Band 1 Urgent Courses	338	6,347	5.3%	9.3%	9.0%
% of FP17s Relating to Free Repair or Replacements	72	6,347	1.1%	0.7%	0.7%
% of FP17s Relating to Continuations	51	6,347	0.8%	0.7%	0.9%
% of Patients satisfied with the dentistry they have received	27	30	90.0%	95.2%	93.9%
% of Patients satisfied with the time they had to wait for an appointment	26	30	86.7%	89.0%	88.4%

* This is based on patients treated on this contract for their most recent course of treatment. Figures in italics indicate the base number of FP17s or Patient Questionnaire responses are less than 100. N/A is shown where the base number of responses is less than 10 during the period. % is calculated as Quantity/Base number*100

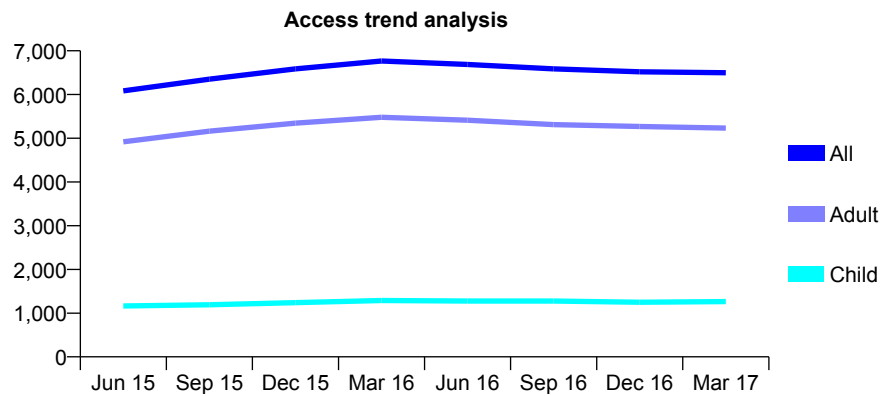
7A3 - Vital Signs At a Glance Contract Report for 150215/0001 - March 2017

Name or company name	T Metcalfe
Contract type name	GDS Contract
Purpose of contract	General
Contract start date	01/04/2014
Contract end date	

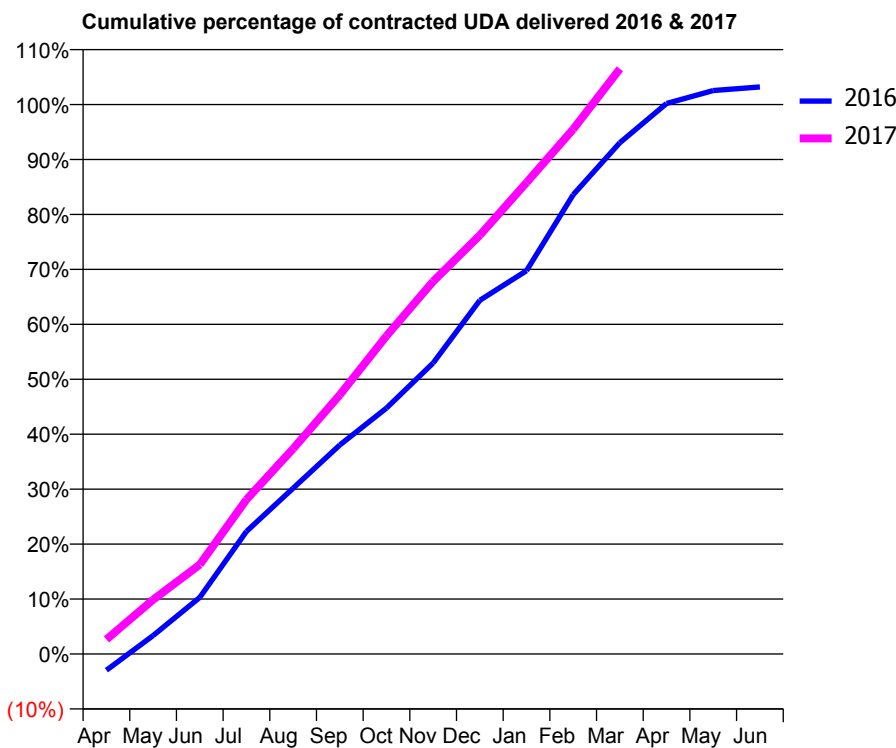
16/17 Contracted general activity (UDA)	16,447
Carry forward general activity (UDA)	203
16/17 Contracted orthodontic activity (UOA)	0
Carry forward orthodontic activity (UOA)	0
Baseline contract value	£377,891.37

ACCESS*

Patients seen in 24 months	Total	Change since previous quarter
Quarter ending March 2016	6,767	
Quarter ending June 2016	6,688	↓
Quarter ending September 2016	6,587	↓
Quarter ending December 2016	6,519	↓
Quarter ending March 2017	6,498	→
Variance since March 2016	(4.0%)	↓



ACTIVITY



Month	Adjusted Scheduled Activity (UDA)	
	2016	2017
April	-488	437
May	554	1,627
June	1,695	2,676
July	3,672	4,623
August	4,963	6,146
September	6,257	7,759
October	7,363	9,523
November	8,711	11,154
December	10,587	12,533
January	11,474	14,110
February	13,748	15,707
March	15,306	17,516
April	16,478	
May	16,866	
June	16,972	

QUALITY

	Quantity	Base Number	Contract	LHB	Wales
% of FP17s for the same patient ID Re-attending within 3 months - Children	128	1,655	7.7%	9.8%	11.3%
% of FP17s for the same patient ID Re-attending within 3 months - Adults	1,039	7,316	14.2%	14.7%	16.7%
% of FP17s for the same patient ID Re-attending between 3 & 9 months - Children	713	1,655	43.1%	53.0%	58.0%
% of FP17s for the same patient ID Re-attending between 3 & 9 months - Adults	3,400	7,316	46.5%	50.1%	53.7%
% of FP17s for Band 1 Urgent Courses	434	8,245	5.3%	9.3%	9.0%
% of FP17s Relating to Free Repair or Replacements	37	8,245	0.4%	0.7%	0.7%
% of FP17s Relating to Continuations	51	8,245	0.6%	0.7%	0.9%
% of Patients satisfied with the dentistry they have received	67	68	98.5%	95.2%	93.9%
% of Patients satisfied with the time they had to wait for an appointment	65	68	95.6%	89.0%	88.4%

* This is based on patients treated on this contract for their most recent course of treatment. Figures in italics indicate the base number of FP17s or Patient Questionnaire responses are less than 100. N/A is shown where the base number of responses is less than 10 during the period. % is calculated as Quantity/Base number*100

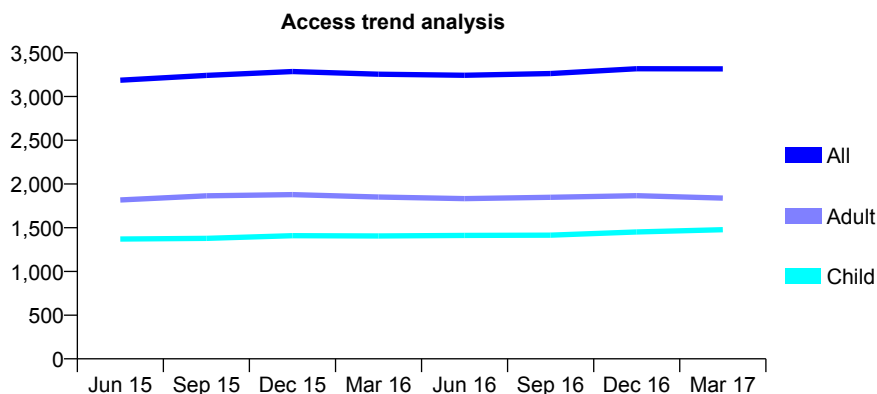
7A3 - Vital Signs At a Glance Contract Report for 152501/0001 - March 2017

Name or company name	Gower Healthcare Limited
Contract type name	GDS Contract
Purpose of contract	General and Orthodontic
Contract start date	01/04/2010
Contract end date	

16/17 Contracted general activity (UDA)	11,740
Carry forward general activity (UDA)	0
16/17 Contracted orthodontic activity (UOA)	8
Carry forward orthodontic activity (UOA)	0
Baseline contract value	£268,963.40

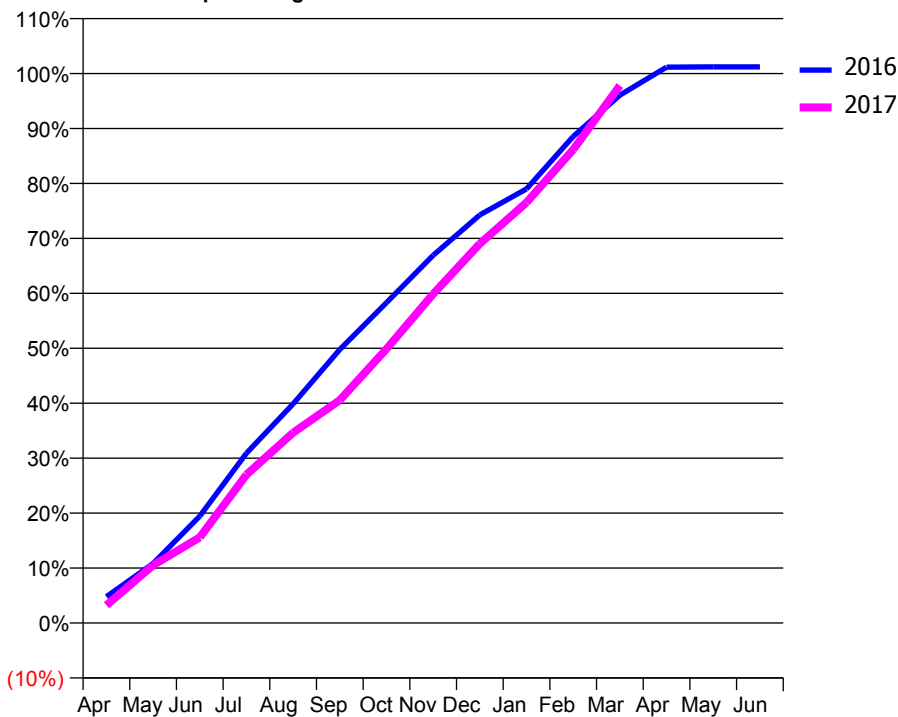
ACCESS*

Patients seen in 24 months	Total	Change since previous quarter
Quarter ending March 2016	3,255	
Quarter ending June 2016	3,243	→
Quarter ending September 2016	3,263	→
Quarter ending December 2016	3,317	→
Quarter ending March 2017	3,316	→
Variance since March 2016	1.9%	→



ACTIVITY

Cumulative percentage of contracted UDA delivered 2016 & 2017



Month	Adjusted Scheduled Activity (UDA)	
	2016	2017
April	545	381
May	1,232	1,235
June	2,213	1,830
July	3,514	3,170
August	4,538	4,067
September	5,662	4,761
October	6,632	5,857
November	7,612	7,029
December	8,446	8,105
January	8,985	8,985
February	10,072	10,115
March	10,927	11,482
April	11,506	
May	11,511	
June	11,510	

QUALITY

	Quantity	Base Number	Contract	LHB	Wales
% of FP17s for the same patient ID Re-attending within 3 months - Children	215	2,616	8.2%	9.8%	11.3%
% of FP17s for the same patient ID Re-attending within 3 months - Adults	443	2,711	16.3%	14.7%	16.7%
% of FP17s for the same patient ID Re-attending between 3 & 9 months - Children	1,769	2,616	67.6%	53.0%	58.0%
% of FP17s for the same patient ID Re-attending between 3 & 9 months - Adults	1,636	2,711	60.3%	50.1%	53.7%
% of FP17s for Band 1 Urgent Courses	261	5,033	5.2%	9.3%	9.0%
% of FP17s Relating to Free Repair or Replacements	50	5,033	1.0%	0.7%	0.7%
% of FP17s Relating to Continuations	3	5,033	0.1%	0.7%	0.9%
% of Patients satisfied with the dentistry they have received	16	16	100.0%	95.2%	93.9%
% of Patients satisfied with the time they had to wait for an appointment	15	16	93.8%	89.0%	88.4%

* This is based on patients treated on this contract for their most recent course of treatment. Figures in italics indicate the base number of FP17s or Patient Questionnaire responses are less than 100. N/A is shown where the base number of responses is less than 10 during the period. % is calculated as Quantity/Base number*100

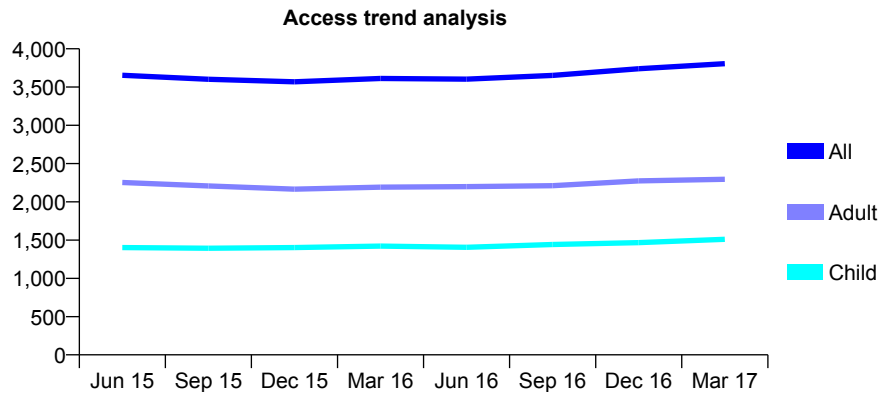
7A3 - Vital Signs At a Glance Contract Report for 153729/0001 - March 2017

Name or company name	Dr EV Johnstone, Dr D Ainsworth and Dr J
Contract type name	GDS Contract
Purpose of contract	General and Orthodontic
Contract start date	01/04/2006
Contract end date	

16/17 Contracted general activity (UDA)	9,742
Carry forward general activity (UDA)	51
16/17 Contracted orthodontic activity (UOA)	694
Carry forward orthodontic activity (UOA)	0
Baseline contract value	£426,685.19

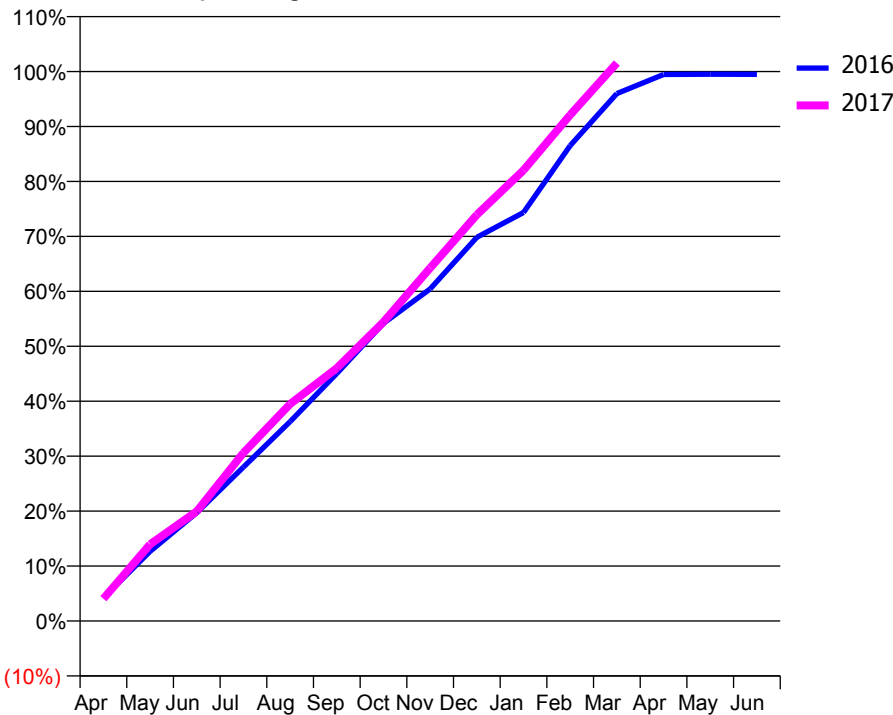
ACCESS*

Patients seen in 24 months	Total	Change since previous quarter
Quarter ending March 2016	3,613	
Quarter ending June 2016	3,604	→
Quarter ending September 2016	3,653	→
Quarter ending December 2016	3,740	↑
Quarter ending March 2017	3,805	→
Variance since March 2016	5.3%	↑



ACTIVITY

Cumulative percentage of contracted UDA delivered 2016 & 2017



Month	Adjusted Scheduled Activity (UDA)	
	2016	2017
April	409	397
May	1,235	1,361
June	1,922	1,945
July	2,729	2,983
August	3,536	3,847
September	4,389	4,484
October	5,279	5,302
November	5,889	6,259
December	6,804	7,202
January	7,243	7,992
February	8,429	8,973
March	9,351	9,893
April	9,690	
May	9,694	
June	9,691	

QUALITY

	Quantity	Base Number	Contract	LHB	Wales
% of FP17s for the same patient ID Re-attending within 3 months - Children	258	2,433	10.6%	9.8%	11.3%
% of FP17s for the same patient ID Re-attending within 3 months - Adults	482	3,325	14.5%	14.7%	16.7%
% of FP17s for the same patient ID Re-attending between 3 & 9 months - Children	1,338	2,433	55.0%	53.0%	58.0%
% of FP17s for the same patient ID Re-attending between 3 & 9 months - Adults	1,812	3,325	54.5%	50.1%	53.7%
% of FP17s for Band 1 Urgent Courses	521	5,442	9.6%	9.3%	9.0%
% of FP17s Relating to Free Repair or Replacements	20	5,442	0.4%	0.7%	0.7%
% of FP17s Relating to Continuations	1	5,442	0.0%	0.7%	0.9%
% of Patients satisfied with the dentistry they have received	12	12	100.0%	95.2%	93.9%
% of Patients satisfied with the time they had to wait for an appointment	10	12	83.3%	89.0%	88.4%

* This is based on patients treated on this contract for their most recent course of treatment. Figures in italics indicate the base number of FP17s or Patient Questionnaire responses are less than 100. N/A is shown where the base number of responses is less than 10 during the period. % is calculated as Quantity/Base number*100

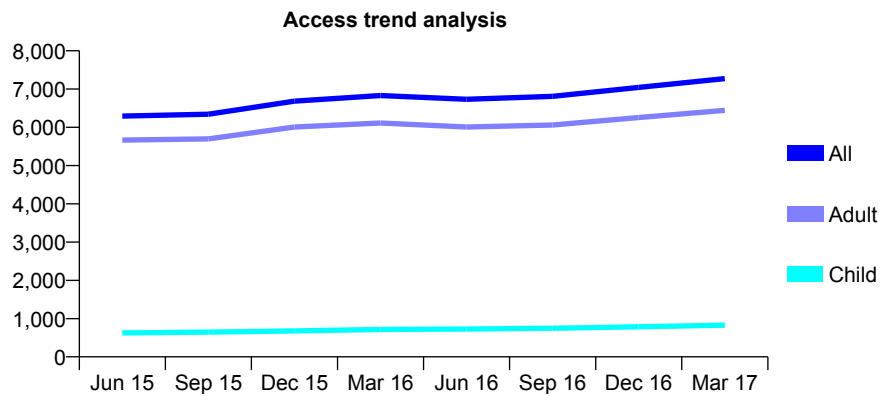
7A3 - Vital Signs At a Glance Contract Report for 155721/0001 - March 2017

Name or company name	University Dental Care
Contract type name	GDS Contract
Purpose of contract	General
Contract start date	01/04/2012
Contract end date	

16/17 Contracted general activity (UDA)	15,442
Carry forward general activity (UDA)	651
16/17 Contracted orthodontic activity (UOA)	0
Carry forward orthodontic activity (UOA)	0
Baseline contract value	£430,841.66

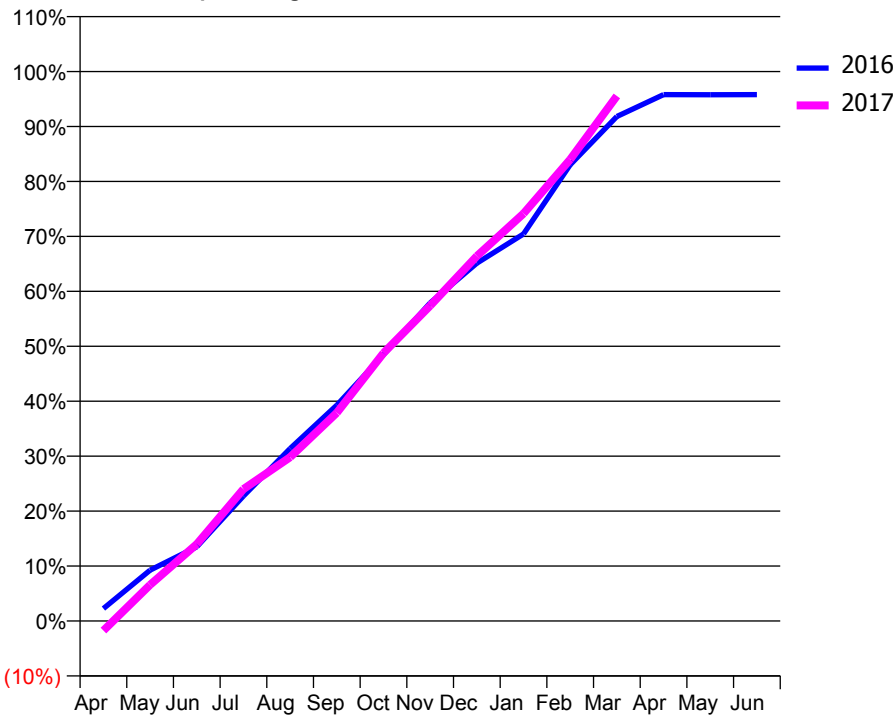
ACCESS*

Patients seen in 24 months	Total	Change since previous quarter
Quarter ending March 2016	6,830	
Quarter ending June 2016	6,733	↓
Quarter ending September 2016	6,808	→
Quarter ending December 2016	7,042	↑
Quarter ending March 2017	7,272	↑
Variance since March 2016	6.5%	↑



ACTIVITY

Cumulative percentage of contracted UDA delivered 2016 & 2017



Month	Adjusted Scheduled Activity (UDA)	
	2016	2017
April	350	-271
May	1,428	1,016
June	2,085	2,159
July	3,514	3,708
August	4,845	4,603
September	6,066	5,853
October	7,485	7,530
November	8,938	8,861
December	10,057	10,255
January	10,877	11,449
February	12,823	12,972
March	14,178	14,754
April	14,791	
May	14,790	
June	14,791	

QUALITY

	Quantity	Base Number	Contract	LHB	Wales
% of FP17s for the same patient ID Re-attending within 3 months - Children	87	1,179	7.4%	9.8%	11.3%
% of FP17s for the same patient ID Re-attending within 3 months - Adults	1,168	7,733	15.1%	14.7%	16.7%
% of FP17s for the same patient ID Re-attending between 3 & 9 months - Children	682	1,179	57.8%	53.0%	58.0%
% of FP17s for the same patient ID Re-attending between 3 & 9 months - Adults	3,541	7,733	45.8%	50.1%	53.7%
% of FP17s for Band 1 Urgent Courses	854	8,609	9.9%	9.3%	9.0%
% of FP17s Relating to Free Repair or Replacements	67	8,609	0.8%	0.7%	0.7%
% of FP17s Relating to Continuations	39	8,609	0.5%	0.7%	0.9%
% of Patients satisfied with the dentistry they have received	25	27	92.6%	95.2%	93.9%
% of Patients satisfied with the time they had to wait for an appointment	23	27	85.2%	89.0%	88.4%

* This is based on patients treated on this contract for their most recent course of treatment. Figures in italics indicate the base number of FP17s or Patient Questionnaire responses are less than 100. N/A is shown where the base number of responses is less than 10 during the period. % is calculated as Quantity/Base number*100

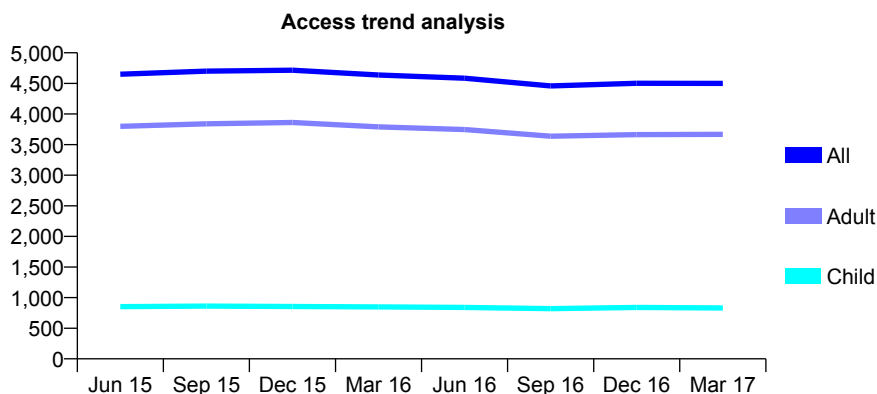
7A3 - Vital Signs At a Glance Contract Report for 158194/0005 - March 2017

Name or company name	Denticare Ltd
Contract type name	GDS Contract
Purpose of contract	General
Contract start date	01/04/2006
Contract end date	

16/17 Contracted general activity (UDA)	14,818
Carry forward general activity (UDA)	527
16/17 Contracted orthodontic activity (UOA)	0
Carry forward orthodontic activity (UOA)	0
Baseline contract value	£340,473.44

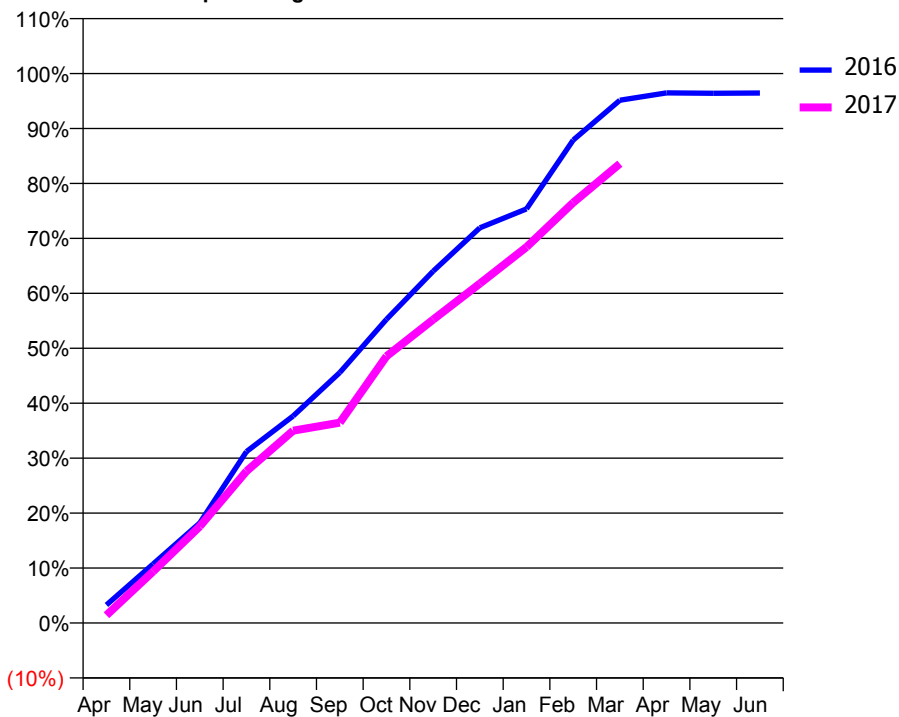
ACCESS*

Patients seen in 24 months	Total	Change since previous quarter
Quarter ending March 2016	4,638	
Quarter ending June 2016	4,586	↓
Quarter ending September 2016	4,458	↓
Quarter ending December 2016	4,503	→
Quarter ending March 2017	4,499	→
Variance since March 2016	(3.0%)	↓



ACTIVITY

Cumulative percentage of contracted UDA delivered 2016 & 2017



Month	Adjusted Scheduled Activity (UDA)	
	2016	2017
April	488	211
May	1,591	1,391
June	2,699	2,606
July	4,624	4,093
August	5,583	5,188
September	6,755	5,401
October	8,189	7,192
November	9,488	8,184
December	10,656	9,154
January	11,167	10,137
February	13,021	11,336
March	14,098	12,387
April	14,296	
May	14,284	
June	14,291	

QUALITY

	Quantity	Base Number	Contract	LHB	Wales
% of FP17s for the same patient ID Re-attending within 3 months - Children	59	1,207	4.9%	9.8%	11.3%
% of FP17s for the same patient ID Re-attending within 3 months - Adults	397	4,920	8.1%	14.7%	16.7%
% of FP17s for the same patient ID Re-attending between 3 & 9 months - Children	618	1,207	51.2%	53.0%	58.0%
% of FP17s for the same patient ID Re-attending between 3 & 9 months - Adults	2,631	4,920	53.5%	50.1%	53.7%
% of FP17s for Band 1 Urgent Courses	177	6,038	2.9%	9.3%	9.0%
% of FP17s Relating to Free Repair or Replacements	21	6,038	0.3%	0.7%	0.7%
% of FP17s Relating to Continuations	61	6,038	1.0%	0.7%	0.9%
% of Patients satisfied with the dentistry they have received	12	15	80.0%	95.2%	93.9%
% of Patients satisfied with the time they had to wait for an appointment	11	15	73.3%	89.0%	88.4%

* This is based on patients treated on this contract for their most recent course of treatment. Figures in italics indicate the base number of FP17s or Patient Questionnaire responses are less than 100. N/A is shown where the base number of responses is less than 10 during the period. % is calculated as Quantity/Base number*100

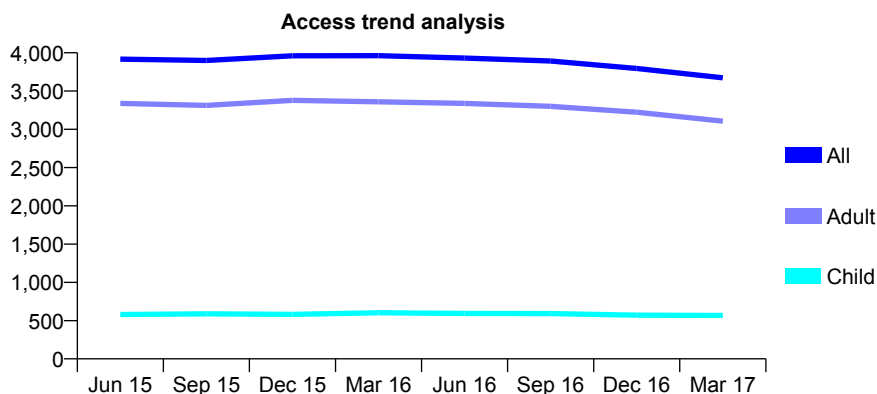
7A3 - Vital Signs At a Glance Contract Report for 158194/0011 - March 2017

Name or company name	Denticare Ltd
Contract type name	GDS Contract
Purpose of contract	General
Contract start date	01/04/2006
Contract end date	

16/17 Contracted general activity (UDA)	13,462
Carry forward general activity (UDA)	283
16/17 Contracted orthodontic activity (UOA)	0
Carry forward orthodontic activity (UOA)	0
Baseline contract value	£402,148.35

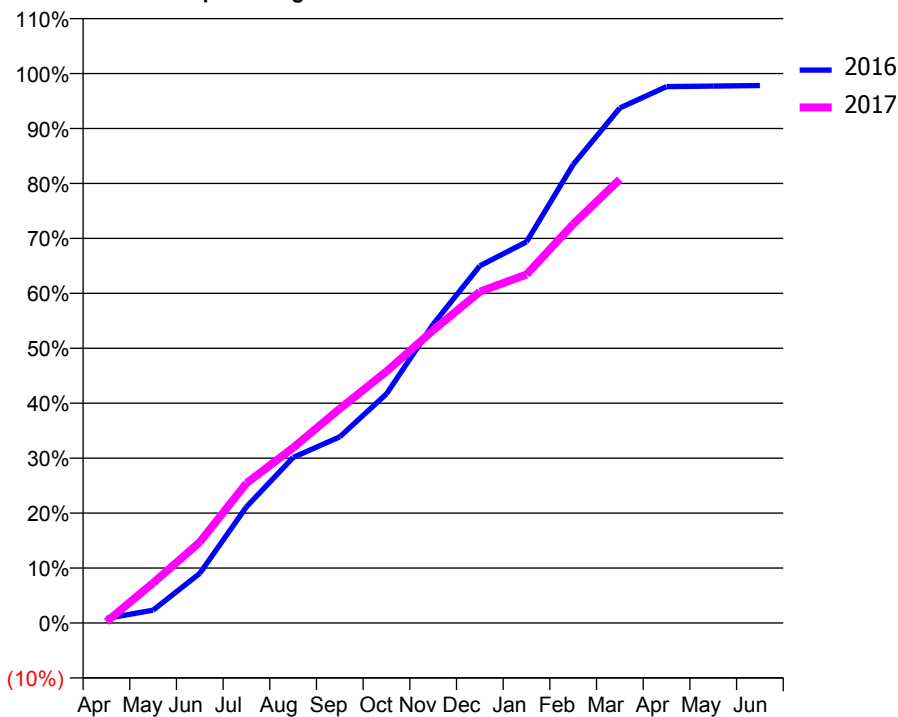
ACCESS*

Patients seen in 24 months	Total	Change since previous quarter
Quarter ending March 2016	3,963	
Quarter ending June 2016	3,932	→
Quarter ending September 2016	3,892	↓
Quarter ending December 2016	3,795	↓
Quarter ending March 2017	3,674	↓
Variance since March 2016	(7.3%)	↓



ACTIVITY

Cumulative percentage of contracted UDA delivered 2016 & 2017



Month	Adjusted Scheduled Activity (UDA)	
	2016	2017
April	104	33
May	289	981
June	1,119	1,980
July	2,621	3,425
August	3,732	4,294
September	4,198	5,252
October	5,164	6,163
November	6,735	7,173
December	8,050	8,117
January	8,590	8,537
February	10,334	9,772
March	11,608	10,872
April	12,088	
May	12,101	
June	12,113	

QUALITY

	Quantity	Base Number	Contract	LHB	Wales
% of FP17s for the same patient ID Re-attending within 3 months - Children	52	806	6.5%	9.8%	11.3%
% of FP17s for the same patient ID Re-attending within 3 months - Adults	580	4,631	12.5%	14.7%	16.7%
% of FP17s for the same patient ID Re-attending between 3 & 9 months - Children	493	806	61.2%	53.0%	58.0%
% of FP17s for the same patient ID Re-attending between 3 & 9 months - Adults	2,906	4,631	62.8%	50.1%	53.7%
% of FP17s for Band 1 Urgent Courses	364	5,218	7.0%	9.3%	9.0%
% of FP17s Relating to Free Repair or Replacements	40	5,218	0.8%	0.7%	0.7%
% of FP17s Relating to Continuations	46	5,218	0.9%	0.7%	0.9%
% of Patients satisfied with the dentistry they have received	23	24	95.8%	95.2%	93.9%
% of Patients satisfied with the time they had to wait for an appointment	21	24	87.5%	89.0%	88.4%

* This is based on patients treated on this contract for their most recent course of treatment. Figures in italics indicate the base number of FP17s or Patient Questionnaire responses are less than 100. N/A is shown where the base number of responses is less than 10 during the period. % is calculated as Quantity/Base number*100

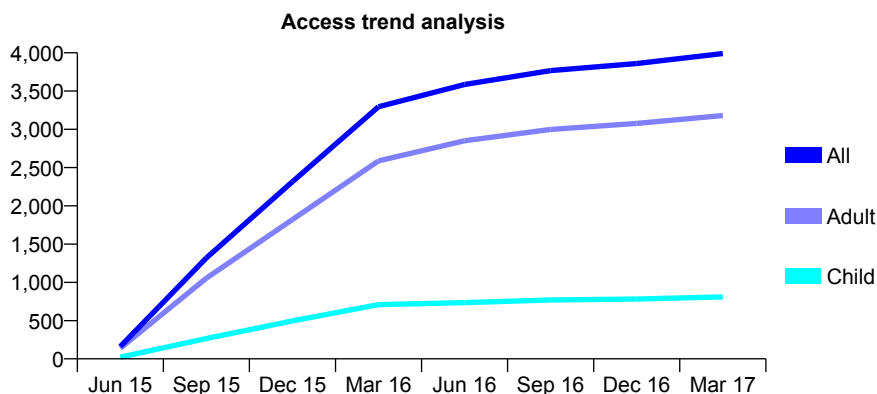
7A3 - Vital Signs At a Glance Contract Report for 163120/0001 - March 2017

Name or company name	OASIS DENTAL CARE LTD
Contract type name	GDS Contract
Purpose of contract	General
Contract start date	01/06/2015
Contract end date	

16/17 Contracted general activity (UDA)	13,369
Carry forward general activity (UDA)	0
16/17 Contracted orthodontic activity (UOA)	0
Carry forward orthodontic activity (UOA)	0
Baseline contract value	£380,429.39

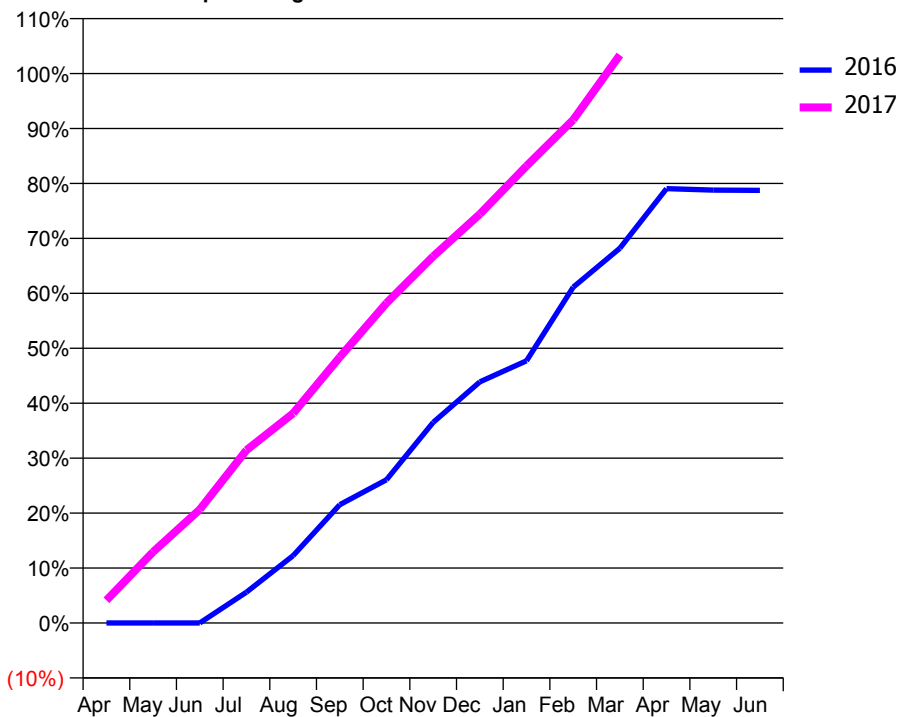
ACCESS*

Patients seen in 24 months	Total	Change since previous quarter
Quarter ending March 2016	3,295	
Quarter ending June 2016	3,586	↑
Quarter ending September 2016	3,767	↑
Quarter ending December 2016	3,859	↑
Quarter ending March 2017	3,990	↑
Variance since March 2016	21.1%	↑



ACTIVITY

Cumulative percentage of contracted UDA delivered 2016 & 2017



Adjusted Scheduled Activity (UDA)

Month	2016	2017
April	0	552
May	0	1,731
June	0	2,764
July	750	4,206
August	1,639	5,101
September	2,880	6,471
October	3,487	7,784
November	4,881	8,921
December	5,868	9,947
January	6,378	11,120
February	8,169	12,242
March	9,116	13,820
April	10,568	
May	10,532	
June	10,527	

QUALITY

	Quantity	Base Number	Contract	LHB	Wales
% of FP17s for the same patient ID Re-attending within 3 months - Children	75	1,346	5.6%	9.8%	11.3%
% of FP17s for the same patient ID Re-attending within 3 months - Adults	668	5,353	12.5%	14.7%	16.7%
% of FP17s for the same patient ID Re-attending between 3 & 9 months - Children	843	1,346	62.6%	53.0%	58.0%
% of FP17s for the same patient ID Re-attending between 3 & 9 months - Adults	3,307	5,353	61.8%	50.1%	53.7%
% of FP17s for Band 1 Urgent Courses	416	6,078	6.8%	9.3%	9.0%
% of FP17s Relating to Free Repair or Replacements	27	6,078	0.4%	0.7%	0.7%
% of FP17s Relating to Continuations	1	6,078	0.0%	0.7%	0.9%
% of Patients satisfied with the dentistry they have received	23	25	92.0%	95.2%	93.9%
% of Patients satisfied with the time they had to wait for an appointment	23	25	92.0%	89.0%	88.4%

* This is based on patients treated on this contract for their most recent course of treatment. Figures in italics indicate the base number of FP17s or Patient Questionnaire responses are less than 100. N/A is shown where the base number of responses is less than 10 during the period. % is calculated as Quantity/Base number*100

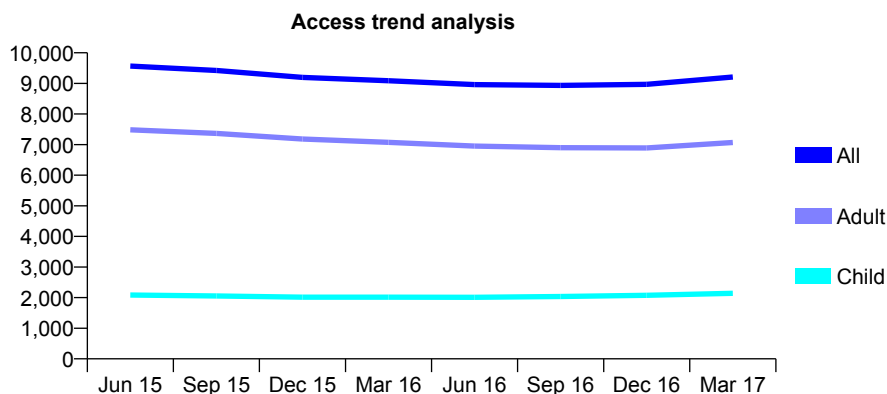
7A3 - Vital Signs At a Glance Contract Report for 165840/0001 - March 2017

Name or company name	Nicola Hall Limited
Contract type name	GDS Contract
Purpose of contract	General
Contract start date	01/09/2010
Contract end date	

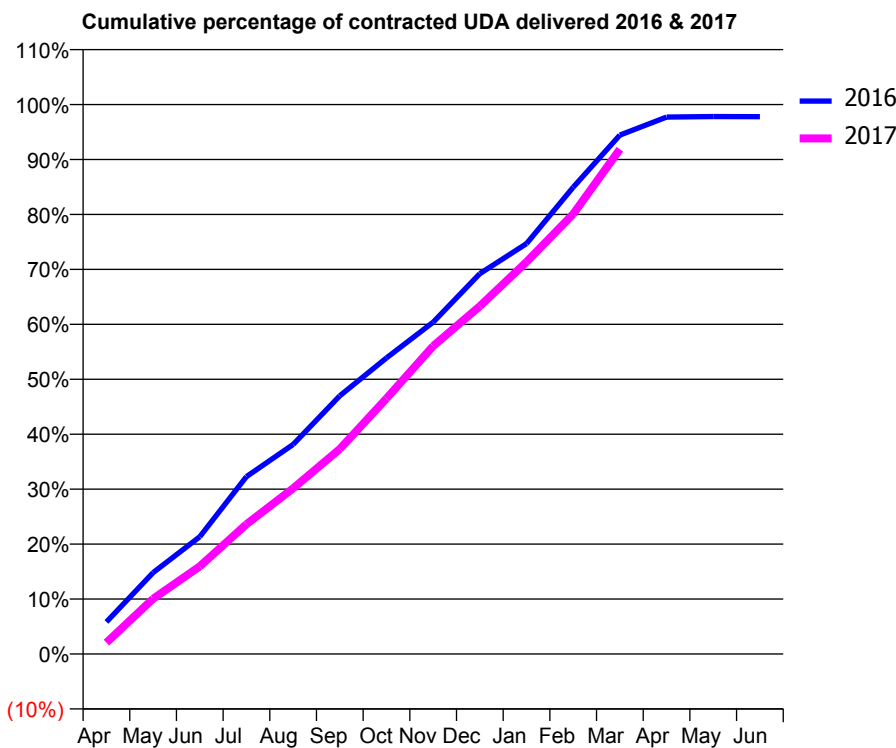
16/17 Contracted general activity (UDA)	28,287
Carry forward general activity (UDA)	625
16/17 Contracted orthodontic activity (UOA)	0
Carry forward orthodontic activity (UOA)	0
Baseline contract value	£726,788.04

ACCESS*

Patients seen in 24 months	Total	Change since previous quarter
Quarter ending March 2016	9,088	
Quarter ending June 2016	8,962	↓
Quarter ending September 2016	8,935	→
Quarter ending December 2016	8,969	→
Quarter ending March 2017	9,210	↑
Variance since March 2016	1.3%	→



ACTIVITY



Month	Adjusted Scheduled Activity (UDA)	
	2016	2017
April	1,652	587
May	4,191	2,848
June	6,037	4,515
July	9,133	6,681
August	10,788	8,529
September	13,290	10,552
October	15,241	13,154
November	17,084	15,855
December	19,581	17,904
January	21,126	20,187
February	24,026	22,647
March	26,710	25,986
April	27,638	
May	27,665	
June	27,662	

QUALITY

	Quantity	Base Number	Contract	LHB	Wales
% of FP17s for the same patient ID Re-attending within 3 months - Children	235	3,211	7.3%	9.8%	11.3%
% of FP17s for the same patient ID Re-attending within 3 months - Adults	1,382	10,061	13.7%	14.7%	16.7%
% of FP17s for the same patient ID Re-attending between 3 & 9 months - Children	1,719	3,211	53.5%	53.0%	58.0%
% of FP17s for the same patient ID Re-attending between 3 & 9 months - Adults	4,827	10,061	48.0%	50.1%	53.7%
% of FP17s for Band 1 Urgent Courses	1,015	12,863	7.9%	9.3%	9.0%
% of FP17s Relating to Free Repair or Replacements	106	12,863	0.8%	0.7%	0.7%
% of FP17s Relating to Continuations	46	12,863	0.4%	0.7%	0.9%
% of Patients satisfied with the dentistry they have received	51	53	96.2%	95.2%	93.9%
% of Patients satisfied with the time they had to wait for an appointment	45	53	84.9%	89.0%	88.4%

* This is based on patients treated on this contract for their most recent course of treatment. Figures in italics indicate the base number of FP17s or Patient Questionnaire responses are less than 100. N/A is shown where the base number of responses is less than 10 during the period. % is calculated as Quantity/Base number*100

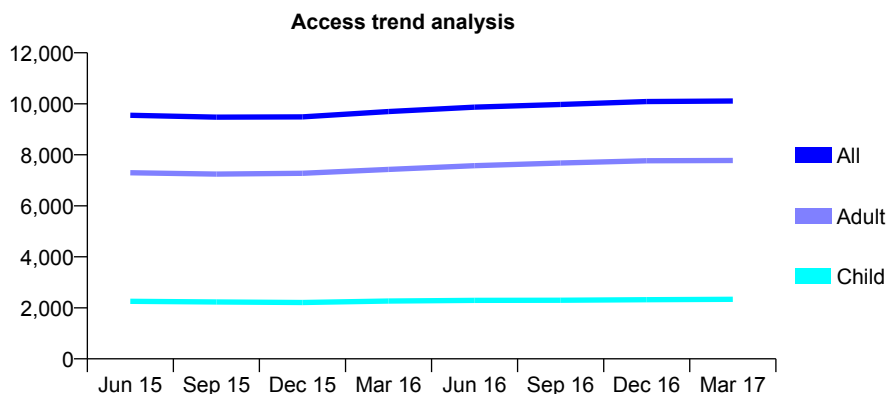
7A3 - Vital Signs At a Glance Contract Report for 169714/0001 - March 2017

Name or company name	Pantyyfynon Limited
Contract type name	GDS Contract
Purpose of contract	General
Contract start date	01/04/2011
Contract end date	

16/17 Contracted general activity (UDA)	22,834
Carry forward general activity (UDA)	0
16/17 Contracted orthodontic activity (UOA)	0
Carry forward orthodontic activity (UOA)	0
Baseline contract value	£524,648.03

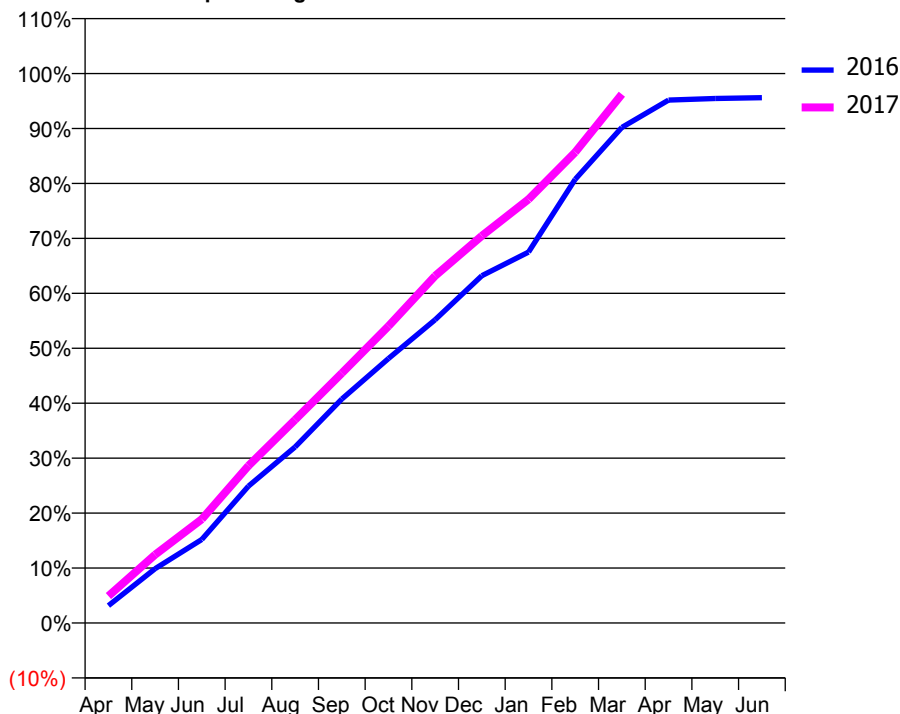
ACCESS*

Patients seen in 24 months	Total	Change since previous quarter
Quarter ending March 2016	9,695	
Quarter ending June 2016	9,871	→
Quarter ending September 2016	9,975	→
Quarter ending December 2016	10,087	→
Quarter ending March 2017	10,112	→
Variance since March 2016	4.3%	↑



ACTIVITY

Cumulative percentage of contracted UDA delivered 2016 & 2017



Month	Adjusted Scheduled Activity (UDA)	
	2016	2017
April	722	1,125
May	2,258	2,841
June	3,474	4,316
July	5,689	6,534
August	7,319	8,448
September	9,305	10,384
October	10,992	12,335
November	12,601	14,427
December	14,433	16,089
January	15,410	17,607
February	18,438	19,565
March	20,596	21,971
April	21,728	
May	21,797	
June	21,829	

QUALITY

	Quantity	Base Number	Contract	LHB	Wales
% of FP17s for the same patient ID Re-attending within 3 months - Children	121	3,558	3.4%	9.8%	11.3%
% of FP17s for the same patient ID Re-attending within 3 months - Adults	680	8,444	8.1%	14.7%	16.7%
% of FP17s for the same patient ID Re-attending between 3 & 9 months - Children	2,170	3,558	61.0%	53.0%	58.0%
% of FP17s for the same patient ID Re-attending between 3 & 9 months - Adults	1,765	8,444	20.9%	50.1%	53.7%
% of FP17s for Band 1 Urgent Courses	245	11,438	2.1%	9.3%	9.0%
% of FP17s Relating to Free Repair or Replacements	97	11,438	0.8%	0.7%	0.7%
% of FP17s Relating to Continuations	88	11,438	0.8%	0.7%	0.9%
% of Patients satisfied with the dentistry they have received	29	33	87.9%	95.2%	93.9%
% of Patients satisfied with the time they had to wait for an appointment	28	33	84.8%	89.0%	88.4%

* This is based on patients treated on this contract for their most recent course of treatment. Figures in italics indicate the base number of FP17s or Patient Questionnaire responses are less than 100. N/A is shown where the base number of responses is less than 10 during the period. % is calculated as Quantity/Base number*100

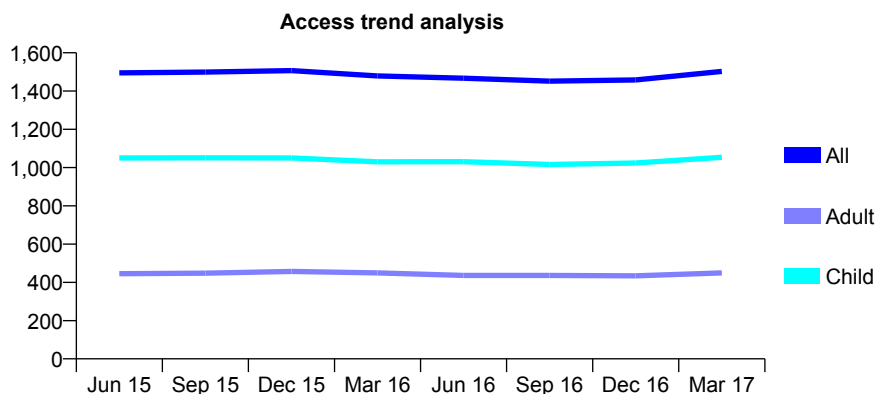
7A3 - Vital Signs At a Glance Contract Report for 171131/0001 - March 2017

Name or company name	J & LV Ltd
Contract type name	GDS Contract
Purpose of contract	General
Contract start date	01/04/2006
Contract end date	

16/17 Contracted general activity (UDA)	4,000
Carry forward general activity (UDA)	0
16/17 Contracted orthodontic activity (UOA)	0
Carry forward orthodontic activity (UOA)	0
Baseline contract value	£120,522.25

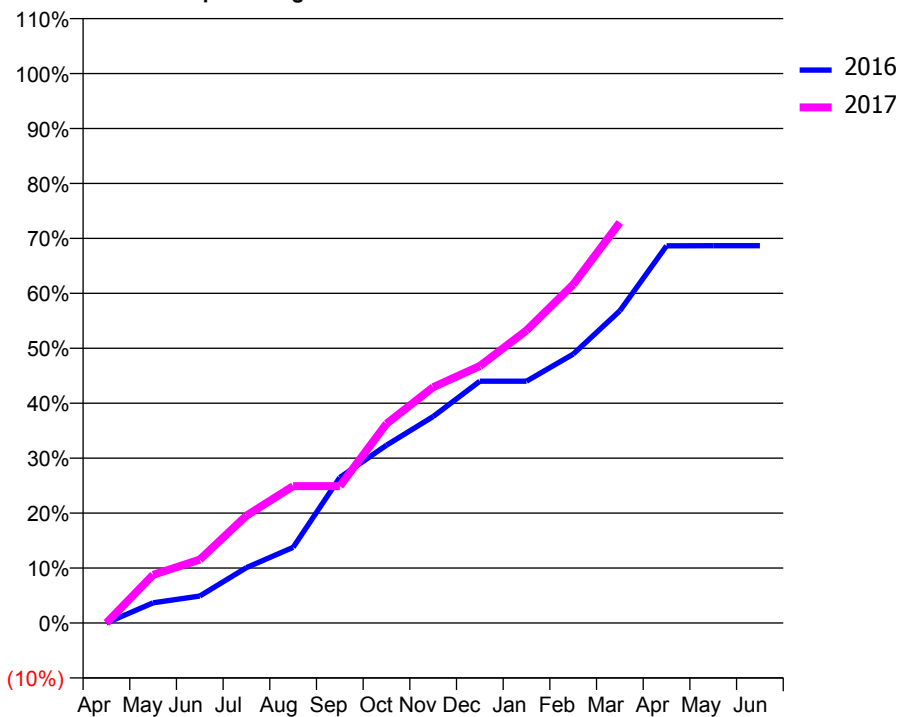
ACCESS*

Patients seen in 24 months	Total	Change since previous quarter
Quarter ending March 2016	1,479	
Quarter ending June 2016	1,467	→
Quarter ending September 2016	1,452	↓
Quarter ending December 2016	1,458	→
Quarter ending March 2017	1,503	↑
Variance since March 2016	1.6%	→



ACTIVITY

Cumulative percentage of contracted UDA delivered 2016 & 2017



Month	Adjusted Scheduled Activity (UDA)	
	2016	2017
April	0	0
May	147	351
June	196	462
July	404	781
August	551	996
September	1,059	996
October	1,294	1,451
November	1,503	1,716
December	1,761	1,871
January	1,761	2,130
February	1,957	2,464
March	2,273	2,915
April	2,746	
May	2,747	
June	2,747	

QUALITY

	Quantity	Base Number	Contract	LHB	Wales
% of FP17s for the same patient ID Re-attending within 3 months - Children	124	1,809	6.9%	9.8%	11.3%
% of FP17s for the same patient ID Re-attending within 3 months - Adults	38	519	7.3%	14.7%	16.7%
% of FP17s for the same patient ID Re-attending between 3 & 9 months - Children	1,023	1,809	56.6%	53.0%	58.0%
% of FP17s for the same patient ID Re-attending between 3 & 9 months - Adults	340	519	65.5%	50.1%	53.7%
% of FP17s for Band 1 Urgent Courses	130	2,012	6.5%	9.3%	9.0%
% of FP17s Relating to Free Repair or Replacements	0	2,012	0.0%	0.7%	0.7%
% of FP17s Relating to Continuations	1	2,012	0.0%	0.7%	0.9%
% of Patients satisfied with the dentistry they have received	0	0	N/A	95.2%	93.9%
% of Patients satisfied with the time they had to wait for an appointment	0	0	N/A	89.0%	88.4%

* This is based on patients treated on this contract for their most recent course of treatment. Figures in italics indicate the base number of FP17s or Patient Questionnaire responses are less than 100. N/A is shown where the base number of responses is less than 10 during the period. % is calculated as Quantity/Base number*100

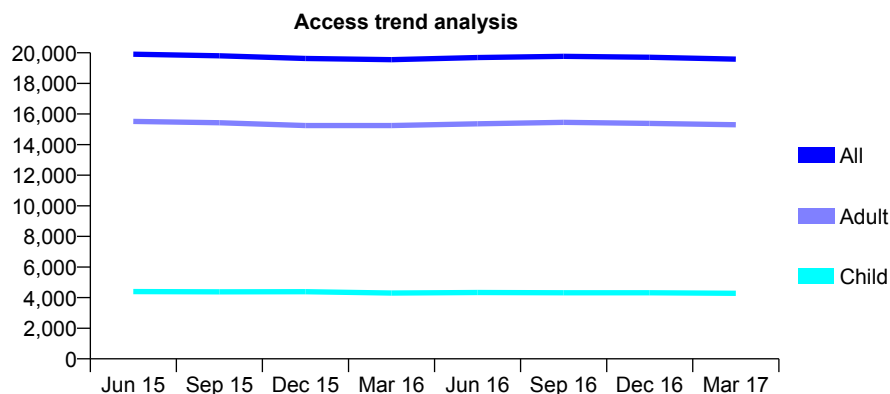
7A3 - Vital Signs At a Glance Contract Report for 175641/0001 - March 2017

Name or company name	United Dental Ltd
Contract type name	GDS Contract
Purpose of contract	General
Contract start date	01/04/2009
Contract end date	

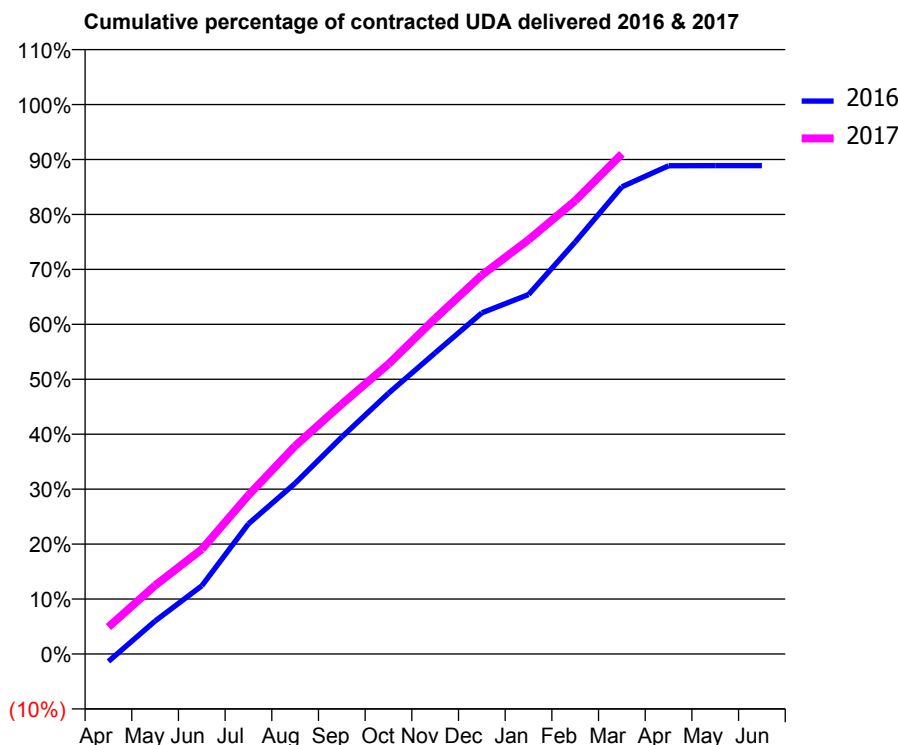
16/17 Contracted general activity (UDA)	54,400
Carry forward general activity (UDA)	0
16/17 Contracted orthodontic activity (UOA)	0
Carry forward orthodontic activity (UOA)	0
Baseline contract value	£1,349,221.49

ACCESS*

Patients seen in 24 months	Total	Change since previous quarter
Quarter ending March 2016	19,552	
Quarter ending June 2016	19,689	→
Quarter ending September 2016	19,771	→
Quarter ending December 2016	19,707	→
Quarter ending March 2017	19,582	→
Variance since March 2016	0.2%	→



ACTIVITY



Month	Adjusted Scheduled Activity (UDA)	
	2016	2017
April	-744	2,668
May	3,264	6,794
June	6,753	10,365
July	12,891	15,732
August	16,906	20,594
September	21,483	24,744
October	25,815	28,709
November	29,814	33,216
December	33,776	37,516
January	35,582	41,015
February	40,782	44,879
March	46,251	49,510
April	48,342	
May	48,345	
June	48,348	

QUALITY

	Quantity	Base Number	Contract	LHB	Wales
% of FP17s for the same patient ID Re-attending within 3 months - Children	223	5,879	3.8%	9.8%	11.3%
% of FP17s for the same patient ID Re-attending within 3 months - Adults	1,741	19,466	8.9%	14.7%	16.7%
% of FP17s for the same patient ID Re-attending between 3 & 9 months - Children	3,129	5,879	53.2%	53.0%	58.0%
% of FP17s for the same patient ID Re-attending between 3 & 9 months - Adults	9,144	19,466	47.0%	50.1%	53.7%
% of FP17s for Band 1 Urgent Courses	1,071	24,333	4.4%	9.3%	9.0%
% of FP17s Relating to Free Repair or Replacements	173	24,333	0.7%	0.7%	0.7%
% of FP17s Relating to Continuations	162	24,333	0.7%	0.7%	0.9%
% of Patients satisfied with the dentistry they have received	77	87	88.5%	95.2%	93.9%
% of Patients satisfied with the time they had to wait for an appointment	72	87	82.8%	89.0%	88.4%

* This is based on patients treated on this contract for their most recent course of treatment. Figures in italics indicate the base number of FP17s or Patient Questionnaire responses are less than 100. N/A is shown where the base number of responses is less than 10 during the period. % is calculated as Quantity/Base number*100

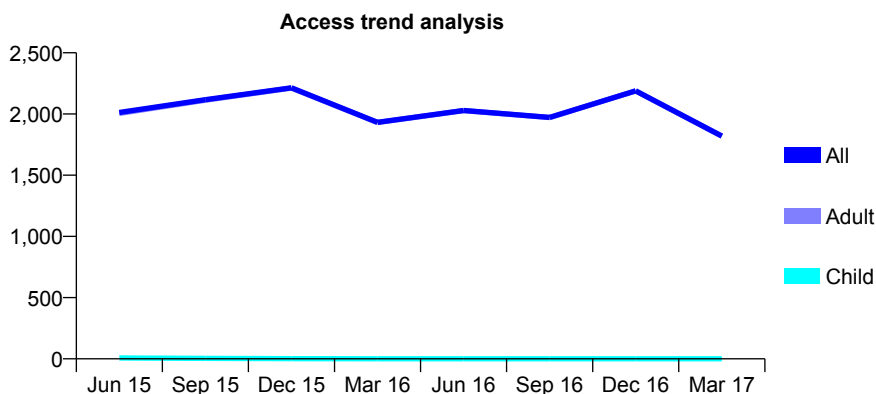
7A3 - Vital Signs At a Glance Contract Report for 175641/0002 - March 2017

Name or company name	United Dental Ltd
Contract type name	GDS Contract
Purpose of contract	General
Contract start date	01/04/2009
Contract end date	

16/17 Contracted general activity (UDA)	4,926
Carry forward general activity (UDA)	84
16/17 Contracted orthodontic activity (UOA)	0
Carry forward orthodontic activity (UOA)	0
Baseline contract value	£239,710.80

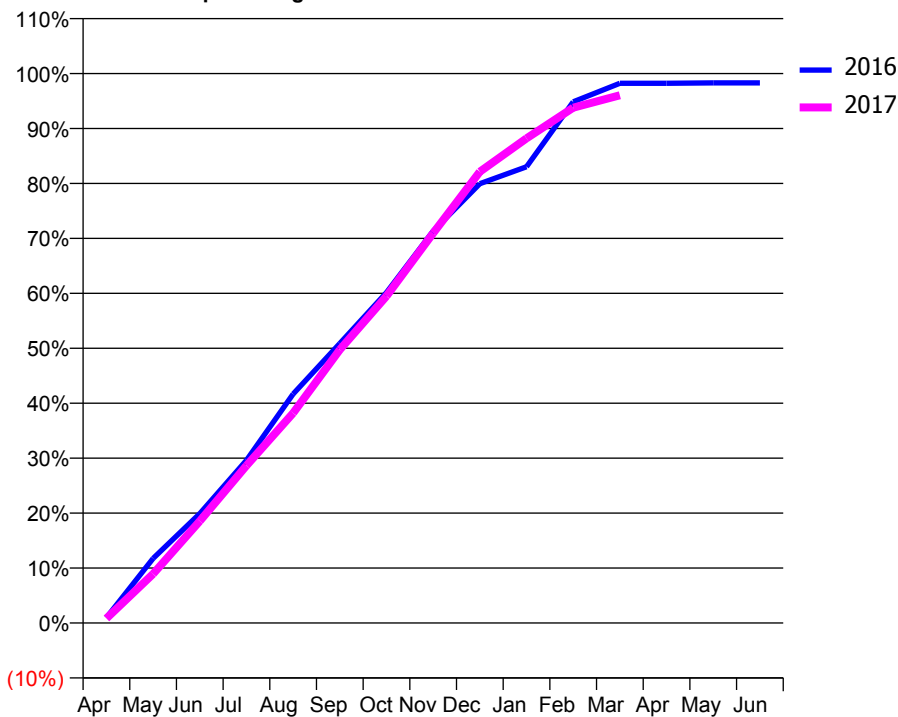
ACCESS*

Patients seen in 24 months	Total	Change since previous quarter
Quarter ending March 2016	1,932	
Quarter ending June 2016	2,029	↑
Quarter ending September 2016	1,972	↓
Quarter ending December 2016	2,189	↑
Quarter ending March 2017	1,820	↓
Variance since March 2016	(5.8%)	↓



ACTIVITY

Cumulative percentage of contracted UDA delivered 2016 & 2017



Month	Adjusted Scheduled Activity (UDA)	
	2016	2017
April	48	41
May	579	441
June	981	914
July	1,458	1,411
August	2,054	1,882
September	2,506	2,450
October	2,963	2,930
November	3,514	3,494
December	3,938	4,045
January	4,090	4,344
February	4,672	4,619
March	4,839	4,730
April	4,839	
May	4,842	
June	4,842	

QUALITY

	Quantity	Base Number	Contract	LHB	Wales
% of FP17s for the same patient ID Re-attending within 3 months - Children	0	0	N/A	9.8%	11.3%
% of FP17s for the same patient ID Re-attending within 3 months - Adults	71	1,786	4.0%	14.7%	16.7%
% of FP17s for the same patient ID Re-attending between 3 & 9 months - Children	0	0	N/A	53.0%	58.0%
% of FP17s for the same patient ID Re-attending between 3 & 9 months - Adults	476	1,786	26.7%	50.1%	53.7%
% of FP17s for Band 1 Urgent Courses	37	1,785	2.1%	9.3%	9.0%
% of FP17s Relating to Free Repair or Replacements	0	1,785	0.0%	0.7%	0.7%
% of FP17s Relating to Continuations	3	1,785	0.2%	0.7%	0.9%
% of Patients satisfied with the dentistry they have received	6	7	N/A	95.2%	93.9%
% of Patients satisfied with the time they had to wait for an appointment	6	7	N/A	89.0%	88.4%

* This is based on patients treated on this contract for their most recent course of treatment. Figures in italics indicate the base number of FP17s or Patient Questionnaire responses are less than 100. N/A is shown where the base number of responses is less than 10 during the period. % is calculated as Quantity/Base number*100

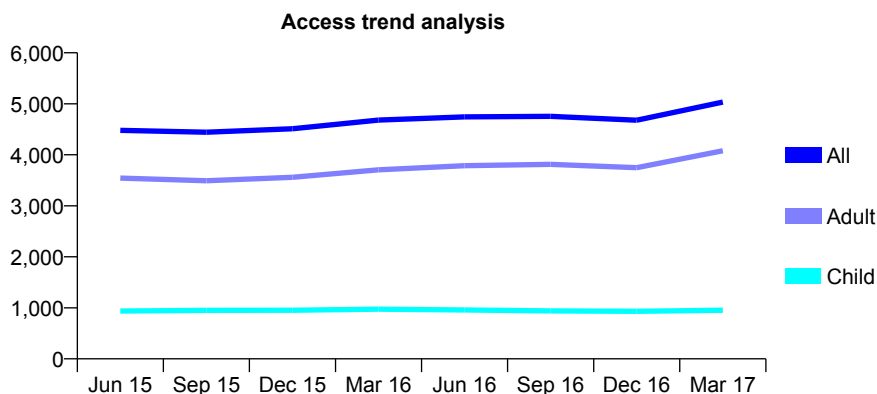
7A3 - Vital Signs At a Glance Contract Report for 175641/0003 - March 2017

Name or company name	United Dental Ltd
Contract type name	GDS Contract
Purpose of contract	General
Contract start date	01/04/2009
Contract end date	

16/17 Contracted general activity (UDA)	14,400
Carry forward general activity (UDA)	0
16/17 Contracted orthodontic activity (UOA)	0
Carry forward orthodontic activity (UOA)	0
Baseline contract value	£316,039.89

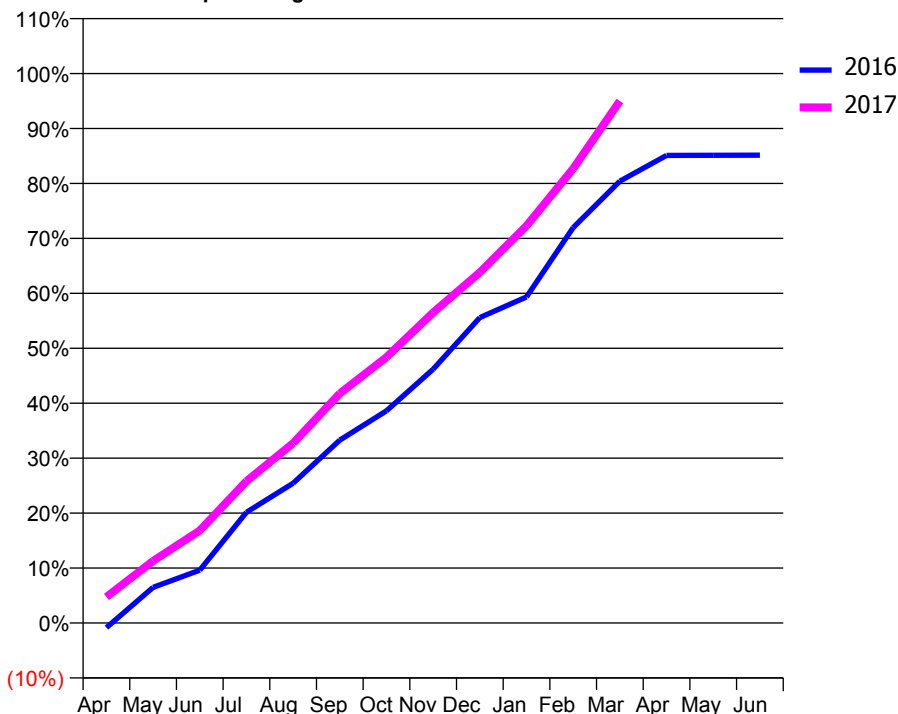
ACCESS*

Patients seen in 24 months	Total	Change since previous quarter
Quarter ending March 2016	4,680	
Quarter ending June 2016	4,744	→
Quarter ending September 2016	4,753	→
Quarter ending December 2016	4,679	↓
Quarter ending March 2017	5,034	↑
Variance since March 2016	7.6%	↑



ACTIVITY

Cumulative percentage of contracted UDA delivered 2016 & 2017



Month	Adjusted Scheduled Activity (UDA)	
	2016	2017
April	-125	683
May	934	1,625
June	1,384	2,423
July	2,904	3,717
August	3,665	4,714
September	4,791	6,015
October	5,560	6,965
November	6,652	8,136
December	8,003	9,188
January	8,544	10,408
February	10,363	11,908
March	11,580	13,680
April	12,254	
May	12,257	
June	12,261	

QUALITY

	Quantity	Base Number	Contract	LHB	Wales
% of FP17s for the same patient ID Re-attending within 3 months - Children	57	1,270	4.5%	9.8%	11.3%
% of FP17s for the same patient ID Re-attending within 3 months - Adults	706	5,782	12.2%	14.7%	16.7%
% of FP17s for the same patient ID Re-attending between 3 & 9 months - Children	677	1,270	53.3%	53.0%	58.0%
% of FP17s for the same patient ID Re-attending between 3 & 9 months - Adults	3,029	5,782	52.4%	50.1%	53.7%
% of FP17s for Band 1 Urgent Courses	510	6,759	7.5%	9.3%	9.0%
% of FP17s Relating to Free Repair or Replacements	96	6,759	1.4%	0.7%	0.7%
% of FP17s Relating to Continuations	29	6,759	0.4%	0.7%	0.9%
% of Patients satisfied with the dentistry they have received	32	33	97.0%	95.2%	93.9%
% of Patients satisfied with the time they had to wait for an appointment	30	33	90.9%	89.0%	88.4%

* This is based on patients treated on this contract for their most recent course of treatment. Figures in italics indicate the base number of FP17s or Patient Questionnaire responses are less than 100. N/A is shown where the base number of responses is less than 10 during the period. % is calculated as Quantity/Base number*100

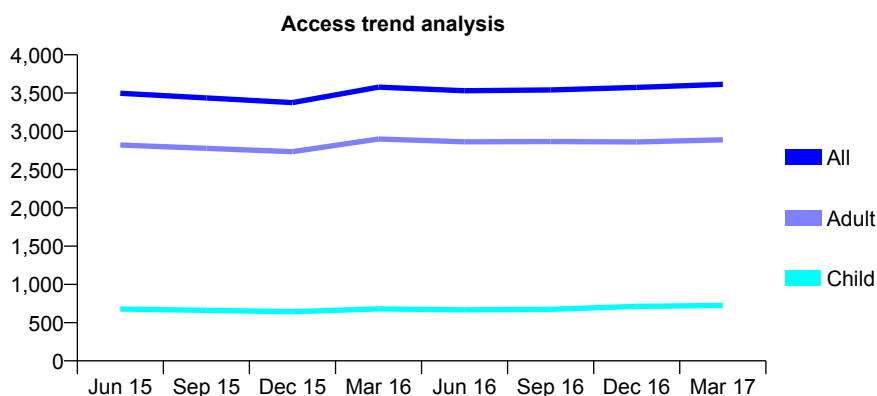
7A3 - Vital Signs At a Glance Contract Report for 177415/0001 - March 2017

Name or company name	Ty Gwyn Dental Practice Limited
Contract type name	GDS Contract
Purpose of contract	General
Contract start date	01/10/2008
Contract end date	

16/17 Contracted general activity (UDA)	8,250
Carry forward general activity (UDA)	0
16/17 Contracted orthodontic activity (UOA)	0
Carry forward orthodontic activity (UOA)	0
Baseline contract value	£185,421.40

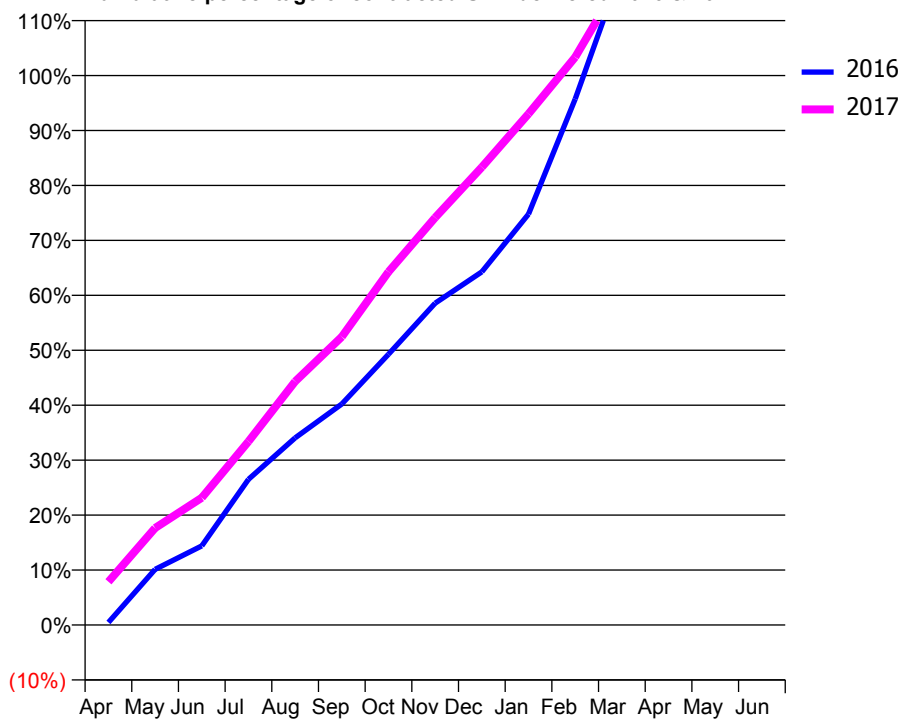
ACCESS*

Patients seen in 24 months	Total	Change since previous quarter
Quarter ending March 2016	3,577	
Quarter ending June 2016	3,530	↓
Quarter ending September 2016	3,541	→
Quarter ending December 2016	3,573	→
Quarter ending March 2017	3,614	→
Variance since March 2016	1.0%	→



ACTIVITY

Cumulative percentage of contracted UDA delivered 2016 & 2017



Month	Adjusted Scheduled Activity (UDA)	
	2016	2017
April	39	650
May	836	1,457
June	1,188	1,912
July	2,188	2,756
August	2,811	3,657
September	3,318	4,327
October	4,066	5,301
November	4,832	6,117
December	5,301	6,873
January	6,168	7,674
February	7,897	8,525
March	9,847	9,712
April	9,981	
May	9,991	
June	9,988	

QUALITY

	Quantity	Base Number	Contract	LHB	Wales
% of FP17s for the same patient ID Re-attending within 3 months - Children	55	834	6.6%	9.8%	11.3%
% of FP17s for the same patient ID Re-attending within 3 months - Adults	475	3,581	13.3%	14.7%	16.7%
% of FP17s for the same patient ID Re-attending between 3 & 9 months - Children	318	834	38.1%	53.0%	58.0%
% of FP17s for the same patient ID Re-attending between 3 & 9 months - Adults	1,712	3,581	47.8%	50.1%	53.7%
% of FP17s for Band 1 Urgent Courses	433	4,374	9.9%	9.3%	9.0%
% of FP17s Relating to Free Repair or Replacements	19	4,374	0.4%	0.7%	0.7%
% of FP17s Relating to Continuations	1	4,374	0.0%	0.7%	0.9%
% of Patients satisfied with the dentistry they have received	14	14	100.0%	95.2%	93.9%
% of Patients satisfied with the time they had to wait for an appointment	14	14	100.0%	89.0%	88.4%

* This is based on patients treated on this contract for their most recent course of treatment. Figures in italics indicate the base number of FP17s or Patient Questionnaire responses are less than 100. N/A is shown where the base number of responses is less than 10 during the period. % is calculated as Quantity/Base number*100

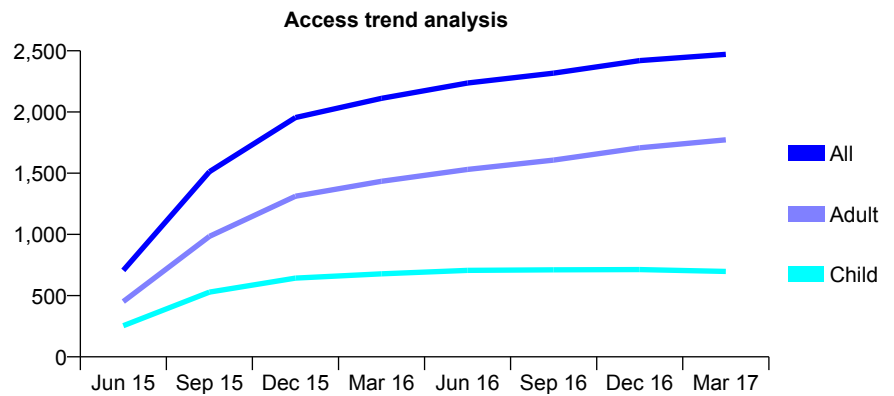
7A3 - Vital Signs At a Glance Contract Report for 177997/0001 - March 2017

Name or company name	B Jones
Contract type name	GDS Contract
Purpose of contract	General
Contract start date	01/04/2015
Contract end date	

16/17 Contracted general activity (UDA)	6,644
Carry forward general activity (UDA)	135
16/17 Contracted orthodontic activity (UOA)	0
Carry forward orthodontic activity (UOA)	0
Baseline contract value	£172,271.16

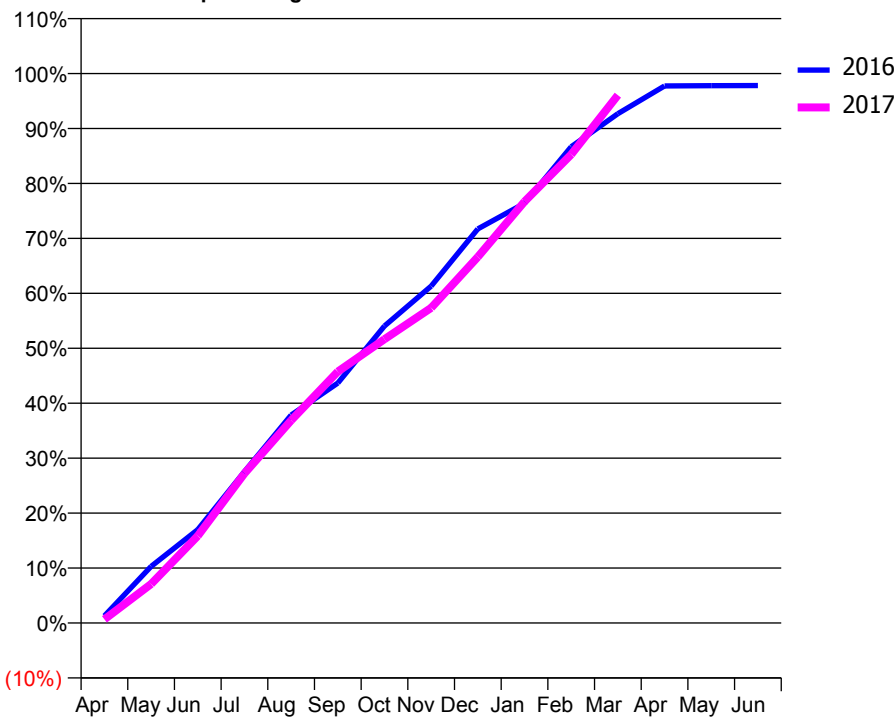
ACCESS*

Patients seen in 24 months	Total	Change since previous quarter
Quarter ending March 2016	2,112	
Quarter ending June 2016	2,237	↑
Quarter ending September 2016	2,318	↑
Quarter ending December 2016	2,420	↑
Quarter ending March 2017	2,471	↑
Variance since March 2016	17.0%	↑



ACTIVITY

Cumulative percentage of contracted UDA delivered 2016 & 2017



Month	Adjusted Scheduled Activity (UDA)	
	2016	2017
April	86	45
May	684	472
June	1,130	1,053
July	1,831	1,808
August	2,515	2,450
September	2,902	3,040
October	3,592	3,431
November	4,073	3,811
December	4,765	4,426
January	5,075	5,095
February	5,758	5,665
March	6,158	6,383
April	6,493	
May	6,497	
June	6,498	

QUALITY

	Quantity	Base Number	Contract	LHB	Wales
% of FP17s for the same patient ID Re-attending within 3 months - Children	45	1,103	4.1%	9.8%	11.3%
% of FP17s for the same patient ID Re-attending within 3 months - Adults	183	2,583	7.1%	14.7%	16.7%
% of FP17s for the same patient ID Re-attending between 3 & 9 months - Children	490	1,103	44.4%	53.0%	58.0%
% of FP17s for the same patient ID Re-attending between 3 & 9 months - Adults	1,022	2,583	39.6%	50.1%	53.7%
% of FP17s for Band 1 Urgent Courses	225	3,513	6.4%	9.3%	9.0%
% of FP17s Relating to Free Repair or Replacements	19	3,513	0.5%	0.7%	0.7%
% of FP17s Relating to Continuations	29	3,513	0.8%	0.7%	0.9%
% of Patients satisfied with the dentistry they have received	5	6	N/A	95.2%	93.9%
% of Patients satisfied with the time they had to wait for an appointment	4	6	N/A	89.0%	88.4%

* This is based on patients treated on this contract for their most recent course of treatment. Figures in italics indicate the base number of FP17s or Patient Questionnaire responses are less than 100. N/A is shown where the base number of responses is less than 10 during the period. % is calculated as Quantity/Base number*100

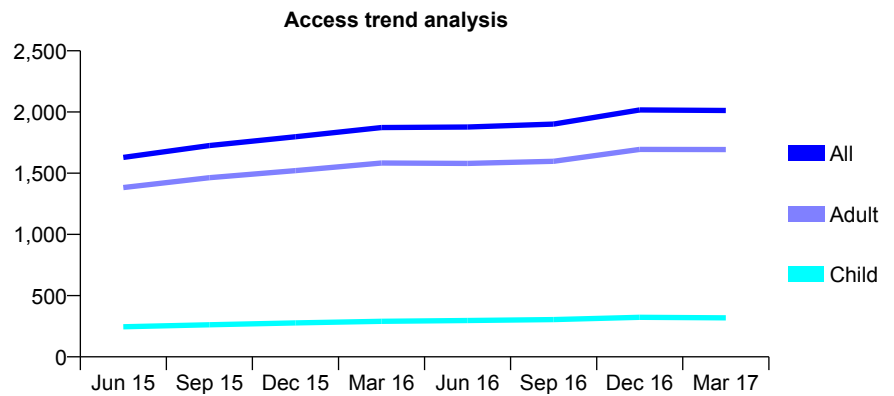
7A3 - Vital Signs At a Glance Contract Report for 178624/0001 - March 2017

Name or company name	C Hancock
Contract type name	GDS Contract
Purpose of contract	General
Contract start date	01/04/2014
Contract end date	

16/17 Contracted general activity (UDA)	5,669
Carry forward general activity (UDA)	0
16/17 Contracted orthodontic activity (UOA)	0
Carry forward orthodontic activity (UOA)	0
Baseline contract value	£132,846.05

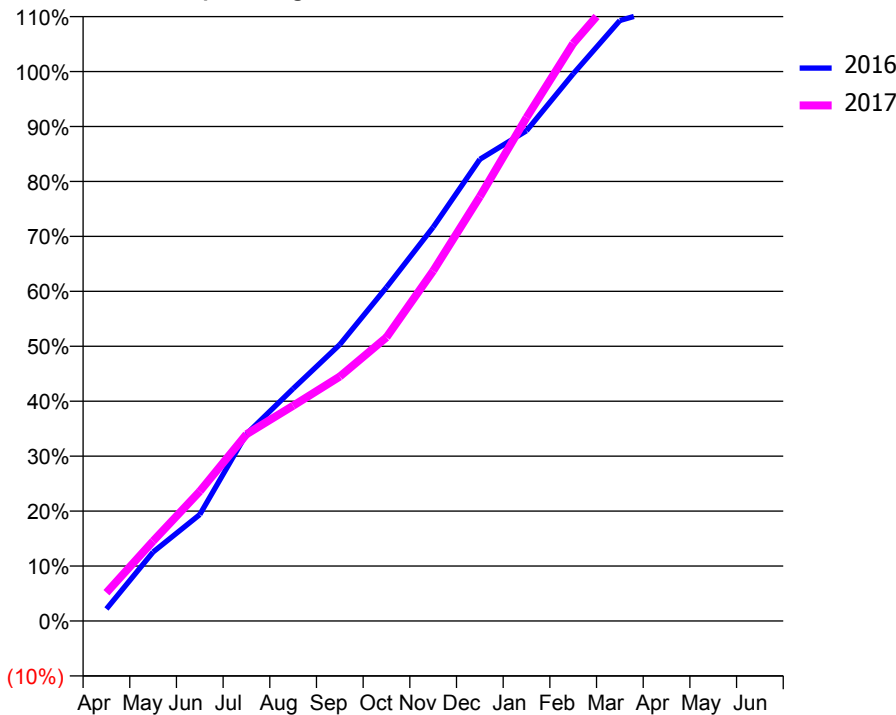
ACCESS*

Patients seen in 24 months	Total	Change since previous quarter
Quarter ending March 2016	1,873	
Quarter ending June 2016	1,877	→
Quarter ending September 2016	1,901	→
Quarter ending December 2016	2,017	↑
Quarter ending March 2017	2,012	→
Variance since March 2016	7.4%	↑



ACTIVITY

Cumulative percentage of contracted UDA delivered 2016 & 2017



Month	Adjusted Scheduled Activity (UDA)	
	2016	2017
April	121	293
May	691	825
June	1,066	1,338
July	1,872	1,927
August	2,326	2,222
September	2,767	2,522
October	3,340	2,927
November	3,942	3,611
December	4,621	4,379
January	4,907	5,194
February	5,476	5,958
March	6,010	6,515
April	6,144	
May	6,158	
June	6,158	

QUALITY

	Quantity	Base Number	Contract	LHB	Wales
% of FP17s for the same patient ID Re-attending within 3 months - Children	24	452	5.3%	9.8%	11.3%
% of FP17s for the same patient ID Re-attending within 3 months - Adults	350	2,489	14.1%	14.7%	16.7%
% of FP17s for the same patient ID Re-attending between 3 & 9 months - Children	207	452	45.8%	53.0%	58.0%
% of FP17s for the same patient ID Re-attending between 3 & 9 months - Adults	1,213	2,489	48.7%	50.1%	53.7%
% of FP17s for Band 1 Urgent Courses	144	2,876	5.0%	9.3%	9.0%
% of FP17s Relating to Free Repair or Replacements	29	2,876	1.0%	0.7%	0.7%
% of FP17s Relating to Continuations	3	2,876	0.1%	0.7%	0.9%
% of Patients satisfied with the dentistry they have received	13	13	100.0%	95.2%	93.9%
% of Patients satisfied with the time they had to wait for an appointment	10	13	76.9%	89.0%	88.4%

* This is based on patients treated on this contract for their most recent course of treatment. Figures in italics indicate the base number of FP17s or Patient Questionnaire responses are less than 100. N/A is shown where the base number of responses is less than 10 during the period. % is calculated as Quantity/Base number*100

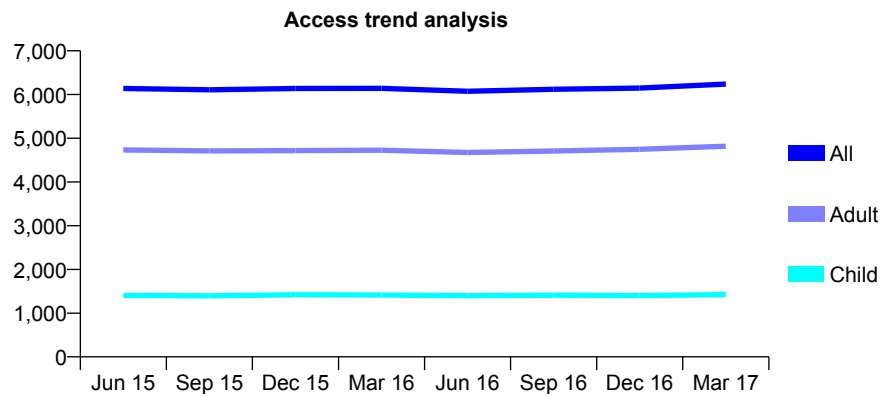
7A3 - Vital Signs At a Glance Contract Report for 179310/0001 - March 2017

Name or company name	West Coast Dental Care Ltd
Contract type name	GDS Contract
Purpose of contract	General
Contract start date	01/04/2010
Contract end date	

16/17 Contracted general activity (UDA)	22,023
Carry forward general activity (UDA)	346
16/17 Contracted orthodontic activity (UOA)	0
Carry forward orthodontic activity (UOA)	0
Baseline contract value	£513,943.46

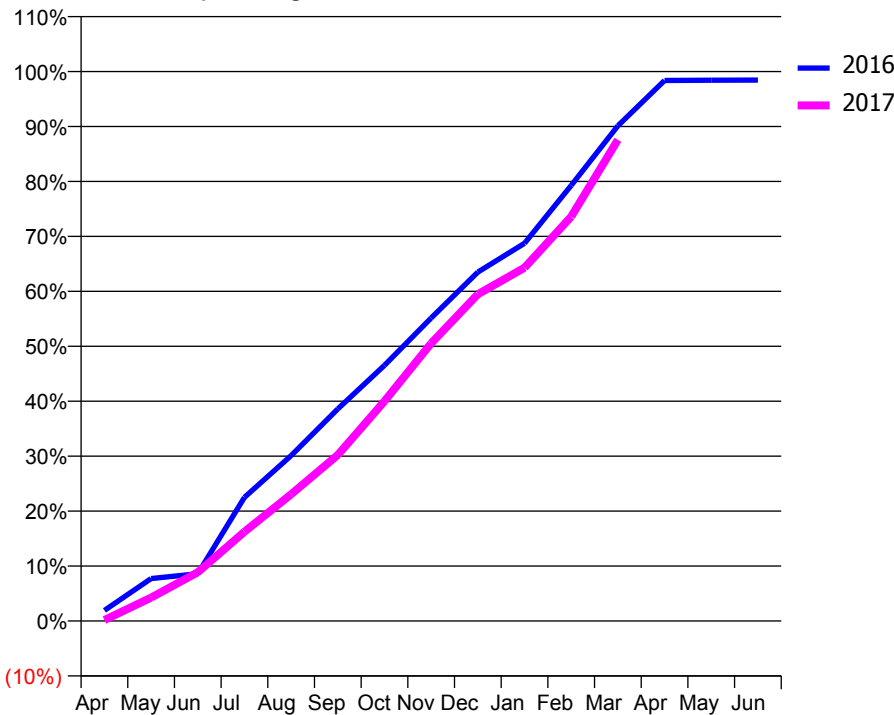
ACCESS*

Patients seen in 24 months	Total	Change since previous quarter
Quarter ending March 2016	6,140	
Quarter ending June 2016	6,073	↓
Quarter ending September 2016	6,119	→
Quarter ending December 2016	6,147	→
Quarter ending March 2017	6,240	→
Variance since March 2016	1.6%	→



ACTIVITY

Cumulative percentage of contracted UDA delivered 2016 & 2017



Month	Adjusted Scheduled Activity (UDA)	
	2016	2017
April	426	38
May	1,704	939
June	1,892	1,955
July	4,956	3,578
August	6,630	5,082
September	8,499	6,659
October	10,246	8,811
November	12,142	11,128
December	13,984	13,098
January	15,136	14,161
February	17,455	16,205
March	19,848	19,284
April	21,665	
May	21,676	
June	21,677	

QUALITY

	Quantity	Base Number	Contract	LHB	Wales
% of FP17s for the same patient ID Re-attending within 3 months - Children	131	2,224	5.9%	9.8%	11.3%
% of FP17s for the same patient ID Re-attending within 3 months - Adults	867	7,589	11.4%	14.7%	16.7%
% of FP17s for the same patient ID Re-attending between 3 & 9 months - Children	1,344	2,224	60.4%	53.0%	58.0%
% of FP17s for the same patient ID Re-attending between 3 & 9 months - Adults	4,474	7,589	59.0%	50.1%	53.7%
% of FP17s for Band 1 Urgent Courses	597	9,034	6.6%	9.3%	9.0%
% of FP17s Relating to Free Repair or Replacements	15	9,034	0.2%	0.7%	0.7%
% of FP17s Relating to Continuations	20	9,034	0.2%	0.7%	0.9%
% of Patients satisfied with the dentistry they have received	63	65	96.9%	95.2%	93.9%
% of Patients satisfied with the time they had to wait for an appointment	54	65	83.1%	89.0%	88.4%

* This is based on patients treated on this contract for their most recent course of treatment. Figures in italics indicate the base number of FP17s or Patient Questionnaire responses are less than 100. N/A is shown where the base number of responses is less than 10 during the period. % is calculated as Quantity/Base number*100

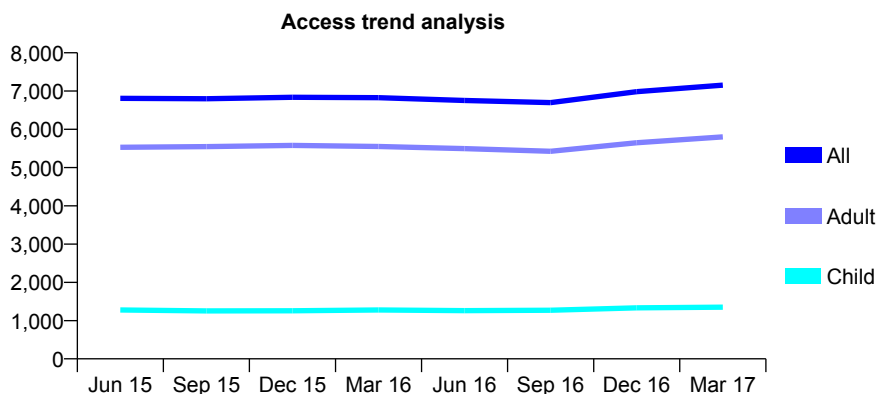
7A3 - Vital Signs At a Glance Contract Report for 180734/0001 - March 2017

Name or company name	Andrew J R Turpy & E. Sarah Turpy
Contract type name	GDS Contract
Purpose of contract	General
Contract start date	19/06/2009
Contract end date	

16/17 Contracted general activity (UDA)	21,735
Carry forward general activity (UDA)	1,009
16/17 Contracted orthodontic activity (UOA)	0
Carry forward orthodontic activity (UOA)	0
Baseline contract value	£502,837.76

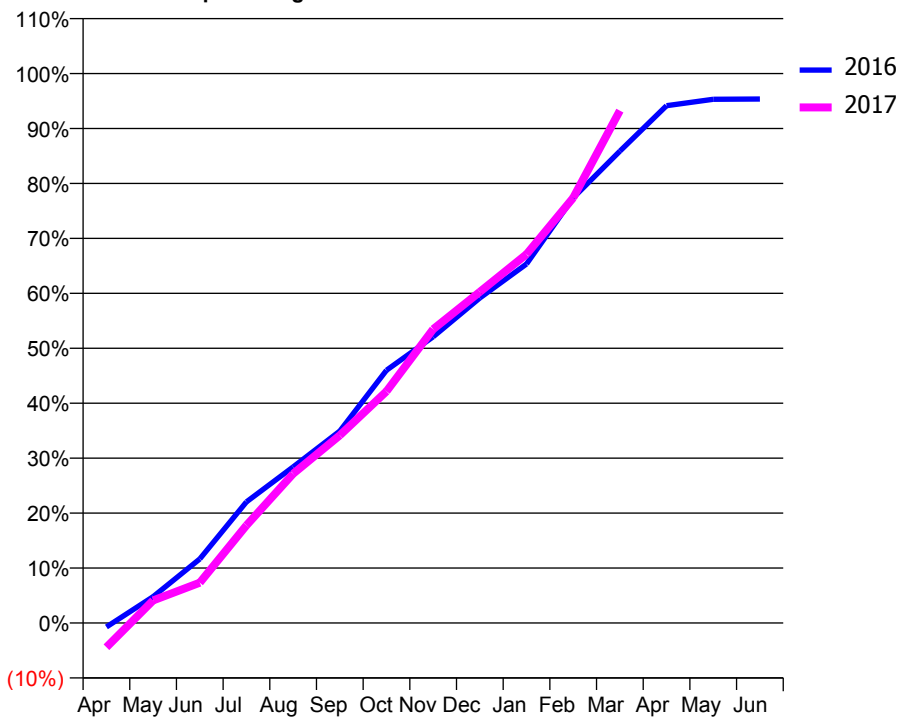
ACCESS*

Patients seen in 24 months	Total	Change since previous quarter
Quarter ending March 2016	6,828	
Quarter ending June 2016	6,754	↓
Quarter ending September 2016	6,698	→
Quarter ending December 2016	6,983	↑
Quarter ending March 2017	7,153	↑
Variance since March 2016	4.8%	↑



ACTIVITY

Cumulative percentage of contracted UDA delivered 2016 & 2017



Month	Adjusted Scheduled Activity (UDA)	
	2016	2017
April	-160	-964
May	1,042	895
June	2,536	1,594
July	4,791	3,861
August	6,176	5,902
September	7,593	7,422
October	9,997	9,163
November	11,324	11,622
December	12,857	13,098
January	14,203	14,588
February	16,819	16,818
March	18,666	20,269
April	20,464	
May	20,713	
June	20,726	

QUALITY

	Quantity	Base Number	Contract	LHB	Wales
% of FP17s for the same patient ID Re-attending within 3 months - Children	152	1,787	8.5%	9.8%	11.3%
% of FP17s for the same patient ID Re-attending within 3 months - Adults	1,345	8,506	15.8%	14.7%	16.7%
% of FP17s for the same patient ID Re-attending between 3 & 9 months - Children	762	1,787	42.6%	53.0%	58.0%
% of FP17s for the same patient ID Re-attending between 3 & 9 months - Adults	4,093	8,506	48.1%	50.1%	53.7%
% of FP17s for Band 1 Urgent Courses	873	9,541	9.1%	9.3%	9.0%
% of FP17s Relating to Free Repair or Replacements	53	9,541	0.6%	0.7%	0.7%
% of FP17s Relating to Continuations	26	9,541	0.3%	0.7%	0.9%
% of Patients satisfied with the dentistry they have received	30	31	96.8%	95.2%	93.9%
% of Patients satisfied with the time they had to wait for an appointment	29	31	93.5%	89.0%	88.4%

* This is based on patients treated on this contract for their most recent course of treatment. Figures in italics indicate the base number of FP17s or Patient Questionnaire responses are less than 100. N/A is shown where the base number of responses is less than 10 during the period. % is calculated as Quantity/Base number*100

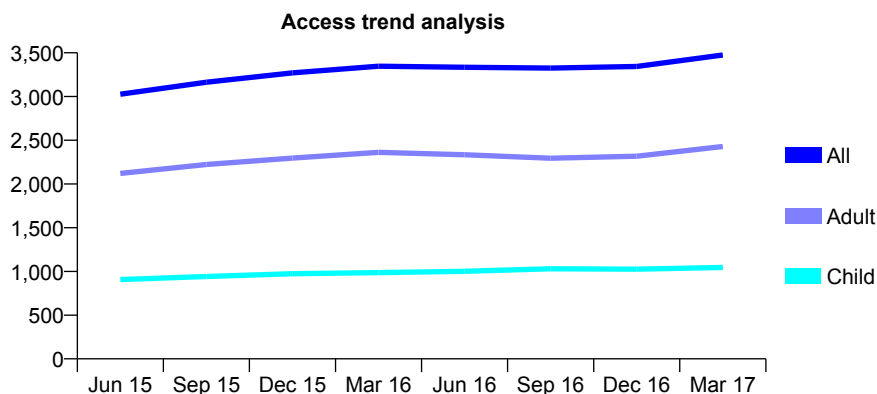
7A3 - Vital Signs At a Glance Contract Report for 181382/0001 - March 2017

Name or company name	Cwmdulais Dental Practice
Contract type name	GDS Contract
Purpose of contract	General and Orthodontic
Contract start date	01/01/2014
Contract end date	

16/17 Contracted general activity (UDA)	8,575
Carry forward general activity (UDA)	164
16/17 Contracted orthodontic activity (UOA)	1,351
Carry forward orthodontic activity (UOA)	0
Baseline contract value	£410,899.54

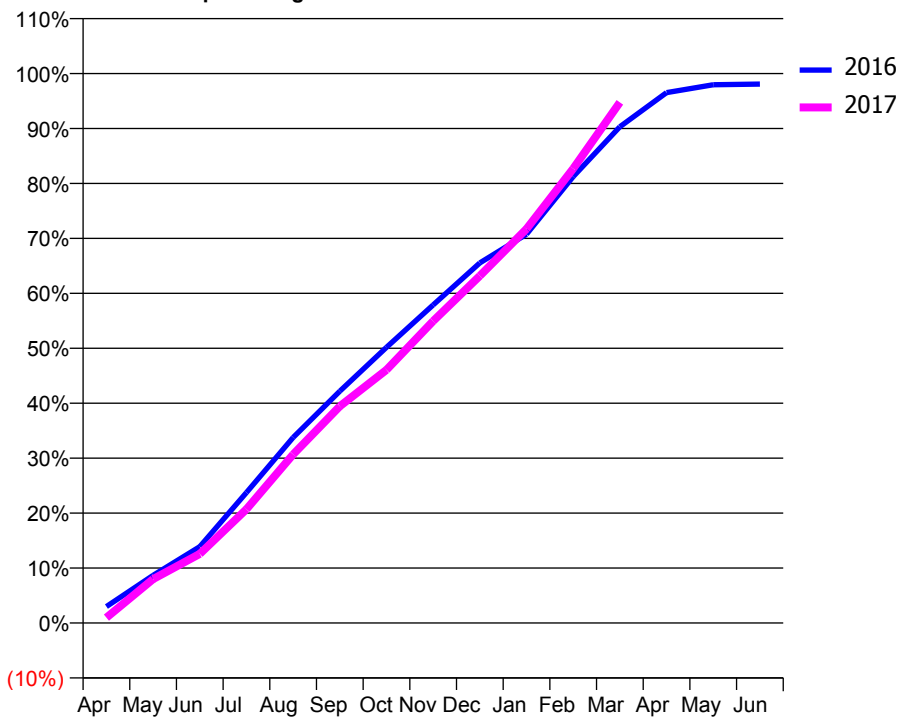
ACCESS*

Patients seen in 24 months	Total	Change since previous quarter
Quarter ending March 2016	3,347	
Quarter ending June 2016	3,335	→
Quarter ending September 2016	3,325	→
Quarter ending December 2016	3,344	→
Quarter ending March 2017	3,475	↑
Variance since March 2016	3.8%	↑



ACTIVITY

Cumulative percentage of contracted UDA delivered 2016 & 2017



Month	Adjusted Scheduled Activity (UDA)	
	2016	2017
April	258	84
May	744	686
June	1,191	1,079
July	2,036	1,776
August	2,896	2,631
September	3,617	3,382
October	4,302	3,950
November	4,964	4,713
December	5,620	5,417
January	6,066	6,150
February	6,966	7,092
March	7,744	8,124
April	8,276	
May	8,399	
June	8,411	

QUALITY

	Quantity	Base Number	Contract	LHB	Wales
% of FP17s for the same patient ID Re-attending within 3 months - Children	194	2,000	9.7%	9.8%	11.3%
% of FP17s for the same patient ID Re-attending within 3 months - Adults	545	3,593	15.2%	14.7%	16.7%
% of FP17s for the same patient ID Re-attending between 3 & 9 months - Children	1,119	2,000	56.0%	53.0%	58.0%
% of FP17s for the same patient ID Re-attending between 3 & 9 months - Adults	1,539	3,593	42.8%	50.1%	53.7%
% of FP17s for Band 1 Urgent Courses	706	4,892	14.4%	9.3%	9.0%
% of FP17s Relating to Free Repair or Replacements	37	4,892	0.8%	0.7%	0.7%
% of FP17s Relating to Continuations	6	4,892	0.1%	0.7%	0.9%
% of Patients satisfied with the dentistry they have received	11	11	100.0%	95.2%	93.9%
% of Patients satisfied with the time they had to wait for an appointment	9	11	81.8%	89.0%	88.4%

* This is based on patients treated on this contract for their most recent course of treatment. Figures in italics indicate the base number of FP17s or Patient Questionnaire responses are less than 100. N/A is shown where the base number of responses is less than 10 during the period. % is calculated as Quantity/Base number*100

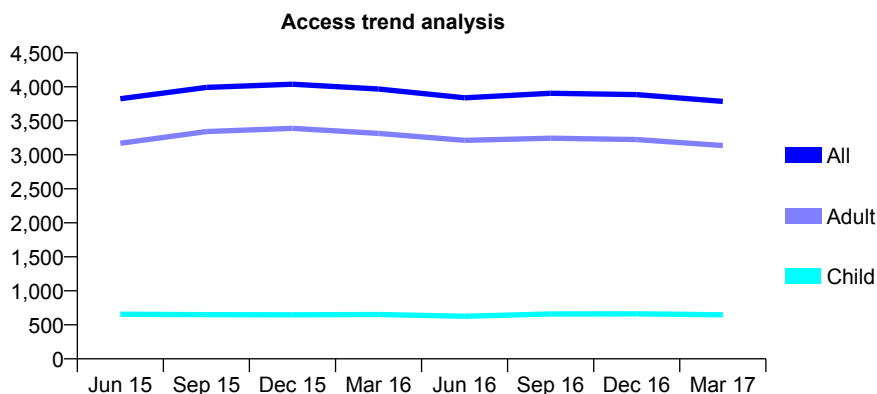
7A3 - Vital Signs At a Glance Contract Report for 184136/0001 - March 2017

Name or company name	Glynneath Dental Practice
Contract type name	GDS Contract
Purpose of contract	General
Contract start date	01/09/2012
Contract end date	

16/17 Contracted general activity (UDA)	10,623
Carry forward general activity (UDA)	0
16/17 Contracted orthodontic activity (UOA)	0
Carry forward orthodontic activity (UOA)	0
Baseline contract value	£375,637.91

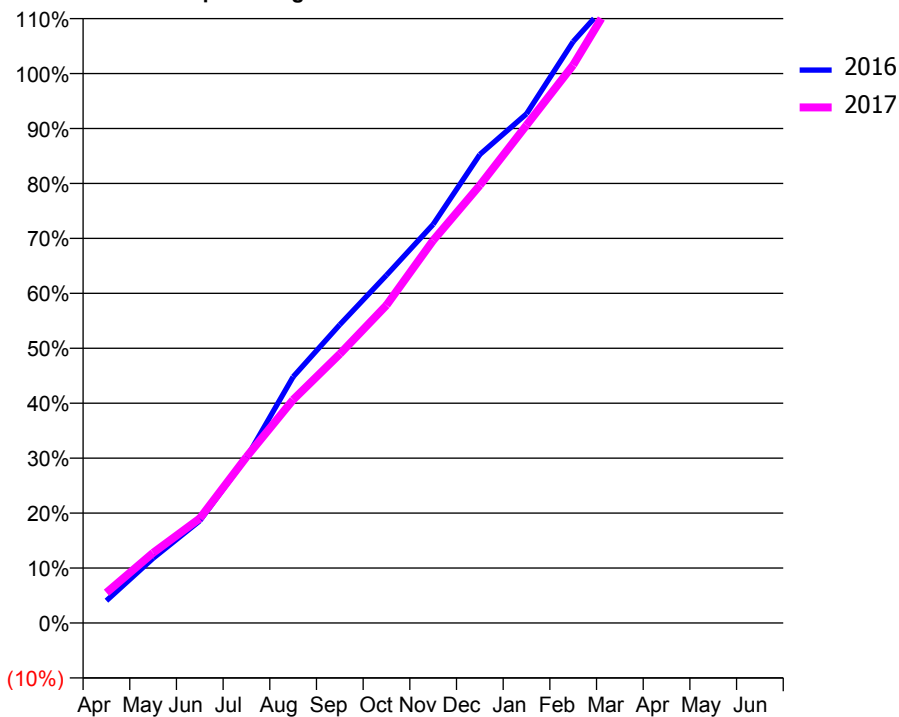
ACCESS*

Patients seen in 24 months	Total	Change since previous quarter
Quarter ending March 2016	3,967	
Quarter ending June 2016	3,839	↓
Quarter ending September 2016	3,904	→
Quarter ending December 2016	3,886	→
Quarter ending March 2017	3,786	↓
Variance since March 2016	(4.6%)	↓



ACTIVITY

Cumulative percentage of contracted UDA delivered 2016 & 2017



Month	Adjusted Scheduled Activity (UDA)	
	2016	2017
April	431	586
May	1,251	1,357
June	1,977	2,022
July	3,194	3,210
August	4,760	4,316
September	5,767	5,201
October	6,725	6,144
November	7,706	7,396
December	9,056	8,461
January	9,844	9,624
February	11,240	10,787
March	12,239	12,278
April	12,412	
May	12,455	
June	12,455	

QUALITY

	Quantity	Base Number	Contract	LHB	Wales
% of FP17s for the same patient ID Re-attending within 3 months - Children	46	687	6.7%	9.8%	11.3%
% of FP17s for the same patient ID Re-attending within 3 months - Adults	342	3,081	11.1%	14.7%	16.7%
% of FP17s for the same patient ID Re-attending between 3 & 9 months - Children	131	687	19.1%	53.0%	58.0%
% of FP17s for the same patient ID Re-attending between 3 & 9 months - Adults	802	3,081	26.0%	50.1%	53.7%
% of FP17s for Band 1 Urgent Courses	277	3,739	7.4%	9.3%	9.0%
% of FP17s Relating to Free Repair or Replacements	32	3,739	0.9%	0.7%	0.7%
% of FP17s Relating to Continuations	44	3,739	1.2%	0.7%	0.9%
% of Patients satisfied with the dentistry they have received	15	15	100.0%	95.2%	93.9%
% of Patients satisfied with the time they had to wait for an appointment	14	15	93.3%	89.0%	88.4%

* This is based on patients treated on this contract for their most recent course of treatment. Figures in italics indicate the base number of FP17s or Patient Questionnaire responses are less than 100. N/A is shown where the base number of responses is less than 10 during the period. % is calculated as Quantity/Base number*100

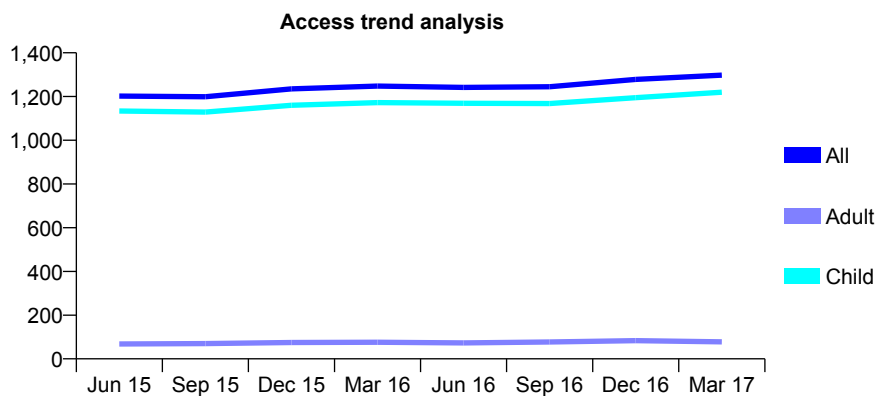
7A3 - Vital Signs At a Glance Contract Report for 185000/0001 - March 2017

Name or company name	Howells, Harrison & Gregson
Contract type name	GDS Contract
Purpose of contract	General
Contract start date	01/04/2006
Contract end date	

16/17 Contracted general activity (UDA)	2,576
Carry forward general activity (UDA)	0
16/17 Contracted orthodontic activity (UOA)	0
Carry forward orthodontic activity (UOA)	0
Baseline contract value	£54,062.46

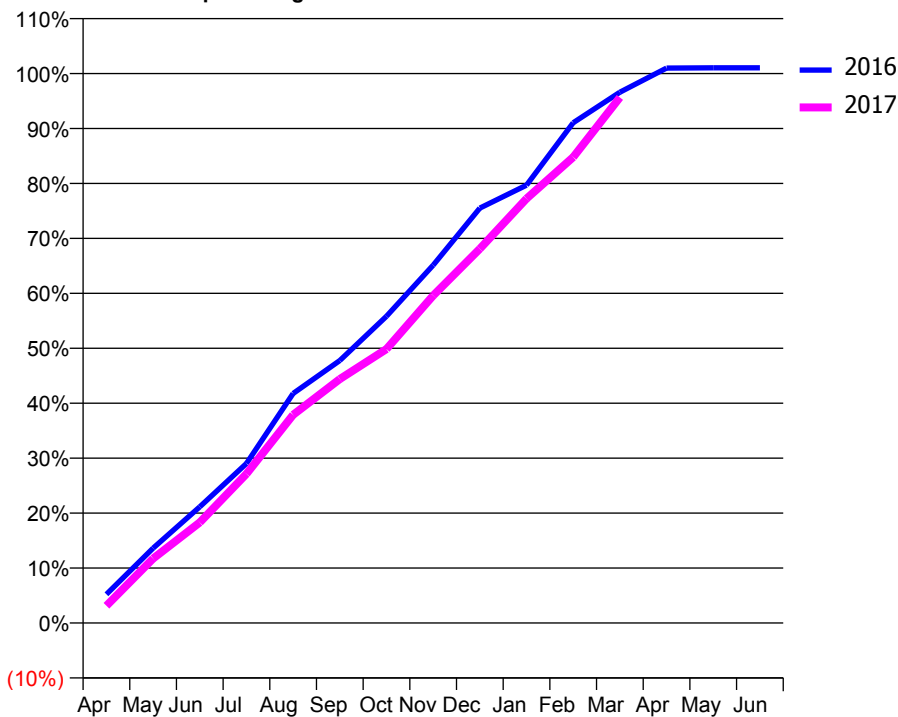
ACCESS*

Patients seen in 24 months	Total	Change since previous quarter
Quarter ending March 2016	1,248	
Quarter ending June 2016	1,242	→
Quarter ending September 2016	1,245	→
Quarter ending December 2016	1,278	↑
Quarter ending March 2017	1,298	→
Variance since March 2016	4.0%	↑



ACTIVITY

Cumulative percentage of contracted UDA delivered 2016 & 2017



Month	Adjusted Scheduled Activity (UDA)	
	2016	2017
April	135	81
May	351	302
June	545	472
July	748	699
August	1,076	976
September	1,231	1,144
October	1,438	1,284
November	1,678	1,535
December	1,945	1,754
January	2,053	1,989
February	2,345	2,184
March	2,488	2,464
April	2,601	
May	2,602	
June	2,602	

QUALITY

	Quantity	Base Number	Contract	LHB	Wales
% of FP17s for the same patient ID Re-attending within 3 months - Children	239	1,907	12.5%	9.8%	11.3%
% of FP17s for the same patient ID Re-attending within 3 months - Adults	0	0	N/A	14.7%	16.7%
% of FP17s for the same patient ID Re-attending between 3 & 9 months - Children	1,010	1,907	53.0%	53.0%	58.0%
% of FP17s for the same patient ID Re-attending between 3 & 9 months - Adults	0	0	N/A	50.1%	53.7%
% of FP17s for Band 1 Urgent Courses	169	1,819	9.3%	9.3%	9.0%
% of FP17s Relating to Free Repair or Replacements	4	1,819	0.2%	0.7%	0.7%
% of FP17s Relating to Continuations	32	1,819	1.8%	0.7%	0.9%
% of Patients satisfied with the dentistry they have received	2	2	N/A	95.2%	93.9%
% of Patients satisfied with the time they had to wait for an appointment	2	2	N/A	89.0%	88.4%

* This is based on patients treated on this contract for their most recent course of treatment. Figures in italics indicate the base number of FP17s or Patient Questionnaire responses are less than 100. N/A is shown where the base number of responses is less than 10 during the period. % is calculated as Quantity/Base number*100

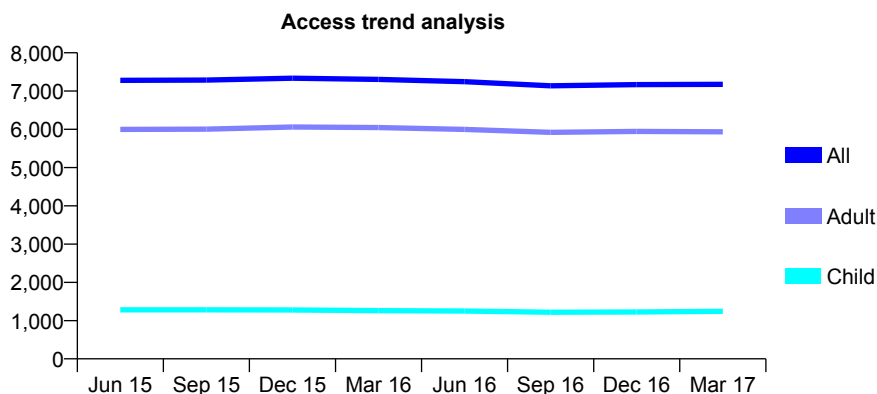
7A3 - Vital Signs At a Glance Contract Report for 187917/0001 - March 2017

Name or company name	The Victoria Road Dental Surgery
Contract type name	GDS Contract
Purpose of contract	General
Contract start date	01/05/2012
Contract end date	

16/17 Contracted general activity (UDA)	20,753
Carry forward general activity (UDA)	0
16/17 Contracted orthodontic activity (UOA)	0
Carry forward orthodontic activity (UOA)	0
Baseline contract value	£464,063.55

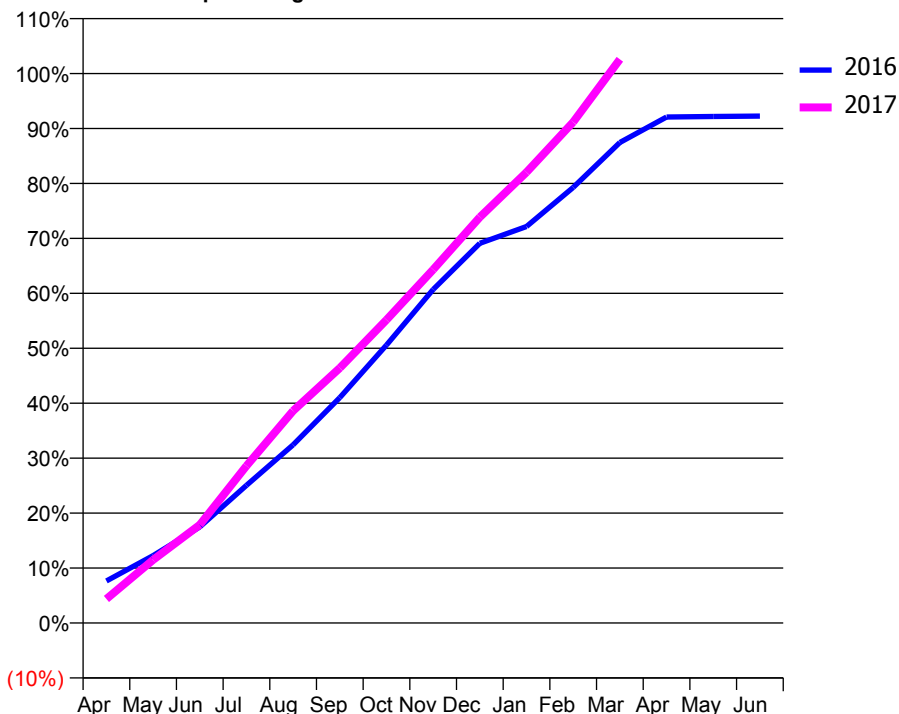
ACCESS*

Patients seen in 24 months	Total	Change since previous quarter
Quarter ending March 2016	7,304	
Quarter ending June 2016	7,246	→
Quarter ending September 2016	7,138	↓
Quarter ending December 2016	7,170	→
Quarter ending March 2017	7,176	→
Variance since March 2016	(1.8%)	↓



ACTIVITY

Cumulative percentage of contracted UDA delivered 2016 & 2017



Month	Adjusted Scheduled Activity (UDA)	
	2016	2017
April	1,590	909
May	2,547	2,384
June	3,631	3,711
July	5,201	5,934
August	6,730	8,014
September	8,514	9,634
October	10,496	11,451
November	12,599	13,349
December	14,343	15,328
January	14,976	17,024
February	16,450	18,917
March	18,146	21,289
April	19,108	
May	19,130	
June	19,143	

QUALITY

	Quantity	Base Number	Contract	LHB	Wales
% of FP17s for the same patient ID Re-attending within 3 months - Children	79	1,850	4.3%	9.8%	11.3%
% of FP17s for the same patient ID Re-attending within 3 months - Adults	888	8,999	9.9%	14.7%	16.7%
% of FP17s for the same patient ID Re-attending between 3 & 9 months - Children	854	1,850	46.2%	53.0%	58.0%
% of FP17s for the same patient ID Re-attending between 3 & 9 months - Adults	5,099	8,999	56.7%	50.1%	53.7%
% of FP17s for Band 1 Urgent Courses	445	10,286	4.3%	9.3%	9.0%
% of FP17s Relating to Free Repair or Replacements	18	10,286	0.2%	0.7%	0.7%
% of FP17s Relating to Continuations	150	10,286	1.5%	0.7%	0.9%
% of Patients satisfied with the dentistry they have received	24	25	96.0%	95.2%	93.9%
% of Patients satisfied with the time they had to wait for an appointment	19	25	76.0%	89.0%	88.4%

* This is based on patients treated on this contract for their most recent course of treatment. Figures in italics indicate the base number of FP17s or Patient Questionnaire responses are less than 100. N/A is shown where the base number of responses is less than 10 during the period. % is calculated as Quantity/Base number*100

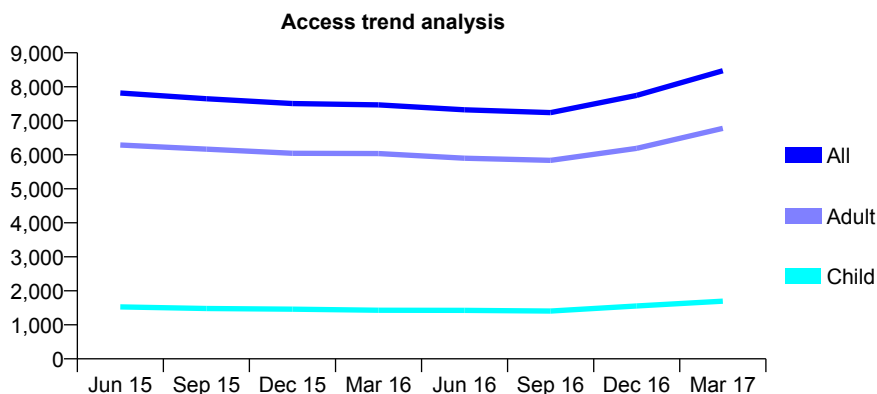
7A3 - Vital Signs At a Glance Contract Report for 189693/0001 - March 2017

Name or company name	Hall, Hopkins & Thorne of Llynfi Dental Pra
Contract type name	GDS Contract
Purpose of contract	General
Contract start date	10/08/2011
Contract end date	

16/17 Contracted general activity (UDA)	23,993
Carry forward general activity (UDA)	642
16/17 Contracted orthodontic activity (UOA)	0
Carry forward orthodontic activity (UOA)	0
Baseline contract value	£569,643.09

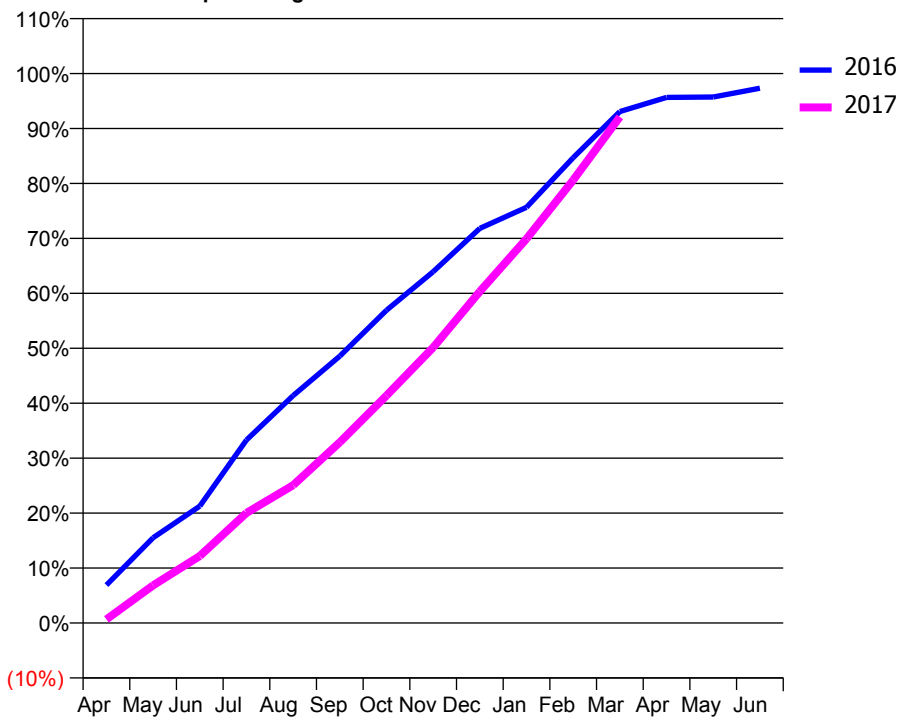
ACCESS*

Patients seen in 24 months	Total	Change since previous quarter
Quarter ending March 2016	7,469	
Quarter ending June 2016	7,323	↓
Quarter ending September 2016	7,242	↓
Quarter ending December 2016	7,746	↑
Quarter ending March 2017	8,474	↑
Variance since March 2016	13.5%	↑



ACTIVITY

Cumulative percentage of contracted UDA delivered 2016 & 2017



Month	Adjusted Scheduled Activity (UDA)	
	2016	2017
April	1,656	159
May	3,722	1,646
June	5,103	2,927
July	7,991	4,806
August	9,932	6,018
September	11,655	7,889
October	13,659	9,929
November	15,342	12,034
December	17,234	14,476
January	18,150	16,775
February	20,318	19,337
March	22,329	22,098
April	22,949	
May	22,967	
June	23,351	

QUALITY

	Quantity	Base Number	Contract	LHB	Wales
% of FP17s for the same patient ID Re-attending within 3 months - Children	143	2,465	5.8%	9.8%	11.3%
% of FP17s for the same patient ID Re-attending within 3 months - Adults	1,219	9,217	13.2%	14.7%	16.7%
% of FP17s for the same patient ID Re-attending between 3 & 9 months - Children	1,229	2,465	49.9%	53.0%	58.0%
% of FP17s for the same patient ID Re-attending between 3 & 9 months - Adults	3,860	9,217	41.9%	50.1%	53.7%
% of FP17s for Band 1 Urgent Courses	1,472	11,164	13.2%	9.3%	9.0%
% of FP17s Relating to Free Repair or Replacements	124	11,164	1.1%	0.7%	0.7%
% of FP17s Relating to Continuations	50	11,164	0.4%	0.7%	0.9%
% of Patients satisfied with the dentistry they have received	24	24	100.0%	95.2%	93.9%
% of Patients satisfied with the time they had to wait for an appointment	23	24	95.8%	89.0%	88.4%

* This is based on patients treated on this contract for their most recent course of treatment. Figures in italics indicate the base number of FP17s or Patient Questionnaire responses are less than 100. N/A is shown where the base number of responses is less than 10 during the period. % is calculated as Quantity/Base number*100

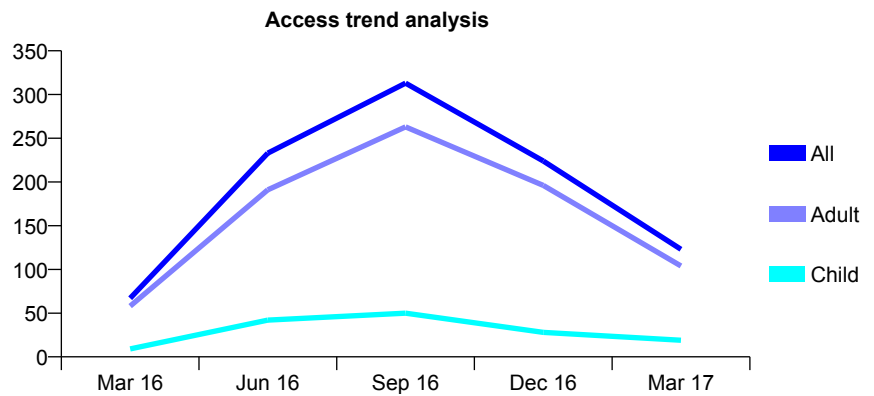
7A3 - Vital Signs At a Glance Contract Report for 189693/0002 - March 2017

Name or company name	Hall, Hopkins & Thorne of Llynfi Dental Pra
Contract type name	GDS Contract
Purpose of contract	General
Contract start date	01/01/2016
Contract end date	30/09/2016

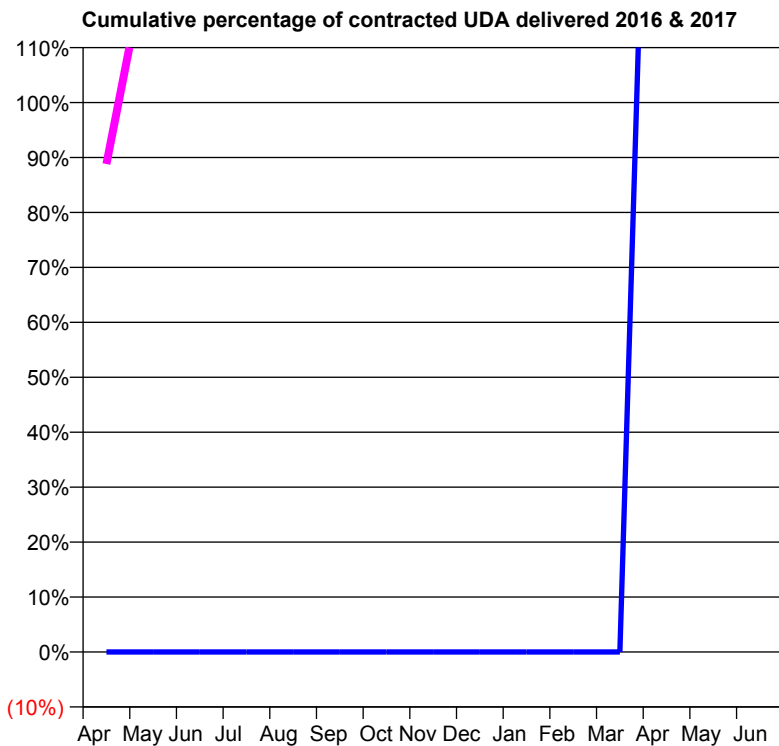
16/17 Contracted general activity (UDA)	168
Carry forward general activity (UDA)	0
16/17 Contracted orthodontic activity (UOA)	0
Carry forward orthodontic activity (UOA)	0
Baseline contract value	£16,883.80

ACCESS*

Patients seen in 24 months	Total	Change since previous quarter
Quarter ending March 2016	67	
Quarter ending June 2016	233	↑
Quarter ending September 2016	313	↑
Quarter ending December 2016	224	↓
Quarter ending March 2017	123	↓
Variance since March 2016	83.6%	↑



ACTIVITY



Month	Adjusted Scheduled Activity (UDA)	
	2016	2017
April	0	149
May	0	221
June	0	328
July	0	419
August	0	427
September	0	742
October	0	742
November	0	741
December	0	741
January	0	741
February	0	744
March	0	744
April	233	
May	233	
June	241	

QUALITY

	Quantity	Base Number	Contract	LHB	Wales
% of FP17s for the same patient ID Re-attending within 3 months - Children	0	61	0.0%	9.8%	11.3%
% of FP17s for the same patient ID Re-attending within 3 months - Adults	9	381	2.4%	14.7%	16.7%
% of FP17s for the same patient ID Re-attending between 3 & 9 months - Children	1	61	1.6%	53.0%	58.0%
% of FP17s for the same patient ID Re-attending between 3 & 9 months - Adults	8	381	2.1%	50.1%	53.7%
% of FP17s for Band 1 Urgent Courses	46	319	14.4%	9.3%	9.0%
% of FP17s Relating to Free Repair or Replacements	2	319	0.6%	0.7%	0.7%
% of FP17s Relating to Continuations	0	319	0.0%	0.7%	0.9%
% of Patients satisfied with the dentistry they have received	1	2	N/A	95.2%	93.9%
% of Patients satisfied with the time they had to wait for an appointment	2	2	N/A	89.0%	88.4%

* This is based on patients treated on this contract for their most recent course of treatment. Figures in italics indicate the base number of FP17s or Patient Questionnaire responses are less than 100. N/A is shown where the base number of responses is less than 10 during the period. % is calculated as Quantity/Base number*100

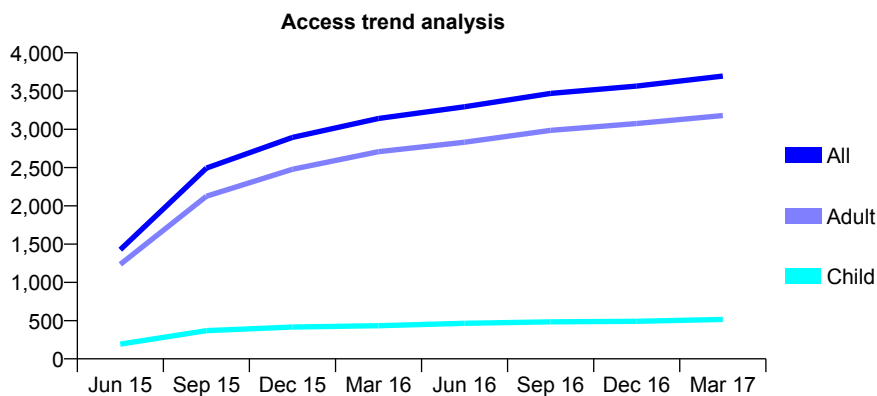
7A3 - Vital Signs At a Glance Contract Report for 189839/0001 - March 2017

Name or company name	Sketty Road Dental
Contract type name	GDS Contract
Purpose of contract	General
Contract start date	01/03/2015
Contract end date	

16/17 Contracted general activity (UDA)	12,500
Carry forward general activity (UDA)	0
16/17 Contracted orthodontic activity (UOA)	0
Carry forward orthodontic activity (UOA)	0
Baseline contract value	£287,199.03

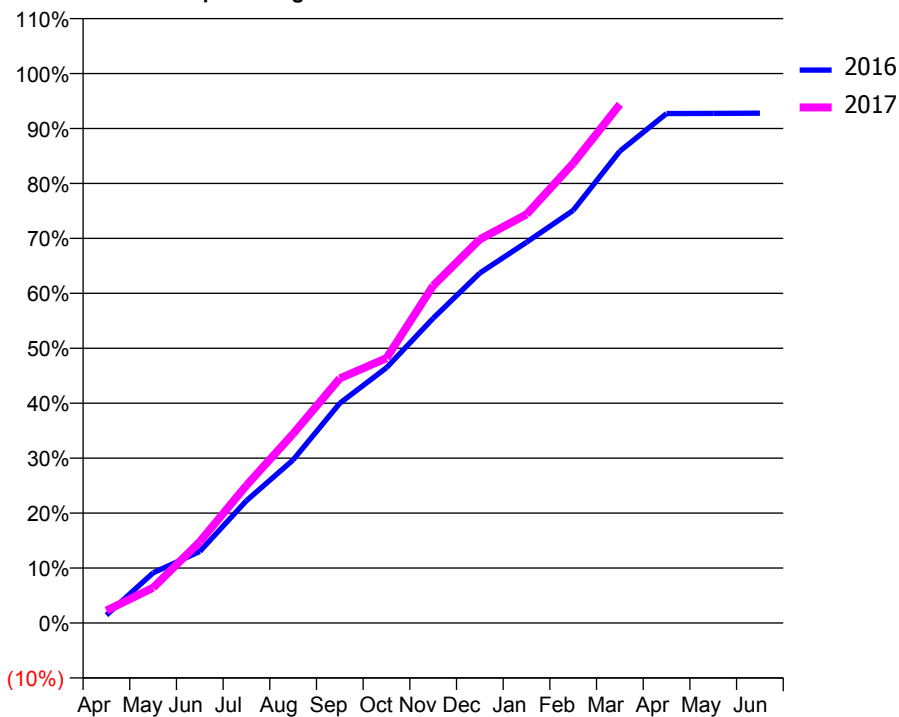
ACCESS*

Patients seen in 24 months	Total	Change since previous quarter
Quarter ending March 2016	3,141	
Quarter ending June 2016	3,295	↑
Quarter ending September 2016	3,470	↑
Quarter ending December 2016	3,565	↑
Quarter ending March 2017	3,695	↑
Variance since March 2016	17.6%	↑



ACTIVITY

Cumulative percentage of contracted UDA delivered 2016 & 2017



Month	Adjusted Scheduled Activity (UDA)	
	2016	2017
April	180	283
May	1,142	804
June	1,627	1,849
July	2,782	3,131
August	3,713	4,307
September	5,002	5,565
October	5,807	6,026
November	6,932	7,672
December	7,961	8,728
January	8,661	9,295
February	9,386	10,458
March	10,735	11,798
April	11,588	
May	11,593	
June	11,598	

QUALITY

	Quantity	Base Number	Contract	LHB	Wales
% of FP17s for the same patient ID Re-attending within 3 months - Children	38	833	4.6%	9.8%	11.3%
% of FP17s for the same patient ID Re-attending within 3 months - Adults	1,103	5,598	19.7%	14.7%	16.7%
% of FP17s for the same patient ID Re-attending between 3 & 9 months - Children	575	833	69.0%	53.0%	58.0%
% of FP17s for the same patient ID Re-attending between 3 & 9 months - Adults	3,110	5,598	55.6%	50.1%	53.7%
% of FP17s for Band 1 Urgent Courses	359	6,092	5.9%	9.3%	9.0%
% of FP17s Relating to Free Repair or Replacements	69	6,092	1.1%	0.7%	0.7%
% of FP17s Relating to Continuations	231	6,092	3.8%	0.7%	0.9%
% of Patients satisfied with the dentistry they have received	36	38	94.7%	95.2%	93.9%
% of Patients satisfied with the time they had to wait for an appointment	36	38	94.7%	89.0%	88.4%

* This is based on patients treated on this contract for their most recent course of treatment. Figures in italics indicate the base number of FP17s or Patient Questionnaire responses are less than 100. N/A is shown where the base number of responses is less than 10 during the period. % is calculated as Quantity/Base number*100

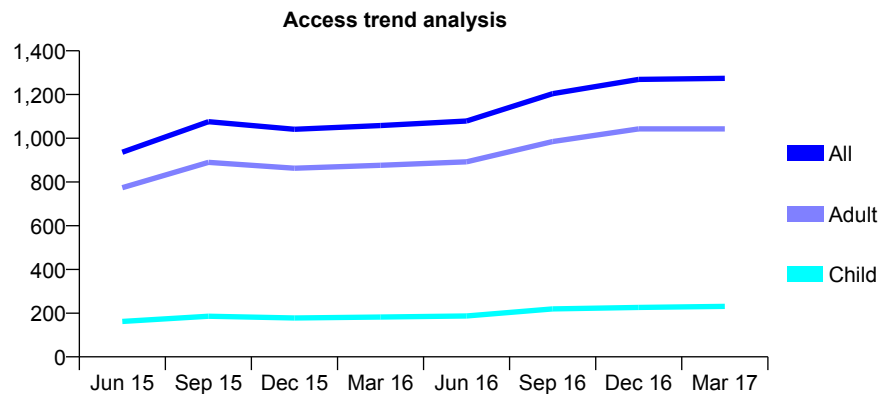
7A3 - Vital Signs At a Glance Contract Report for 193399/0001 - March 2017

Name or company name	Dr Roach Price Dental Practice
Contract type name	GDS Contract
Purpose of contract	General
Contract start date	31/03/2014
Contract end date	

16/17 Contracted general activity (UDA)	4,592
Carry forward general activity (UDA)	0
16/17 Contracted orthodontic activity (UOA)	0
Carry forward orthodontic activity (UOA)	0
Baseline contract value	£102,264.06

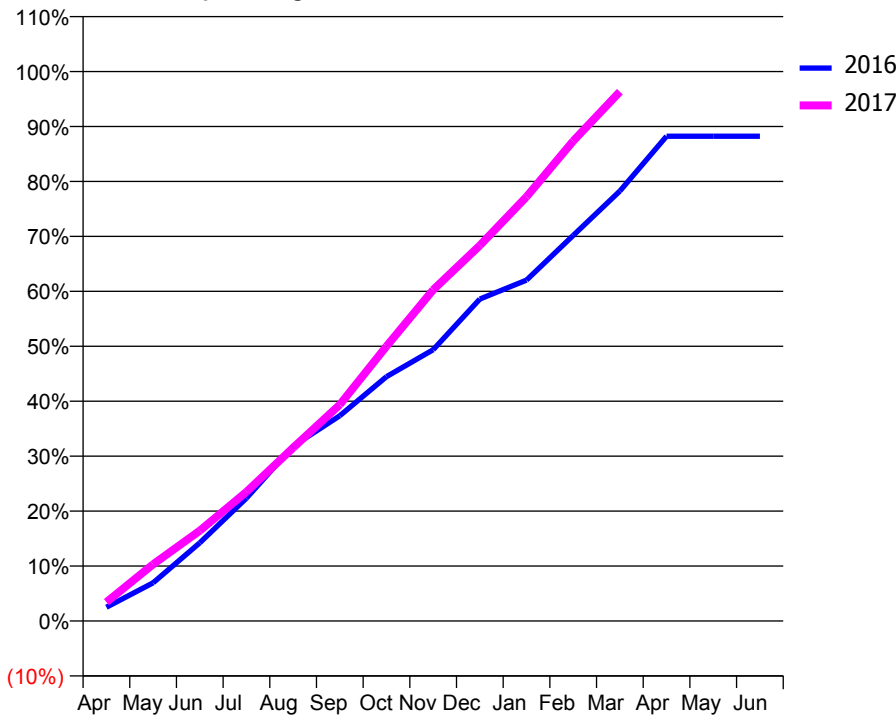
ACCESS*

Patients seen in 24 months	Total	Change since previous quarter
Quarter ending March 2016	1,058	
Quarter ending June 2016	1,079	→
Quarter ending September 2016	1,204	↑
Quarter ending December 2016	1,269	↑
Quarter ending March 2017	1,274	→
Variance since March 2016	20.4%	↑



ACTIVITY

Cumulative percentage of contracted UDA delivered 2016 & 2017



Month	Adjusted Scheduled Activity (UDA)	
	2016	2017
April	115	158
May	319	474
June	653	755
July	1,027	1,079
August	1,462	1,448
September	1,716	1,808
October	2,042	2,296
November	2,267	2,767
December	2,690	3,138
January	2,848	3,545
February	3,223	4,012
March	3,593	4,423
April	4,051	
May	4,051	
June	4,051	

QUALITY

	Quantity	Base Number	Contract	LHB	Wales
% of FP17s for the same patient ID Re-attending within 3 months - Children	29	407	7.1%	9.8%	11.3%
% of FP17s for the same patient ID Re-attending within 3 months - Adults	350	2,011	17.4%	14.7%	16.7%
% of FP17s for the same patient ID Re-attending between 3 & 9 months - Children	209	407	51.4%	53.0%	58.0%
% of FP17s for the same patient ID Re-attending between 3 & 9 months - Adults	991	2,011	49.3%	50.1%	53.7%
% of FP17s for Band 1 Urgent Courses	280	2,283	12.3%	9.3%	9.0%
% of FP17s Relating to Free Repair or Replacements	18	2,283	0.8%	0.7%	0.7%
% of FP17s Relating to Continuations	8	2,283	0.4%	0.7%	0.9%
% of Patients satisfied with the dentistry they have received	7	8	N/A	95.2%	93.9%
% of Patients satisfied with the time they had to wait for an appointment	8	8	N/A	89.0%	88.4%

* This is based on patients treated on this contract for their most recent course of treatment. Figures in italics indicate the base number of FP17s or Patient Questionnaire responses are less than 100. N/A is shown where the base number of responses is less than 10 during the period. % is calculated as Quantity/Base number*100

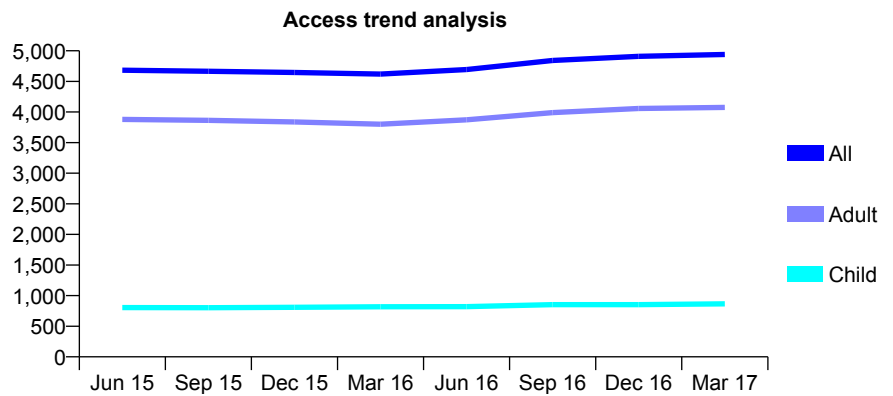
7A3 - Vital Signs At a Glance Contract Report for 195006/0001 - March 2017

Name or company name	R Elliott and Associates
Contract type name	GDS Contract
Purpose of contract	General
Contract start date	01/02/2007
Contract end date	

16/17 Contracted general activity (UDA)	14,790
Carry forward general activity (UDA)	747
16/17 Contracted orthodontic activity (UOA)	0
Carry forward orthodontic activity (UOA)	0
Baseline contract value	£334,961.57

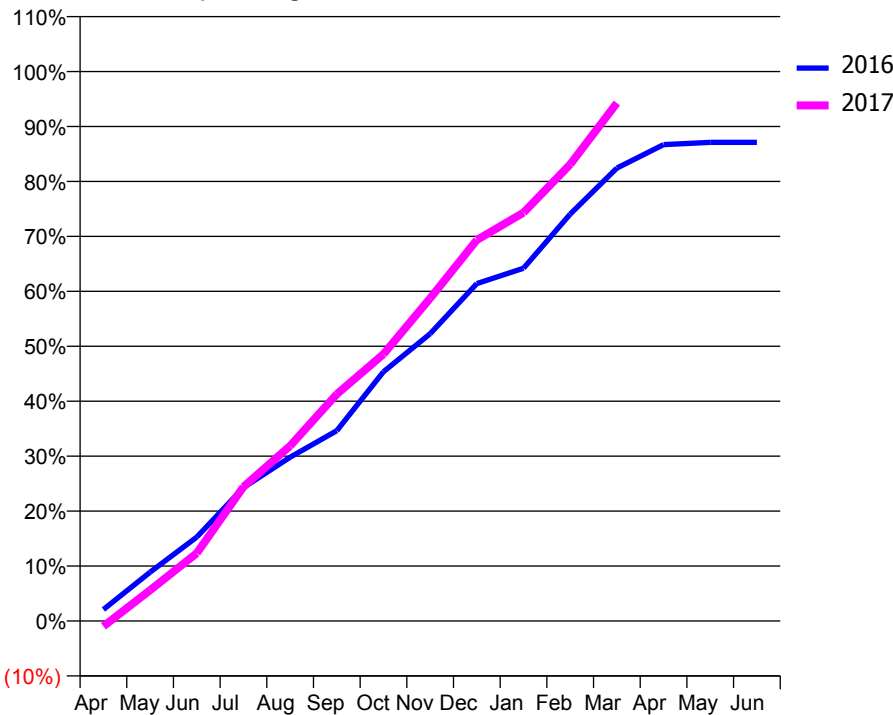
ACCESS*

Patients seen in 24 months	Total	Change since previous quarter
Quarter ending March 2016	4,619	
Quarter ending June 2016	4,694	→
Quarter ending September 2016	4,842	↑
Quarter ending December 2016	4,909	→
Quarter ending March 2017	4,940	→
Variance since March 2016	6.9%	↑



ACTIVITY

Cumulative percentage of contracted UDA delivered 2016 & 2017



Month	Adjusted Scheduled Activity (UDA)	
	2016	2017
April	312	-145
May	1,314	831
June	2,260	1,825
July	3,591	3,613
August	4,408	4,713
September	5,124	6,107
October	6,709	7,184
November	7,734	8,689
December	9,081	10,254
January	9,494	10,991
February	10,951	12,290
March	12,192	13,940
April	12,820	
May	12,881	
June	12,881	

QUALITY

	Quantity	Base Number	Contract	LHB	Wales
% of FP17s for the same patient ID Re-attending within 3 months - Children	50	1,141	4.4%	9.8%	11.3%
% of FP17s for the same patient ID Re-attending within 3 months - Adults	823	6,298	13.1%	14.7%	16.7%
% of FP17s for the same patient ID Re-attending between 3 & 9 months - Children	567	1,141	49.7%	53.0%	58.0%
% of FP17s for the same patient ID Re-attending between 3 & 9 months - Adults	3,640	6,298	57.8%	50.1%	53.7%
% of FP17s for Band 1 Urgent Courses	576	7,141	8.1%	9.3%	9.0%
% of FP17s Relating to Free Repair or Replacements	75	7,141	1.1%	0.7%	0.7%
% of FP17s Relating to Continuations	58	7,141	0.8%	0.7%	0.9%
% of Patients satisfied with the dentistry they have received	22	22	100.0%	95.2%	93.9%
% of Patients satisfied with the time they had to wait for an appointment	21	22	95.5%	89.0%	88.4%

* This is based on patients treated on this contract for their most recent course of treatment. Figures in italics indicate the base number of FP17s or Patient Questionnaire responses are less than 100. N/A is shown where the base number of responses is less than 10 during the period. % is calculated as Quantity/Base number*100

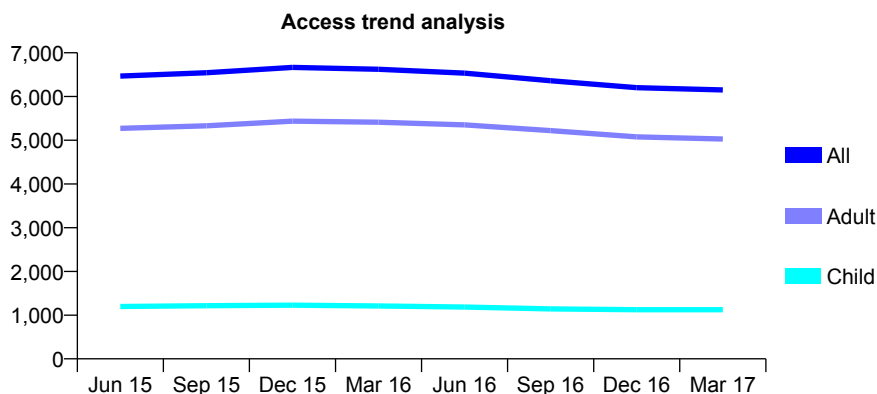
7A3 - Vital Signs At a Glance Contract Report for 195006/0002 - March 2017

Name or company name	R Elliott and Associates
Contract type name	GDS Contract
Purpose of contract	General
Contract start date	01/02/2007
Contract end date	

16/17 Contracted general activity (UDA)	18,317
Carry forward general activity (UDA)	0
16/17 Contracted orthodontic activity (UOA)	0
Carry forward orthodontic activity (UOA)	0
Baseline contract value	£414,840.52

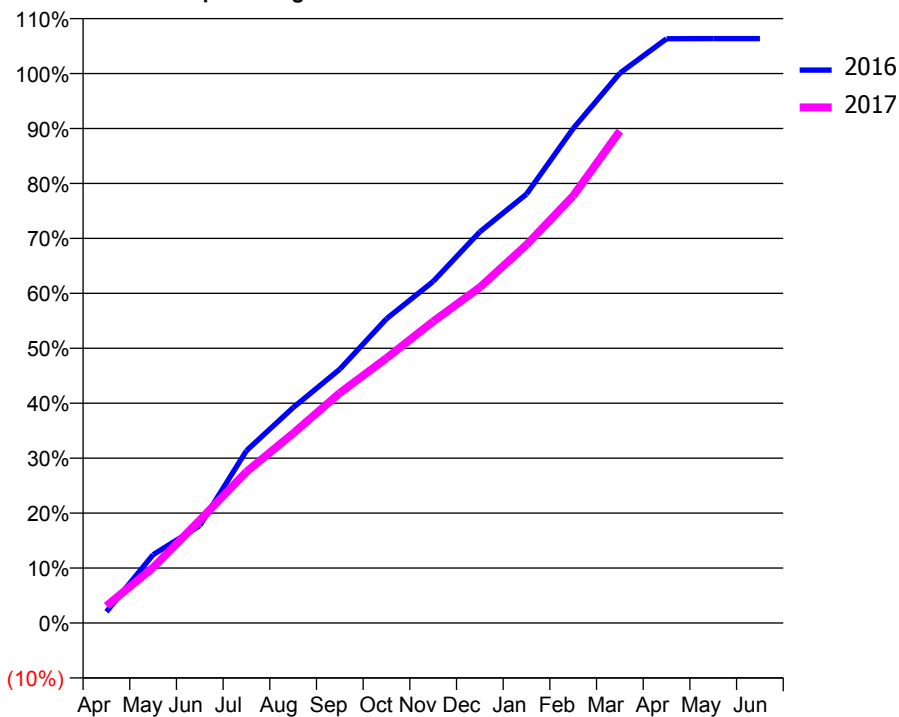
ACCESS*

Patients seen in 24 months	Total	Change since previous quarter
Quarter ending March 2016	6,622	
Quarter ending June 2016	6,534	↓
Quarter ending September 2016	6,362	↓
Quarter ending December 2016	6,203	↓
Quarter ending March 2017	6,150	→
Variance since March 2016	(7.1%)	↓



ACTIVITY

Cumulative percentage of contracted UDA delivered 2016 & 2017



Month	Adjusted Scheduled Activity (UDA)	
	2016	2017
April	374	570
May	2,279	1,846
June	3,245	3,429
July	5,743	5,043
August	7,182	6,321
September	8,459	7,670
October	10,143	8,830
November	11,384	10,052
December	13,039	11,191
January	14,298	12,608
February	16,486	14,239
March	18,328	16,399
April	19,478	
May	19,479	
June	19,479	

QUALITY

	Quantity	Base Number	Contract	LHB	Wales
% of FP17s for the same patient ID Re-attending within 3 months - Children	117	1,605	7.3%	9.8%	11.3%
% of FP17s for the same patient ID Re-attending within 3 months - Adults	1,241	7,697	16.1%	14.7%	16.7%
% of FP17s for the same patient ID Re-attending between 3 & 9 months - Children	955	1,605	59.5%	53.0%	58.0%
% of FP17s for the same patient ID Re-attending between 3 & 9 months - Adults	4,402	7,697	57.2%	50.1%	53.7%
% of FP17s for Band 1 Urgent Courses	761	8,718	8.7%	9.3%	9.0%
% of FP17s Relating to Free Repair or Replacements	83	8,718	1.0%	0.7%	0.7%
% of FP17s Relating to Continuations	88	8,718	1.0%	0.7%	0.9%
% of Patients satisfied with the dentistry they have received	35	38	92.1%	95.2%	93.9%
% of Patients satisfied with the time they had to wait for an appointment	37	38	97.4%	89.0%	88.4%

* This is based on patients treated on this contract for their most recent course of treatment. Figures in italics indicate the base number of FP17s or Patient Questionnaire responses are less than 100. N/A is shown where the base number of responses is less than 10 during the period. % is calculated as Quantity/Base number*100

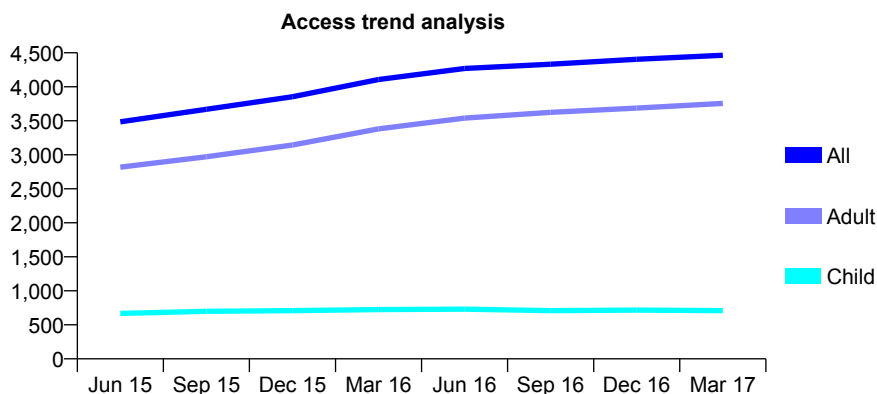
7A3 - Vital Signs At a Glance Contract Report for 195375/0001 - March 2017

Name or company name	Woods Dental
Contract type name	GDS Contract
Purpose of contract	General
Contract start date	01/01/2012
Contract end date	

16/17 Contracted general activity (UDA)	9,368
Carry forward general activity (UDA)	0
16/17 Contracted orthodontic activity (UOA)	0
Carry forward orthodontic activity (UOA)	0
Baseline contract value	£218,686.32

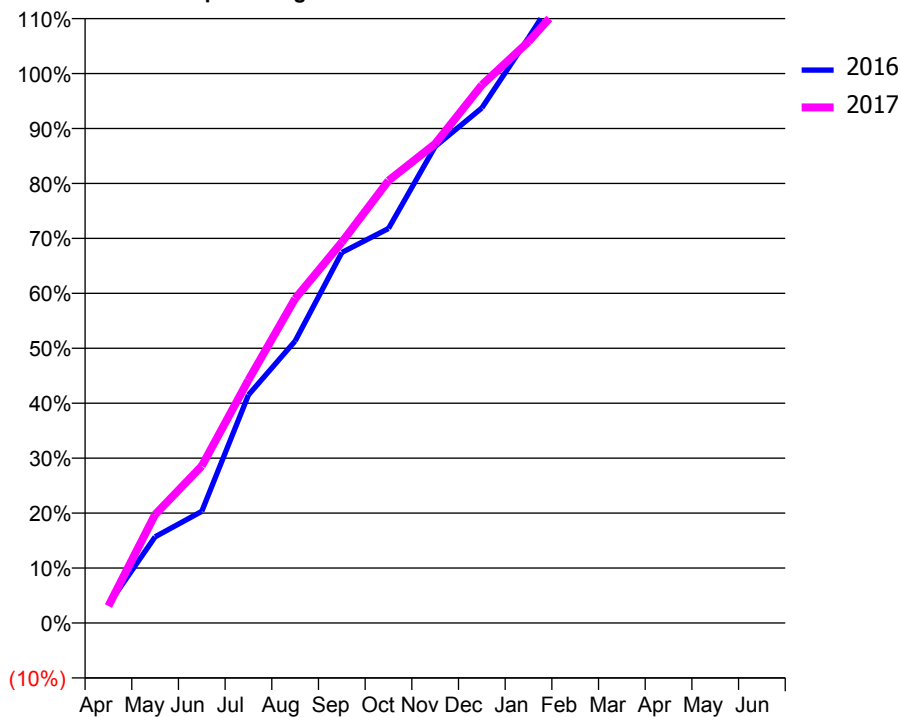
ACCESS*

Patients seen in 24 months	Total	Change since previous quarter
Quarter ending March 2016	4,107	
Quarter ending June 2016	4,270	↑
Quarter ending September 2016	4,333	→
Quarter ending December 2016	4,404	→
Quarter ending March 2017	4,464	→
Variance since March 2016	8.7%	↑



ACTIVITY

Cumulative percentage of contracted UDA delivered 2016 & 2017



Month	Adjusted Scheduled Activity (UDA)	
	2016	2017
April	318	289
May	1,469	1,848
June	1,904	2,677
July	3,889	4,143
August	4,807	5,531
September	6,317	6,492
October	6,725	7,543
November	8,124	8,168
December	8,781	9,172
January	9,978	9,910
February	11,202	10,796
March	12,922	11,899
April	13,660	
May	13,700	
June	13,701	

QUALITY

	Quantity	Base Number	Contract	LHB	Wales
% of FP17s for the same patient ID Re-attending within 3 months - Children	70	1,072	6.5%	9.8%	11.3%
% of FP17s for the same patient ID Re-attending within 3 months - Adults	707	5,299	13.3%	14.7%	16.7%
% of FP17s for the same patient ID Re-attending between 3 & 9 months - Children	624	1,072	58.2%	53.0%	58.0%
% of FP17s for the same patient ID Re-attending between 3 & 9 months - Adults	2,555	5,299	48.2%	50.1%	53.7%
% of FP17s for Band 1 Urgent Courses	1,821	5,989	30.4%	9.3%	9.0%
% of FP17s Relating to Free Repair or Replacements	31	5,989	0.5%	0.7%	0.7%
% of FP17s Relating to Continuations	15	5,989	0.3%	0.7%	0.9%
% of Patients satisfied with the dentistry they have received	9	10	90.0%	95.2%	93.9%
% of Patients satisfied with the time they had to wait for an appointment	9	10	90.0%	89.0%	88.4%

* This is based on patients treated on this contract for their most recent course of treatment. Figures in italics indicate the base number of FP17s or Patient Questionnaire responses are less than 100. N/A is shown where the base number of responses is less than 10 during the period. % is calculated as Quantity/Base number*100

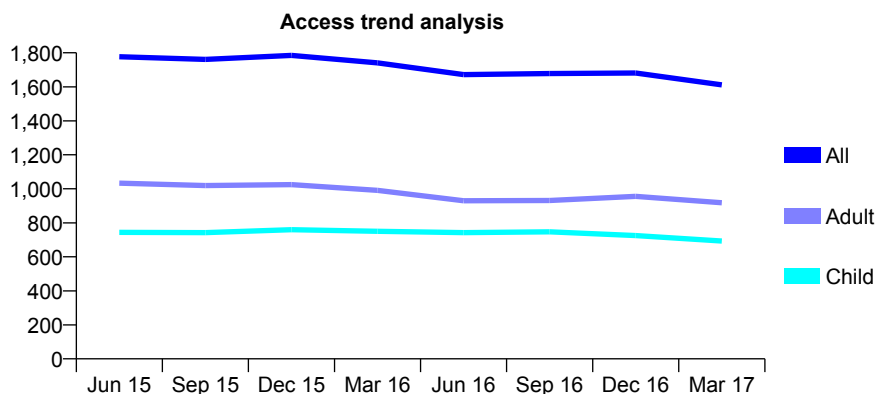
7A3 - Vital Signs At a Glance Contract Report for 195510/0001 - March 2017

Name or company name	Vale View Dental Care
Contract type name	GDS Contract
Purpose of contract	General
Contract start date	01/08/2009
Contract end date	

16/17 Contracted general activity (UDA)	6,032
Carry forward general activity (UDA)	162
16/17 Contracted orthodontic activity (UOA)	0
Carry forward orthodontic activity (UOA)	0
Baseline contract value	£143,212.06

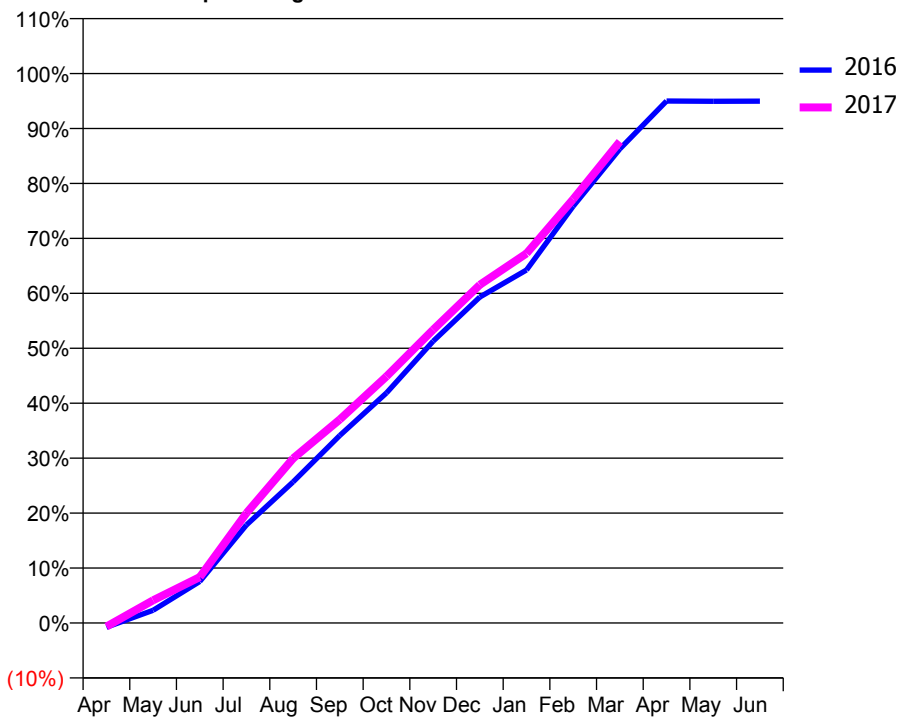
ACCESS*

Patients seen in 24 months	Total	Change since previous quarter
Quarter ending March 2016	1,741	
Quarter ending June 2016	1,672	↓
Quarter ending September 2016	1,678	→
Quarter ending December 2016	1,681	→
Quarter ending March 2017	1,611	↓
Variance since March 2016	(7.5%)	↓



ACTIVITY

Cumulative percentage of contracted UDA delivered 2016 & 2017



Month	Adjusted Scheduled Activity (UDA)	
	2016	2017
April	-48	-40
May	139	249
June	456	505
July	1,077	1,207
August	1,550	1,806
September	2,059	2,234
October	2,526	2,707
November	3,094	3,219
December	3,579	3,713
January	3,875	4,057
February	4,575	4,653
March	5,205	5,284
April	5,731	
May	5,727	
June	5,728	

QUALITY

	Quantity	Base Number	Contract	LHB	Wales
% of FP17s for the same patient ID Re-attending within 3 months - Children	70	1,113	6.3%	9.8%	11.3%
% of FP17s for the same patient ID Re-attending within 3 months - Adults	112	1,198	9.3%	14.7%	16.7%
% of FP17s for the same patient ID Re-attending between 3 & 9 months - Children	761	1,113	68.4%	53.0%	58.0%
% of FP17s for the same patient ID Re-attending between 3 & 9 months - Adults	733	1,198	61.2%	50.1%	53.7%
% of FP17s for Band 1 Urgent Courses	17	2,141	0.8%	9.3%	9.0%
% of FP17s Relating to Free Repair or Replacements	6	2,141	0.3%	0.7%	0.7%
% of FP17s Relating to Continuations	11	2,141	0.5%	0.7%	0.9%
% of Patients satisfied with the dentistry they have received	5	5	N/A	95.2%	93.9%
% of Patients satisfied with the time they had to wait for an appointment	5	5	N/A	89.0%	88.4%

* This is based on patients treated on this contract for their most recent course of treatment. Figures in italics indicate the base number of FP17s or Patient Questionnaire responses are less than 100. N/A is shown where the base number of responses is less than 10 during the period. % is calculated as Quantity/Base number*100

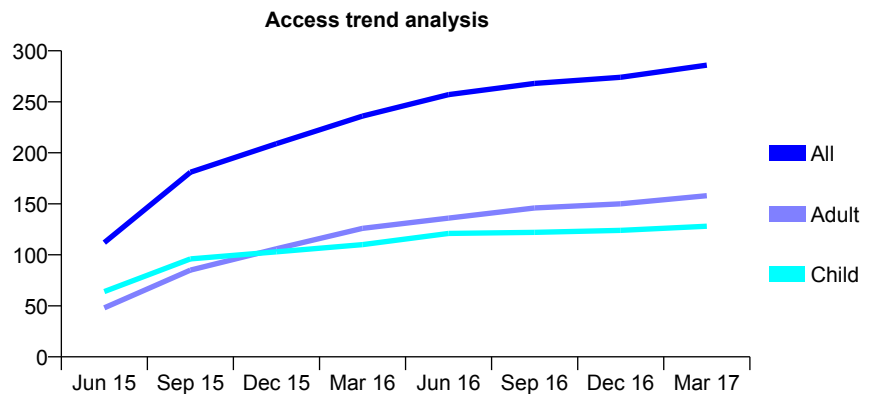
7A3 - Vital Signs At a Glance Contract Report for 197270/0001 - March 2017

Name or company name	HJ Price
Contract type name	GDS Contract
Purpose of contract	General
Contract start date	08/12/2014
Contract end date	

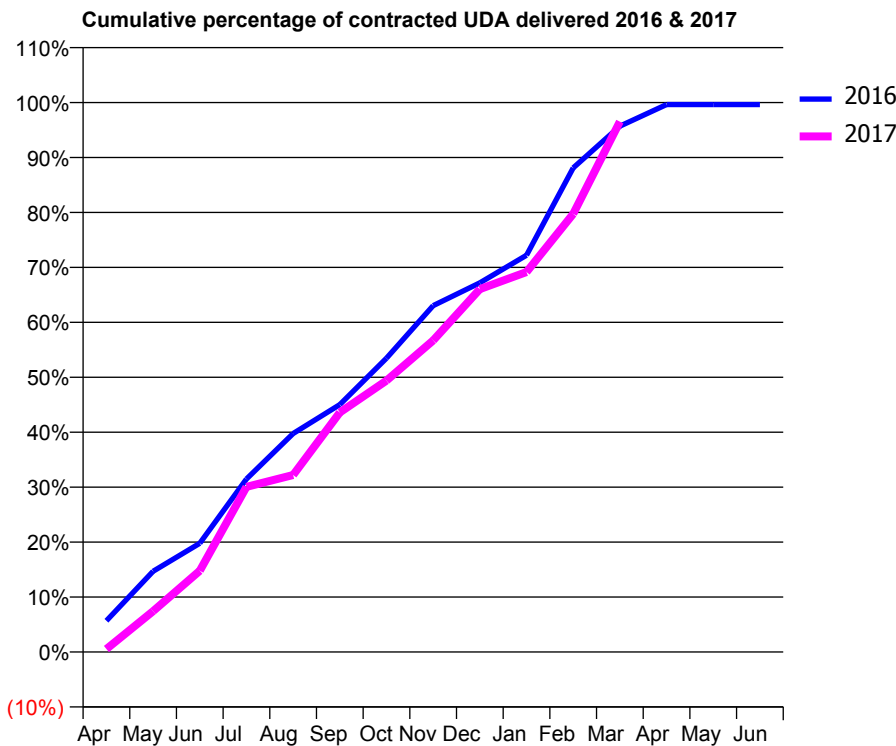
16/17 Contracted general activity (UDA)	900
Carry forward general activity (UDA)	0
16/17 Contracted orthodontic activity (UOA)	0
Carry forward orthodontic activity (UOA)	0
Baseline contract value	£20,046.29

ACCESS*

Patients seen in 24 months	Total	Change since previous quarter
Quarter ending March 2016	236	
Quarter ending June 2016	257	↑
Quarter ending September 2016	268	↑
Quarter ending December 2016	274	↑
Quarter ending March 2017	286	↑
Variance since March 2016	21.2%	↑



ACTIVITY



Month	Adjusted Scheduled Activity (UDA)	
	2016	2017
April	51	5
May	132	67
June	178	133
July	283	271
August	358	290
September	405	392
October	481	445
November	567	510
December	605	594
January	650	622
February	793	718
March	861	869
April	897	
May	897	
June	897	

QUALITY

	Quantity	Base Number	Contract	LHB	Wales
% of FP17s for the same patient ID Re-attending within 3 months - Children	10	210	4.8%	9.8%	11.3%
% of FP17s for the same patient ID Re-attending within 3 months - Adults	17	190	8.9%	14.7%	16.7%
% of FP17s for the same patient ID Re-attending between 3 & 9 months - Children	113	210	53.8%	53.0%	58.0%
% of FP17s for the same patient ID Re-attending between 3 & 9 months - Adults	93	190	48.9%	50.1%	53.7%
% of FP17s for Band 1 Urgent Courses	13	377	3.4%	9.3%	9.0%
% of FP17s Relating to Free Repair or Replacements	0	377	0.0%	0.7%	0.7%
% of FP17s Relating to Continuations	0	377	0.0%	0.7%	0.9%
% of Patients satisfied with the dentistry they have received	0	0	N/A	95.2%	93.9%
% of Patients satisfied with the time they had to wait for an appointment	0	0	N/A	89.0%	88.4%

* This is based on patients treated on this contract for their most recent course of treatment. Figures in italics indicate the base number of FP17s or Patient Questionnaire responses are less than 100. N/A is shown where the base number of responses is less than 10 during the period. % is calculated as Quantity/Base number*100

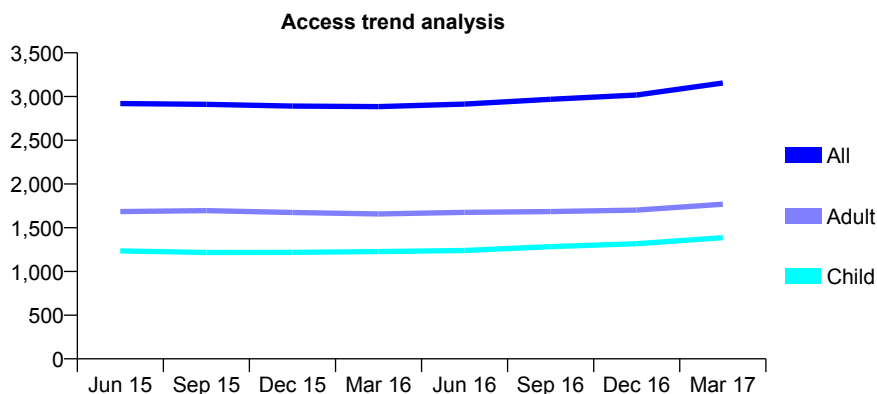
7A3 - Vital Signs At a Glance Contract Report for 199613/0001 - March 2017

Name or company name	J Bater and L Khosa
Contract type name	GDS Contract
Purpose of contract	General
Contract start date	01/04/2010
Contract end date	

16/17 Contracted general activity (UDA)	12,000
Carry forward general activity (UDA)	0
16/17 Contracted orthodontic activity (UOA)	0
Carry forward orthodontic activity (UOA)	0
Baseline contract value	£313,570.11

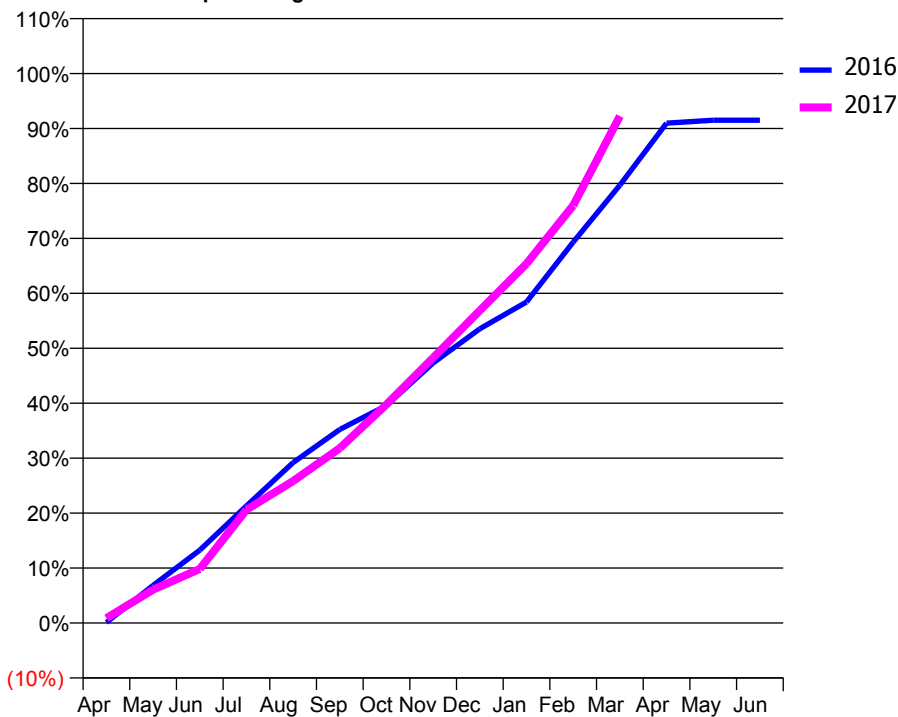
ACCESS*

Patients seen in 24 months	Total	Change since previous quarter
Quarter ending March 2016	2,884	
Quarter ending June 2016	2,914	→
Quarter ending September 2016	2,968	→
Quarter ending December 2016	3,018	→
Quarter ending March 2017	3,155	↑
Variance since March 2016	9.4%	↑



ACTIVITY

Cumulative percentage of contracted UDA delivered 2016 & 2017



Month	Adjusted Scheduled Activity (UDA)	
	2016	2017
April	12	105
May	822	729
June	1,592	1,182
July	2,557	2,473
August	3,504	3,101
September	4,226	3,819
October	4,752	4,773
November	5,681	5,794
December	6,426	6,824
January	7,011	7,847
February	8,319	9,120
March	9,562	11,070
April	10,916	
May	10,979	
June	10,979	

QUALITY

	Quantity	Base Number	Contract	LHB	Wales
% of FP17s for the same patient ID Re-attending within 3 months - Children	215	2,177	9.9%	9.8%	11.3%
% of FP17s for the same patient ID Re-attending within 3 months - Adults	745	2,761	27.0%	14.7%	16.7%
% of FP17s for the same patient ID Re-attending between 3 & 9 months - Children	1,106	2,177	50.8%	53.0%	58.0%
% of FP17s for the same patient ID Re-attending between 3 & 9 months - Adults	1,138	2,761	41.2%	50.1%	53.7%
% of FP17s for Band 1 Urgent Courses	852	4,516	18.9%	9.3%	9.0%
% of FP17s Relating to Free Repair or Replacements	5	4,516	0.1%	0.7%	0.7%
% of FP17s Relating to Continuations	5	4,516	0.1%	0.7%	0.9%
% of Patients satisfied with the dentistry they have received	14	14	100.0%	95.2%	93.9%
% of Patients satisfied with the time they had to wait for an appointment	14	14	100.0%	89.0%	88.4%

* This is based on patients treated on this contract for their most recent course of treatment. Figures in italics indicate the base number of FP17s or Patient Questionnaire responses are less than 100. N/A is shown where the base number of responses is less than 10 during the period. % is calculated as Quantity/Base number*100

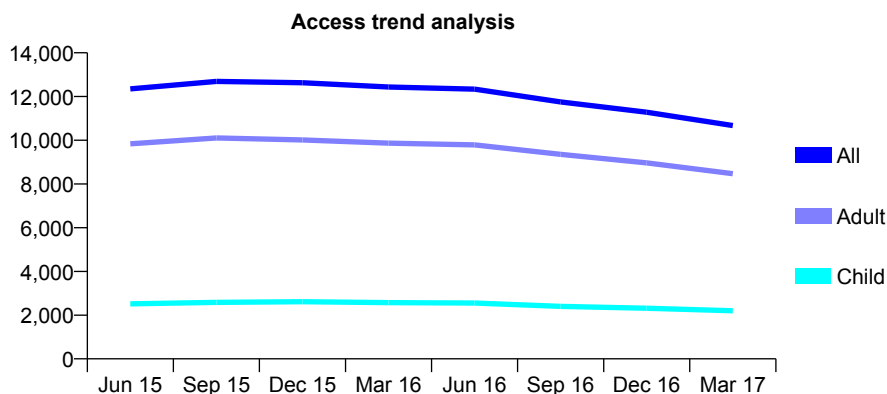
7A3 - Vital Signs At a Glance Contract Report for 199915/0003 - March 2017

Name or company name	IDH 441 to 444 Ltd
Contract type name	GDS Contract
Purpose of contract	General
Contract start date	01/04/2010
Contract end date	

16/17 Contracted general activity (UDA)	28,144
Carry forward general activity (UDA)	0
16/17 Contracted orthodontic activity (UOA)	0
Carry forward orthodontic activity (UOA)	0
Baseline contract value	£697,408.32

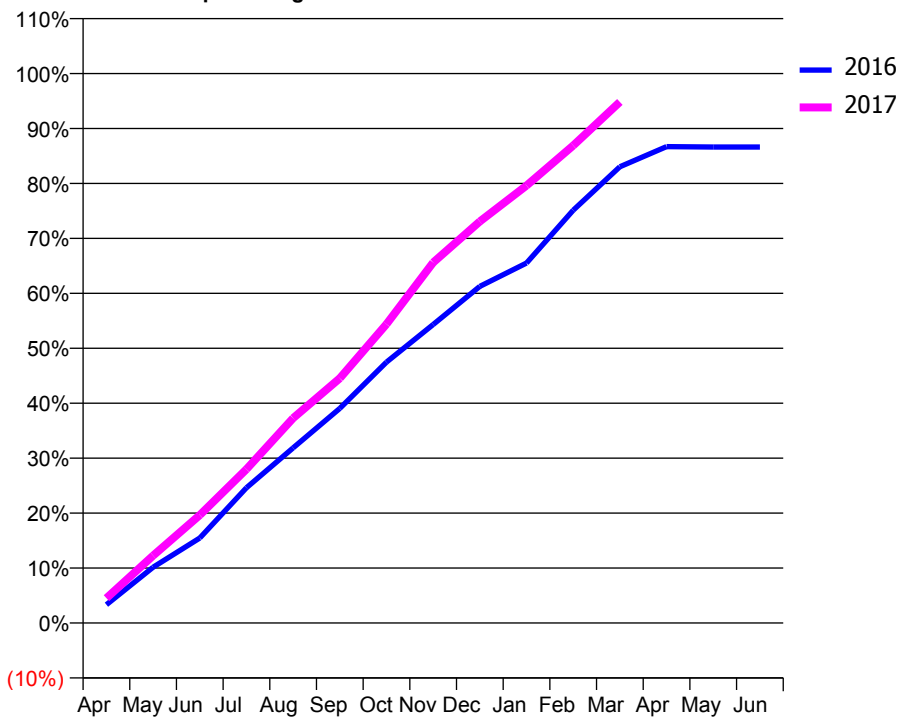
ACCESS*

Patients seen in 24 months	Total	Change since previous quarter
Quarter ending March 2016	12,438	
Quarter ending June 2016	12,337	→
Quarter ending September 2016	11,754	↓
Quarter ending December 2016	11,280	↓
Quarter ending March 2017	10,673	↓
Variance since March 2016	(14.2%)	↓



ACTIVITY

Cumulative percentage of contracted UDA delivered 2016 & 2017



Month	Adjusted Scheduled Activity (UDA)	
	2016	2017
April	1,203	1,272
May	3,673	3,455
June	5,596	5,531
July	8,899	7,878
August	11,524	10,496
September	14,121	12,537
October	17,161	15,311
November	19,635	18,467
December	22,144	20,571
January	23,680	22,407
February	27,155	24,451
March	30,013	26,686
April	31,331	
May	31,312	
June	31,308	

QUALITY

	Quantity	Base Number	Contract	LHB	Wales
% of FP17s for the same patient ID Re-attending within 3 months - Children	114	2,731	4.2%	9.8%	11.3%
% of FP17s for the same patient ID Re-attending within 3 months - Adults	786	9,964	7.9%	14.7%	16.7%
% of FP17s for the same patient ID Re-attending between 3 & 9 months - Children	1,321	2,731	48.4%	53.0%	58.0%
% of FP17s for the same patient ID Re-attending between 3 & 9 months - Adults	5,433	9,964	54.5%	50.1%	53.7%
% of FP17s for Band 1 Urgent Courses	618	12,178	5.1%	9.3%	9.0%
% of FP17s Relating to Free Repair or Replacements	36	12,178	0.3%	0.7%	0.7%
% of FP17s Relating to Continuations	145	12,178	1.2%	0.7%	0.9%
% of Patients satisfied with the dentistry they have received	63	67	94.0%	95.2%	93.9%
% of Patients satisfied with the time they had to wait for an appointment	56	67	83.6%	89.0%	88.4%

* This is based on patients treated on this contract for their most recent course of treatment. Figures in italics indicate the base number of FP17s or Patient Questionnaire responses are less than 100. N/A is shown where the base number of responses is less than 10 during the period. % is calculated as Quantity/Base number*100

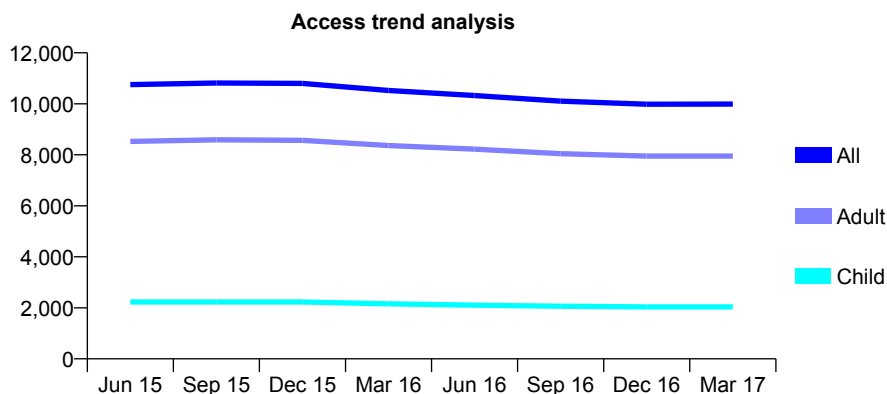
7A3 - Vital Signs At a Glance Contract Report for 202797/0001 - March 2017

Name or company name	MR B DAVID
Contract type name	GDS Contract
Purpose of contract	General
Contract start date	01/04/2006
Contract end date	

16/17 Contracted general activity (UDA)	33,962
Carry forward general activity (UDA)	0
16/17 Contracted orthodontic activity (UOA)	0
Carry forward orthodontic activity (UOA)	0
Baseline contract value	£874,290.91

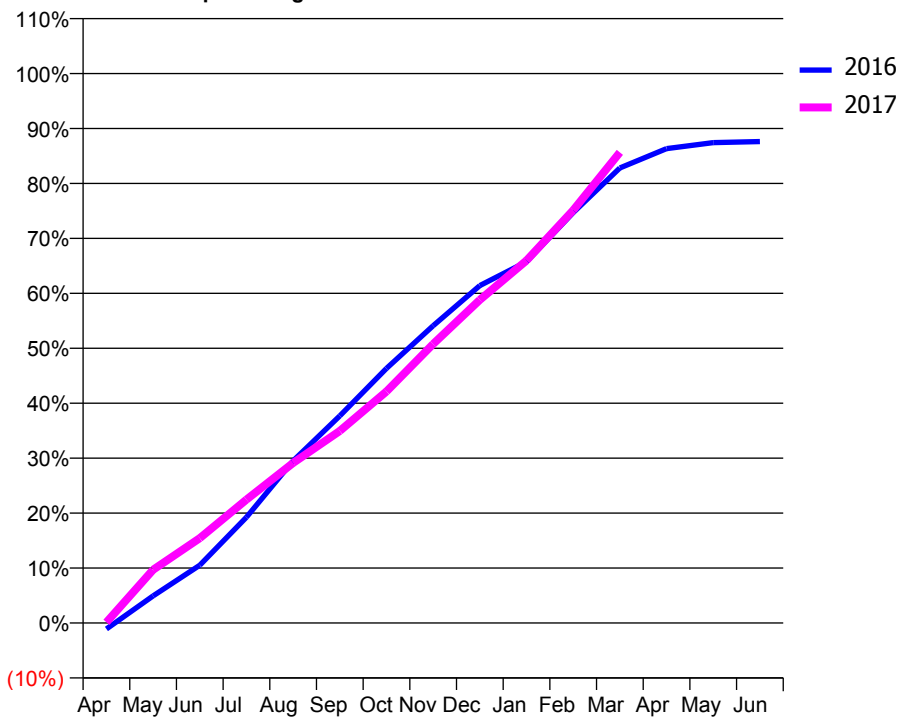
ACCESS*

Patients seen in 24 months	Total	Change since previous quarter
Quarter ending March 2016	10,522	
Quarter ending June 2016	10,325	↓
Quarter ending September 2016	10,107	↓
Quarter ending December 2016	9,983	↓
Quarter ending March 2017	9,988	→
Variance since March 2016	(5.1%)	↓



ACTIVITY

Cumulative percentage of contracted UDA delivered 2016 & 2017



Month	Adjusted Scheduled Activity (UDA)	
	2016	2017
April	-371	48
May	1,680	3,290
June	3,570	5,247
July	6,539	7,628
August	10,024	9,897
September	12,804	11,871
October	15,741	14,314
November	18,375	17,243
December	20,857	19,974
January	22,327	22,403
February	25,365	25,508
March	28,126	29,089
April	29,323	
May	29,693	
June	29,754	

QUALITY

	Quantity	Base Number	Contract	LHB	Wales
% of FP17s for the same patient ID Re-attending within 3 months - Children	247	2,903	8.5%	9.8%	11.3%
% of FP17s for the same patient ID Re-attending within 3 months - Adults	2,289	12,512	18.3%	14.7%	16.7%
% of FP17s for the same patient ID Re-attending between 3 & 9 months - Children	1,546	2,903	53.3%	53.0%	58.0%
% of FP17s for the same patient ID Re-attending between 3 & 9 months - Adults	6,753	12,512	54.0%	50.1%	53.7%
% of FP17s for Band 1 Urgent Courses	1,866	14,657	12.7%	9.3%	9.0%
% of FP17s Relating to Free Repair or Replacements	147	14,657	1.0%	0.7%	0.7%
% of FP17s Relating to Continuations	225	14,657	1.5%	0.7%	0.9%
% of Patients satisfied with the dentistry they have received	38	38	100.0%	95.2%	93.9%
% of Patients satisfied with the time they had to wait for an appointment	36	38	94.7%	89.0%	88.4%

* This is based on patients treated on this contract for their most recent course of treatment. Figures in italics indicate the base number of FP17s or Patient Questionnaire responses are less than 100. N/A is shown where the base number of responses is less than 10 during the period. % is calculated as Quantity/Base number*100

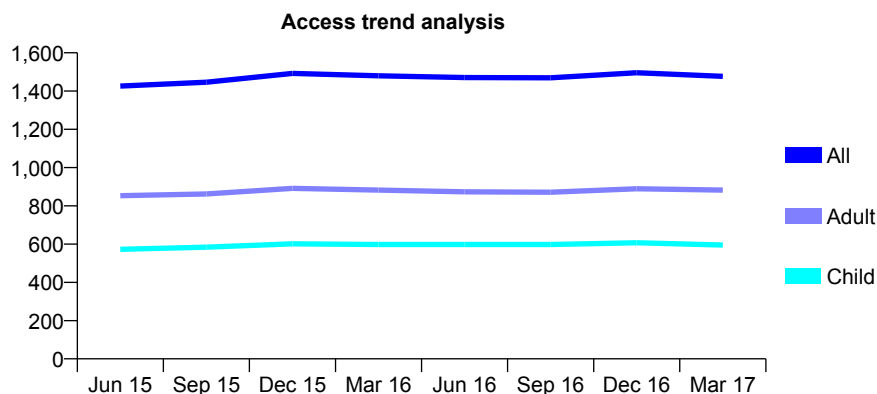
7A3 - Vital Signs At a Glance Contract Report for 222739/0001 - March 2017

Name or company name	MR G PEARSON
Contract type name	GDS Contract
Purpose of contract	General
Contract start date	01/04/2006
Contract end date	

16/17 Contracted general activity (UDA)	3,984
Carry forward general activity (UDA)	79
16/17 Contracted orthodontic activity (UOA)	0
Carry forward orthodontic activity (UOA)	0
Baseline contract value	£96,545.70

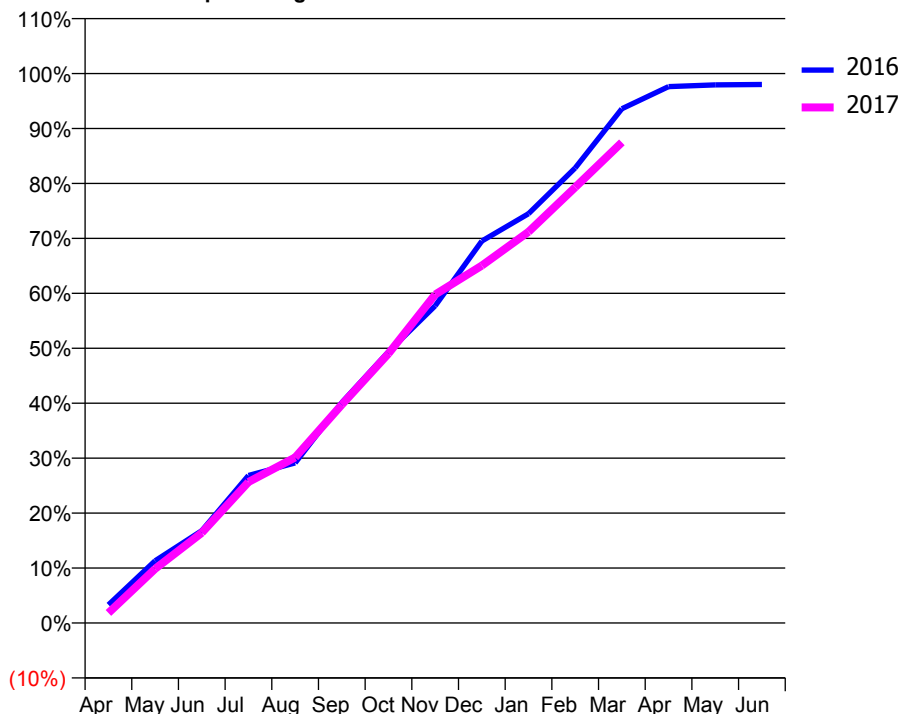
ACCESS*

Patients seen in 24 months	Total	Change since previous quarter
Quarter ending March 2016	1,480	
Quarter ending June 2016	1,471	→
Quarter ending September 2016	1,469	→
Quarter ending December 2016	1,496	→
Quarter ending March 2017	1,477	↓
Variance since March 2016	(0.2%)	→



ACTIVITY

Cumulative percentage of contracted UDA delivered 2016 & 2017



Month	Adjusted Scheduled Activity (UDA)	
	2016	2017
April	132	73
May	451	393
June	670	654
July	1,070	1,022
August	1,161	1,201
September	1,598	1,583
October	1,967	1,954
November	2,300	2,381
December	2,769	2,591
January	2,968	2,836
February	3,299	3,159
March	3,728	3,485
April	3,889	
May	3,902	
June	3,905	

QUALITY

	Quantity	Base Number	Contract	LHB	Wales
% of FP17s for the same patient ID Re-attending within 3 months - Children	47	884	5.3%	9.8%	11.3%
% of FP17s for the same patient ID Re-attending within 3 months - Adults	133	1,096	12.1%	14.7%	16.7%
% of FP17s for the same patient ID Re-attending between 3 & 9 months - Children	490	884	55.4%	53.0%	58.0%
% of FP17s for the same patient ID Re-attending between 3 & 9 months - Adults	521	1,096	47.5%	50.1%	53.7%
% of FP17s for Band 1 Urgent Courses	70	1,869	3.7%	9.3%	9.0%
% of FP17s Relating to Free Repair or Replacements	0	1,869	0.0%	0.7%	0.7%
% of FP17s Relating to Continuations	1	1,869	0.1%	0.7%	0.9%
% of Patients satisfied with the dentistry they have received	2	2	N/A	95.2%	93.9%
% of Patients satisfied with the time they had to wait for an appointment	2	2	N/A	89.0%	88.4%

* This is based on patients treated on this contract for their most recent course of treatment. Figures in italics indicate the base number of FP17s or Patient Questionnaire responses are less than 100. N/A is shown where the base number of responses is less than 10 during the period. % is calculated as Quantity/Base number*100

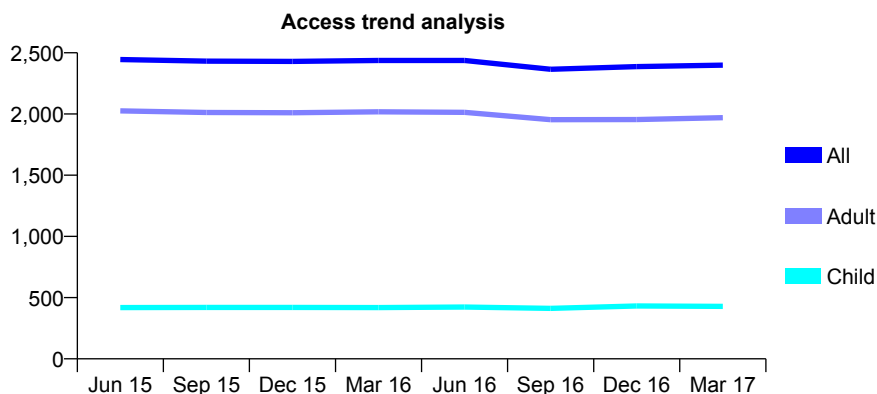
7A3 - Vital Signs At a Glance Contract Report for 224375/0001 - March 2017

Name or company name	MR PC BARRISCALE
Contract type name	GDS Contract
Purpose of contract	General
Contract start date	01/04/2006
Contract end date	

16/17 Contracted general activity (UDA)	8,674
Carry forward general activity (UDA)	34
16/17 Contracted orthodontic activity (UOA)	0
Carry forward orthodontic activity (UOA)	0
Baseline contract value	£199,295.10

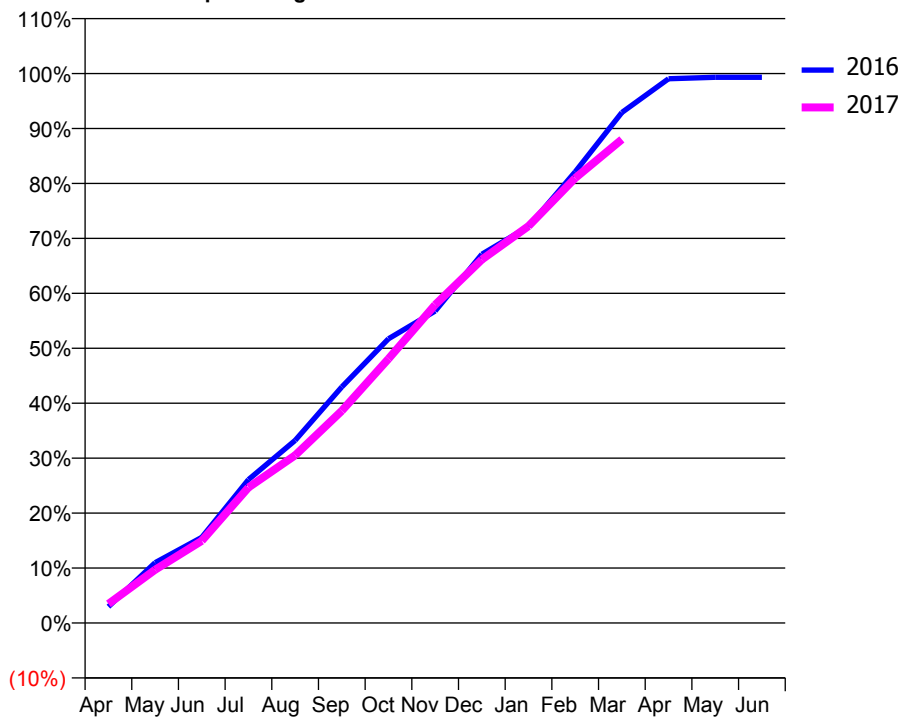
ACCESS*

Patients seen in 24 months	Total	Change since previous quarter
Quarter ending March 2016	2,437	
Quarter ending June 2016	2,437	→
Quarter ending September 2016	2,366	↓
Quarter ending December 2016	2,387	→
Quarter ending March 2017	2,399	→
Variance since March 2016	(1.6%)	↓



ACTIVITY

Cumulative percentage of contracted UDA delivered 2016 & 2017



Month	Adjusted Scheduled Activity (UDA)	
	2016	2017
April	258	302
May	953	841
June	1,352	1,298
July	2,264	2,139
August	2,882	2,647
September	3,726	3,351
October	4,487	4,170
November	4,924	5,023
December	5,820	5,737
January	6,259	6,266
February	7,122	7,022
March	8,058	7,633
April	8,592	
May	8,615	
June	8,615	

QUALITY

	Quantity	Base Number	Contract	LHB	Wales
% of FP17s for the same patient ID Re-attending within 3 months - Children	49	617	7.9%	9.8%	11.3%
% of FP17s for the same patient ID Re-attending within 3 months - Adults	575	2,779	20.7%	14.7%	16.7%
% of FP17s for the same patient ID Re-attending between 3 & 9 months - Children	351	617	56.9%	53.0%	58.0%
% of FP17s for the same patient ID Re-attending between 3 & 9 months - Adults	1,014	2,779	36.5%	50.1%	53.7%
% of FP17s for Band 1 Urgent Courses	578	3,221	17.9%	9.3%	9.0%
% of FP17s Relating to Free Repair or Replacements	21	3,221	0.7%	0.7%	0.7%
% of FP17s Relating to Continuations	53	3,221	1.6%	0.7%	0.9%
% of Patients satisfied with the dentistry they have received	8	8	N/A	95.2%	93.9%
% of Patients satisfied with the time they had to wait for an appointment	8	8	N/A	89.0%	88.4%

* This is based on patients treated on this contract for their most recent course of treatment. Figures in italics indicate the base number of FP17s or Patient Questionnaire responses are less than 100. N/A is shown where the base number of responses is less than 10 during the period. % is calculated as Quantity/Base number*100

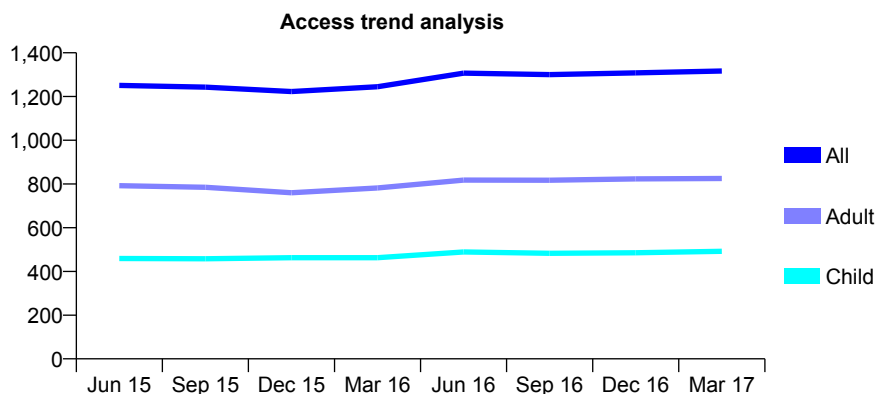
7A3 - Vital Signs At a Glance Contract Report for 233811/0001 - March 2017

Name or company name	MISS AE WALKER
Contract type name	GDS Contract
Purpose of contract	General
Contract start date	01/10/2006
Contract end date	

16/17 Contracted general activity (UDA)	2,138
Carry forward general activity (UDA)	0
16/17 Contracted orthodontic activity (UOA)	0
Carry forward orthodontic activity (UOA)	0
Baseline contract value	£53,209.51

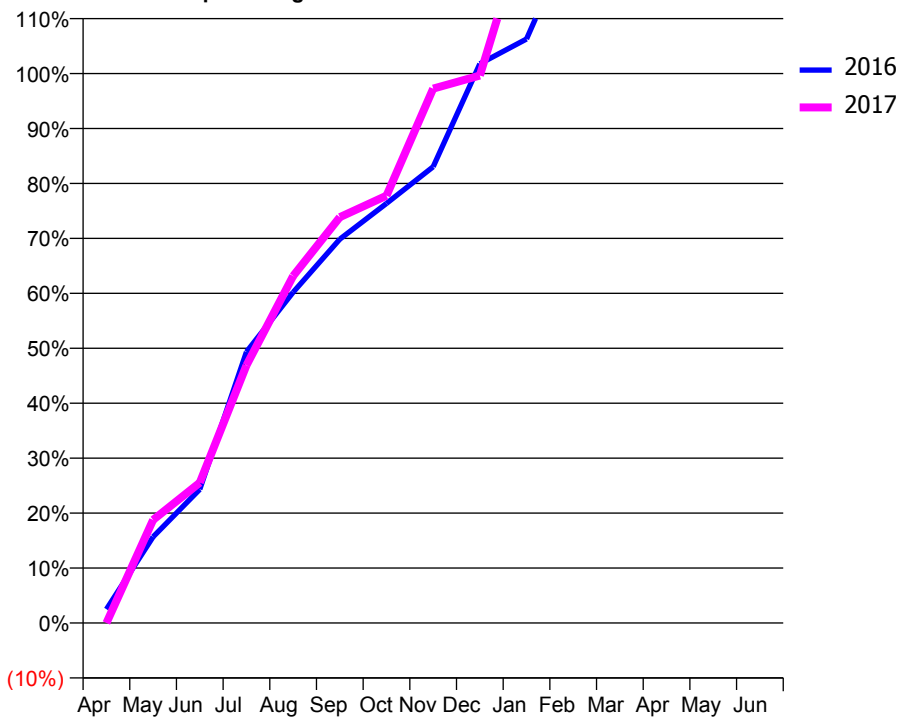
ACCESS*

Patients seen in 24 months	Total	Change since previous quarter
Quarter ending March 2016	1,245	
Quarter ending June 2016	1,307	↑
Quarter ending September 2016	1,300	→
Quarter ending December 2016	1,308	→
Quarter ending March 2017	1,317	→
Variance since March 2016	5.8%	↑



ACTIVITY

Cumulative percentage of contracted UDA delivered 2016 & 2017



Adjusted Scheduled Activity (UDA)

Month	2016	2017
April	54	0
May	335	401
June	520	546
July	1,055	1,002
August	1,287	1,350
September	1,494	1,579
October	1,633	1,663
November	1,775	2,079
December	2,176	2,130
January	2,272	2,722
February	2,682	2,920
March	2,998	3,405
April	3,353	
May	3,381	
June	3,381	

QUALITY

	Quantity	Base Number	Contract	LHB	Wales
% of FP17s for the same patient ID Re-attending within 3 months - Children	37	619	6.0%	9.8%	11.3%
% of FP17s for the same patient ID Re-attending within 3 months - Adults	216	1,066	20.3%	14.7%	16.7%
% of FP17s for the same patient ID Re-attending between 3 & 9 months - Children	288	619	46.5%	53.0%	58.0%
% of FP17s for the same patient ID Re-attending between 3 & 9 months - Adults	439	1,066	41.2%	50.1%	53.7%
% of FP17s for Band 1 Urgent Courses	142	1,531	9.3%	9.3%	9.0%
% of FP17s Relating to Free Repair or Replacements	0	1,531	0.0%	0.7%	0.7%
% of FP17s Relating to Continuations	0	1,531	0.0%	0.7%	0.9%
% of Patients satisfied with the dentistry they have received	4	4	N/A	95.2%	93.9%
% of Patients satisfied with the time they had to wait for an appointment	4	4	N/A	89.0%	88.4%

* This is based on patients treated on this contract for their most recent course of treatment. Figures in italics indicate the base number of FP17s or Patient Questionnaire responses are less than 100. N/A is shown where the base number of responses is less than 10 during the period. % is calculated as Quantity/Base number*100

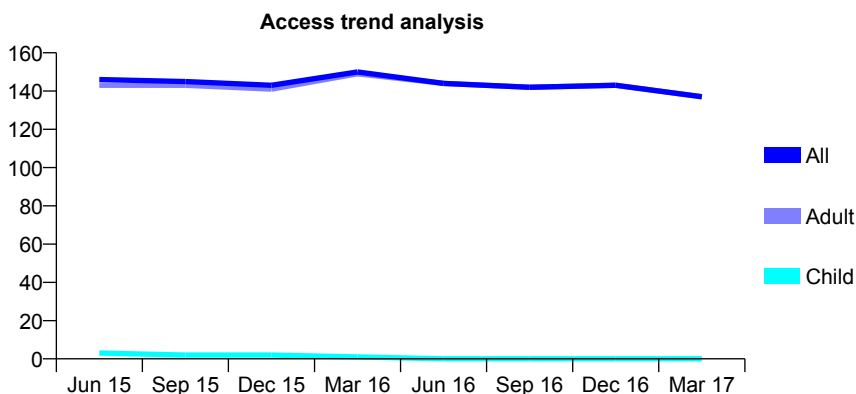
7A3 - Vital Signs At a Glance Contract Report for 233811/0003 - March 2017

Name or company name	MISS AE WALKER
Contract type name	GDS Contract
Purpose of contract	General
Contract start date	01/04/2009
Contract end date	

16/17 Contracted general activity (UDA)	180
Carry forward general activity (UDA)	0
16/17 Contracted orthodontic activity (UOA)	0
Carry forward orthodontic activity (UOA)	0
Baseline contract value	£9,002.82

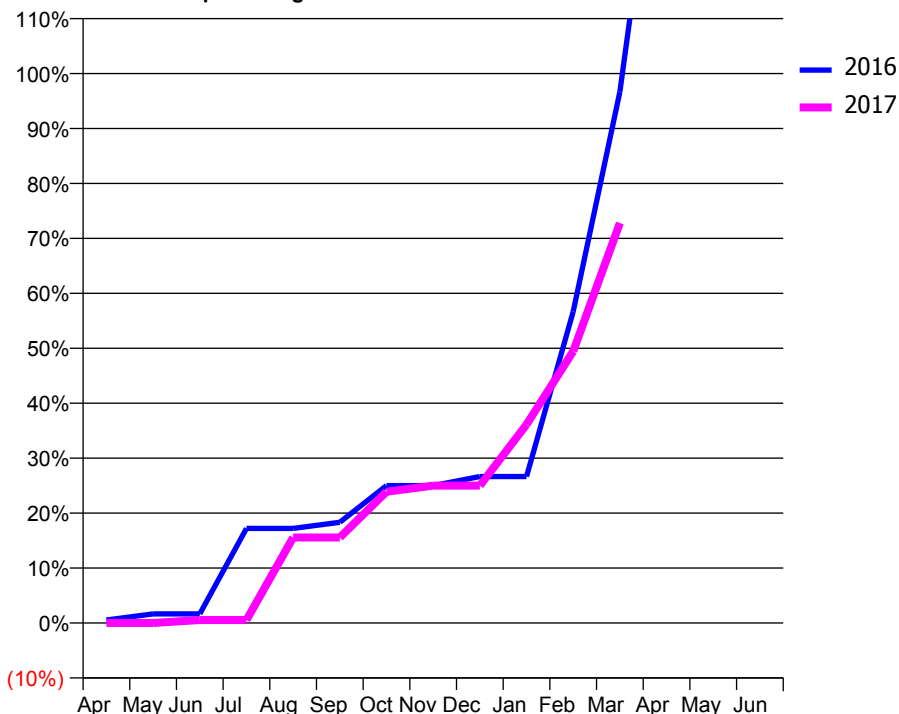
ACCESS*

Patients seen in 24 months	Total	Change since previous quarter
Quarter ending March 2016	150	
Quarter ending June 2016	144	↓
Quarter ending September 2016	142	↓
Quarter ending December 2016	143	→
Quarter ending March 2017	137	↓
Variance since March 2016	(8.7%)	↓



ACTIVITY

Cumulative percentage of contracted UDA delivered 2016 & 2017



Month	Adjusted Scheduled Activity (UDA)	
	2016	2017
April	1	0
May	3	0
June	3	1
July	31	1
August	31	28
September	33	28
October	45	43
November	45	45
December	48	45
January	48	65
February	102	89
March	174	131
April	285	
May	298	
June	298	

QUALITY

	Quantity	Base Number	Contract	LHB	Wales
% of FP17s for the same patient ID Re-attending within 3 months - Children	0	0	N/A	9.8%	11.3%
% of FP17s for the same patient ID Re-attending within 3 months - Adults	2	114	1.8%	14.7%	16.7%
% of FP17s for the same patient ID Re-attending between 3 & 9 months - Children	0	0	N/A	53.0%	58.0%
% of FP17s for the same patient ID Re-attending between 3 & 9 months - Adults	5	114	4.4%	50.1%	53.7%
% of FP17s for Band 1 Urgent Courses	0	45	0.0%	9.3%	9.0%
% of FP17s Relating to Free Repair or Replacements	0	45	0.0%	0.7%	0.7%
% of FP17s Relating to Continuations	0	45	0.0%	0.7%	0.9%
% of Patients satisfied with the dentistry they have received	0	0	N/A	95.2%	93.9%
% of Patients satisfied with the time they had to wait for an appointment	0	0	N/A	89.0%	88.4%

* This is based on patients treated on this contract for their most recent course of treatment. Figures in italics indicate the base number of FP17s or Patient Questionnaire responses are less than 100. N/A is shown where the base number of responses is less than 10 during the period. % is calculated as Quantity/Base number*100

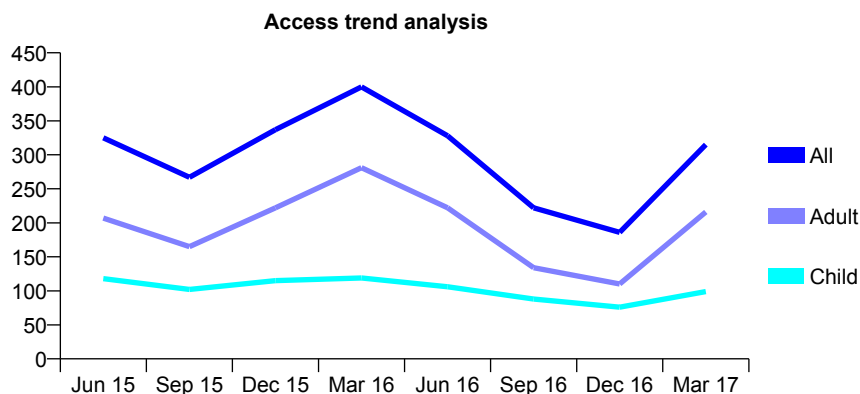
7A3 - Vital Signs At a Glance Contract Report for 238260/0006 - March 2017

Name or company name	MRS CA ROACH-PRICE
Contract type name	GDS Contract
Purpose of contract	General
Contract start date	01/11/2009
Contract end date	

16/17 Contracted general activity (UDA)	1,020
Carry forward general activity (UDA)	16
16/17 Contracted orthodontic activity (UOA)	0
Carry forward orthodontic activity (UOA)	0
Baseline contract value	£26,085.85

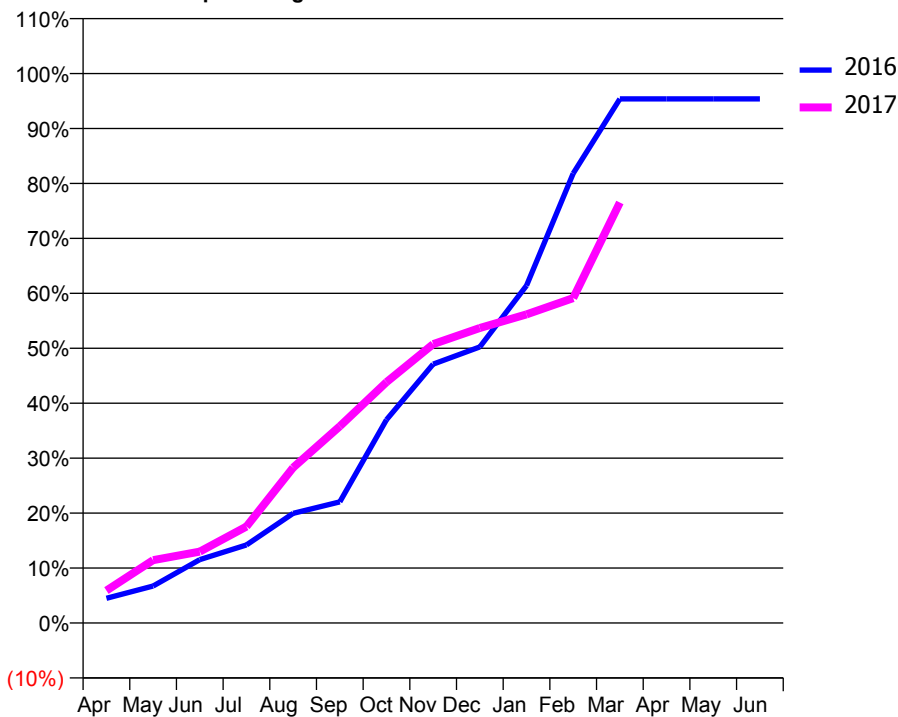
ACCESS*

Patients seen in 24 months	Total	Change since previous quarter
Quarter ending March 2016	400	
Quarter ending June 2016	328	↓
Quarter ending September 2016	222	↓
Quarter ending December 2016	186	↓
Quarter ending March 2017	315	↑
Variance since March 2016	(21.3%)	↓



ACTIVITY

Cumulative percentage of contracted UDA delivered 2016 & 2017



Adjusted Scheduled Activity (UDA)

Month	2016	2017
April	46	60
May	69	117
June	118	133
July	145	179
August	204	289
September	225	365
October	377	447
November	481	518
December	513	548
January	626	573
February	835	603
March	973	781
April	973	
May	973	
June	973	

QUALITY

	Quantity	Base Number	Contract	LHB	Wales
% of FP17s for the same patient ID Re-attending within 3 months - Children	5	128	3.9%	9.8%	11.3%
% of FP17s for the same patient ID Re-attending within 3 months - Adults	15	213	7.0%	14.7%	16.7%
% of FP17s for the same patient ID Re-attending between 3 & 9 months - Children	66	128	51.6%	53.0%	58.0%
% of FP17s for the same patient ID Re-attending between 3 & 9 months - Adults	63	213	29.6%	50.1%	53.7%
% of FP17s for Band 1 Urgent Courses	33	341	9.7%	9.3%	9.0%
% of FP17s Relating to Free Repair or Replacements	1	341	0.3%	0.7%	0.7%
% of FP17s Relating to Continuations	3	341	0.9%	0.7%	0.9%
% of Patients satisfied with the dentistry they have received	1	1	N/A	95.2%	93.9%
% of Patients satisfied with the time they had to wait for an appointment	1	1	N/A	89.0%	88.4%

* This is based on patients treated on this contract for their most recent course of treatment. Figures in italics indicate the base number of FP17s or Patient Questionnaire responses are less than 100. N/A is shown where the base number of responses is less than 10 during the period. % is calculated as Quantity/Base number*100

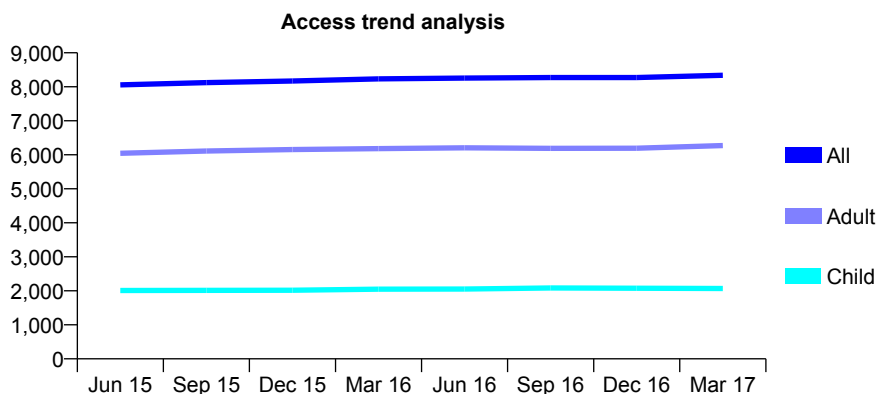
7A3 - Vital Signs At a Glance Contract Report for 244236/0001 - March 2017

Name or company name	MRS AJ HUMPHREYS
Contract type name	GDS Contract
Purpose of contract	General
Contract start date	01/04/2006
Contract end date	

16/17 Contracted general activity (UDA)	24,173
Carry forward general activity (UDA)	866
16/17 Contracted orthodontic activity (UOA)	0
Carry forward orthodontic activity (UOA)	0
Baseline contract value	£647,235.71

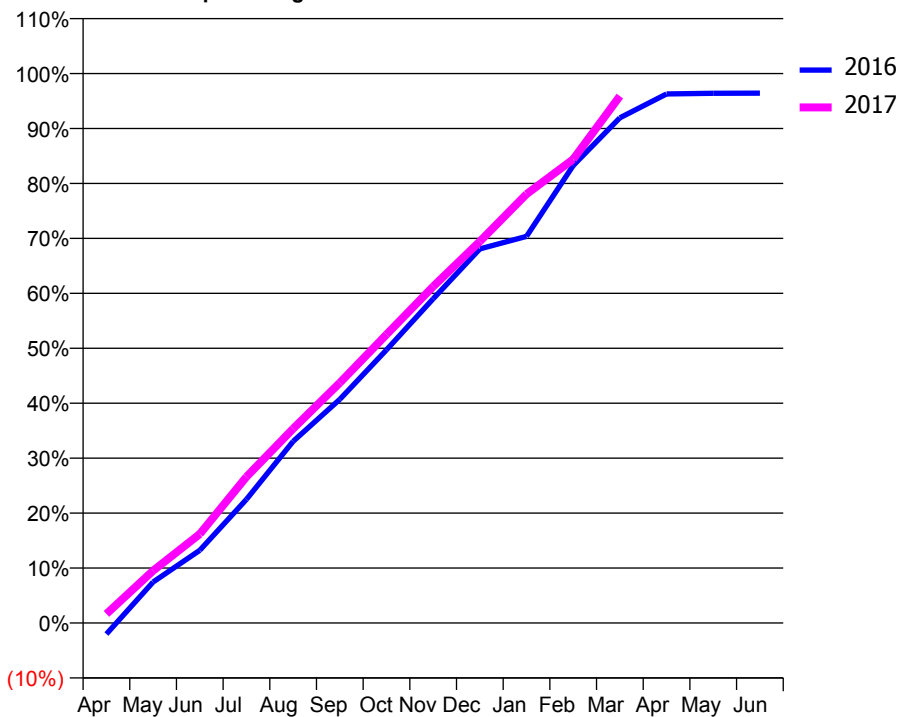
ACCESS*

Patients seen in 24 months	Total	Change since previous quarter
Quarter ending March 2016	8,232	
Quarter ending June 2016	8,258	→
Quarter ending September 2016	8,273	→
Quarter ending December 2016	8,271	→
Quarter ending March 2017	8,340	→
Variance since March 2016	1.3%	→



ACTIVITY

Cumulative percentage of contracted UDA delivered 2016 & 2017



Month	Adjusted Scheduled Activity (UDA)	
	2016	2017
April	-491	400
May	1,806	2,301
June	3,200	3,914
July	5,439	6,430
August	7,992	8,548
September	9,842	10,568
October	12,019	12,689
November	14,264	14,802
December	16,456	16,786
January	17,008	18,868
February	20,121	20,399
March	22,221	23,182
April	23,273	
May	23,305	
June	23,307	

QUALITY

	Quantity	Base Number	Contract	LHB	Wales
% of FP17s for the same patient ID Re-attending within 3 months - Children	260	3,171	8.2%	9.8%	11.3%
% of FP17s for the same patient ID Re-attending within 3 months - Adults	2,035	10,525	19.3%	14.7%	16.7%
% of FP17s for the same patient ID Re-attending between 3 & 9 months - Children	1,757	3,171	55.4%	53.0%	58.0%
% of FP17s for the same patient ID Re-attending between 3 & 9 months - Adults	5,995	10,525	57.0%	50.1%	53.7%
% of FP17s for Band 1 Urgent Courses	1,286	13,111	9.8%	9.3%	9.0%
% of FP17s Relating to Free Repair or Replacements	215	13,111	1.6%	0.7%	0.7%
% of FP17s Relating to Continuations	55	13,111	0.4%	0.7%	0.9%
% of Patients satisfied with the dentistry they have received	37	37	100.0%	95.2%	93.9%
% of Patients satisfied with the time they had to wait for an appointment	30	37	81.1%	89.0%	88.4%

* This is based on patients treated on this contract for their most recent course of treatment. Figures in italics indicate the base number of FP17s or Patient Questionnaire responses are less than 100. N/A is shown where the base number of responses is less than 10 during the period. % is calculated as Quantity/Base number*100

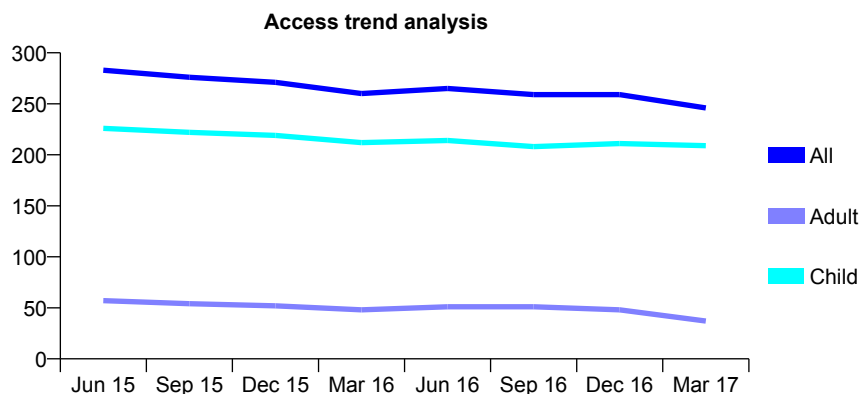
7A3 - Vital Signs At a Glance Contract Report for 250589/0001 - March 2017

Name or company name	MR C DAVIES
Contract type name	GDS Contract
Purpose of contract	General
Contract start date	01/04/2006
Contract end date	

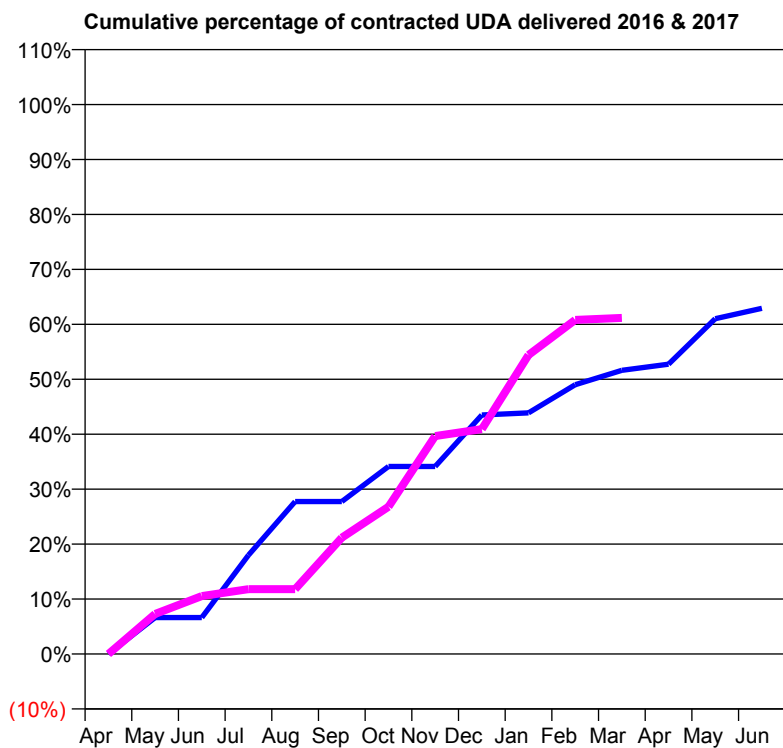
16/17 Contracted general activity (UDA)	800
Carry forward general activity (UDA)	0
16/17 Contracted orthodontic activity (UOA)	0
Carry forward orthodontic activity (UOA)	0
Baseline contract value	£17,559.05

ACCESS*

Patients seen in 24 months	Total	Change since previous quarter
Quarter ending March 2016	260	
Quarter ending June 2016	265	→
Quarter ending September 2016	259	↓
Quarter ending December 2016	259	→
Quarter ending March 2017	246	↓
Variance since March 2016	(5.4%)	↓



ACTIVITY



Month	Adjusted Scheduled Activity (UDA)	
	2016	2017
April	0	0
May	53	58
June	53	84
July	144	94
August	222	94
September	222	169
October	273	214
November	273	317
December	348	327
January	351	435
February	392	486
March	413	489
April	422	
May	488	
June	503	

QUALITY

	Quantity	Base Number	Contract	LHB	Wales
% of FP17s for the same patient ID Re-attending within 3 months - Children	11	314	3.5%	9.8%	11.3%
% of FP17s for the same patient ID Re-attending within 3 months - Adults	0	31	0.0%	14.7%	16.7%
% of FP17s for the same patient ID Re-attending between 3 & 9 months - Children	184	314	58.6%	53.0%	58.0%
% of FP17s for the same patient ID Re-attending between 3 & 9 months - Adults	23	31	74.2%	50.1%	53.7%
% of FP17s for Band 1 Urgent Courses	2	274	0.7%	9.3%	9.0%
% of FP17s Relating to Free Repair or Replacements	0	274	0.0%	0.7%	0.7%
% of FP17s Relating to Continuations	0	274	0.0%	0.7%	0.9%
% of Patients satisfied with the dentistry they have received	1	1	N/A	95.2%	93.9%
% of Patients satisfied with the time they had to wait for an appointment	1	1	N/A	89.0%	88.4%

* This is based on patients treated on this contract for their most recent course of treatment. Figures in italics indicate the base number of FP17s or Patient Questionnaire responses are less than 100. N/A is shown where the base number of responses is less than 10 during the period. % is calculated as Quantity/Base number*100

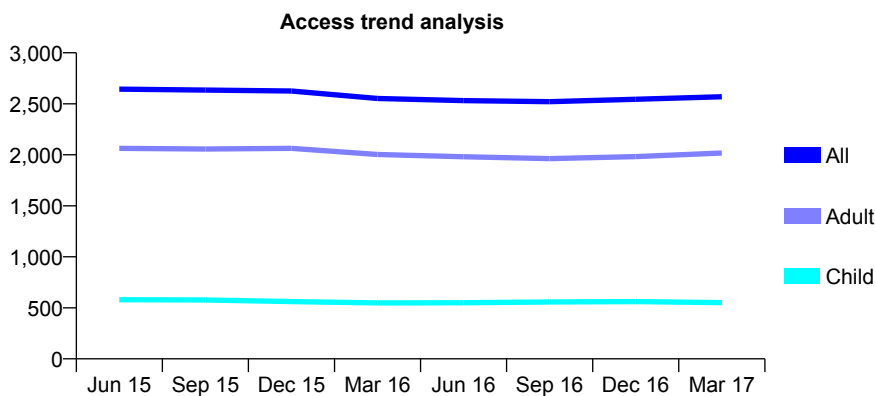
7A3 - Vital Signs At a Glance Contract Report for 306614/0001 - March 2017

Name or company name	Mr M Spencer-Harty and Dr K Chow
Contract type name	GDS Contract
Purpose of contract	General
Contract start date	01/04/2006
Contract end date	

16/17 Contracted general activity (UDA)	8,000
Carry forward general activity (UDA)	0
16/17 Contracted orthodontic activity (UOA)	0
Carry forward orthodontic activity (UOA)	0
Baseline contract value	£183,631.57

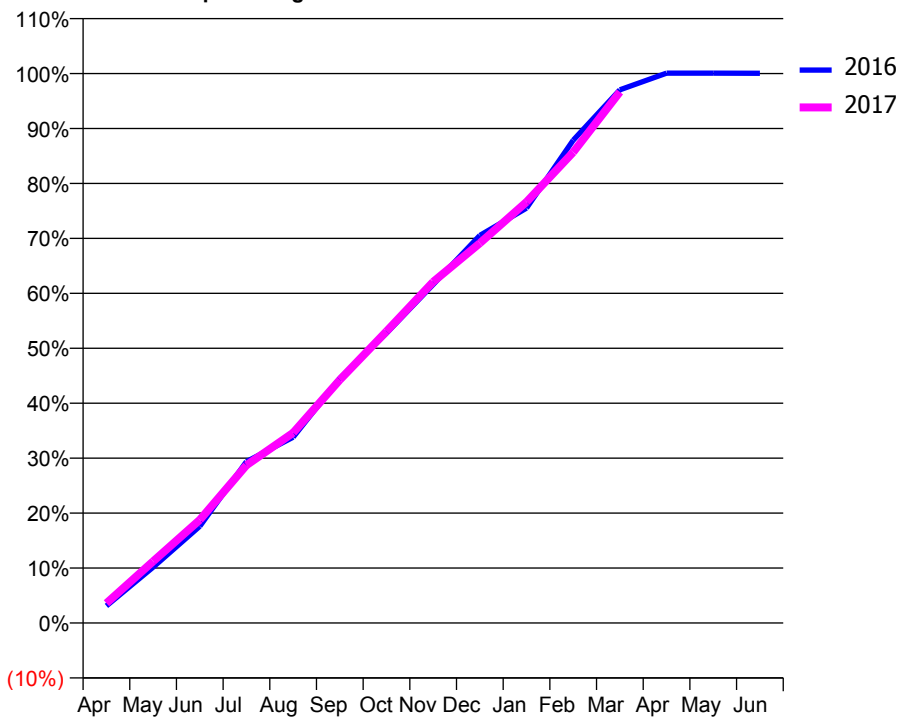
ACCESS*

Patients seen in 24 months	Total	Change since previous quarter
Quarter ending March 2016	2,552	
Quarter ending June 2016	2,531	→
Quarter ending September 2016	2,521	→
Quarter ending December 2016	2,545	→
Quarter ending March 2017	2,569	→
Variance since March 2016	0.7%	→



ACTIVITY

Cumulative percentage of contracted UDA delivered 2016 & 2017



Month	Adjusted Scheduled Activity (UDA)	
	2016	2017
April	249	289
May	813	898
June	1,408	1,501
July	2,350	2,297
August	2,705	2,769
September	3,562	3,540
October	4,220	4,248
November	4,929	4,967
December	5,642	5,529
January	6,040	6,130
February	7,028	6,853
March	7,763	7,732
April	8,006	
May	8,006	
June	8,003	

QUALITY

	Quantity	Base Number	Contract	LHB	Wales
% of FP17s for the same patient ID Re-attending within 3 months - Children	40	834	4.8%	9.8%	11.3%
% of FP17s for the same patient ID Re-attending within 3 months - Adults	588	3,151	18.7%	14.7%	16.7%
% of FP17s for the same patient ID Re-attending between 3 & 9 months - Children	521	834	62.5%	53.0%	58.0%
% of FP17s for the same patient ID Re-attending between 3 & 9 months - Adults	1,772	3,151	56.2%	50.1%	53.7%
% of FP17s for Band 1 Urgent Courses	184	3,852	4.8%	9.3%	9.0%
% of FP17s Relating to Free Repair or Replacements	25	3,852	0.6%	0.7%	0.7%
% of FP17s Relating to Continuations	15	3,852	0.4%	0.7%	0.9%
% of Patients satisfied with the dentistry they have received	13	13	100.0%	95.2%	93.9%
% of Patients satisfied with the time they had to wait for an appointment	12	13	92.3%	89.0%	88.4%

* This is based on patients treated on this contract for their most recent course of treatment. Figures in italics indicate the base number of FP17s or Patient Questionnaire responses are less than 100. N/A is shown where the base number of responses is less than 10 during the period. % is calculated as Quantity/Base number*100

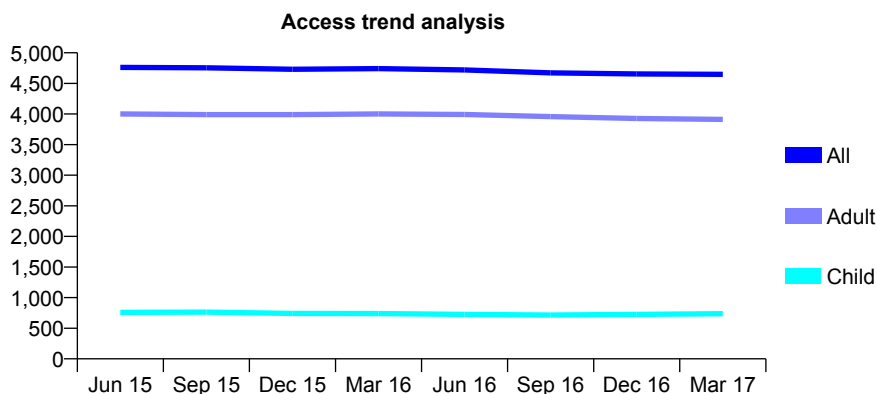
7A3 - Vital Signs At a Glance Contract Report for 320226/0001 - March 2017

Name or company name	MR OA JENKINS
Contract type name	GDS Contract
Purpose of contract	General
Contract start date	01/04/2006
Contract end date	

16/17 Contracted general activity (UDA)	12,523
Carry forward general activity (UDA)	0
16/17 Contracted orthodontic activity (UOA)	0
Carry forward orthodontic activity (UOA)	0
Baseline contract value	£278,887.80

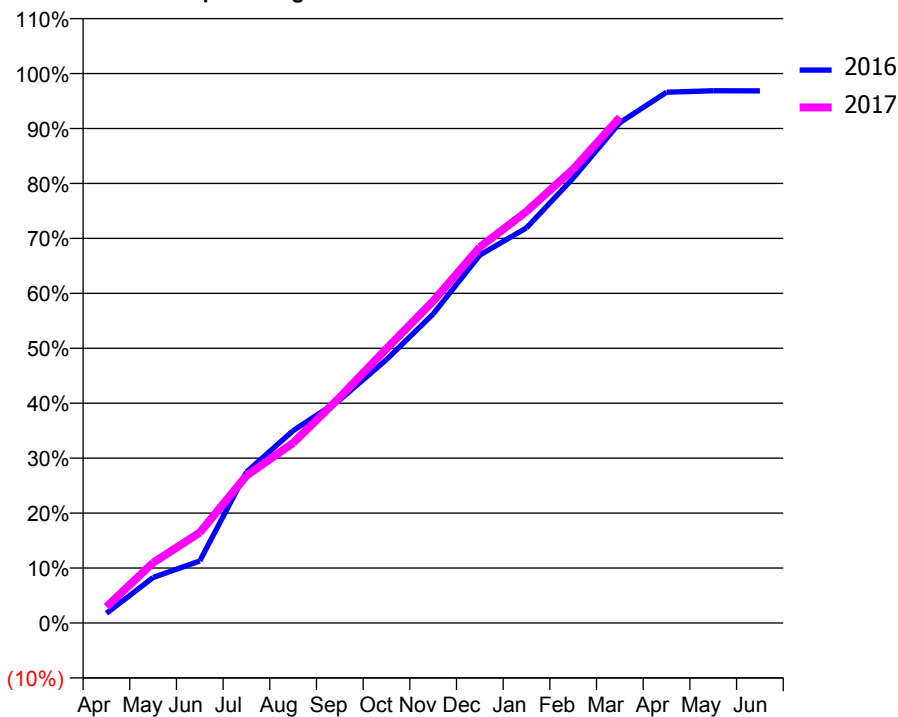
ACCESS*

Patients seen in 24 months	Total	Change since previous quarter
Quarter ending March 2016	4,741	
Quarter ending June 2016	4,719	→
Quarter ending September 2016	4,672	→
Quarter ending December 2016	4,654	→
Quarter ending March 2017	4,649	→
Variance since March 2016	(1.9%)	↓



ACTIVITY

Cumulative percentage of contracted UDA delivered 2016 & 2017



Month	Adjusted Scheduled Activity (UDA)	
	2016	2017
April	221	370
May	1,036	1,375
June	1,414	2,061
July	3,440	3,360
August	4,384	4,106
September	5,084	5,147
October	6,003	6,252
November	7,041	7,337
December	8,386	8,568
January	9,007	9,379
February	10,141	10,347
March	11,402	11,525
April	12,097	
May	12,130	
June	12,127	

QUALITY

	Quantity	Base Number	Contract	LHB	Wales
% of FP17s for the same patient ID Re-attending within 3 months - Children	82	1,188	6.9%	9.8%	11.3%
% of FP17s for the same patient ID Re-attending within 3 months - Adults	839	6,537	12.8%	14.7%	16.7%
% of FP17s for the same patient ID Re-attending between 3 & 9 months - Children	733	1,188	61.7%	53.0%	58.0%
% of FP17s for the same patient ID Re-attending between 3 & 9 months - Adults	4,434	6,537	67.8%	50.1%	53.7%
% of FP17s for Band 1 Urgent Courses	675	7,271	9.3%	9.3%	9.0%
% of FP17s Relating to Free Repair or Replacements	50	7,271	0.7%	0.7%	0.7%
% of FP17s Relating to Continuations	27	7,271	0.4%	0.7%	0.9%
% of Patients satisfied with the dentistry they have received	18	18	100.0%	95.2%	93.9%
% of Patients satisfied with the time they had to wait for an appointment	15	18	83.3%	89.0%	88.4%

* This is based on patients treated on this contract for their most recent course of treatment. Figures in italics indicate the base number of FP17s or Patient Questionnaire responses are less than 100. N/A is shown where the base number of responses is less than 10 during the period. % is calculated as Quantity/Base number*100

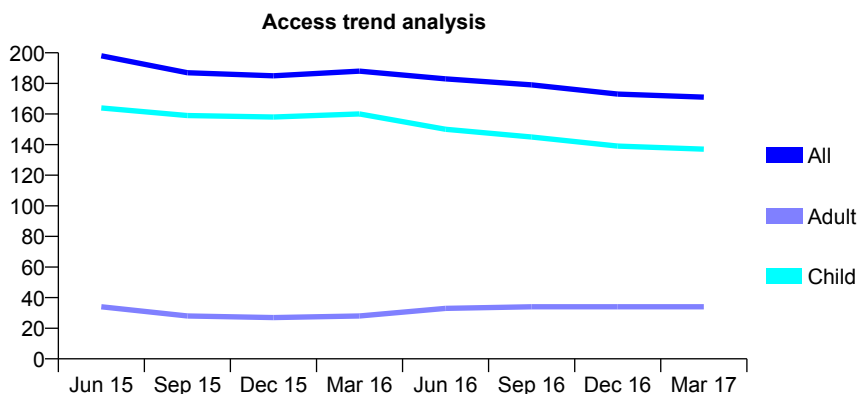
7A3 - Vital Signs At a Glance Contract Report for 329657/0001 - March 2017

Name or company name	MR GR DAVIES
Contract type name	GDS Contract
Purpose of contract	General
Contract start date	01/04/2006
Contract end date	

16/17 Contracted general activity (UDA)	346
Carry forward general activity (UDA)	0
16/17 Contracted orthodontic activity (UOA)	0
Carry forward orthodontic activity (UOA)	0
Baseline contract value	£9,506.32

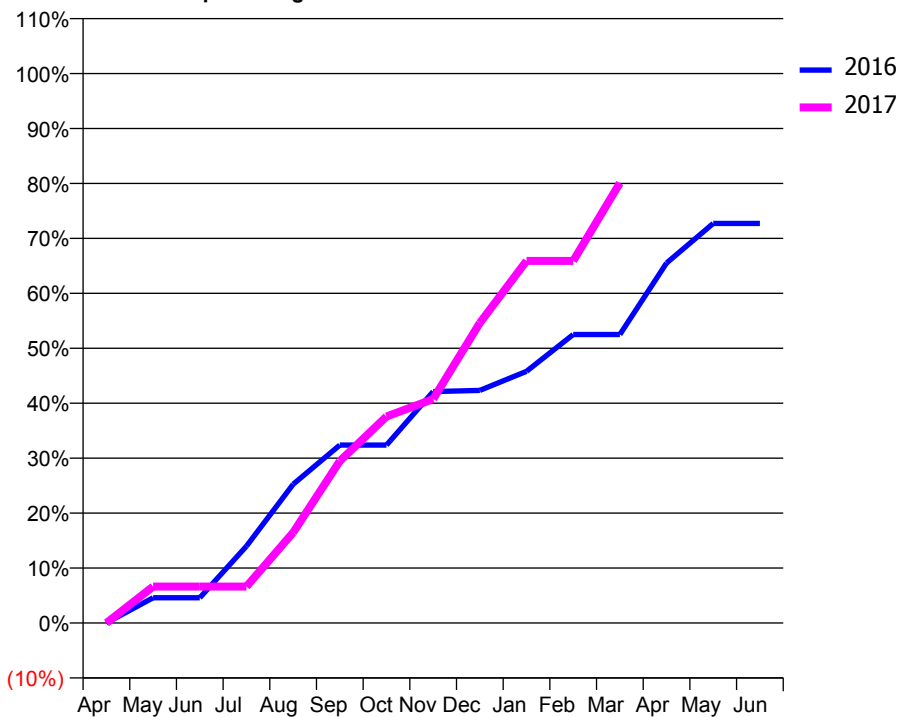
ACCESS*

Patients seen in 24 months	Total	Change since previous quarter
Quarter ending March 2016	188	
Quarter ending June 2016	183	↓
Quarter ending September 2016	179	↓
Quarter ending December 2016	173	↓
Quarter ending March 2017	171	↓
Variance since March 2016	(9.0%)	↓



ACTIVITY

Cumulative percentage of contracted UDA delivered 2016 & 2017



Adjusted Scheduled Activity (UDA)

Month	2016	2017
April	0	0
May	21	23
June	21	23
July	65	23
August	117	57
September	150	102
October	150	130
November	195	141
December	196	189
January	212	228
February	243	228
March	243	277
April	303	
May	336	
June	336	

QUALITY

	Quantity	Base Number	Contract	LHB	Wales
% of FP17s for the same patient ID Re-attending within 3 months - Children	16	275	5.8%	9.8%	11.3%
% of FP17s for the same patient ID Re-attending within 3 months - Adults	0	21	0.0%	14.7%	16.7%
% of FP17s for the same patient ID Re-attending between 3 & 9 months - Children	188	275	68.4%	53.0%	58.0%
% of FP17s for the same patient ID Re-attending between 3 & 9 months - Adults	10	21	47.6%	50.1%	53.7%
% of FP17s for Band 1 Urgent Courses	0	223	0.0%	9.3%	9.0%
% of FP17s Relating to Free Repair or Replacements	0	223	0.0%	0.7%	0.7%
% of FP17s Relating to Continuations	0	223	0.0%	0.7%	0.9%
% of Patients satisfied with the dentistry they have received	0	0	N/A	95.2%	93.9%
% of Patients satisfied with the time they had to wait for an appointment	0	0	N/A	89.0%	88.4%

* This is based on patients treated on this contract for their most recent course of treatment. Figures in italics indicate the base number of FP17s or Patient Questionnaire responses are less than 100. N/A is shown where the base number of responses is less than 10 during the period. % is calculated as Quantity/Base number*100

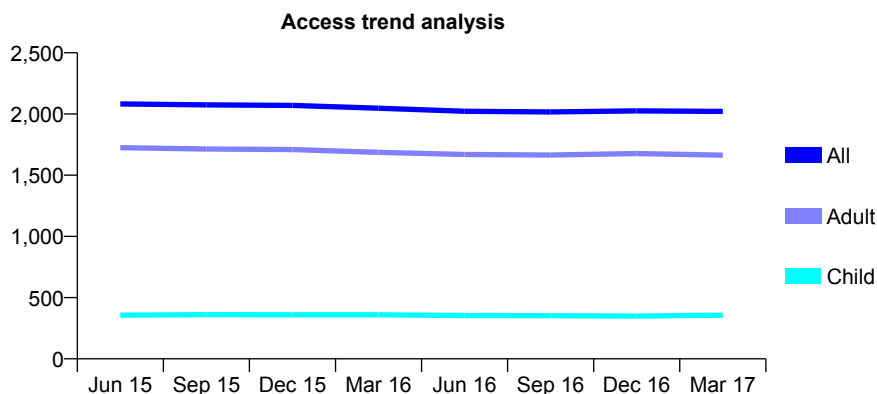
7A3 - Vital Signs At a Glance Contract Report for 331341/0001 - March 2017

Name or company name	MR AB LLEWELLYN
Contract type name	GDS Contract
Purpose of contract	General
Contract start date	01/04/2006
Contract end date	

16/17 Contracted general activity (UDA)	7,188
Carry forward general activity (UDA)	0
16/17 Contracted orthodontic activity (UOA)	0
Carry forward orthodontic activity (UOA)	0
Baseline contract value	£160,878.38

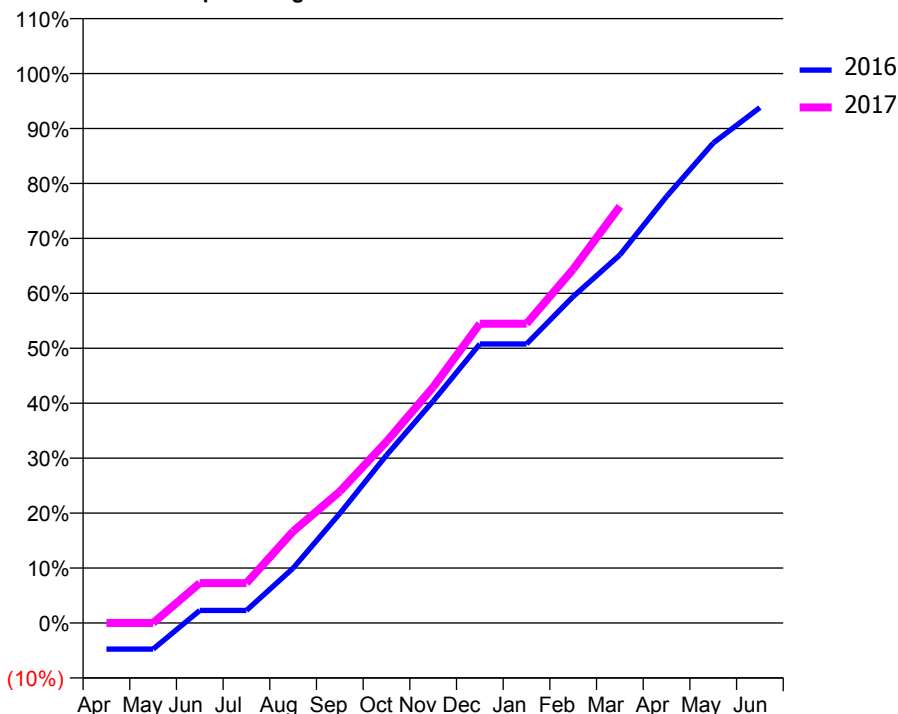
ACCESS*

Patients seen in 24 months	Total	Change since previous quarter
Quarter ending March 2016	2,047	
Quarter ending June 2016	2,022	↓
Quarter ending September 2016	2,017	→
Quarter ending December 2016	2,026	→
Quarter ending March 2017	2,021	→
Variance since March 2016	(1.3%)	↓



ACTIVITY

Cumulative percentage of contracted UDA delivered 2016 & 2017



Month	Adjusted Scheduled Activity (UDA)	
	2016	2017
April	-342	0
May	-342	0
June	166	523
July	166	523
August	718	1,199
September	1,433	1,721
October	2,195	2,373
November	2,903	3,086
December	3,651	3,915
January	3,651	3,915
February	4,272	4,628
March	4,815	5,450
April	5,580	
May	6,279	
June	6,743	

QUALITY

	Quantity	Base Number	Contract	LHB	Wales
% of FP17s for the same patient ID Re-attending within 3 months - Children	24	662	3.6%	9.8%	11.3%
% of FP17s for the same patient ID Re-attending within 3 months - Adults	351	3,073	11.4%	14.7%	16.7%
% of FP17s for the same patient ID Re-attending between 3 & 9 months - Children	511	662	77.2%	53.0%	58.0%
% of FP17s for the same patient ID Re-attending between 3 & 9 months - Adults	2,050	3,073	66.7%	50.1%	53.7%
% of FP17s for Band 1 Urgent Courses	102	2,945	3.5%	9.3%	9.0%
% of FP17s Relating to Free Repair or Replacements	51	2,945	1.7%	0.7%	0.7%
% of FP17s Relating to Continuations	9	2,945	0.3%	0.7%	0.9%
% of Patients satisfied with the dentistry they have received	7	7	N/A	95.2%	93.9%
% of Patients satisfied with the time they had to wait for an appointment	7	7	N/A	89.0%	88.4%

* This is based on patients treated on this contract for their most recent course of treatment. Figures in italics indicate the base number of FP17s or Patient Questionnaire responses are less than 100. N/A is shown where the base number of responses is less than 10 during the period. % is calculated as Quantity/Base number*100

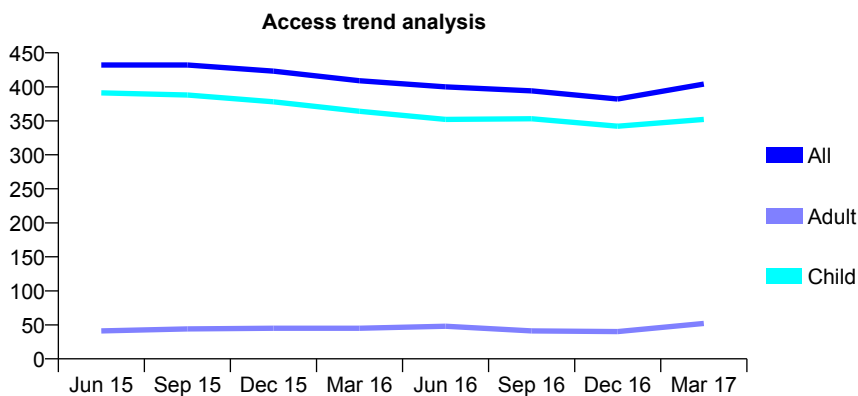
7A3 - Vital Signs At a Glance Contract Report for 567981/0001 - March 2017

Name or company name	MR PA RABAIOTTI
Contract type name	GDS Contract
Purpose of contract	General
Contract start date	01/04/2006
Contract end date	

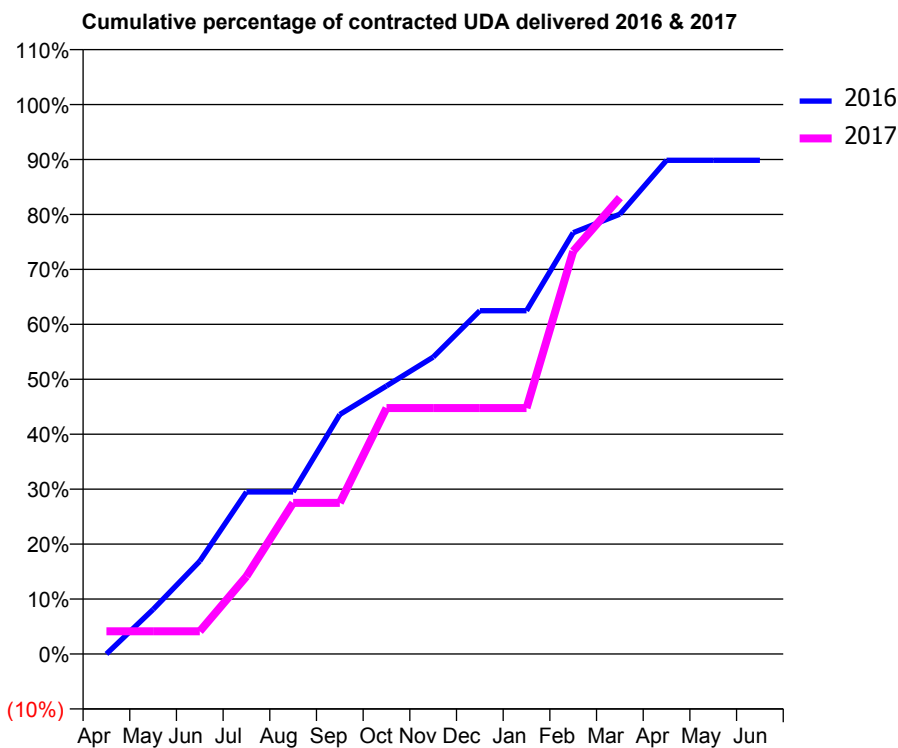
16/17 Contracted general activity (UDA)	950
Carry forward general activity (UDA)	0
16/17 Contracted orthodontic activity (UOA)	0
Carry forward orthodontic activity (UOA)	0
Baseline contract value	£28,071.20

ACCESS*

Patients seen in 24 months	Total	Change since previous quarter
Quarter ending March 2016	409	
Quarter ending June 2016	400	↓
Quarter ending September 2016	394	↓
Quarter ending December 2016	382	↓
Quarter ending March 2017	404	↑
Variance since March 2016	(1.2%)	↓



ACTIVITY



Month	Adjusted Scheduled Activity (UDA)	
	2016	2017
April	0	39
May	77	39
June	161	39
July	280	134
August	280	261
September	414	261
October	463	425
November	513	425
December	593	425
January	593	425
February	728	696
March	760	789
April	854	
May	854	
June	854	

QUALITY

	Quantity	Base Number	Contract	LHB	Wales
% of FP17s for the same patient ID Re-attending within 3 months - Children	36	560	6.4%	9.8%	11.3%
% of FP17s for the same patient ID Re-attending within 3 months - Adults	2	31	6.5%	14.7%	16.7%
% of FP17s for the same patient ID Re-attending between 3 & 9 months - Children	321	560	57.3%	53.0%	58.0%
% of FP17s for the same patient ID Re-attending between 3 & 9 months - Adults	15	31	48.4%	50.1%	53.7%
% of FP17s for Band 1 Urgent Courses	5	532	0.9%	9.3%	9.0%
% of FP17s Relating to Free Repair or Replacements	0	532	0.0%	0.7%	0.7%
% of FP17s Relating to Continuations	11	532	2.1%	0.7%	0.9%
% of Patients satisfied with the dentistry they have received	1	1	N/A	95.2%	93.9%
% of Patients satisfied with the time they had to wait for an appointment	1	1	N/A	89.0%	88.4%

* This is based on patients treated on this contract for their most recent course of treatment. Figures in italics indicate the base number of FP17s or Patient Questionnaire responses are less than 100. N/A is shown where the base number of responses is less than 10 during the period. % is calculated as Quantity/Base number*100

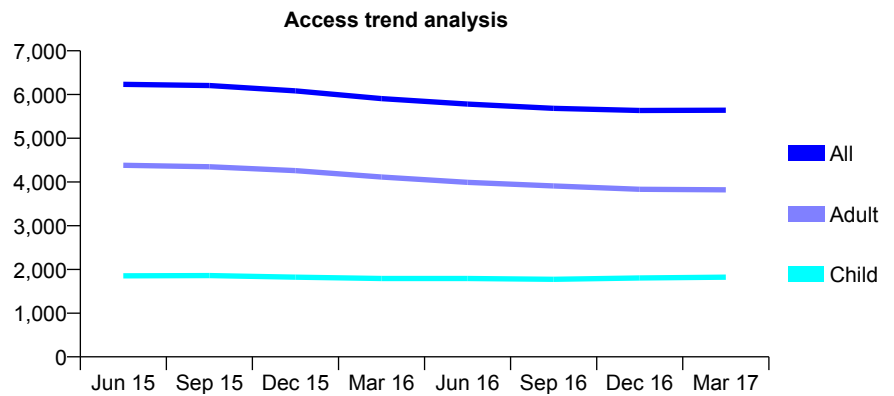
7A3 - Vital Signs At a Glance Contract Report for 570249/0001 - March 2017

Name or company name	MR JD ISAAC
Contract type name	GDS Contract
Purpose of contract	General
Contract start date	01/04/2006
Contract end date	

16/17 Contracted general activity (UDA)	18,024
Carry forward general activity (UDA)	0
16/17 Contracted orthodontic activity (UOA)	0
Carry forward orthodontic activity (UOA)	0
Baseline contract value	£449,597.98

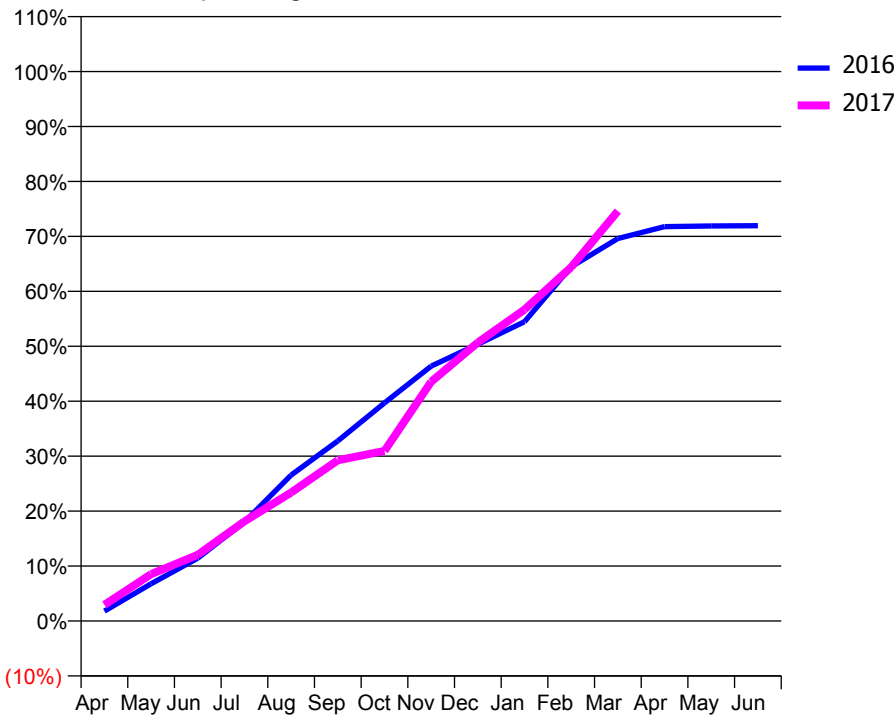
ACCESS*

Patients seen in 24 months	Total	Change since previous quarter
Quarter ending March 2016	5,906	
Quarter ending June 2016	5,782	↓
Quarter ending September 2016	5,685	↓
Quarter ending December 2016	5,636	→
Quarter ending March 2017	5,641	→
Variance since March 2016	(4.5%)	↓



ACTIVITY

Cumulative percentage of contracted UDA delivered 2016 & 2017



Month	Adjusted Scheduled Activity (UDA)	
	2016	2017
April	325	533
May	1,224	1,538
June	2,063	2,171
July	3,248	3,270
August	4,787	4,216
September	5,906	5,273
October	7,151	5,579
November	8,362	7,850
December	9,078	9,133
January	9,818	10,213
February	11,617	11,608
March	12,545	13,446
April	12,938	
May	12,957	
June	12,968	

QUALITY

	Quantity	Base Number	Contract	LHB	Wales
% of FP17s for the same patient ID Re-attending within 3 months - Children	88	2,041	4.3%	9.8%	11.3%
% of FP17s for the same patient ID Re-attending within 3 months - Adults	439	3,893	11.3%	14.7%	16.7%
% of FP17s for the same patient ID Re-attending between 3 & 9 months - Children	629	2,041	30.8%	53.0%	58.0%
% of FP17s for the same patient ID Re-attending between 3 & 9 months - Adults	1,062	3,893	27.3%	50.1%	53.7%
% of FP17s for Band 1 Urgent Courses	417	5,725	7.3%	9.3%	9.0%
% of FP17s Relating to Free Repair or Replacements	27	5,725	0.5%	0.7%	0.7%
% of FP17s Relating to Continuations	35	5,725	0.6%	0.7%	0.9%
% of Patients satisfied with the dentistry they have received	15	16	93.8%	95.2%	93.9%
% of Patients satisfied with the time they had to wait for an appointment	12	16	75.0%	89.0%	88.4%

* This is based on patients treated on this contract for their most recent course of treatment. Figures in italics indicate the base number of FP17s or Patient Questionnaire responses are less than 100. N/A is shown where the base number of responses is less than 10 during the period. % is calculated as Quantity/Base number*100

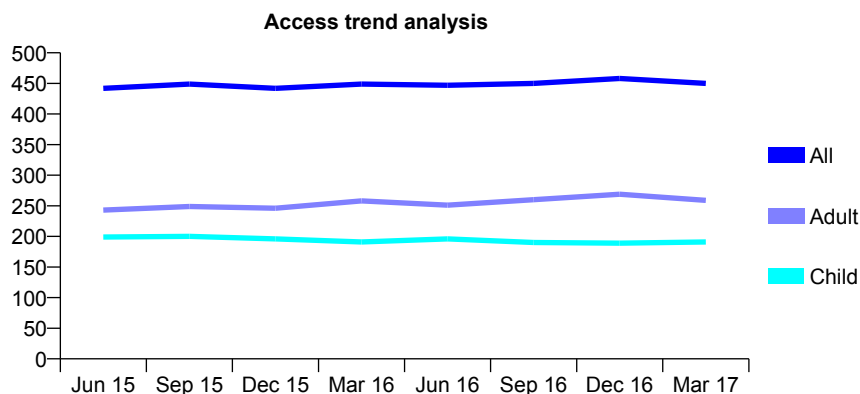
7A3 - Vital Signs At a Glance Contract Report for 570354/0001 - March 2017

Name or company name	MRS HJ JOHN
Contract type name	GDS Contract
Purpose of contract	General
Contract start date	01/04/2006
Contract end date	

16/17 Contracted general activity (UDA)	1,000
Carry forward general activity (UDA)	28
16/17 Contracted orthodontic activity (UOA)	0
Carry forward orthodontic activity (UOA)	0
Baseline contract value	£26,363.01

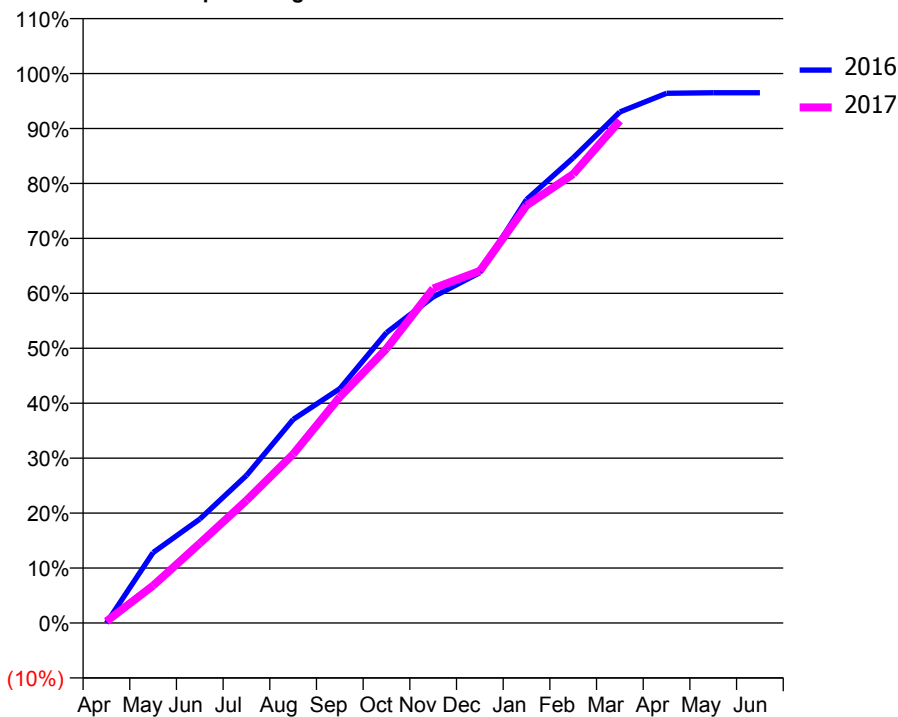
ACCESS*

Patients seen in 24 months	Total	Change since previous quarter
Quarter ending March 2016	449	
Quarter ending June 2016	447	→
Quarter ending September 2016	450	→
Quarter ending December 2016	458	→
Quarter ending March 2017	450	↓
Variance since March 2016	0.2%	→



ACTIVITY

Cumulative percentage of contracted UDA delivered 2016 & 2017



Month	Adjusted Scheduled Activity (UDA)	
	2016	2017
April	0	3
May	128	68
June	189	145
July	268	223
August	370	307
September	426	411
October	528	499
November	593	609
December	638	641
January	771	760
February	847	817
March	930	914
April	964	
May	965	
June	965	

QUALITY

	Quantity	Base Number	Contract	LHB	Wales
% of FP17s for the same patient ID Re-attending within 3 months - Children	17	378	4.5%	9.8%	11.3%
% of FP17s for the same patient ID Re-attending within 3 months - Adults	17	289	5.9%	14.7%	16.7%
% of FP17s for the same patient ID Re-attending between 3 & 9 months - Children	297	378	78.6%	53.0%	58.0%
% of FP17s for the same patient ID Re-attending between 3 & 9 months - Adults	156	289	54.0%	50.1%	53.7%
% of FP17s for Band 1 Urgent Courses	5	650	0.8%	9.3%	9.0%
% of FP17s Relating to Free Repair or Replacements	1	650	0.2%	0.7%	0.7%
% of FP17s Relating to Continuations	0	650	0.0%	0.7%	0.9%
% of Patients satisfied with the dentistry they have received	1	1	N/A	95.2%	93.9%
% of Patients satisfied with the time they had to wait for an appointment	1	1	N/A	89.0%	88.4%

* This is based on patients treated on this contract for their most recent course of treatment. Figures in italics indicate the base number of FP17s or Patient Questionnaire responses are less than 100. N/A is shown where the base number of responses is less than 10 during the period. % is calculated as Quantity/Base number*100

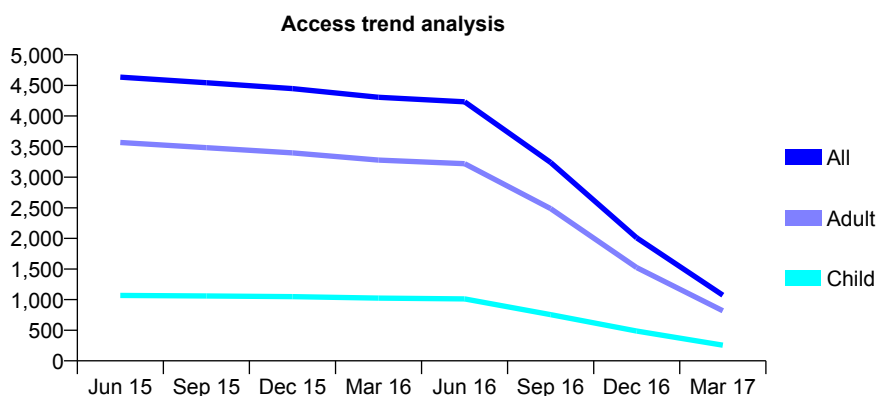
7A3 - Vital Signs At a Glance Contract Report for 634557/0004 - March 2017

Name or company name	Townhill Dental Surgery
Contract type name	GDS Contract
Purpose of contract	General
Contract start date	01/07/2008
Contract end date	23/05/2016

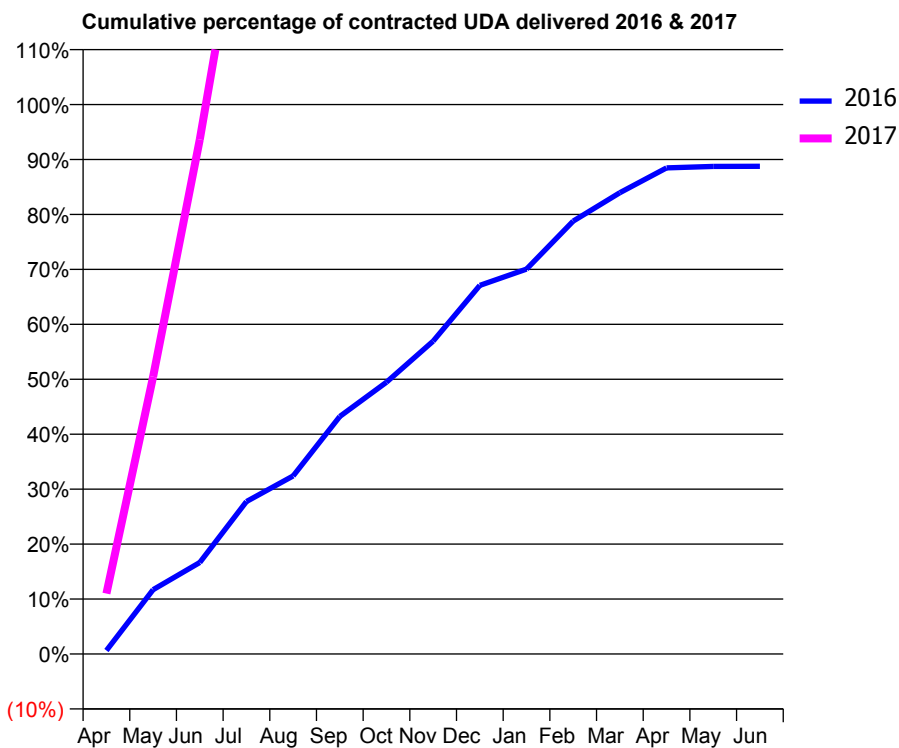
16/17 Contracted general activity (UDA)	2,047
Carry forward general activity (UDA)	0
16/17 Contracted orthodontic activity (UOA)	0
Carry forward orthodontic activity (UOA)	0
Baseline contract value	£50,173.53

ACCESS*

Patients seen in 24 months	Total	Change since previous quarter
Quarter ending March 2016	4,307	
Quarter ending June 2016	4,233	↓
Quarter ending September 2016	3,240	↓
Quarter ending December 2016	2,010	↓
Quarter ending March 2017	1,073	↓
Variance since March 2016	(75.1%)	↓



ACTIVITY



Month	Adjusted Scheduled Activity (UDA)	
	2016	2017
April	89	225
May	1,650	1,033
June	2,349	1,917
July	3,914	2,919
August	4,571	3,032
September	6,096	3,088
October	6,976	3,105
November	8,030	3,116
December	9,459	3,123
January	9,878	3,138
February	11,107	3,164
March	11,839	3,164
April	12,474	
May	12,510	
June	12,515	

QUALITY

	Quantity	Base Number	Contract	LHB	Wales
% of FP17s for the same patient ID Re-attending within 3 months - Children	51	416	12.3%	9.8%	11.3%
% of FP17s for the same patient ID Re-attending within 3 months - Adults	343	1,485	23.1%	14.7%	16.7%
% of FP17s for the same patient ID Re-attending between 3 & 9 months - Children	116	416	27.9%	53.0%	58.0%
% of FP17s for the same patient ID Re-attending between 3 & 9 months - Adults	528	1,485	35.6%	50.1%	53.7%
% of FP17s for Band 1 Urgent Courses	216	1,530	14.1%	9.3%	9.0%
% of FP17s Relating to Free Repair or Replacements	24	1,530	1.6%	0.7%	0.7%
% of FP17s Relating to Continuations	33	1,530	2.2%	0.7%	0.9%
% of Patients satisfied with the dentistry they have received	4	4	N/A	95.2%	93.9%
% of Patients satisfied with the time they had to wait for an appointment	4	4	N/A	89.0%	88.4%

* This is based on patients treated on this contract for their most recent course of treatment. Figures in italics indicate the base number of FP17s or Patient Questionnaire responses are less than 100. N/A is shown where the base number of responses is less than 10 during the period. % is calculated as Quantity/Base number*100

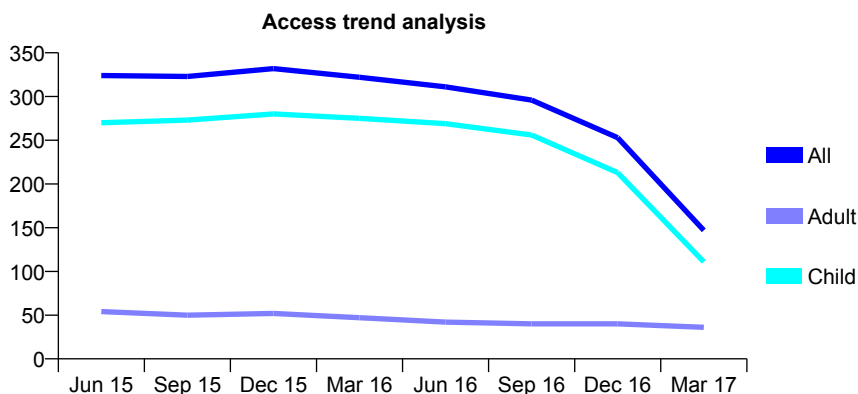
7A3 - Vital Signs At a Glance Contract Report for 635898/0001 - March 2017

Name or company name	MR DJ DAVIES
Contract type name	GDS Contract
Purpose of contract	General
Contract start date	01/04/2006
Contract end date	30/11/2016

16/17 Contracted general activity (UDA)	667
Carry forward general activity (UDA)	8
16/17 Contracted orthodontic activity (UOA)	0
Carry forward orthodontic activity (UOA)	0
Baseline contract value	£14,918.81

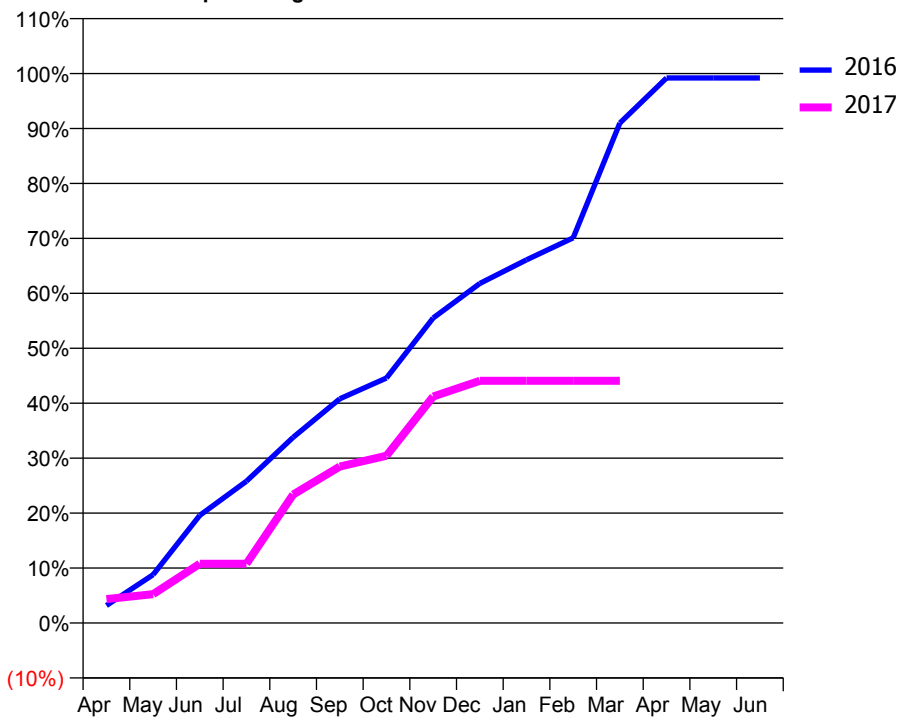
ACCESS*

Patients seen in 24 months	Total	Change since previous quarter
Quarter ending March 2016	322	
Quarter ending June 2016	311	↓
Quarter ending September 2016	296	↓
Quarter ending December 2016	253	↓
Quarter ending March 2017	147	↓
Variance since March 2016	(54.3%)	↓



ACTIVITY

Cumulative percentage of contracted UDA delivered 2016 & 2017



Adjusted Scheduled Activity (UDA)

Month	2016	2017
April	32	29
May	88	35
June	196	72
July	258	72
August	338	156
September	408	190
October	446	203
November	555	275
December	618	294
January	661	294
February	701	294
March	910	294
April	992	
May	992	
June	992	

QUALITY

	Quantity	Base Number	Contract	LHB	Wales
% of FP17s for the same patient ID Re-attending within 3 months - Children	35	261	13.4%	9.8%	11.3%
% of FP17s for the same patient ID Re-attending within 3 months - Adults	3	15	20.0%	14.7%	16.7%
% of FP17s for the same patient ID Re-attending between 3 & 9 months - Children	165	261	63.2%	53.0%	58.0%
% of FP17s for the same patient ID Re-attending between 3 & 9 months - Adults	10	15	66.7%	50.1%	53.7%
% of FP17s for Band 1 Urgent Courses	0	241	0.0%	9.3%	9.0%
% of FP17s Relating to Free Repair or Replacements	0	241	0.0%	0.7%	0.7%
% of FP17s Relating to Continuations	0	241	0.0%	0.7%	0.9%
% of Patients satisfied with the dentistry they have received	0	0	N/A	95.2%	93.9%
% of Patients satisfied with the time they had to wait for an appointment	0	0	N/A	89.0%	88.4%

* This is based on patients treated on this contract for their most recent course of treatment. Figures in italics indicate the base number of FP17s or Patient Questionnaire responses are less than 100. N/A is shown where the base number of responses is less than 10 during the period. % is calculated as Quantity/Base number*100

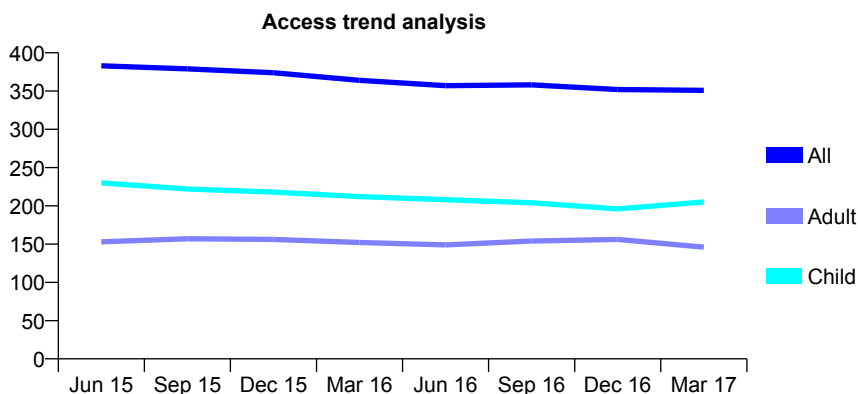
7A3 - Vital Signs At a Glance Contract Report for 652105/0001 - March 2017

Name or company name	MR HJ PRICE
Contract type name	GDS Contract
Purpose of contract	General
Contract start date	01/04/2006
Contract end date	

16/17 Contracted general activity (UDA)	850
Carry forward general activity (UDA)	0
16/17 Contracted orthodontic activity (UOA)	0
Carry forward orthodontic activity (UOA)	0
Baseline contract value	£18,929.54

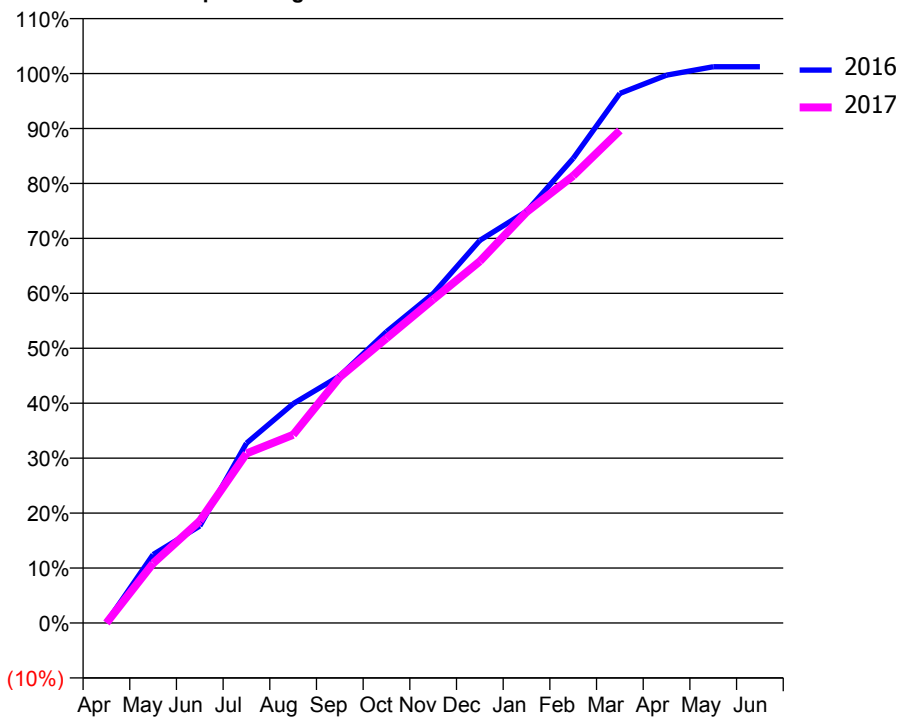
ACCESS*

Patients seen in 24 months	Total	Change since previous quarter
Quarter ending March 2016	364	
Quarter ending June 2016	357	↓
Quarter ending September 2016	358	→
Quarter ending December 2016	352	↓
Quarter ending March 2017	351	→
Variance since March 2016	(3.6%)	↓



ACTIVITY

Cumulative percentage of contracted UDA delivered 2016 & 2017



Adjusted Scheduled Activity (UDA)

Month	2016	2017
April	1	0
May	106	92
June	150	158
July	278	262
August	339	291
September	382	380
October	451	440
November	510	501
December	592	560
January	637	636
February	719	692
March	819	762
April	847	
May	860	
June	860	

QUALITY

	Quantity	Base Number	Contract	LHB	Wales
% of FP17s for the same patient ID Re-attending within 3 months - Children	14	321	4.4%	9.8%	11.3%
% of FP17s for the same patient ID Re-attending within 3 months - Adults	33	200	16.5%	14.7%	16.7%
% of FP17s for the same patient ID Re-attending between 3 & 9 months - Children	190	321	59.2%	53.0%	58.0%
% of FP17s for the same patient ID Re-attending between 3 & 9 months - Adults	106	200	53.0%	50.1%	53.7%
% of FP17s for Band 1 Urgent Courses	9	499	1.8%	9.3%	9.0%
% of FP17s Relating to Free Repair or Replacements	0	499	0.0%	0.7%	0.7%
% of FP17s Relating to Continuations	0	499	0.0%	0.7%	0.9%
% of Patients satisfied with the dentistry they have received	1	1	N/A	95.2%	93.9%
% of Patients satisfied with the time they had to wait for an appointment	1	1	N/A	89.0%	88.4%

* This is based on patients treated on this contract for their most recent course of treatment. Figures in italics indicate the base number of FP17s or Patient Questionnaire responses are less than 100. N/A is shown where the base number of responses is less than 10 during the period. % is calculated as Quantity/Base number*100

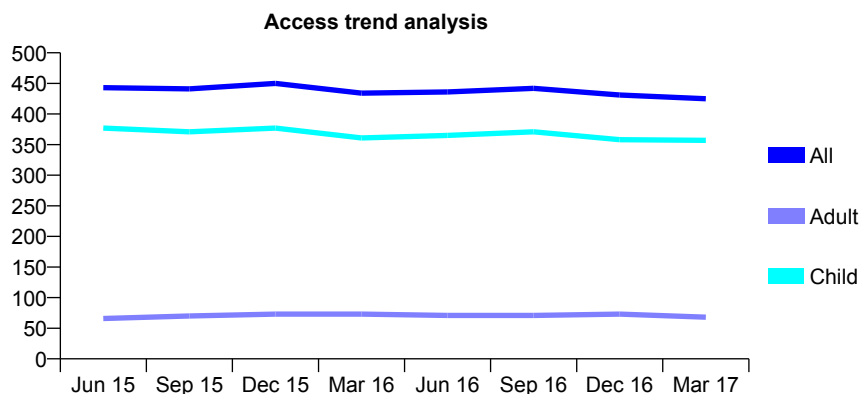
7A3 - Vital Signs At a Glance Contract Report for 653721/0001 - March 2017

Name or company name	MR CJ DAVISON
Contract type name	GDS Contract
Purpose of contract	General
Contract start date	01/04/2006
Contract end date	

16/17 Contracted general activity (UDA)	1,070
Carry forward general activity (UDA)	26
16/17 Contracted orthodontic activity (UOA)	0
Carry forward orthodontic activity (UOA)	0
Baseline contract value	£25,069.70

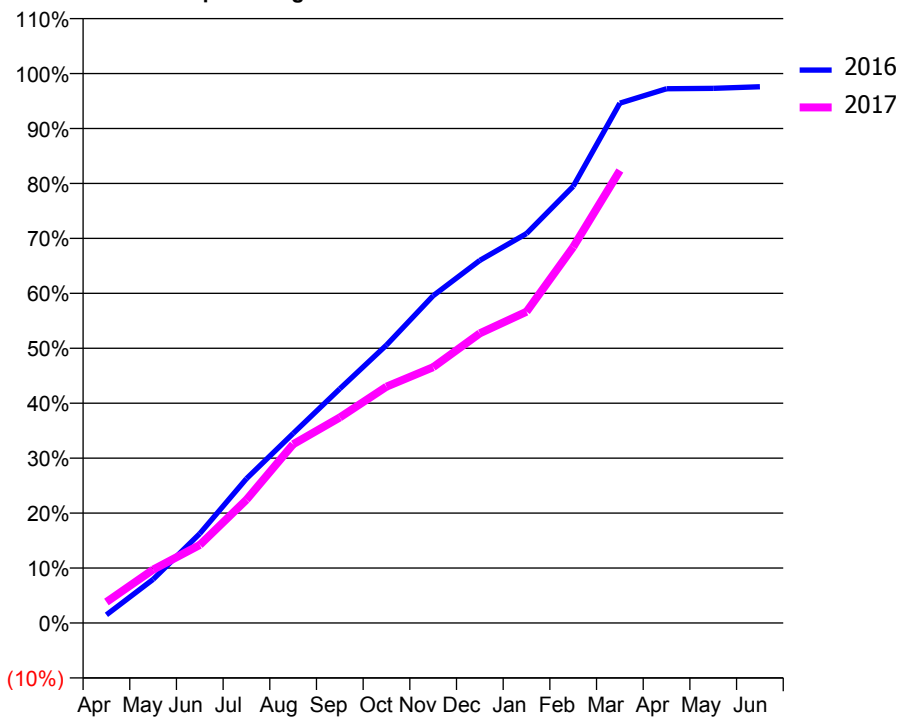
ACCESS*

Patients seen in 24 months	Total	Change since previous quarter
Quarter ending March 2016	434	
Quarter ending June 2016	436	→
Quarter ending September 2016	442	→
Quarter ending December 2016	431	↓
Quarter ending March 2017	425	↓
Variance since March 2016	(2.1%)	↓



ACTIVITY

Cumulative percentage of contracted UDA delivered 2016 & 2017



Month	Adjusted Scheduled Activity (UDA)	
	2016	2017
April	16	41
May	85	104
June	174	152
July	281	240
August	369	348
September	456	400
October	541	460
November	637	498
December	706	564
January	758	606
February	850	732
March	1,012	881
April	1,040	
May	1,041	
June	1,044	

QUALITY

	Quantity	Base Number	Contract	LHB	Wales
% of FP17s for the same patient ID Re-attending within 3 months - Children	45	591	7.6%	9.8%	11.3%
% of FP17s for the same patient ID Re-attending within 3 months - Adults	3	46	6.5%	14.7%	16.7%
% of FP17s for the same patient ID Re-attending between 3 & 9 months - Children	406	591	68.7%	53.0%	58.0%
% of FP17s for the same patient ID Re-attending between 3 & 9 months - Adults	36	46	78.3%	50.1%	53.7%
% of FP17s for Band 1 Urgent Courses	1	589	0.2%	9.3%	9.0%
% of FP17s Relating to Free Repair or Replacements	0	589	0.0%	0.7%	0.7%
% of FP17s Relating to Continuations	0	589	0.0%	0.7%	0.9%
% of Patients satisfied with the dentistry they have received	1	1	N/A	95.2%	93.9%
% of Patients satisfied with the time they had to wait for an appointment	1	1	N/A	89.0%	88.4%

* This is based on patients treated on this contract for their most recent course of treatment. Figures in italics indicate the base number of FP17s or Patient Questionnaire responses are less than 100. N/A is shown where the base number of responses is less than 10 during the period. % is calculated as Quantity/Base number*100

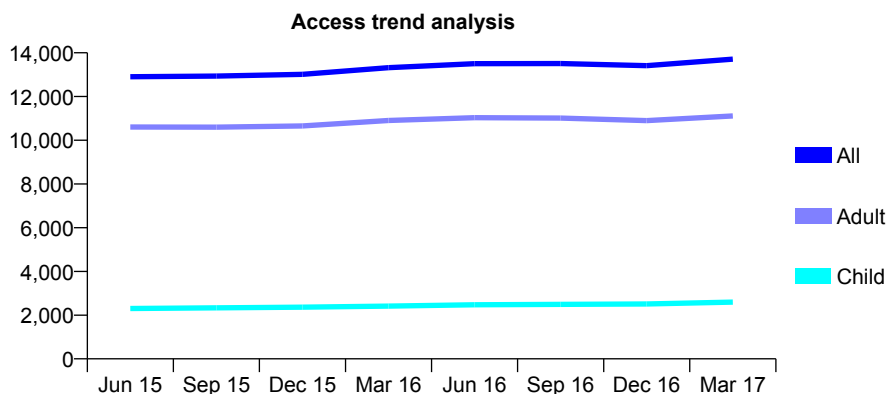
7A3 - Vital Signs At a Glance Contract Report for 682632/0002 - March 2017

Name or company name	Crescent Dental Ltd
Contract type name	GDS Contract
Purpose of contract	General
Contract start date	01/08/2008
Contract end date	

16/17 Contracted general activity (UDA)	40,703
Carry forward general activity (UDA)	0
16/17 Contracted orthodontic activity (UOA)	0
Carry forward orthodontic activity (UOA)	0
Baseline contract value	£935,165.36

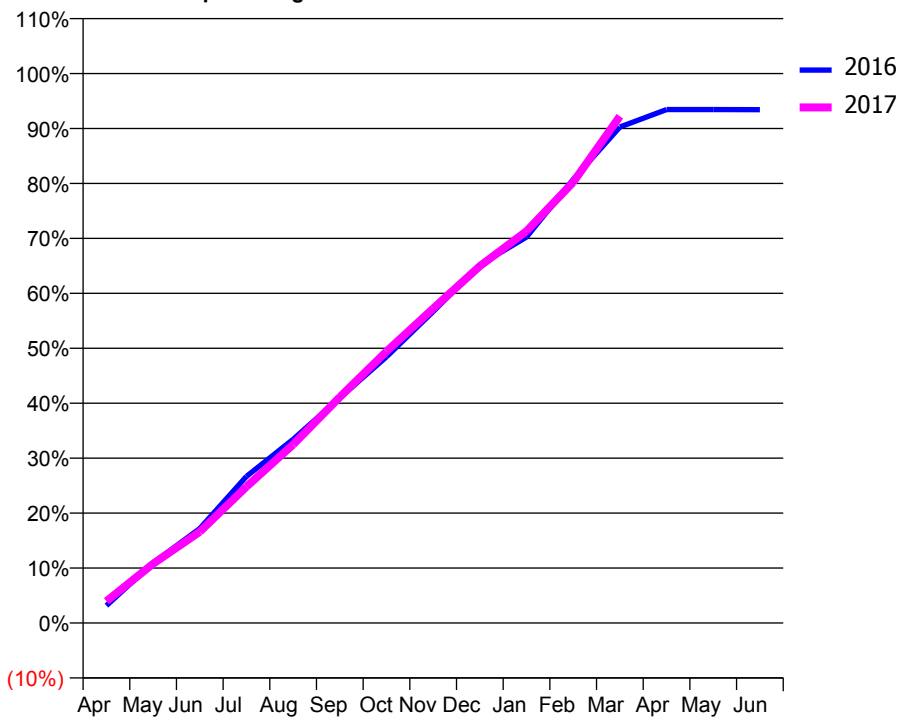
ACCESS*

Patients seen in 24 months	Total	Change since previous quarter
Quarter ending March 2016	13,318	
Quarter ending June 2016	13,503	→
Quarter ending September 2016	13,508	→
Quarter ending December 2016	13,409	→
Quarter ending March 2017	13,710	↑
Variance since March 2016	2.9%	↑



ACTIVITY

Cumulative percentage of contracted UDA delivered 2016 & 2017



Month	Adjusted Scheduled Activity (UDA)	
	2016	2017
April	1,286	1,618
May	4,451	4,393
June	7,001	6,763
July	10,864	10,101
August	13,610	13,225
September	16,682	16,740
October	19,722	20,118
November	23,067	23,297
December	26,530	26,437
January	28,595	29,025
February	32,857	32,647
March	36,744	37,539
April	38,030	
May	38,032	
June	38,023	

QUALITY

	Quantity	Base Number	Contract	LHB	Wales
% of FP17s for the same patient ID Re-attending within 3 months - Children	201	3,632	5.5%	9.8%	11.3%
% of FP17s for the same patient ID Re-attending within 3 months - Adults	1,838	15,922	11.5%	14.7%	16.7%
% of FP17s for the same patient ID Re-attending between 3 & 9 months - Children	2,009	3,632	55.3%	53.0%	58.0%
% of FP17s for the same patient ID Re-attending between 3 & 9 months - Adults	9,189	15,922	57.7%	50.1%	53.7%
% of FP17s for Band 1 Urgent Courses	1,400	18,853	7.4%	9.3%	9.0%
% of FP17s Relating to Free Repair or Replacements	148	18,853	0.8%	0.7%	0.7%
% of FP17s Relating to Continuations	111	18,853	0.6%	0.7%	0.9%
% of Patients satisfied with the dentistry they have received	37	39	94.9%	95.2%	93.9%
% of Patients satisfied with the time they had to wait for an appointment	36	39	92.3%	89.0%	88.4%

* This is based on patients treated on this contract for their most recent course of treatment. Figures in italics indicate the base number of FP17s or Patient Questionnaire responses are less than 100. N/A is shown where the base number of responses is less than 10 during the period. % is calculated as Quantity/Base number*100

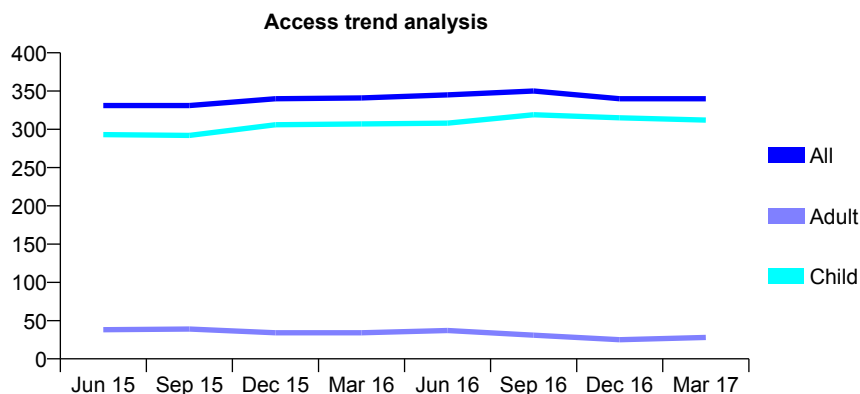
7A3 - Vital Signs At a Glance Contract Report for 724998/0001 - March 2017

Name or company name	MR AH BEAK
Contract type name	GDS Contract
Purpose of contract	General
Contract start date	01/04/2006
Contract end date	

16/17 Contracted general activity (UDA)	780
Carry forward general activity (UDA)	0
16/17 Contracted orthodontic activity (UOA)	0
Carry forward orthodontic activity (UOA)	0
Baseline contract value	£19,336.43

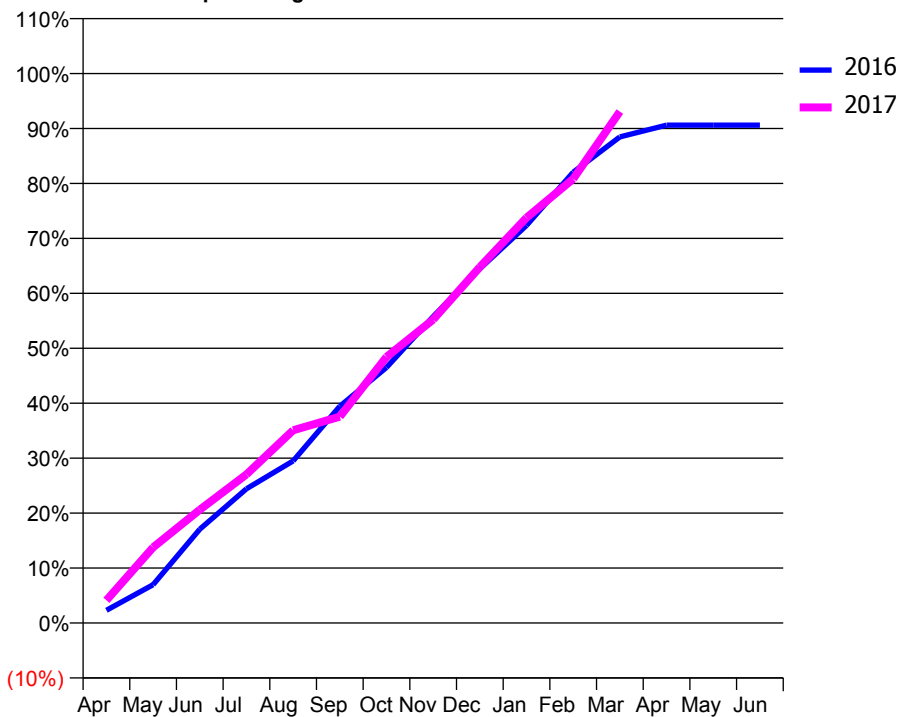
ACCESS*

Patients seen in 24 months	Total	Change since previous quarter
Quarter ending March 2016	341	
Quarter ending June 2016	345	→
Quarter ending September 2016	350	→
Quarter ending December 2016	340	↓
Quarter ending March 2017	340	→
Variance since March 2016	(0.3%)	→



ACTIVITY

Cumulative percentage of contracted UDA delivered 2016 & 2017



Month	Adjusted Scheduled Activity (UDA)	
	2016	2017
April	18	32
May	54	107
June	133	161
July	191	211
August	230	274
September	308	293
October	363	378
November	435	431
December	503	505
January	564	575
February	640	630
March	690	726
April	707	
May	707	
June	707	

QUALITY

	Quantity	Base Number	Contract	LHB	Wales
% of FP17s for the same patient ID Re-attending within 3 months - Children	31	515	6.0%	9.8%	11.3%
% of FP17s for the same patient ID Re-attending within 3 months - Adults	0	0	N/A	14.7%	16.7%
% of FP17s for the same patient ID Re-attending between 3 & 9 months - Children	329	515	63.9%	53.0%	58.0%
% of FP17s for the same patient ID Re-attending between 3 & 9 months - Adults	0	0	N/A	50.1%	53.7%
% of FP17s for Band 1 Urgent Courses	20	505	4.0%	9.3%	9.0%
% of FP17s Relating to Free Repair or Replacements	0	505	0.0%	0.7%	0.7%
% of FP17s Relating to Continuations	3	505	0.6%	0.7%	0.9%
% of Patients satisfied with the dentistry they have received	1	1	N/A	95.2%	93.9%
% of Patients satisfied with the time they had to wait for an appointment	1	1	N/A	89.0%	88.4%

* This is based on patients treated on this contract for their most recent course of treatment. Figures in italics indicate the base number of FP17s or Patient Questionnaire responses are less than 100. N/A is shown where the base number of responses is less than 10 during the period. % is calculated as Quantity/Base number*100

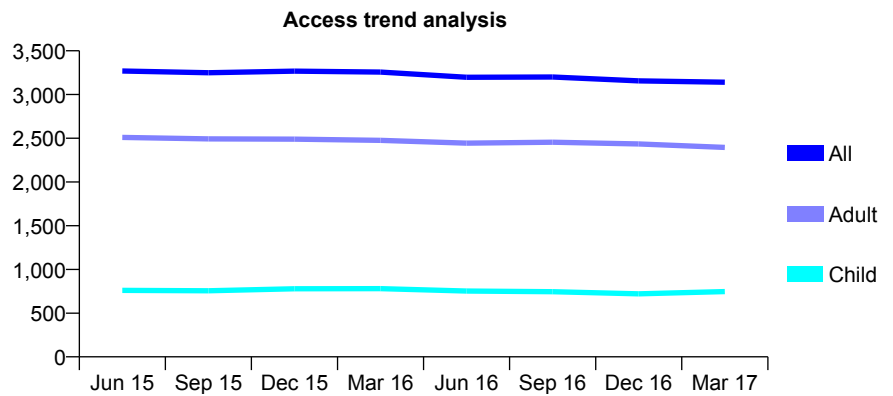
7A3 - Vital Signs At a Glance Contract Report for 725390/0001 - March 2017

Name or company name	R Kadenhe
Contract type name	GDS Contract
Purpose of contract	General
Contract start date	01/04/2006
Contract end date	

16/17 Contracted general activity (UDA)	9,600
Carry forward general activity (UDA)	0
16/17 Contracted orthodontic activity (UOA)	0
Carry forward orthodontic activity (UOA)	0
Baseline contract value	£214,881.98

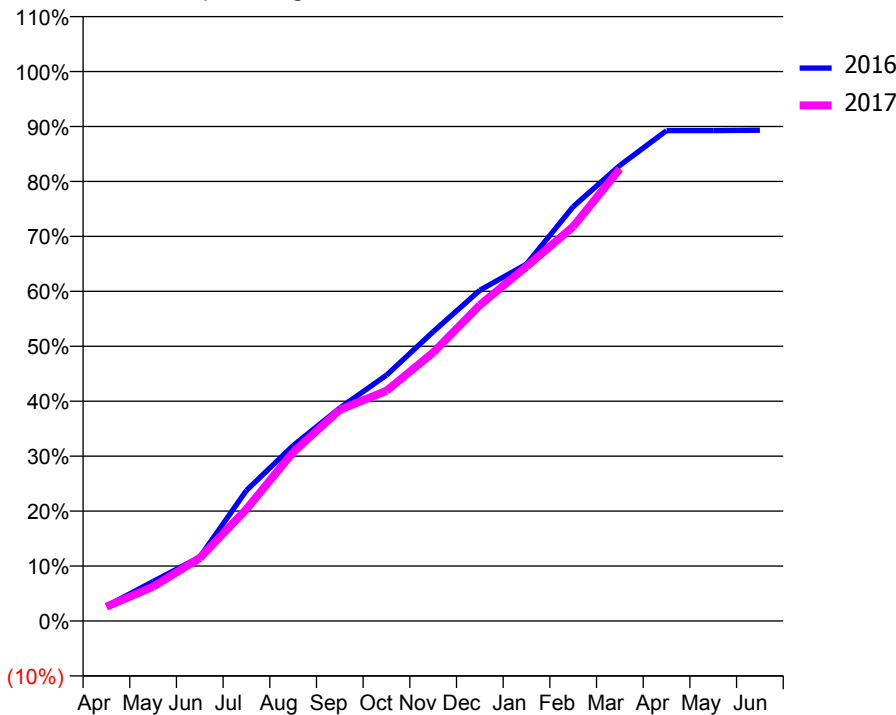
ACCESS*

Patients seen in 24 months	Total	Change since previous quarter
Quarter ending March 2016	3,256	
Quarter ending June 2016	3,197	↓
Quarter ending September 2016	3,200	→
Quarter ending December 2016	3,156	↓
Quarter ending March 2017	3,141	→
Variance since March 2016	(3.5%)	↓



ACTIVITY

Cumulative percentage of contracted UDA delivered 2016 & 2017



Month	Adjusted Scheduled Activity (UDA)	
	2016	2017
April	261	251
May	691	600
June	1,117	1,100
July	2,282	1,955
August	3,065	2,951
September	3,722	3,692
October	4,294	4,021
November	5,055	4,691
December	5,778	5,519
January	6,235	6,194
February	7,239	6,893
March	7,960	7,900
April	8,567	
May	8,568	
June	8,575	

QUALITY

	Quantity	Base Number	Contract	LHB	Wales
% of FP17s for the same patient ID Re-attending within 3 months - Children	51	830	6.1%	9.8%	11.3%
% of FP17s for the same patient ID Re-attending within 3 months - Adults	476	2,942	16.2%	14.7%	16.7%
% of FP17s for the same patient ID Re-attending between 3 & 9 months - Children	307	830	37.0%	53.0%	58.0%
% of FP17s for the same patient ID Re-attending between 3 & 9 months - Adults	1,242	2,942	42.2%	50.1%	53.7%
% of FP17s for Band 1 Urgent Courses	285	3,580	8.0%	9.3%	9.0%
% of FP17s Relating to Free Repair or Replacements	29	3,580	0.8%	0.7%	0.7%
% of FP17s Relating to Continuations	50	3,580	1.4%	0.7%	0.9%
% of Patients satisfied with the dentistry they have received	7	9	N/A	95.2%	93.9%
% of Patients satisfied with the time they had to wait for an appointment	8	9	N/A	89.0%	88.4%

* This is based on patients treated on this contract for their most recent course of treatment. Figures in italics indicate the base number of FP17s or Patient Questionnaire responses are less than 100. N/A is shown where the base number of responses is less than 10 during the period. % is calculated as Quantity/Base number*100

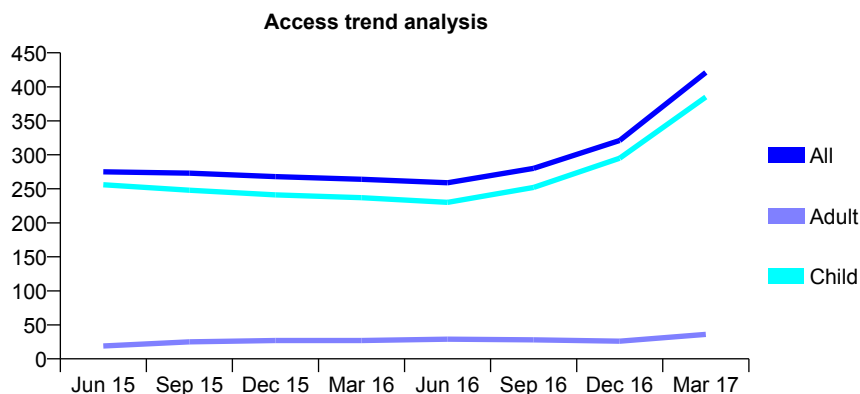
7A3 - Vital Signs At a Glance Contract Report for 737100/0001 - March 2017

Name or company name	MISS NL YOUNG
Contract type name	GDS Contract
Purpose of contract	General
Contract start date	01/04/2006
Contract end date	

16/17 Contracted general activity (UDA)	1,196
Carry forward general activity (UDA)	1
16/17 Contracted orthodontic activity (UOA)	0
Carry forward orthodontic activity (UOA)	0
Baseline contract value	£27,040.21

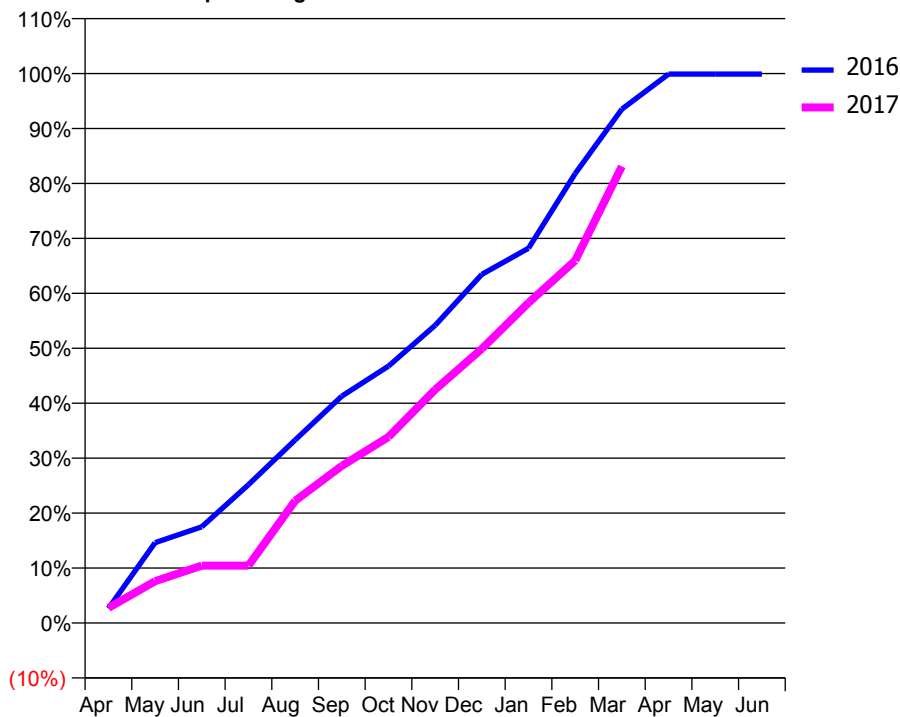
ACCESS*

Patients seen in 24 months	Total	Change since previous quarter
Quarter ending March 2016	264	
Quarter ending June 2016	259	↓
Quarter ending September 2016	280	↑
Quarter ending December 2016	321	↑
Quarter ending March 2017	421	↑
Variance since March 2016	59.5%	↑



ACTIVITY

Cumulative percentage of contracted UDA delivered 2016 & 2017



Month	Adjusted Scheduled Activity (UDA)	
	2016	2017
April	23	33
May	126	91
June	151	125
July	217	125
August	287	266
September	356	342
October	403	405
November	467	508
December	547	597
January	588	697
February	705	789
March	806	994
April	861	
May	861	
June	861	

QUALITY

	Quantity	Base Number	Contract	LHB	Wales
% of FP17s for the same patient ID Re-attending within 3 months - Children	125	682	18.3%	9.8%	11.3%
% of FP17s for the same patient ID Re-attending within 3 months - Adults	2	15	13.3%	14.7%	16.7%
% of FP17s for the same patient ID Re-attending between 3 & 9 months - Children	302	682	44.3%	53.0%	58.0%
% of FP17s for the same patient ID Re-attending between 3 & 9 months - Adults	7	15	46.7%	50.1%	53.7%
% of FP17s for Band 1 Urgent Courses	0	662	0.0%	9.3%	9.0%
% of FP17s Relating to Free Repair or Replacements	0	662	0.0%	0.7%	0.7%
% of FP17s Relating to Continuations	0	662	0.0%	0.7%	0.9%
% of Patients satisfied with the dentistry they have received	3	3	N/A	95.2%	93.9%
% of Patients satisfied with the time they had to wait for an appointment	2	3	N/A	89.0%	88.4%

* This is based on patients treated on this contract for their most recent course of treatment. Figures in italics indicate the base number of FP17s or Patient Questionnaire responses are less than 100. N/A is shown where the base number of responses is less than 10 during the period. % is calculated as Quantity/Base number*100

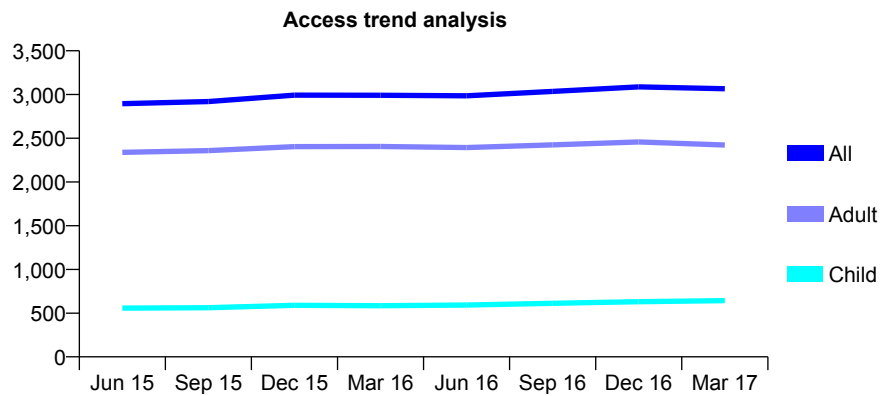
7A3 - Vital Signs At a Glance Contract Report for 746339/0001 - March 2017

Name or company name	MISS CE MEEK
Contract type name	GDS Contract
Purpose of contract	General
Contract start date	01/04/2006
Contract end date	

16/17 Contracted general activity (UDA)	7,583
Carry forward general activity (UDA)	0
16/17 Contracted orthodontic activity (UOA)	0
Carry forward orthodontic activity (UOA)	0
Baseline contract value	£190,812.26

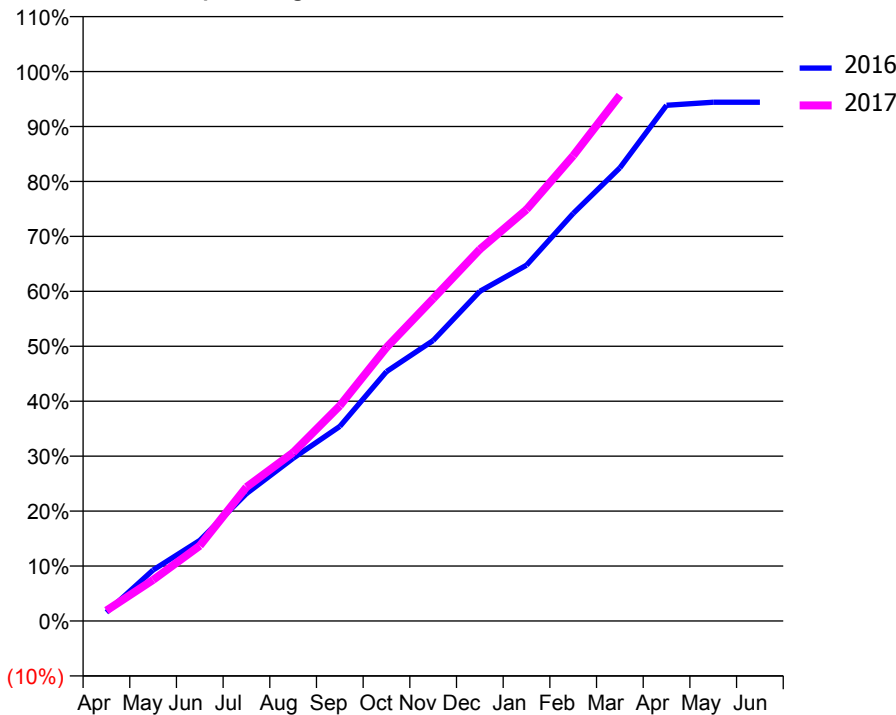
ACCESS*

Patients seen in 24 months	Total	Change since previous quarter
Quarter ending March 2016	2,991	
Quarter ending June 2016	2,986	→
Quarter ending September 2016	3,036	→
Quarter ending December 2016	3,088	→
Quarter ending March 2017	3,066	→
Variance since March 2016	2.5%	↑



ACTIVITY

Cumulative percentage of contracted UDA delivered 2016 & 2017



Month	Adjusted Scheduled Activity (UDA)	
	2016	2017
April	120	144
May	703	568
June	1,113	1,038
July	1,758	1,848
August	2,246	2,326
September	2,685	2,971
October	3,443	3,775
November	3,870	4,449
December	4,549	5,129
January	4,911	5,678
February	5,625	6,421
March	6,253	7,255
April	7,117	
May	7,159	
June	7,160	

QUALITY

	Quantity	Base Number	Contract	LHB	Wales
% of FP17s for the same patient ID Re-attending within 3 months - Children	39	724	5.4%	9.8%	11.3%
% of FP17s for the same patient ID Re-attending within 3 months - Adults	407	3,020	13.5%	14.7%	16.7%
% of FP17s for the same patient ID Re-attending between 3 & 9 months - Children	248	724	34.3%	53.0%	58.0%
% of FP17s for the same patient ID Re-attending between 3 & 9 months - Adults	1,231	3,020	40.8%	50.1%	53.7%
% of FP17s for Band 1 Urgent Courses	202	3,396	5.9%	9.3%	9.0%
% of FP17s Relating to Free Repair or Replacements	7	3,396	0.2%	0.7%	0.7%
% of FP17s Relating to Continuations	49	3,396	1.4%	0.7%	0.9%
% of Patients satisfied with the dentistry they have received	10	10	100.0%	95.2%	93.9%
% of Patients satisfied with the time they had to wait for an appointment	8	10	80.0%	89.0%	88.4%

* This is based on patients treated on this contract for their most recent course of treatment. Figures in italics indicate the base number of FP17s or Patient Questionnaire responses are less than 100. N/A is shown where the base number of responses is less than 10 during the period. % is calculated as Quantity/Base number*100

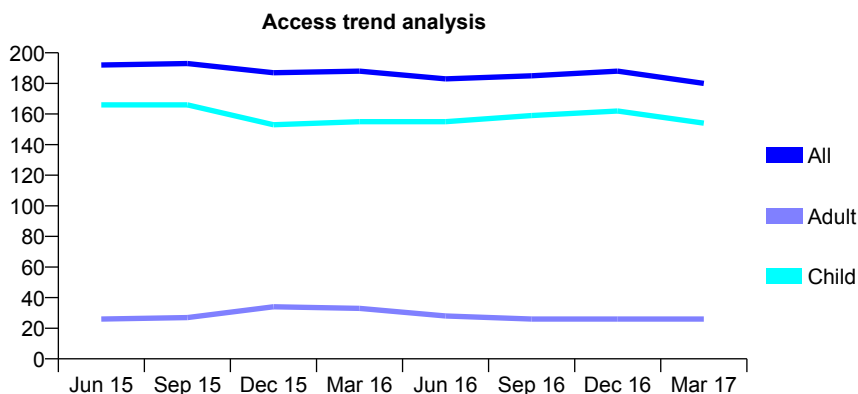
7A3 - Vital Signs At a Glance Contract Report for 760935/0001 - March 2017

Name or company name	MISS RL GRONOW
Contract type name	GDS Contract
Purpose of contract	General
Contract start date	01/04/2006
Contract end date	

16/17 Contracted general activity (UDA)	368
Carry forward general activity (UDA)	0
16/17 Contracted orthodontic activity (UOA)	0
Carry forward orthodontic activity (UOA)	0
Baseline contract value	£9,530.76

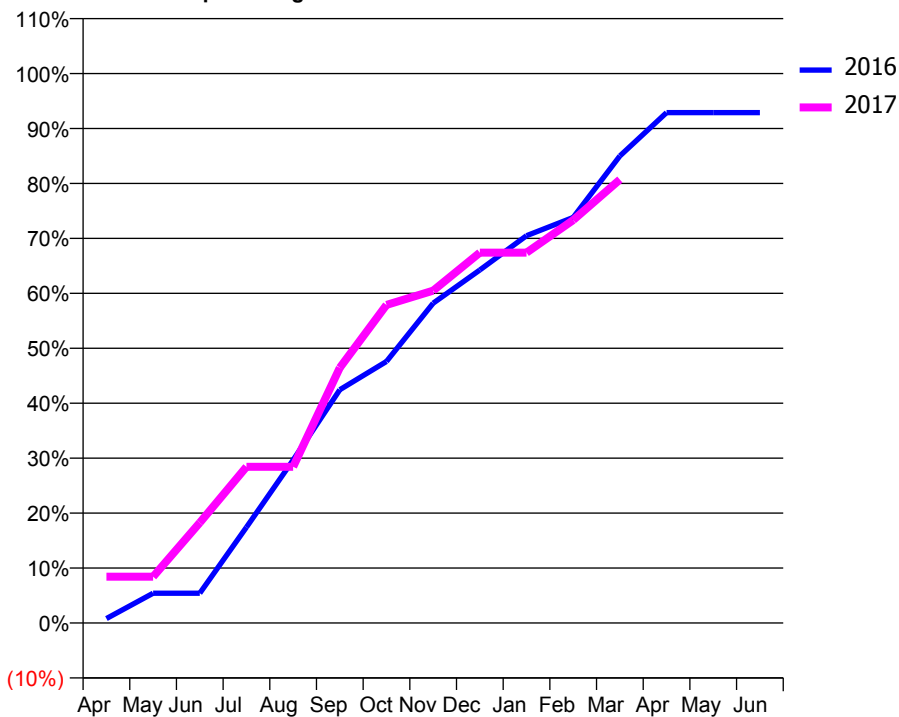
ACCESS*

Patients seen in 24 months	Total	Change since previous quarter
Quarter ending March 2016	188	
Quarter ending June 2016	183	↓
Quarter ending September 2016	185	→
Quarter ending December 2016	188	→
Quarter ending March 2017	180	↓
Variance since March 2016	(4.3%)	↓



ACTIVITY

Cumulative percentage of contracted UDA delivered 2016 & 2017



Month	Adjusted Scheduled Activity (UDA)	
	2016	2017
April	3	31
May	20	31
June	20	67
July	64	105
August	109	105
September	156	171
October	175	213
November	214	223
December	236	248
January	259	248
February	272	270
March	313	297
April	342	
May	342	
June	342	

QUALITY

	Quantity	Base Number	Contract	LHB	Wales
% of FP17s for the same patient ID Re-attending within 3 months - Children	17	242	7.0%	9.8%	11.3%
% of FP17s for the same patient ID Re-attending within 3 months - Adults	0	17	0.0%	14.7%	16.7%
% of FP17s for the same patient ID Re-attending between 3 & 9 months - Children	136	242	56.2%	53.0%	58.0%
% of FP17s for the same patient ID Re-attending between 3 & 9 months - Adults	10	17	58.8%	50.1%	53.7%
% of FP17s for Band 1 Urgent Courses	15	240	6.3%	9.3%	9.0%
% of FP17s Relating to Free Repair or Replacements	0	240	0.0%	0.7%	0.7%
% of FP17s Relating to Continuations	1	240	0.4%	0.7%	0.9%
% of Patients satisfied with the dentistry they have received	0	0	N/A	95.2%	93.9%
% of Patients satisfied with the time they had to wait for an appointment	0	0	N/A	89.0%	88.4%

* This is based on patients treated on this contract for their most recent course of treatment. Figures in italics indicate the base number of FP17s or Patient Questionnaire responses are less than 100. N/A is shown where the base number of responses is less than 10 during the period. % is calculated as Quantity/Base number*100

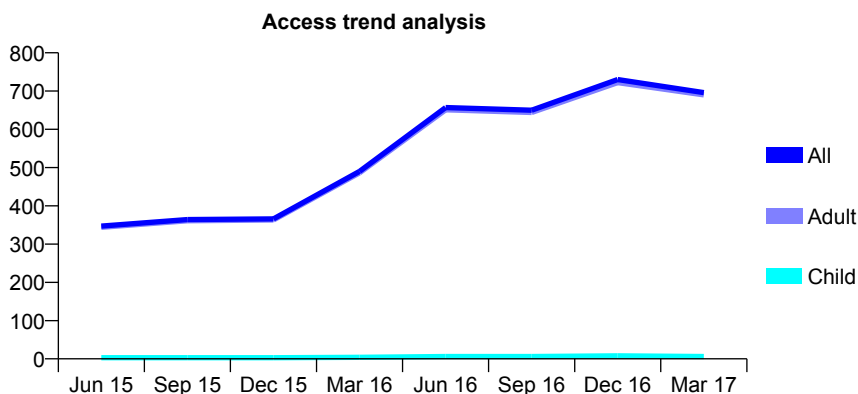
7A3 - Vital Signs At a Glance Contract Report for 766348/0002 - March 2017

Name or company name	MISS R JONES
Contract type name	PDS Contract
Purpose of contract	General
Contract start date	01/04/2008
Contract end date	31/03/2020

16/17 Contracted general activity (UDA)	2,854
Carry forward general activity (UDA)	0
16/17 Contracted orthodontic activity (UOA)	0
Carry forward orthodontic activity (UOA)	0
Baseline contract value	£162,245.28

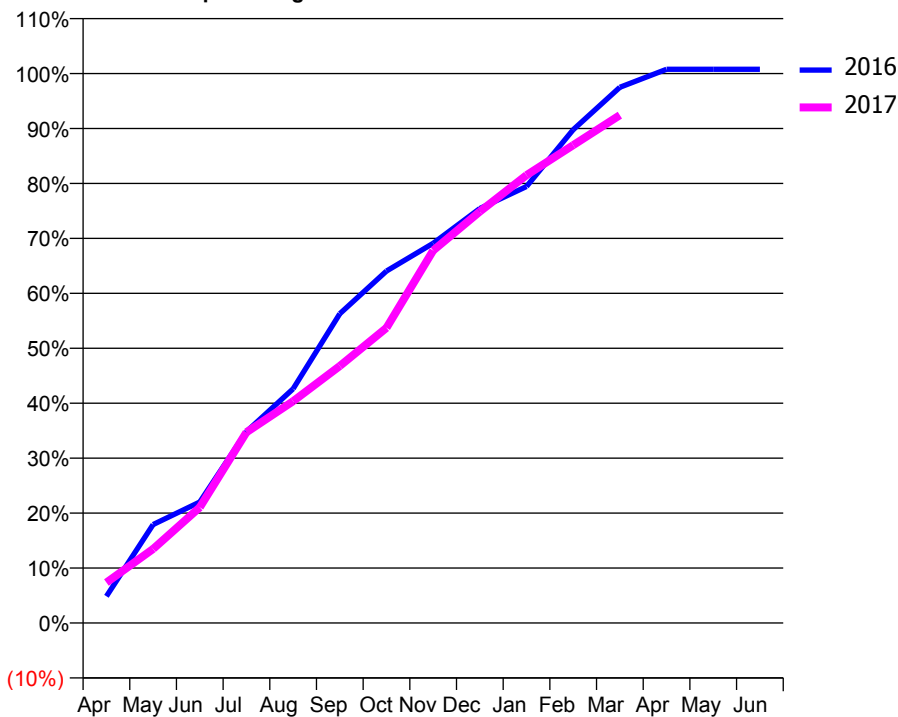
ACCESS*

Patients seen in 24 months	Total	Change since previous quarter
Quarter ending March 2016	490	
Quarter ending June 2016	657	↑
Quarter ending September 2016	650	↓
Quarter ending December 2016	730	↑
Quarter ending March 2017	696	↓
Variance since March 2016	42.0%	↑



ACTIVITY

Cumulative percentage of contracted UDA delivered 2016 & 2017



Month	Adjusted Scheduled Activity (UDA)	
	2016	2017
April	139	210
May	511	385
June	628	601
July	994	991
August	1,216	1,152
September	1,606	1,335
October	1,828	1,533
November	1,972	1,935
December	2,153	2,137
January	2,267	2,326
February	2,562	2,482
March	2,782	2,638
April	2,876	
May	2,876	
June	2,876	

QUALITY

	Quantity	Base Number	Contract	LHB	Wales
% of FP17s for the same patient ID Re-attending within 3 months - Children	0	18	0.0%	9.8%	11.3%
% of FP17s for the same patient ID Re-attending within 3 months - Adults	39	960	4.1%	14.7%	16.7%
% of FP17s for the same patient ID Re-attending between 3 & 9 months - Children	0	18	0.0%	53.0%	58.0%
% of FP17s for the same patient ID Re-attending between 3 & 9 months - Adults	3	960	0.3%	50.1%	53.7%
% of FP17s for Band 1 Urgent Courses	0	946	0.0%	9.3%	9.0%
% of FP17s Relating to Free Repair or Replacements	0	946	0.0%	0.7%	0.7%
% of FP17s Relating to Continuations	0	946	0.0%	0.7%	0.9%
% of Patients satisfied with the dentistry they have received	2	2	N/A	95.2%	93.9%
% of Patients satisfied with the time they had to wait for an appointment	1	2	N/A	89.0%	88.4%

* This is based on patients treated on this contract for their most recent course of treatment. Figures in italics indicate the base number of FP17s or Patient Questionnaire responses are less than 100. N/A is shown where the base number of responses is less than 10 during the period. % is calculated as Quantity/Base number*100

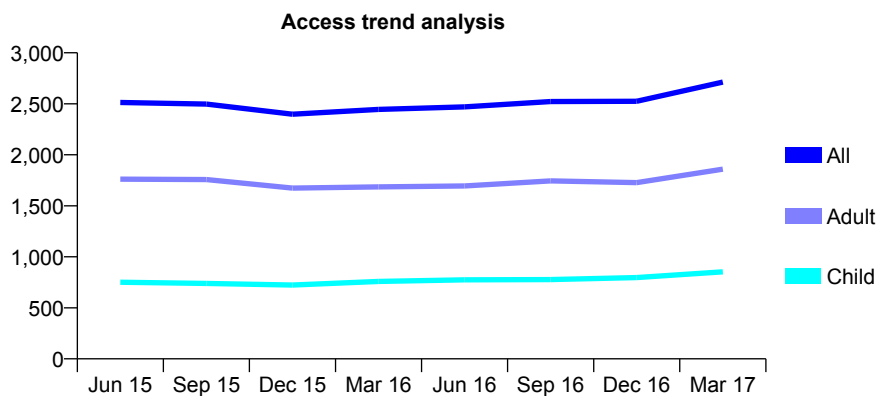
7A3 - Vital Signs At a Glance Contract Report for 780553/0001 - March 2017

Name or company name	MR B JONES
Contract type name	GDS Contract
Purpose of contract	General
Contract start date	01/07/2012
Contract end date	

16/17 Contracted general activity (UDA)	7,220
Carry forward general activity (UDA)	0
16/17 Contracted orthodontic activity (UOA)	0
Carry forward orthodontic activity (UOA)	0
Baseline contract value	£172,271.16

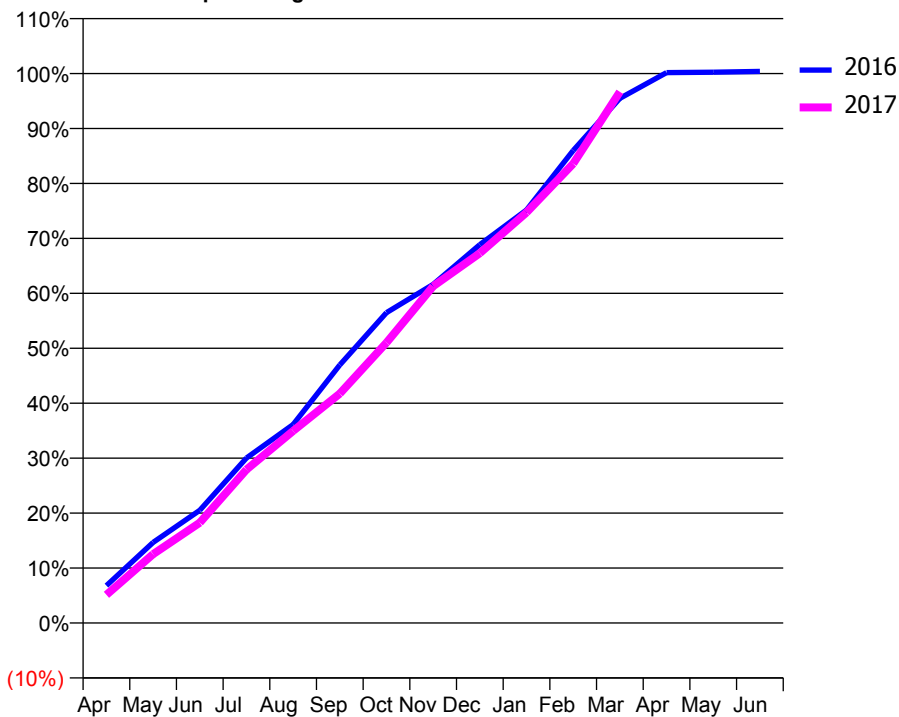
ACCESS*

Patients seen in 24 months	Total	Change since previous quarter
Quarter ending March 2016	2,445	
Quarter ending June 2016	2,470	→
Quarter ending September 2016	2,522	↑
Quarter ending December 2016	2,525	→
Quarter ending March 2017	2,713	↑
Variance since March 2016	11.0%	↑



ACTIVITY

Cumulative percentage of contracted UDA delivered 2016 & 2017



Month	Adjusted Scheduled Activity (UDA)	
	2016	2017
April	492	371
May	1,060	905
June	1,481	1,319
July	2,169	2,015
August	2,607	2,523
September	3,392	3,015
October	4,079	3,684
November	4,449	4,425
December	4,971	4,860
January	5,427	5,393
February	6,208	6,036
March	6,893	6,980
April	7,231	
May	7,236	
June	7,248	

QUALITY

	Quantity	Base Number	Contract	LHB	Wales
% of FP17s for the same patient ID Re-attending within 3 months - Children	43	1,273	3.4%	9.8%	11.3%
% of FP17s for the same patient ID Re-attending within 3 months - Adults	220	2,799	7.9%	14.7%	16.7%
% of FP17s for the same patient ID Re-attending between 3 & 9 months - Children	521	1,273	40.9%	53.0%	58.0%
% of FP17s for the same patient ID Re-attending between 3 & 9 months - Adults	1,145	2,799	40.9%	50.1%	53.7%
% of FP17s for Band 1 Urgent Courses	189	3,886	4.9%	9.3%	9.0%
% of FP17s Relating to Free Repair or Replacements	48	3,886	1.2%	0.7%	0.7%
% of FP17s Relating to Continuations	26	3,886	0.7%	0.7%	0.9%
% of Patients satisfied with the dentistry they have received	7	8	N/A	95.2%	93.9%
% of Patients satisfied with the time they had to wait for an appointment	5	8	N/A	89.0%	88.4%

* This is based on patients treated on this contract for their most recent course of treatment. Figures in italics indicate the base number of FP17s or Patient Questionnaire responses are less than 100. N/A is shown where the base number of responses is less than 10 during the period. % is calculated as Quantity/Base number*100

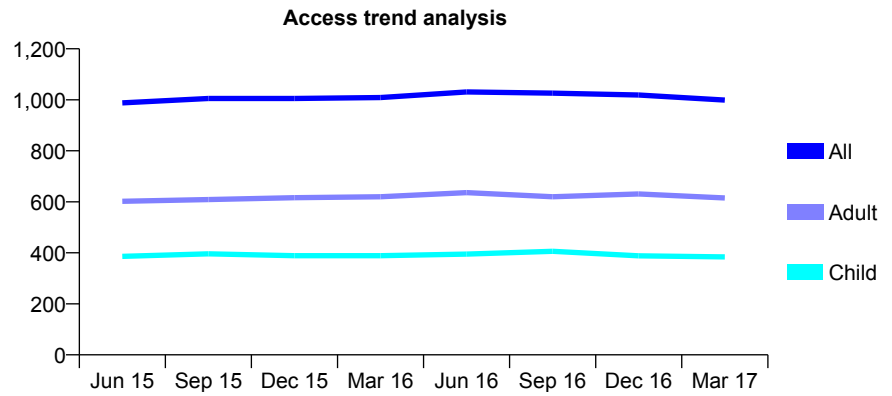
7A3 - Vital Signs At a Glance Contract Report for 792365/0001 - March 2017

Name or company name	MR JA RICE
Contract type name	GDS Contract
Purpose of contract	General
Contract start date	01/10/2011
Contract end date	

16/17 Contracted general activity (UDA)	2,724
Carry forward general activity (UDA)	4
16/17 Contracted orthodontic activity (UOA)	0
Carry forward orthodontic activity (UOA)	0
Baseline contract value	£60,972.88

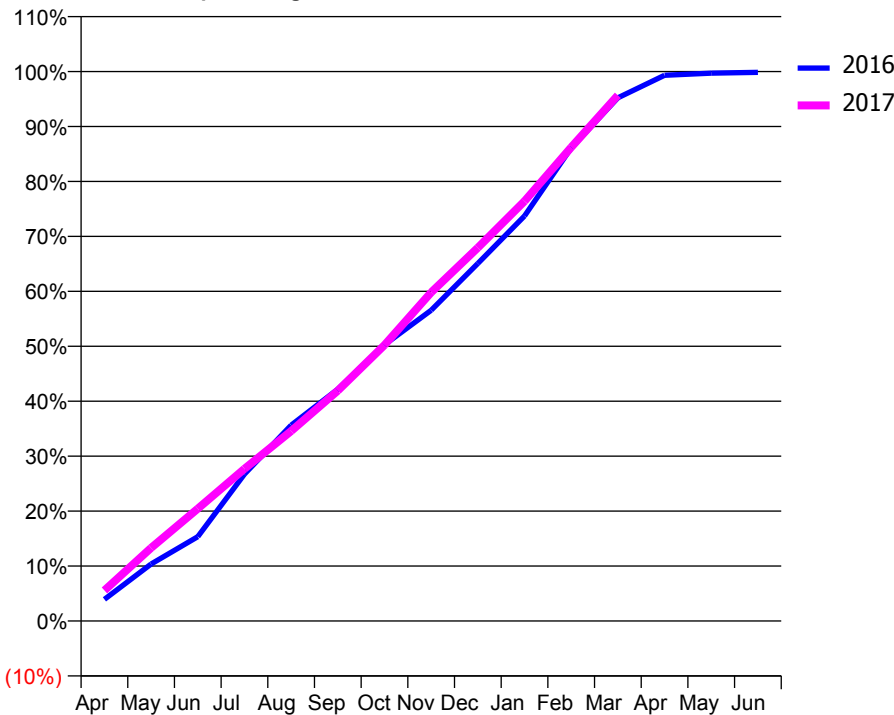
ACCESS*

Patients seen in 24 months	Total	Change since previous quarter
Quarter ending March 2016	1,009	
Quarter ending June 2016	1,031	↑
Quarter ending September 2016	1,026	→
Quarter ending December 2016	1,019	→
Quarter ending March 2017	999	↓
Variance since March 2016	(1.0%)	→



ACTIVITY

Cumulative percentage of contracted UDA delivered 2016 & 2017



Month	Adjusted Scheduled Activity (UDA)	
	2016	2017
April	108	152
May	283	363
June	418	557
July	728	755
August	971	942
September	1,149	1,142
October	1,370	1,368
November	1,540	1,629
December	1,773	1,850
January	2,008	2,081
February	2,345	2,348
March	2,593	2,606
April	2,705	
May	2,716	
June	2,720	

QUALITY

	Quantity	Base Number	Contract	LHB	Wales
% of FP17s for the same patient ID Re-attending within 3 months - Children	25	579	4.3%	9.8%	11.3%
% of FP17s for the same patient ID Re-attending within 3 months - Adults	116	837	13.9%	14.7%	16.7%
% of FP17s for the same patient ID Re-attending between 3 & 9 months - Children	319	579	55.1%	53.0%	58.0%
% of FP17s for the same patient ID Re-attending between 3 & 9 months - Adults	373	837	44.6%	50.1%	53.7%
% of FP17s for Band 1 Urgent Courses	134	1,355	9.9%	9.3%	9.0%
% of FP17s Relating to Free Repair or Replacements	0	1,355	0.0%	0.7%	0.7%
% of FP17s Relating to Continuations	5	1,355	0.4%	0.7%	0.9%
% of Patients satisfied with the dentistry they have received	3	3	N/A	95.2%	93.9%
% of Patients satisfied with the time they had to wait for an appointment	3	3	N/A	89.0%	88.4%

* This is based on patients treated on this contract for their most recent course of treatment. Figures in italics indicate the base number of FP17s or Patient Questionnaire responses are less than 100. N/A is shown where the base number of responses is less than 10 during the period. % is calculated as Quantity/Base number*100

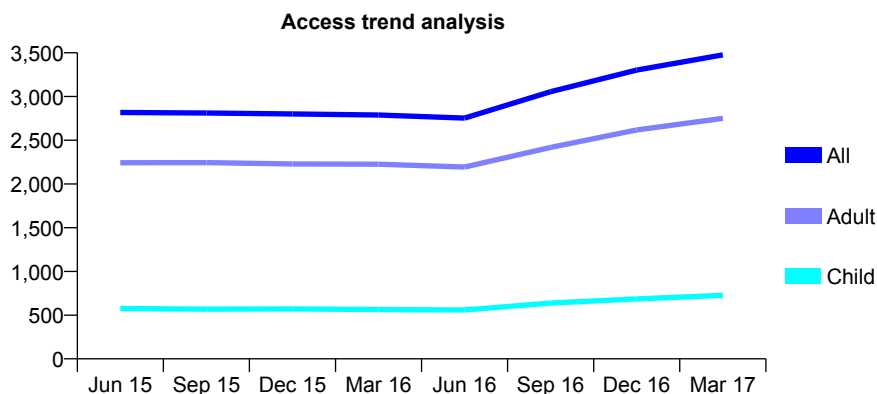
7A3 - Vital Signs At a Glance Contract Report for 810002/0001 - March 2017

Name or company name	MR DJ FLEMING
Contract type name	GDS Contract
Purpose of contract	General
Contract start date	01/04/2006
Contract end date	

16/17 Contracted general activity (UDA)	11,743
Carry forward general activity (UDA)	0
16/17 Contracted orthodontic activity (UOA)	0
Carry forward orthodontic activity (UOA)	0
Baseline contract value	£269,231.34

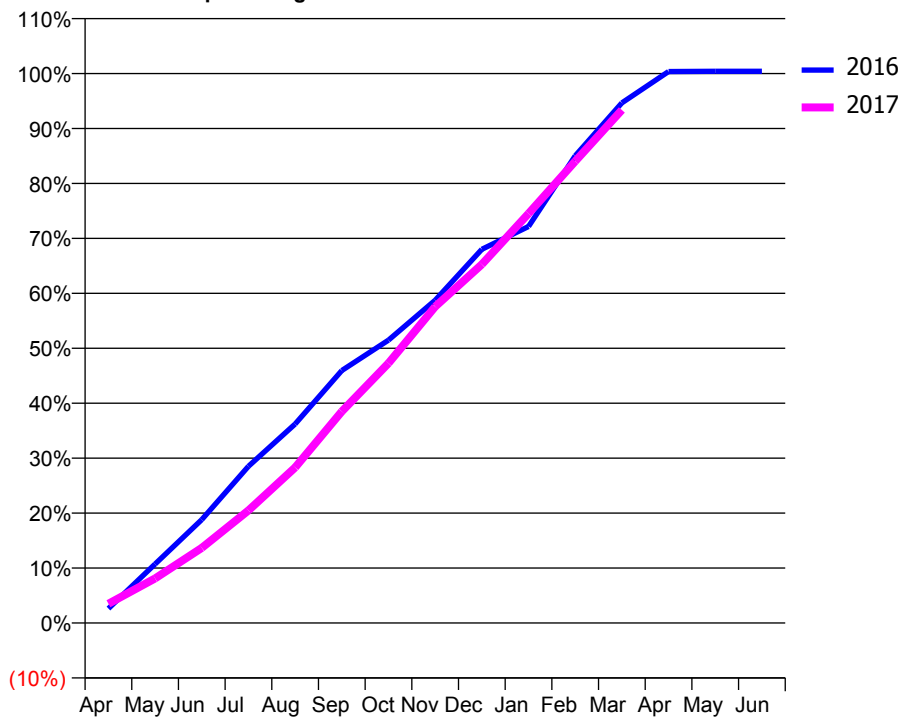
ACCESS*

Patients seen in 24 months	Total	Change since previous quarter
Quarter ending March 2016	2,789	
Quarter ending June 2016	2,753	↓
Quarter ending September 2016	3,056	↑
Quarter ending December 2016	3,303	↑
Quarter ending March 2017	3,477	↑
Variance since March 2016	24.7%	↑



ACTIVITY

Cumulative percentage of contracted UDA delivered 2016 & 2017



Month	Adjusted Scheduled Activity (UDA)	
	2016	2017
April	242	413
May	991	952
June	1,737	1,607
July	2,633	2,406
August	3,342	3,325
September	4,240	4,520
October	4,750	5,552
November	5,420	6,760
December	6,276	7,666
January	6,659	8,751
February	7,846	9,868
March	8,735	10,963
April	9,262	
May	9,266	
June	9,266	

QUALITY

	Quantity	Base Number	Contract	LHB	Wales
% of FP17s for the same patient ID Re-attending within 3 months - Children	70	1,072	6.5%	9.8%	11.3%
% of FP17s for the same patient ID Re-attending within 3 months - Adults	700	3,978	17.6%	14.7%	16.7%
% of FP17s for the same patient ID Re-attending between 3 & 9 months - Children	488	1,072	45.5%	53.0%	58.0%
% of FP17s for the same patient ID Re-attending between 3 & 9 months - Adults	1,528	3,978	38.4%	50.1%	53.7%
% of FP17s for Band 1 Urgent Courses	785	4,890	16.1%	9.3%	9.0%
% of FP17s Relating to Free Repair or Replacements	24	4,890	0.5%	0.7%	0.7%
% of FP17s Relating to Continuations	28	4,890	0.6%	0.7%	0.9%
% of Patients satisfied with the dentistry they have received	11	11	100.0%	95.2%	93.9%
% of Patients satisfied with the time they had to wait for an appointment	9	11	81.8%	89.0%	88.4%

* This is based on patients treated on this contract for their most recent course of treatment. Figures in italics indicate the base number of FP17s or Patient Questionnaire responses are less than 100. N/A is shown where the base number of responses is less than 10 during the period. % is calculated as Quantity/Base number*100

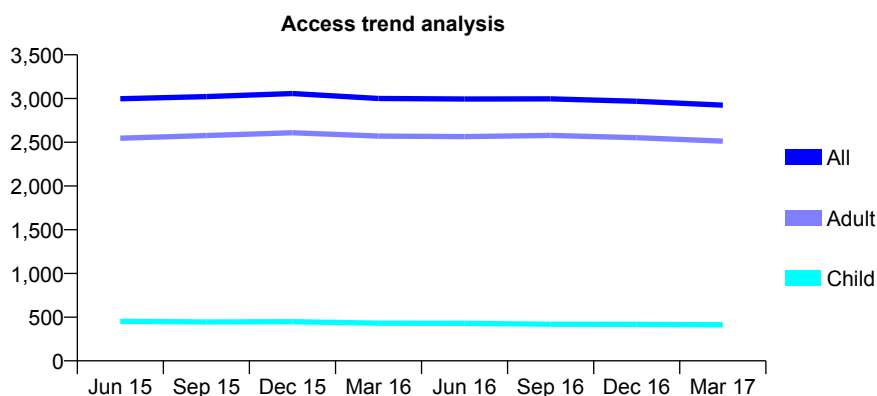
7A3 - Vital Signs At a Glance Contract Report for 810029/0001 - March 2017

Name or company name	MR MR HARRIS
Contract type name	GDS Contract
Purpose of contract	General
Contract start date	01/04/2006
Contract end date	

16/17 Contracted general activity (UDA)	7,470
Carry forward general activity (UDA)	0
16/17 Contracted orthodontic activity (UOA)	0
Carry forward orthodontic activity (UOA)	0
Baseline contract value	£166,357.25

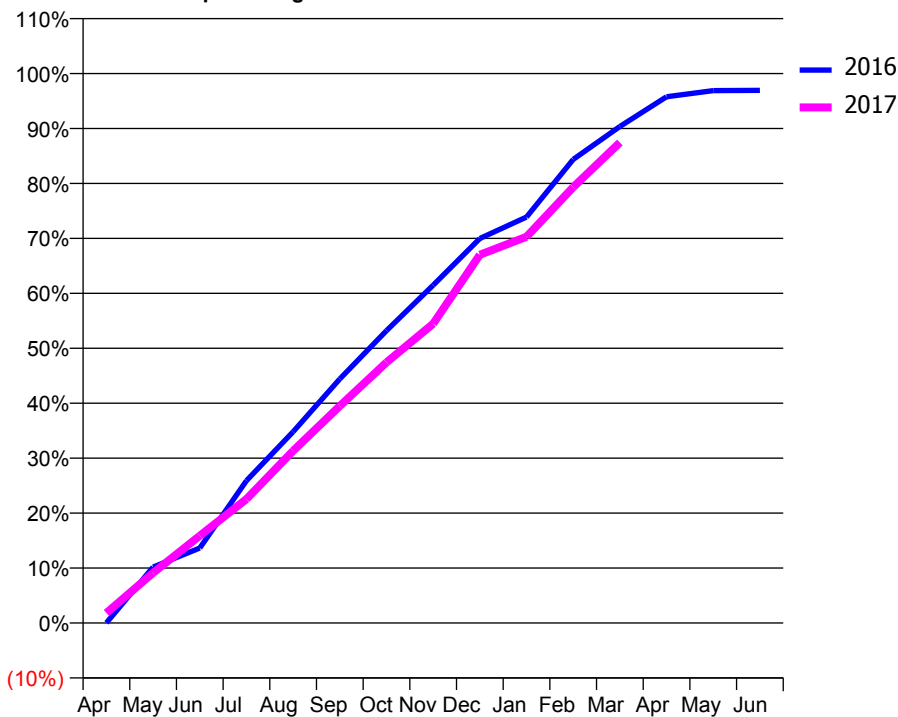
ACCESS*

Patients seen in 24 months	Total	Change since previous quarter
Quarter ending March 2016	3,001	
Quarter ending June 2016	2,994	→
Quarter ending September 2016	2,996	→
Quarter ending December 2016	2,969	→
Quarter ending March 2017	2,925	↓
Variance since March 2016	(2.5%)	↓



ACTIVITY

Cumulative percentage of contracted UDA delivered 2016 & 2017



Adjusted Scheduled Activity (UDA)

Month	2016	2017
April	3	136
May	761	682
June	1,019	1,186
July	1,935	1,685
August	2,600	2,342
September	3,319	2,950
October	3,975	3,544
November	4,593	4,069
December	5,227	5,006
January	5,519	5,251
February	6,302	5,924
March	6,749	6,533
April	7,154	
May	7,238	
June	7,240	

QUALITY

	Quantity	Base Number	Contract	LHB	Wales
% of FP17s for the same patient ID Re-attending within 3 months - Children	12	499	2.4%	9.8%	11.3%
% of FP17s for the same patient ID Re-attending within 3 months - Adults	277	3,285	8.4%	14.7%	16.7%
% of FP17s for the same patient ID Re-attending between 3 & 9 months - Children	215	499	43.1%	53.0%	58.0%
% of FP17s for the same patient ID Re-attending between 3 & 9 months - Adults	1,806	3,285	55.0%	50.1%	53.7%
% of FP17s for Band 1 Urgent Courses	125	3,464	3.6%	9.3%	9.0%
% of FP17s Relating to Free Repair or Replacements	17	3,464	0.5%	0.7%	0.7%
% of FP17s Relating to Continuations	26	3,464	0.8%	0.7%	0.9%
% of Patients satisfied with the dentistry they have received	19	20	95.0%	95.2%	93.9%
% of Patients satisfied with the time they had to wait for an appointment	19	20	95.0%	89.0%	88.4%

* This is based on patients treated on this contract for their most recent course of treatment. Figures in italics indicate the base number of FP17s or Patient Questionnaire responses are less than 100. N/A is shown where the base number of responses is less than 10 during the period. % is calculated as Quantity/Base number*100

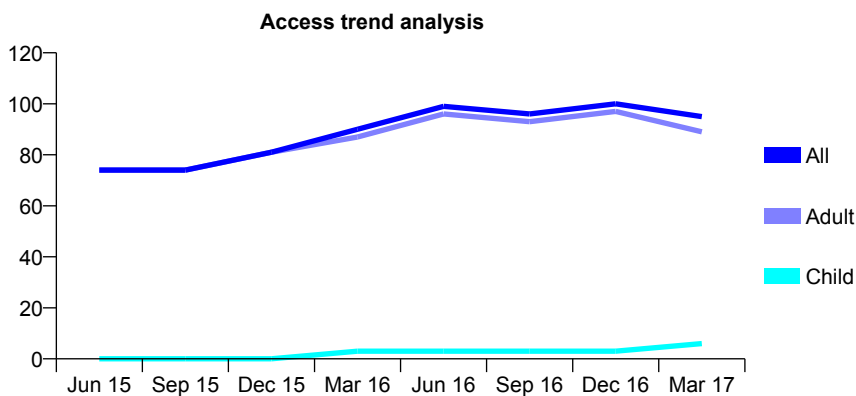
7A3 - Vital Signs At a Glance Contract Report for 810029/0002 - March 2017

Name or company name	MR MR HARRIS
Contract type name	GDS Contract
Purpose of contract	General
Contract start date	01/04/2009
Contract end date	

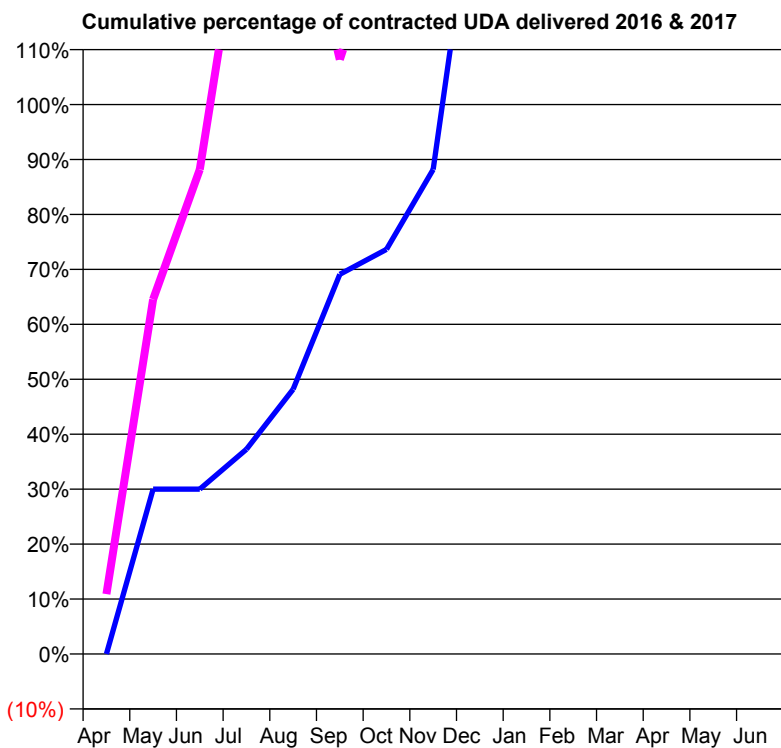
16/17 Contracted general activity (UDA)	110
Carry forward general activity (UDA)	0
16/17 Contracted orthodontic activity (UOA)	0
Carry forward orthodontic activity (UOA)	0
Baseline contract value	£5,513.55

ACCESS*

Patients seen in 24 months	Total	Change since previous quarter
Quarter ending March 2016	90	
Quarter ending June 2016	99	↑
Quarter ending September 2016	96	↓
Quarter ending December 2016	100	↑
Quarter ending March 2017	95	↓
Variance since March 2016	5.6%	↑



ACTIVITY



Month	Adjusted Scheduled Activity (UDA)	
	2016	2017
April	0	12
May	33	71
June	33	97
July	41	155
August	53	159
September	76	119
October	81	147
November	97	189
December	162	233
January	192	250
February	207	251
March	226	277
April	296	
May	269	
June	269	

QUALITY

	Quantity	Base Number	Contract	LHB	Wales
% of FP17s for the same patient ID Re-attending within 3 months - Children	0	5	0.0%	9.8%	11.3%
% of FP17s for the same patient ID Re-attending within 3 months - Adults	0	60	0.0%	14.7%	16.7%
% of FP17s for the same patient ID Re-attending between 3 & 9 months - Children	0	5	0.0%	53.0%	58.0%
% of FP17s for the same patient ID Re-attending between 3 & 9 months - Adults	5	60	8.3%	50.1%	53.7%
% of FP17s for Band 1 Urgent Courses	1	57	1.8%	9.3%	9.0%
% of FP17s Relating to Free Repair or Replacements	0	57	0.0%	0.7%	0.7%
% of FP17s Relating to Continuations	0	57	0.0%	0.7%	0.9%
% of Patients satisfied with the dentistry they have received	1	1	N/A	95.2%	93.9%
% of Patients satisfied with the time they had to wait for an appointment	1	1	N/A	89.0%	88.4%

* This is based on patients treated on this contract for their most recent course of treatment. Figures in italics indicate the base number of FP17s or Patient Questionnaire responses are less than 100. N/A is shown where the base number of responses is less than 10 during the period. % is calculated as Quantity/Base number*100

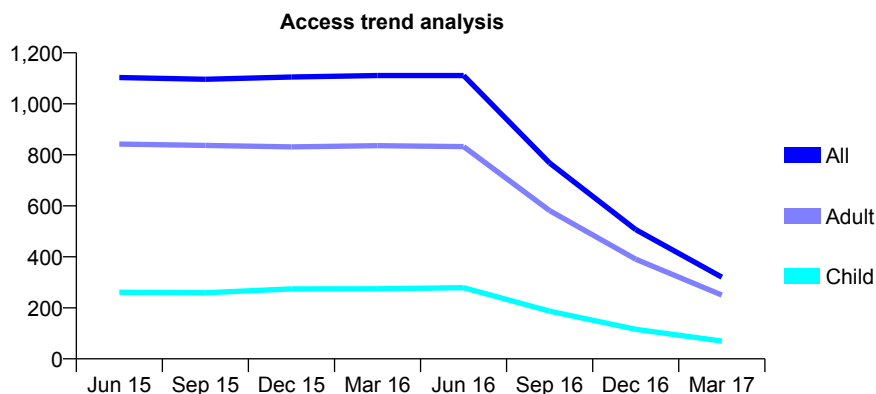
7A3 - Vital Signs At a Glance Contract Report for 811823/0001 - March 2017

Name or company name	MRS SJ RESTEGHINI
Contract type name	GDS Contract
Purpose of contract	General
Contract start date	01/04/2006
Contract end date	30/06/2016

16/17 Contracted general activity (UDA)	838
Carry forward general activity (UDA)	0
16/17 Contracted orthodontic activity (UOA)	0
Carry forward orthodontic activity (UOA)	0
Baseline contract value	£19,260.44

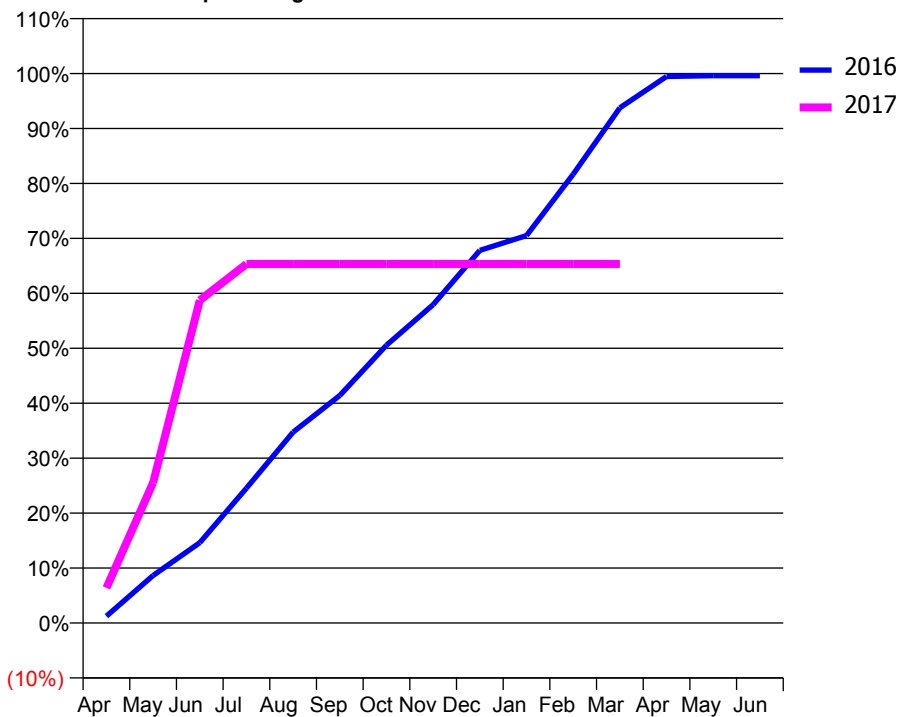
ACCESS*

Patients seen in 24 months	Total	Change since previous quarter
Quarter ending March 2016	1,111	
Quarter ending June 2016	1,111	→
Quarter ending September 2016	768	↓
Quarter ending December 2016	507	↓
Quarter ending March 2017	320	↓
Variance since March 2016	(71.2%)	↓



ACTIVITY

Cumulative percentage of contracted UDA delivered 2016 & 2017



Adjusted Scheduled Activity (UDA)

Month	2016	2017
April	42	54
May	290	214
June	491	492
July	823	548
August	1,165	548
September	1,388	548
October	1,695	548
November	1,943	548
December	2,274	548
January	2,364	548
February	2,738	548
March	3,143	548
April	3,335	
May	3,340	
June	3,340	

QUALITY

	Quantity	Base Number	Contract	LHB	Wales
% of FP17s for the same patient ID Re-attending within 3 months - Children	3	89	3.4%	9.8%	11.3%
% of FP17s for the same patient ID Re-attending within 3 months - Adults	53	300	17.7%	14.7%	16.7%
% of FP17s for the same patient ID Re-attending between 3 & 9 months - Children	51	89	57.3%	53.0%	58.0%
% of FP17s for the same patient ID Re-attending between 3 & 9 months - Adults	140	300	46.7%	50.1%	53.7%
% of FP17s for Band 1 Urgent Courses	48	317	15.1%	9.3%	9.0%
% of FP17s Relating to Free Repair or Replacements	1	317	0.3%	0.7%	0.7%
% of FP17s Relating to Continuations	1	317	0.3%	0.7%	0.9%
% of Patients satisfied with the dentistry they have received	0	1	N/A	95.2%	93.9%
% of Patients satisfied with the time they had to wait for an appointment	1	1	N/A	89.0%	88.4%

* This is based on patients treated on this contract for their most recent course of treatment. Figures in italics indicate the base number of FP17s or Patient Questionnaire responses are less than 100. N/A is shown where the base number of responses is less than 10 during the period. % is calculated as Quantity/Base number*100

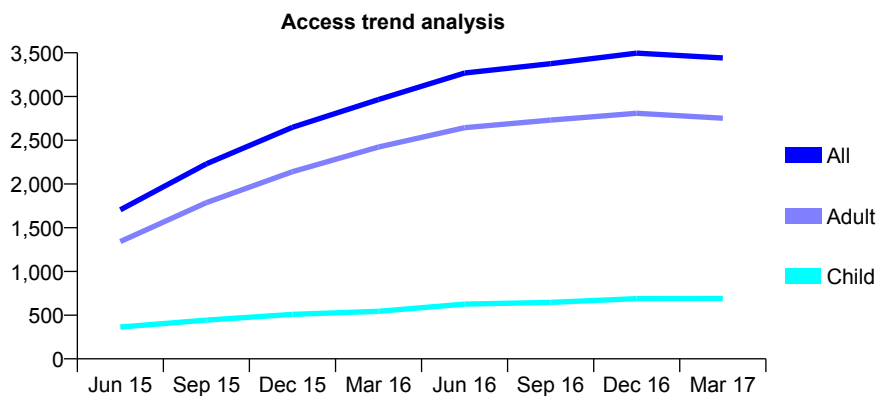
7A3 - Vital Signs At a Glance Contract Report for 812129/0001 - March 2017

Name or company name	MR SD JENKINS
Contract type name	GDS Contract
Purpose of contract	General
Contract start date	01/04/2006
Contract end date	

16/17 Contracted general activity (UDA)	14,511
Carry forward general activity (UDA)	115
16/17 Contracted orthodontic activity (UOA)	0
Carry forward orthodontic activity (UOA)	0
Baseline contract value	£339,539.46

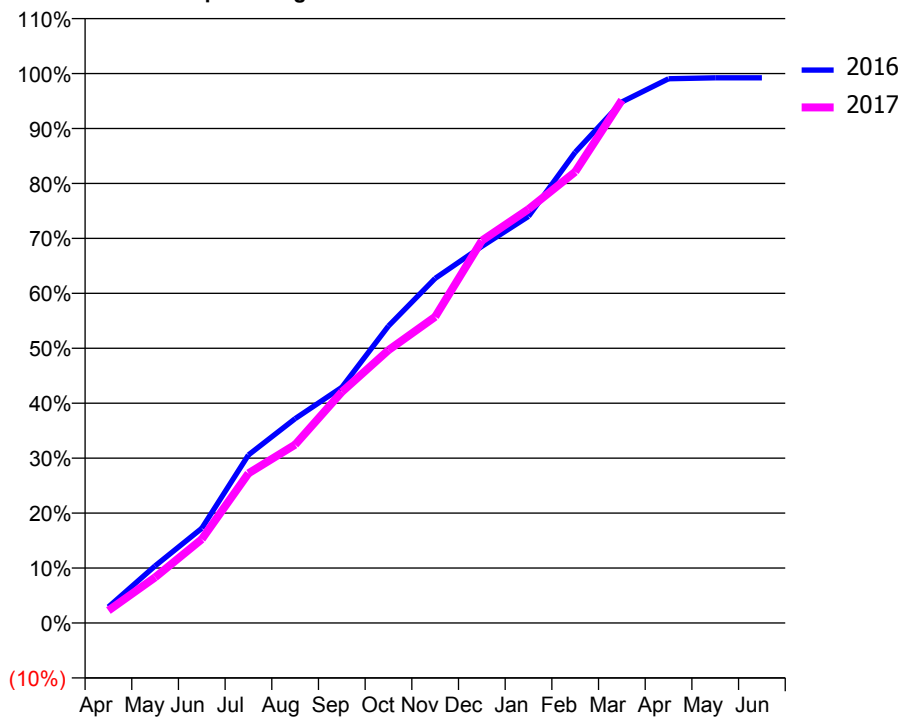
ACCESS*

Patients seen in 24 months	Total	Change since previous quarter
Quarter ending March 2016	2,966	
Quarter ending June 2016	3,269	↑
Quarter ending September 2016	3,376	↑
Quarter ending December 2016	3,496	↑
Quarter ending March 2017	3,442	↓
Variance since March 2016	16.0%	↑



ACTIVITY

Cumulative percentage of contracted UDA delivered 2016 & 2017



Month	Adjusted Scheduled Activity (UDA)	
	2016	2017
April	423	329
May	1,510	1,206
June	2,501	2,213
July	4,440	3,953
August	5,395	4,710
September	6,224	6,100
October	7,843	7,205
November	9,102	8,086
December	9,946	10,096
January	10,738	10,929
February	12,434	11,913
March	13,759	13,810
April	14,372	
May	14,397	
June	14,396	

QUALITY

	Quantity	Base Number	Contract	LHB	Wales
% of FP17s for the same patient ID Re-attending within 3 months - Children	89	1,056	8.4%	9.8%	11.3%
% of FP17s for the same patient ID Re-attending within 3 months - Adults	618	3,928	15.7%	14.7%	16.7%
% of FP17s for the same patient ID Re-attending between 3 & 9 months - Children	519	1,056	49.1%	53.0%	58.0%
% of FP17s for the same patient ID Re-attending between 3 & 9 months - Adults	1,926	3,928	49.0%	50.1%	53.7%
% of FP17s for Band 1 Urgent Courses	268	4,734	5.7%	9.3%	9.0%
% of FP17s Relating to Free Repair or Replacements	79	4,734	1.7%	0.7%	0.7%
% of FP17s Relating to Continuations	50	4,734	1.1%	0.7%	0.9%
% of Patients satisfied with the dentistry they have received	15	17	88.2%	95.2%	93.9%
% of Patients satisfied with the time they had to wait for an appointment	16	17	94.1%	89.0%	88.4%

* This is based on patients treated on this contract for their most recent course of treatment. Figures in italics indicate the base number of FP17s or Patient Questionnaire responses are less than 100. N/A is shown where the base number of responses is less than 10 during the period. % is calculated as Quantity/Base number*100

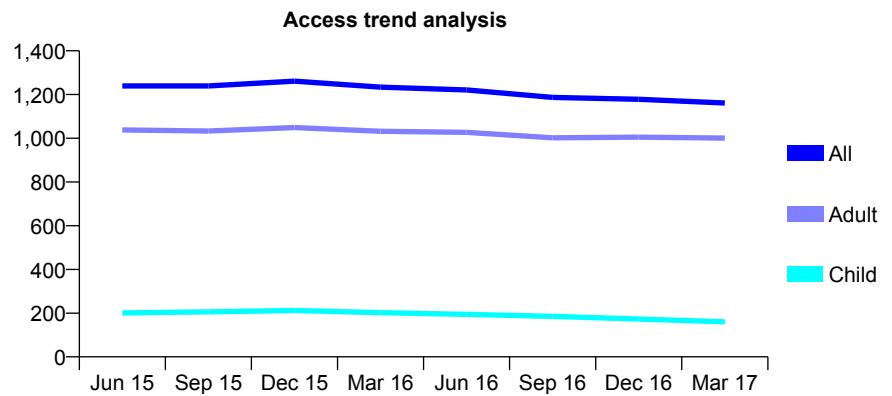
7A3 - Vital Signs At a Glance Contract Report for 910732/0001 - March 2017

Name or company name	MRS SP HARRIS
Contract type name	GDS Contract
Purpose of contract	General
Contract start date	01/04/2006
Contract end date	

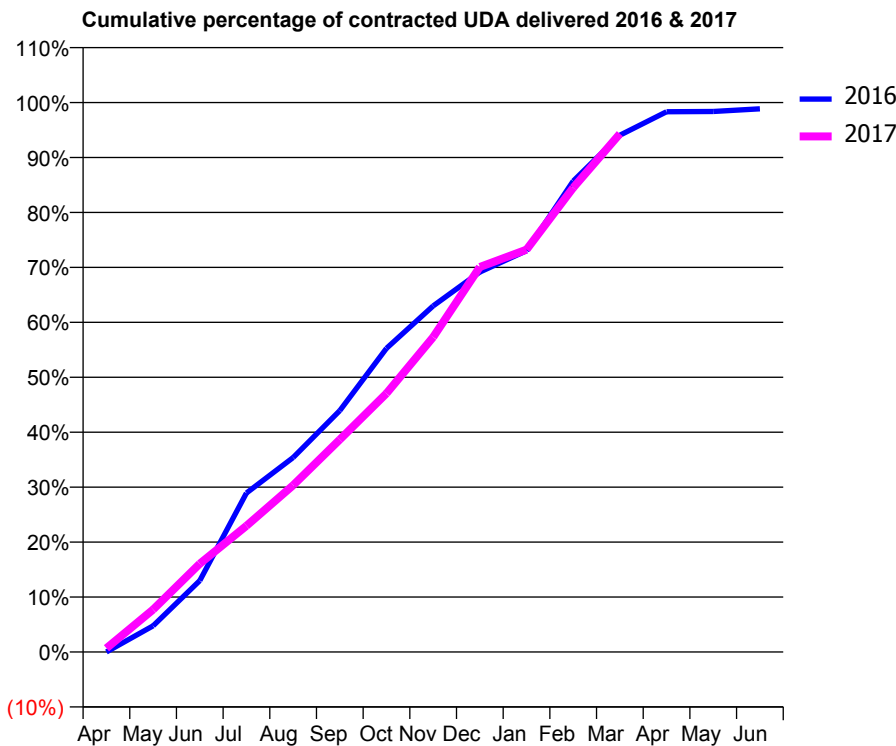
16/17 Contracted general activity (UDA)	2,912
Carry forward general activity (UDA)	0
16/17 Contracted orthodontic activity (UOA)	0
Carry forward orthodontic activity (UOA)	0
Baseline contract value	£64,850.37

ACCESS*

Patients seen in 24 months	Total	Change since previous quarter
Quarter ending March 2016	1,234	
Quarter ending June 2016	1,221	↓
Quarter ending September 2016	1,187	↓
Quarter ending December 2016	1,178	→
Quarter ending March 2017	1,161	↓
Variance since March 2016	(5.9%)	↓



ACTIVITY



Month	Adjusted Scheduled Activity (UDA)	
	2016	2017
April	0	20
May	139	225
June	378	468
July	843	669
August	1,031	884
September	1,279	1,126
October	1,610	1,370
November	1,834	1,669
December	2,013	2,041
January	2,127	2,132
February	2,496	2,460
March	2,739	2,746
April	2,863	
May	2,864	
June	2,878	

QUALITY

	Quantity	Base Number	Contract	LHB	Wales
% of FP17s for the same patient ID Re-attending within 3 months - Children	4	208	1.9%	9.8%	11.3%
% of FP17s for the same patient ID Re-attending within 3 months - Adults	112	1,240	9.0%	14.7%	16.7%
% of FP17s for the same patient ID Re-attending between 3 & 9 months - Children	78	208	37.5%	53.0%	58.0%
% of FP17s for the same patient ID Re-attending between 3 & 9 months - Adults	529	1,240	42.7%	50.1%	53.7%
% of FP17s for Band 1 Urgent Courses	64	1,347	4.8%	9.3%	9.0%
% of FP17s Relating to Free Repair or Replacements	8	1,347	0.6%	0.7%	0.7%
% of FP17s Relating to Continuations	15	1,347	1.1%	0.7%	0.9%
% of Patients satisfied with the dentistry they have received	6	6	N/A	95.2%	93.9%
% of Patients satisfied with the time they had to wait for an appointment	6	6	N/A	89.0%	88.4%

* This is based on patients treated on this contract for their most recent course of treatment. Figures in italics indicate the base number of FP17s or Patient Questionnaire responses are less than 100. N/A is shown where the base number of responses is less than 10 during the period. % is calculated as Quantity/Base number*100

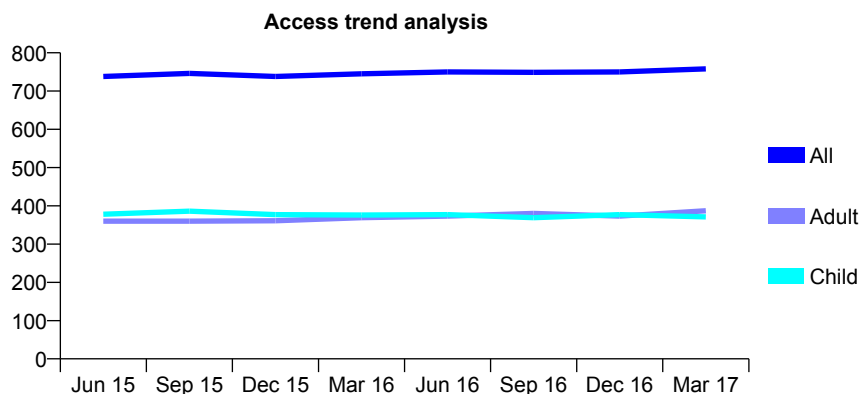
7A3 - Vital Signs At a Glance Contract Report for 913642/0001 - March 2017

Name or company name	MR DB RODERICK
Contract type name	GDS Contract
Purpose of contract	General
Contract start date	01/04/2006
Contract end date	

16/17 Contracted general activity (UDA)	2,204
Carry forward general activity (UDA)	0
16/17 Contracted orthodontic activity (UOA)	0
Carry forward orthodontic activity (UOA)	0
Baseline contract value	£68,661.62

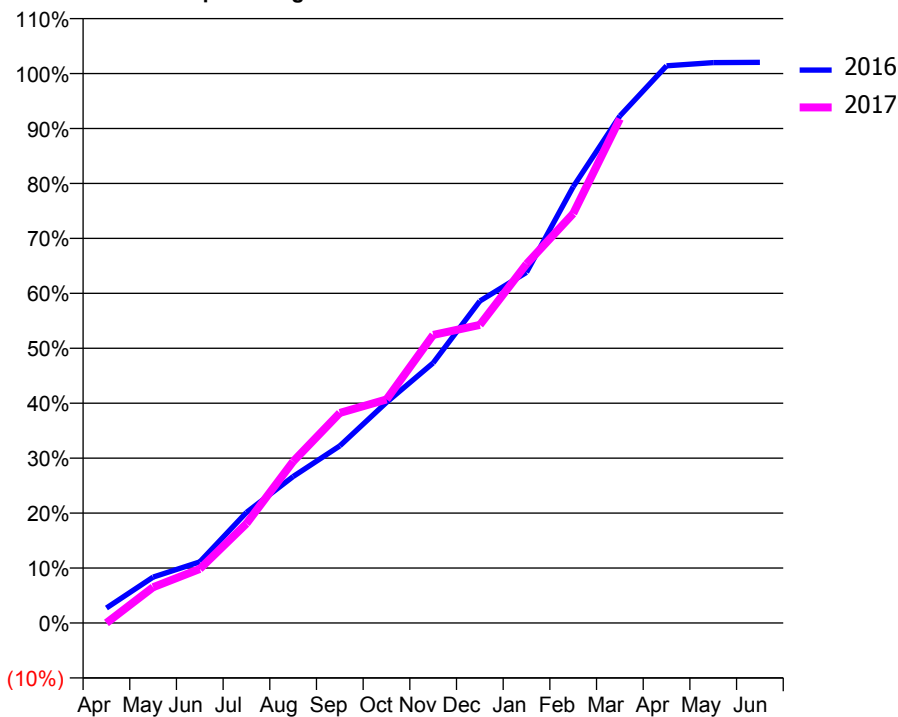
ACCESS*

Patients seen in 24 months	Total	Change since previous quarter
Quarter ending March 2016	745	
Quarter ending June 2016	750	→
Quarter ending September 2016	749	→
Quarter ending December 2016	750	→
Quarter ending March 2017	758	→
Variance since March 2016	1.7%	→



ACTIVITY

Cumulative percentage of contracted UDA delivered 2016 & 2017



Month	Adjusted Scheduled Activity (UDA)	
	2016	2017
April	60	0
May	184	144
June	245	217
July	444	399
August	588	648
September	711	842
October	885	897
November	1,043	1,155
December	1,291	1,196
January	1,406	1,440
February	1,750	1,642
March	2,034	2,022
April	2,235	
May	2,248	
June	2,249	

QUALITY

	Quantity	Base Number	Contract	LHB	Wales
% of FP17s for the same patient ID Re-attending within 3 months - Children	60	586	10.2%	9.8%	11.3%
% of FP17s for the same patient ID Re-attending within 3 months - Adults	32	415	7.7%	14.7%	16.7%
% of FP17s for the same patient ID Re-attending between 3 & 9 months - Children	320	586	54.6%	53.0%	58.0%
% of FP17s for the same patient ID Re-attending between 3 & 9 months - Adults	191	415	46.0%	50.1%	53.7%
% of FP17s for Band 1 Urgent Courses	15	921	1.6%	9.3%	9.0%
% of FP17s Relating to Free Repair or Replacements	0	921	0.0%	0.7%	0.7%
% of FP17s Relating to Continuations	0	921	0.0%	0.7%	0.9%
% of Patients satisfied with the dentistry they have received	3	3	N/A	95.2%	93.9%
% of Patients satisfied with the time they had to wait for an appointment	3	3	N/A	89.0%	88.4%

* This is based on patients treated on this contract for their most recent course of treatment. Figures in italics indicate the base number of FP17s or Patient Questionnaire responses are less than 100. N/A is shown where the base number of responses is less than 10 during the period. % is calculated as Quantity/Base number*100

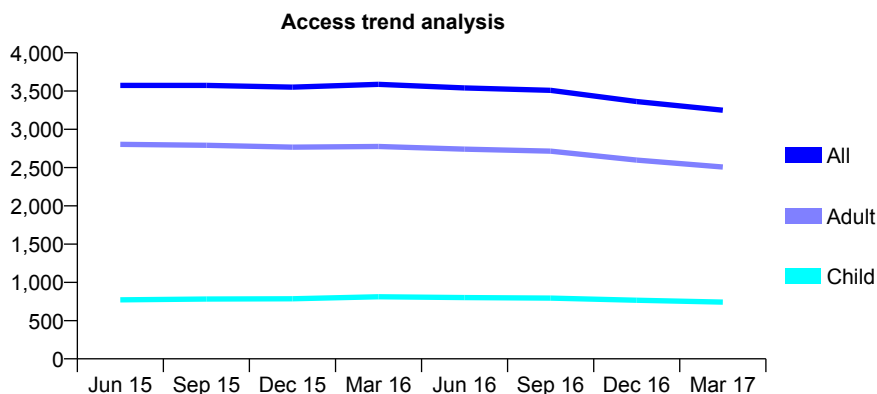
7A3 - Vital Signs At a Glance Contract Report for 949825/0001 - March 2017

Name or company name	MR DJ WILLIAMS
Contract type name	GDS Contract
Purpose of contract	General
Contract start date	01/09/2008
Contract end date	

16/17 Contracted general activity (UDA)	11,940
Carry forward general activity (UDA)	559
16/17 Contracted orthodontic activity (UOA)	0
Carry forward orthodontic activity (UOA)	0
Baseline contract value	£274,346.96

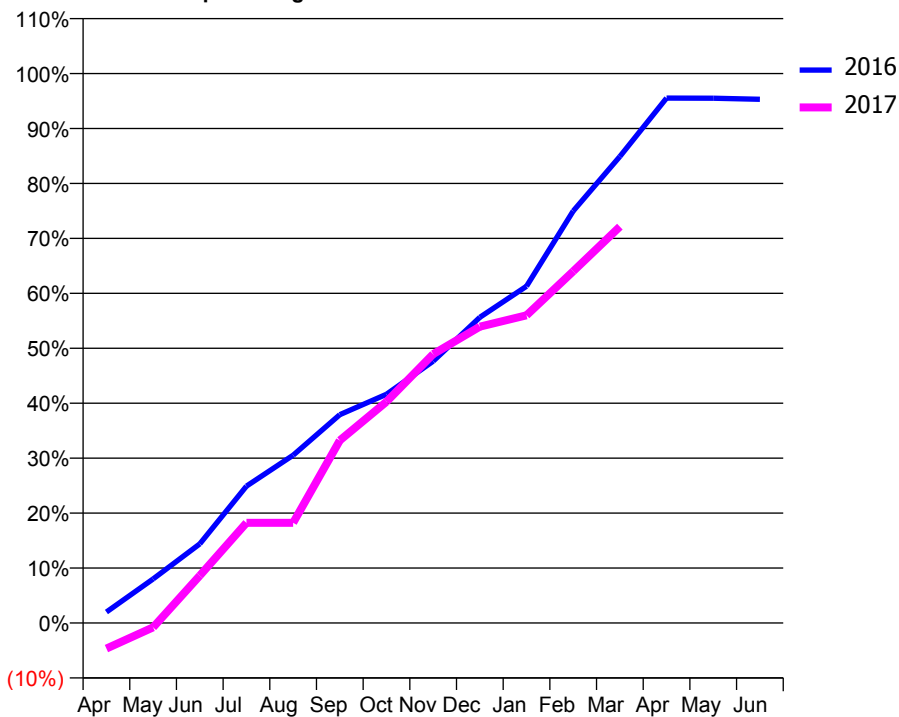
ACCESS*

Patients seen in 24 months	Total	Change since previous quarter
Quarter ending March 2016	3,587	
Quarter ending June 2016	3,540	↓
Quarter ending September 2016	3,509	→
Quarter ending December 2016	3,363	↓
Quarter ending March 2017	3,249	↓
Variance since March 2016	(9.4%)	↓



ACTIVITY

Cumulative percentage of contracted UDA delivered 2016 & 2017



Month	Adjusted Scheduled Activity (UDA)	
	2016	2017
April	240	-559
May	959	-97
June	1,720	1,030
July	2,975	2,178
August	3,645	2,178
September	4,526	3,969
October	4,970	4,810
November	5,690	5,844
December	6,642	6,441
January	7,317	6,686
February	8,953	7,642
March	10,137	8,612
April	11,405	
May	11,404	
June	11,381	

QUALITY

	Quantity	Base Number	Contract	LHB	Wales
% of FP17s for the same patient ID Re-attending within 3 months - Children	70	1,162	6.0%	9.8%	11.3%
% of FP17s for the same patient ID Re-attending within 3 months - Adults	601	3,893	15.4%	14.7%	16.7%
% of FP17s for the same patient ID Re-attending between 3 & 9 months - Children	657	1,162	56.5%	53.0%	58.0%
% of FP17s for the same patient ID Re-attending between 3 & 9 months - Adults	2,296	3,893	59.0%	50.1%	53.7%
% of FP17s for Band 1 Urgent Courses	348	4,667	7.5%	9.3%	9.0%
% of FP17s Relating to Free Repair or Replacements	69	4,667	1.5%	0.7%	0.7%
% of FP17s Relating to Continuations	41	4,667	0.9%	0.7%	0.9%
% of Patients satisfied with the dentistry they have received	13	14	92.9%	95.2%	93.9%
% of Patients satisfied with the time they had to wait for an appointment	12	14	85.7%	89.0%	88.4%

* This is based on patients treated on this contract for their most recent course of treatment. Figures in italics indicate the base number of FP17s or Patient Questionnaire responses are less than 100. N/A is shown where the base number of responses is less than 10 during the period. % is calculated as Quantity/Base number*100

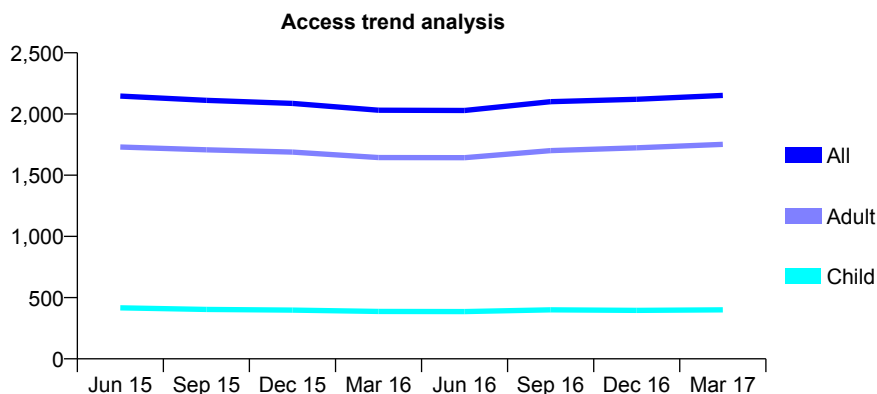
7A3 - Vital Signs At a Glance Contract Report for 999172/0001 - March 2017

Name or company name	MR B AARON
Contract type name	GDS Contract
Purpose of contract	General
Contract start date	01/04/2006
Contract end date	

16/17 Contracted general activity (UDA)	5,750
Carry forward general activity (UDA)	0
16/17 Contracted orthodontic activity (UOA)	0
Carry forward orthodontic activity (UOA)	0
Baseline contract value	£139,437.50

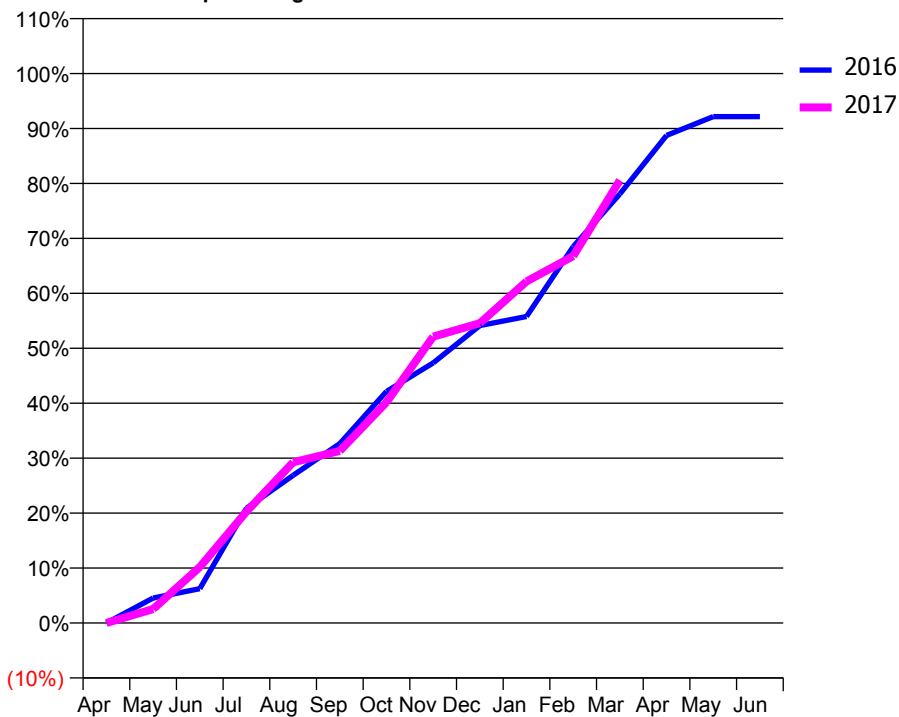
ACCESS*

Patients seen in 24 months	Total	Change since previous quarter
Quarter ending March 2016	2,031	
Quarter ending June 2016	2,029	→
Quarter ending September 2016	2,101	↑
Quarter ending December 2016	2,120	→
Quarter ending March 2017	2,152	→
Variance since March 2016	6.0%	↑



ACTIVITY

Cumulative percentage of contracted UDA delivered 2016 & 2017



Month	Adjusted Scheduled Activity (UDA)	
	2016	2017
April	1	0
May	273	146
June	375	585
July	1,253	1,166
August	1,613	1,682
September	1,959	1,800
October	2,528	2,310
November	2,839	2,996
December	3,247	3,137
January	3,347	3,574
February	4,110	3,839
March	4,685	4,633
April	5,324	
May	5,529	
June	5,529	

QUALITY

	Quantity	Base Number	Contract	LHB	Wales
% of FP17s for the same patient ID Re-attending within 3 months - Children	13	552	2.4%	9.8%	11.3%
% of FP17s for the same patient ID Re-attending within 3 months - Adults	57	2,199	2.6%	14.7%	16.7%
% of FP17s for the same patient ID Re-attending between 3 & 9 months - Children	308	552	55.8%	53.0%	58.0%
% of FP17s for the same patient ID Re-attending between 3 & 9 months - Adults	1,212	2,199	55.1%	50.1%	53.7%
% of FP17s for Band 1 Urgent Courses	43	2,397	1.8%	9.3%	9.0%
% of FP17s Relating to Free Repair or Replacements	7	2,397	0.3%	0.7%	0.7%
% of FP17s Relating to Continuations	0	2,397	0.0%	0.7%	0.9%
% of Patients satisfied with the dentistry they have received	17	17	100.0%	95.2%	93.9%
% of Patients satisfied with the time they had to wait for an appointment	16	17	94.1%	89.0%	88.4%

* This is based on patients treated on this contract for their most recent course of treatment. Figures in italics indicate the base number of FP17s or Patient Questionnaire responses are less than 100. N/A is shown where the base number of responses is less than 10 during the period. % is calculated as Quantity/Base number*100

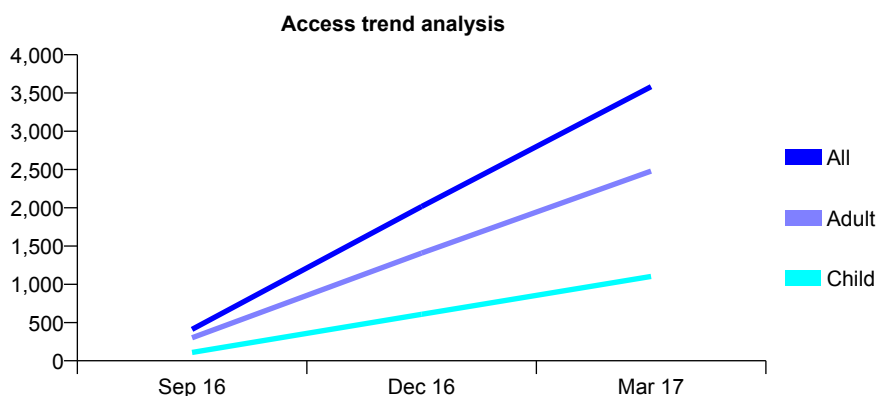
7A4 - Vital Signs At a Glance Contract Report for 100209/0000 - March 2017

Name or company name	E M Roberts & K E Palmer
Contract type name	GDS Contract
Purpose of contract	General
Contract start date	01/09/2016
Contract end date	

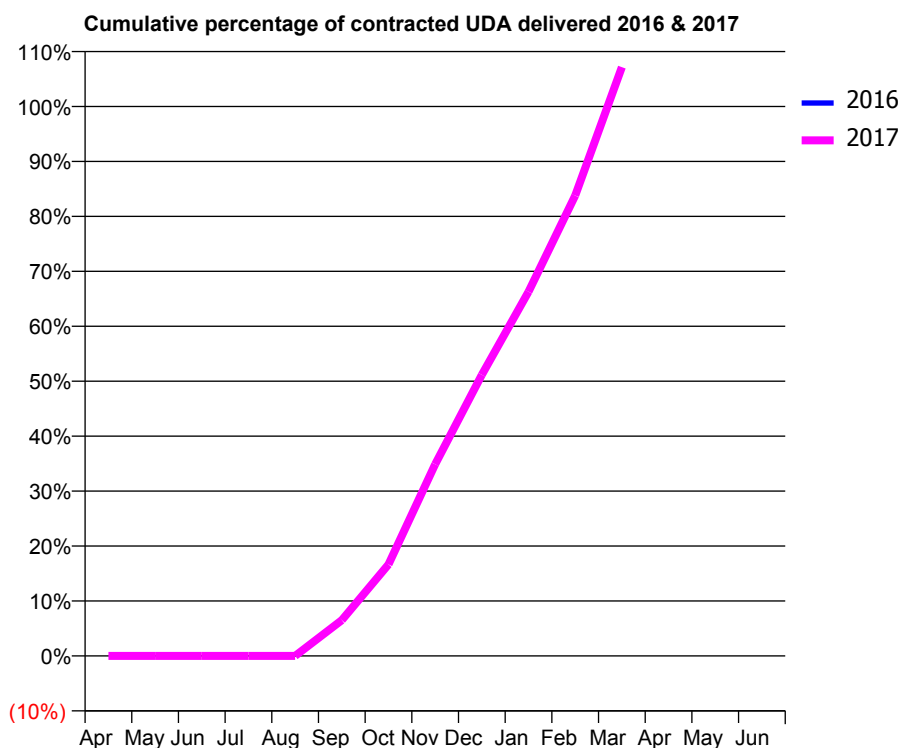
16/17 Contracted general activity (UDA)	7,608
Carry forward general activity (UDA)	0
16/17 Contracted orthodontic activity (UOA)	0
Carry forward orthodontic activity (UOA)	0
Baseline contract value	£194,134.70

ACCESS*

Patients seen in 24 months	Total	Change since previous quarter
Quarter ending March 2016	0	
Quarter ending June 2016	0	
Quarter ending September 2016	410	↑
Quarter ending December 2016	2,015	↑
Quarter ending March 2017	3,583	↑
Variance since March 2016	N/A	



ACTIVITY



Month	Adjusted Scheduled Activity (UDA)	
	2016	2017
April	0	0
May	0	0
June	0	0
July	0	0
August	0	0
September	0	495
October	0	1,268
November	0	2,654
December	0	3,892
January	0	5,043
February	0	6,375
March	0	8,153
April	0	
May	0	
June	0	

QUALITY

	Quantity	Base Number	Contract	LHB	Wales
% of FP17s for the same patient ID Re-attending within 3 months - Children	33	1,184	2.8%	9.1%	11.3%
% of FP17s for the same patient ID Re-attending within 3 months - Adults	237	2,830	8.4%	16.4%	16.7%
% of FP17s for the same patient ID Re-attending between 3 & 9 months - Children	52	1,184	4.4%	55.3%	58.0%
% of FP17s for the same patient ID Re-attending between 3 & 9 months - Adults	146	2,830	5.2%	52.4%	53.7%
% of FP17s for Band 1 Urgent Courses	169	4,014	4.2%	9.2%	9.0%
% of FP17s Relating to Free Repair or Replacements	42	4,014	1.0%	0.7%	0.7%
% of FP17s Relating to Continuations	14	4,014	0.3%	1.1%	0.9%
% of Patients satisfied with the dentistry they have received	14	15	93.3%	94.3%	93.9%
% of Patients satisfied with the time they had to wait for an appointment	14	15	93.3%	89.5%	88.4%

* This is based on patients treated on this contract for their most recent course of treatment. Figures in italics indicate the base number of FP17s or Patient Questionnaire responses are less than 100. N/A is shown where the base number of responses is less than 10 during the period. % is calculated as Quantity/Base number*100

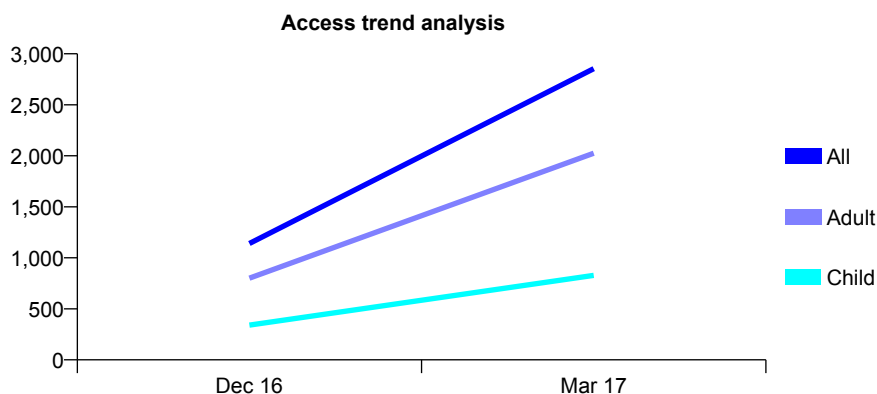
7A4 - Vital Signs At a Glance Contract Report for 100224/0000 - March 2017

Name or company name	Gwena Ltd
Contract type name	PDS Contract
Purpose of contract	General
Contract start date	01/11/2016
Contract end date	13/10/2026

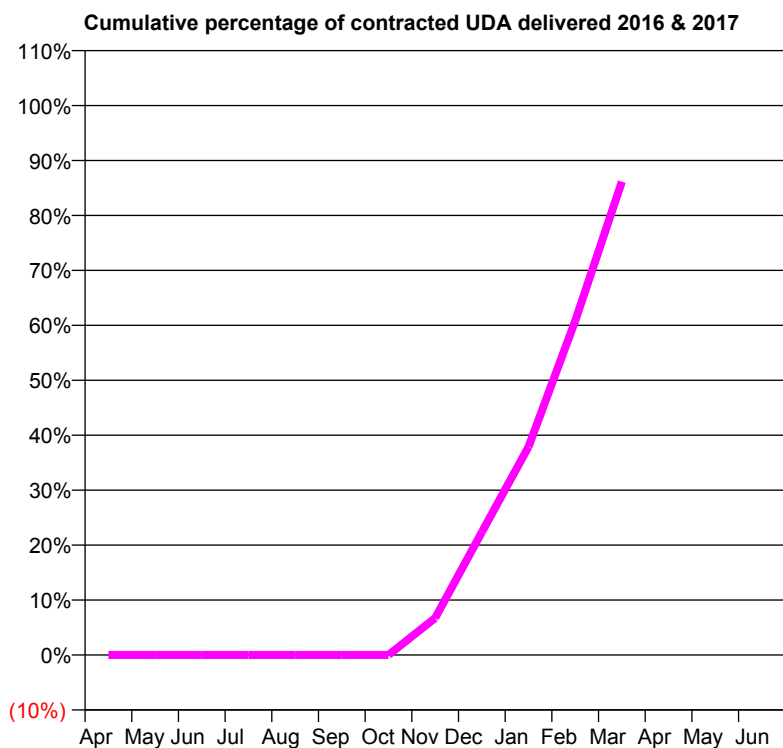
16/17 Contracted general activity (UDA)	7,068
Carry forward general activity (UDA)	0
16/17 Contracted orthodontic activity (UOA)	0
Carry forward orthodontic activity (UOA)	0
Baseline contract value	£174,704.97

ACCESS*

Patients seen in 24 months	Total	Change since previous quarter
Quarter ending March 2016	0	
Quarter ending June 2016	0	
Quarter ending September 2016	0	
Quarter ending December 2016	1,141	↑
Quarter ending March 2017	2,854	↑
Variance since March 2016	N/A	



ACTIVITY



Month	Adjusted Scheduled Activity (UDA)	
	2016	2017
April	0	0
May	0	0
June	0	0
July	0	0
August	0	0
September	0	0
October	0	0
November	0	476
December	0	1,580
January	0	2,679
February	0	4,298
March	0	6,088
April	0	
May	0	
June	0	

QUALITY

	Quantity	Base Number	Contract	LHB	Wales
% of FP17s for the same patient ID Re-attending within 3 months - Children	34	844	4.0%	9.1%	11.3%
% of FP17s for the same patient ID Re-attending within 3 months - Adults	116	2,070	5.6%	16.4%	16.7%
% of FP17s for the same patient ID Re-attending between 3 & 9 months - Children	13	844	1.5%	55.3%	58.0%
% of FP17s for the same patient ID Re-attending between 3 & 9 months - Adults	29	2,070	1.4%	52.4%	53.7%
% of FP17s for Band 1 Urgent Courses	57	2,914	2.0%	9.2%	9.0%
% of FP17s Relating to Free Repair or Replacements	4	2,914	0.1%	0.7%	0.7%
% of FP17s Relating to Continuations	10	2,914	0.3%	1.1%	0.9%
% of Patients satisfied with the dentistry they have received	7	7	N/A	94.3%	93.9%
% of Patients satisfied with the time they had to wait for an appointment	7	7	N/A	89.5%	88.4%

* This is based on patients treated on this contract for their most recent course of treatment. Figures in italics indicate the base number of FP17s or Patient Questionnaire responses are less than 100. N/A is shown where the base number of responses is less than 10 during the period. % is calculated as Quantity/Base number*100

7A4 - Vital Signs At a Glance Contract Report for 100258/0000 - March 2017


Name or company name	Rodericks (Wales) Ltd
Contract type name	GDS Contract
Purpose of contract	General
Contract start date	01/01/2017
Contract end date	

16/17 Contracted general activity (UDA)	8,657
Carry forward general activity (UDA)	0
16/17 Contracted orthodontic activity (UOA)	0
Carry forward orthodontic activity (UOA)	0
Baseline contract value	£221,987.70

ACCESS*

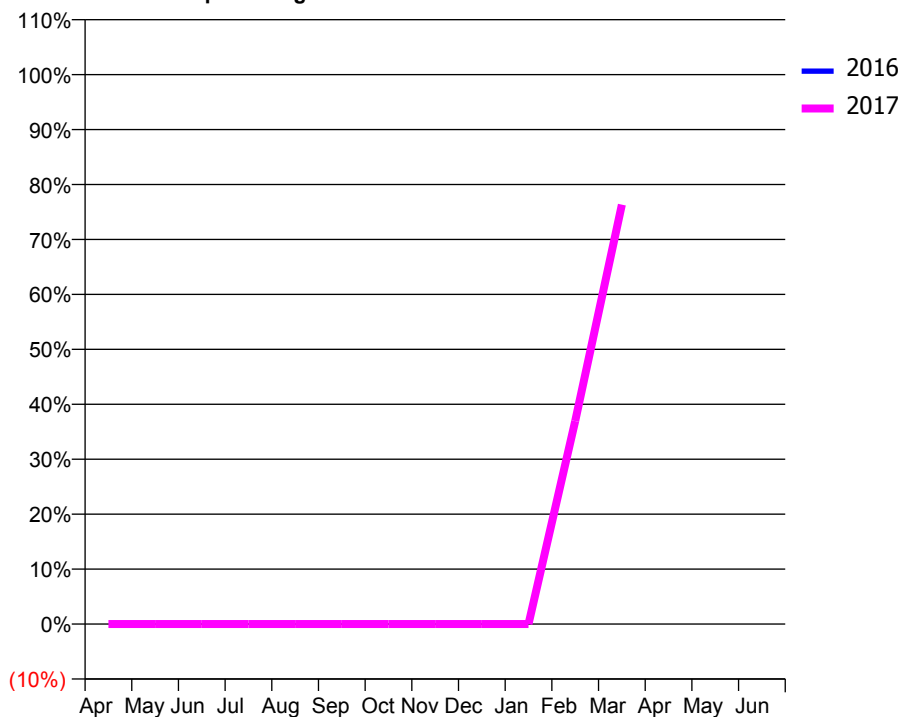
Patients seen in 24 months	Total	Change since previous quarter
Quarter ending March 2016	0	
Quarter ending June 2016	0	
Quarter ending September 2016	0	
Quarter ending December 2016	0	
Quarter ending March 2017	3,340	
Variance since March 2016	N/A	

Access trend analysis



ACTIVITY

Cumulative percentage of contracted UDA delivered 2016 & 2017



Month	Adjusted Scheduled Activity (UDA)	
	2016	2017
April	0	0
May	0	0
June	0	0
July	0	0
August	0	0
September	0	0
October	0	0
November	0	0
December	0	0
January	0	0
February	0	3,198
March	0	6,608
April	0	
May	0	
June	0	

QUALITY

	Quantity	Base Number	Contract	LHB	Wales
% of FP17s for the same patient ID Re-attending within 3 months - Children	25	744	3.4%	9.1%	11.3%
% of FP17s for the same patient ID Re-attending within 3 months - Adults	166	2,726	6.1%	16.4%	16.7%
% of FP17s for the same patient ID Re-attending between 3 & 9 months - Children	0	744	0.0%	55.3%	58.0%
% of FP17s for the same patient ID Re-attending between 3 & 9 months - Adults	0	2,726	0.0%	52.4%	53.7%
% of FP17s for Band 1 Urgent Courses	316	3,470	9.1%	9.2%	9.0%
% of FP17s Relating to Free Repair or Replacements	10	3,470	0.3%	0.7%	0.7%
% of FP17s Relating to Continuations	28	3,470	0.8%	1.1%	0.9%
% of Patients satisfied with the dentistry they have received	0	0	N/A	94.3%	93.9%
% of Patients satisfied with the time they had to wait for an appointment	0	0	N/A	89.5%	88.4%

* This is based on patients treated on this contract for their most recent course of treatment. Figures in italics indicate the base number of FP17s or Patient Questionnaire responses are less than 100. N/A is shown where the base number of responses is less than 10 during the period. % is calculated as Quantity/Base number*100

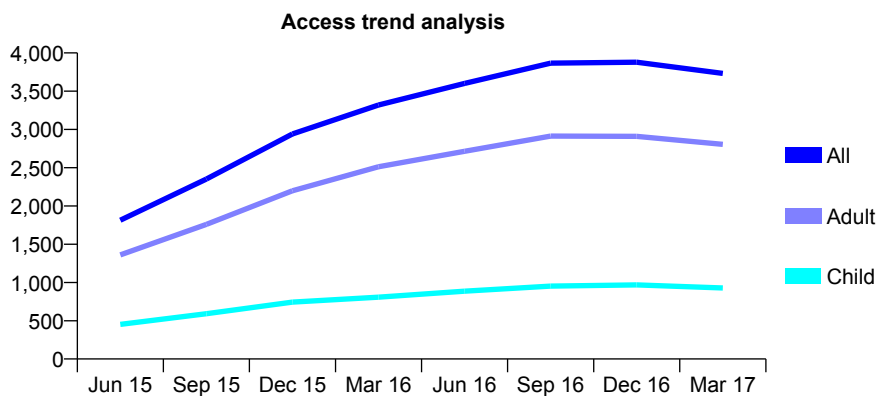
7A4 - Vital Signs At a Glance Contract Report for 101338/0151 - March 2017

Name or company name	Whitecross Dental Care Limited
Contract type name	GDS Contract
Purpose of contract	General
Contract start date	01/11/2014
Contract end date	

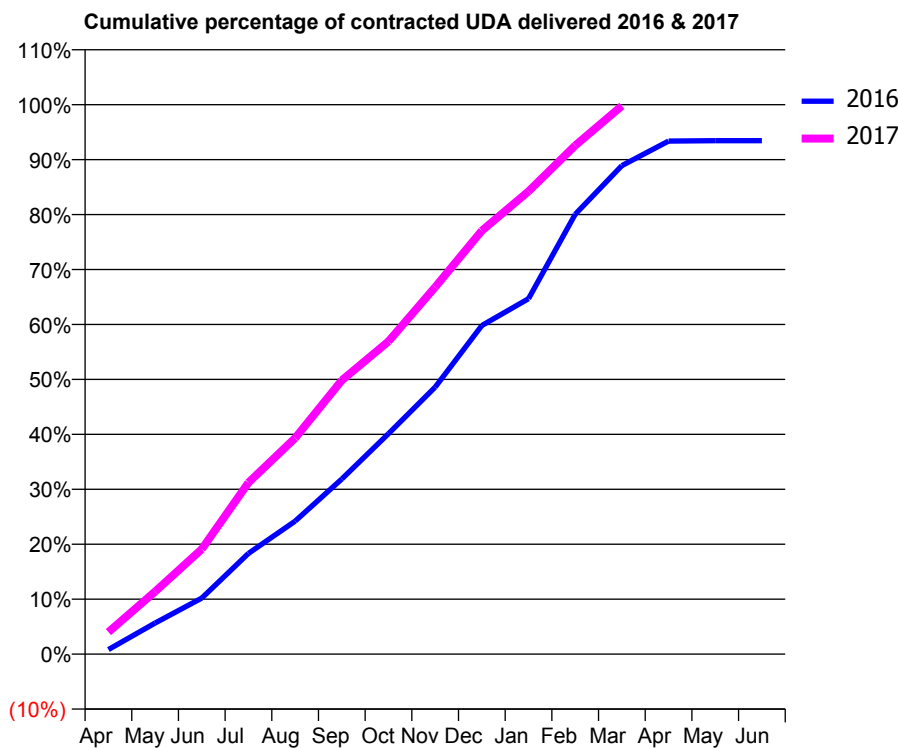
16/17 Contracted general activity (UDA)	11,700
Carry forward general activity (UDA)	0
16/17 Contracted orthodontic activity (UOA)	0
Carry forward orthodontic activity (UOA)	0
Baseline contract value	£281,133.11

ACCESS*

Patients seen in 24 months	Total	Change since previous quarter
Quarter ending March 2016	3,320	
Quarter ending June 2016	3,601	↑
Quarter ending September 2016	3,867	↑
Quarter ending December 2016	3,879	→
Quarter ending March 2017	3,733	↓
Variance since March 2016	12.4%	↑



ACTIVITY



Month	Adjusted Scheduled Activity (UDA)	
	2016	2017
April	97	470
May	662	1,334
June	1,194	2,235
July	2,146	3,652
August	2,831	4,600
September	3,729	5,829
October	4,694	6,660
November	5,686	7,816
December	6,997	9,015
January	7,569	9,853
February	9,365	10,829
March	10,401	11,672
April	10,924	
May	10,933	
June	10,933	

QUALITY

	Quantity	Base Number	Contract	LHB	Wales
% of FP17s for the same patient ID Re-attending within 3 months - Children	41	1,062	3.9%	9.1%	11.3%
% of FP17s for the same patient ID Re-attending within 3 months - Adults	288	3,407	8.5%	16.4%	16.7%
% of FP17s for the same patient ID Re-attending between 3 & 9 months - Children	456	1,062	42.9%	55.3%	58.0%
% of FP17s for the same patient ID Re-attending between 3 & 9 months - Adults	1,787	3,407	52.5%	52.4%	53.7%
% of FP17s for Band 1 Urgent Courses	147	4,317	3.4%	9.2%	9.0%
% of FP17s Relating to Free Repair or Replacements	22	4,317	0.5%	0.7%	0.7%
% of FP17s Relating to Continuations	12	4,317	0.3%	1.1%	0.9%
% of Patients satisfied with the dentistry they have received	17	18	94.4%	94.3%	93.9%
% of Patients satisfied with the time they had to wait for an appointment	12	18	66.7%	89.5%	88.4%

* This is based on patients treated on this contract for their most recent course of treatment. Figures in italics indicate the base number of FP17s or Patient Questionnaire responses are less than 100. N/A is shown where the base number of responses is less than 10 during the period. % is calculated as Quantity/Base number*100

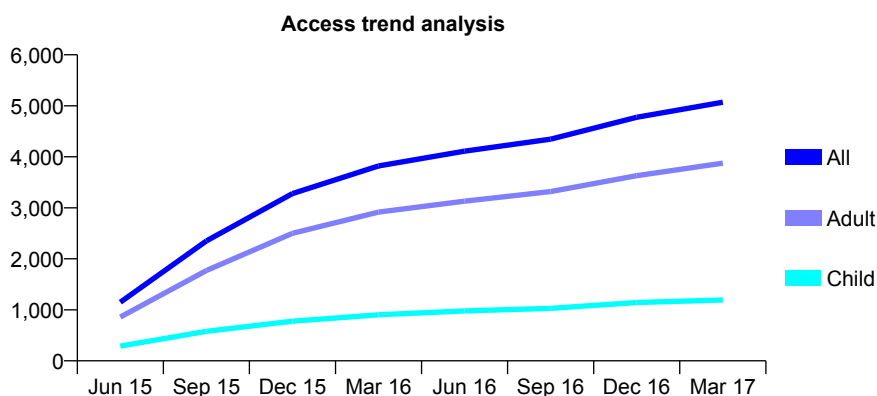
7A4 - Vital Signs At a Glance Contract Report for 101338/0152 - March 2017

Name or company name	Whitecross Dental Care Limited
Contract type name	GDS Contract
Purpose of contract	General
Contract start date	01/04/2015
Contract end date	

16/17 Contracted general activity (UDA)	13,434
Carry forward general activity (UDA)	30
16/17 Contracted orthodontic activity (UOA)	0
Carry forward orthodontic activity (UOA)	0
Baseline contract value	£346,677.25

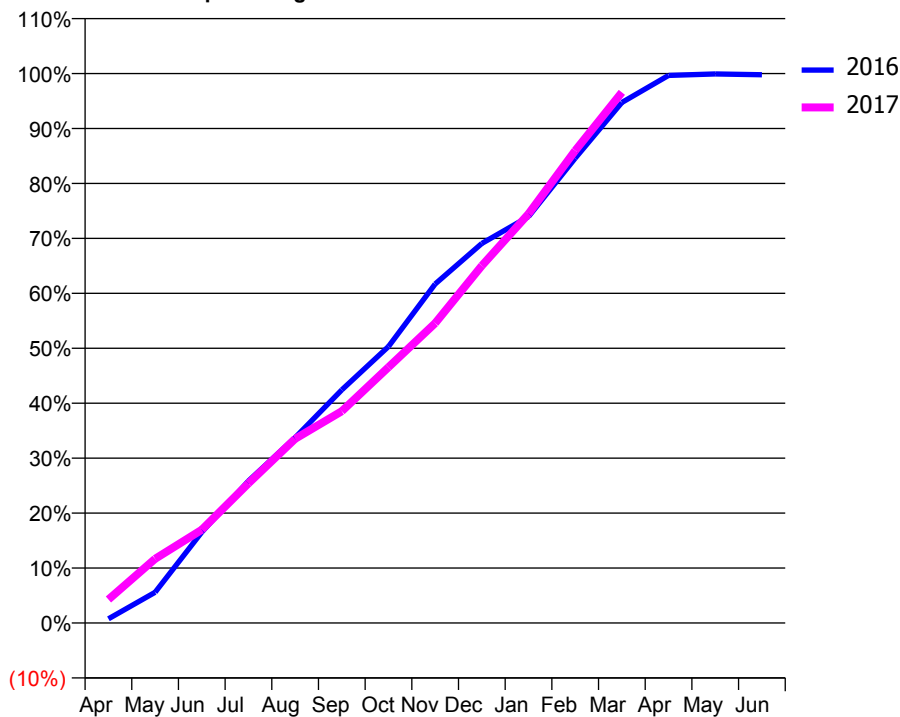
ACCESS*

Patients seen in 24 months	Total	Change since previous quarter
Quarter ending March 2016	3,820	
Quarter ending June 2016	4,110	↑
Quarter ending September 2016	4,347	↑
Quarter ending December 2016	4,775	↑
Quarter ending March 2017	5,070	↑
Variance since March 2016	32.7%	↑



ACTIVITY

Cumulative percentage of contracted UDA delivered 2016 & 2017



Adjusted Scheduled Activity (UDA)

Month	2016	2017
April	101	575
May	751	1,569
June	2,222	2,281
July	3,474	3,413
August	4,532	4,504
September	5,701	5,180
October	6,761	6,254
November	8,287	7,329
December	9,280	8,737
January	9,935	10,005
February	11,362	11,549
March	12,724	12,974
April	13,389	
May	13,422	
June	13,404	

QUALITY

	Quantity	Base Number	Contract	LHB	Wales
% of FP17s for the same patient ID Re-attending within 3 months - Children	56	1,309	4.3%	9.1%	11.3%
% of FP17s for the same patient ID Re-attending within 3 months - Adults	353	4,062	8.7%	16.4%	16.7%
% of FP17s for the same patient ID Re-attending between 3 & 9 months - Children	448	1,309	34.2%	55.3%	58.0%
% of FP17s for the same patient ID Re-attending between 3 & 9 months - Adults	1,477	4,062	36.4%	52.4%	53.7%
% of FP17s for Band 1 Urgent Courses	232	5,140	4.5%	9.2%	9.0%
% of FP17s Relating to Free Repair or Replacements	13	5,140	0.3%	0.7%	0.7%
% of FP17s Relating to Continuations	42	5,140	0.8%	1.1%	0.9%
% of Patients satisfied with the dentistry they have received	18	19	94.7%	94.3%	93.9%
% of Patients satisfied with the time they had to wait for an appointment	18	19	94.7%	89.5%	88.4%

* This is based on patients treated on this contract for their most recent course of treatment. Figures in italics indicate the base number of FP17s or Patient Questionnaire responses are less than 100. N/A is shown where the base number of responses is less than 10 during the period. % is calculated as Quantity/Base number*100

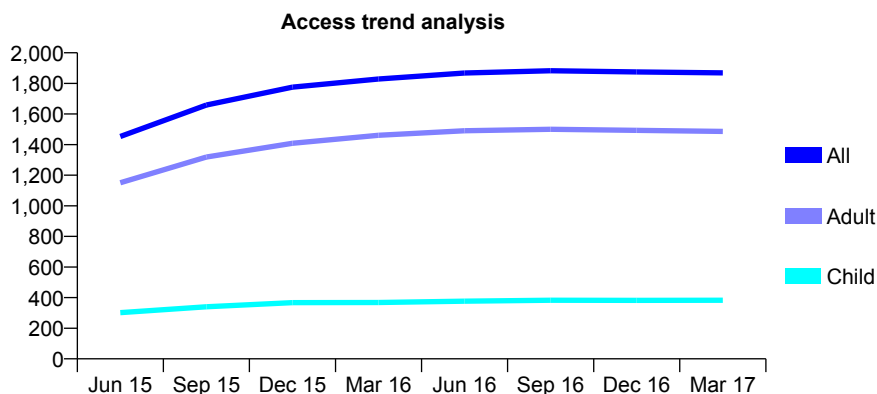
7A4 - Vital Signs At a Glance Contract Report for 104272/0001 - March 2017

Name or company name	Dragon Tears Limited
Contract type name	GDS Contract
Purpose of contract	General
Contract start date	01/07/2014
Contract end date	

16/17 Contracted general activity (UDA)	6,026
Carry forward general activity (UDA)	-122
16/17 Contracted orthodontic activity (UOA)	0
Carry forward orthodontic activity (UOA)	0
Baseline contract value	£153,079.86

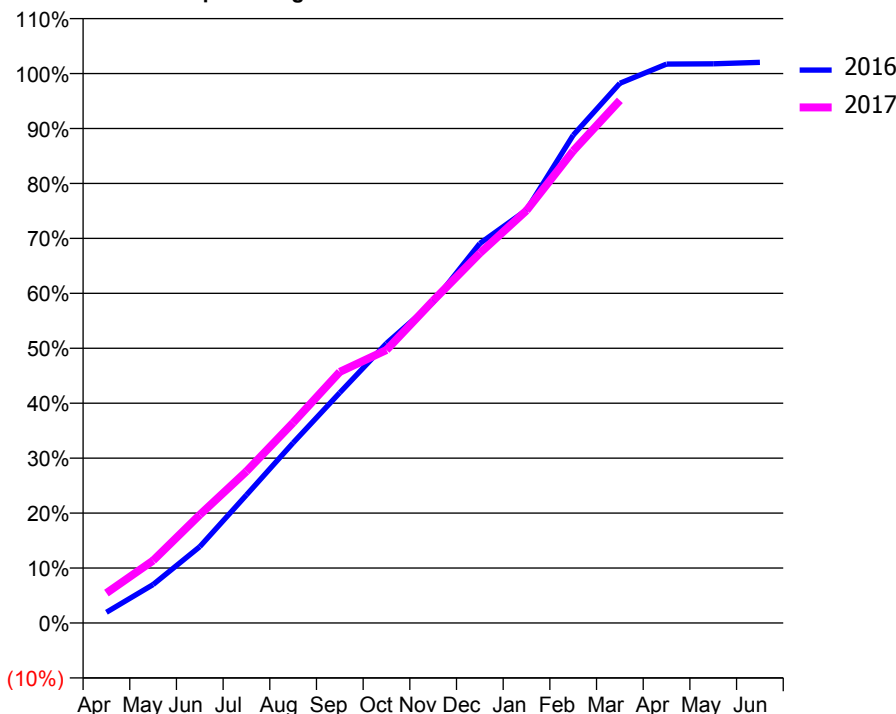
ACCESS*

Patients seen in 24 months	Total	Change since previous quarter
Quarter ending March 2016	1,829	
Quarter ending June 2016	1,868	↑
Quarter ending September 2016	1,883	→
Quarter ending December 2016	1,875	→
Quarter ending March 2017	1,869	→
Variance since March 2016	2.2%	↑



ACTIVITY

Cumulative percentage of contracted UDA delivered 2016 & 2017



Month	Adjusted Scheduled Activity (UDA)	
	2016	2017
April	118	328
May	421	686
June	837	1,187
July	1,405	1,663
August	1,977	2,197
September	2,527	2,755
October	3,067	2,994
November	3,518	3,535
December	4,162	4,055
January	4,529	4,524
February	5,350	5,177
March	5,919	5,732
April	6,129	
May	6,132	
June	6,148	

QUALITY

	Quantity	Base Number	Contract	LHB	Wales
% of FP17s for the same patient ID Re-attending within 3 months - Children	30	506	5.9%	9.1%	11.3%
% of FP17s for the same patient ID Re-attending within 3 months - Adults	342	2,146	15.9%	16.4%	16.7%
% of FP17s for the same patient ID Re-attending between 3 & 9 months - Children	276	506	54.5%	55.3%	58.0%
% of FP17s for the same patient ID Re-attending between 3 & 9 months - Adults	1,235	2,146	57.5%	52.4%	53.7%
% of FP17s for Band 1 Urgent Courses	245	2,559	9.6%	9.2%	9.0%
% of FP17s Relating to Free Repair or Replacements	6	2,559	0.2%	0.7%	0.7%
% of FP17s Relating to Continuations	24	2,559	0.9%	1.1%	0.9%
% of Patients satisfied with the dentistry they have received	18	20	90.0%	94.3%	93.9%
% of Patients satisfied with the time they had to wait for an appointment	16	20	80.0%	89.5%	88.4%

* This is based on patients treated on this contract for their most recent course of treatment. Figures in italics indicate the base number of FP17s or Patient Questionnaire responses are less than 100. N/A is shown where the base number of responses is less than 10 during the period. % is calculated as Quantity/Base number*100

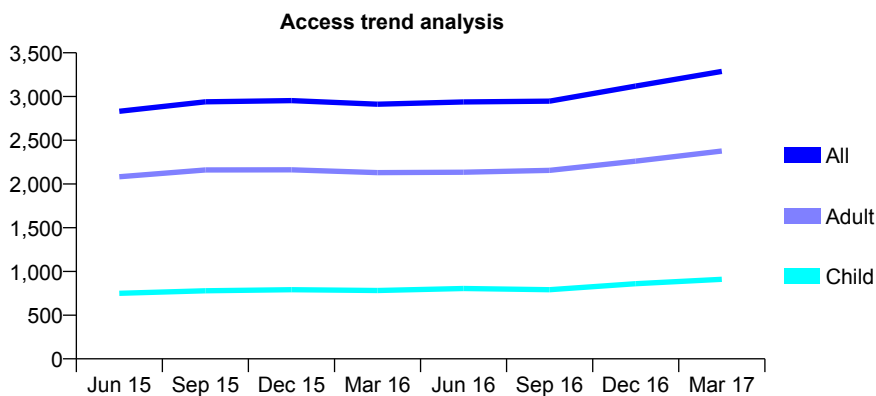
7A4 - Vital Signs At a Glance Contract Report for 105015/0001 - March 2017

Name or company name	Colchester Dental Surgery Limited
Contract type name	GDS Contract
Purpose of contract	General
Contract start date	01/06/2011
Contract end date	

16/17 Contracted general activity (UDA)	8,429
Carry forward general activity (UDA)	-1
16/17 Contracted orthodontic activity (UOA)	0
Carry forward orthodontic activity (UOA)	0
Baseline contract value	£182,611.20

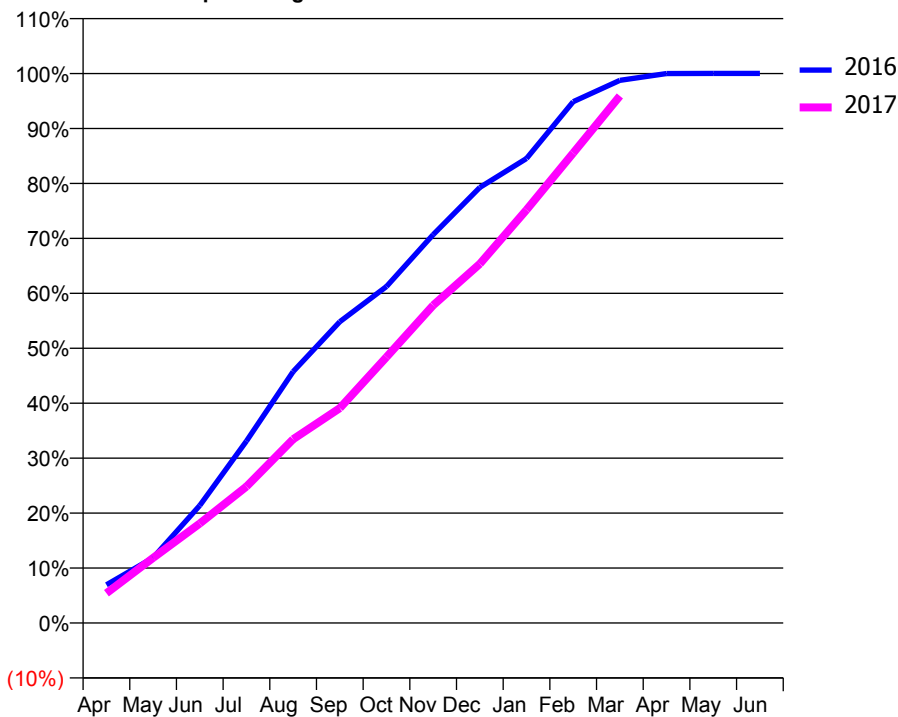
ACCESS*

Patients seen in 24 months	Total	Change since previous quarter
Quarter ending March 2016	2,912	
Quarter ending June 2016	2,938	→
Quarter ending September 2016	2,947	→
Quarter ending December 2016	3,120	↑
Quarter ending March 2017	3,287	↑
Variance since March 2016	12.9%	↑



ACTIVITY

Cumulative percentage of contracted UDA delivered 2016 & 2017



Month	Adjusted Scheduled Activity (UDA)	
	2016	2017
April	449	458
May	768	1,000
June	1,383	1,527
July	2,141	2,094
August	2,958	2,819
September	3,545	3,296
October	3,960	4,079
November	4,570	4,874
December	5,125	5,509
January	5,464	6,338
February	6,133	7,208
March	6,384	8,084
April	6,464	
May	6,466	
June	6,466	

QUALITY

	Quantity	Base Number	Contract	LHB	Wales
% of FP17s for the same patient ID Re-attending within 3 months - Children	79	1,408	5.6%	9.1%	11.3%
% of FP17s for the same patient ID Re-attending within 3 months - Adults	472	3,608	13.1%	16.4%	16.7%
% of FP17s for the same patient ID Re-attending between 3 & 9 months - Children	808	1,408	57.4%	55.3%	58.0%
% of FP17s for the same patient ID Re-attending between 3 & 9 months - Adults	1,911	3,608	53.0%	52.4%	53.7%
% of FP17s for Band 1 Urgent Courses	350	4,951	7.1%	9.2%	9.0%
% of FP17s Relating to Free Repair or Replacements	33	4,951	0.7%	0.7%	0.7%
% of FP17s Relating to Continuations	7	4,951	0.1%	1.1%	0.9%
% of Patients satisfied with the dentistry they have received	4	4	N/A	94.3%	93.9%
% of Patients satisfied with the time they had to wait for an appointment	3	4	N/A	89.5%	88.4%

* This is based on patients treated on this contract for their most recent course of treatment. Figures in italics indicate the base number of FP17s or Patient Questionnaire responses are less than 100. N/A is shown where the base number of responses is less than 10 during the period. % is calculated as Quantity/Base number*100

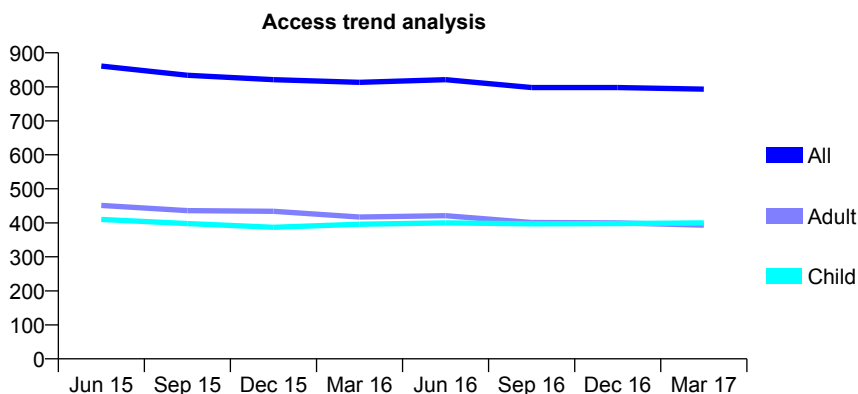
7A4 - Vital Signs At a Glance Contract Report for 107107/0001 - March 2017

Name or company name	Jenkins Locum & Administration Services L
Contract type name	GDS Contract
Purpose of contract	General
Contract start date	01/07/2007
Contract end date	

16/17 Contracted general activity (UDA)	2,544
Carry forward general activity (UDA)	0
16/17 Contracted orthodontic activity (UOA)	0
Carry forward orthodontic activity (UOA)	0
Baseline contract value	£62,677.33

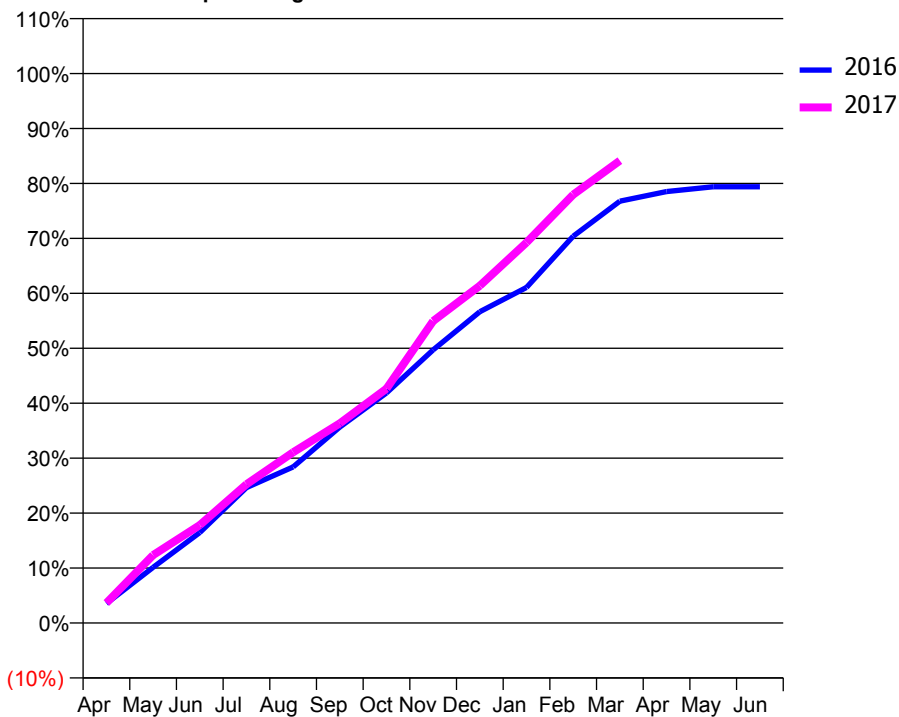
ACCESS*

Patients seen in 24 months	Total	Change since previous quarter
Quarter ending March 2016	813	
Quarter ending June 2016	821	→
Quarter ending September 2016	798	↓
Quarter ending December 2016	798	→
Quarter ending March 2017	793	→
Variance since March 2016	(2.5%)	↓



ACTIVITY

Cumulative percentage of contracted UDA delivered 2016 & 2017



Month	Adjusted Scheduled Activity (UDA)	
	2016	2017
April	99	93
May	283	314
June	460	454
July	688	642
August	794	791
September	996	924
October	1,170	1,085
November	1,389	1,398
December	1,583	1,561
January	1,706	1,762
February	1,967	1,983
March	2,145	2,141
April	2,194	
May	2,218	
June	2,218	

QUALITY

	Quantity	Base Number	Contract	LHB	Wales
% of FP17s for the same patient ID Re-attending within 3 months - Children	42	692	6.1%	9.1%	11.3%
% of FP17s for the same patient ID Re-attending within 3 months - Adults	75	534	14.0%	16.4%	16.7%
% of FP17s for the same patient ID Re-attending between 3 & 9 months - Children	464	692	67.1%	55.3%	58.0%
% of FP17s for the same patient ID Re-attending between 3 & 9 months - Adults	274	534	51.3%	52.4%	53.7%
% of FP17s for Band 1 Urgent Courses	74	1,190	6.2%	9.2%	9.0%
% of FP17s Relating to Free Repair or Replacements	0	1,190	0.0%	0.7%	0.7%
% of FP17s Relating to Continuations	1	1,190	0.1%	1.1%	0.9%
% of Patients satisfied with the dentistry they have received	4	4	N/A	94.3%	93.9%
% of Patients satisfied with the time they had to wait for an appointment	4	4	N/A	89.5%	88.4%

* This is based on patients treated on this contract for their most recent course of treatment. Figures in italics indicate the base number of FP17s or Patient Questionnaire responses are less than 100. N/A is shown where the base number of responses is less than 10 during the period. % is calculated as Quantity/Base number*100

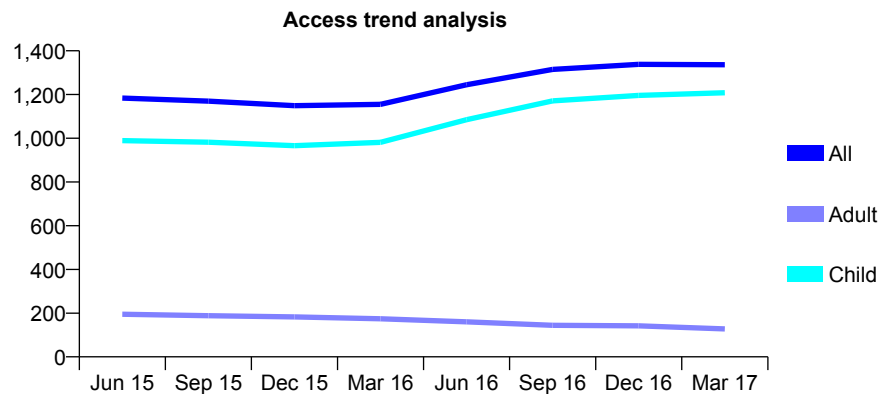
7A4 - Vital Signs At a Glance Contract Report for 108014/0001 - March 2017

Name or company name	Smiles Studio Penarth Ltd
Contract type name	GDS Contract
Purpose of contract	General
Contract start date	01/01/2012
Contract end date	

16/17 Contracted general activity (UDA)	2,750
Carry forward general activity (UDA)	0
16/17 Contracted orthodontic activity (UOA)	0
Carry forward orthodontic activity (UOA)	0
Baseline contract value	£68,668.81

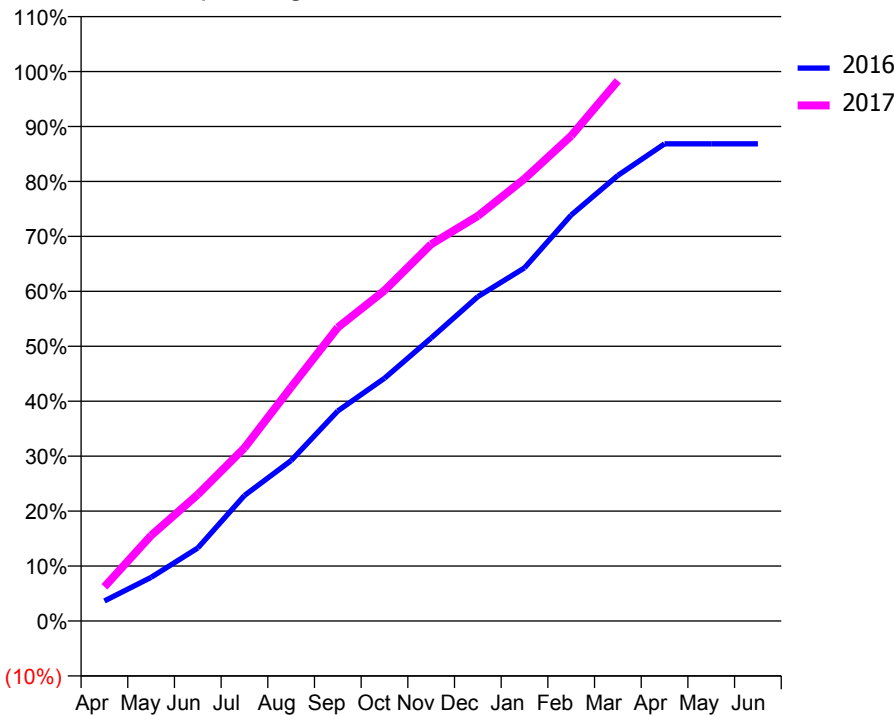
ACCESS*

Patients seen in 24 months	Total	Change since previous quarter
Quarter ending March 2016	1,155	
Quarter ending June 2016	1,245	↑
Quarter ending September 2016	1,315	↑
Quarter ending December 2016	1,338	→
Quarter ending March 2017	1,336	→
Variance since March 2016	15.7%	↑



ACTIVITY

Cumulative percentage of contracted UDA delivered 2016 & 2017



Month	Adjusted Scheduled Activity (UDA)	
	2016	2017
April	100	171
May	219	428
June	365	633
July	629	866
August	803	1,170
September	1,052	1,469
October	1,215	1,654
November	1,416	1,886
December	1,623	2,027
January	1,767	2,213
February	2,031	2,428
March	2,230	2,704
April	2,388	
May	2,388	
June	2,388	

QUALITY

	Quantity	Base Number	Contract	LHB	Wales
% of FP17s for the same patient ID Re-attending within 3 months - Children	119	1,974	6.0%	9.1%	11.3%
% of FP17s for the same patient ID Re-attending within 3 months - Adults	17	77	22.1%	16.4%	16.7%
% of FP17s for the same patient ID Re-attending between 3 & 9 months - Children	1,164	1,974	59.0%	55.3%	58.0%
% of FP17s for the same patient ID Re-attending between 3 & 9 months - Adults	47	77	61.0%	52.4%	53.7%
% of FP17s for Band 1 Urgent Courses	54	1,941	2.8%	9.2%	9.0%
% of FP17s Relating to Free Repair or Replacements	0	1,941	0.0%	0.7%	0.7%
% of FP17s Relating to Continuations	1	1,941	0.1%	1.1%	0.9%
% of Patients satisfied with the dentistry they have received	3	3	N/A	94.3%	93.9%
% of Patients satisfied with the time they had to wait for an appointment	3	3	N/A	89.5%	88.4%

* This is based on patients treated on this contract for their most recent course of treatment. Figures in italics indicate the base number of FP17s or Patient Questionnaire responses are less than 100. N/A is shown where the base number of responses is less than 10 during the period. % is calculated as Quantity/Base number*100

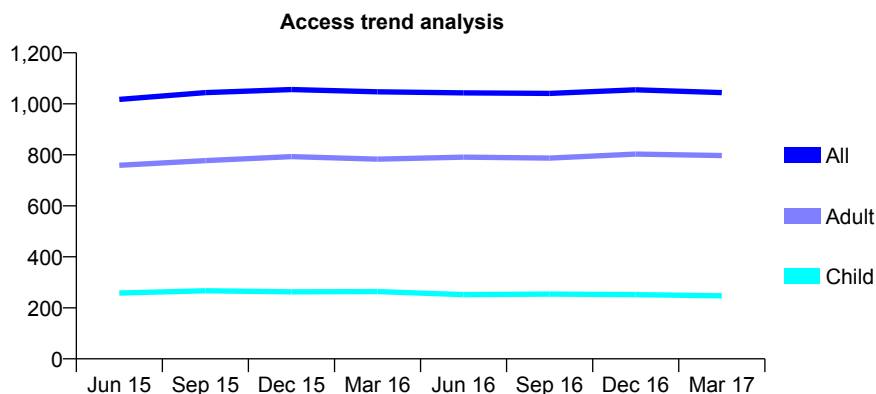
7A4 - Vital Signs At a Glance Contract Report for 108200/0002 - March 2017

Name or company name	Cardiff & Vale University Health Board
Contract type name	PDS Contract
Purpose of contract	General
Contract start date	01/04/2006
Contract end date	

16/17 Contracted general activity (UDA)	2,192
Carry forward general activity (UDA)	0
16/17 Contracted orthodontic activity (UOA)	0
Carry forward orthodontic activity (UOA)	0
Baseline contract value	£52,633.24

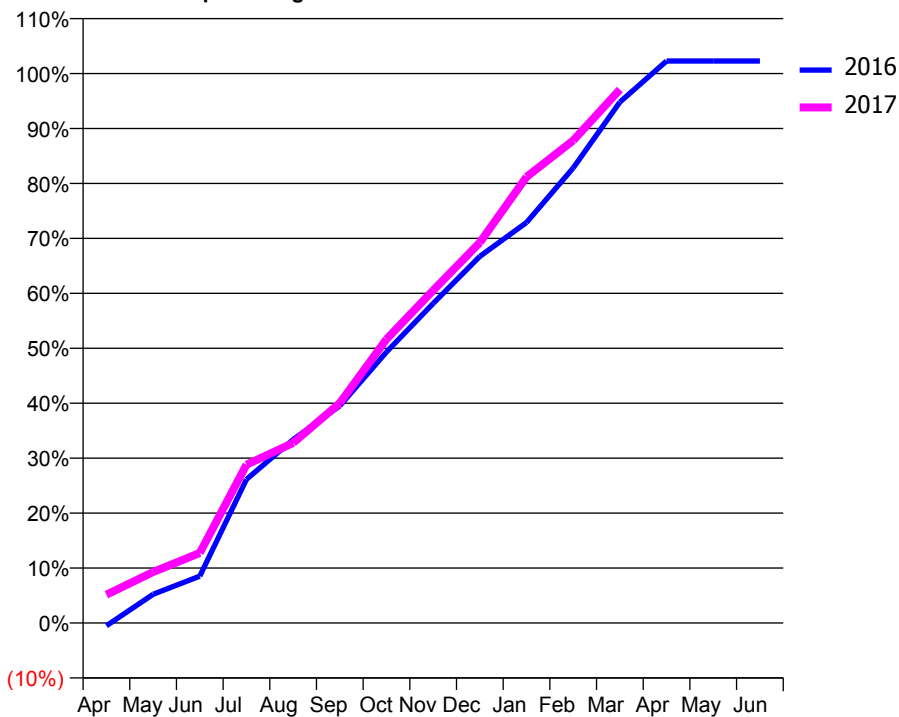
ACCESS*

Patients seen in 24 months	Total	Change since previous quarter
Quarter ending March 2016	1,047	
Quarter ending June 2016	1,043	→
Quarter ending September 2016	1,041	→
Quarter ending December 2016	1,055	→
Quarter ending March 2017	1,044	↓
Variance since March 2016	(0.3%)	→



ACTIVITY

Cumulative percentage of contracted UDA delivered 2016 & 2017



Month	Adjusted Scheduled Activity (UDA)	
	2016	2017
April	-11	113
May	115	203
June	187	280
July	573	632
August	732	718
September	866	877
October	1,081	1,132
November	1,275	1,327
December	1,463	1,518
January	1,597	1,779
February	1,815	1,925
March	2,078	2,128
April	2,242	
May	2,242	
June	2,242	

QUALITY

	Quantity	Base Number	Contract	LHB	Wales
% of FP17s for the same patient ID Re-attending within 3 months - Children	15	329	4.6%	9.1%	11.3%
% of FP17s for the same patient ID Re-attending within 3 months - Adults	93	908	10.2%	16.4%	16.7%
% of FP17s for the same patient ID Re-attending between 3 & 9 months - Children	167	329	50.8%	55.3%	58.0%
% of FP17s for the same patient ID Re-attending between 3 & 9 months - Adults	335	908	36.9%	52.4%	53.7%
% of FP17s for Band 1 Urgent Courses	114	1,157	9.9%	9.2%	9.0%
% of FP17s Relating to Free Repair or Replacements	0	1,157	0.0%	0.7%	0.7%
% of FP17s Relating to Continuations	3	1,157	0.3%	1.1%	0.9%
% of Patients satisfied with the dentistry they have received	4	4	N/A	94.3%	93.9%
% of Patients satisfied with the time they had to wait for an appointment	2	4	N/A	89.5%	88.4%

* This is based on patients treated on this contract for their most recent course of treatment. Figures in italics indicate the base number of FP17s or Patient Questionnaire responses are less than 100. N/A is shown where the base number of responses is less than 10 during the period. % is calculated as Quantity/Base number*100

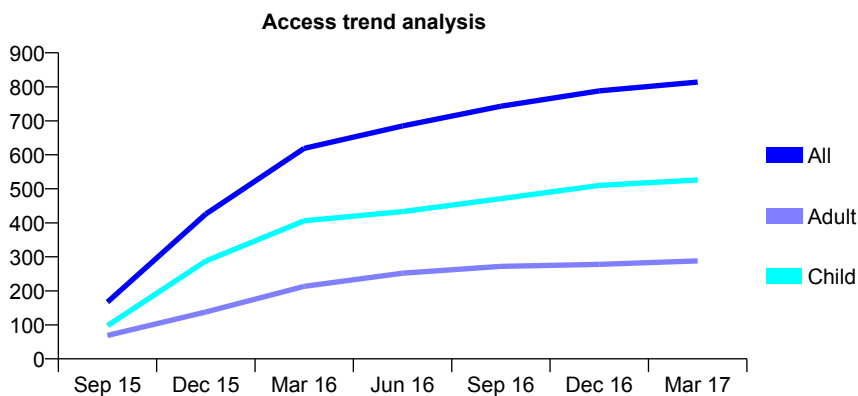
7A4 - Vital Signs At a Glance Contract Report for 112615/0001 - March 2017

Name or company name	Moorcastle Ltd
Contract type name	GDS Contract
Purpose of contract	General
Contract start date	01/08/2015
Contract end date	

16/17 Contracted general activity (UDA)	2,144
Carry forward general activity (UDA)	-65
16/17 Contracted orthodontic activity (UOA)	0
Carry forward orthodontic activity (UOA)	0
Baseline contract value	£52,452.25

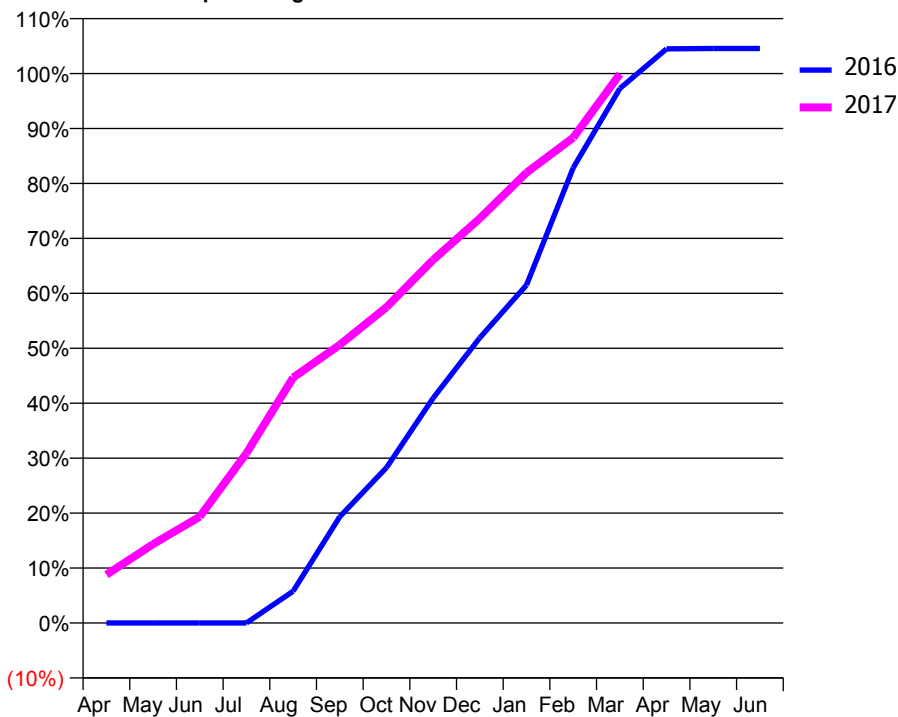
ACCESS*

Patients seen in 24 months	Total	Change since previous quarter
Quarter ending March 2016	619	
Quarter ending June 2016	685	↑
Quarter ending September 2016	743	↑
Quarter ending December 2016	788	↑
Quarter ending March 2017	814	↑
Variance since March 2016	31.5%	↑



ACTIVITY

Cumulative percentage of contracted UDA delivered 2016 & 2017



Month	Adjusted Scheduled Activity (UDA)	
	2016	2017
April	0	189
May	0	308
June	0	415
July	0	663
August	83	958
September	277	1,086
October	404	1,232
November	585	1,417
December	742	1,579
January	879	1,757
February	1,184	1,894
March	1,390	2,142
April	1,493	
May	1,494	
June	1,494	

QUALITY

	Quantity	Base Number	Contract	LHB	Wales
% of FP17s for the same patient ID Re-attending within 3 months - Children	53	881	6.0%	9.1%	11.3%
% of FP17s for the same patient ID Re-attending within 3 months - Adults	58	428	13.6%	16.4%	16.7%
% of FP17s for the same patient ID Re-attending between 3 & 9 months - Children	567	881	64.4%	55.3%	58.0%
% of FP17s for the same patient ID Re-attending between 3 & 9 months - Adults	256	428	59.8%	52.4%	53.7%
% of FP17s for Band 1 Urgent Courses	55	1,251	4.4%	9.2%	9.0%
% of FP17s Relating to Free Repair or Replacements	1	1,251	0.1%	0.7%	0.7%
% of FP17s Relating to Continuations	2	1,251	0.2%	1.1%	0.9%
% of Patients satisfied with the dentistry they have received	2	2	N/A	94.3%	93.9%
% of Patients satisfied with the time they had to wait for an appointment	2	2	N/A	89.5%	88.4%

* This is based on patients treated on this contract for their most recent course of treatment. Figures in italics indicate the base number of FP17s or Patient Questionnaire responses are less than 100. N/A is shown where the base number of responses is less than 10 during the period. % is calculated as Quantity/Base number*100

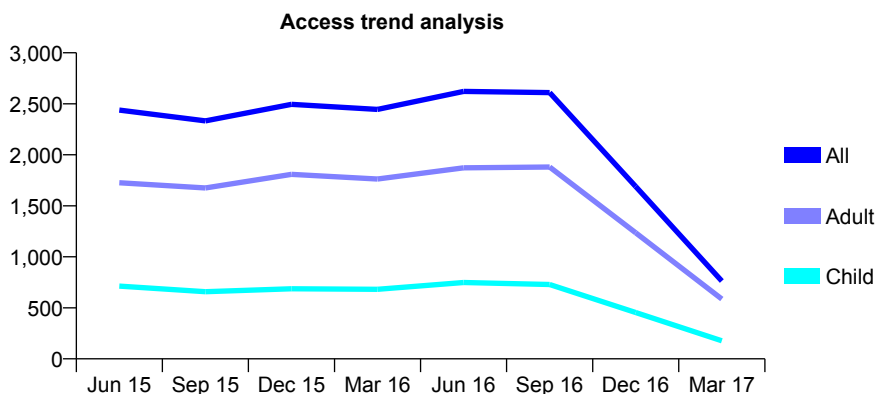
7A4 - Vital Signs At a Glance Contract Report for 114332/0001 - March 2017

Name or company name	EM Roberts Ltd
Contract type name	GDS Contract
Purpose of contract	General
Contract start date	01/04/2014
Contract end date	31/08/2016

16/17 Contracted general activity (UDA)	4,072
Carry forward general activity (UDA)	-42
16/17 Contracted orthodontic activity (UOA)	0
Carry forward orthodontic activity (UOA)	0
Baseline contract value	£83,712.01

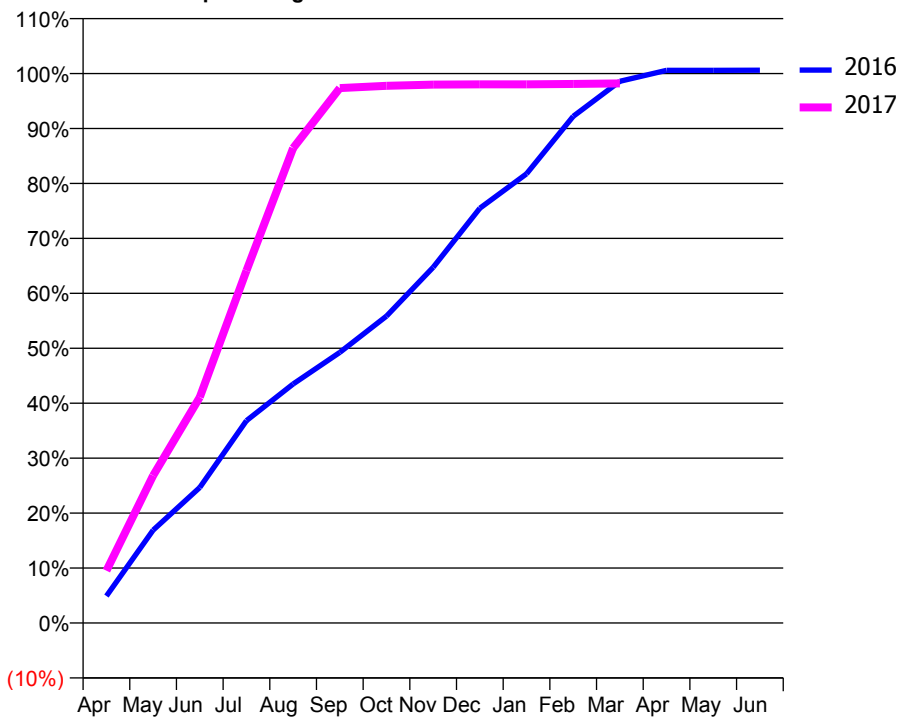
ACCESS*

Patients seen in 24 months	Total	Change since previous quarter
Quarter ending March 2016	2,445	
Quarter ending June 2016	2,621	↑
Quarter ending September 2016	2,610	→
Quarter ending December 2016	1,690	↓
Quarter ending March 2017	763	↓
Variance since March 2016	(68.8%)	↓



ACTIVITY

Cumulative percentage of contracted UDA delivered 2016 & 2017



Month	Adjusted Scheduled Activity (UDA)	
	2016	2017
April	342	388
May	1,180	1,093
June	1,722	1,674
July	2,570	2,611
August	3,037	3,519
September	3,438	3,964
October	3,898	3,980
November	4,518	3,989
December	5,268	3,991
January	5,705	3,991
February	6,436	3,994
March	6,881	3,998
April	7,021	
May	7,021	
June	7,022	

QUALITY

	Quantity	Base Number	Contract	LHB	Wales
% of FP17s for the same patient ID Re-attending within 3 months - Children	19	589	3.2%	9.1%	11.3%
% of FP17s for the same patient ID Re-attending within 3 months - Adults	169	1,557	10.9%	16.4%	16.7%
% of FP17s for the same patient ID Re-attending between 3 & 9 months - Children	328	589	55.7%	55.3%	58.0%
% of FP17s for the same patient ID Re-attending between 3 & 9 months - Adults	826	1,557	53.1%	52.4%	53.7%
% of FP17s for Band 1 Urgent Courses	132	2,054	6.4%	9.2%	9.0%
% of FP17s Relating to Free Repair or Replacements	11	2,054	0.5%	0.7%	0.7%
% of FP17s Relating to Continuations	7	2,054	0.3%	1.1%	0.9%
% of Patients satisfied with the dentistry they have received	9	10	90.0%	94.3%	93.9%
% of Patients satisfied with the time they had to wait for an appointment	9	10	90.0%	89.5%	88.4%

* This is based on patients treated on this contract for their most recent course of treatment. Figures in italics indicate the base number of FP17s or Patient Questionnaire responses are less than 100. N/A is shown where the base number of responses is less than 10 during the period. % is calculated as Quantity/Base number*100

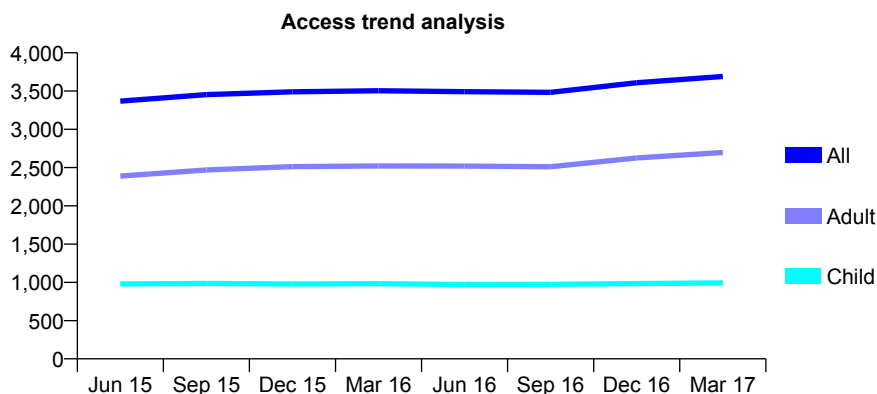
7A4 - Vital Signs At a Glance Contract Report for 114685/0001 - March 2017

Name or company name	Wilton House Services Ltd
Contract type name	GDS Contract
Purpose of contract	General
Contract start date	01/10/2009
Contract end date	

16/17 Contracted general activity (UDA)	13,500
Carry forward general activity (UDA)	0
16/17 Contracted orthodontic activity (UOA)	0
Carry forward orthodontic activity (UOA)	0
Baseline contract value	£327,579.35

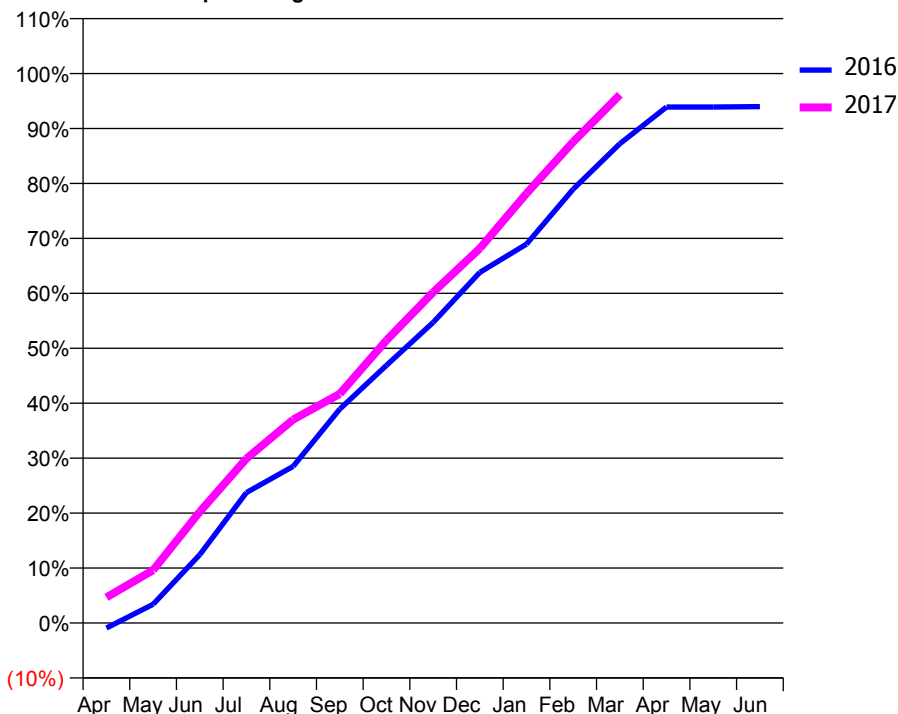
ACCESS*

Patients seen in 24 months	Total	Change since previous quarter
Quarter ending March 2016	3,505	
Quarter ending June 2016	3,492	→
Quarter ending September 2016	3,484	→
Quarter ending December 2016	3,609	↑
Quarter ending March 2017	3,690	↑
Variance since March 2016	5.3%	↑



ACTIVITY

Cumulative percentage of contracted UDA delivered 2016 & 2017



Month	Adjusted Scheduled Activity (UDA)	
	2016	2017
April	-127	631
May	459	1,300
June	1,678	2,733
July	3,204	4,041
August	3,849	4,998
September	5,256	5,630
October	6,329	6,947
November	7,387	8,128
December	8,615	9,203
January	9,309	10,554
February	10,660	11,821
March	11,777	12,978
April	12,678	
May	12,678	
June	12,686	

QUALITY

	Quantity	Base Number	Contract	LHB	Wales
% of FP17s for the same patient ID Re-attending within 3 months - Children	104	1,749	5.9%	9.1%	11.3%
% of FP17s for the same patient ID Re-attending within 3 months - Adults	959	4,928	19.5%	16.4%	16.7%
% of FP17s for the same patient ID Re-attending between 3 & 9 months - Children	1,279	1,749	73.1%	55.3%	58.0%
% of FP17s for the same patient ID Re-attending between 3 & 9 months - Adults	3,039	4,928	61.7%	52.4%	53.7%
% of FP17s for Band 1 Urgent Courses	515	6,346	8.1%	9.2%	9.0%
% of FP17s Relating to Free Repair or Replacements	97	6,346	1.5%	0.7%	0.7%
% of FP17s Relating to Continuations	94	6,346	1.5%	1.1%	0.9%
% of Patients satisfied with the dentistry they have received	35	36	97.2%	94.3%	93.9%
% of Patients satisfied with the time they had to wait for an appointment	36	36	100.0%	89.5%	88.4%

* This is based on patients treated on this contract for their most recent course of treatment. Figures in italics indicate the base number of FP17s or Patient Questionnaire responses are less than 100. N/A is shown where the base number of responses is less than 10 during the period. % is calculated as Quantity/Base number*100

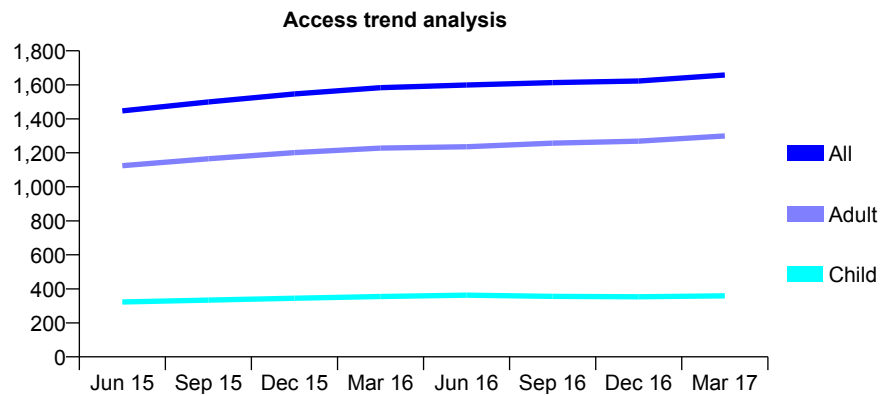
7A4 - Vital Signs At a Glance Contract Report for 121304/0001 - March 2017

Name or company name	Penarth Dental Healthcare Ltd
Contract type name	GDS Contract
Purpose of contract	General
Contract start date	01/04/2014
Contract end date	

16/17 Contracted general activity (UDA)	5,867
Carry forward general activity (UDA)	143
16/17 Contracted orthodontic activity (UOA)	0
Carry forward orthodontic activity (UOA)	0
Baseline contract value	£162,601.33

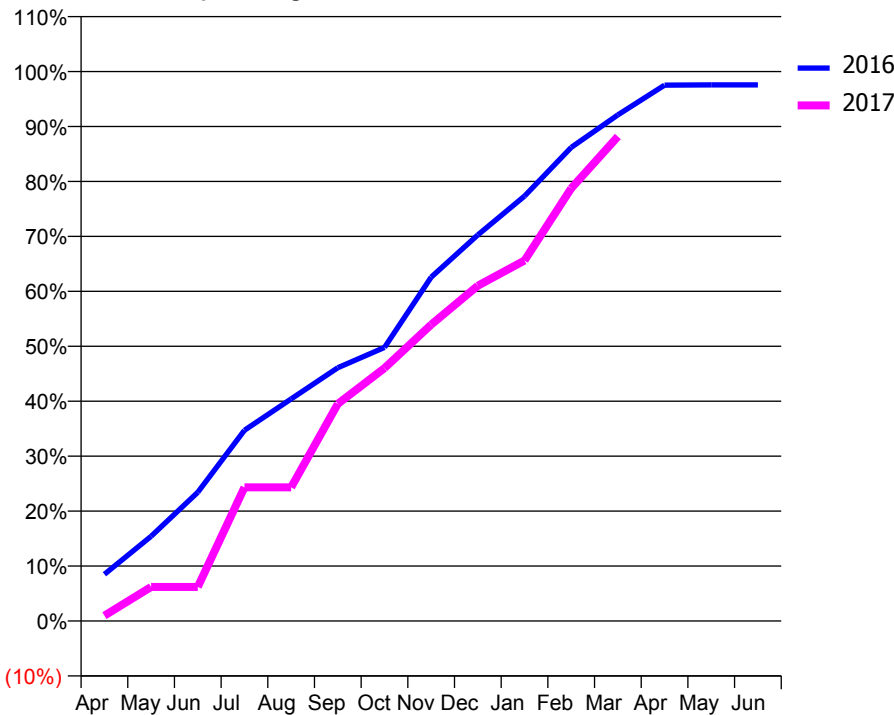
ACCESS*

Patients seen in 24 months	Total	Change since previous quarter
Quarter ending March 2016	1,583	
Quarter ending June 2016	1,599	→
Quarter ending September 2016	1,613	→
Quarter ending December 2016	1,622	→
Quarter ending March 2017	1,658	↑
Variance since March 2016	4.7%	↑



ACTIVITY

Cumulative percentage of contracted UDA delivered 2016 & 2017



Month	Adjusted Scheduled Activity (UDA)	
	2016	2017
April	500	57
May	904	363
June	1,374	363
July	2,036	1,427
August	2,371	1,427
September	2,705	2,319
October	2,920	2,700
November	3,671	3,164
December	4,122	3,580
January	4,537	3,849
February	5,056	4,619
March	5,404	5,173
April	5,721	
May	5,724	
June	5,724	

QUALITY

	Quantity	Base Number	Contract	LHB	Wales
% of FP17s for the same patient ID Re-attending within 3 months - Children	14	402	3.5%	9.1%	11.3%
% of FP17s for the same patient ID Re-attending within 3 months - Adults	318	2,291	13.9%	16.4%	16.7%
% of FP17s for the same patient ID Re-attending between 3 & 9 months - Children	134	402	33.3%	55.3%	58.0%
% of FP17s for the same patient ID Re-attending between 3 & 9 months - Adults	1,449	2,291	63.2%	52.4%	53.7%
% of FP17s for Band 1 Urgent Courses	49	2,506	2.0%	9.2%	9.0%
% of FP17s Relating to Free Repair or Replacements	13	2,506	0.5%	0.7%	0.7%
% of FP17s Relating to Continuations	11	2,506	0.4%	1.1%	0.9%
% of Patients satisfied with the dentistry they have received	11	12	91.7%	94.3%	93.9%
% of Patients satisfied with the time they had to wait for an appointment	12	12	100.0%	89.5%	88.4%

* This is based on patients treated on this contract for their most recent course of treatment. Figures in italics indicate the base number of FP17s or Patient Questionnaire responses are less than 100. N/A is shown where the base number of responses is less than 10 during the period. % is calculated as Quantity/Base number*100

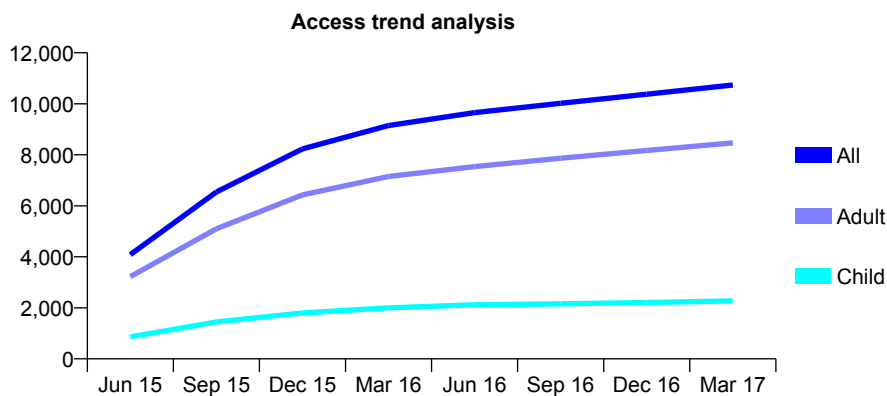
7A4 - Vital Signs At a Glance Contract Report for 122912/0003 - March 2017

Name or company name	CLIFTON DENTAL CARE LTD
Contract type name	GDS Contract
Purpose of contract	General
Contract start date	01/01/2014
Contract end date	

16/17 Contracted general activity (UDA)	40,358
Carry forward general activity (UDA)	1,333
16/17 Contracted orthodontic activity (UOA)	0
Carry forward orthodontic activity (UOA)	0
Baseline contract value	£977,272.13

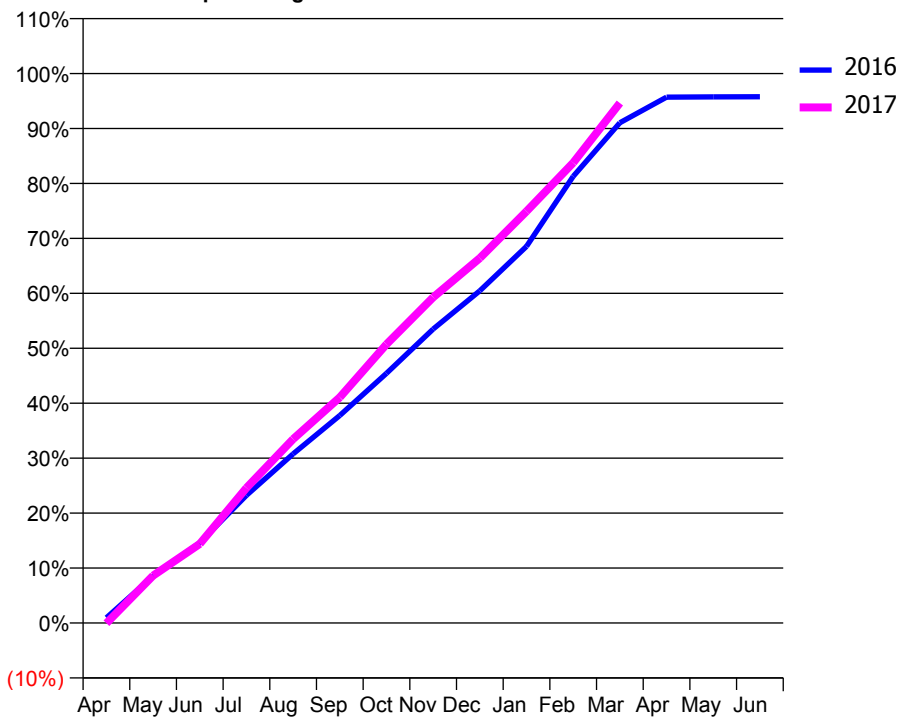
ACCESS*

Patients seen in 24 months	Total	Change since previous quarter
Quarter ending March 2016	9,147	
Quarter ending June 2016	9,655	↑
Quarter ending September 2016	10,022	↑
Quarter ending December 2016	10,375	↑
Quarter ending March 2017	10,736	↑
Variance since March 2016	17.4%	↑



ACTIVITY

Cumulative percentage of contracted UDA delivered 2016 & 2017



Month	Adjusted Scheduled Activity (UDA)	
	2016	2017
April	389	-23
May	3,456	3,486
June	5,888	5,817
July	9,376	9,924
August	12,423	13,509
September	15,246	16,577
October	18,335	20,472
November	21,586	23,925
December	24,397	26,805
January	27,661	30,241
February	32,801	33,802
March	36,741	38,194
April	38,624	
May	38,645	
June	38,648	

QUALITY

	Quantity	Base Number	Contract	LHB	Wales
% of FP17s for the same patient ID Re-attending within 3 months - Children	293	3,567	8.2%	9.1%	11.3%
% of FP17s for the same patient ID Re-attending within 3 months - Adults	2,039	13,125	15.5%	16.4%	16.7%
% of FP17s for the same patient ID Re-attending between 3 & 9 months - Children	2,118	3,567	59.4%	55.3%	58.0%
% of FP17s for the same patient ID Re-attending between 3 & 9 months - Adults	7,507	13,125	57.2%	52.4%	53.7%
% of FP17s for Band 1 Urgent Courses	1,225	15,926	7.7%	9.2%	9.0%
% of FP17s Relating to Free Repair or Replacements	56	15,926	0.4%	0.7%	0.7%
% of FP17s Relating to Continuations	371	15,926	2.3%	1.1%	0.9%
% of Patients satisfied with the dentistry they have received	44	47	93.6%	94.3%	93.9%
% of Patients satisfied with the time they had to wait for an appointment	43	47	91.5%	89.5%	88.4%

* This is based on patients treated on this contract for their most recent course of treatment. Figures in italics indicate the base number of FP17s or Patient Questionnaire responses are less than 100. N/A is shown where the base number of responses is less than 10 during the period. % is calculated as Quantity/Base number*100

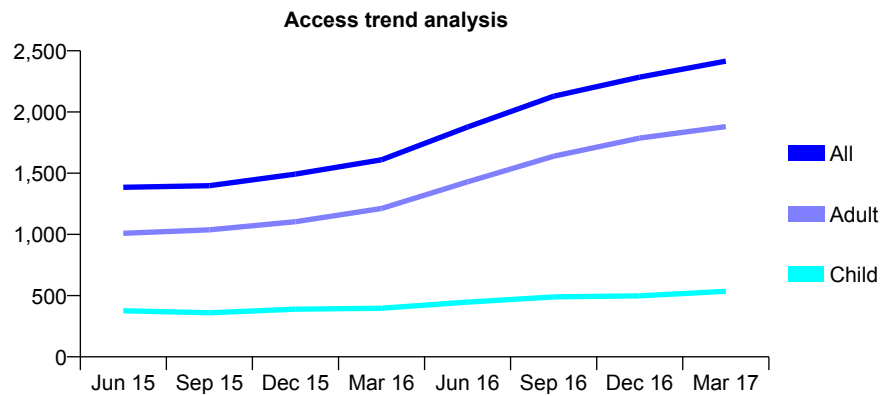
7A4 - Vital Signs At a Glance Contract Report for 127981/0001 - March 2017

Name or company name	Blakeridge Limited
Contract type name	GDS Contract
Purpose of contract	General and Orthodontic
Contract start date	01/09/2012
Contract end date	

16/17 Contracted general activity (UDA)	7,839
Carry forward general activity (UDA)	0
16/17 Contracted orthodontic activity (UOA)	106
Carry forward orthodontic activity (UOA)	5
Baseline contract value	£157,823.37

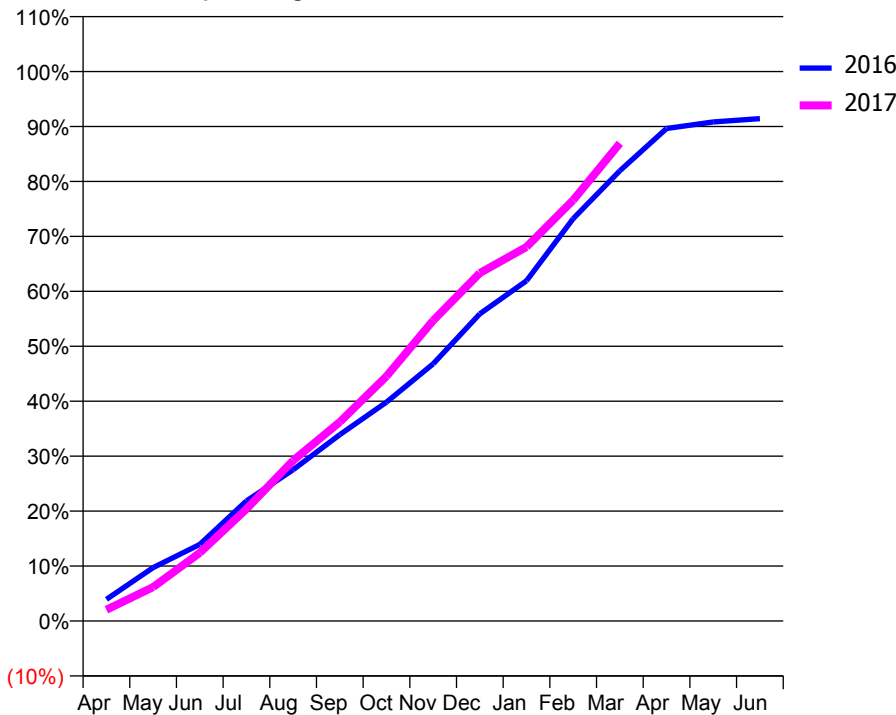
ACCESS*

Patients seen in 24 months	Total	Change since previous quarter
Quarter ending March 2016	1,609	
Quarter ending June 2016	1,877	↑
Quarter ending September 2016	2,129	↑
Quarter ending December 2016	2,285	↑
Quarter ending March 2017	2,416	↑
Variance since March 2016	50.2%	↑



ACTIVITY

Cumulative percentage of contracted UDA delivered 2016 & 2017



Month	Adjusted Scheduled Activity (UDA)	
	2016	2017
April	219	160
May	541	485
June	777	974
July	1,217	1,598
August	1,533	2,290
September	1,889	2,839
October	2,219	3,492
November	2,606	4,286
December	3,113	4,963
January	3,449	5,337
February	4,079	6,005
March	4,564	6,816
April	4,993	
May	5,059	
June	5,092	

QUALITY

	Quantity	Base Number	Contract	LHB	Wales
% of FP17s for the same patient ID Re-attending within 3 months - Children	68	779	8.7%	9.1%	11.3%
% of FP17s for the same patient ID Re-attending within 3 months - Adults	371	2,722	13.6%	16.4%	16.7%
% of FP17s for the same patient ID Re-attending between 3 & 9 months - Children	359	779	46.1%	55.3%	58.0%
% of FP17s for the same patient ID Re-attending between 3 & 9 months - Adults	1,206	2,722	44.3%	52.4%	53.7%
% of FP17s for Band 1 Urgent Courses	303	3,341	9.1%	9.2%	9.0%
% of FP17s Relating to Free Repair or Replacements	21	3,341	0.6%	0.7%	0.7%
% of FP17s Relating to Continuations	45	3,341	1.3%	1.1%	0.9%
% of Patients satisfied with the dentistry they have received	16	18	88.9%	94.3%	93.9%
% of Patients satisfied with the time they had to wait for an appointment	17	18	94.4%	89.5%	88.4%

* This is based on patients treated on this contract for their most recent course of treatment. Figures in italics indicate the base number of FP17s or Patient Questionnaire responses are less than 100. N/A is shown where the base number of responses is less than 10 during the period. % is calculated as Quantity/Base number*100

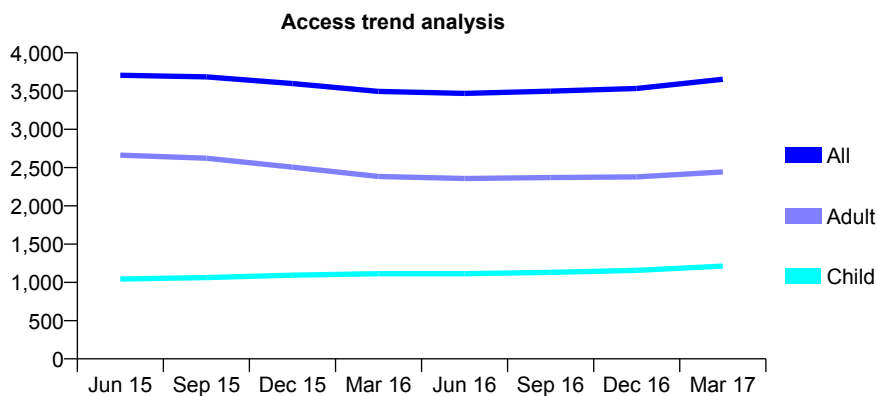
7A4 - Vital Signs At a Glance Contract Report for 129860/0001 - March 2017

Name or company name	Oral Health Solutions Ltd
Contract type name	GDS Contract
Purpose of contract	General
Contract start date	01/09/2010
Contract end date	

16/17 Contracted general activity (UDA)	11,982
Carry forward general activity (UDA)	526
16/17 Contracted orthodontic activity (UOA)	0
Carry forward orthodontic activity (UOA)	0
Baseline contract value	£291,025.56

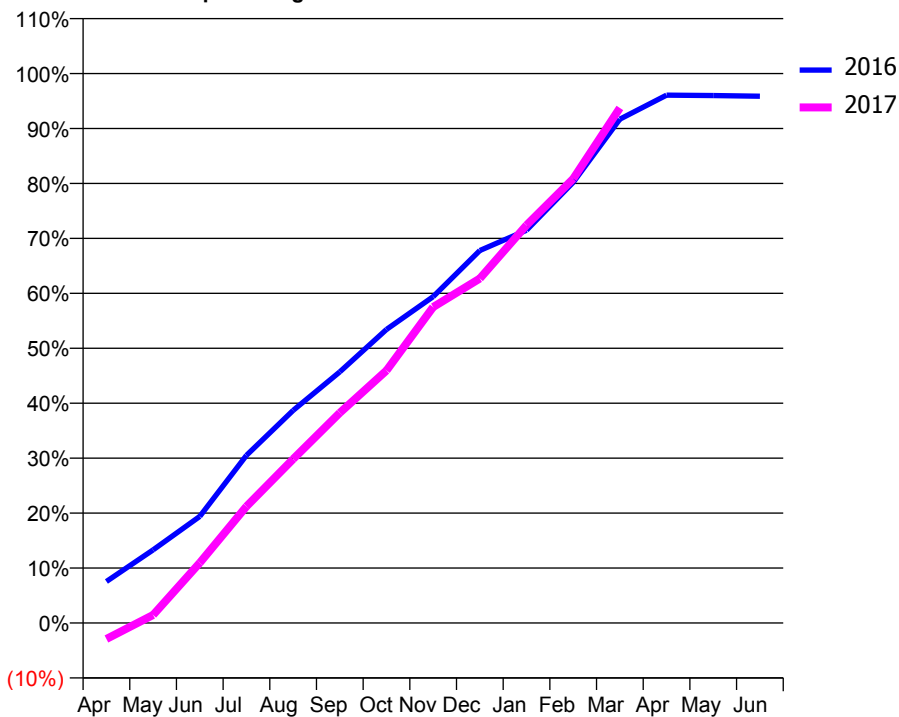
ACCESS*

Patients seen in 24 months	Total	Change since previous quarter
Quarter ending March 2016	3,495	
Quarter ending June 2016	3,470	→
Quarter ending September 2016	3,499	→
Quarter ending December 2016	3,534	→
Quarter ending March 2017	3,654	↑
Variance since March 2016	4.5%	↑



ACTIVITY

Cumulative percentage of contracted UDA delivered 2016 & 2017



Month	Adjusted Scheduled Activity (UDA)	
	2016	2017
April	964	-351
May	1,696	177
June	2,471	1,313
July	3,888	2,543
August	4,930	3,575
September	5,823	4,583
October	6,806	5,504
November	7,568	6,889
December	8,635	7,512
January	9,106	8,676
February	10,217	9,686
March	11,683	11,230
April	12,237	
May	12,229	
June	12,214	

QUALITY

	Quantity	Base Number	Contract	LHB	Wales
% of FP17s for the same patient ID Re-attending within 3 months - Children	157	1,812	8.7%	9.1%	11.3%
% of FP17s for the same patient ID Re-attending within 3 months - Adults	674	3,630	18.6%	16.4%	16.7%
% of FP17s for the same patient ID Re-attending between 3 & 9 months - Children	1,025	1,812	56.6%	55.3%	58.0%
% of FP17s for the same patient ID Re-attending between 3 & 9 months - Adults	1,932	3,630	53.2%	52.4%	53.7%
% of FP17s for Band 1 Urgent Courses	576	5,244	11.0%	9.2%	9.0%
% of FP17s Relating to Free Repair or Replacements	71	5,244	1.4%	0.7%	0.7%
% of FP17s Relating to Continuations	23	5,244	0.4%	1.1%	0.9%
% of Patients satisfied with the dentistry they have received	12	12	100.0%	94.3%	93.9%
% of Patients satisfied with the time they had to wait for an appointment	11	12	91.7%	89.5%	88.4%

* This is based on patients treated on this contract for their most recent course of treatment. Figures in italics indicate the base number of FP17s or Patient Questionnaire responses are less than 100. N/A is shown where the base number of responses is less than 10 during the period. % is calculated as Quantity/Base number*100

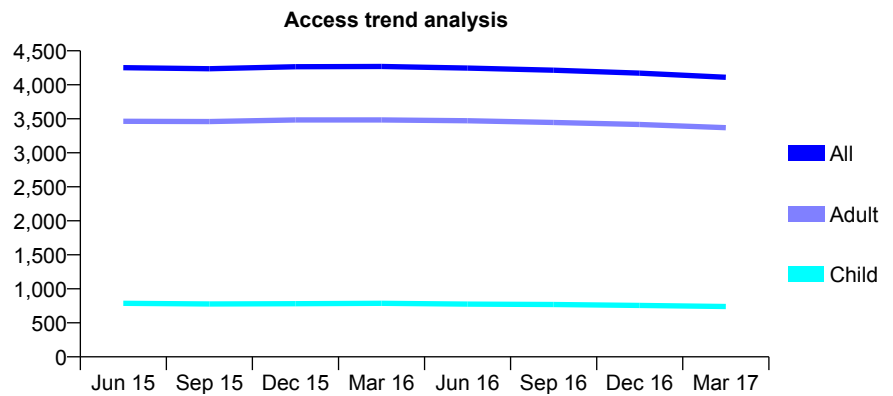
7A4 - Vital Signs At a Glance Contract Report for 130494/0001 - March 2017

Name or company name	G P O'Keeffe & J W Jones
Contract type name	GDS Contract
Purpose of contract	General
Contract start date	01/04/2011
Contract end date	

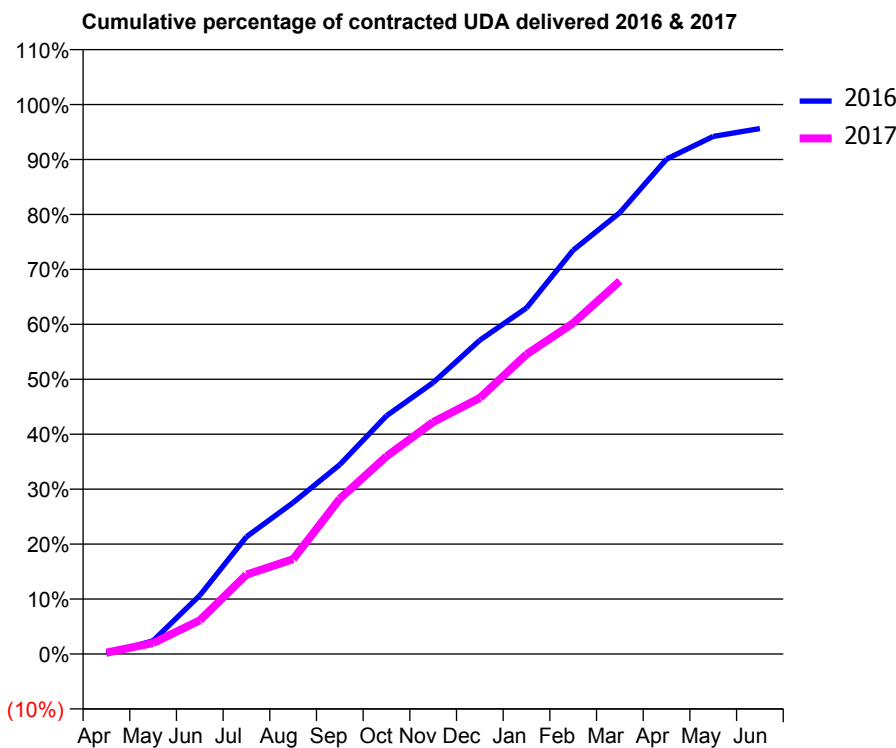
16/17 Contracted general activity (UDA)	12,839
Carry forward general activity (UDA)	0
16/17 Contracted orthodontic activity (UOA)	0
Carry forward orthodontic activity (UOA)	0
Baseline contract value	£323,366.82

ACCESS*

Patients seen in 24 months	Total	Change since previous quarter
Quarter ending March 2016	4,270	
Quarter ending June 2016	4,247	→
Quarter ending September 2016	4,215	→
Quarter ending December 2016	4,172	↓
Quarter ending March 2017	4,111	↓
Variance since March 2016	(3.7%)	↓



ACTIVITY



Month	Adjusted Scheduled Activity (UDA)	
	2016	2017
April	0	32
May	310	257
June	1,368	787
July	2,741	1,856
August	3,537	2,216
September	4,425	3,628
October	5,566	4,619
November	6,342	5,420
December	7,333	5,984
January	8,086	7,003
February	9,436	7,731
March	10,315	8,716
April	11,562	
May	12,093	
June	12,277	

QUALITY

	Quantity	Base Number	Contract	LHB	Wales
% of FP17s for the same patient ID Re-attending within 3 months - Children	52	1,037	5.0%	9.1%	11.3%
% of FP17s for the same patient ID Re-attending within 3 months - Adults	866	5,128	16.9%	16.4%	16.7%
% of FP17s for the same patient ID Re-attending between 3 & 9 months - Children	686	1,037	66.2%	55.3%	58.0%
% of FP17s for the same patient ID Re-attending between 3 & 9 months - Adults	2,869	5,128	55.9%	52.4%	53.7%
% of FP17s for Band 1 Urgent Courses	710	5,308	13.4%	9.2%	9.0%
% of FP17s Relating to Free Repair or Replacements	32	5,308	0.6%	0.7%	0.7%
% of FP17s Relating to Continuations	4	5,308	0.1%	1.1%	0.9%
% of Patients satisfied with the dentistry they have received	37	39	94.9%	94.3%	93.9%
% of Patients satisfied with the time they had to wait for an appointment	33	39	84.6%	89.5%	88.4%

* This is based on patients treated on this contract for their most recent course of treatment. Figures in italics indicate the base number of FP17s or Patient Questionnaire responses are less than 100. N/A is shown where the base number of responses is less than 10 during the period. % is calculated as Quantity/Base number*100

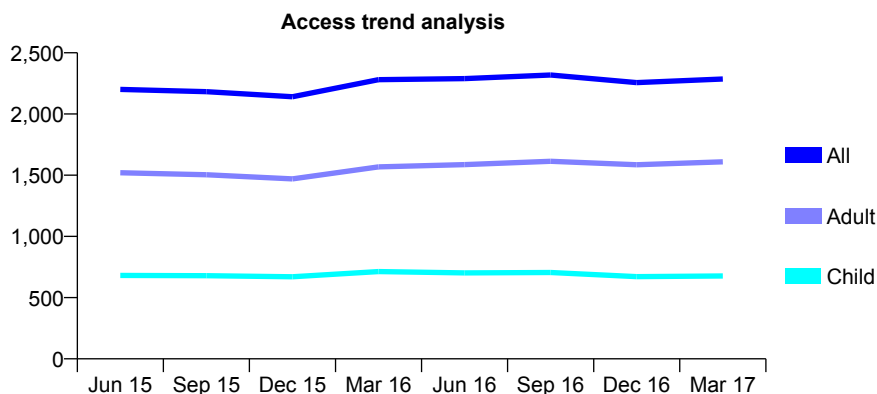
7A4 - Vital Signs At a Glance Contract Report for 136484/0001 - March 2017

Name or company name	Cardiff Smile Centre Ltd
Contract type name	GDS Contract
Purpose of contract	General
Contract start date	01/04/2013
Contract end date	

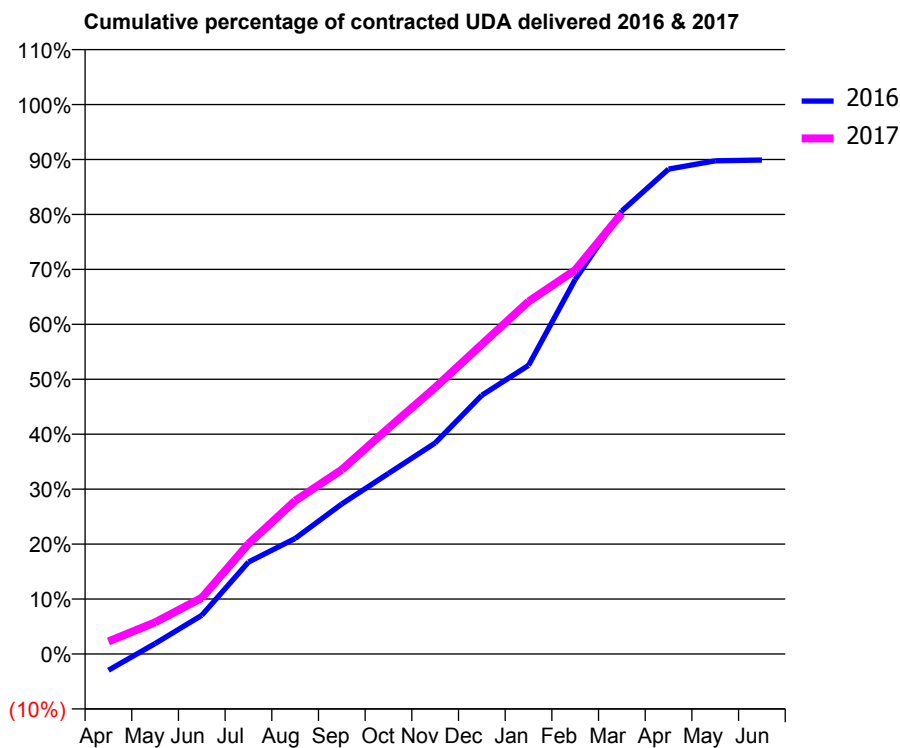
16/17 Contracted general activity (UDA)	8,090
Carry forward general activity (UDA)	0
16/17 Contracted orthodontic activity (UOA)	0
Carry forward orthodontic activity (UOA)	0
Baseline contract value	£255,416.65

ACCESS*

Patients seen in 24 months	Total	Change since previous quarter
Quarter ending March 2016	2,281	
Quarter ending June 2016	2,289	→
Quarter ending September 2016	2,319	→
Quarter ending December 2016	2,257	↓
Quarter ending March 2017	2,286	→
Variance since March 2016	0.2%	→



ACTIVITY



Month	Adjusted Scheduled Activity (UDA)	
	2016	2017
April	-241	186
May	155	467
June	571	827
July	1,353	1,623
August	1,701	2,257
September	2,210	2,713
October	2,659	3,327
November	3,107	3,924
December	3,809	4,560
January	4,249	5,189
February	5,515	5,653
March	6,524	6,489
April	7,139	
May	7,261	
June	7,273	

QUALITY

	Quantity	Base Number	Contract	LHB	Wales
% of FP17s for the same patient ID Re-attending within 3 months - Children	51	769	6.6%	9.1%	11.3%
% of FP17s for the same patient ID Re-attending within 3 months - Adults	447	1,951	22.9%	16.4%	16.7%
% of FP17s for the same patient ID Re-attending between 3 & 9 months - Children	359	769	46.7%	55.3%	58.0%
% of FP17s for the same patient ID Re-attending between 3 & 9 months - Adults	764	1,951	39.2%	52.4%	53.7%
% of FP17s for Band 1 Urgent Courses	278	2,509	11.1%	9.2%	9.0%
% of FP17s Relating to Free Repair or Replacements	28	2,509	1.1%	0.7%	0.7%
% of FP17s Relating to Continuations	4	2,509	0.2%	1.1%	0.9%
% of Patients satisfied with the dentistry they have received	7	8	N/A	94.3%	93.9%
% of Patients satisfied with the time they had to wait for an appointment	6	8	N/A	89.5%	88.4%

* This is based on patients treated on this contract for their most recent course of treatment. Figures in italics indicate the base number of FP17s or Patient Questionnaire responses are less than 100. N/A is shown where the base number of responses is less than 10 during the period. % is calculated as Quantity/Base number*100

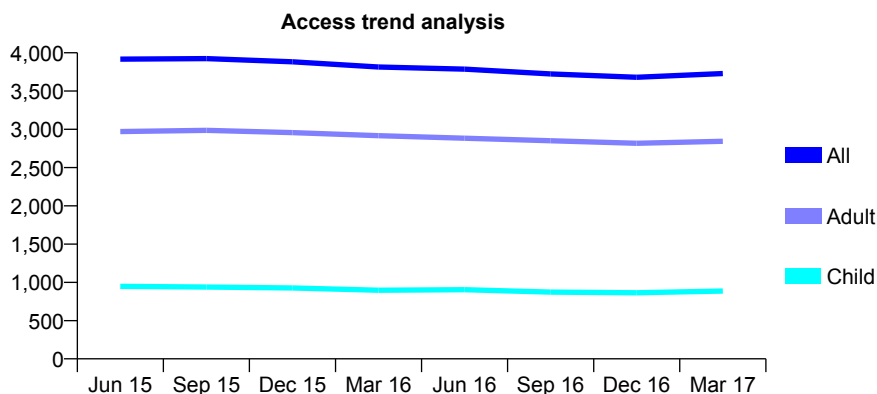
7A4 - Vital Signs At a Glance Contract Report for 140120/0001 - March 2017

Name or company name	JRS Roll Practice Services Limited
Contract type name	GDS Contract
Purpose of contract	General
Contract start date	01/09/2011
Contract end date	

16/17 Contracted general activity (UDA)	11,075
Carry forward general activity (UDA)	-240
16/17 Contracted orthodontic activity (UOA)	0
Carry forward orthodontic activity (UOA)	0
Baseline contract value	£268,722.43

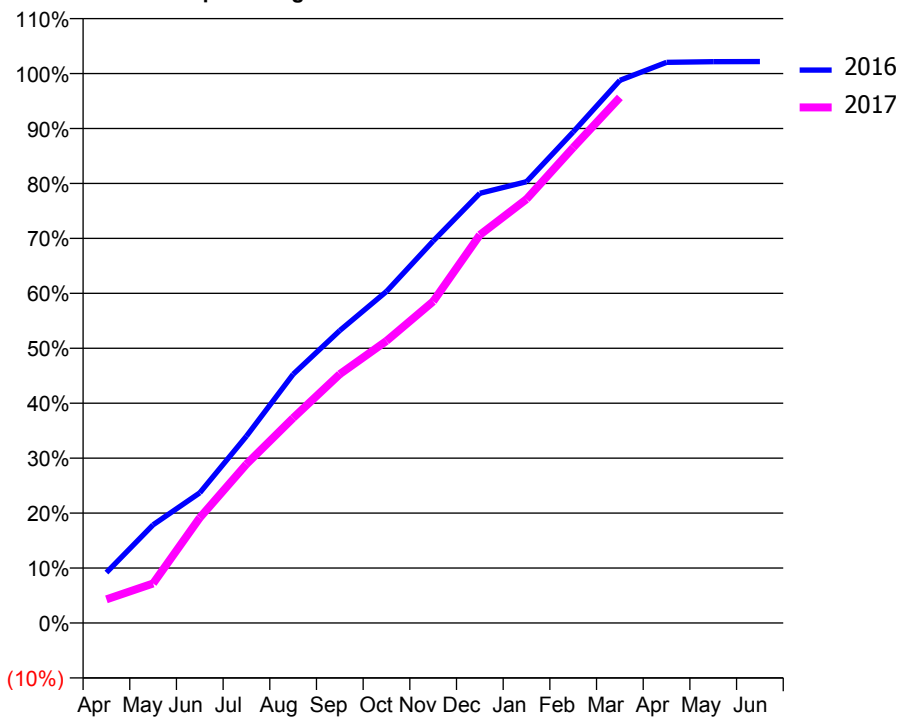
ACCESS*

Patients seen in 24 months	Total	Change since previous quarter
Quarter ending March 2016	3,814	
Quarter ending June 2016	3,787	→
Quarter ending September 2016	3,724	↓
Quarter ending December 2016	3,681	↓
Quarter ending March 2017	3,729	→
Variance since March 2016	(2.2%)	↓



ACTIVITY

Cumulative percentage of contracted UDA delivered 2016 & 2017



Month	Adjusted Scheduled Activity (UDA)	
	2016	2017
April	1,018	478
May	1,979	798
June	2,625	2,122
July	3,766	3,202
August	5,015	4,133
September	5,896	5,016
October	6,683	5,686
November	7,700	6,481
December	8,661	7,823
January	8,895	8,543
February	9,897	9,582
March	10,937	10,594
April	11,300	
May	11,314	
June	11,315	

QUALITY

	Quantity	Base Number	Contract	LHB	Wales
% of FP17s for the same patient ID Re-attending within 3 months - Children	150	1,478	10.1%	9.1%	11.3%
% of FP17s for the same patient ID Re-attending within 3 months - Adults	928	4,836	19.2%	16.4%	16.7%
% of FP17s for the same patient ID Re-attending between 3 & 9 months - Children	829	1,478	56.1%	55.3%	58.0%
% of FP17s for the same patient ID Re-attending between 3 & 9 months - Adults	2,665	4,836	55.1%	52.4%	53.7%
% of FP17s for Band 1 Urgent Courses	453	6,069	7.5%	9.2%	9.0%
% of FP17s Relating to Free Repair or Replacements	13	6,069	0.2%	0.7%	0.7%
% of FP17s Relating to Continuations	40	6,069	0.7%	1.1%	0.9%
% of Patients satisfied with the dentistry they have received	15	16	93.8%	94.3%	93.9%
% of Patients satisfied with the time they had to wait for an appointment	15	16	93.8%	89.5%	88.4%

* This is based on patients treated on this contract for their most recent course of treatment. Figures in italics indicate the base number of FP17s or Patient Questionnaire responses are less than 100. N/A is shown where the base number of responses is less than 10 during the period. % is calculated as Quantity/Base number*100

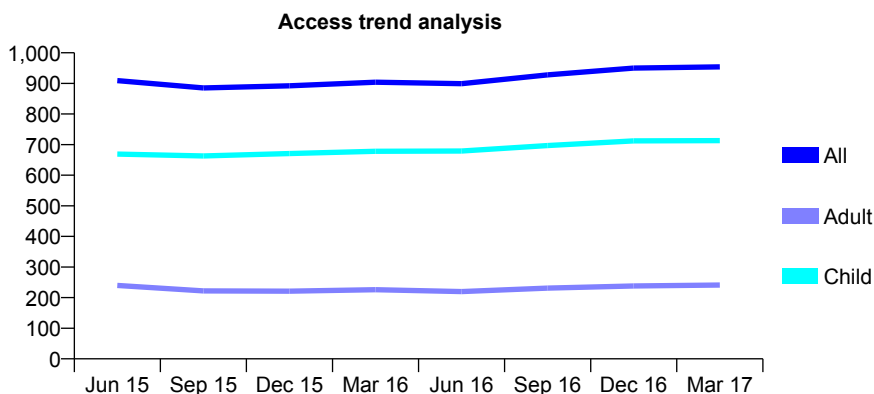
7A4 - Vital Signs At a Glance Contract Report for 140589/0001 - March 2017

Name or company name	Cowbridge Dental Care Limited
Contract type name	GDS Contract
Purpose of contract	General
Contract start date	01/09/2011
Contract end date	

16/17 Contracted general activity (UDA)	1,999
Carry forward general activity (UDA)	-28
16/17 Contracted orthodontic activity (UOA)	0
Carry forward orthodontic activity (UOA)	0
Baseline contract value	£52,696.73

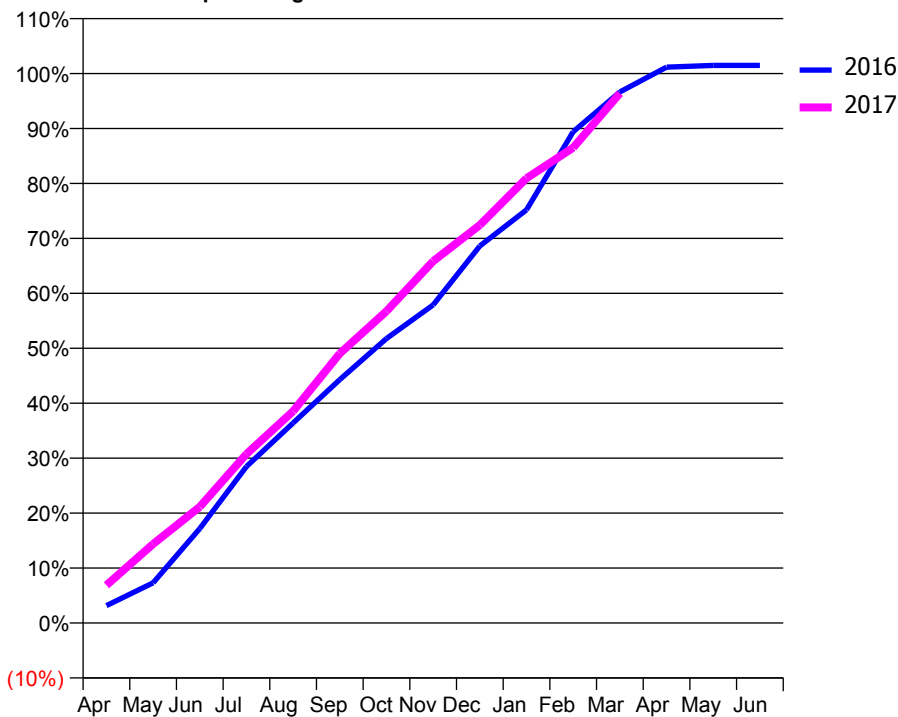
ACCESS*

Patients seen in 24 months	Total	Change since previous quarter
Quarter ending March 2016	904	
Quarter ending June 2016	899	→
Quarter ending September 2016	928	↑
Quarter ending December 2016	950	↑
Quarter ending March 2017	954	→
Variance since March 2016	5.5%	↑



ACTIVITY

Cumulative percentage of contracted UDA delivered 2016 & 2017



Month	Adjusted Scheduled Activity (UDA)	
	2016	2017
April	60	137
May	139	287
June	327	423
July	541	615
August	691	771
September	841	980
October	983	1,134
November	1,099	1,316
December	1,303	1,448
January	1,428	1,618
February	1,698	1,729
March	1,835	1,927
April	1,921	
May	1,927	
June	1,927	

QUALITY

	Quantity	Base Number	Contract	LHB	Wales
% of FP17s for the same patient ID Re-attending within 3 months - Children	106	1,162	9.1%	9.1%	11.3%
% of FP17s for the same patient ID Re-attending within 3 months - Adults	40	264	15.2%	16.4%	16.7%
% of FP17s for the same patient ID Re-attending between 3 & 9 months - Children	687	1,162	59.1%	55.3%	58.0%
% of FP17s for the same patient ID Re-attending between 3 & 9 months - Adults	110	264	41.7%	52.4%	53.7%
% of FP17s for Band 1 Urgent Courses	96	1,365	7.0%	9.2%	9.0%
% of FP17s Relating to Free Repair or Replacements	3	1,365	0.2%	0.7%	0.7%
% of FP17s Relating to Continuations	2	1,365	0.1%	1.1%	0.9%
% of Patients satisfied with the dentistry they have received	3	3	N/A	94.3%	93.9%
% of Patients satisfied with the time they had to wait for an appointment	3	3	N/A	89.5%	88.4%

* This is based on patients treated on this contract for their most recent course of treatment. Figures in italics indicate the base number of FP17s or Patient Questionnaire responses are less than 100. N/A is shown where the base number of responses is less than 10 during the period. % is calculated as Quantity/Base number*100

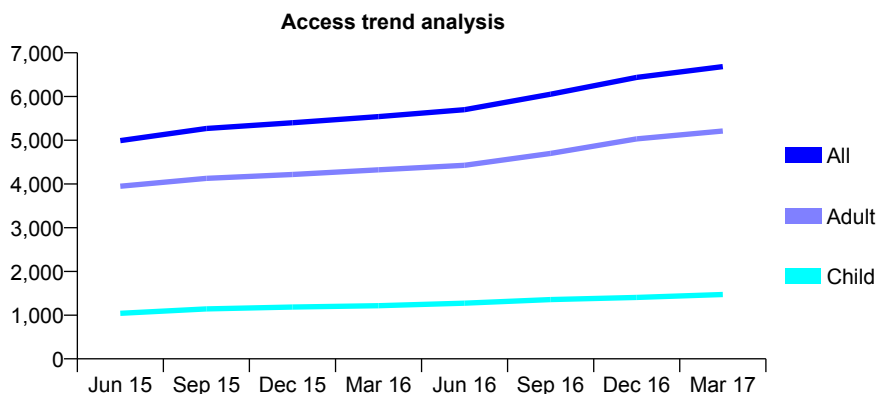
7A4 - Vital Signs At a Glance Contract Report for 140988/0001 - March 2017

Name or company name	Robert Phillips & Timothy Phillips
Contract type name	GDS Contract
Purpose of contract	General
Contract start date	01/10/2010
Contract end date	

16/17 Contracted general activity (UDA)	19,832
Carry forward general activity (UDA)	-122
16/17 Contracted orthodontic activity (UOA)	0
Carry forward orthodontic activity (UOA)	0
Baseline contract value	£420,161.19

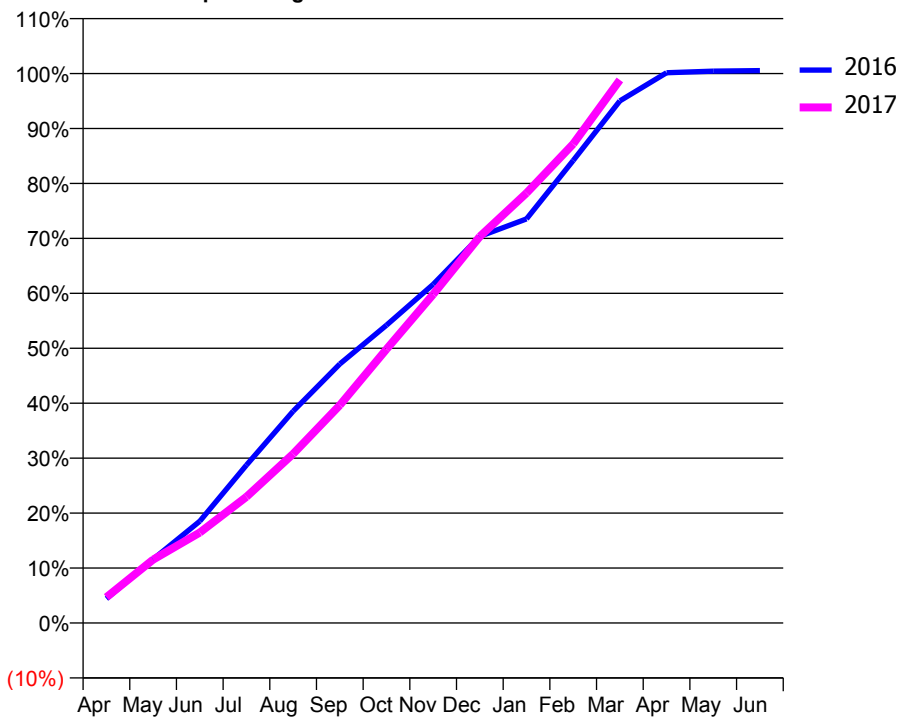
ACCESS*

Patients seen in 24 months	Total	Change since previous quarter
Quarter ending March 2016	5,539	
Quarter ending June 2016	5,699	↑
Quarter ending September 2016	6,054	↑
Quarter ending December 2016	6,437	↑
Quarter ending March 2017	6,683	↑
Variance since March 2016	20.7%	↑



ACTIVITY

Cumulative percentage of contracted UDA delivered 2016 & 2017



Month	Adjusted Scheduled Activity (UDA)	
	2016	2017
April	756	932
May	1,977	2,289
June	3,158	3,265
July	4,897	4,553
August	6,568	6,106
September	8,034	7,860
October	9,238	9,884
November	10,502	11,860
December	11,990	13,951
January	12,531	15,518
February	14,345	17,292
March	16,190	19,600
April	17,064	
May	17,113	
June	17,132	

QUALITY

	Quantity	Base Number	Contract	LHB	Wales
% of FP17s for the same patient ID Re-attending within 3 months - Children	95	1,681	5.7%	9.1%	11.3%
% of FP17s for the same patient ID Re-attending within 3 months - Adults	784	6,117	12.8%	16.4%	16.7%
% of FP17s for the same patient ID Re-attending between 3 & 9 months - Children	603	1,681	35.9%	55.3%	58.0%
% of FP17s for the same patient ID Re-attending between 3 & 9 months - Adults	2,185	6,117	35.7%	52.4%	53.7%
% of FP17s for Band 1 Urgent Courses	610	7,459	8.2%	9.2%	9.0%
% of FP17s Relating to Free Repair or Replacements	22	7,459	0.3%	0.7%	0.7%
% of FP17s Relating to Continuations	109	7,459	1.5%	1.1%	0.9%
% of Patients satisfied with the dentistry they have received	41	42	97.6%	94.3%	93.9%
% of Patients satisfied with the time they had to wait for an appointment	41	42	97.6%	89.5%	88.4%

* This is based on patients treated on this contract for their most recent course of treatment. Figures in italics indicate the base number of FP17s or Patient Questionnaire responses are less than 100. N/A is shown where the base number of responses is less than 10 during the period. % is calculated as Quantity/Base number*100

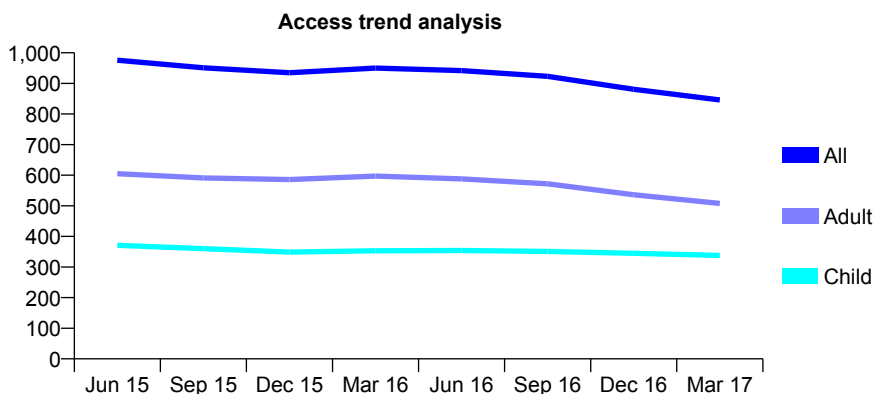
7A4 - Vital Signs At a Glance Contract Report for 142514/0001 - March 2017

Name or company name	RDSK Ltd
Contract type name	GDS Contract
Purpose of contract	General
Contract start date	01/07/2007
Contract end date	

16/17 Contracted general activity (UDA)	2,725
Carry forward general activity (UDA)	0
16/17 Contracted orthodontic activity (UOA)	0
Carry forward orthodontic activity (UOA)	0
Baseline contract value	£59,139.78

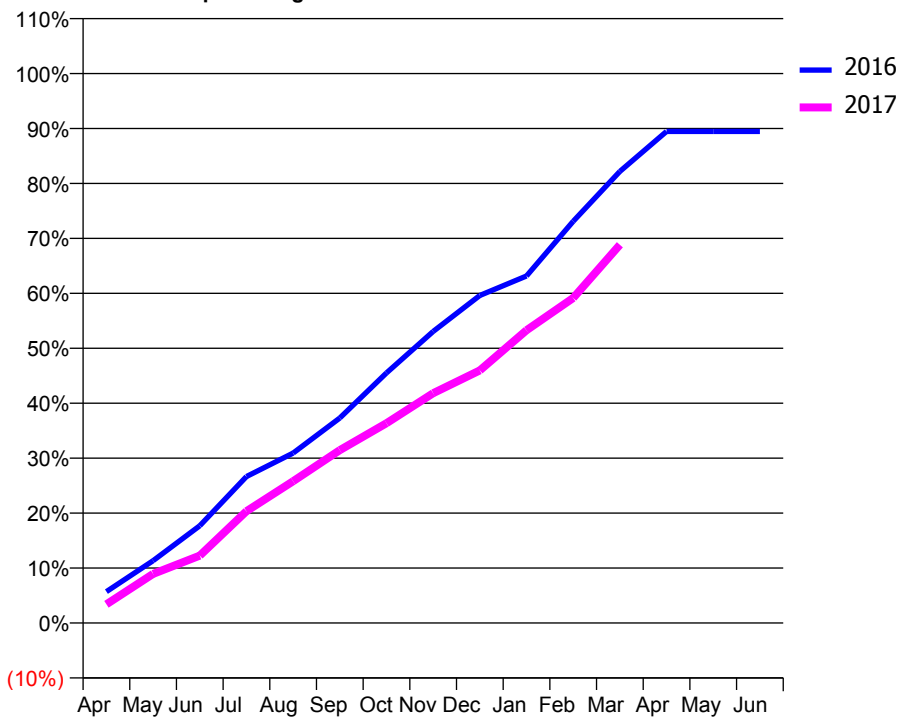
ACCESS*

Patients seen in 24 months	Total	Change since previous quarter
Quarter ending March 2016	950	
Quarter ending June 2016	942	→
Quarter ending September 2016	923	↓
Quarter ending December 2016	881	↓
Quarter ending March 2017	846	↓
Variance since March 2016	(10.9%)	↓



ACTIVITY

Cumulative percentage of contracted UDA delivered 2016 & 2017



Month	Adjusted Scheduled Activity (UDA)	
	2016	2017
April	155	93
May	309	244
June	482	334
July	727	555
August	843	703
September	1,017	858
October	1,240	991
November	1,446	1,140
December	1,624	1,253
January	1,721	1,452
February	1,992	1,612
March	2,239	1,876
April	2,438	
May	2,438	
June	2,438	

QUALITY

	Quantity	Base Number	Contract	LHB	Wales
% of FP17s for the same patient ID Re-attending within 3 months - Children	12	578	2.1%	9.1%	11.3%
% of FP17s for the same patient ID Re-attending within 3 months - Adults	36	612	5.9%	16.4%	16.7%
% of FP17s for the same patient ID Re-attending between 3 & 9 months - Children	385	578	66.6%	55.3%	58.0%
% of FP17s for the same patient ID Re-attending between 3 & 9 months - Adults	353	612	57.7%	52.4%	53.7%
% of FP17s for Band 1 Urgent Courses	28	1,113	2.5%	9.2%	9.0%
% of FP17s Relating to Free Repair or Replacements	0	1,113	0.0%	0.7%	0.7%
% of FP17s Relating to Continuations	0	1,113	0.0%	1.1%	0.9%
% of Patients satisfied with the dentistry they have received	0	0	N/A	94.3%	93.9%
% of Patients satisfied with the time they had to wait for an appointment	0	0	N/A	89.5%	88.4%

* This is based on patients treated on this contract for their most recent course of treatment. Figures in italics indicate the base number of FP17s or Patient Questionnaire responses are less than 100. N/A is shown where the base number of responses is less than 10 during the period. % is calculated as Quantity/Base number*100

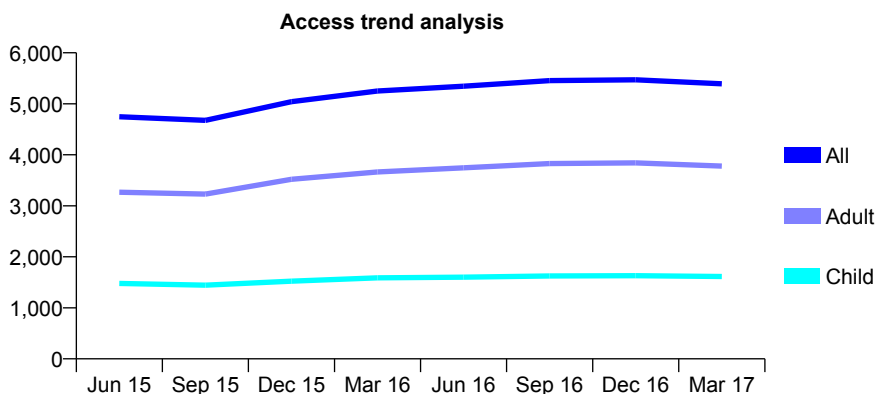
7A4 - Vital Signs At a Glance Contract Report for 151165/0002 - March 2017

Name or company name	Simon Hill Ltd
Contract type name	GDS Contract
Purpose of contract	General
Contract start date	01/09/2010
Contract end date	

16/17 Contracted general activity (UDA)	15,820
Carry forward general activity (UDA)	0
16/17 Contracted orthodontic activity (UOA)	0
Carry forward orthodontic activity (UOA)	0
Baseline contract value	£334,712.81

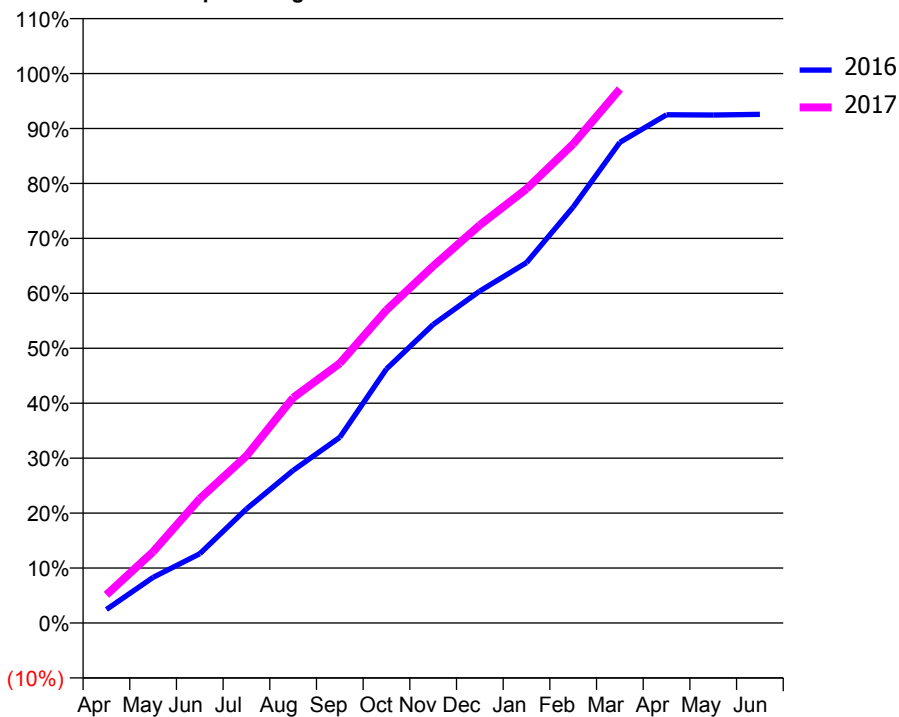
ACCESS*

Patients seen in 24 months	Total	Change since previous quarter
Quarter ending March 2016	5,252	
Quarter ending June 2016	5,345	→
Quarter ending September 2016	5,454	↑
Quarter ending December 2016	5,471	→
Quarter ending March 2017	5,393	↓
Variance since March 2016	2.7%	↑



ACTIVITY

Cumulative percentage of contracted UDA delivered 2016 & 2017



Month	Adjusted Scheduled Activity (UDA)	
	2016	2017
April	388	813
May	1,314	2,051
June	1,995	3,581
July	3,286	4,813
August	4,392	6,487
September	5,346	7,478
October	7,316	9,012
November	8,592	10,274
December	9,556	11,459
January	10,376	12,497
February	11,976	13,792
March	13,837	15,375
April	14,631	
May	14,626	
June	14,645	

QUALITY

	Quantity	Base Number	Contract	LHB	Wales
% of FP17s for the same patient ID Re-attending within 3 months - Children	192	2,438	7.9%	9.1%	11.3%
% of FP17s for the same patient ID Re-attending within 3 months - Adults	614	5,441	11.3%	16.4%	16.7%
% of FP17s for the same patient ID Re-attending between 3 & 9 months - Children	1,403	2,438	57.5%	55.3%	58.0%
% of FP17s for the same patient ID Re-attending between 3 & 9 months - Adults	3,150	5,441	57.9%	52.4%	53.7%
% of FP17s for Band 1 Urgent Courses	413	7,463	5.5%	9.2%	9.0%
% of FP17s Relating to Free Repair or Replacements	78	7,463	1.0%	0.7%	0.7%
% of FP17s Relating to Continuations	4	7,463	0.1%	1.1%	0.9%
% of Patients satisfied with the dentistry they have received	25	27	92.6%	94.3%	93.9%
% of Patients satisfied with the time they had to wait for an appointment	27	27	100.0%	89.5%	88.4%

* This is based on patients treated on this contract for their most recent course of treatment. Figures in italics indicate the base number of FP17s or Patient Questionnaire responses are less than 100. N/A is shown where the base number of responses is less than 10 during the period. % is calculated as Quantity/Base number*100

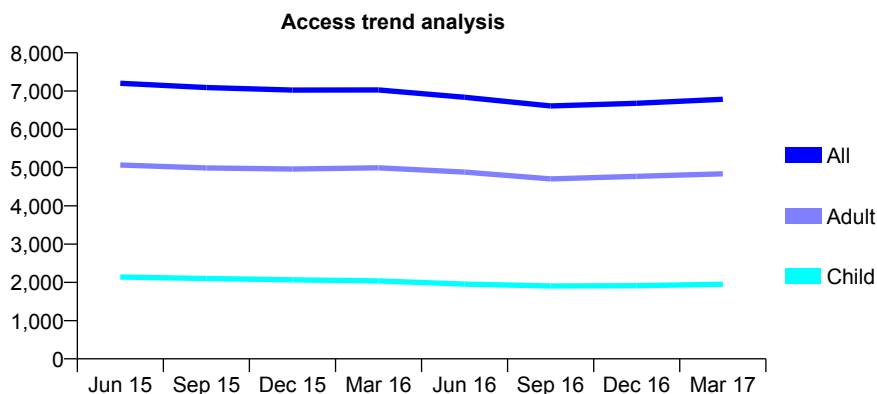
7A4 - Vital Signs At a Glance Contract Report for 154245/0001 - March 2017

Name or company name	Restore Dental Group
Contract type name	GDS Contract
Purpose of contract	General
Contract start date	01/04/2013
Contract end date	

16/17 Contracted general activity (UDA)	25,220
Carry forward general activity (UDA)	1,203
16/17 Contracted orthodontic activity (UOA)	0
Carry forward orthodontic activity (UOA)	0
Baseline contract value	£566,100.58

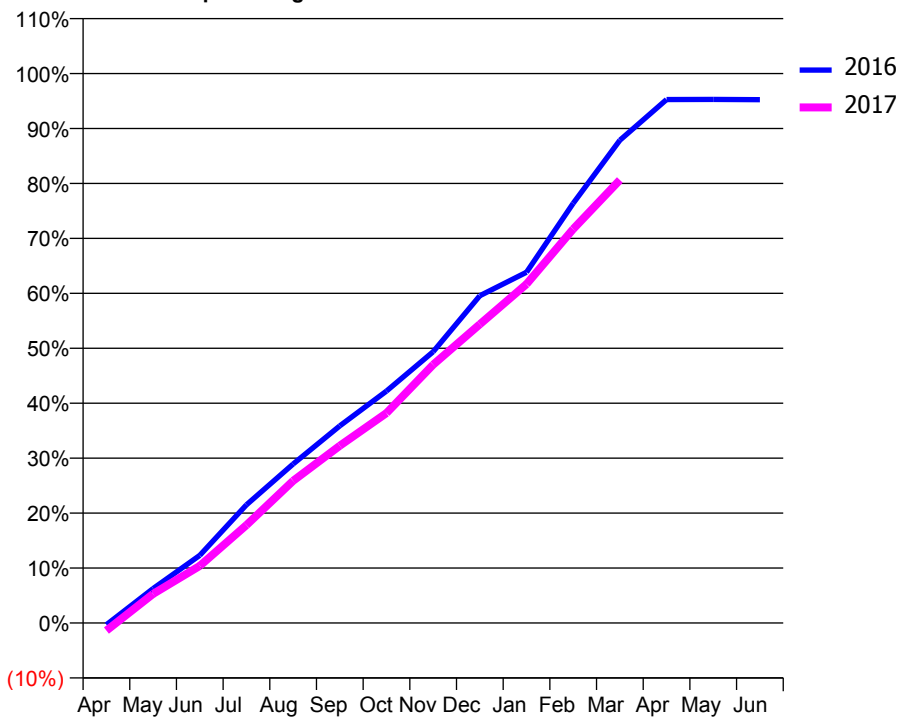
ACCESS*

Patients seen in 24 months	Total	Change since previous quarter
Quarter ending March 2016	7,028	
Quarter ending June 2016	6,836	↓
Quarter ending September 2016	6,610	↓
Quarter ending December 2016	6,682	→
Quarter ending March 2017	6,786	→
Variance since March 2016	(3.4%)	↓



ACTIVITY

Cumulative percentage of contracted UDA delivered 2016 & 2017



Month	Adjusted Scheduled Activity (UDA)	
	2016	2017
April	-84	-352
May	1,583	1,339
June	3,104	2,620
July	5,427	4,493
August	7,301	6,524
September	9,048	8,138
October	10,646	9,639
November	12,449	11,860
December	15,021	13,714
January	16,097	15,555
February	19,266	18,081
March	22,161	20,333
April	24,027	
May	24,030	
June	24,017	

QUALITY

	Quantity	Base Number	Contract	LHB	Wales
% of FP17s for the same patient ID Re-attending within 3 months - Children	214	2,702	7.9%	9.1%	11.3%
% of FP17s for the same patient ID Re-attending within 3 months - Adults	1,348	7,338	18.4%	16.4%	16.7%
% of FP17s for the same patient ID Re-attending between 3 & 9 months - Children	1,456	2,702	53.9%	55.3%	58.0%
% of FP17s for the same patient ID Re-attending between 3 & 9 months - Adults	4,088	7,338	55.7%	52.4%	53.7%
% of FP17s for Band 1 Urgent Courses	802	9,479	8.5%	9.2%	9.0%
% of FP17s Relating to Free Repair or Replacements	117	9,479	1.2%	0.7%	0.7%
% of FP17s Relating to Continuations	234	9,479	2.5%	1.1%	0.9%
% of Patients satisfied with the dentistry they have received	18	18	100.0%	94.3%	93.9%
% of Patients satisfied with the time they had to wait for an appointment	16	18	88.9%	89.5%	88.4%

* This is based on patients treated on this contract for their most recent course of treatment. Figures in italics indicate the base number of FP17s or Patient Questionnaire responses are less than 100. N/A is shown where the base number of responses is less than 10 during the period. % is calculated as Quantity/Base number*100

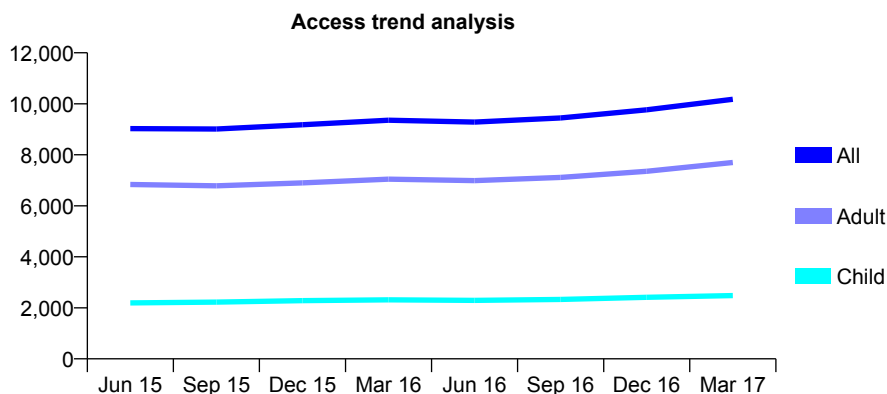
7A4 - Vital Signs At a Glance Contract Report for 154245/0002 - March 2017

Name or company name	Restore Dental Group
Contract type name	GDS Contract
Purpose of contract	General
Contract start date	01/04/2013
Contract end date	

16/17 Contracted general activity (UDA)	31,265
Carry forward general activity (UDA)	0
16/17 Contracted orthodontic activity (UOA)	0
Carry forward orthodontic activity (UOA)	0
Baseline contract value	£758,081.99

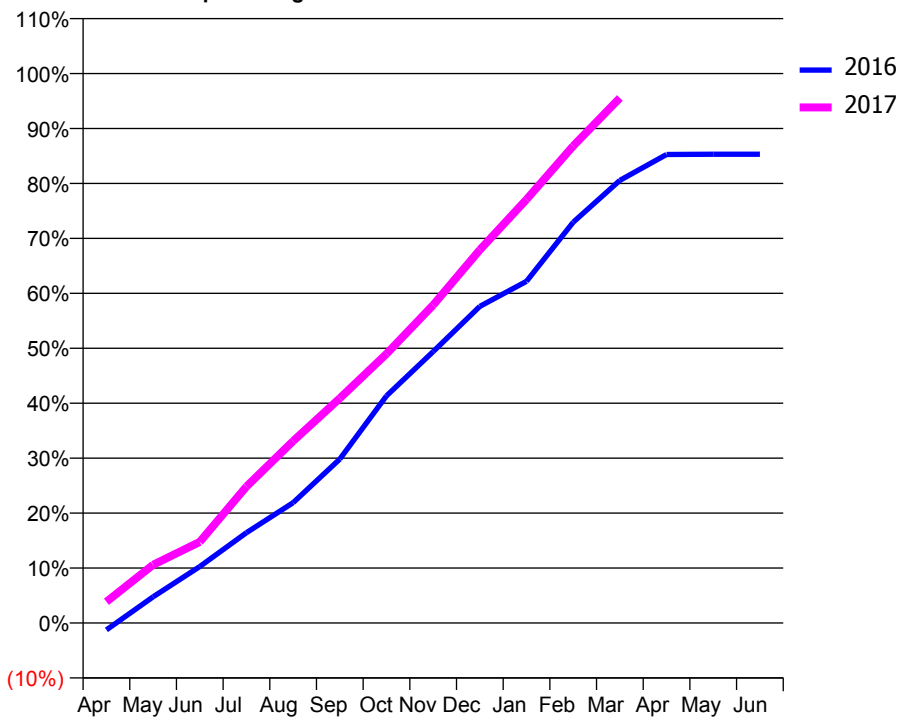
ACCESS*

Patients seen in 24 months	Total	Change since previous quarter
Quarter ending March 2016	9,359	
Quarter ending June 2016	9,283	→
Quarter ending September 2016	9,444	→
Quarter ending December 2016	9,767	↑
Quarter ending March 2017	10,180	↑
Variance since March 2016	8.8%	↑



ACTIVITY

Cumulative percentage of contracted UDA delivered 2016 & 2017



Month	Adjusted Scheduled Activity (UDA)	
	2016	2017
April	-397	1,214
May	1,488	3,309
June	3,210	4,615
July	5,139	7,767
August	6,844	10,351
September	9,331	12,788
October	12,927	15,316
November	15,442	18,088
December	18,014	21,231
January	19,444	24,099
February	22,800	27,142
March	25,183	29,872
April	26,657	
May	26,673	
June	26,673	

QUALITY

	Quantity	Base Number	Contract	LHB	Wales
% of FP17s for the same patient ID Re-attending within 3 months - Children	249	2,990	8.3%	9.1%	11.3%
% of FP17s for the same patient ID Re-attending within 3 months - Adults	1,844	10,168	18.1%	16.4%	16.7%
% of FP17s for the same patient ID Re-attending between 3 & 9 months - Children	1,314	2,990	43.9%	55.3%	58.0%
% of FP17s for the same patient ID Re-attending between 3 & 9 months - Adults	4,563	10,168	44.9%	52.4%	53.7%
% of FP17s for Band 1 Urgent Courses	1,215	12,591	9.6%	9.2%	9.0%
% of FP17s Relating to Free Repair or Replacements	174	12,591	1.4%	0.7%	0.7%
% of FP17s Relating to Continuations	367	12,591	2.9%	1.1%	0.9%
% of Patients satisfied with the dentistry they have received	41	44	93.2%	94.3%	93.9%
% of Patients satisfied with the time they had to wait for an appointment	39	44	88.6%	89.5%	88.4%

* This is based on patients treated on this contract for their most recent course of treatment. Figures in italics indicate the base number of FP17s or Patient Questionnaire responses are less than 100. N/A is shown where the base number of responses is less than 10 during the period. % is calculated as Quantity/Base number*100

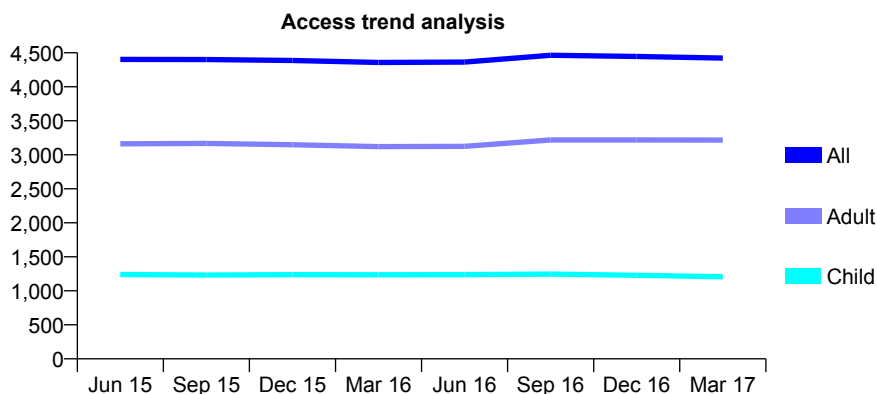
7A4 - Vital Signs At a Glance Contract Report for 154504/0001 - March 2017

Name or company name	Alison Jones Ltd
Contract type name	GDS Contract
Purpose of contract	General
Contract start date	01/08/2013
Contract end date	

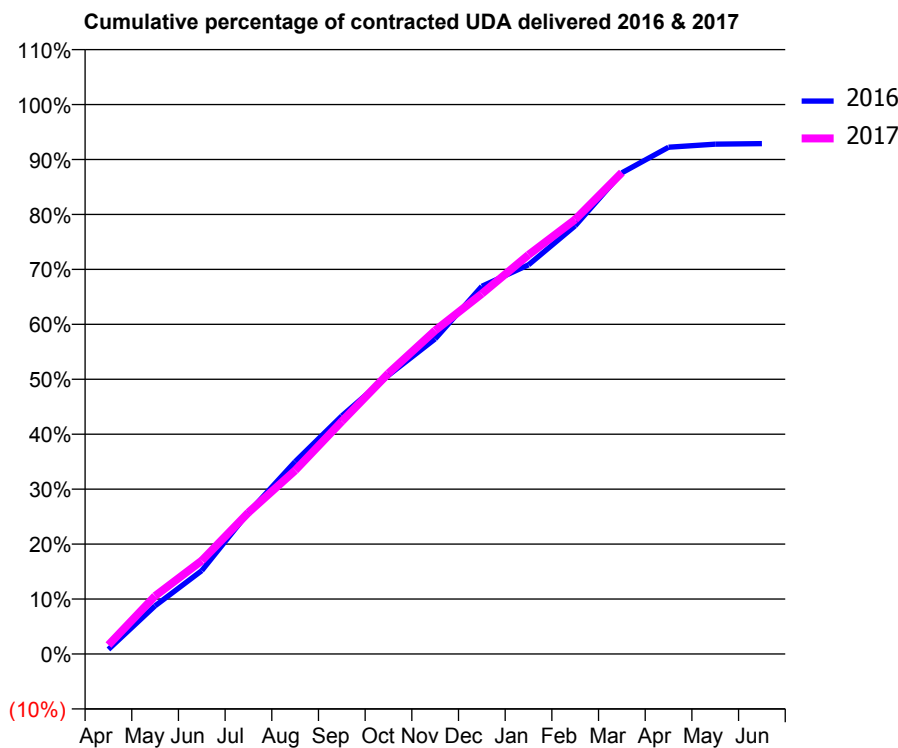
16/17 Contracted general activity (UDA)	14,000
Carry forward general activity (UDA)	0
16/17 Contracted orthodontic activity (UOA)	0
Carry forward orthodontic activity (UOA)	0
Baseline contract value	£320,117.66

ACCESS*

Patients seen in 24 months	Total	Change since previous quarter
Quarter ending March 2016	4,358	
Quarter ending June 2016	4,363	→
Quarter ending September 2016	4,464	↑
Quarter ending December 2016	4,447	→
Quarter ending March 2017	4,423	→
Variance since March 2016	1.5%	→



ACTIVITY



Month	Adjusted Scheduled Activity (UDA)	
	2016	2017
April	125	228
May	1,315	1,480
June	2,276	2,379
July	3,864	3,605
August	5,250	4,678
September	6,500	5,928
October	7,609	7,152
November	8,603	8,242
December	10,037	9,179
January	10,624	10,172
February	11,688	11,070
March	13,134	12,265
April	13,833	
May	13,918	
June	13,934	

QUALITY

	Quantity	Base Number	Contract	LHB	Wales
% of FP17s for the same patient ID Re-attending within 3 months - Children	124	1,665	7.4%	9.1%	11.3%
% of FP17s for the same patient ID Re-attending within 3 months - Adults	817	4,803	17.0%	16.4%	16.7%
% of FP17s for the same patient ID Re-attending between 3 & 9 months - Children	914	1,665	54.9%	55.3%	58.0%
% of FP17s for the same patient ID Re-attending between 3 & 9 months - Adults	2,553	4,803	53.2%	52.4%	53.7%
% of FP17s for Band 1 Urgent Courses	646	6,139	10.5%	9.2%	9.0%
% of FP17s Relating to Free Repair or Replacements	48	6,139	0.8%	0.7%	0.7%
% of FP17s Relating to Continuations	83	6,139	1.4%	1.1%	0.9%
% of Patients satisfied with the dentistry they have received	10	12	83.3%	94.3%	93.9%
% of Patients satisfied with the time they had to wait for an appointment	10	12	83.3%	89.5%	88.4%

* This is based on patients treated on this contract for their most recent course of treatment. Figures in italics indicate the base number of FP17s or Patient Questionnaire responses are less than 100. N/A is shown where the base number of responses is less than 10 during the period. % is calculated as Quantity/Base number*100

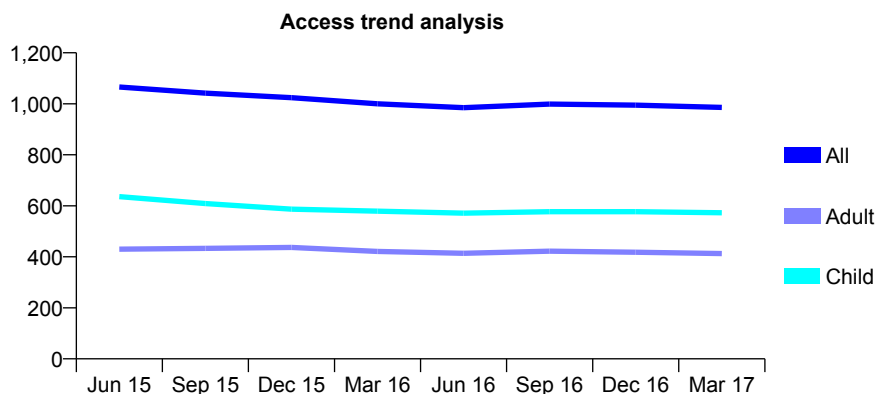
7A4 - Vital Signs At a Glance Contract Report for 154504/0002 - March 2017

Name or company name	Alison Jones Ltd
Contract type name	GDS Contract
Purpose of contract	General
Contract start date	01/08/2013
Contract end date	

16/17 Contracted general activity (UDA)	2,670
Carry forward general activity (UDA)	0
16/17 Contracted orthodontic activity (UOA)	0
Carry forward orthodontic activity (UOA)	0
Baseline contract value	£67,823.26

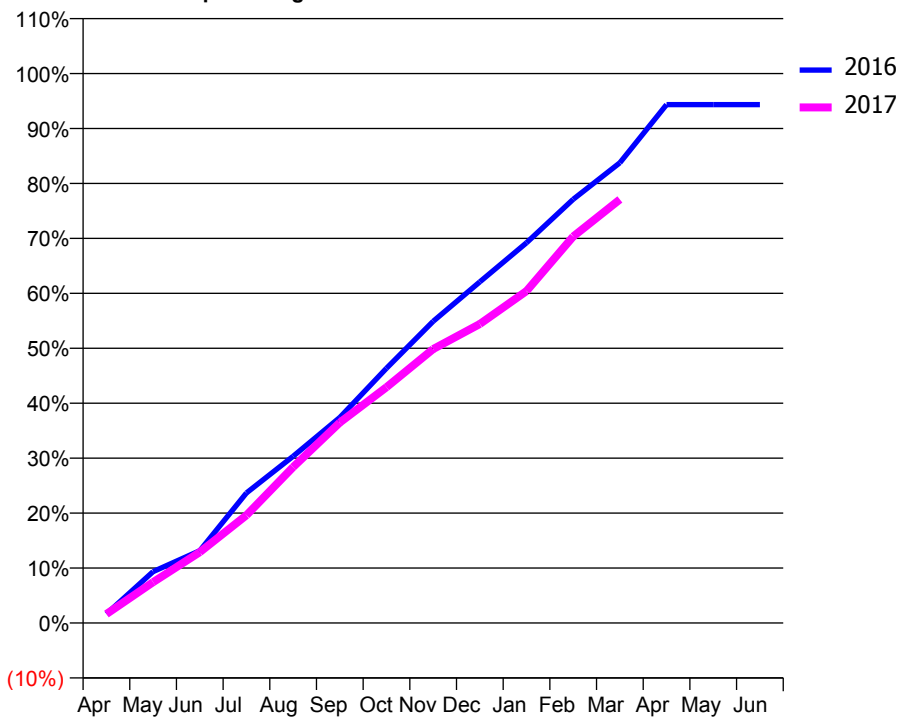
ACCESS*

Patients seen in 24 months	Total	Change since previous quarter
Quarter ending March 2016	1,000	
Quarter ending June 2016	985	↓
Quarter ending September 2016	999	→
Quarter ending December 2016	995	→
Quarter ending March 2017	986	→
Variance since March 2016	(1.4%)	↓



ACTIVITY

Cumulative percentage of contracted UDA delivered 2016 & 2017



Month	Adjusted Scheduled Activity (UDA)	
	2016	2017
April	44	44
May	250	198
June	352	344
July	632	524
August	810	758
September	999	974
October	1,238	1,146
November	1,466	1,331
December	1,657	1,453
January	1,848	1,613
February	2,059	1,878
March	2,236	2,058
April	2,519	
May	2,519	
June	2,519	

QUALITY

	Quantity	Base Number	Contract	LHB	Wales
% of FP17s for the same patient ID Re-attending within 3 months - Children	49	813	6.0%	9.1%	11.3%
% of FP17s for the same patient ID Re-attending within 3 months - Adults	108	491	22.0%	16.4%	16.7%
% of FP17s for the same patient ID Re-attending between 3 & 9 months - Children	501	813	61.6%	55.3%	58.0%
% of FP17s for the same patient ID Re-attending between 3 & 9 months - Adults	245	491	49.9%	52.4%	53.7%
% of FP17s for Band 1 Urgent Courses	80	1,195	6.7%	9.2%	9.0%
% of FP17s Relating to Free Repair or Replacements	1	1,195	0.1%	0.7%	0.7%
% of FP17s Relating to Continuations	7	1,195	0.6%	1.1%	0.9%
% of Patients satisfied with the dentistry they have received	2	3	N/A	94.3%	93.9%
% of Patients satisfied with the time they had to wait for an appointment	2	3	N/A	89.5%	88.4%

* This is based on patients treated on this contract for their most recent course of treatment. Figures in italics indicate the base number of FP17s or Patient Questionnaire responses are less than 100. N/A is shown where the base number of responses is less than 10 during the period. % is calculated as Quantity/Base number*100

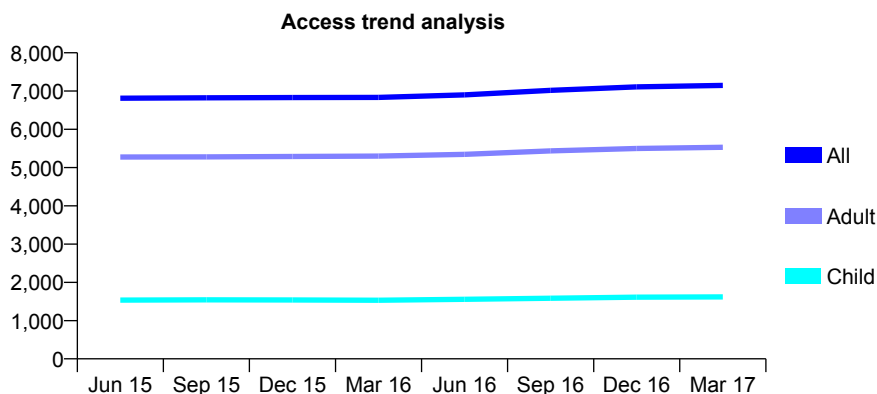
7A4 - Vital Signs At a Glance Contract Report for 157481/0001 - March 2017

Name or company name	Birchwood Health Ltd
Contract type name	GDS Contract
Purpose of contract	General
Contract start date	01/09/2009
Contract end date	

16/17 Contracted general activity (UDA)	26,295
Carry forward general activity (UDA)	815
16/17 Contracted orthodontic activity (UOA)	0
Carry forward orthodontic activity (UOA)	0
Baseline contract value	£590,632.14

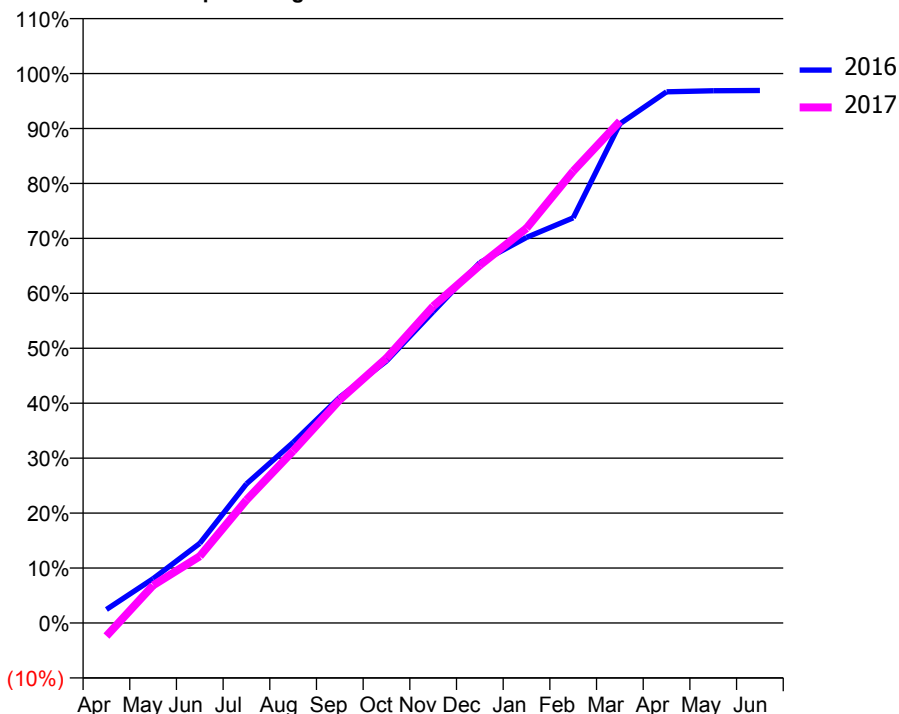
ACCESS*

Patients seen in 24 months	Total	Change since previous quarter
Quarter ending March 2016	6,833	
Quarter ending June 2016	6,901	→
Quarter ending September 2016	7,019	→
Quarter ending December 2016	7,111	→
Quarter ending March 2017	7,149	→
Variance since March 2016	4.6%	↑



ACTIVITY

Cumulative percentage of contracted UDA delivered 2016 & 2017



Month	Adjusted Scheduled Activity (UDA)	
	2016	2017
April	648	-629
May	2,124	1,801
June	3,812	3,194
July	6,658	5,884
August	8,641	8,235
September	10,806	10,683
October	12,535	12,673
November	14,899	15,161
December	17,243	17,118
January	18,449	18,889
February	19,388	21,625
March	23,885	24,009
April	25,420	
May	25,472	
June	25,480	

QUALITY

	Quantity	Base Number	Contract	LHB	Wales
% of FP17s for the same patient ID Re-attending within 3 months - Children	247	2,373	10.4%	9.1%	11.3%
% of FP17s for the same patient ID Re-attending within 3 months - Adults	1,889	8,863	21.3%	16.4%	16.7%
% of FP17s for the same patient ID Re-attending between 3 & 9 months - Children	1,217	2,373	51.3%	55.3%	58.0%
% of FP17s for the same patient ID Re-attending between 3 & 9 months - Adults	4,422	8,863	49.9%	52.4%	53.7%
% of FP17s for Band 1 Urgent Courses	1,184	10,624	11.1%	9.2%	9.0%
% of FP17s Relating to Free Repair or Replacements	181	10,624	1.7%	0.7%	0.7%
% of FP17s Relating to Continuations	149	10,624	1.4%	1.1%	0.9%
% of Patients satisfied with the dentistry they have received	36	39	92.3%	94.3%	93.9%
% of Patients satisfied with the time they had to wait for an appointment	35	39	89.7%	89.5%	88.4%

* This is based on patients treated on this contract for their most recent course of treatment. Figures in italics indicate the base number of FP17s or Patient Questionnaire responses are less than 100. N/A is shown where the base number of responses is less than 10 during the period. % is calculated as Quantity/Base number*100

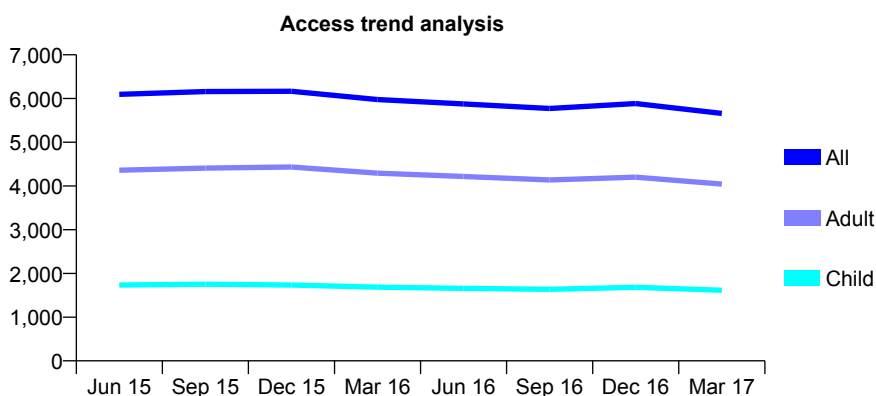
7A4 - Vital Signs At a Glance Contract Report for 158194/0014 - March 2017

Name or company name	Denticare Ltd
Contract type name	GDS Contract
Purpose of contract	General
Contract start date	06/01/2007
Contract end date	

16/17 Contracted general activity (UDA)	17,966
Carry forward general activity (UDA)	262
16/17 Contracted orthodontic activity (UOA)	0
Carry forward orthodontic activity (UOA)	0
Baseline contract value	£434,340.42

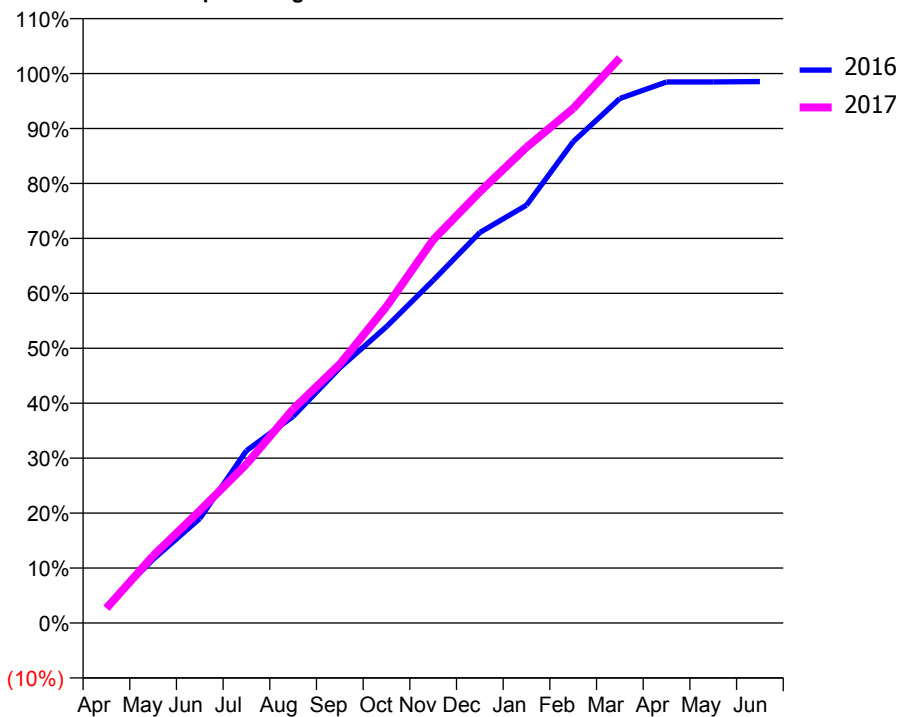
ACCESS*

Patients seen in 24 months	Total	Change since previous quarter
Quarter ending March 2016	5,978	
Quarter ending June 2016	5,875	↓
Quarter ending September 2016	5,773	↓
Quarter ending December 2016	5,885	→
Quarter ending March 2017	5,658	↓
Variance since March 2016	(5.4%)	↓



ACTIVITY

Cumulative percentage of contracted UDA delivered 2016 & 2017



Month	Adjusted Scheduled Activity (UDA)	
	2016	2017
April	543	483
May	2,083	2,199
June	3,416	3,672
July	5,637	5,195
August	6,753	6,996
September	8,341	8,466
October	9,688	10,347
November	11,203	12,529
December	12,768	14,096
January	13,664	15,551
February	15,738	16,821
March	17,148	18,473
April	17,691	
May	17,691	
June	17,704	

QUALITY

	Quantity	Base Number	Contract	LHB	Wales
% of FP17s for the same patient ID Re-attending within 3 months - Children	133	2,068	6.4%	9.1%	11.3%
% of FP17s for the same patient ID Re-attending within 3 months - Adults	698	5,361	13.0%	16.4%	16.7%
% of FP17s for the same patient ID Re-attending between 3 & 9 months - Children	1,016	2,068	49.1%	55.3%	58.0%
% of FP17s for the same patient ID Re-attending between 3 & 9 months - Adults	2,780	5,361	51.9%	52.4%	53.7%
% of FP17s for Band 1 Urgent Courses	631	7,208	8.8%	9.2%	9.0%
% of FP17s Relating to Free Repair or Replacements	21	7,208	0.3%	0.7%	0.7%
% of FP17s Relating to Continuations	29	7,208	0.4%	1.1%	0.9%
% of Patients satisfied with the dentistry they have received	12	13	92.3%	94.3%	93.9%
% of Patients satisfied with the time they had to wait for an appointment	10	13	76.9%	89.5%	88.4%

* This is based on patients treated on this contract for their most recent course of treatment. Figures in italics indicate the base number of FP17s or Patient Questionnaire responses are less than 100. N/A is shown where the base number of responses is less than 10 during the period. % is calculated as Quantity/Base number*100

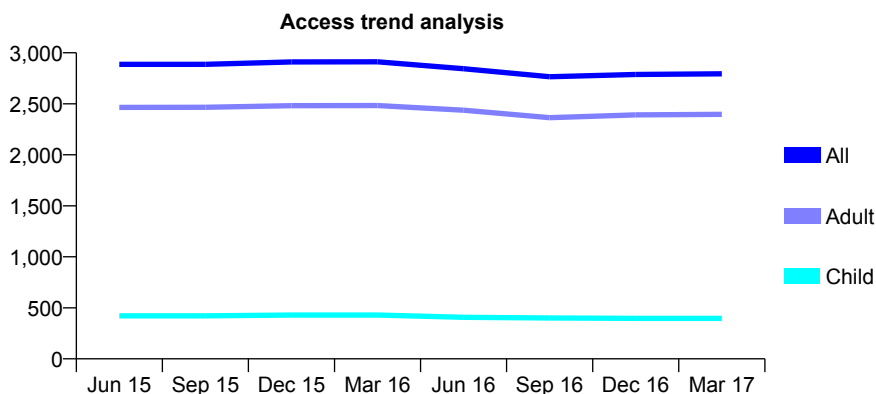
7A4 - Vital Signs At a Glance Contract Report for 158194/0020 - March 2017

Name or company name	Denticare Ltd
Contract type name	GDS Contract
Purpose of contract	General
Contract start date	01/05/2008
Contract end date	

16/17 Contracted general activity (UDA)	12,620
Carry forward general activity (UDA)	0
16/17 Contracted orthodontic activity (UOA)	0
Carry forward orthodontic activity (UOA)	0
Baseline contract value	£303,043.66

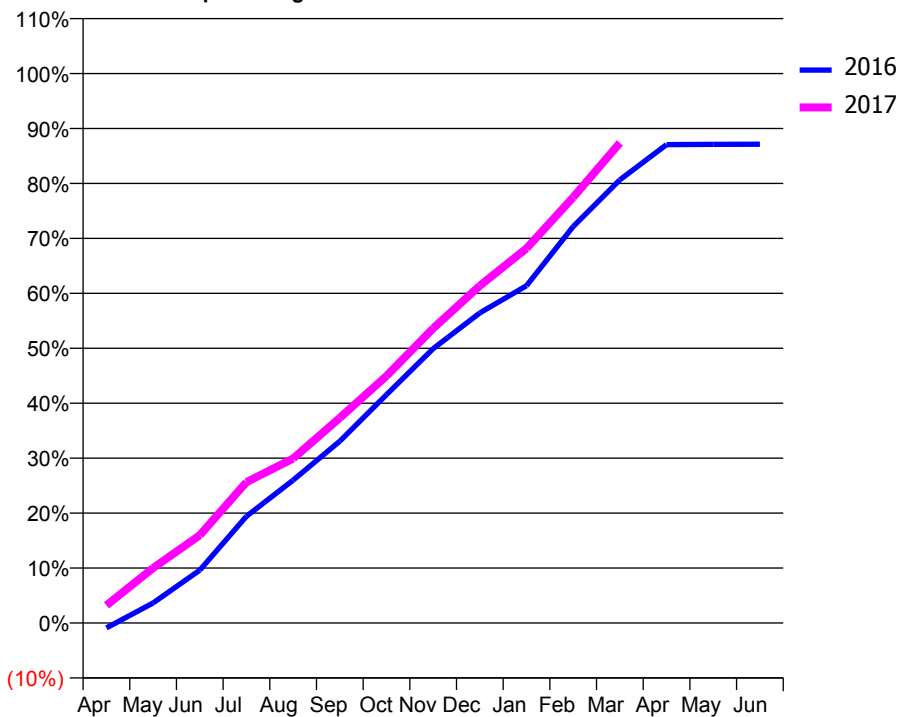
ACCESS*

Patients seen in 24 months	Total	Change since previous quarter
Quarter ending March 2016	2,912	
Quarter ending June 2016	2,844	↓
Quarter ending September 2016	2,765	↓
Quarter ending December 2016	2,788	→
Quarter ending March 2017	2,794	→
Variance since March 2016	(4.1%)	↓



ACTIVITY

Cumulative percentage of contracted UDA delivered 2016 & 2017



Month	Adjusted Scheduled Activity (UDA)	
	2016	2017
April	-116	405
May	462	1,262
June	1,213	2,018
July	2,450	3,235
August	3,282	3,779
September	4,175	4,712
October	5,243	5,673
November	6,300	6,766
December	7,122	7,747
January	7,747	8,605
February	9,107	9,777
March	10,179	11,027
April	10,986	
May	10,994	
June	10,995	

QUALITY

	Quantity	Base Number	Contract	LHB	Wales
% of FP17s for the same patient ID Re-attending within 3 months - Children	39	559	7.0%	9.1%	11.3%
% of FP17s for the same patient ID Re-attending within 3 months - Adults	378	3,271	11.6%	16.4%	16.7%
% of FP17s for the same patient ID Re-attending between 3 & 9 months - Children	314	559	56.2%	55.3%	58.0%
% of FP17s for the same patient ID Re-attending between 3 & 9 months - Adults	1,969	3,271	60.2%	52.4%	53.7%
% of FP17s for Band 1 Urgent Courses	195	3,562	5.5%	9.2%	9.0%
% of FP17s Relating to Free Repair or Replacements	3	3,562	0.1%	0.7%	0.7%
% of FP17s Relating to Continuations	45	3,562	1.3%	1.1%	0.9%
% of Patients satisfied with the dentistry they have received	8	10	80.0%	94.3%	93.9%
% of Patients satisfied with the time they had to wait for an appointment	9	10	90.0%	89.5%	88.4%

* This is based on patients treated on this contract for their most recent course of treatment. Figures in italics indicate the base number of FP17s or Patient Questionnaire responses are less than 100. N/A is shown where the base number of responses is less than 10 during the period. % is calculated as Quantity/Base number*100

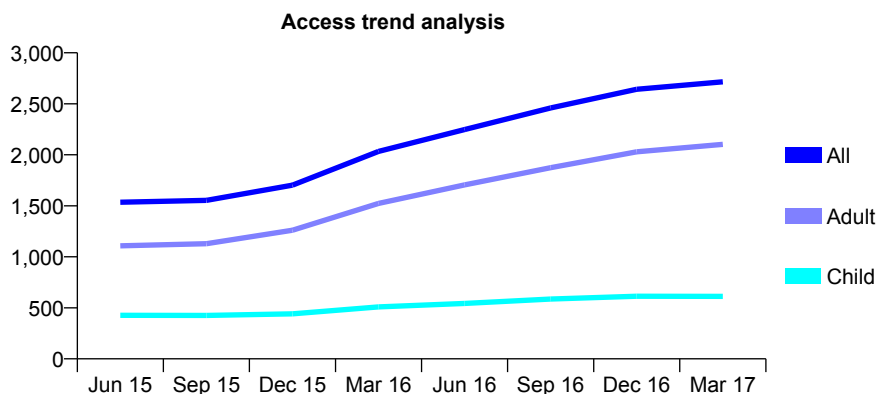
7A4 - Vital Signs At a Glance Contract Report for 158194/0027 - March 2017

Name or company name	Denticare Ltd
Contract type name	GDS Contract
Purpose of contract	General
Contract start date	01/04/2011
Contract end date	

16/17 Contracted general activity (UDA)	7,010
Carry forward general activity (UDA)	0
16/17 Contracted orthodontic activity (UOA)	0
Carry forward orthodontic activity (UOA)	0
Baseline contract value	£168,878.06

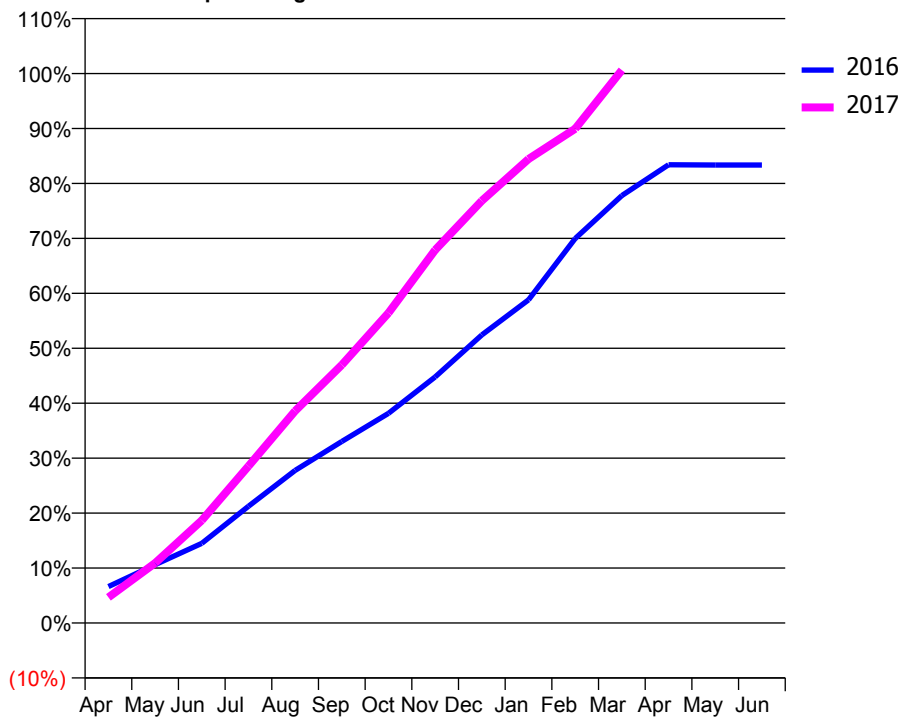
ACCESS*

Patients seen in 24 months	Total	Change since previous quarter
Quarter ending March 2016	2,033	
Quarter ending June 2016	2,248	↑
Quarter ending September 2016	2,460	↑
Quarter ending December 2016	2,643	↑
Quarter ending March 2017	2,716	↑
Variance since March 2016	33.6%	↑



ACTIVITY

Cumulative percentage of contracted UDA delivered 2016 & 2017



Month	Adjusted Scheduled Activity (UDA)	
	2016	2017
April	466	328
May	744	764
June	1,016	1,309
July	1,489	2,001
August	1,947	2,706
September	2,317	3,292
October	2,675	3,956
November	3,139	4,759
December	3,676	5,386
January	4,123	5,918
February	4,905	6,306
March	5,453	7,054
April	5,846	
May	5,842	
June	5,842	

QUALITY

	Quantity	Base Number	Contract	LHB	Wales
% of FP17s for the same patient ID Re-attending within 3 months - Children	59	897	6.6%	9.1%	11.3%
% of FP17s for the same patient ID Re-attending within 3 months - Adults	398	3,074	12.9%	16.4%	16.7%
% of FP17s for the same patient ID Re-attending between 3 & 9 months - Children	502	897	56.0%	55.3%	58.0%
% of FP17s for the same patient ID Re-attending between 3 & 9 months - Adults	1,581	3,074	51.4%	52.4%	53.7%
% of FP17s for Band 1 Urgent Courses	281	3,800	7.4%	9.2%	9.0%
% of FP17s Relating to Free Repair or Replacements	4	3,800	0.1%	0.7%	0.7%
% of FP17s Relating to Continuations	51	3,800	1.3%	1.1%	0.9%
% of Patients satisfied with the dentistry they have received	15	15	100.0%	94.3%	93.9%
% of Patients satisfied with the time they had to wait for an appointment	13	15	86.7%	89.5%	88.4%

* This is based on patients treated on this contract for their most recent course of treatment. Figures in italics indicate the base number of FP17s or Patient Questionnaire responses are less than 100. N/A is shown where the base number of responses is less than 10 during the period. % is calculated as Quantity/Base number*100

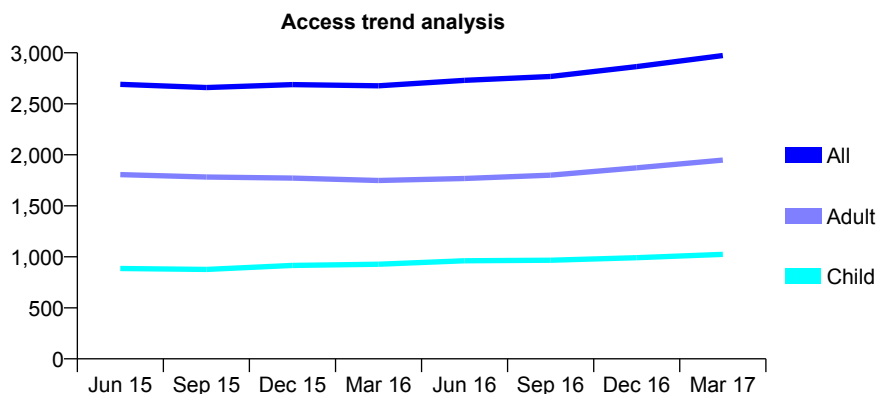
7A4 - Vital Signs At a Glance Contract Report for 158429/0001 - March 2017

Name or company name	PD Care Limited
Contract type name	GDS Contract
Purpose of contract	General
Contract start date	01/10/2011
Contract end date	

16/17 Contracted general activity (UDA)	10,160
Carry forward general activity (UDA)	23
16/17 Contracted orthodontic activity (UOA)	0
Carry forward orthodontic activity (UOA)	0
Baseline contract value	£244,801.62

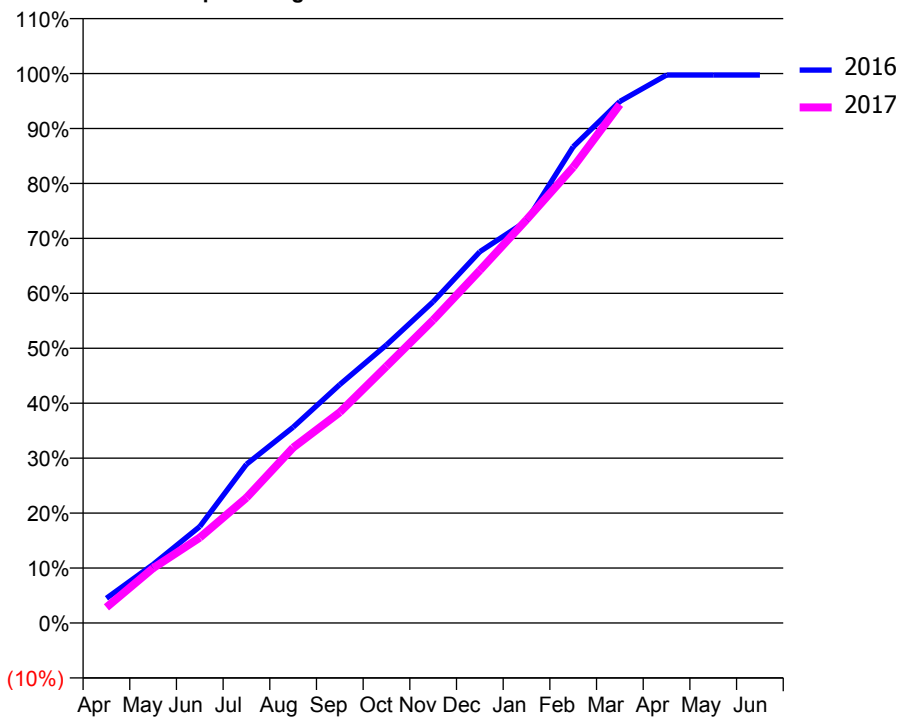
ACCESS*

Patients seen in 24 months	Total	Change since previous quarter
Quarter ending March 2016	2,677	
Quarter ending June 2016	2,730	→
Quarter ending September 2016	2,768	→
Quarter ending December 2016	2,865	↑
Quarter ending March 2017	2,973	↑
Variance since March 2016	11.1%	↑



ACTIVITY

Cumulative percentage of contracted UDA delivered 2016 & 2017



Month	Adjusted Scheduled Activity (UDA)	
	2016	2017
April	368	291
May	875	1,014
June	1,440	1,580
July	2,367	2,317
August	2,921	3,242
September	3,557	3,898
October	4,147	4,748
November	4,793	5,602
December	5,537	6,520
January	5,996	7,456
February	7,103	8,429
March	7,779	9,586
April	8,173	
May	8,173	
June	8,173	

QUALITY

	Quantity	Base Number	Contract	LHB	Wales
% of FP17s for the same patient ID Re-attending within 3 months - Children	110	1,685	6.5%	9.1%	11.3%
% of FP17s for the same patient ID Re-attending within 3 months - Adults	488	3,219	15.2%	16.4%	16.7%
% of FP17s for the same patient ID Re-attending between 3 & 9 months - Children	1,113	1,685	66.1%	55.3%	58.0%
% of FP17s for the same patient ID Re-attending between 3 & 9 months - Adults	1,891	3,219	58.7%	52.4%	53.7%
% of FP17s for Band 1 Urgent Courses	211	4,773	4.4%	9.2%	9.0%
% of FP17s Relating to Free Repair or Replacements	23	4,773	0.5%	0.7%	0.7%
% of FP17s Relating to Continuations	56	4,773	1.2%	1.1%	0.9%
% of Patients satisfied with the dentistry they have received	73	76	96.1%	94.3%	93.9%
% of Patients satisfied with the time they had to wait for an appointment	69	76	90.8%	89.5%	88.4%

* This is based on patients treated on this contract for their most recent course of treatment. Figures in italics indicate the base number of FP17s or Patient Questionnaire responses are less than 100. N/A is shown where the base number of responses is less than 10 during the period. % is calculated as Quantity/Base number*100

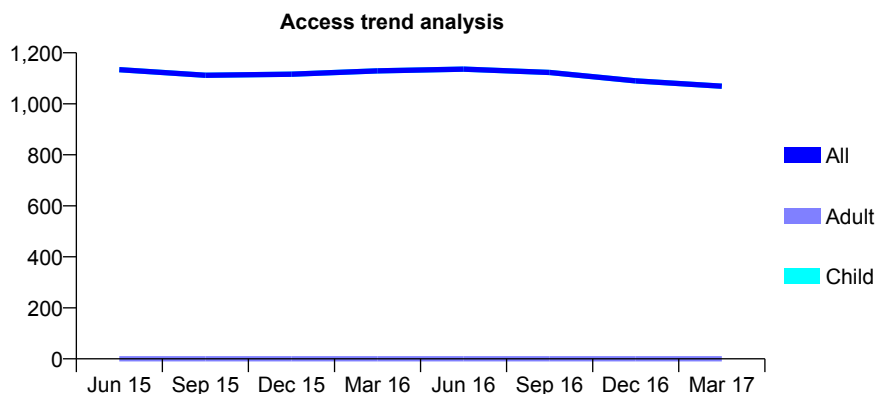
7A4 - Vital Signs At a Glance Contract Report for 159573/0001 - March 2017

Name or company name	S M Clark Limited
Contract type name	GDS Contract
Purpose of contract	General
Contract start date	01/11/2012
Contract end date	

16/17 Contracted general activity (UDA)	2,315
Carry forward general activity (UDA)	-116
16/17 Contracted orthodontic activity (UOA)	0
Carry forward orthodontic activity (UOA)	0
Baseline contract value	£54,110.95

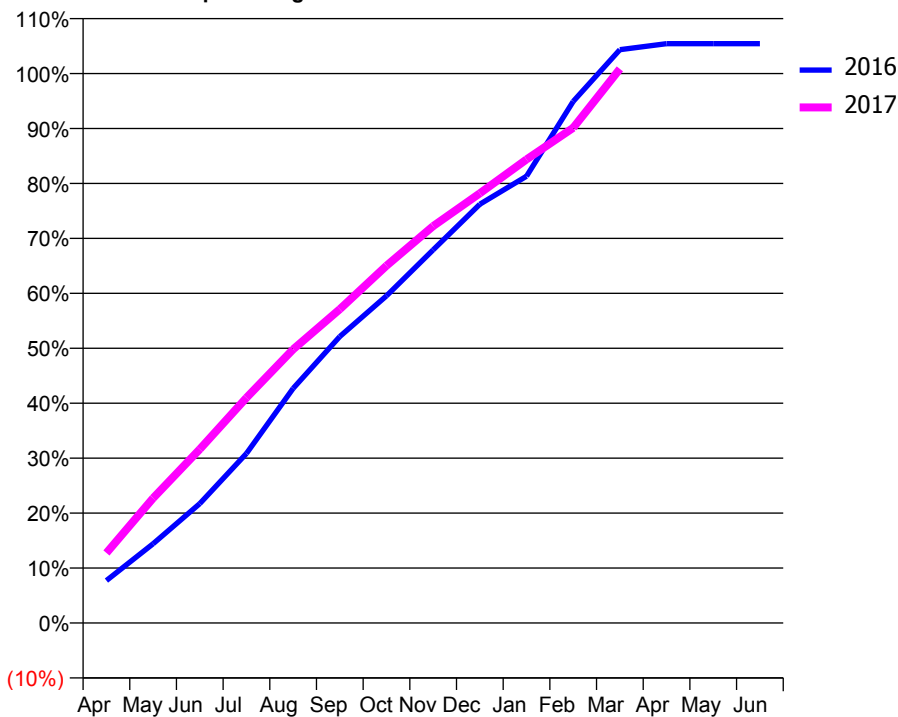
ACCESS*

Patients seen in 24 months	Total	Change since previous quarter
Quarter ending March 2016	1,129	
Quarter ending June 2016	1,136	→
Quarter ending September 2016	1,123	↓
Quarter ending December 2016	1,090	↓
Quarter ending March 2017	1,069	↓
Variance since March 2016	(5.3%)	↓



ACTIVITY

Cumulative percentage of contracted UDA delivered 2016 & 2017



QUALITY

	Quantity	Base Number	Contract	LHB	Wales
% of FP17s for the same patient ID Re-attending within 3 months - Children	46	1,713	2.7%	9.1%	11.3%
% of FP17s for the same patient ID Re-attending within 3 months - Adults	0	0	N/A	16.4%	16.7%
% of FP17s for the same patient ID Re-attending between 3 & 9 months - Children	1,311	1,713	76.5%	55.3%	58.0%
% of FP17s for the same patient ID Re-attending between 3 & 9 months - Adults	0	0	N/A	52.4%	53.7%
% of FP17s for Band 1 Urgent Courses	1	1,696	0.1%	9.2%	9.0%
% of FP17s Relating to Free Repair or Replacements	0	1,696	0.0%	0.7%	0.7%
% of FP17s Relating to Continuations	0	1,696	0.0%	1.1%	0.9%
% of Patients satisfied with the dentistry they have received	2	2	N/A	94.3%	93.9%
% of Patients satisfied with the time they had to wait for an appointment	2	2	N/A	89.5%	88.4%

* This is based on patients treated on this contract for their most recent course of treatment. Figures in italics indicate the base number of FP17s or Patient Questionnaire responses are less than 100. N/A is shown where the base number of responses is less than 10 during the period. % is calculated as Quantity/Base number*100

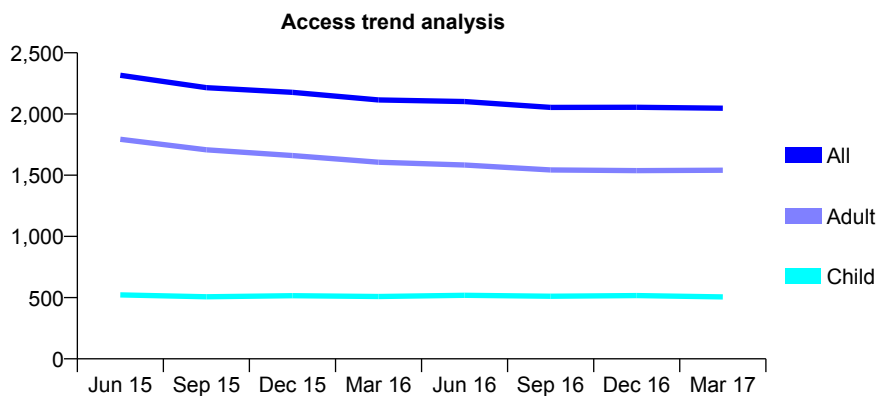
7A4 - Vital Signs At a Glance Contract Report for 161594/0001 - March 2017

Name or company name	Advance Dental Care Ltd
Contract type name	GDS Contract
Purpose of contract	General
Contract start date	16/06/2008
Contract end date	

16/17 Contracted general activity (UDA)	10,500
Carry forward general activity (UDA)	0
16/17 Contracted orthodontic activity (UOA)	0
Carry forward orthodontic activity (UOA)	0
Baseline contract value	£253,655.76

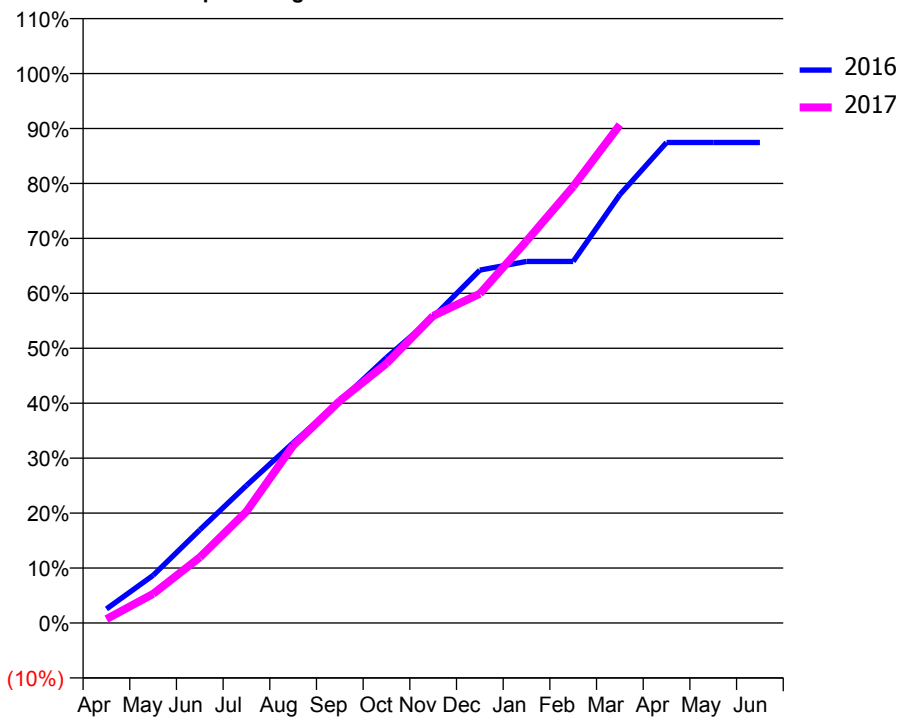
ACCESS*

Patients seen in 24 months	Total	Change since previous quarter
Quarter ending March 2016	2,115	
Quarter ending June 2016	2,102	→
Quarter ending September 2016	2,054	↓
Quarter ending December 2016	2,055	→
Quarter ending March 2017	2,047	→
Variance since March 2016	(3.2%)	↓



ACTIVITY

Cumulative percentage of contracted UDA delivered 2016 & 2017



Month	Adjusted Scheduled Activity (UDA)	
	2016	2017
April	270	74
May	912	557
June	1,781	1,255
July	2,628	2,132
August	3,444	3,389
September	4,239	4,245
October	5,071	4,959
November	5,846	5,869
December	6,744	6,292
January	6,910	7,299
February	6,910	8,340
March	8,185	9,521
April	9,181	
May	9,182	
June	9,183	

QUALITY

	Quantity	Base Number	Contract	LHB	Wales
% of FP17s for the same patient ID Re-attending within 3 months - Children	80	812	9.9%	9.1%	11.3%
% of FP17s for the same patient ID Re-attending within 3 months - Adults	830	2,982	27.8%	16.4%	16.7%
% of FP17s for the same patient ID Re-attending between 3 & 9 months - Children	356	812	43.8%	55.3%	58.0%
% of FP17s for the same patient ID Re-attending between 3 & 9 months - Adults	1,379	2,982	46.2%	52.4%	53.7%
% of FP17s for Band 1 Urgent Courses	458	3,294	13.9%	9.2%	9.0%
% of FP17s Relating to Free Repair or Replacements	45	3,294	1.4%	0.7%	0.7%
% of FP17s Relating to Continuations	110	3,294	3.3%	1.1%	0.9%
% of Patients satisfied with the dentistry they have received	21	21	100.0%	94.3%	93.9%
% of Patients satisfied with the time they had to wait for an appointment	20	21	95.2%	89.5%	88.4%

* This is based on patients treated on this contract for their most recent course of treatment. Figures in italics indicate the base number of FP17s or Patient Questionnaire responses are less than 100. N/A is shown where the base number of responses is less than 10 during the period. % is calculated as Quantity/Base number*100

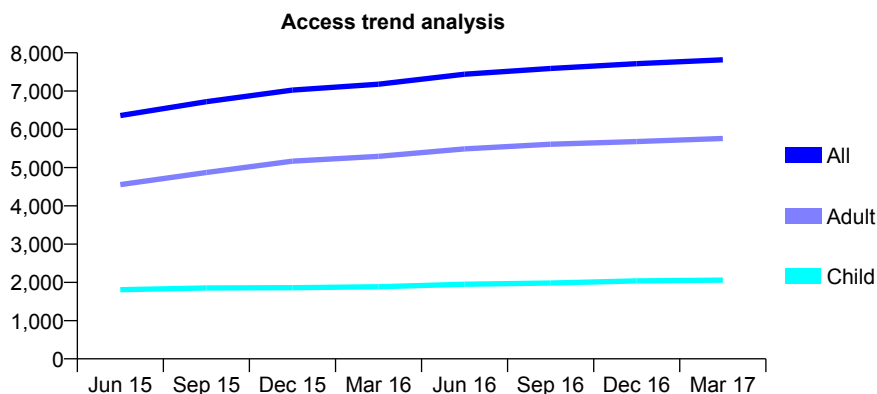
7A4 - Vital Signs At a Glance Contract Report for 165743/0001 - March 2017

Name or company name	MP Roach & CM Lloyd
Contract type name	GDS Contract
Purpose of contract	General
Contract start date	01/04/2011
Contract end date	

16/17 Contracted general activity (UDA)	22,554
Carry forward general activity (UDA)	0
16/17 Contracted orthodontic activity (UOA)	0
Carry forward orthodontic activity (UOA)	0
Baseline contract value	£569,366.58

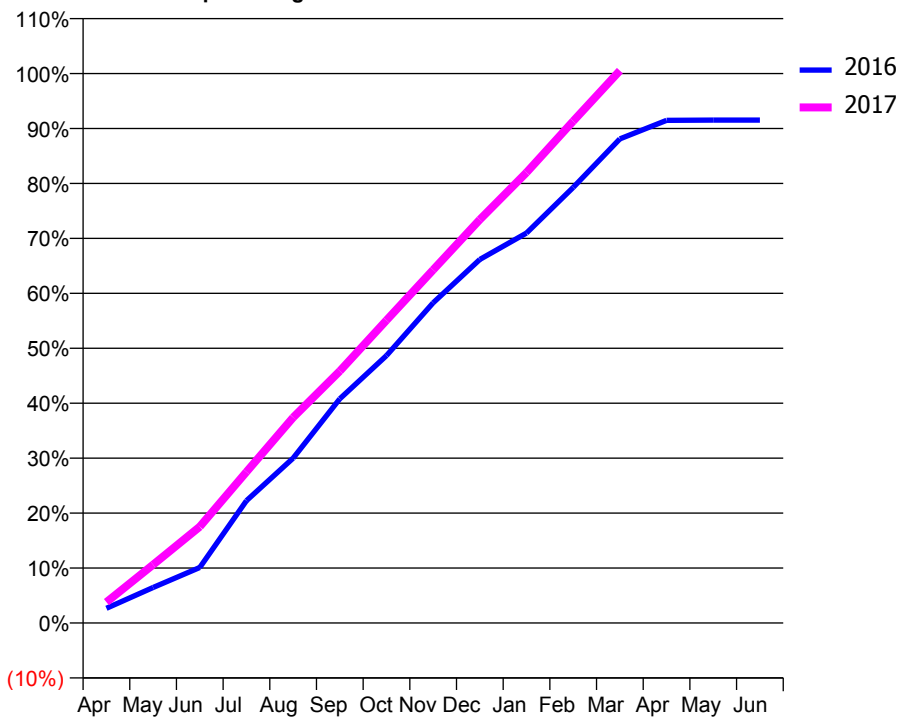
ACCESS*

Patients seen in 24 months	Total	Change since previous quarter
Quarter ending March 2016	7,178	
Quarter ending June 2016	7,441	↑
Quarter ending September 2016	7,592	↑
Quarter ending December 2016	7,717	→
Quarter ending March 2017	7,817	→
Variance since March 2016	8.9%	↑



ACTIVITY

Cumulative percentage of contracted UDA delivered 2016 & 2017



Month	Adjusted Scheduled Activity (UDA)	
	2016	2017
April	604	857
May	1,458	2,396
June	2,277	3,954
July	5,019	6,201
August	6,766	8,438
September	9,204	10,342
October	10,978	12,427
November	13,143	14,493
December	14,924	16,560
January	16,007	18,491
February	17,877	20,596
March	19,870	22,673
April	20,628	
May	20,639	
June	20,644	

QUALITY

	Quantity	Base Number	Contract	LHB	Wales
% of FP17s for the same patient ID Re-attending within 3 months - Children	232	3,394	6.8%	9.1%	11.3%
% of FP17s for the same patient ID Re-attending within 3 months - Adults	1,325	8,947	14.8%	16.4%	16.7%
% of FP17s for the same patient ID Re-attending between 3 & 9 months - Children	2,130	3,394	62.8%	55.3%	58.0%
% of FP17s for the same patient ID Re-attending between 3 & 9 months - Adults	5,241	8,947	58.6%	52.4%	53.7%
% of FP17s for Band 1 Urgent Courses	1,059	11,847	8.9%	9.2%	9.0%
% of FP17s Relating to Free Repair or Replacements	95	11,847	0.8%	0.7%	0.7%
% of FP17s Relating to Continuations	36	11,847	0.3%	1.1%	0.9%
% of Patients satisfied with the dentistry they have received	50	51	98.0%	94.3%	93.9%
% of Patients satisfied with the time they had to wait for an appointment	43	51	84.3%	89.5%	88.4%

* This is based on patients treated on this contract for their most recent course of treatment. Figures in italics indicate the base number of FP17s or Patient Questionnaire responses are less than 100. N/A is shown where the base number of responses is less than 10 during the period. % is calculated as Quantity/Base number*100

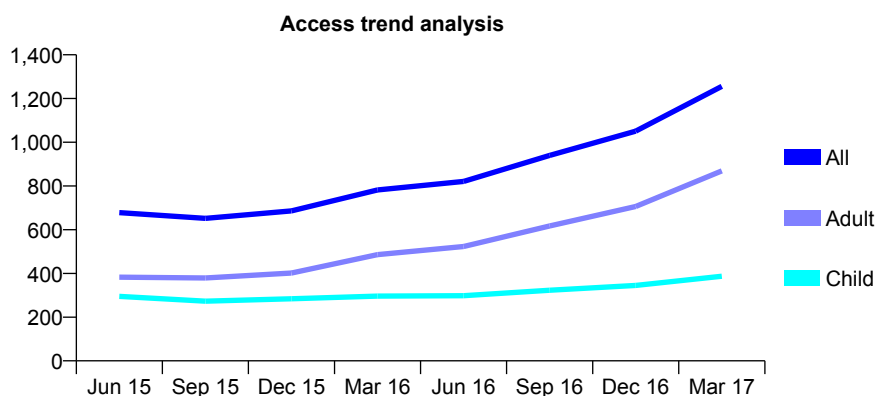
7A4 - Vital Signs At a Glance Contract Report for 172367/0001 - March 2017

Name or company name	Greenfield Dental Care Ltd
Contract type name	GDS Contract
Purpose of contract	General
Contract start date	01/04/2012
Contract end date	

16/17 Contracted general activity (UDA)	3,535
Carry forward general activity (UDA)	-25
16/17 Contracted orthodontic activity (UOA)	0
Carry forward orthodontic activity (UOA)	0
Baseline contract value	£87,984.76

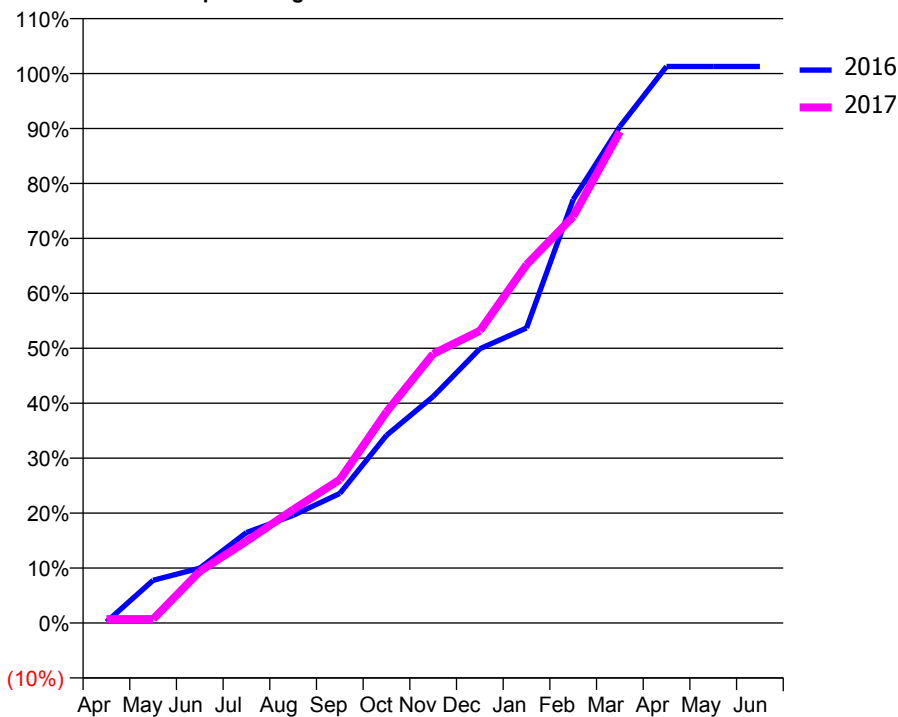
ACCESS*

Patients seen in 24 months	Total	Change since previous quarter
Quarter ending March 2016	782	
Quarter ending June 2016	821	↑
Quarter ending September 2016	940	↑
Quarter ending December 2016	1,051	↑
Quarter ending March 2017	1,256	↑
Variance since March 2016	60.6%	↑



ACTIVITY

Cumulative percentage of contracted UDA delivered 2016 & 2017



Month	Adjusted Scheduled Activity (UDA)	
	2016	2017
April	4	25
May	154	25
June	197	332
July	325	526
August	387	730
September	466	923
October	675	1,358
November	814	1,732
December	986	1,880
January	1,060	2,306
February	1,522	2,615
March	1,785	3,161
April	2,000	
May	2,000	
June	2,000	

QUALITY

	Quantity	Base Number	Contract	LHB	Wales
% of FP17s for the same patient ID Re-attending within 3 months - Children	39	556	7.0%	9.1%	11.3%
% of FP17s for the same patient ID Re-attending within 3 months - Adults	117	1,068	11.0%	16.4%	16.7%
% of FP17s for the same patient ID Re-attending between 3 & 9 months - Children	261	556	46.9%	55.3%	58.0%
% of FP17s for the same patient ID Re-attending between 3 & 9 months - Adults	431	1,068	40.4%	52.4%	53.7%
% of FP17s for Band 1 Urgent Courses	93	1,550	6.0%	9.2%	9.0%
% of FP17s Relating to Free Repair or Replacements	11	1,550	0.7%	0.7%	0.7%
% of FP17s Relating to Continuations	8	1,550	0.5%	1.1%	0.9%
% of Patients satisfied with the dentistry they have received	3	3	N/A	94.3%	93.9%
% of Patients satisfied with the time they had to wait for an appointment	2	3	N/A	89.5%	88.4%

* This is based on patients treated on this contract for their most recent course of treatment. Figures in italics indicate the base number of FP17s or Patient Questionnaire responses are less than 100. N/A is shown where the base number of responses is less than 10 during the period. % is calculated as Quantity/Base number*100

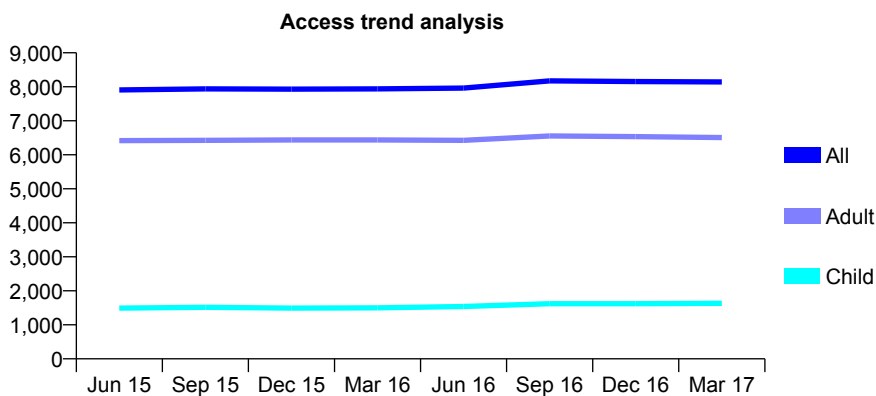
7A4 - Vital Signs At a Glance Contract Report for 172731/0001 - March 2017

Name or company name	Six Gables Dental Practice Ltd
Contract type name	GDS Contract
Purpose of contract	General
Contract start date	01/09/2010
Contract end date	

16/17 Contracted general activity (UDA)	24,335
Carry forward general activity (UDA)	-259
16/17 Contracted orthodontic activity (UOA)	0
Carry forward orthodontic activity (UOA)	0
Baseline contract value	£547,105.16

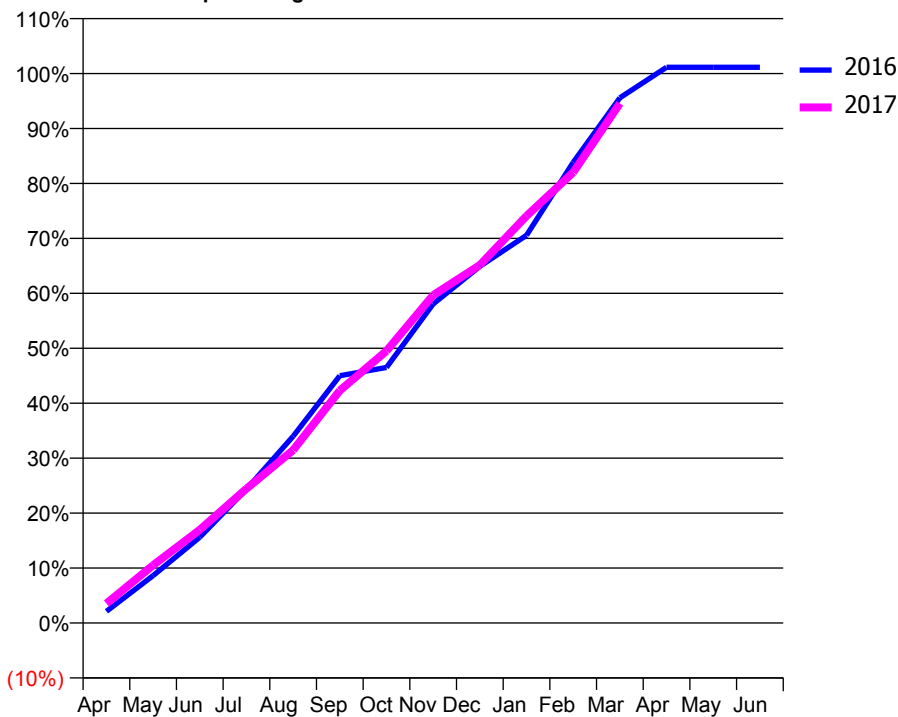
ACCESS*

Patients seen in 24 months	Total	Change since previous quarter
Quarter ending March 2016	7,938	
Quarter ending June 2016	7,964	→
Quarter ending September 2016	8,175	↑
Quarter ending December 2016	8,155	→
Quarter ending March 2017	8,143	→
Variance since March 2016	2.6%	↑



ACTIVITY

Cumulative percentage of contracted UDA delivered 2016 & 2017



Month	Adjusted Scheduled Activity (UDA)	
	2016	2017
April	481	863
May	1,962	2,558
June	3,546	4,131
July	5,530	5,953
August	7,720	7,656
September	10,225	10,298
October	10,564	12,048
November	13,189	14,519
December	14,741	15,855
January	16,024	18,027
February	19,040	19,957
March	21,710	23,011
April	22,973	
May	22,974	
June	22,974	

QUALITY

	Quantity	Base Number	Contract	LHB	Wales
% of FP17s for the same patient ID Re-attending within 3 months - Children	133	2,319	5.7%	9.1%	11.3%
% of FP17s for the same patient ID Re-attending within 3 months - Adults	1,204	9,426	12.8%	16.4%	16.7%
% of FP17s for the same patient ID Re-attending between 3 & 9 months - Children	1,161	2,319	50.1%	55.3%	58.0%
% of FP17s for the same patient ID Re-attending between 3 & 9 months - Adults	5,134	9,426	54.5%	52.4%	53.7%
% of FP17s for Band 1 Urgent Courses	247	11,155	2.2%	9.2%	9.0%
% of FP17s Relating to Free Repair or Replacements	51	11,155	0.5%	0.7%	0.7%
% of FP17s Relating to Continuations	72	11,155	0.6%	1.1%	0.9%
% of Patients satisfied with the dentistry they have received	49	53	92.5%	94.3%	93.9%
% of Patients satisfied with the time they had to wait for an appointment	46	53	86.8%	89.5%	88.4%

* This is based on patients treated on this contract for their most recent course of treatment. Figures in italics indicate the base number of FP17s or Patient Questionnaire responses are less than 100. N/A is shown where the base number of responses is less than 10 during the period. % is calculated as Quantity/Base number*100

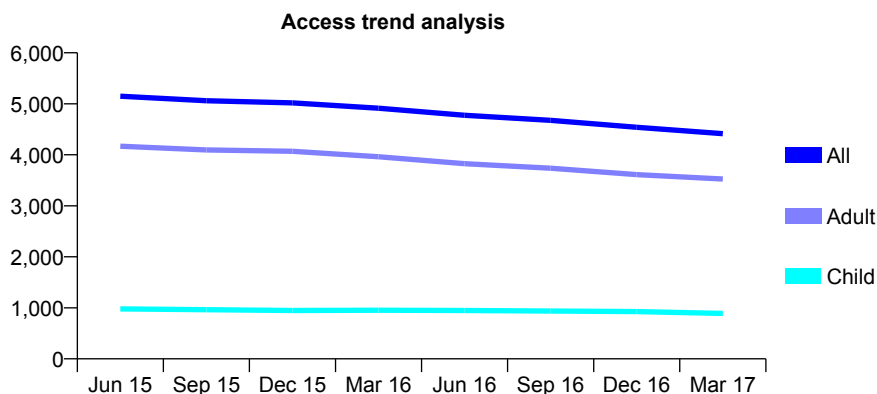
7A4 - Vital Signs At a Glance Contract Report for 174688/0001 - March 2017

Name or company name	Kevin Gracias & Amir Koochek
Contract type name	GDS Contract
Purpose of contract	General
Contract start date	01/04/2013
Contract end date	

16/17 Contracted general activity (UDA)	16,189
Carry forward general activity (UDA)	0
16/17 Contracted orthodontic activity (UOA)	0
Carry forward orthodontic activity (UOA)	0
Baseline contract value	£392,179.88

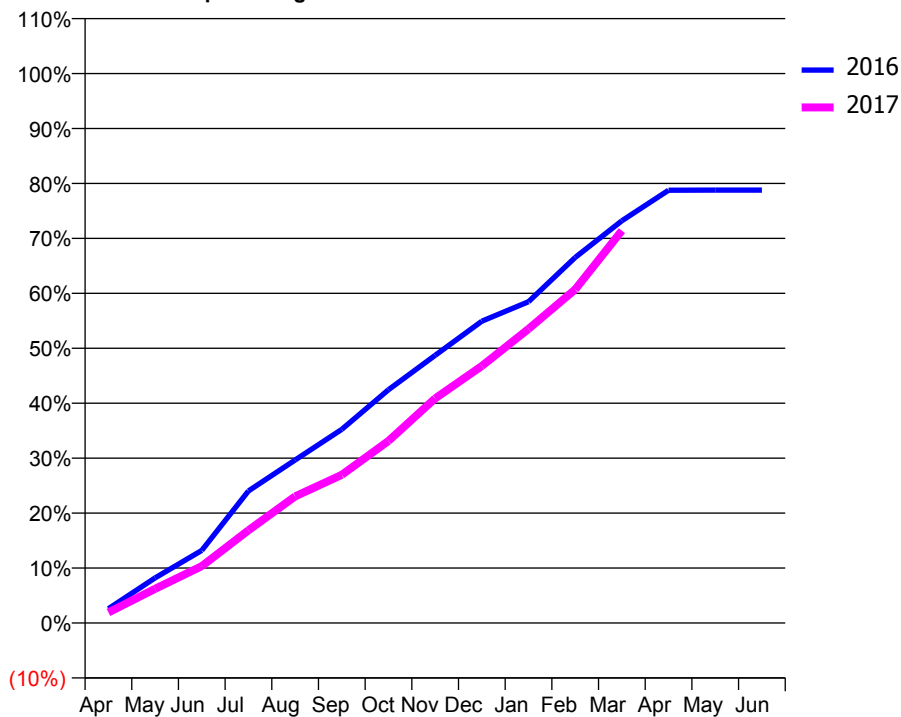
ACCESS*

Patients seen in 24 months	Total	Change since previous quarter
Quarter ending March 2016	4,915	
Quarter ending June 2016	4,774	↓
Quarter ending September 2016	4,675	↓
Quarter ending December 2016	4,540	↓
Quarter ending March 2017	4,415	↓
Variance since March 2016	(10.2%)	↓



ACTIVITY

Cumulative percentage of contracted UDA delivered 2016 & 2017



Month	Adjusted Scheduled Activity (UDA)	
	2016	2017
April	463	311
May	1,462	1,008
June	2,353	1,674
July	4,278	2,730
August	5,278	3,731
September	6,271	4,367
October	7,556	5,366
November	8,667	6,619
December	9,774	7,571
January	10,403	8,665
February	11,840	9,827
March	13,026	11,560
April	14,015	
May	14,017	
June	14,017	

QUALITY

	Quantity	Base Number	Contract	LHB	Wales
% of FP17s for the same patient ID Re-attending within 3 months - Children	47	1,054	4.5%	9.1%	11.3%
% of FP17s for the same patient ID Re-attending within 3 months - Adults	468	4,247	11.0%	16.4%	16.7%
% of FP17s for the same patient ID Re-attending between 3 & 9 months - Children	545	1,054	51.7%	55.3%	58.0%
% of FP17s for the same patient ID Re-attending between 3 & 9 months - Adults	2,382	4,247	56.1%	52.4%	53.7%
% of FP17s for Band 1 Urgent Courses	246	4,969	5.0%	9.2%	9.0%
% of FP17s Relating to Free Repair or Replacements	56	4,969	1.1%	0.7%	0.7%
% of FP17s Relating to Continuations	30	4,969	0.6%	1.1%	0.9%
% of Patients satisfied with the dentistry they have received	9	10	90.0%	94.3%	93.9%
% of Patients satisfied with the time they had to wait for an appointment	8	10	80.0%	89.5%	88.4%

* This is based on patients treated on this contract for their most recent course of treatment. Figures in italics indicate the base number of FP17s or Patient Questionnaire responses are less than 100. N/A is shown where the base number of responses is less than 10 during the period. % is calculated as Quantity/Base number*100

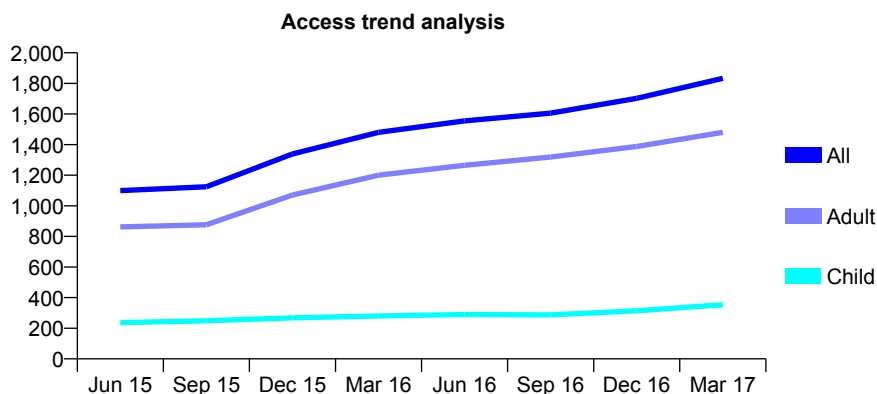
7A4 - Vital Signs At a Glance Contract Report for 182850/0001 - March 2017

Name or company name	M A Hill & S T Hill Ltd
Contract type name	GDS Contract
Purpose of contract	General
Contract start date	01/05/2011
Contract end date	

16/17 Contracted general activity (UDA)	6,721
Carry forward general activity (UDA)	-215
16/17 Contracted orthodontic activity (UOA)	0
Carry forward orthodontic activity (UOA)	0
Baseline contract value	£117,686.15

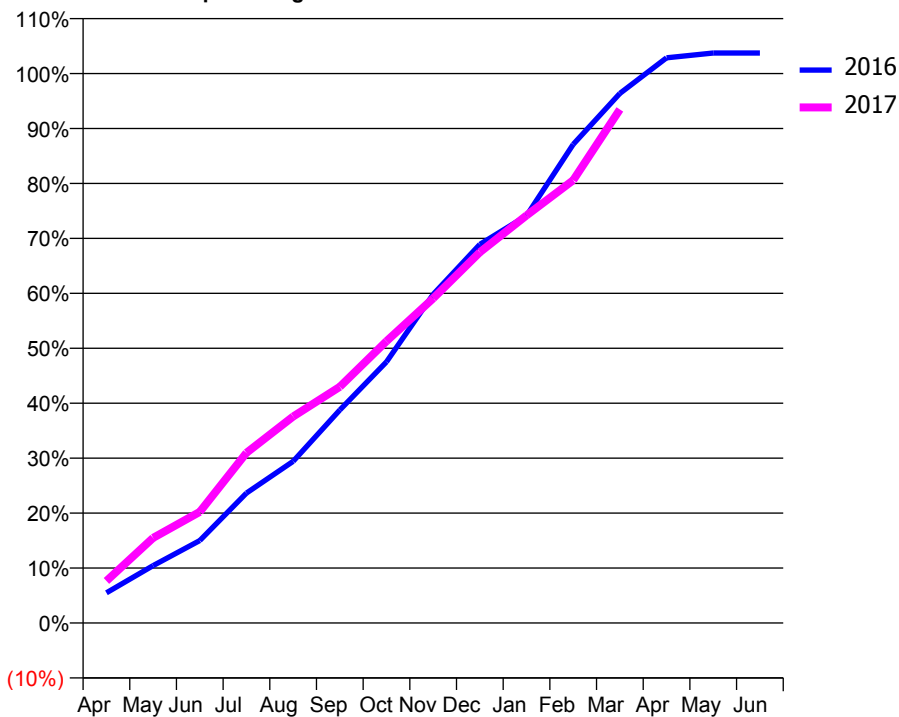
ACCESS*

Patients seen in 24 months	Total	Change since previous quarter
Quarter ending March 2016	1,480	
Quarter ending June 2016	1,555	↑
Quarter ending September 2016	1,606	↑
Quarter ending December 2016	1,702	↑
Quarter ending March 2017	1,833	↑
Variance since March 2016	23.9%	↑



ACTIVITY

Cumulative percentage of contracted UDA delivered 2016 & 2017



Month	Adjusted Scheduled Activity (UDA)	
	2016	2017
April	316	514
May	601	1,042
June	864	1,360
July	1,361	2,081
August	1,693	2,526
September	2,231	2,890
October	2,734	3,447
November	3,442	3,971
December	3,964	4,535
January	4,264	4,985
February	5,012	5,416
March	5,545	6,282
April	5,919	
May	5,968	
June	5,969	

QUALITY

	Quantity	Base Number	Contract	LHB	Wales
% of FP17s for the same patient ID Re-attending within 3 months - Children	52	548	9.5%	9.1%	11.3%
% of FP17s for the same patient ID Re-attending within 3 months - Adults	427	2,195	19.5%	16.4%	16.7%
% of FP17s for the same patient ID Re-attending between 3 & 9 months - Children	315	548	57.5%	55.3%	58.0%
% of FP17s for the same patient ID Re-attending between 3 & 9 months - Adults	1,133	2,195	51.6%	52.4%	53.7%
% of FP17s for Band 1 Urgent Courses	268	2,584	10.4%	9.2%	9.0%
% of FP17s Relating to Free Repair or Replacements	27	2,584	1.0%	0.7%	0.7%
% of FP17s Relating to Continuations	20	2,584	0.8%	1.1%	0.9%
% of Patients satisfied with the dentistry they have received	8	9	N/A	94.3%	93.9%
% of Patients satisfied with the time they had to wait for an appointment	8	9	N/A	89.5%	88.4%

* This is based on patients treated on this contract for their most recent course of treatment. Figures in italics indicate the base number of FP17s or Patient Questionnaire responses are less than 100. N/A is shown where the base number of responses is less than 10 during the period. % is calculated as Quantity/Base number*100

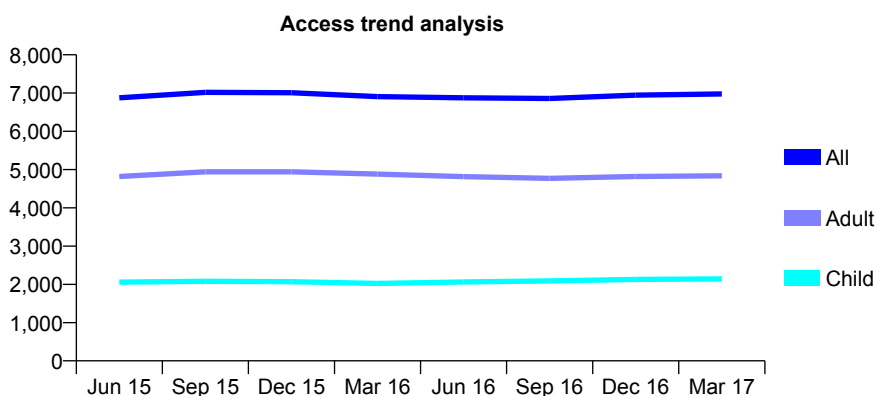
7A4 - Vital Signs At a Glance Contract Report for 190195/0016 - March 2017

Name or company name	Xeon Smiles UK Ltd
Contract type name	GDS Contract
Purpose of contract	General
Contract start date	01/04/2012
Contract end date	

16/17 Contracted general activity (UDA)	21,605
Carry forward general activity (UDA)	140
16/17 Contracted orthodontic activity (UOA)	0
Carry forward orthodontic activity (UOA)	0
Baseline contract value	£524,657.50

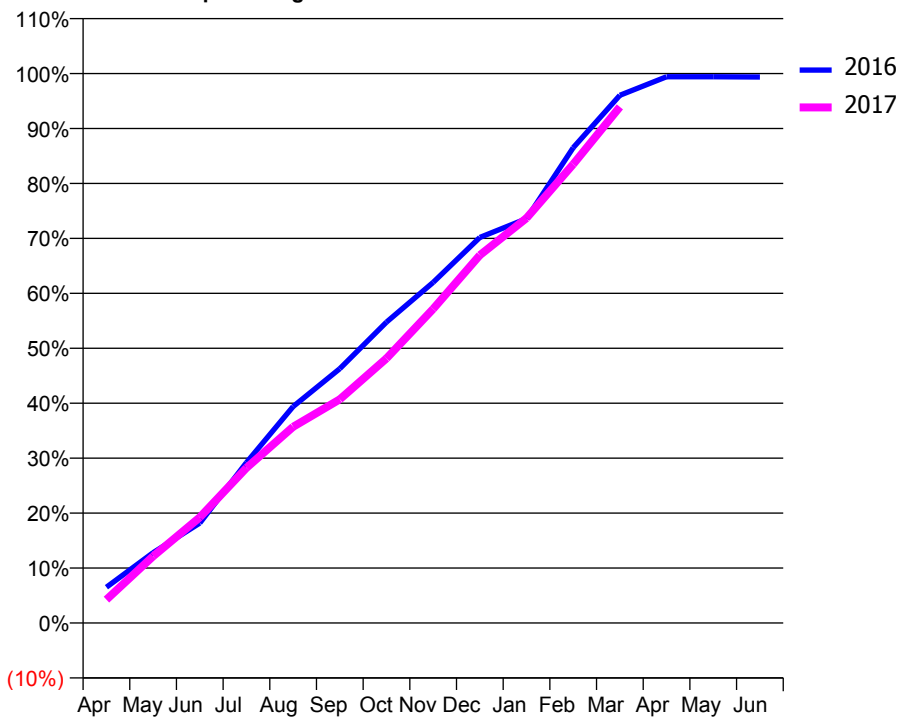
ACCESS*

Patients seen in 24 months	Total	Change since previous quarter
Quarter ending March 2016	6,907	
Quarter ending June 2016	6,877	→
Quarter ending September 2016	6,858	→
Quarter ending December 2016	6,947	→
Quarter ending March 2017	6,978	→
Variance since March 2016	1.0%	→



ACTIVITY

Cumulative percentage of contracted UDA delivered 2016 & 2017



Month	Adjusted Scheduled Activity (UDA)	
	2016	2017
April	1,409	919
May	2,765	2,626
June	3,927	4,153
July	6,307	6,098
August	8,509	7,714
September	9,999	8,797
October	11,831	10,404
November	13,394	12,350
December	15,159	14,463
January	15,900	15,920
February	18,686	18,037
March	20,747	20,293
April	21,477	
May	21,478	
June	21,465	

QUALITY

	Quantity	Base Number	Contract	LHB	Wales
% of FP17s for the same patient ID Re-attending within 3 months - Children	155	2,957	5.2%	9.1%	11.3%
% of FP17s for the same patient ID Re-attending within 3 months - Adults	585	6,118	9.6%	16.4%	16.7%
% of FP17s for the same patient ID Re-attending between 3 & 9 months - Children	1,617	2,957	54.7%	55.3%	58.0%
% of FP17s for the same patient ID Re-attending between 3 & 9 months - Adults	3,045	6,118	49.8%	52.4%	53.7%
% of FP17s for Band 1 Urgent Courses	341	8,726	3.9%	9.2%	9.0%
% of FP17s Relating to Free Repair or Replacements	27	8,726	0.3%	0.7%	0.7%
% of FP17s Relating to Continuations	1	8,726	0.0%	1.1%	0.9%
% of Patients satisfied with the dentistry they have received	17	17	100.0%	94.3%	93.9%
% of Patients satisfied with the time they had to wait for an appointment	14	17	82.4%	89.5%	88.4%

* This is based on patients treated on this contract for their most recent course of treatment. Figures in italics indicate the base number of FP17s or Patient Questionnaire responses are less than 100. N/A is shown where the base number of responses is less than 10 during the period. % is calculated as Quantity/Base number*100

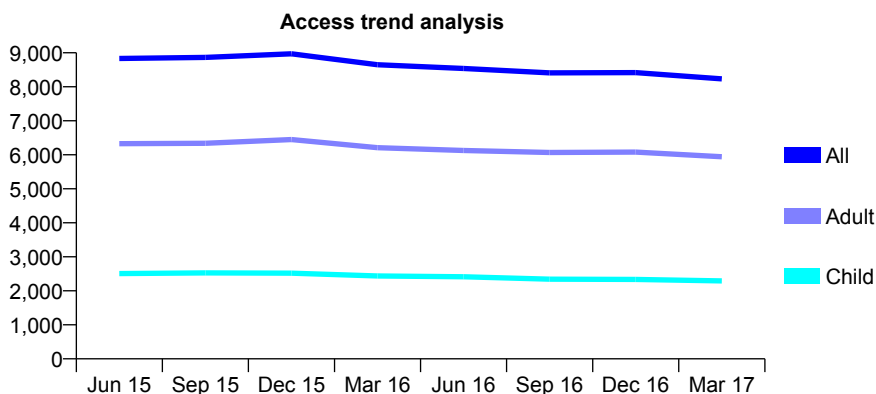
7A4 - Vital Signs At a Glance Contract Report for 190195/0017 - March 2017

Name or company name	Xeon Smiles UK Ltd
Contract type name	GDS Contract
Purpose of contract	General and Orthodontic
Contract start date	01/04/2012
Contract end date	

16/17 Contracted general activity (UDA)	31,000
Carry forward general activity (UDA)	0
16/17 Contracted orthodontic activity (UOA)	851
Carry forward orthodontic activity (UOA)	40
Baseline contract value	£796,488.53

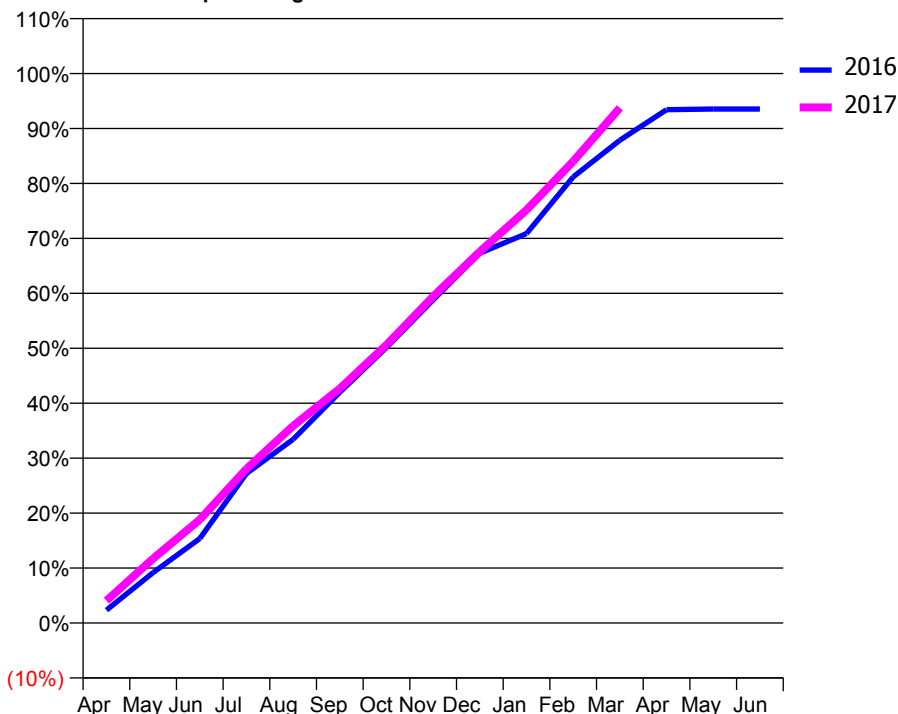
ACCESS*

Patients seen in 24 months	Total	Change since previous quarter
Quarter ending March 2016	8,650	
Quarter ending June 2016	8,541	↓
Quarter ending September 2016	8,411	↓
Quarter ending December 2016	8,416	→
Quarter ending March 2017	8,235	↓
Variance since March 2016	(4.8%)	↓



ACTIVITY

Cumulative percentage of contracted UDA delivered 2016 & 2017



Month	Adjusted Scheduled Activity (UDA)	
	2016	2017
April	728	1,260
May	2,847	3,641
June	4,765	5,838
July	8,435	8,704
August	10,361	11,123
September	13,018	13,230
October	15,542	15,693
November	18,231	18,430
December	20,862	20,954
January	21,969	23,302
February	25,167	26,047
March	27,236	29,061
April	28,960	
May	28,994	
June	28,998	

QUALITY

	Quantity	Base Number	Contract	LHB	Wales
% of FP17s for the same patient ID Re-attending within 3 months - Children	249	3,266	7.6%	9.1%	11.3%
% of FP17s for the same patient ID Re-attending within 3 months - Adults	1,150	7,828	14.7%	16.4%	16.7%
% of FP17s for the same patient ID Re-attending between 3 & 9 months - Children	1,945	3,266	59.6%	55.3%	58.0%
% of FP17s for the same patient ID Re-attending between 3 & 9 months - Adults	4,551	7,828	58.1%	52.4%	53.7%
% of FP17s for Band 1 Urgent Courses	461	10,415	4.4%	9.2%	9.0%
% of FP17s Relating to Free Repair or Replacements	51	10,415	0.5%	0.7%	0.7%
% of FP17s Relating to Continuations	54	10,415	0.5%	1.1%	0.9%
% of Patients satisfied with the dentistry they have received	43	50	86.0%	94.3%	93.9%
% of Patients satisfied with the time they had to wait for an appointment	39	50	78.0%	89.5%	88.4%

* This is based on patients treated on this contract for their most recent course of treatment. Figures in italics indicate the base number of FP17s or Patient Questionnaire responses are less than 100. N/A is shown where the base number of responses is less than 10 during the period. % is calculated as Quantity/Base number*100

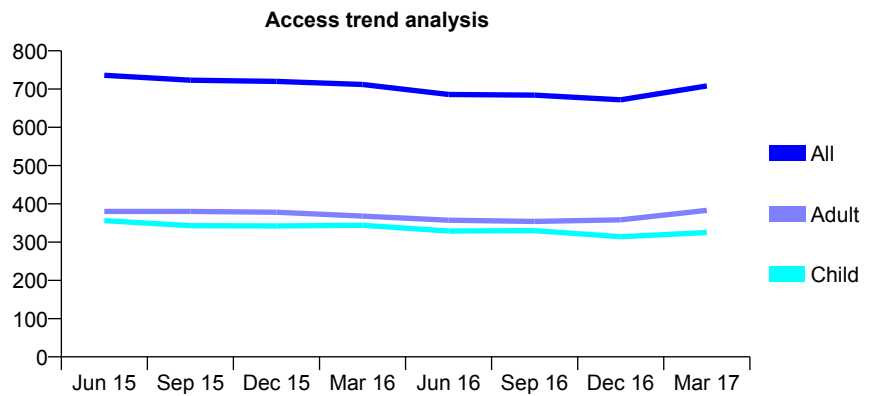
7A4 - Vital Signs At a Glance Contract Report for 190225/0001 - March 2017

Name or company name	Bay House Dental Practice Ltd
Contract type name	GDS Contract
Purpose of contract	General and Orthodontic
Contract start date	01/04/2011
Contract end date	

16/17 Contracted general activity (UDA)	2,544
Carry forward general activity (UDA)	-54
16/17 Contracted orthodontic activity (UOA)	450
Carry forward orthodontic activity (UOA)	-3
Baseline contract value	£102,347.60

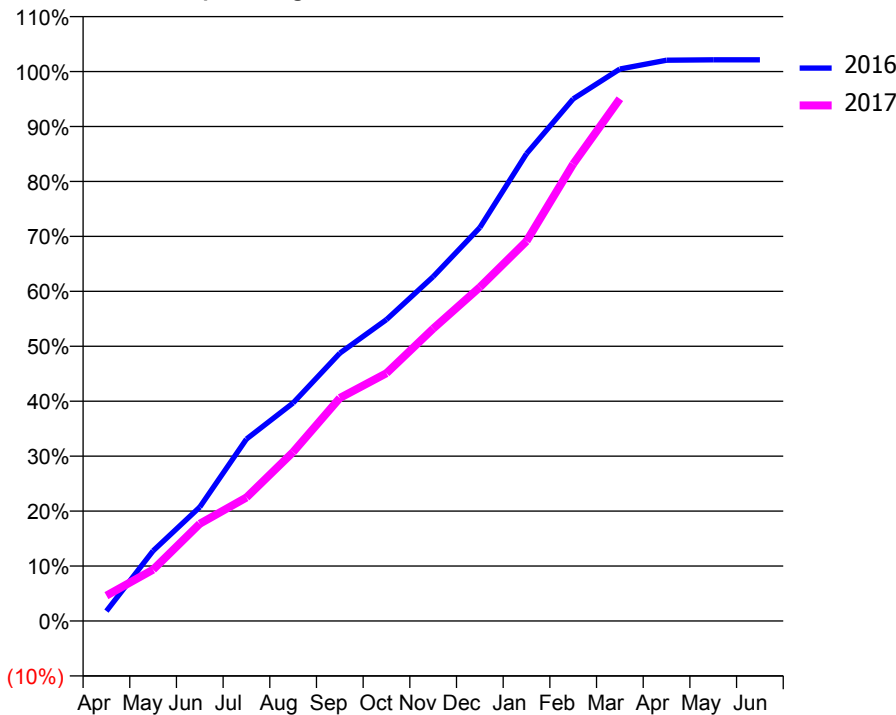
ACCESS*

Patients seen in 24 months	Total	Change since previous quarter
Quarter ending March 2016	712	
Quarter ending June 2016	686	↓
Quarter ending September 2016	684	→
Quarter ending December 2016	672	↓
Quarter ending March 2017	708	↑
Variance since March 2016	(0.6%)	→



ACTIVITY

Cumulative percentage of contracted UDA delivered 2016 & 2017



Month	Adjusted Scheduled Activity (UDA)	
	2016	2017
April	46	118
May	325	238
June	528	450
July	843	572
August	1,009	783
September	1,240	1,033
October	1,396	1,148
November	1,594	1,354
December	1,821	1,546
January	2,164	1,759
February	2,417	2,116
March	2,556	2,418
April	2,596	
May	2,598	
June	2,598	

QUALITY

	Quantity	Base Number	Contract	LHB	Wales
% of FP17s for the same patient ID Re-attending within 3 months - Children	73	551	13.2%	9.1%	11.3%
% of FP17s for the same patient ID Re-attending within 3 months - Adults	108	599	18.0%	16.4%	16.7%
% of FP17s for the same patient ID Re-attending between 3 & 9 months - Children	324	551	58.8%	55.3%	58.0%
% of FP17s for the same patient ID Re-attending between 3 & 9 months - Adults	346	599	57.8%	52.4%	53.7%
% of FP17s for Band 1 Urgent Courses	108	1,071	10.1%	9.2%	9.0%
% of FP17s Relating to Free Repair or Replacements	1	1,071	0.1%	0.7%	0.7%
% of FP17s Relating to Continuations	17	1,071	1.6%	1.1%	0.9%
% of Patients satisfied with the dentistry they have received	2	2	N/A	94.3%	93.9%
% of Patients satisfied with the time they had to wait for an appointment	1	2	N/A	89.5%	88.4%

* This is based on patients treated on this contract for their most recent course of treatment. Figures in italics indicate the base number of FP17s or Patient Questionnaire responses are less than 100. N/A is shown where the base number of responses is less than 10 during the period. % is calculated as Quantity/Base number*100

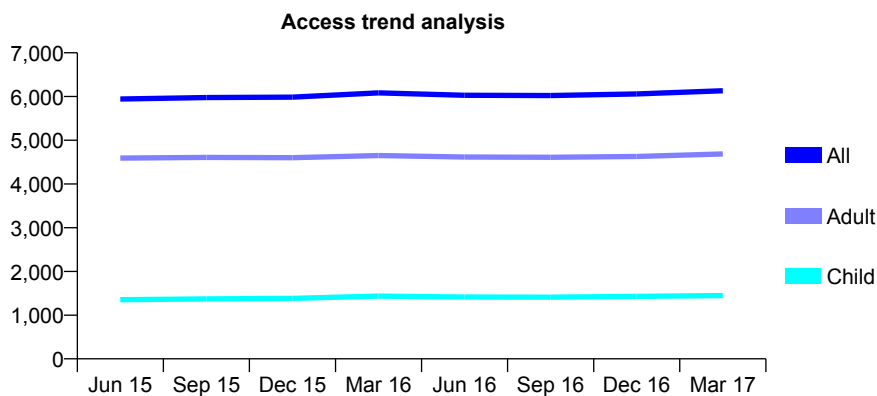
7A4 - Vital Signs At a Glance Contract Report for 191841/0001 - March 2017

Name or company name	RWH Limited
Contract type name	GDS Contract
Purpose of contract	General
Contract start date	01/04/2011
Contract end date	

16/17 Contracted general activity (UDA)	20,936
Carry forward general activity (UDA)	-292
16/17 Contracted orthodontic activity (UOA)	0
Carry forward orthodontic activity (UOA)	0
Baseline contract value	£507,138.33

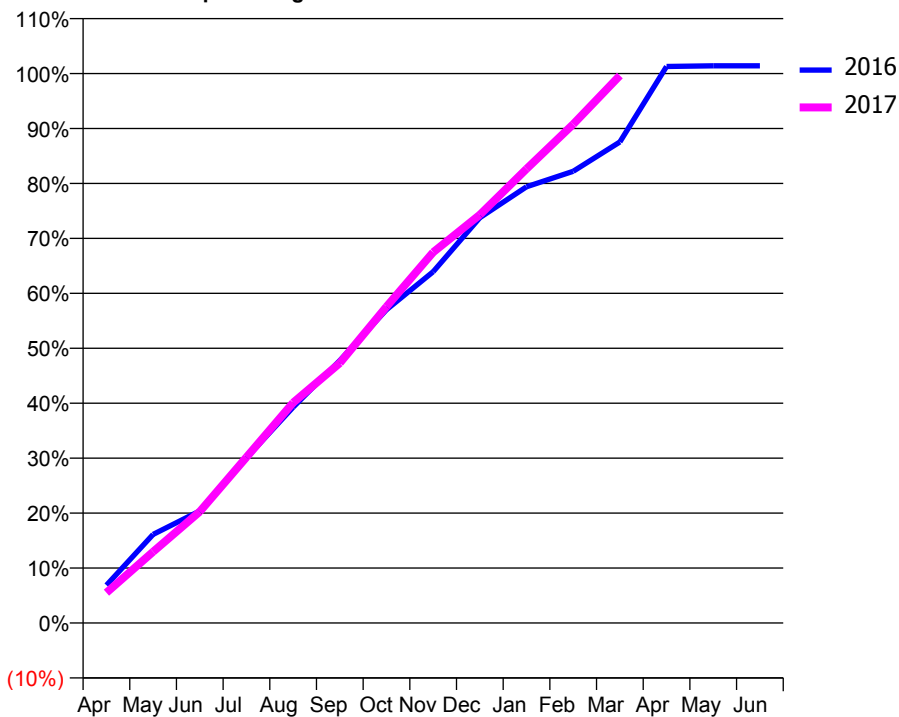
ACCESS*

Patients seen in 24 months	Total	Change since previous quarter
Quarter ending March 2016	6,083	
Quarter ending June 2016	6,030	→
Quarter ending September 2016	6,021	→
Quarter ending December 2016	6,058	→
Quarter ending March 2017	6,132	→
Variance since March 2016	0.8%	→



ACTIVITY

Cumulative percentage of contracted UDA delivered 2016 & 2017



Month	Adjusted Scheduled Activity (UDA)	
	2016	2017
April	1,439	1,157
May	3,377	2,718
June	4,270	4,246
July	6,293	6,319
August	8,224	8,394
September	10,002	9,902
October	11,939	12,052
November	13,386	14,128
December	15,444	15,553
January	16,621	17,301
February	17,208	19,005
March	18,328	20,857
April	21,204	
May	21,230	
June	21,228	

QUALITY

	Quantity	Base Number	Contract	LHB	Wales
% of FP17s for the same patient ID Re-attending within 3 months - Children	227	2,564	8.9%	9.1%	11.3%
% of FP17s for the same patient ID Re-attending within 3 months - Adults	2,061	9,512	21.7%	16.4%	16.7%
% of FP17s for the same patient ID Re-attending between 3 & 9 months - Children	1,568	2,564	61.2%	55.3%	58.0%
% of FP17s for the same patient ID Re-attending between 3 & 9 months - Adults	5,542	9,512	58.3%	52.4%	53.7%
% of FP17s for Band 1 Urgent Courses	856	10,657	8.0%	9.2%	9.0%
% of FP17s Relating to Free Repair or Replacements	140	10,657	1.3%	0.7%	0.7%
% of FP17s Relating to Continuations	309	10,657	2.9%	1.1%	0.9%
% of Patients satisfied with the dentistry they have received	34	34	100.0%	94.3%	93.9%
% of Patients satisfied with the time they had to wait for an appointment	34	34	100.0%	89.5%	88.4%

* This is based on patients treated on this contract for their most recent course of treatment. Figures in italics indicate the base number of FP17s or Patient Questionnaire responses are less than 100. N/A is shown where the base number of responses is less than 10 during the period. % is calculated as Quantity/Base number*100

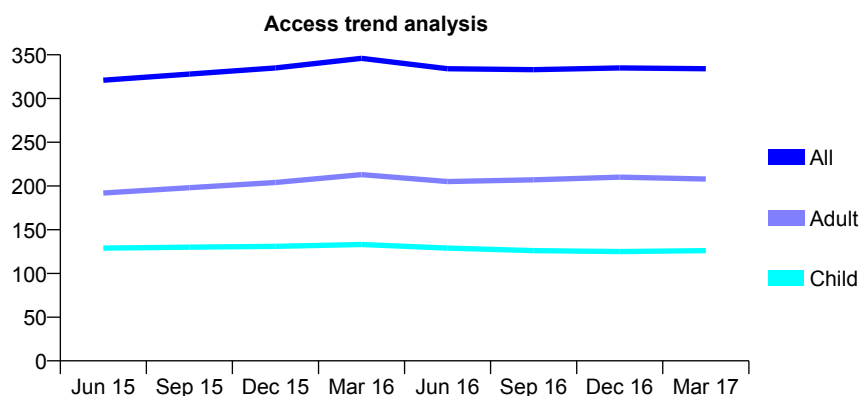
7A4 - Vital Signs At a Glance Contract Report for 195359/0001 - March 2017

Name or company name	Rebecca Close & David Edward Webster
Contract type name	GDS Contract
Purpose of contract	General
Contract start date	01/08/2013
Contract end date	

16/17 Contracted general activity (UDA)	630
Carry forward general activity (UDA)	-32
16/17 Contracted orthodontic activity (UOA)	0
Carry forward orthodontic activity (UOA)	0
Baseline contract value	£16,108.87

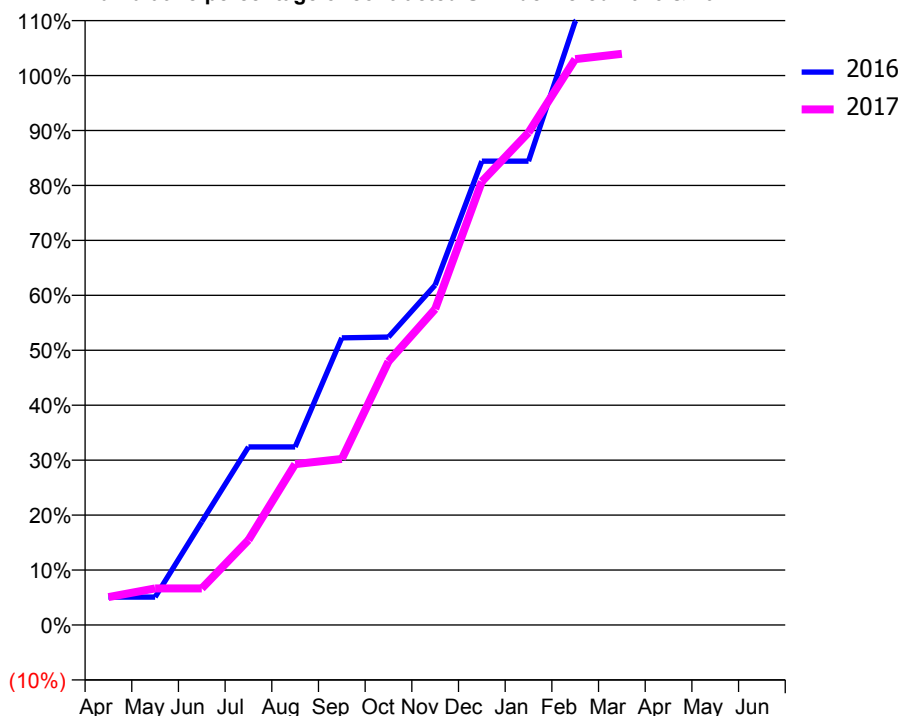
ACCESS*

Patients seen in 24 months	Total	Change since previous quarter
Quarter ending March 2016	346	
Quarter ending June 2016	334	↓
Quarter ending September 2016	333	→
Quarter ending December 2016	335	→
Quarter ending March 2017	334	→
Variance since March 2016	(3.5%)	↓



ACTIVITY

Cumulative percentage of contracted UDA delivered 2016 & 2017



Month	Adjusted Scheduled Activity (UDA)	
	2016	2017
April	32	32
May	32	42
June	118	42
July	204	97
August	204	184
September	329	190
October	330	302
November	390	362
December	532	508
January	532	565
February	692	649
March	743	655
April	799	
May	824	
June	824	

QUALITY

	Quantity	Base Number	Contract	LHB	Wales
% of FP17s for the same patient ID Re-attending within 3 months - Children	15	181	8.3%	9.1%	11.3%
% of FP17s for the same patient ID Re-attending within 3 months - Adults	16	221	7.2%	16.4%	16.7%
% of FP17s for the same patient ID Re-attending between 3 & 9 months - Children	101	181	55.8%	55.3%	58.0%
% of FP17s for the same patient ID Re-attending between 3 & 9 months - Adults	116	221	52.5%	52.4%	53.7%
% of FP17s for Band 1 Urgent Courses	16	350	4.6%	9.2%	9.0%
% of FP17s Relating to Free Repair or Replacements	0	350	0.0%	0.7%	0.7%
% of FP17s Relating to Continuations	0	350	0.0%	1.1%	0.9%
% of Patients satisfied with the dentistry they have received	1	1	N/A	94.3%	93.9%
% of Patients satisfied with the time they had to wait for an appointment	1	1	N/A	89.5%	88.4%

* This is based on patients treated on this contract for their most recent course of treatment. Figures in italics indicate the base number of FP17s or Patient Questionnaire responses are less than 100. N/A is shown where the base number of responses is less than 10 during the period. % is calculated as Quantity/Base number*100

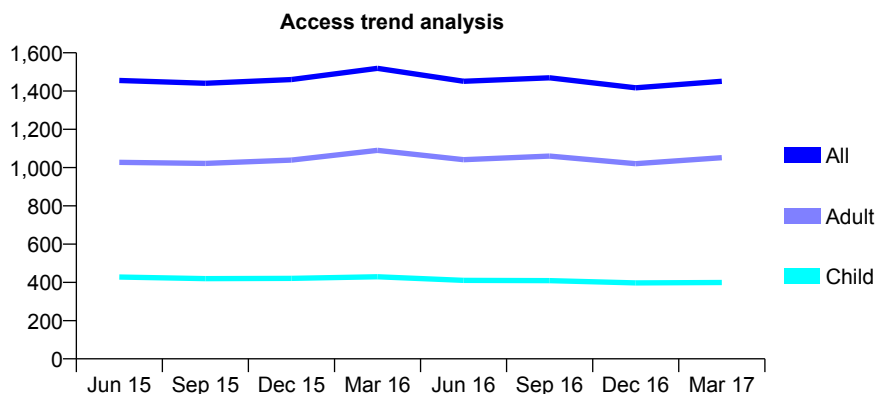
7A4 - Vital Signs At a Glance Contract Report for 222798/0001 - March 2017

Name or company name	MR RJ CAPRON
Contract type name	GDS Contract
Purpose of contract	General
Contract start date	01/04/2006
Contract end date	

16/17 Contracted general activity (UDA)	4,839
Carry forward general activity (UDA)	-170
16/17 Contracted orthodontic activity (UOA)	0
Carry forward orthodontic activity (UOA)	0
Baseline contract value	£135,803.05

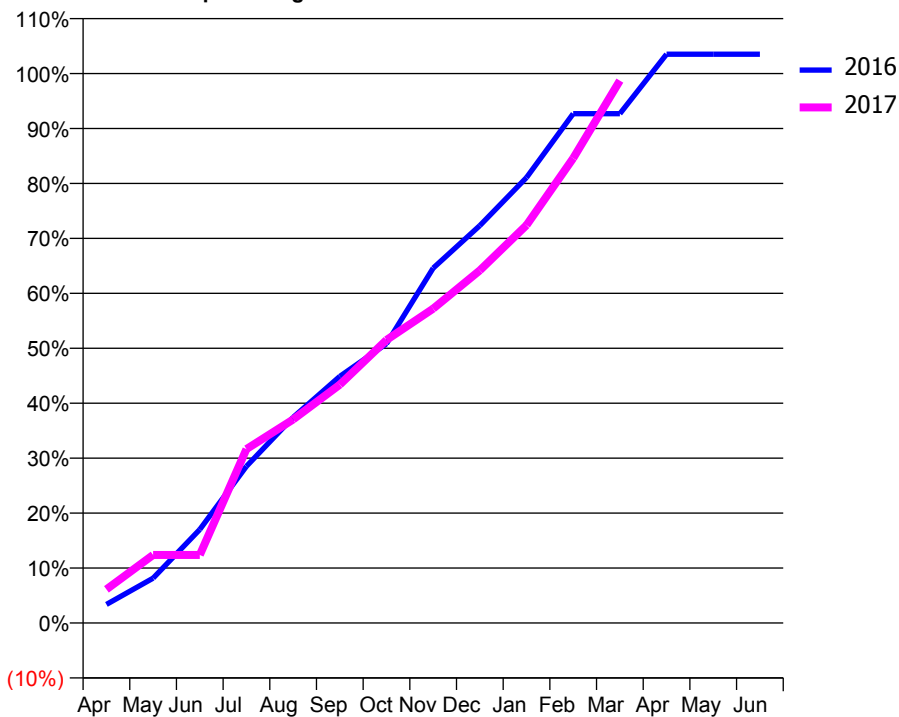
ACCESS*

Patients seen in 24 months	Total	Change since previous quarter
Quarter ending March 2016	1,519	
Quarter ending June 2016	1,451	↓
Quarter ending September 2016	1,469	→
Quarter ending December 2016	1,417	↓
Quarter ending March 2017	1,451	↑
Variance since March 2016	(4.5%)	↓



ACTIVITY

Cumulative percentage of contracted UDA delivered 2016 & 2017



Month	Adjusted Scheduled Activity (UDA)	
	2016	2017
April	164	296
May	395	599
June	824	599
July	1,380	1,532
August	1,811	1,792
September	2,172	2,099
October	2,460	2,493
November	3,126	2,768
December	3,500	3,105
January	3,923	3,503
February	4,485	4,093
March	4,485	4,777
April	5,009	
May	5,009	
June	5,009	

QUALITY

	Quantity	Base Number	Contract	LHB	Wales
% of FP17s for the same patient ID Re-attending within 3 months - Children	42	482	8.7%	9.1%	11.3%
% of FP17s for the same patient ID Re-attending within 3 months - Adults	320	1,384	23.1%	16.4%	16.7%
% of FP17s for the same patient ID Re-attending between 3 & 9 months - Children	153	482	31.7%	55.3%	58.0%
% of FP17s for the same patient ID Re-attending between 3 & 9 months - Adults	551	1,384	39.8%	52.4%	53.7%
% of FP17s for Band 1 Urgent Courses	308	1,657	18.6%	9.2%	9.0%
% of FP17s Relating to Free Repair or Replacements	0	1,657	0.0%	0.7%	0.7%
% of FP17s Relating to Continuations	11	1,657	0.7%	1.1%	0.9%
% of Patients satisfied with the dentistry they have received	5	6	N/A	94.3%	93.9%
% of Patients satisfied with the time they had to wait for an appointment	5	6	N/A	89.5%	88.4%

* This is based on patients treated on this contract for their most recent course of treatment. Figures in italics indicate the base number of FP17s or Patient Questionnaire responses are less than 100. N/A is shown where the base number of responses is less than 10 during the period. % is calculated as Quantity/Base number*100

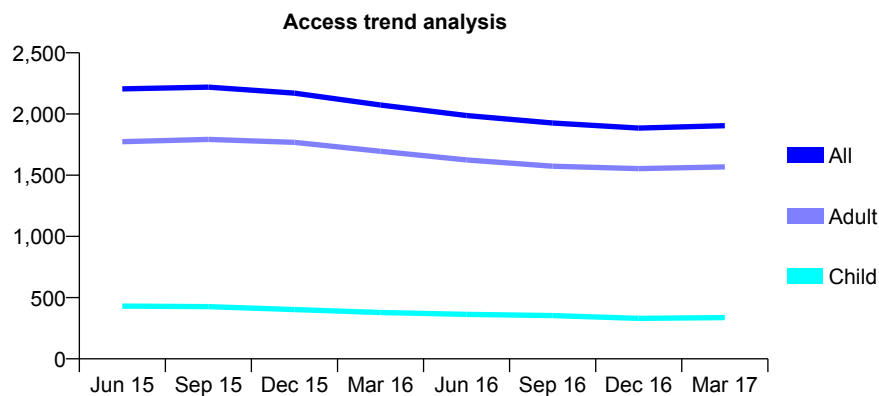
7A4 - Vital Signs At a Glance Contract Report for 239887/0001 - March 2017

Name or company name	MISS S YEGANEH
Contract type name	GDS Contract
Purpose of contract	General
Contract start date	01/04/2006
Contract end date	

16/17 Contracted general activity (UDA)	7,705
Carry forward general activity (UDA)	-101
16/17 Contracted orthodontic activity (UOA)	0
Carry forward orthodontic activity (UOA)	0
Baseline contract value	£153,669.76

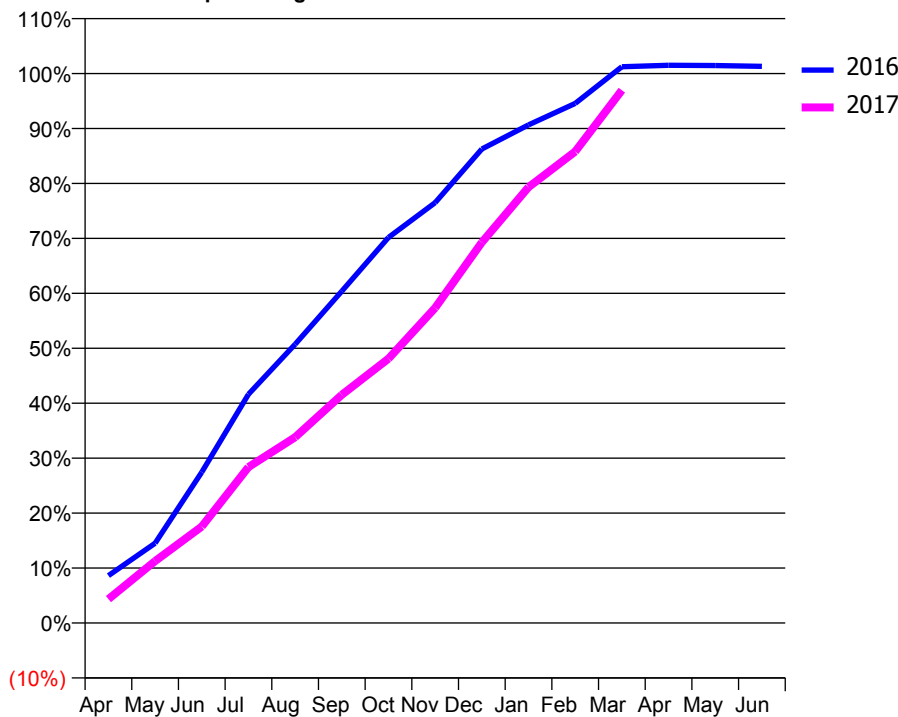
ACCESS*

Patients seen in 24 months	Total	Change since previous quarter
Quarter ending March 2016	2,074	
Quarter ending June 2016	1,988	↓
Quarter ending September 2016	1,926	↓
Quarter ending December 2016	1,885	↓
Quarter ending March 2017	1,905	→
Variance since March 2016	(8.1%)	↓



ACTIVITY

Cumulative percentage of contracted UDA delivered 2016 & 2017



Month	Adjusted Scheduled Activity (UDA)	
	2016	2017
April	666	336
May	1,119	869
June	2,116	1,353
July	3,208	2,187
August	3,910	2,606
September	4,653	3,200
October	5,407	3,706
November	5,894	4,420
December	6,646	5,338
January	6,984	6,110
February	7,286	6,611
March	7,799	7,471
April	7,820	
May	7,817	
June	7,806	

QUALITY

	Quantity	Base Number	Contract	LHB	Wales
% of FP17s for the same patient ID Re-attending within 3 months - Children	28	565	5.0%	9.1%	11.3%
% of FP17s for the same patient ID Re-attending within 3 months - Adults	217	2,321	9.3%	16.4%	16.7%
% of FP17s for the same patient ID Re-attending between 3 & 9 months - Children	352	565	62.3%	55.3%	58.0%
% of FP17s for the same patient ID Re-attending between 3 & 9 months - Adults	1,355	2,321	58.4%	52.4%	53.7%
% of FP17s for Band 1 Urgent Courses	109	2,876	3.8%	9.2%	9.0%
% of FP17s Relating to Free Repair or Replacements	8	2,876	0.3%	0.7%	0.7%
% of FP17s Relating to Continuations	5	2,876	0.2%	1.1%	0.9%
% of Patients satisfied with the dentistry they have received	11	13	84.6%	94.3%	93.9%
% of Patients satisfied with the time they had to wait for an appointment	12	13	92.3%	89.5%	88.4%

* This is based on patients treated on this contract for their most recent course of treatment. Figures in italics indicate the base number of FP17s or Patient Questionnaire responses are less than 100. N/A is shown where the base number of responses is less than 10 during the period. % is calculated as Quantity/Base number*100

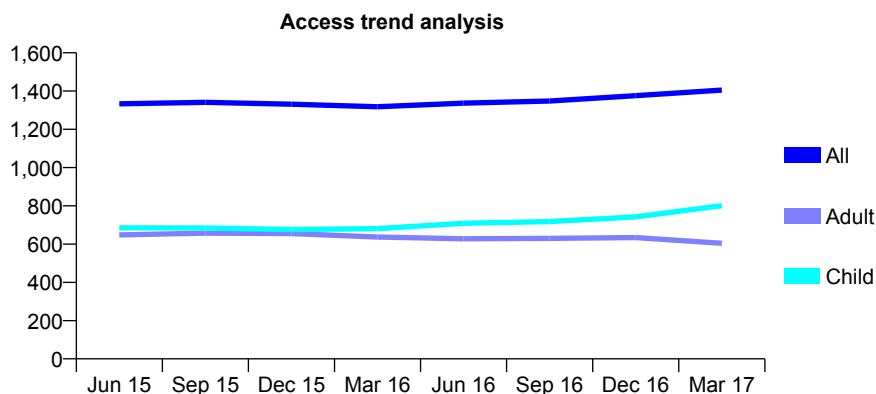
7A4 - Vital Signs At a Glance Contract Report for 250090/0001 - March 2017

Name or company name	MR M THOMAS
Contract type name	GDS Contract
Purpose of contract	General
Contract start date	01/04/2006
Contract end date	

16/17 Contracted general activity (UDA)	4,509
Carry forward general activity (UDA)	0
16/17 Contracted orthodontic activity (UOA)	0
Carry forward orthodontic activity (UOA)	0
Baseline contract value	£110,363.69

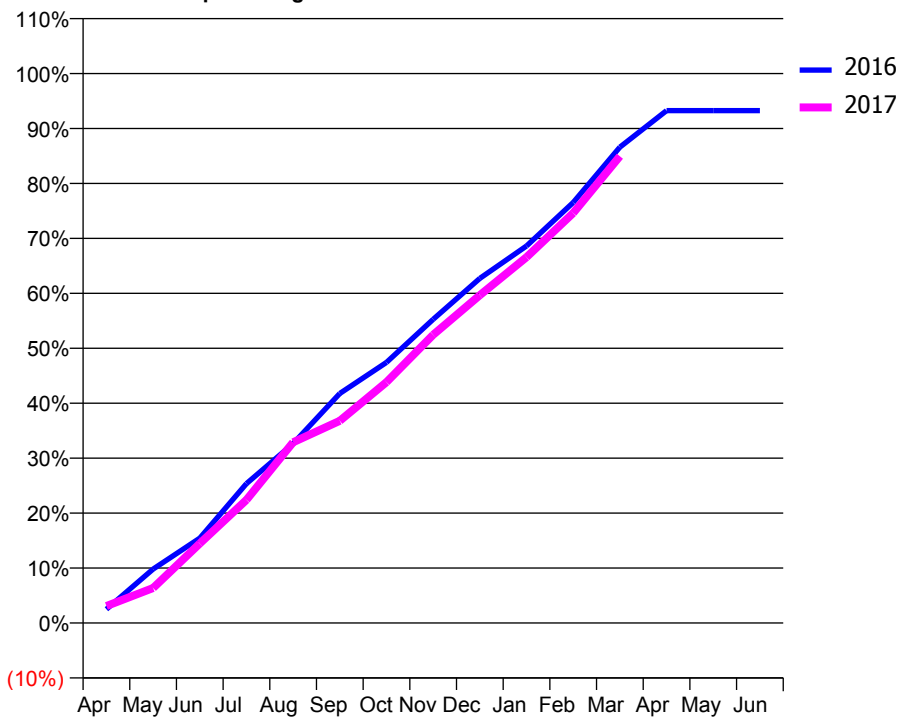
ACCESS*

Patients seen in 24 months	Total	Change since previous quarter
Quarter ending March 2016	1,318	
Quarter ending June 2016	1,337	→
Quarter ending September 2016	1,348	→
Quarter ending December 2016	1,376	↑
Quarter ending March 2017	1,405	↑
Variance since March 2016	6.6%	↑



ACTIVITY

Cumulative percentage of contracted UDA delivered 2016 & 2017



Month	Adjusted Scheduled Activity (UDA)	
	2016	2017
April	122	140
May	473	288
June	744	653
July	1,223	1,011
August	1,574	1,483
September	2,013	1,660
October	2,287	1,977
November	2,664	2,365
December	3,023	2,690
January	3,307	3,002
February	3,689	3,364
March	4,174	3,830
April	4,495	
May	4,495	
June	4,495	

QUALITY

	Quantity	Base Number	Contract	LHB	Wales
% of FP17s for the same patient ID Re-attending within 3 months - Children	173	1,492	11.6%	9.1%	11.3%
% of FP17s for the same patient ID Re-attending within 3 months - Adults	182	839	21.7%	16.4%	16.7%
% of FP17s for the same patient ID Re-attending between 3 & 9 months - Children	1,005	1,492	67.4%	55.3%	58.0%
% of FP17s for the same patient ID Re-attending between 3 & 9 months - Adults	448	839	53.4%	52.4%	53.7%
% of FP17s for Band 1 Urgent Courses	262	2,195	11.9%	9.2%	9.0%
% of FP17s Relating to Free Repair or Replacements	5	2,195	0.2%	0.7%	0.7%
% of FP17s Relating to Continuations	4	2,195	0.2%	1.1%	0.9%
% of Patients satisfied with the dentistry they have received	4	4	N/A	94.3%	93.9%
% of Patients satisfied with the time they had to wait for an appointment	4	4	N/A	89.5%	88.4%

* This is based on patients treated on this contract for their most recent course of treatment. Figures in italics indicate the base number of FP17s or Patient Questionnaire responses are less than 100. N/A is shown where the base number of responses is less than 10 during the period. % is calculated as Quantity/Base number*100

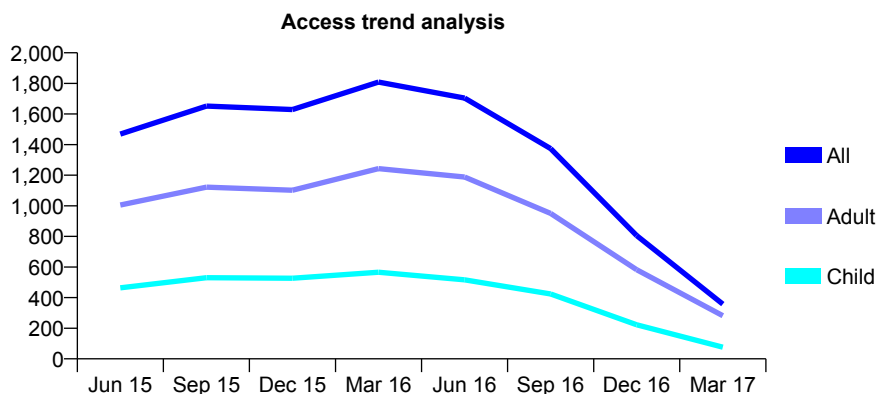
7A4 - Vital Signs At a Glance Contract Report for 261475/0001 - March 2017

Name or company name	MISS KE PALMER
Contract type name	GDS Contract
Purpose of contract	General
Contract start date	01/04/2006
Contract end date	31/08/2016

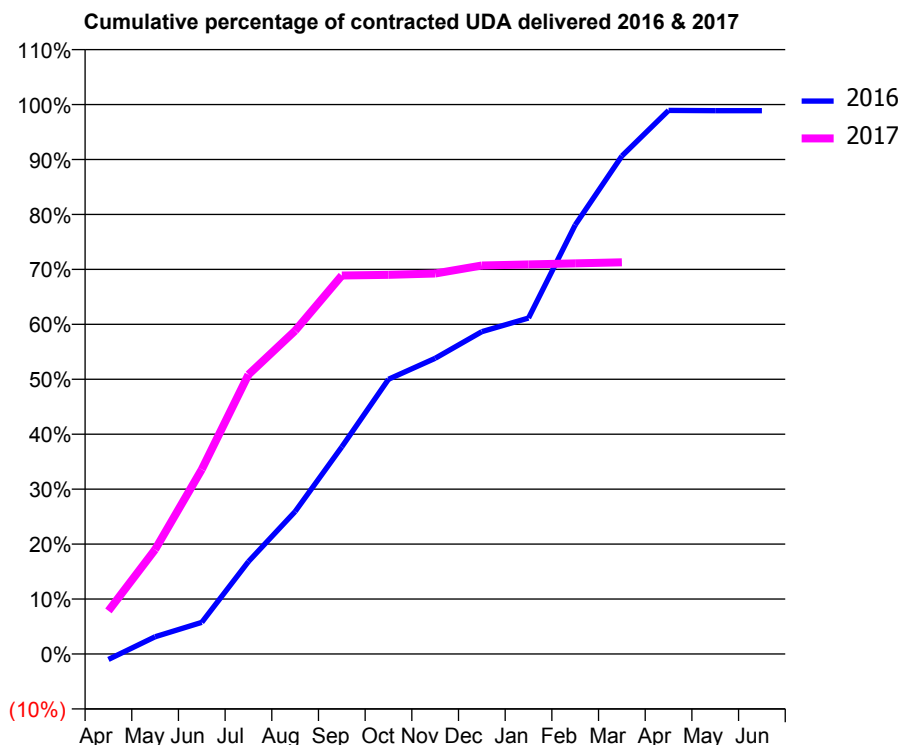
16/17 Contracted general activity (UDA)	2,121
Carry forward general activity (UDA)	57
16/17 Contracted orthodontic activity (UOA)	0
Carry forward orthodontic activity (UOA)	0
Baseline contract value	£54,955.63

ACCESS*

Patients seen in 24 months	Total	Change since previous quarter
Quarter ending March 2016	1,809	
Quarter ending June 2016	1,704	↓
Quarter ending September 2016	1,374	↓
Quarter ending December 2016	806	↓
Quarter ending March 2017	358	↓
Variance since March 2016	(80.2%)	↓



ACTIVITY



Month	Adjusted Scheduled Activity (UDA)	
	2016	2017
April	-51	166
May	160	403
June	294	713
July	857	1,079
August	1,320	1,248
September	1,919	1,461
October	2,546	1,464
November	2,740	1,469
December	2,987	1,500
January	3,113	1,504
February	3,974	1,508
March	4,614	1,512
April	5,036	
May	5,034	
June	5,034	

QUALITY

	Quantity	Base Number	Contract	LHB	Wales
% of FP17s for the same patient ID Re-attending within 3 months - Children	8	318	2.5%	9.1%	11.3%
% of FP17s for the same patient ID Re-attending within 3 months - Adults	73	723	10.1%	16.4%	16.7%
% of FP17s for the same patient ID Re-attending between 3 & 9 months - Children	201	318	63.2%	55.3%	58.0%
% of FP17s for the same patient ID Re-attending between 3 & 9 months - Adults	392	723	54.2%	52.4%	53.7%
% of FP17s for Band 1 Urgent Courses	74	854	8.7%	9.2%	9.0%
% of FP17s Relating to Free Repair or Replacements	15	854	1.8%	0.7%	0.7%
% of FP17s Relating to Continuations	0	854	0.0%	1.1%	0.9%
% of Patients satisfied with the dentistry they have received	7	8	N/A	94.3%	93.9%
% of Patients satisfied with the time they had to wait for an appointment	7	8	N/A	89.5%	88.4%

* This is based on patients treated on this contract for their most recent course of treatment. Figures in italics indicate the base number of FP17s or Patient Questionnaire responses are less than 100. N/A is shown where the base number of responses is less than 10 during the period. % is calculated as Quantity/Base number*100

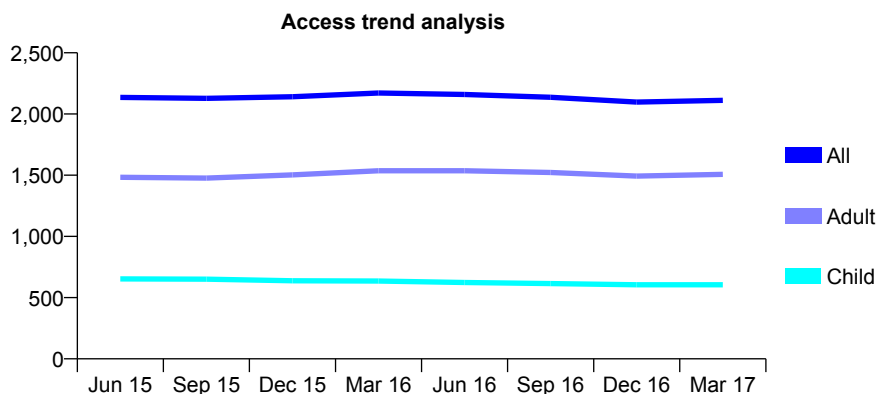
7A4 - Vital Signs At a Glance Contract Report for 264547/0001 - March 2017

Name or company name	MISS A WICKRAMASINGHE
Contract type name	GDS Contract
Purpose of contract	General
Contract start date	01/09/2010
Contract end date	

16/17 Contracted general activity (UDA)	8,116
Carry forward general activity (UDA)	28
16/17 Contracted orthodontic activity (UOA)	0
Carry forward orthodontic activity (UOA)	0
Baseline contract value	£186,459.69

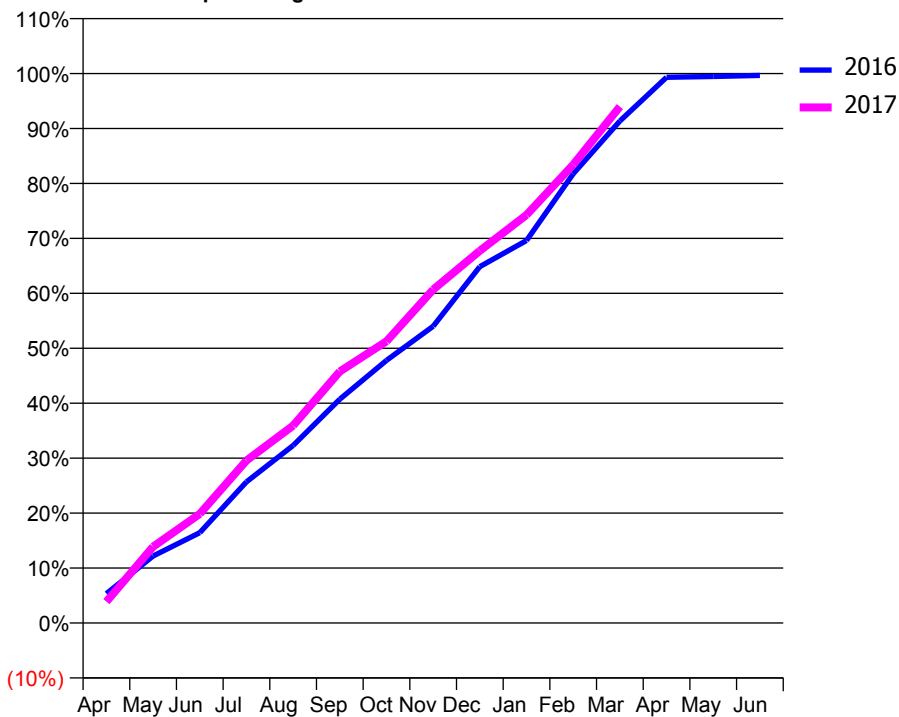
ACCESS*

Patients seen in 24 months	Total	Change since previous quarter
Quarter ending March 2016	2,172	
Quarter ending June 2016	2,160	→
Quarter ending September 2016	2,137	↓
Quarter ending December 2016	2,098	↓
Quarter ending March 2017	2,112	→
Variance since March 2016	(2.8%)	↓



ACTIVITY

Cumulative percentage of contracted UDA delivered 2016 & 2017



Month	Adjusted Scheduled Activity (UDA)	
	2016	2017
April	434	315
May	990	1,127
June	1,335	1,611
July	2,085	2,401
August	2,622	2,916
September	3,305	3,716
October	3,879	4,161
November	4,384	4,925
December	5,263	5,499
January	5,650	6,028
February	6,634	6,770
March	7,414	7,627
April	8,061	
May	8,073	
June	8,088	

QUALITY

	Quantity	Base Number	Contract	LHB	Wales
% of FP17s for the same patient ID Re-attending within 3 months - Children	60	970	6.2%	9.1%	11.3%
% of FP17s for the same patient ID Re-attending within 3 months - Adults	441	2,611	16.9%	16.4%	16.7%
% of FP17s for the same patient ID Re-attending between 3 & 9 months - Children	644	970	66.4%	55.3%	58.0%
% of FP17s for the same patient ID Re-attending between 3 & 9 months - Adults	1,662	2,611	63.7%	52.4%	53.7%
% of FP17s for Band 1 Urgent Courses	278	3,399	8.2%	9.2%	9.0%
% of FP17s Relating to Free Repair or Replacements	36	3,399	1.1%	0.7%	0.7%
% of FP17s Relating to Continuations	62	3,399	1.8%	1.1%	0.9%
% of Patients satisfied with the dentistry they have received	14	14	100.0%	94.3%	93.9%
% of Patients satisfied with the time they had to wait for an appointment	14	14	100.0%	89.5%	88.4%

* This is based on patients treated on this contract for their most recent course of treatment. Figures in italics indicate the base number of FP17s or Patient Questionnaire responses are less than 100. N/A is shown where the base number of responses is less than 10 during the period. % is calculated as Quantity/Base number*100

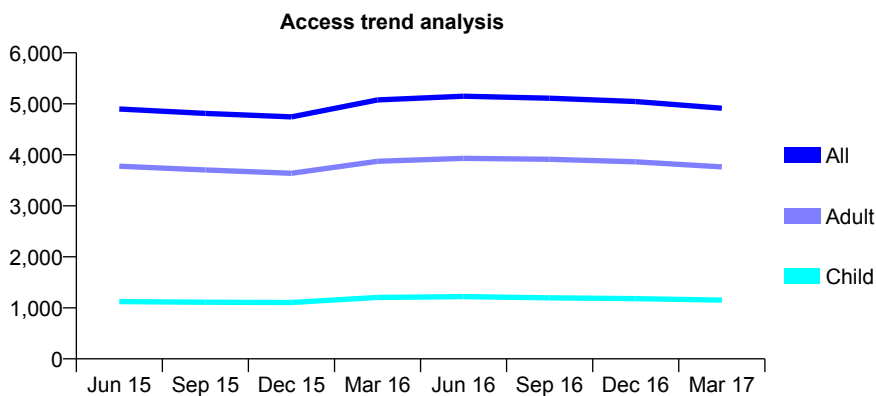
7A4 - Vital Signs At a Glance Contract Report for 359203/0001 - March 2017

Name or company name	MR DJ ROGERS
Contract type name	GDS Contract
Purpose of contract	General
Contract start date	01/11/2012
Contract end date	

16/17 Contracted general activity (UDA)	15,009
Carry forward general activity (UDA)	0
16/17 Contracted orthodontic activity (UOA)	0
Carry forward orthodontic activity (UOA)	0
Baseline contract value	£360,896.78

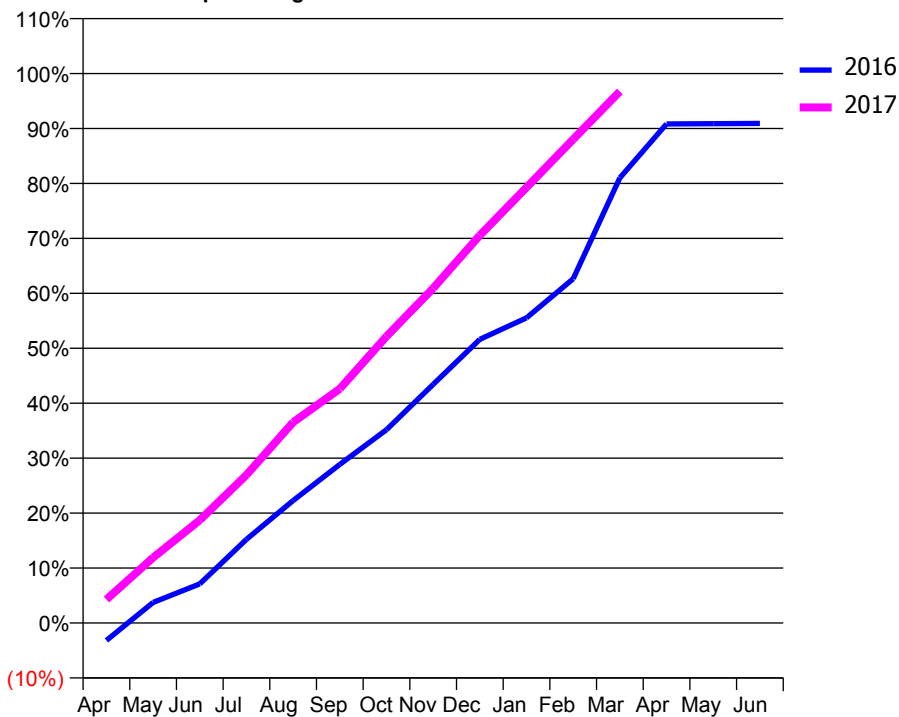
ACCESS*

Patients seen in 24 months	Total	Change since previous quarter
Quarter ending March 2016	5,077	
Quarter ending June 2016	5,150	→
Quarter ending September 2016	5,110	→
Quarter ending December 2016	5,044	↓
Quarter ending March 2017	4,915	↓
Variance since March 2016	(3.2%)	↓



ACTIVITY

Cumulative percentage of contracted UDA delivered 2016 & 2017



Month	Adjusted Scheduled Activity (UDA)	
	2016	2017
April	-480	643
May	564	1,788
June	1,067	2,810
July	2,284	4,045
August	3,344	5,483
September	4,332	6,397
October	5,279	7,829
November	6,517	9,145
December	7,751	10,591
January	8,334	11,896
February	9,402	13,213
March	12,159	14,520
April	13,631	
May	13,637	
June	13,645	

QUALITY

	Quantity	Base Number	Contract	LHB	Wales
% of FP17s for the same patient ID Re-attending within 3 months - Children	116	1,838	6.3%	9.1%	11.3%
% of FP17s for the same patient ID Re-attending within 3 months - Adults	938	5,730	16.4%	16.4%	16.7%
% of FP17s for the same patient ID Re-attending between 3 & 9 months - Children	1,183	1,838	64.4%	55.3%	58.0%
% of FP17s for the same patient ID Re-attending between 3 & 9 months - Adults	3,212	5,730	56.1%	52.4%	53.7%
% of FP17s for Band 1 Urgent Courses	374	6,977	5.4%	9.2%	9.0%
% of FP17s Relating to Free Repair or Replacements	85	6,977	1.2%	0.7%	0.7%
% of FP17s Relating to Continuations	89	6,977	1.3%	1.1%	0.9%
% of Patients satisfied with the dentistry they have received	37	39	94.9%	94.3%	93.9%
% of Patients satisfied with the time they had to wait for an appointment	35	39	89.7%	89.5%	88.4%

* This is based on patients treated on this contract for their most recent course of treatment. Figures in italics indicate the base number of FP17s or Patient Questionnaire responses are less than 100. N/A is shown where the base number of responses is less than 10 during the period. % is calculated as Quantity/Base number*100

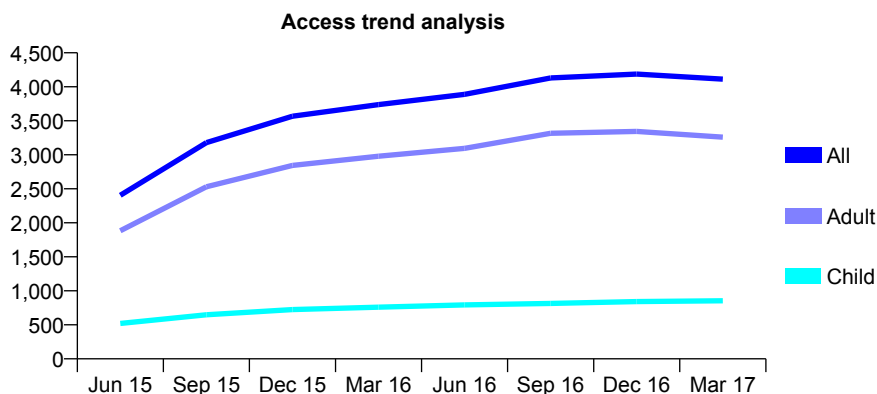
7A4 - Vital Signs At a Glance Contract Report for 567507/0004 - March 2017

Name or company name	MRS P SATCHELL
Contract type name	GDS Contract
Purpose of contract	General
Contract start date	01/12/2014
Contract end date	

16/17 Contracted general activity (UDA)	10,052
Carry forward general activity (UDA)	-503
16/17 Contracted orthodontic activity (UOA)	0
Carry forward orthodontic activity (UOA)	0
Baseline contract value	£200,618.04

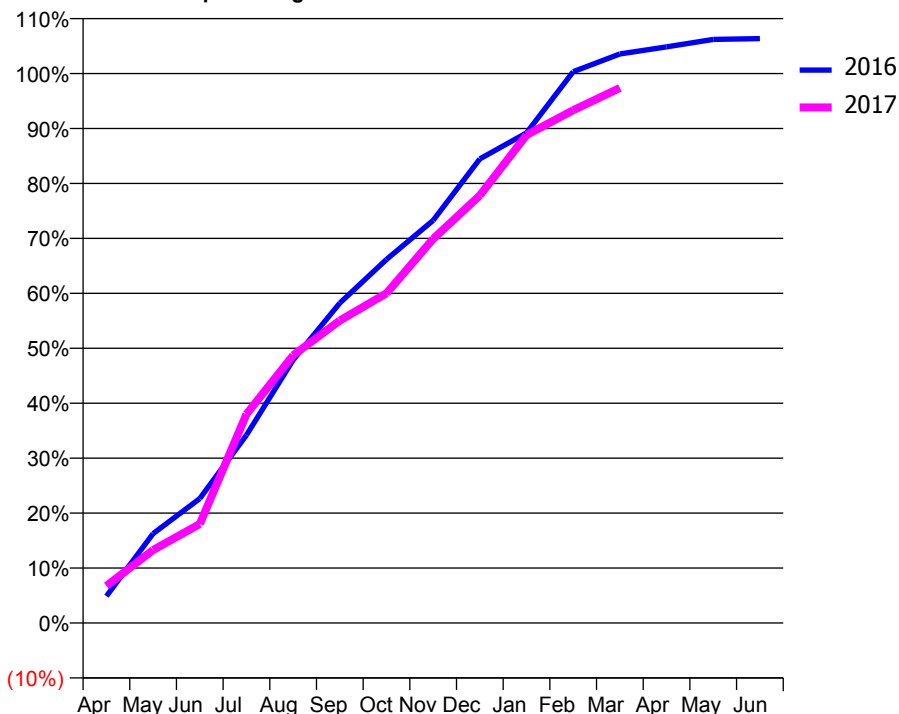
ACCESS*

Patients seen in 24 months	Total	Change since previous quarter
Quarter ending March 2016	3,739	
Quarter ending June 2016	3,889	↑
Quarter ending September 2016	4,131	↑
Quarter ending December 2016	4,187	→
Quarter ending March 2017	4,113	↓
Variance since March 2016	10.0%	↑



ACTIVITY

Cumulative percentage of contracted UDA delivered 2016 & 2017



Month	Adjusted Scheduled Activity (UDA)	
	2016	2017
April	492	679
May	1,636	1,335
June	2,278	1,812
July	3,439	3,821
August	4,812	4,897
September	5,852	5,534
October	6,650	6,031
November	7,365	7,027
December	8,489	7,821
January	8,965	8,927
February	10,084	9,379
March	10,410	9,788
April	10,539	
May	10,675	
June	10,691	

QUALITY

	Quantity	Base Number	Contract	LHB	Wales
% of FP17s for the same patient ID Re-attending within 3 months - Children	33	1,182	2.8%	9.1%	11.3%
% of FP17s for the same patient ID Re-attending within 3 months - Adults	170	3,707	4.6%	16.4%	16.7%
% of FP17s for the same patient ID Re-attending between 3 & 9 months - Children	741	1,182	62.7%	55.3%	58.0%
% of FP17s for the same patient ID Re-attending between 3 & 9 months - Adults	2,100	3,707	56.6%	52.4%	53.7%
% of FP17s for Band 1 Urgent Courses	155	4,722	3.3%	9.2%	9.0%
% of FP17s Relating to Free Repair or Replacements	0	4,722	0.0%	0.7%	0.7%
% of FP17s Relating to Continuations	0	4,722	0.0%	1.1%	0.9%
% of Patients satisfied with the dentistry they have received	14	16	87.5%	94.3%	93.9%
% of Patients satisfied with the time they had to wait for an appointment	14	16	87.5%	89.5%	88.4%

* This is based on patients treated on this contract for their most recent course of treatment. Figures in italics indicate the base number of FP17s or Patient Questionnaire responses are less than 100. N/A is shown where the base number of responses is less than 10 during the period. % is calculated as Quantity/Base number*100

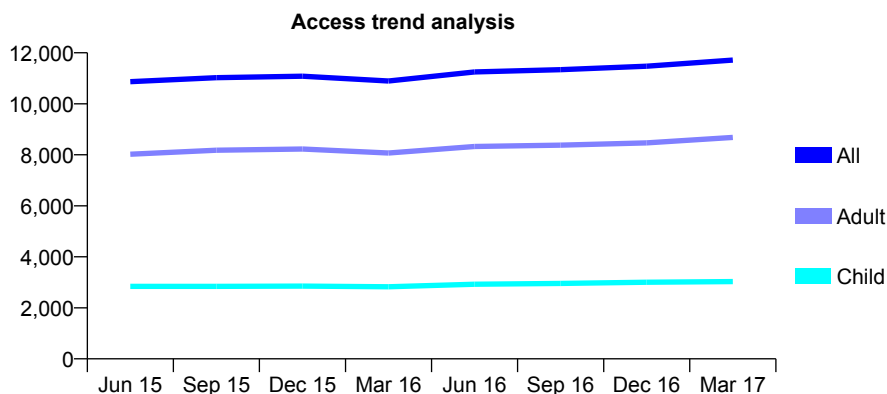
7A4 - Vital Signs At a Glance Contract Report for 578851/0001 - March 2017

Name or company name	MR DR COX
Contract type name	GDS Contract
Purpose of contract	General
Contract start date	01/04/2006
Contract end date	

16/17 Contracted general activity (UDA)	31,971
Carry forward general activity (UDA)	542
16/17 Contracted orthodontic activity (UOA)	0
Carry forward orthodontic activity (UOA)	0
Baseline contract value	£778,562.17

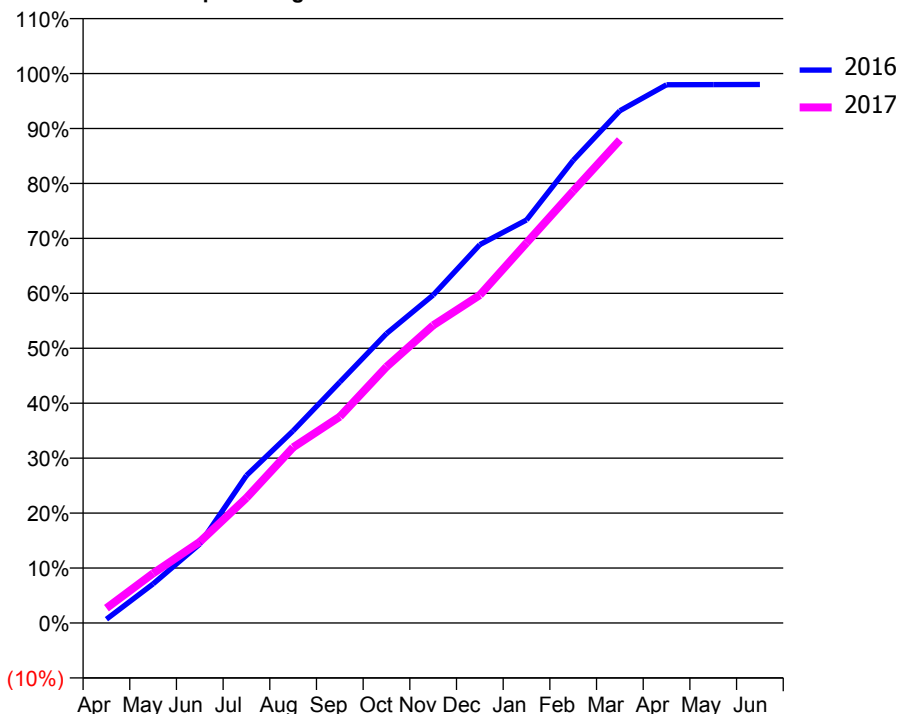
ACCESS*

Patients seen in 24 months	Total	Change since previous quarter
Quarter ending March 2016	10,896	
Quarter ending June 2016	11,252	↑
Quarter ending September 2016	11,338	→
Quarter ending December 2016	11,474	→
Quarter ending March 2017	11,716	↑
Variance since March 2016	7.5%	↑



ACTIVITY

Cumulative percentage of contracted UDA delivered 2016 & 2017



Month	Adjusted Scheduled Activity (UDA)	
	2016	2017
April	188	868
May	1,925	2,887
June	3,883	4,718
July	7,256	7,281
August	9,456	10,220
September	11,846	12,008
October	14,236	14,908
November	16,132	17,318
December	18,607	19,082
January	19,823	22,119
February	22,752	25,132
March	25,195	28,108
April	26,474	
May	26,479	
June	26,482	

QUALITY

	Quantity	Base Number	Contract	LHB	Wales
% of FP17s for the same patient ID Re-attending within 3 months - Children	296	4,572	6.5%	9.1%	11.3%
% of FP17s for the same patient ID Re-attending within 3 months - Adults	1,850	12,629	14.6%	16.4%	16.7%
% of FP17s for the same patient ID Re-attending between 3 & 9 months - Children	2,403	4,572	52.6%	55.3%	58.0%
% of FP17s for the same patient ID Re-attending between 3 & 9 months - Adults	6,513	12,629	51.6%	52.4%	53.7%
% of FP17s for Band 1 Urgent Courses	1,527	16,525	9.2%	9.2%	9.0%
% of FP17s Relating to Free Repair or Replacements	171	16,525	1.0%	0.7%	0.7%
% of FP17s Relating to Continuations	79	16,525	0.5%	1.1%	0.9%
% of Patients satisfied with the dentistry they have received	38	39	97.4%	94.3%	93.9%
% of Patients satisfied with the time they had to wait for an appointment	36	39	92.3%	89.5%	88.4%

* This is based on patients treated on this contract for their most recent course of treatment. Figures in italics indicate the base number of FP17s or Patient Questionnaire responses are less than 100. N/A is shown where the base number of responses is less than 10 during the period. % is calculated as Quantity/Base number*100

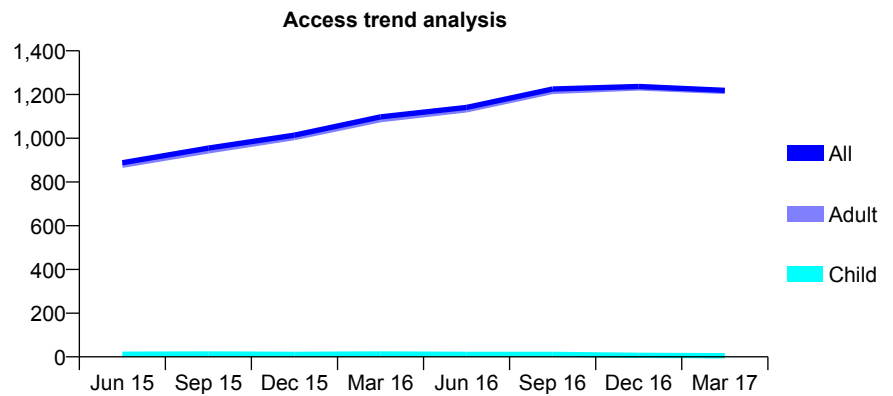
7A4 - Vital Signs At a Glance Contract Report for 578851/0004 - March 2017

Name or company name	MR DR COX
Contract type name	PDS Contract
Purpose of contract	General
Contract start date	01/01/2011
Contract end date	31/03/2017

16/17 Contracted general activity (UDA)	1,875
Carry forward general activity (UDA)	0
16/17 Contracted orthodontic activity (UOA)	0
Carry forward orthodontic activity (UOA)	0
Baseline contract value	£45,533.73

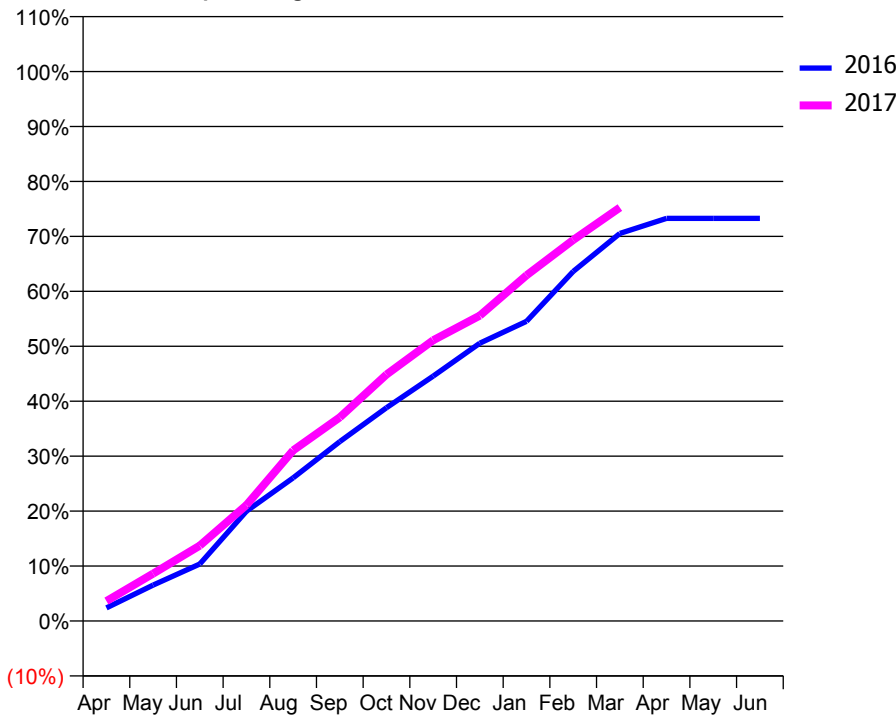
ACCESS*

Patients seen in 24 months	Total	Change since previous quarter
Quarter ending March 2016	1,098	
Quarter ending June 2016	1,141	↑
Quarter ending September 2016	1,225	↑
Quarter ending December 2016	1,237	→
Quarter ending March 2017	1,219	↓
Variance since March 2016	11.0%	↑



ACTIVITY

Cumulative percentage of contracted UDA delivered 2016 & 2017



Month	Adjusted Scheduled Activity (UDA)	
	2016	2017
April	45	68
May	122	162
June	194	257
July	375	396
August	488	582
September	612	695
October	728	841
November	836	958
December	948	1,042
January	1,023	1,180
February	1,193	1,300
March	1,323	1,411
April	1,374	
May	1,374	
June	1,374	

QUALITY

	Quantity	Base Number	Contract	LHB	Wales
% of FP17s for the same patient ID Re-attending within 3 months - Children	0	10	0.0%	9.1%	11.3%
% of FP17s for the same patient ID Re-attending within 3 months - Adults	41	1,201	3.4%	16.4%	16.7%
% of FP17s for the same patient ID Re-attending between 3 & 9 months - Children	0	10	0.0%	55.3%	58.0%
% of FP17s for the same patient ID Re-attending between 3 & 9 months - Adults	18	1,201	1.5%	52.4%	53.7%
% of FP17s for Band 1 Urgent Courses	1,154	1,168	98.8%	9.2%	9.0%
% of FP17s Relating to Free Repair or Replacements	0	1,168	0.0%	0.7%	0.7%
% of FP17s Relating to Continuations	0	1,168	0.0%	1.1%	0.9%
% of Patients satisfied with the dentistry they have received	4	4	N/A	94.3%	93.9%
% of Patients satisfied with the time they had to wait for an appointment	4	4	N/A	89.5%	88.4%

* This is based on patients treated on this contract for their most recent course of treatment. Figures in italics indicate the base number of FP17s or Patient Questionnaire responses are less than 100. N/A is shown where the base number of responses is less than 10 during the period. % is calculated as Quantity/Base number*100

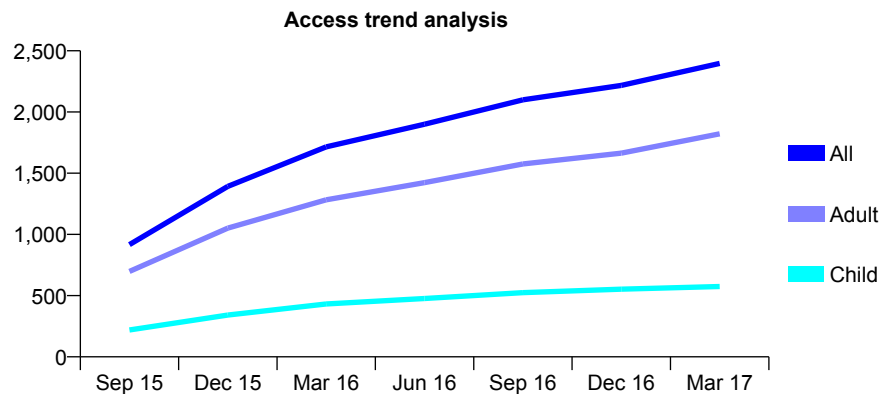
7A4 - Vital Signs At a Glance Contract Report for 620564/0002 - March 2017

Name or company name	MR IC HOOPER
Contract type name	GDS Contract
Purpose of contract	General
Contract start date	20/04/2015
Contract end date	

16/17 Contracted general activity (UDA)	6,638
Carry forward general activity (UDA)	0
16/17 Contracted orthodontic activity (UOA)	0
Carry forward orthodontic activity (UOA)	0
Baseline contract value	£162,488.66

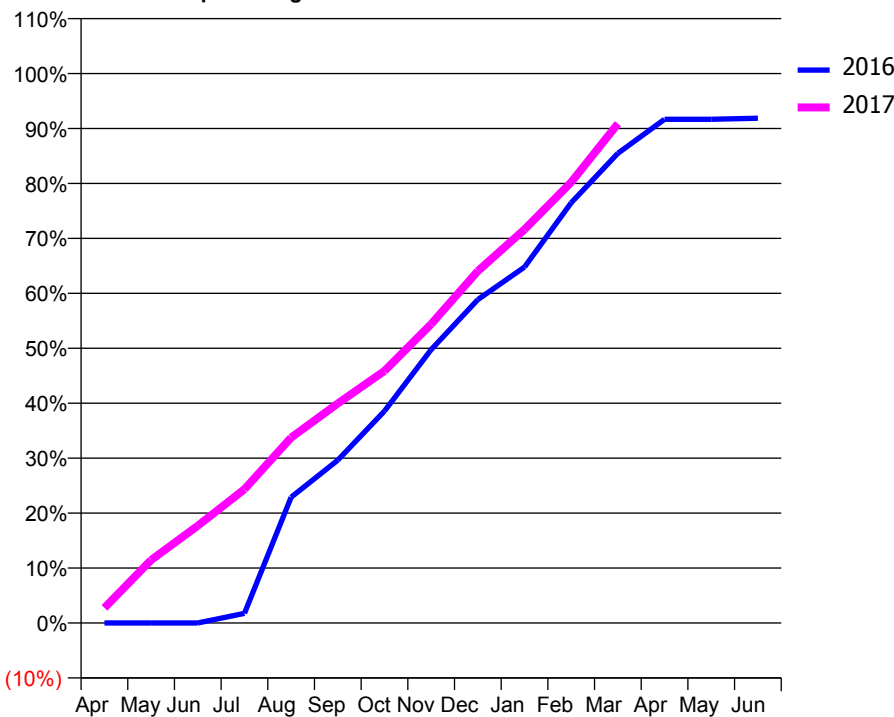
ACCESS*

Patients seen in 24 months	Total	Change since previous quarter
Quarter ending March 2016	1,715	
Quarter ending June 2016	1,900	↑
Quarter ending September 2016	2,100	↑
Quarter ending December 2016	2,217	↑
Quarter ending March 2017	2,397	↑
Variance since March 2016	39.8%	↑



ACTIVITY

Cumulative percentage of contracted UDA delivered 2016 & 2017



Month	Adjusted Scheduled Activity (UDA)	
	2016	2017
April	0	183
May	0	760
June	0	1,175
July	110	1,617
August	1,440	2,240
September	1,864	2,652
October	2,426	3,045
November	3,128	3,611
December	3,701	4,252
January	4,073	4,755
February	4,808	5,324
March	5,375	6,032
April	5,764	
May	5,764	
June	5,776	

QUALITY

	Quantity	Base Number	Contract	LHB	Wales
% of FP17s for the same patient ID Re-attending within 3 months - Children	58	770	7.5%	9.1%	11.3%
% of FP17s for the same patient ID Re-attending within 3 months - Adults	460	2,419	19.0%	16.4%	16.7%
% of FP17s for the same patient ID Re-attending between 3 & 9 months - Children	380	770	49.4%	55.3%	58.0%
% of FP17s for the same patient ID Re-attending between 3 & 9 months - Adults	1,054	2,419	43.6%	52.4%	53.7%
% of FP17s for Band 1 Urgent Courses	385	3,012	12.8%	9.2%	9.0%
% of FP17s Relating to Free Repair or Replacements	17	3,012	0.6%	0.7%	0.7%
% of FP17s Relating to Continuations	41	3,012	1.4%	1.1%	0.9%
% of Patients satisfied with the dentistry they have received	10	10	100.0%	94.3%	93.9%
% of Patients satisfied with the time they had to wait for an appointment	10	10	100.0%	89.5%	88.4%

* This is based on patients treated on this contract for their most recent course of treatment. Figures in italics indicate the base number of FP17s or Patient Questionnaire responses are less than 100. N/A is shown where the base number of responses is less than 10 during the period. % is calculated as Quantity/Base number*100

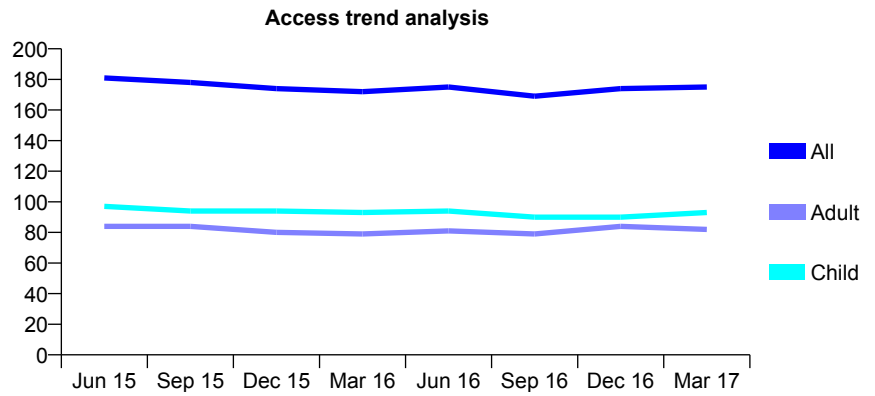
7A4 - Vital Signs At a Glance Contract Report for 631590/0001 - March 2017

Name or company name	MISS JM HENDLY
Contract type name	GDS Contract
Purpose of contract	General
Contract start date	01/04/2006
Contract end date	

16/17 Contracted general activity (UDA)	270
Carry forward general activity (UDA)	-9
16/17 Contracted orthodontic activity (UOA)	0
Carry forward orthodontic activity (UOA)	0
Baseline contract value	£8,124.78

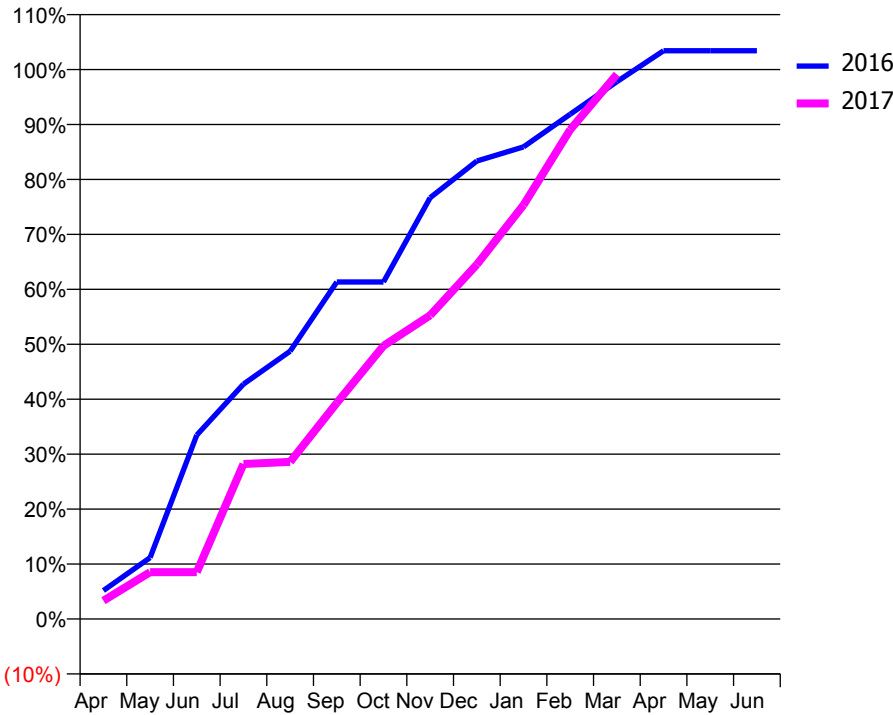
ACCESS*

Patients seen in 24 months	Total	Change since previous quarter
Quarter ending March 2016	172	
Quarter ending June 2016	175	→
Quarter ending September 2016	169	↓
Quarter ending December 2016	174	↑
Quarter ending March 2017	175	→
Variance since March 2016	1.7%	→



ACTIVITY

Cumulative percentage of contracted UDA delivered 2016 & 2017



Month	Adjusted Scheduled Activity (UDA)	
	2016	2017
April	14	9
May	30	23
June	90	23
July	115	76
August	132	77
September	166	106
October	166	134
November	207	149
December	225	174
January	232	203
February	248	240
March	264	268
April	279	
May	279	
June	279	

QUALITY

	Quantity	Base Number	Contract	LHB	Wales
% of FP17s for the same patient ID Re-attending within 3 months - Children	3	95	3.2%	9.1%	11.3%
% of FP17s for the same patient ID Re-attending within 3 months - Adults	4	75	5.3%	16.4%	16.7%
% of FP17s for the same patient ID Re-attending between 3 & 9 months - Children	26	95	27.4%	55.3%	58.0%
% of FP17s for the same patient ID Re-attending between 3 & 9 months - Adults	26	75	34.7%	52.4%	53.7%
% of FP17s for Band 1 Urgent Courses	3	160	1.9%	9.2%	9.0%
% of FP17s Relating to Free Repair or Replacements	0	160	0.0%	0.7%	0.7%
% of FP17s Relating to Continuations	0	160	0.0%	1.1%	0.9%
% of Patients satisfied with the dentistry they have received	1	1	N/A	94.3%	93.9%
% of Patients satisfied with the time they had to wait for an appointment	1	1	N/A	89.5%	88.4%

* This is based on patients treated on this contract for their most recent course of treatment. Figures in italics indicate the base number of FP17s or Patient Questionnaire responses are less than 100. N/A is shown where the base number of responses is less than 10 during the period. % is calculated as Quantity/Base number*100

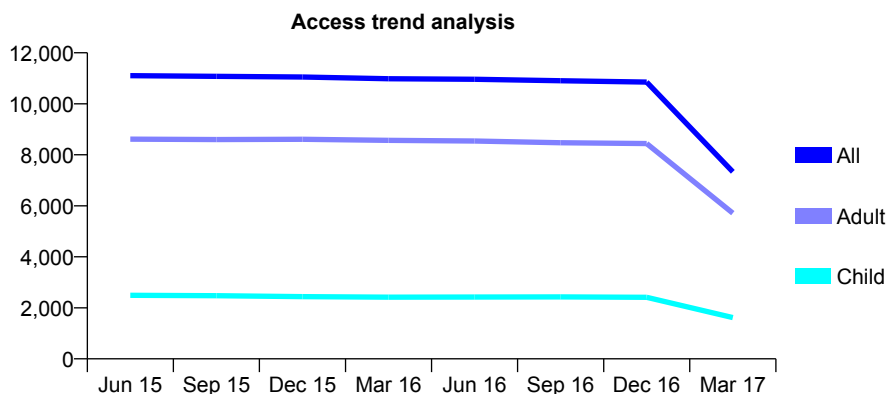
7A4 - Vital Signs At a Glance Contract Report for 642258/0001 - March 2017

Name or company name	MR PT DALY
Contract type name	GDS Contract
Purpose of contract	General
Contract start date	01/04/2006
Contract end date	31/12/2016

16/17 Contracted general activity (UDA)	25,972
Carry forward general activity (UDA)	-926
16/17 Contracted orthodontic activity (UOA)	0
Carry forward orthodontic activity (UOA)	0
Baseline contract value	£665,963.10

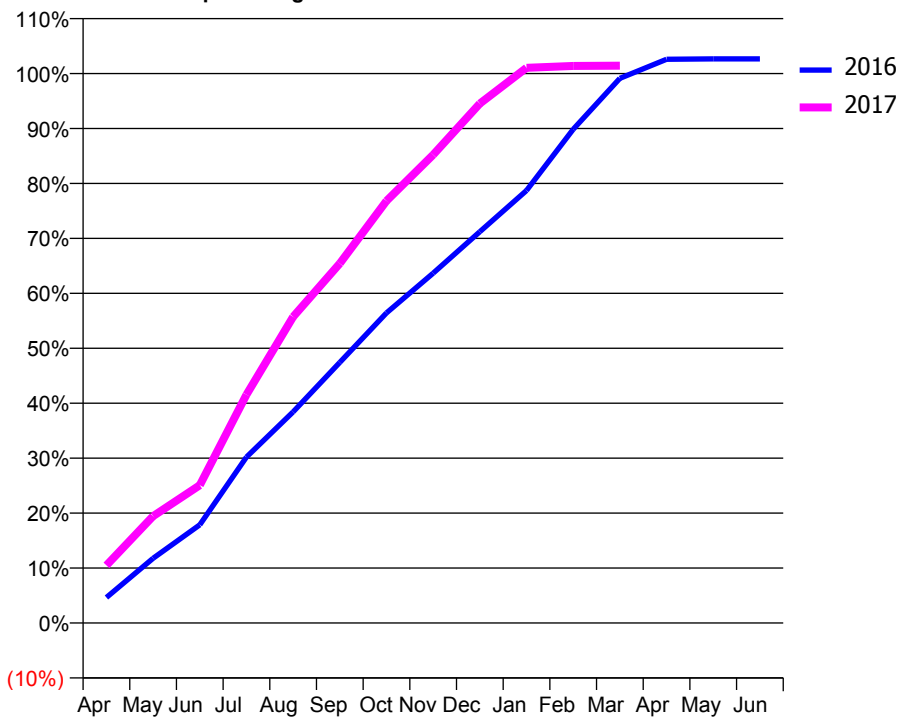
ACCESS*

Patients seen in 24 months	Total	Change since previous quarter
Quarter ending March 2016	10,985	
Quarter ending June 2016	10,960	→
Quarter ending September 2016	10,903	→
Quarter ending December 2016	10,853	→
Quarter ending March 2017	7,334	↓
Variance since March 2016	(33.2%)	↓



ACTIVITY

Cumulative percentage of contracted UDA delivered 2016 & 2017



Month	Adjusted Scheduled Activity (UDA)	
	2016	2017
April	1,606	2,728
May	4,078	5,052
June	6,193	6,517
July	10,459	10,795
August	13,306	14,472
September	16,422	16,994
October	19,539	19,950
November	22,047	22,134
December	24,656	24,549
January	27,258	26,241
February	31,115	26,330
March	34,327	26,341
April	35,527	
May	35,555	
June	35,555	

QUALITY

	Quantity	Base Number	Contract	LHB	Wales
% of FP17s for the same patient ID Re-attending within 3 months - Children	261	2,974	8.8%	9.1%	11.3%
% of FP17s for the same patient ID Re-attending within 3 months - Adults	1,964	10,385	18.9%	16.4%	16.7%
% of FP17s for the same patient ID Re-attending between 3 & 9 months - Children	1,772	2,974	59.6%	55.3%	58.0%
% of FP17s for the same patient ID Re-attending between 3 & 9 months - Adults	5,594	10,385	53.9%	52.4%	53.7%
% of FP17s for Band 1 Urgent Courses	1,095	12,718	8.6%	9.2%	9.0%
% of FP17s Relating to Free Repair or Replacements	150	12,718	1.2%	0.7%	0.7%
% of FP17s Relating to Continuations	149	12,718	1.2%	1.1%	0.9%
% of Patients satisfied with the dentistry they have received	57	62	91.9%	94.3%	93.9%
% of Patients satisfied with the time they had to wait for an appointment	60	62	96.8%	89.5%	88.4%

* This is based on patients treated on this contract for their most recent course of treatment. Figures in italics indicate the base number of FP17s or Patient Questionnaire responses are less than 100. N/A is shown where the base number of responses is less than 10 during the period. % is calculated as Quantity/Base number*100

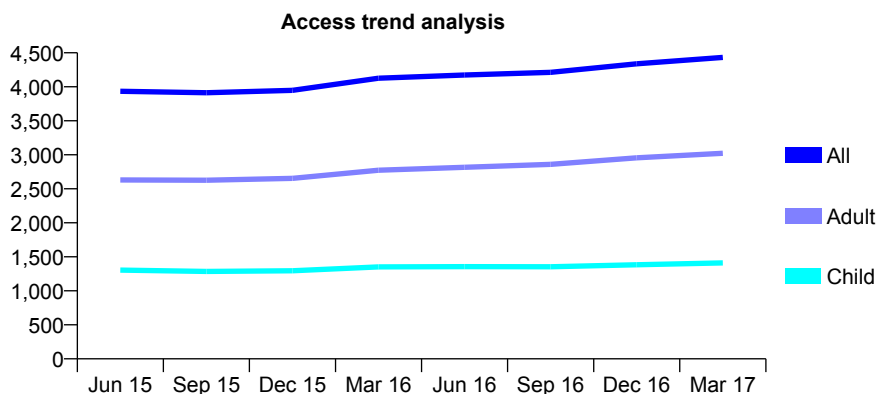
7A4 - Vital Signs At a Glance Contract Report for 673366/0001 - March 2017

Name or company name	MR MA CLARK
Contract type name	GDS Contract
Purpose of contract	General
Contract start date	01/04/2006
Contract end date	

16/17 Contracted general activity (UDA)	13,290
Carry forward general activity (UDA)	-267
16/17 Contracted orthodontic activity (UOA)	0
Carry forward orthodontic activity (UOA)	0
Baseline contract value	£328,838.80

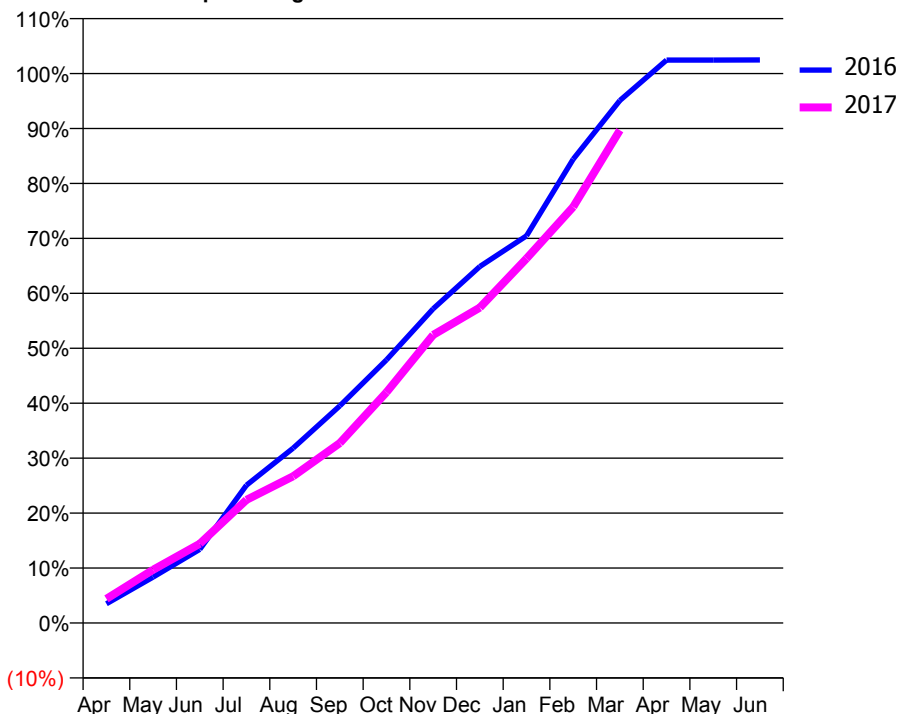
ACCESS*

Patients seen in 24 months	Total	Change since previous quarter
Quarter ending March 2016	4,126	
Quarter ending June 2016	4,173	→
Quarter ending September 2016	4,212	→
Quarter ending December 2016	4,338	↑
Quarter ending March 2017	4,433	↑
Variance since March 2016	7.4%	↑



ACTIVITY

Cumulative percentage of contracted UDA delivered 2016 & 2017



Adjusted Scheduled Activity (UDA)

Month	2016	2017
April	380	584
May	903	1,290
June	1,450	1,919
July	2,712	2,978
August	3,441	3,550
September	4,275	4,354
October	5,181	5,582
November	6,185	6,968
December	7,017	7,629
January	7,622	8,814
February	9,132	10,064
March	10,285	11,917
April	11,082	
May	11,082	
June	11,084	

QUALITY

	Quantity	Base Number	Contract	LHB	Wales
% of FP17s for the same patient ID Re-attending within 3 months - Children	161	2,210	7.3%	9.1%	11.3%
% of FP17s for the same patient ID Re-attending within 3 months - Adults	525	4,483	11.7%	16.4%	16.7%
% of FP17s for the same patient ID Re-attending between 3 & 9 months - Children	1,333	2,210	60.3%	55.3%	58.0%
% of FP17s for the same patient ID Re-attending between 3 & 9 months - Adults	2,672	4,483	59.6%	52.4%	53.7%
% of FP17s for Band 1 Urgent Courses	255	6,275	4.1%	9.2%	9.0%
% of FP17s Relating to Free Repair or Replacements	23	6,275	0.4%	0.7%	0.7%
% of FP17s Relating to Continuations	13	6,275	0.2%	1.1%	0.9%
% of Patients satisfied with the dentistry they have received	22	23	95.7%	94.3%	93.9%
% of Patients satisfied with the time they had to wait for an appointment	21	23	91.3%	89.5%	88.4%

* This is based on patients treated on this contract for their most recent course of treatment. Figures in italics indicate the base number of FP17s or Patient Questionnaire responses are less than 100. N/A is shown where the base number of responses is less than 10 during the period. % is calculated as Quantity/Base number*100

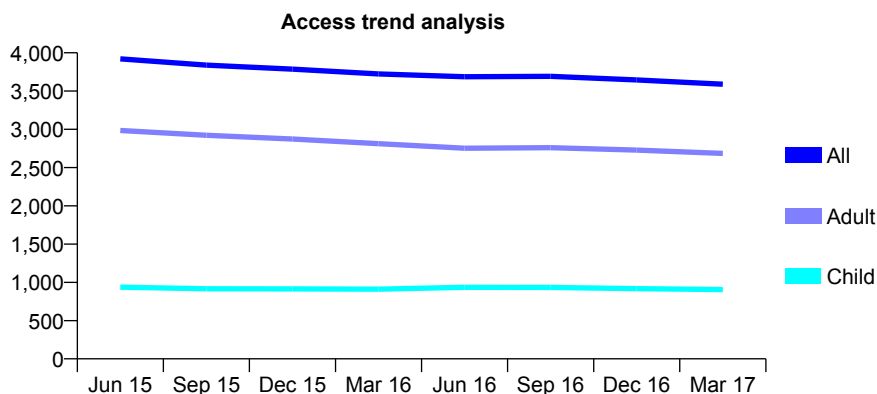
7A4 - Vital Signs At a Glance Contract Report for 675296/0001 - March 2017

Name or company name	MR A AKBAS
Contract type name	GDS Contract
Purpose of contract	General
Contract start date	01/04/2006
Contract end date	

16/17 Contracted general activity (UDA)	15,000
Carry forward general activity (UDA)	0
16/17 Contracted orthodontic activity (UOA)	0
Carry forward orthodontic activity (UOA)	0
Baseline contract value	£376,830.16

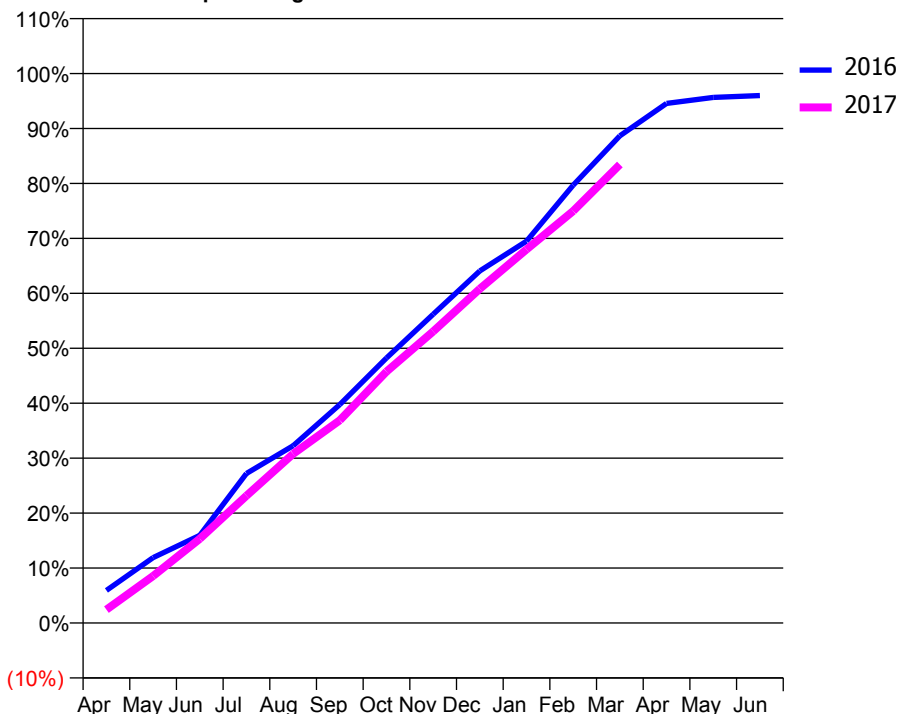
ACCESS*

Patients seen in 24 months	Total	Change since previous quarter
Quarter ending March 2016	3,724	
Quarter ending June 2016	3,688	→
Quarter ending September 2016	3,693	→
Quarter ending December 2016	3,645	↓
Quarter ending March 2017	3,590	↓
Variance since March 2016	(3.6%)	↓



ACTIVITY

Cumulative percentage of contracted UDA delivered 2016 & 2017



Month	Adjusted Scheduled Activity (UDA)	
	2016	2017
April	888	365
May	1,785	1,282
June	2,393	2,297
July	4,082	3,474
August	4,839	4,616
September	5,963	5,536
October	7,236	6,864
November	8,429	7,958
December	9,611	9,125
January	10,423	10,199
February	11,954	11,245
March	13,297	12,517
April	14,183	
May	14,347	
June	14,398	

QUALITY

	Quantity	Base Number	Contract	LHB	Wales
% of FP17s for the same patient ID Re-attending within 3 months - Children	95	1,159	8.2%	9.1%	11.3%
% of FP17s for the same patient ID Re-attending within 3 months - Adults	652	3,630	18.0%	16.4%	16.7%
% of FP17s for the same patient ID Re-attending between 3 & 9 months - Children	541	1,159	46.7%	55.3%	58.0%
% of FP17s for the same patient ID Re-attending between 3 & 9 months - Adults	1,781	3,630	49.1%	52.4%	53.7%
% of FP17s for Band 1 Urgent Courses	342	4,520	7.6%	9.2%	9.0%
% of FP17s Relating to Free Repair or Replacements	86	4,520	1.9%	0.7%	0.7%
% of FP17s Relating to Continuations	39	4,520	0.9%	1.1%	0.9%
% of Patients satisfied with the dentistry they have received	14	15	93.3%	94.3%	93.9%
% of Patients satisfied with the time they had to wait for an appointment	13	15	86.7%	89.5%	88.4%

* This is based on patients treated on this contract for their most recent course of treatment. Figures in italics indicate the base number of FP17s or Patient Questionnaire responses are less than 100. N/A is shown where the base number of responses is less than 10 during the period. % is calculated as Quantity/Base number*100

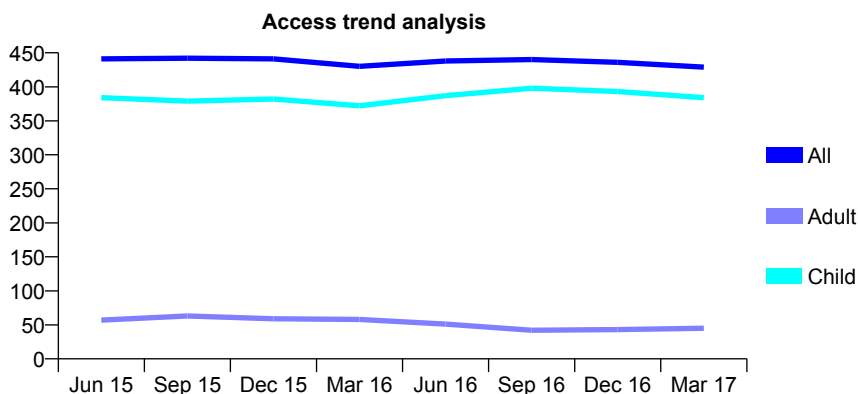
7A4 - Vital Signs At a Glance Contract Report for 687286/0001 - March 2017

Name or company name	MR TC MILLS
Contract type name	GDS Contract
Purpose of contract	General
Contract start date	01/04/2006
Contract end date	

16/17 Contracted general activity (UDA)	885
Carry forward general activity (UDA)	15
16/17 Contracted orthodontic activity (UOA)	0
Carry forward orthodontic activity (UOA)	0
Baseline contract value	£28,977.54

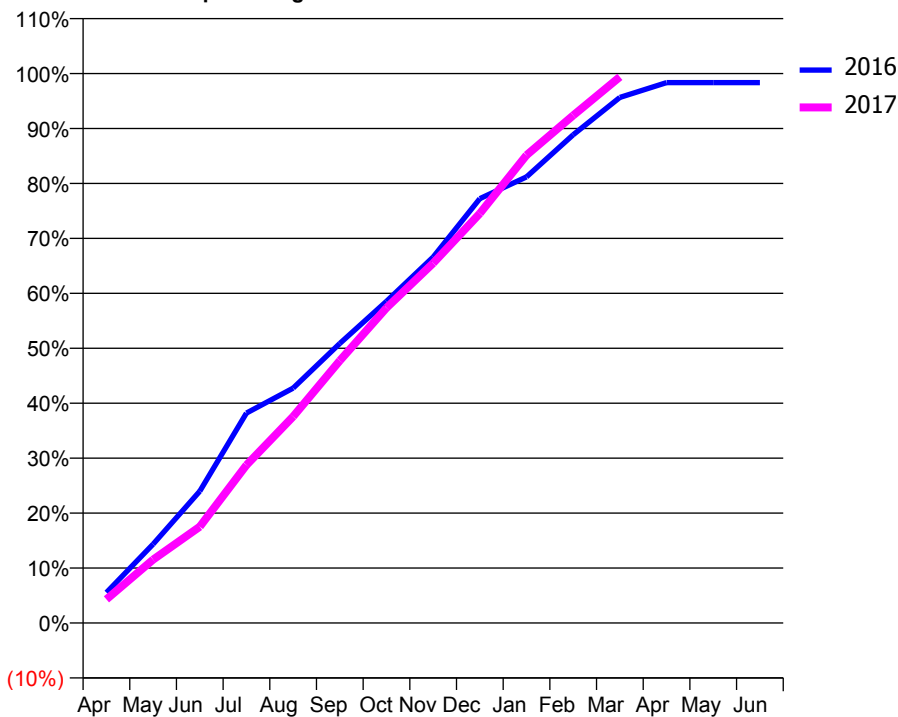
ACCESS*

Patients seen in 24 months	Total	Change since previous quarter
Quarter ending March 2016	430	
Quarter ending June 2016	438	→
Quarter ending September 2016	440	→
Quarter ending December 2016	436	→
Quarter ending March 2017	429	↓
Variance since March 2016	(0.2%)	→



ACTIVITY

Cumulative percentage of contracted UDA delivered 2016 & 2017



Adjusted Scheduled Activity (UDA)

Month	2016	2017
April	49	38
May	127	102
June	212	155
July	338	254
August	378	333
September	450	423
October	518	508
November	589	580
December	683	660
January	718	754
February	786	818
March	846	880
April	870	
May	870	
June	870	

QUALITY

	Quantity	Base Number	Contract	LHB	Wales
% of FP17s for the same patient ID Re-attending within 3 months - Children	32	666	4.8%	9.1%	11.3%
% of FP17s for the same patient ID Re-attending within 3 months - Adults	1	25	4.0%	16.4%	16.7%
% of FP17s for the same patient ID Re-attending between 3 & 9 months - Children	482	666	72.4%	55.3%	58.0%
% of FP17s for the same patient ID Re-attending between 3 & 9 months - Adults	22	25	88.0%	52.4%	53.7%
% of FP17s for Band 1 Urgent Courses	3	671	0.4%	9.2%	9.0%
% of FP17s Relating to Free Repair or Replacements	0	671	0.0%	0.7%	0.7%
% of FP17s Relating to Continuations	0	671	0.0%	1.1%	0.9%
% of Patients satisfied with the dentistry they have received	6	7	N/A	94.3%	93.9%
% of Patients satisfied with the time they had to wait for an appointment	3	7	N/A	89.5%	88.4%

* This is based on patients treated on this contract for their most recent course of treatment. Figures in italics indicate the base number of FP17s or Patient Questionnaire responses are less than 100. N/A is shown where the base number of responses is less than 10 during the period. % is calculated as Quantity/Base number*100

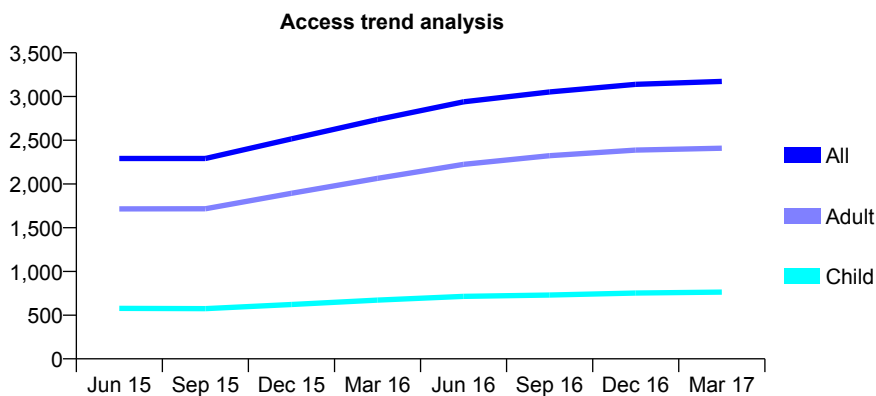
7A4 - Vital Signs At a Glance Contract Report for 709093/0001 - March 2017

Name or company name	MR M KERAI
Contract type name	GDS Contract
Purpose of contract	General
Contract start date	01/04/2010
Contract end date	

16/17 Contracted general activity (UDA)	7,716
Carry forward general activity (UDA)	94
16/17 Contracted orthodontic activity (UOA)	0
Carry forward orthodontic activity (UOA)	0
Baseline contract value	£167,803.30

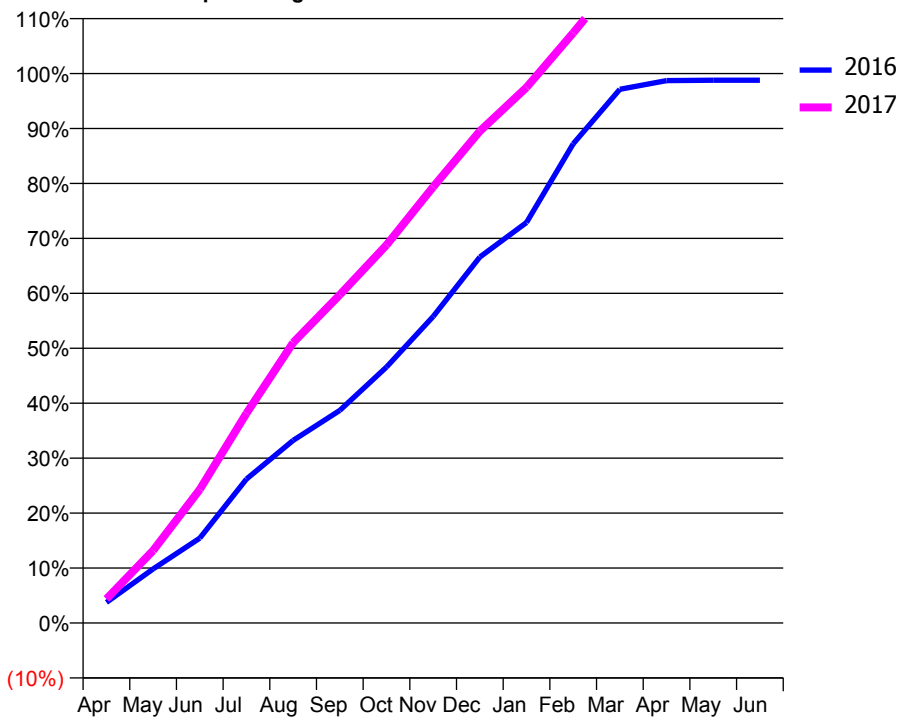
ACCESS*

Patients seen in 24 months	Total	Change since previous quarter
Quarter ending March 2016	2,736	
Quarter ending June 2016	2,940	↑
Quarter ending September 2016	3,053	↑
Quarter ending December 2016	3,140	↑
Quarter ending March 2017	3,173	→
Variance since March 2016	16.0%	↑



ACTIVITY

Cumulative percentage of contracted UDA delivered 2016 & 2017



Month	Adjusted Scheduled Activity (UDA)	
	2016	2017
April	289	338
May	758	1,018
June	1,192	1,875
July	2,022	2,944
August	2,563	3,936
September	2,986	4,608
October	3,594	5,307
November	4,304	6,124
December	5,140	6,906
January	5,623	7,520
February	6,728	8,286
March	7,495	9,079
April	7,617	
May	7,622	
June	7,622	

QUALITY

	Quantity	Base Number	Contract	LHB	Wales
% of FP17s for the same patient ID Re-attending within 3 months - Children	55	1,004	5.5%	9.1%	11.3%
% of FP17s for the same patient ID Re-attending within 3 months - Adults	443	3,320	13.3%	16.4%	16.7%
% of FP17s for the same patient ID Re-attending between 3 & 9 months - Children	468	1,004	46.6%	55.3%	58.0%
% of FP17s for the same patient ID Re-attending between 3 & 9 months - Adults	1,609	3,320	48.5%	52.4%	53.7%
% of FP17s for Band 1 Urgent Courses	315	4,264	7.4%	9.2%	9.0%
% of FP17s Relating to Free Repair or Replacements	17	4,264	0.4%	0.7%	0.7%
% of FP17s Relating to Continuations	19	4,264	0.4%	1.1%	0.9%
% of Patients satisfied with the dentistry they have received	8	8	N/A	94.3%	93.9%
% of Patients satisfied with the time they had to wait for an appointment	8	8	N/A	89.5%	88.4%

* This is based on patients treated on this contract for their most recent course of treatment. Figures in italics indicate the base number of FP17s or Patient Questionnaire responses are less than 100. N/A is shown where the base number of responses is less than 10 during the period. % is calculated as Quantity/Base number*100

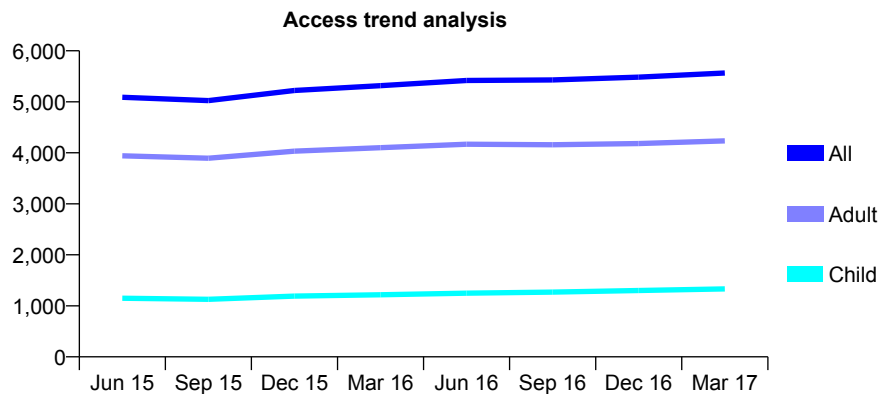
7A4 - Vital Signs At a Glance Contract Report for 773816/0002 - March 2017

Name or company name	MISS AM ROCKEY
Contract type name	GDS Contract
Purpose of contract	General
Contract start date	28/11/2011
Contract end date	

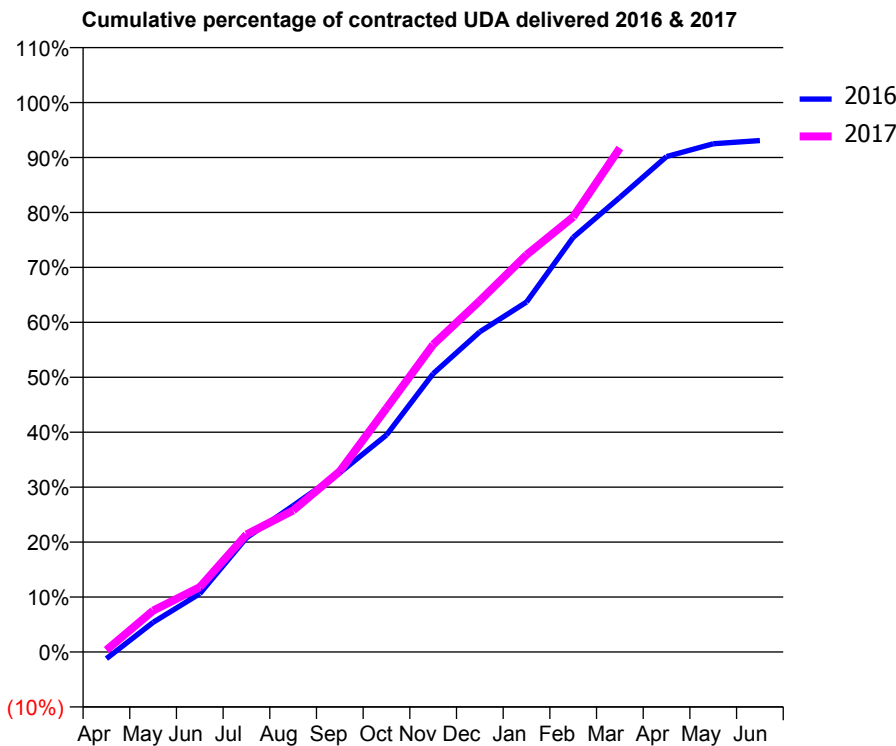
16/17 Contracted general activity (UDA)	15,074
Carry forward general activity (UDA)	0
16/17 Contracted orthodontic activity (UOA)	0
Carry forward orthodontic activity (UOA)	0
Baseline contract value	£364,318.18

ACCESS*

Patients seen in 24 months	Total	Change since previous quarter
Quarter ending March 2016	5,316	
Quarter ending June 2016	5,417	→
Quarter ending September 2016	5,428	→
Quarter ending December 2016	5,483	→
Quarter ending March 2017	5,565	→
Variance since March 2016	4.7%	↑



ACTIVITY



Month	Adjusted Scheduled Activity (UDA)	
	2016	2017
April	-186	52
May	815	1,137
June	1,600	1,779
July	3,134	3,225
August	4,016	3,884
September	4,919	4,957
October	5,953	6,689
November	7,636	8,435
December	8,786	9,636
January	9,600	10,895
February	11,374	11,934
March	12,472	13,824
April	13,591	
May	13,944	
June	14,032	

QUALITY

	Quantity	Base Number	Contract	LHB	Wales
% of FP17s for the same patient ID Re-attending within 3 months - Children	101	1,423	7.1%	9.1%	11.3%
% of FP17s for the same patient ID Re-attending within 3 months - Adults	899	4,842	18.6%	16.4%	16.7%
% of FP17s for the same patient ID Re-attending between 3 & 9 months - Children	479	1,423	33.7%	55.3%	58.0%
% of FP17s for the same patient ID Re-attending between 3 & 9 months - Adults	1,632	4,842	33.7%	52.4%	53.7%
% of FP17s for Band 1 Urgent Courses	807	5,602	14.4%	9.2%	9.0%
% of FP17s Relating to Free Repair or Replacements	75	5,602	1.3%	0.7%	0.7%
% of FP17s Relating to Continuations	83	5,602	1.5%	1.1%	0.9%
% of Patients satisfied with the dentistry they have received	18	20	90.0%	94.3%	93.9%
% of Patients satisfied with the time they had to wait for an appointment	20	20	100.0%	89.5%	88.4%

* This is based on patients treated on this contract for their most recent course of treatment. Figures in italics indicate the base number of FP17s or Patient Questionnaire responses are less than 100. N/A is shown where the base number of responses is less than 10 during the period. % is calculated as Quantity/Base number*100

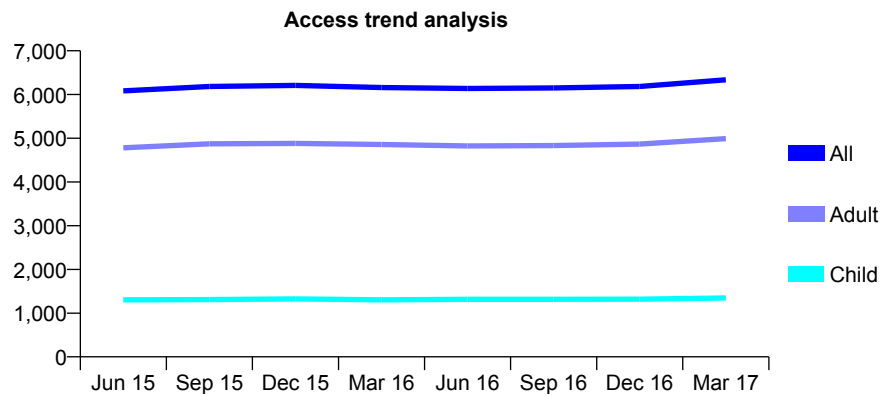
7A4 - Vital Signs At a Glance Contract Report for 781266/0001 - March 2017

Name or company name	MR AR JAMES
Contract type name	GDS Contract
Purpose of contract	General
Contract start date	01/09/2013
Contract end date	

16/17 Contracted general activity (UDA)	21,563
Carry forward general activity (UDA)	-869
16/17 Contracted orthodontic activity (UOA)	0
Carry forward orthodontic activity (UOA)	0
Baseline contract value	£591,924.57

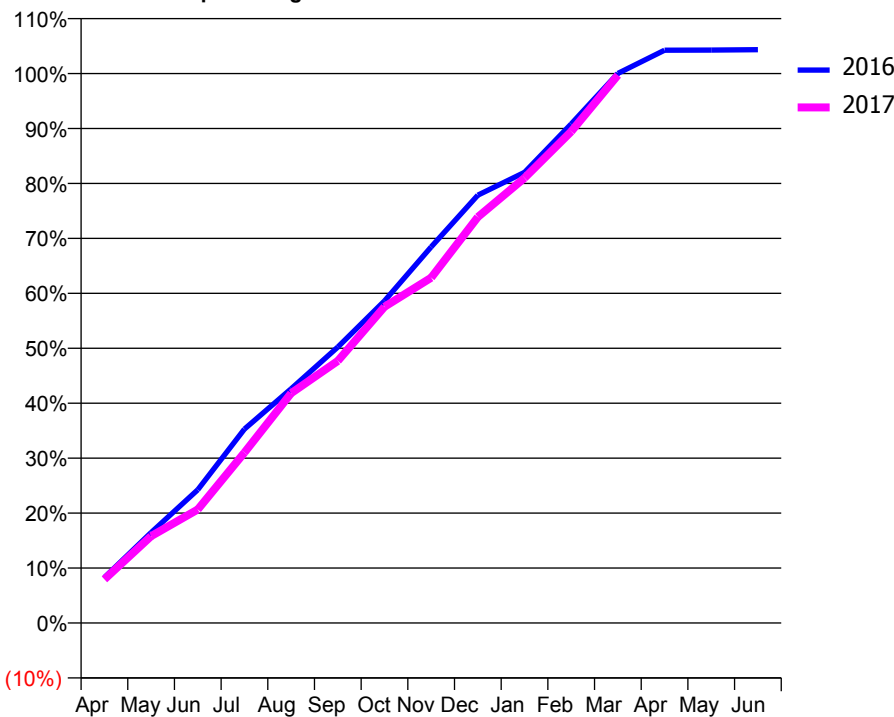
ACCESS*

Patients seen in 24 months	Total	Change since previous quarter
Quarter ending March 2016	6,160	
Quarter ending June 2016	6,138	→
Quarter ending September 2016	6,150	→
Quarter ending December 2016	6,184	→
Quarter ending March 2017	6,338	↑
Variance since March 2016	2.9%	↑



ACTIVITY

Cumulative percentage of contracted UDA delivered 2016 & 2017



Month	Adjusted Scheduled Activity (UDA)	
	2016	2017
April	1,660	1,714
May	3,296	3,409
June	4,853	4,456
July	7,061	6,692
August	8,526	9,020
September	10,046	10,286
October	11,725	12,411
November	13,690	13,552
December	15,577	15,933
January	16,404	17,466
February	18,164	19,284
March	20,006	21,499
April	20,849	
May	20,857	
June	20,872	

QUALITY

	Quantity	Base Number	Contract	LHB	Wales
% of FP17s for the same patient ID Re-attending within 3 months - Children	89	1,866	4.8%	9.1%	11.3%
% of FP17s for the same patient ID Re-attending within 3 months - Adults	971	7,415	13.1%	16.4%	16.7%
% of FP17s for the same patient ID Re-attending between 3 & 9 months - Children	939	1,866	50.3%	55.3%	58.0%
% of FP17s for the same patient ID Re-attending between 3 & 9 months - Adults	3,955	7,415	53.3%	52.4%	53.7%
% of FP17s for Band 1 Urgent Courses	535	8,880	6.0%	9.2%	9.0%
% of FP17s Relating to Free Repair or Replacements	53	8,880	0.6%	0.7%	0.7%
% of FP17s Relating to Continuations	142	8,880	1.6%	1.1%	0.9%
% of Patients satisfied with the dentistry they have received	37	38	97.4%	94.3%	93.9%
% of Patients satisfied with the time they had to wait for an appointment	36	38	94.7%	89.5%	88.4%

* This is based on patients treated on this contract for their most recent course of treatment. Figures in italics indicate the base number of FP17s or Patient Questionnaire responses are less than 100. N/A is shown where the base number of responses is less than 10 during the period. % is calculated as Quantity/Base number*100

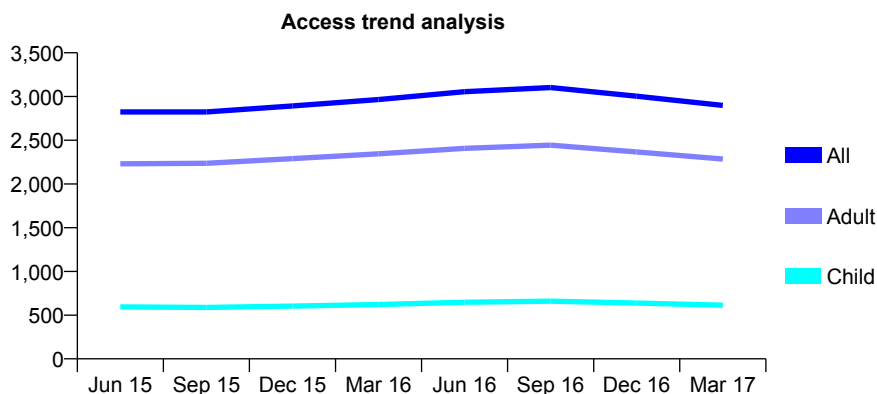
7A4 - Vital Signs At a Glance Contract Report for 808423/0001 - March 2017

Name or company name	MR HW EVANS
Contract type name	GDS Contract
Purpose of contract	General
Contract start date	01/04/2006
Contract end date	

16/17 Contracted general activity (UDA)	10,044
Carry forward general activity (UDA)	-274
16/17 Contracted orthodontic activity (UOA)	0
Carry forward orthodontic activity (UOA)	0
Baseline contract value	£281,828.26

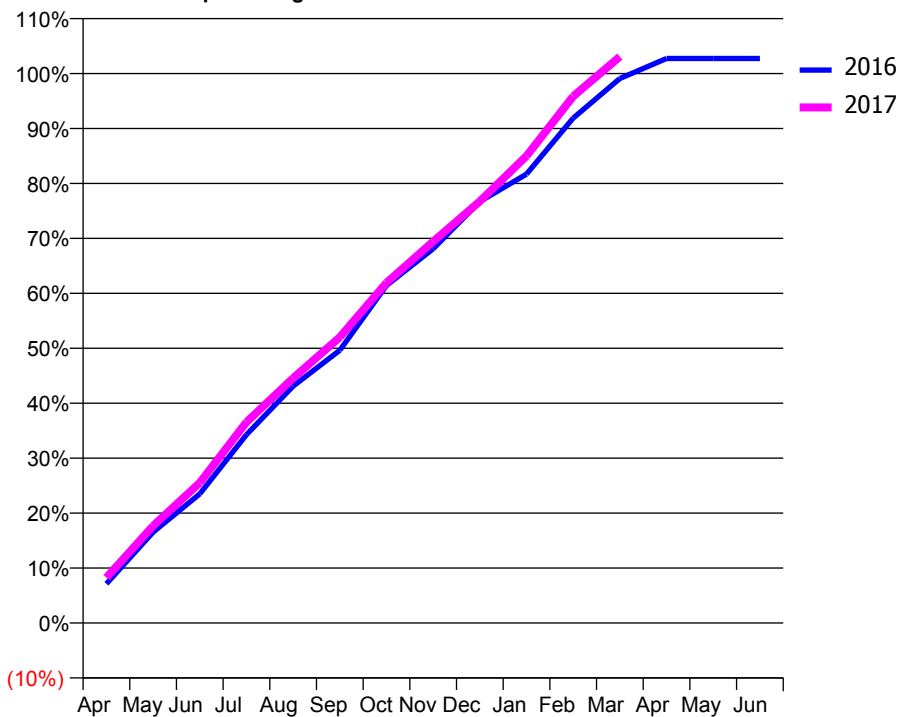
ACCESS*

Patients seen in 24 months	Total	Change since previous quarter
Quarter ending March 2016	2,966	
Quarter ending June 2016	3,055	↑
Quarter ending September 2016	3,103	→
Quarter ending December 2016	3,004	↓
Quarter ending March 2017	2,899	↓
Variance since March 2016	(2.3%)	↓



ACTIVITY

Cumulative percentage of contracted UDA delivered 2016 & 2017



Month	Adjusted Scheduled Activity (UDA)	
	2016	2017
April	717	829
May	1,661	1,776
June	2,362	2,563
July	3,443	3,673
August	4,330	4,477
September	4,985	5,224
October	6,171	6,220
November	6,842	6,973
December	7,704	7,709
January	8,206	8,537
February	9,230	9,626
March	9,954	10,352
April	10,318	
May	10,318	
June	10,318	

QUALITY

	Quantity	Base Number	Contract	LHB	Wales
% of FP17s for the same patient ID Re-attending within 3 months - Children	70	945	7.4%	9.1%	11.3%
% of FP17s for the same patient ID Re-attending within 3 months - Adults	759	4,272	17.8%	16.4%	16.7%
% of FP17s for the same patient ID Re-attending between 3 & 9 months - Children	473	945	50.1%	55.3%	58.0%
% of FP17s for the same patient ID Re-attending between 3 & 9 months - Adults	2,642	4,272	61.8%	52.4%	53.7%
% of FP17s for Band 1 Urgent Courses	467	5,057	9.2%	9.2%	9.0%
% of FP17s Relating to Free Repair or Replacements	33	5,057	0.7%	0.7%	0.7%
% of FP17s Relating to Continuations	53	5,057	1.0%	1.1%	0.9%
% of Patients satisfied with the dentistry they have received	10	10	100.0%	94.3%	93.9%
% of Patients satisfied with the time they had to wait for an appointment	9	10	90.0%	89.5%	88.4%

* This is based on patients treated on this contract for their most recent course of treatment. Figures in italics indicate the base number of FP17s or Patient Questionnaire responses are less than 100. N/A is shown where the base number of responses is less than 10 during the period. % is calculated as Quantity/Base number*100

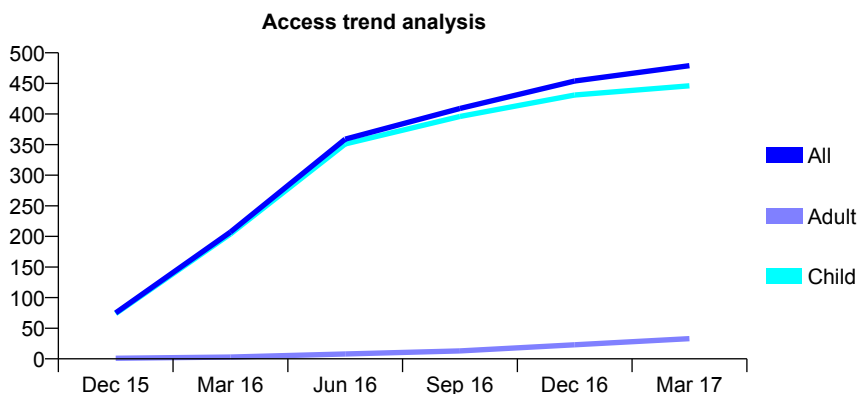
7A4 - Vital Signs At a Glance Contract Report for 820741/0002 - March 2017

Name or company name	MRS N TAAFFE
Contract type name	GDS Contract
Purpose of contract	General
Contract start date	22/11/2015
Contract end date	

16/17 Contracted general activity (UDA)	1,040
Carry forward general activity (UDA)	1
16/17 Contracted orthodontic activity (UOA)	0
Carry forward orthodontic activity (UOA)	0
Baseline contract value	£26,249.18

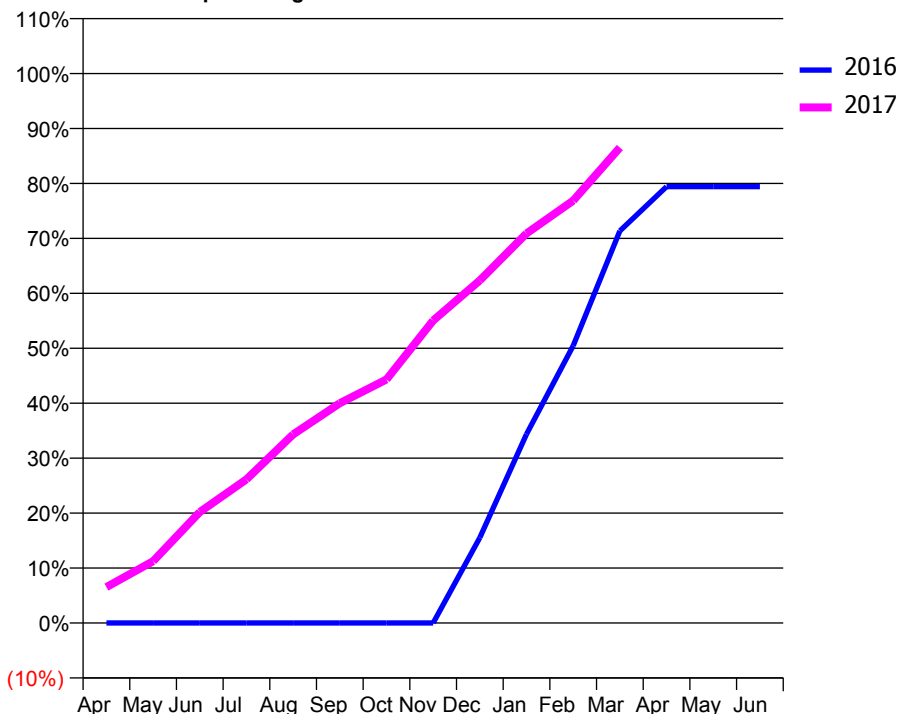
ACCESS*

Patients seen in 24 months	Total	Change since previous quarter
Quarter ending March 2016	207	
Quarter ending June 2016	359	↑
Quarter ending September 2016	409	↑
Quarter ending December 2016	454	↑
Quarter ending March 2017	479	↑
Variance since March 2016	131.4%	↑



ACTIVITY

Cumulative percentage of contracted UDA delivered 2016 & 2017



Adjusted Scheduled Activity (UDA)

Month	2016	2017
April	0	68
May	0	117
June	0	210
July	0	272
August	0	357
September	0	416
October	0	461
November	0	572
December	58	648
January	128	737
February	188	799
March	266	900
April	296	
May	296	
June	296	

QUALITY

	Quantity	Base Number	Contract	LHB	Wales
% of FP17s for the same patient ID Re-attending within 3 months - Children	24	741	3.2%	9.1%	11.3%
% of FP17s for the same patient ID Re-attending within 3 months - Adults	0	14	0.0%	16.4%	16.7%
% of FP17s for the same patient ID Re-attending between 3 & 9 months - Children	371	741	50.1%	55.3%	58.0%
% of FP17s for the same patient ID Re-attending between 3 & 9 months - Adults	3	14	21.4%	52.4%	53.7%
% of FP17s for Band 1 Urgent Courses	4	731	0.5%	9.2%	9.0%
% of FP17s Relating to Free Repair or Replacements	0	731	0.0%	0.7%	0.7%
% of FP17s Relating to Continuations	0	731	0.0%	1.1%	0.9%
% of Patients satisfied with the dentistry they have received	2	2	N/A	94.3%	93.9%
% of Patients satisfied with the time they had to wait for an appointment	2	2	N/A	89.5%	88.4%

* This is based on patients treated on this contract for their most recent course of treatment. Figures in italics indicate the base number of FP17s or Patient Questionnaire responses are less than 100. N/A is shown where the base number of responses is less than 10 during the period. % is calculated as Quantity/Base number*100

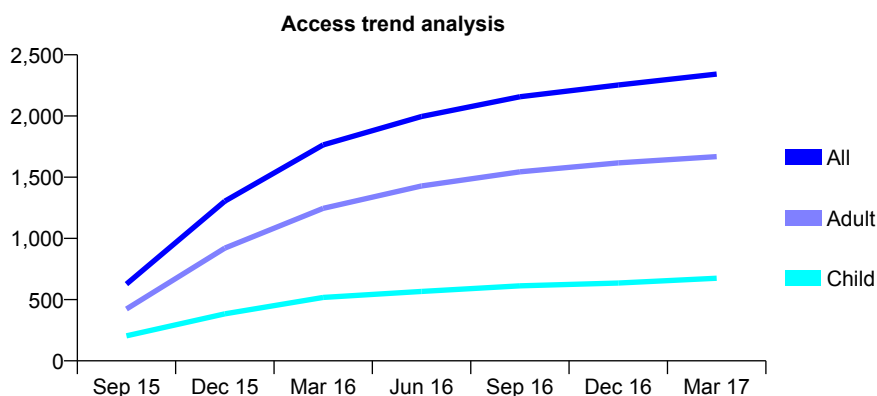
7A4 - Vital Signs At a Glance Contract Report for 838977/0004 - March 2017

Name or company name	MR HJ SAMUEL
Contract type name	GDS Contract
Purpose of contract	General
Contract start date	08/06/2015
Contract end date	

16/17 Contracted general activity (UDA)	8,000
Carry forward general activity (UDA)	-226
16/17 Contracted orthodontic activity (UOA)	0
Carry forward orthodontic activity (UOA)	0
Baseline contract value	£252,393.86

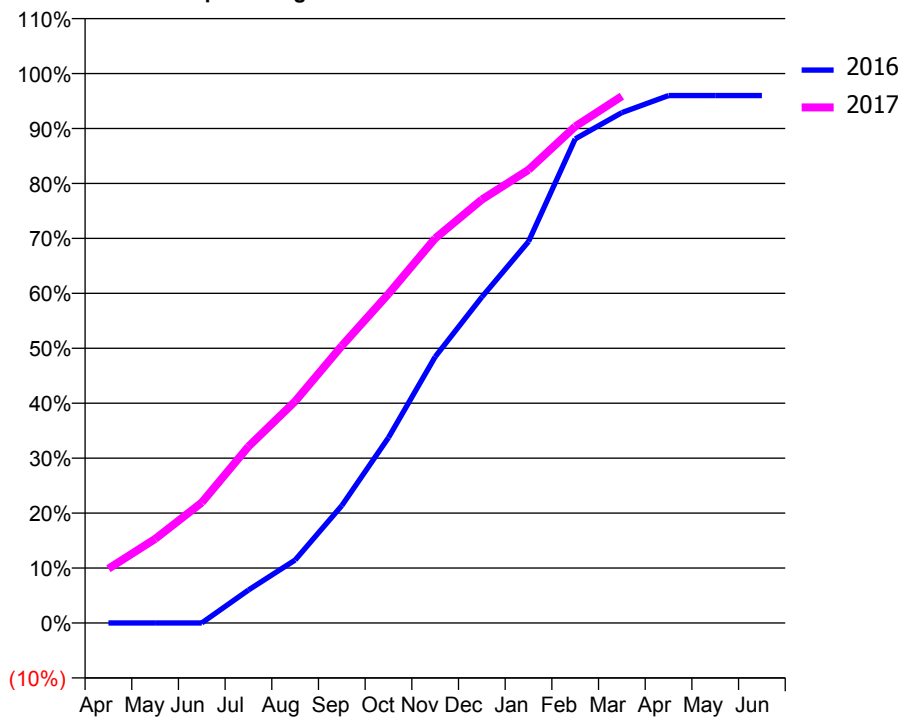
ACCESS*

Patients seen in 24 months	Total	Change since previous quarter
Quarter ending March 2016	1,764	
Quarter ending June 2016	1,996	↑
Quarter ending September 2016	2,157	↑
Quarter ending December 2016	2,253	↑
Quarter ending March 2017	2,343	↑
Variance since March 2016	32.8%	↑



ACTIVITY

Cumulative percentage of contracted UDA delivered 2016 & 2017



Month	Adjusted Scheduled Activity (UDA)	
	2016	2017
April	0	790
May	0	1,224
June	0	1,753
July	391	2,569
August	747	3,228
September	1,392	4,036
October	2,197	4,792
November	3,154	5,599
December	3,863	6,166
January	4,519	6,598
February	5,736	7,228
March	6,048	7,669
April	6,250	
May	6,250	
June	6,250	

QUALITY

	Quantity	Base Number	Contract	LHB	Wales
% of FP17s for the same patient ID Re-attending within 3 months - Children	75	883	8.5%	9.1%	11.3%
% of FP17s for the same patient ID Re-attending within 3 months - Adults	432	2,362	18.3%	16.4%	16.7%
% of FP17s for the same patient ID Re-attending between 3 & 9 months - Children	444	883	50.3%	55.3%	58.0%
% of FP17s for the same patient ID Re-attending between 3 & 9 months - Adults	1,158	2,362	49.0%	52.4%	53.7%
% of FP17s for Band 1 Urgent Courses	333	3,151	10.6%	9.2%	9.0%
% of FP17s Relating to Free Repair or Replacements	12	3,151	0.4%	0.7%	0.7%
% of FP17s Relating to Continuations	42	3,151	1.3%	1.1%	0.9%
% of Patients satisfied with the dentistry they have received	5	5	N/A	94.3%	93.9%
% of Patients satisfied with the time they had to wait for an appointment	4	5	N/A	89.5%	88.4%

* This is based on patients treated on this contract for their most recent course of treatment. Figures in italics indicate the base number of FP17s or Patient Questionnaire responses are less than 100. N/A is shown where the base number of responses is less than 10 during the period. % is calculated as Quantity/Base number*100

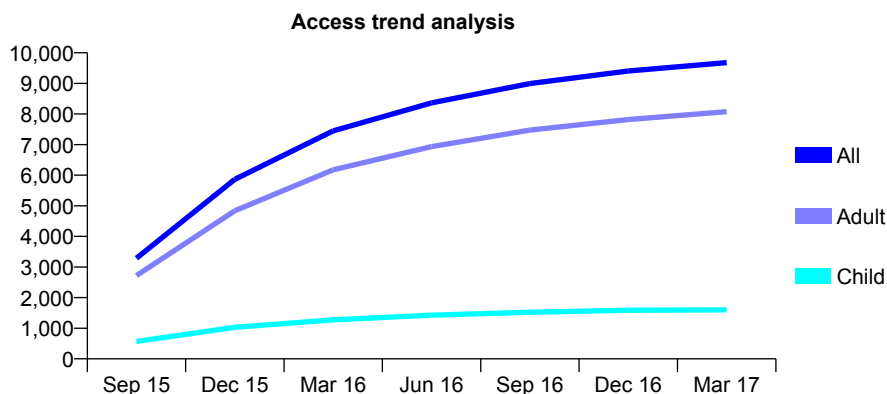
7A4 - Vital Signs At a Glance Contract Report for 838977/0005 - March 2017

Name or company name	MR HJ SAMUEL
Contract type name	GDS Contract
Purpose of contract	General
Contract start date	08/06/2015
Contract end date	

16/17 Contracted general activity (UDA)	28,960
Carry forward general activity (UDA)	-879
16/17 Contracted orthodontic activity (UOA)	0
Carry forward orthodontic activity (UOA)	0
Baseline contract value	£700,327.00

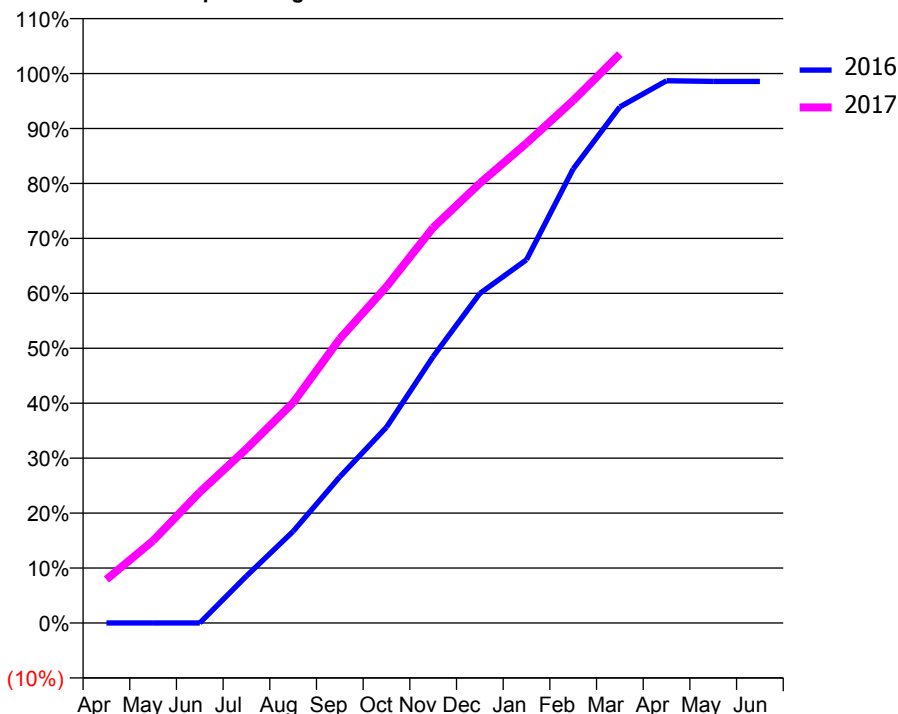
ACCESS*

Patients seen in 24 months	Total	Change since previous quarter
Quarter ending March 2016	7,450	
Quarter ending June 2016	8,365	↑
Quarter ending September 2016	8,996	↑
Quarter ending December 2016	9,406	↑
Quarter ending March 2017	9,679	↑
Variance since March 2016	29.9%	↑



ACTIVITY

Cumulative percentage of contracted UDA delivered 2016 & 2017



Adjusted Scheduled Activity (UDA)

Month	2016	2017
April	0	2,294
May	0	4,343
June	0	6,894
July	2,076	9,185
August	4,044	11,612
September	6,449	14,982
October	8,636	17,727
November	11,757	20,844
December	14,540	23,171
January	16,027	25,292
February	20,031	27,537
March	22,768	29,984
April	23,919	
May	23,892	
June	23,893	

QUALITY

	Quantity	Base Number	Contract	LHB	Wales
% of FP17s for the same patient ID Re-attending within 3 months - Children	109	2,274	4.8%	9.1%	11.3%
% of FP17s for the same patient ID Re-attending within 3 months - Adults	1,575	11,613	13.6%	16.4%	16.7%
% of FP17s for the same patient ID Re-attending between 3 & 9 months - Children	1,174	2,274	51.6%	55.3%	58.0%
% of FP17s for the same patient ID Re-attending between 3 & 9 months - Adults	6,018	11,613	51.8%	52.4%	53.7%
% of FP17s for Band 1 Urgent Courses	1,274	13,398	9.5%	9.2%	9.0%
% of FP17s Relating to Free Repair or Replacements	50	13,398	0.4%	0.7%	0.7%
% of FP17s Relating to Continuations	178	13,398	1.3%	1.1%	0.9%
% of Patients satisfied with the dentistry they have received	47	48	97.9%	94.3%	93.9%
% of Patients satisfied with the time they had to wait for an appointment	40	48	83.3%	89.5%	88.4%

* This is based on patients treated on this contract for their most recent course of treatment. Figures in italics indicate the base number of FP17s or Patient Questionnaire responses are less than 100. N/A is shown where the base number of responses is less than 10 during the period. % is calculated as Quantity/Base number*100

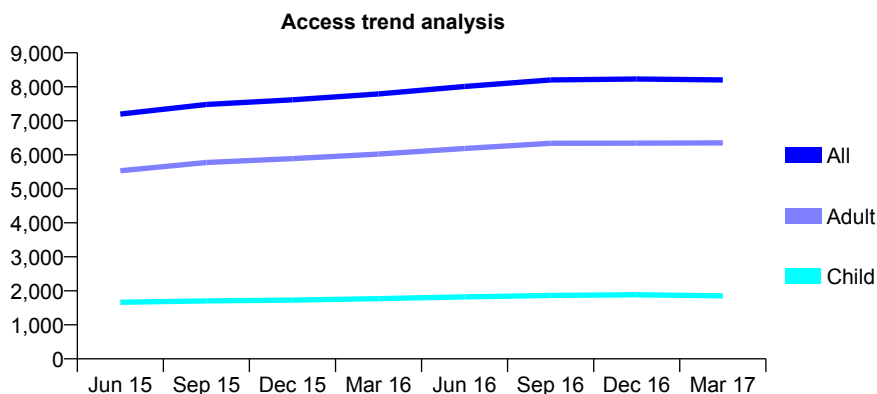
7A4 - Vital Signs At a Glance Contract Report for 840580/0001 - March 2017

Name or company name	MR OB JOYNSON
Contract type name	GDS Contract
Purpose of contract	General and Orthodontic
Contract start date	01/04/2006
Contract end date	

16/17 Contracted general activity (UDA)	28,724
Carry forward general activity (UDA)	113
16/17 Contracted orthodontic activity (UOA)	315
Carry forward orthodontic activity (UOA)	7
Baseline contract value	£648,265.03

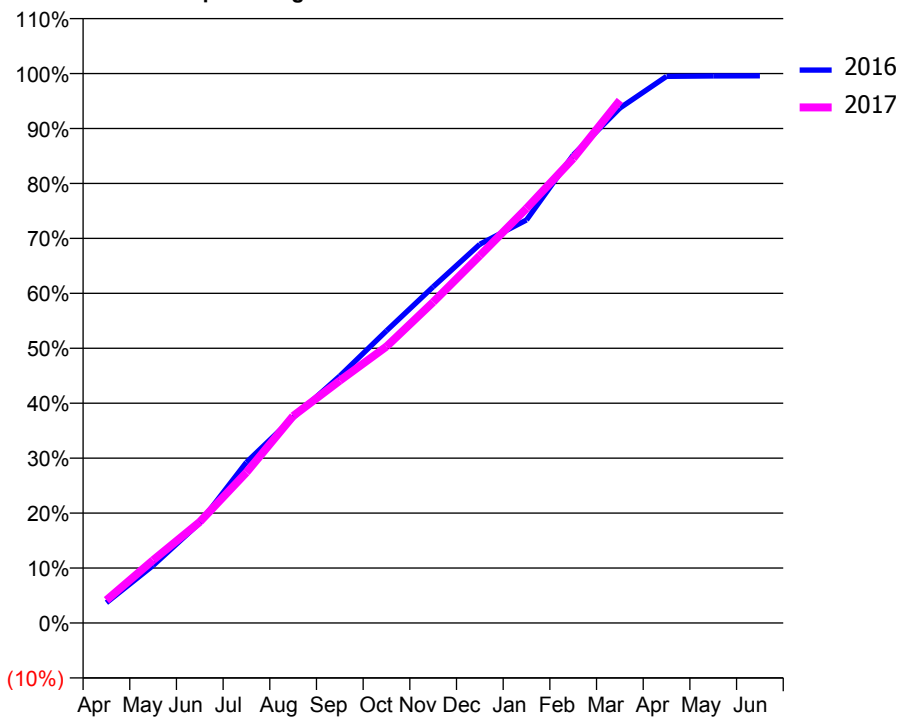
ACCESS*

Patients seen in 24 months	Total	Change since previous quarter
Quarter ending March 2016	7,790	
Quarter ending June 2016	8,008	↑
Quarter ending September 2016	8,202	↑
Quarter ending December 2016	8,228	→
Quarter ending March 2017	8,202	→
Variance since March 2016	5.3%	↑



ACTIVITY

Cumulative percentage of contracted UDA delivered 2016 & 2017



Month	Adjusted Scheduled Activity (UDA)	
	2016	2017
April	968	1,197
May	2,742	3,289
June	4,782	5,285
July	7,666	7,874
August	9,796	10,823
September	11,781	12,671
October	13,936	14,451
November	16,034	16,778
December	18,062	19,206
January	19,219	21,673
February	22,315	24,280
March	24,554	27,321
April	26,067	
May	26,088	
June	26,092	

QUALITY

	Quantity	Base Number	Contract	LHB	Wales
% of FP17s for the same patient ID Re-attending within 3 months - Children	312	2,810	11.1%	9.1%	11.3%
% of FP17s for the same patient ID Re-attending within 3 months - Adults	1,665	9,098	18.3%	16.4%	16.7%
% of FP17s for the same patient ID Re-attending between 3 & 9 months - Children	1,502	2,810	53.5%	55.3%	58.0%
% of FP17s for the same patient ID Re-attending between 3 & 9 months - Adults	4,449	9,098	48.9%	52.4%	53.7%
% of FP17s for Band 1 Urgent Courses	1,485	11,242	13.2%	9.2%	9.0%
% of FP17s Relating to Free Repair or Replacements	85	11,242	0.8%	0.7%	0.7%
% of FP17s Relating to Continuations	101	11,242	0.9%	1.1%	0.9%
% of Patients satisfied with the dentistry they have received	68	71	95.8%	94.3%	93.9%
% of Patients satisfied with the time they had to wait for an appointment	62	71	87.3%	89.5%	88.4%

* This is based on patients treated on this contract for their most recent course of treatment. Figures in italics indicate the base number of FP17s or Patient Questionnaire responses are less than 100. N/A is shown where the base number of responses is less than 10 during the period. % is calculated as Quantity/Base number*100

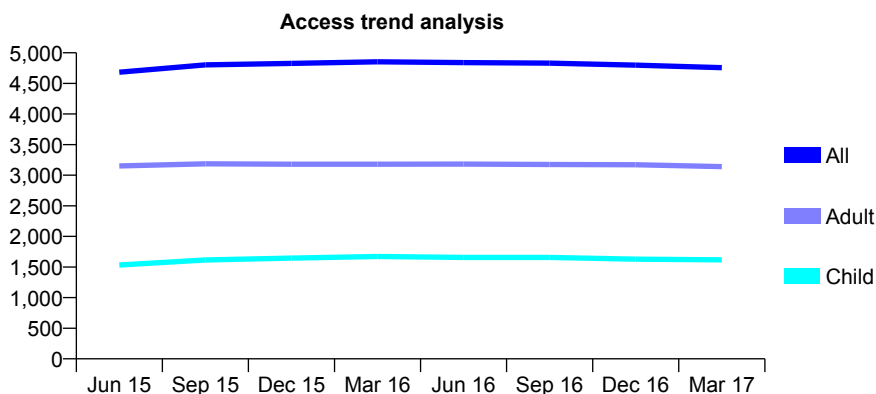
7A4 - Vital Signs At a Glance Contract Report for 844020/0001 - March 2017

Name or company name	MR X IOANNIDES
Contract type name	GDS Contract
Purpose of contract	General
Contract start date	01/10/2010
Contract end date	

16/17 Contracted general activity (UDA)	20,175
Carry forward general activity (UDA)	0
16/17 Contracted orthodontic activity (UOA)	0
Carry forward orthodontic activity (UOA)	0
Baseline contract value	£479,791.38

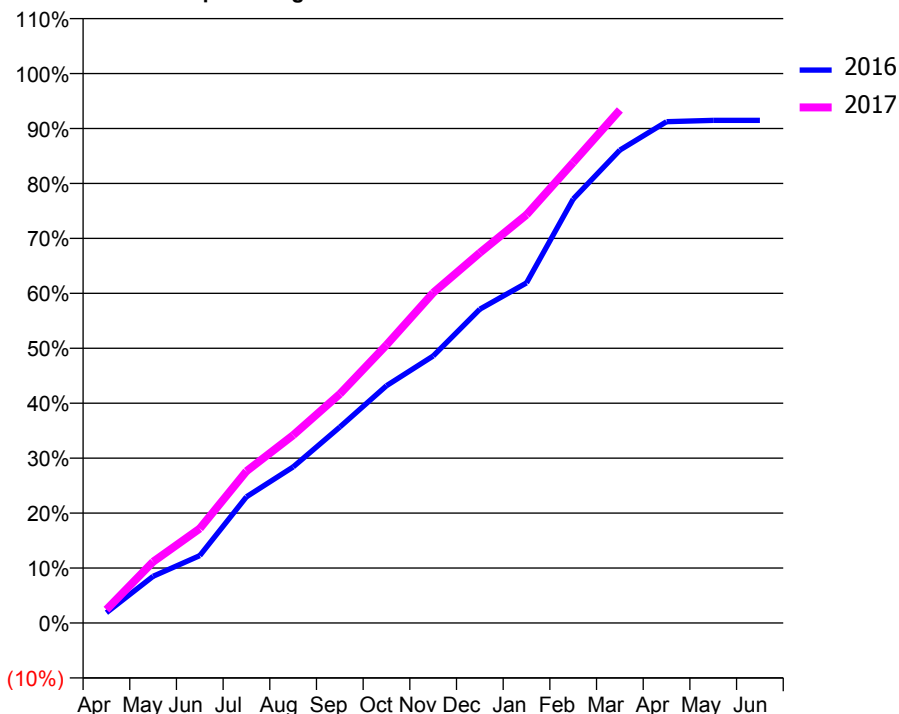
ACCESS*

Patients seen in 24 months	Total	Change since previous quarter
Quarter ending March 2016	4,852	
Quarter ending June 2016	4,840	→
Quarter ending September 2016	4,831	→
Quarter ending December 2016	4,799	→
Quarter ending March 2017	4,758	→
Variance since March 2016	(1.9%)	↓



ACTIVITY

Cumulative percentage of contracted UDA delivered 2016 & 2017



Month	Adjusted Scheduled Activity (UDA)	
	2016	2017
April	379	491
May	1,715	2,252
June	2,474	3,469
July	4,632	5,572
August	5,732	6,897
September	7,196	8,408
October	8,713	10,211
November	9,805	12,124
December	11,520	13,592
January	12,487	14,991
February	15,567	16,906
March	17,365	18,836
April	18,406	
May	18,454	
June	18,455	

QUALITY

	Quantity	Base Number	Contract	LHB	Wales
% of FP17s for the same patient ID Re-attending within 3 months - Children	185	2,235	8.3%	9.1%	11.3%
% of FP17s for the same patient ID Re-attending within 3 months - Adults	778	4,704	16.5%	16.4%	16.7%
% of FP17s for the same patient ID Re-attending between 3 & 9 months - Children	1,191	2,235	53.3%	55.3%	58.0%
% of FP17s for the same patient ID Re-attending between 3 & 9 months - Adults	2,513	4,704	53.4%	52.4%	53.7%
% of FP17s for Band 1 Urgent Courses	446	6,637	6.7%	9.2%	9.0%
% of FP17s Relating to Free Repair or Replacements	62	6,637	0.9%	0.7%	0.7%
% of FP17s Relating to Continuations	143	6,637	2.2%	1.1%	0.9%
% of Patients satisfied with the dentistry they have received	19	20	95.0%	94.3%	93.9%
% of Patients satisfied with the time they had to wait for an appointment	17	20	85.0%	89.5%	88.4%

* This is based on patients treated on this contract for their most recent course of treatment. Figures in italics indicate the base number of FP17s or Patient Questionnaire responses are less than 100. N/A is shown where the base number of responses is less than 10 during the period. % is calculated as Quantity/Base number*100

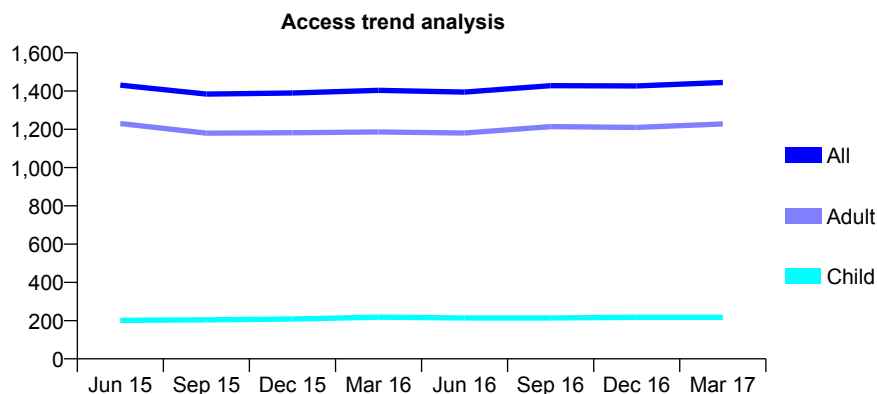
7A4 - Vital Signs At a Glance Contract Report for 918458/0001 - March 2017

Name or company name	MRS EA DAVIES
Contract type name	GDS Contract
Purpose of contract	General
Contract start date	01/04/2006
Contract end date	

16/17 Contracted general activity (UDA)	4,243
Carry forward general activity (UDA)	-37
16/17 Contracted orthodontic activity (UOA)	0
Carry forward orthodontic activity (UOA)	0
Baseline contract value	£135,635.18

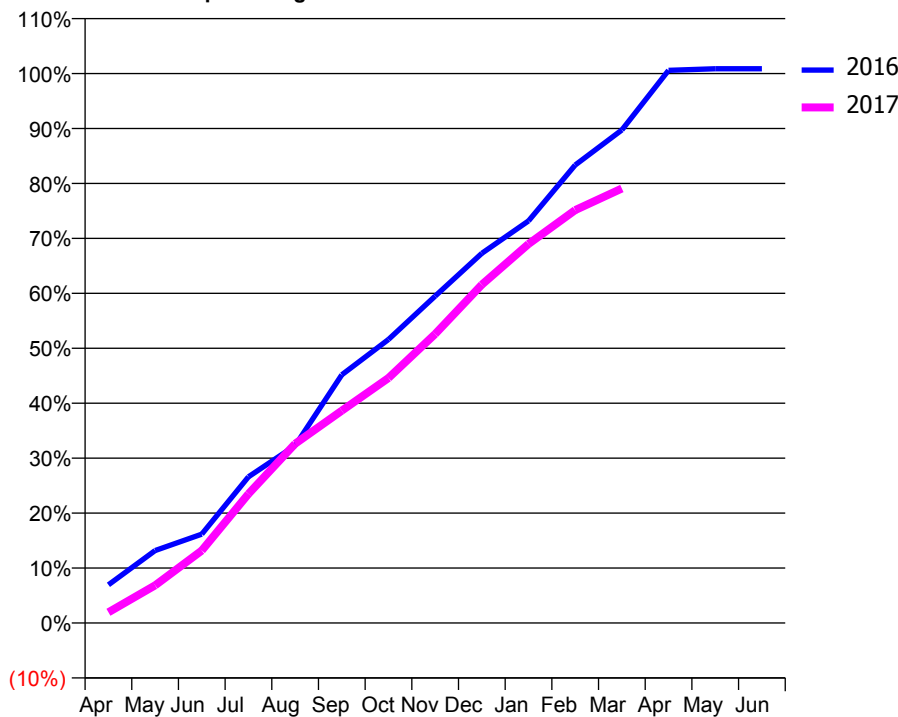
ACCESS*

Patients seen in 24 months	Total	Change since previous quarter
Quarter ending March 2016	1,404	
Quarter ending June 2016	1,395	→
Quarter ending September 2016	1,428	↑
Quarter ending December 2016	1,427	→
Quarter ending March 2017	1,445	→
Variance since March 2016	2.9%	↑



ACTIVITY

Cumulative percentage of contracted UDA delivered 2016 & 2017



Month	Adjusted Scheduled Activity (UDA)	
	2016	2017
April	295	83
May	559	291
June	686	560
July	1,129	997
August	1,370	1,384
September	1,916	1,640
October	2,190	1,892
November	2,524	2,231
December	2,855	2,613
January	3,104	2,926
February	3,537	3,189
March	3,808	3,355
April	4,267	
May	4,280	
June	4,280	

QUALITY

	Quantity	Base Number	Contract	LHB	Wales
% of FP17s for the same patient ID Re-attending within 3 months - Children	16	231	6.9%	9.1%	11.3%
% of FP17s for the same patient ID Re-attending within 3 months - Adults	210	1,254	16.7%	16.4%	16.7%
% of FP17s for the same patient ID Re-attending between 3 & 9 months - Children	41	231	17.7%	55.3%	58.0%
% of FP17s for the same patient ID Re-attending between 3 & 9 months - Adults	333	1,254	26.6%	52.4%	53.7%
% of FP17s for Band 1 Urgent Courses	56	1,305	4.3%	9.2%	9.0%
% of FP17s Relating to Free Repair or Replacements	24	1,305	1.8%	0.7%	0.7%
% of FP17s Relating to Continuations	48	1,305	3.7%	1.1%	0.9%
% of Patients satisfied with the dentistry they have received	10	11	90.9%	94.3%	93.9%
% of Patients satisfied with the time they had to wait for an appointment	11	11	100.0%	89.5%	88.4%

* This is based on patients treated on this contract for their most recent course of treatment. Figures in italics indicate the base number of FP17s or Patient Questionnaire responses are less than 100. N/A is shown where the base number of responses is less than 10 during the period. % is calculated as Quantity/Base number*100

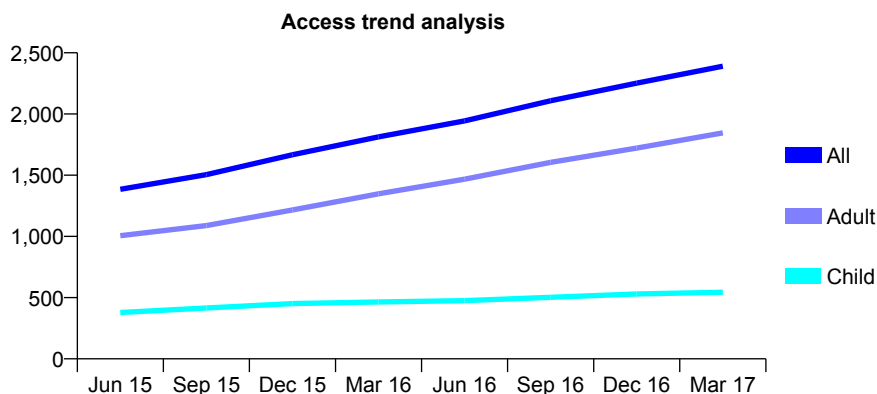
7A4 - Vital Signs At a Glance Contract Report for 919438/0001 - March 2017

Name or company name	MR PC STOCKFORD
Contract type name	GDS Contract
Purpose of contract	General
Contract start date	01/04/2006
Contract end date	

16/17 Contracted general activity (UDA)	8,593
Carry forward general activity (UDA)	0
16/17 Contracted orthodontic activity (UOA)	0
Carry forward orthodontic activity (UOA)	0
Baseline contract value	£217,052.92

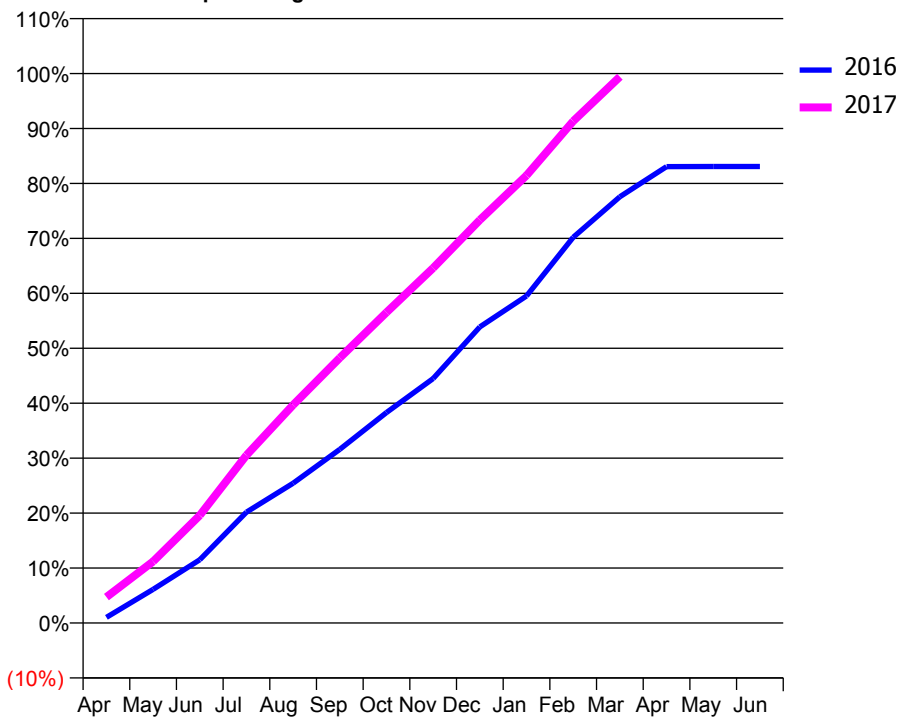
ACCESS*

Patients seen in 24 months	Total	Change since previous quarter
Quarter ending March 2016	1,813	
Quarter ending June 2016	1,944	↑
Quarter ending September 2016	2,108	↑
Quarter ending December 2016	2,252	↑
Quarter ending March 2017	2,390	↑
Variance since March 2016	31.8%	↑



ACTIVITY

Cumulative percentage of contracted UDA delivered 2016 & 2017



Month	Adjusted Scheduled Activity (UDA)	
	2016	2017
April	89	406
May	527	963
June	989	1,685
July	1,734	2,624
August	2,187	3,411
September	2,716	4,147
October	3,291	4,858
November	3,824	5,551
December	4,631	6,302
January	5,115	6,999
February	6,031	7,847
March	6,666	8,542
April	7,137	
May	7,140	
June	7,140	

QUALITY

	Quantity	Base Number	Contract	LHB	Wales
% of FP17s for the same patient ID Re-attending within 3 months - Children	66	883	7.5%	9.1%	11.3%
% of FP17s for the same patient ID Re-attending within 3 months - Adults	622	2,989	20.8%	16.4%	16.7%
% of FP17s for the same patient ID Re-attending between 3 & 9 months - Children	552	883	62.5%	55.3%	58.0%
% of FP17s for the same patient ID Re-attending between 3 & 9 months - Adults	1,502	2,989	50.3%	52.4%	53.7%
% of FP17s for Band 1 Urgent Courses	207	3,712	5.6%	9.2%	9.0%
% of FP17s Relating to Free Repair or Replacements	14	3,712	0.4%	0.7%	0.7%
% of FP17s Relating to Continuations	70	3,712	1.9%	1.1%	0.9%
% of Patients satisfied with the dentistry they have received	11	13	84.6%	94.3%	93.9%
% of Patients satisfied with the time they had to wait for an appointment	11	13	84.6%	89.5%	88.4%

* This is based on patients treated on this contract for their most recent course of treatment. Figures in italics indicate the base number of FP17s or Patient Questionnaire responses are less than 100. N/A is shown where the base number of responses is less than 10 during the period. % is calculated as Quantity/Base number*100

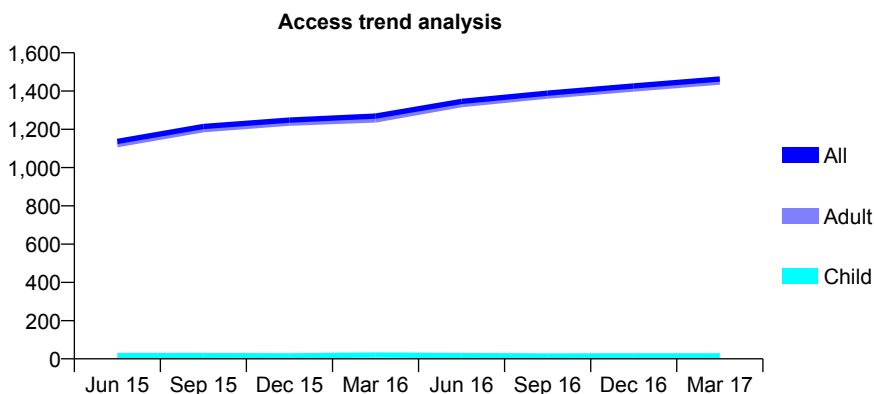
7A4 - Vital Signs At a Glance Contract Report for 919438/0005 - March 2017

Name or company name	MR PC STOCKFORD
Contract type name	PDS Contract
Purpose of contract	General
Contract start date	01/01/2011
Contract end date	31/03/2017

16/17 Contracted general activity (UDA)	2,188
Carry forward general activity (UDA)	0
16/17 Contracted orthodontic activity (UOA)	0
Carry forward orthodontic activity (UOA)	0
Baseline contract value	£58,123.94

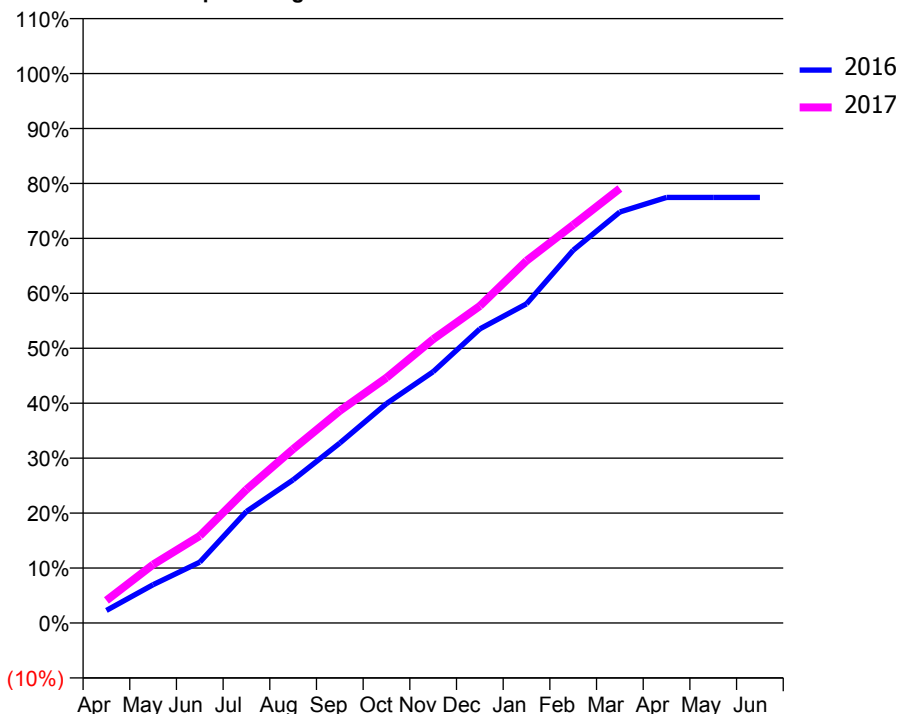
ACCESS*

Patients seen in 24 months	Total	Change since previous quarter
Quarter ending March 2016	1,269	
Quarter ending June 2016	1,346	↑
Quarter ending September 2016	1,389	↑
Quarter ending December 2016	1,427	↑
Quarter ending March 2017	1,463	↑
Variance since March 2016	15.3%	↑



ACTIVITY

Cumulative percentage of contracted UDA delivered 2016 & 2017



Month	Adjusted Scheduled Activity (UDA)	
	2016	2017
April	50	90
May	152	233
June	242	347
July	444	532
August	570	692
September	716	845
October	874	977
November	1,001	1,130
December	1,171	1,262
January	1,271	1,442
February	1,484	1,585
March	1,637	1,730
April	1,694	
May	1,694	
June	1,694	

QUALITY

	Quantity	Base Number	Contract	LHB	Wales
% of FP17s for the same patient ID Re-attending within 3 months - Children	0	17	0.0%	9.1%	11.3%
% of FP17s for the same patient ID Re-attending within 3 months - Adults	54	1,473	3.7%	16.4%	16.7%
% of FP17s for the same patient ID Re-attending between 3 & 9 months - Children	0	17	0.0%	55.3%	58.0%
% of FP17s for the same patient ID Re-attending between 3 & 9 months - Adults	27	1,473	1.8%	52.4%	53.7%
% of FP17s for Band 1 Urgent Courses	1,441	1,442	99.9%	9.2%	9.0%
% of FP17s Relating to Free Repair or Replacements	0	1,442	0.0%	0.7%	0.7%
% of FP17s Relating to Continuations	0	1,442	0.0%	1.1%	0.9%
% of Patients satisfied with the dentistry they have received	1	2	N/A	94.3%	93.9%
% of Patients satisfied with the time they had to wait for an appointment	2	2	N/A	89.5%	88.4%

* This is based on patients treated on this contract for their most recent course of treatment. Figures in italics indicate the base number of FP17s or Patient Questionnaire responses are less than 100. N/A is shown where the base number of responses is less than 10 during the period. % is calculated as Quantity/Base number*100

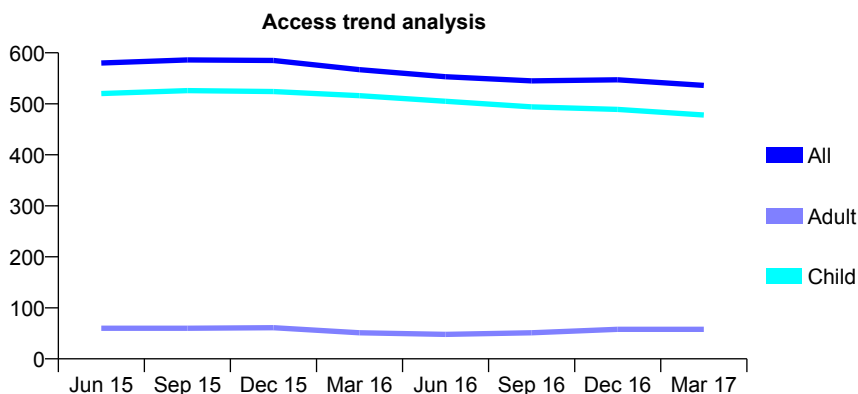
7A4 - Vital Signs At a Glance Contract Report for 927171/0001 - March 2017

Name or company name	MISS MS GIBSON
Contract type name	GDS Contract
Purpose of contract	General
Contract start date	01/04/2006
Contract end date	31/03/2017

16/17 Contracted general activity (UDA)	1,234
Carry forward general activity (UDA)	-30
16/17 Contracted orthodontic activity (UOA)	0
Carry forward orthodontic activity (UOA)	0
Baseline contract value	£33,496.83

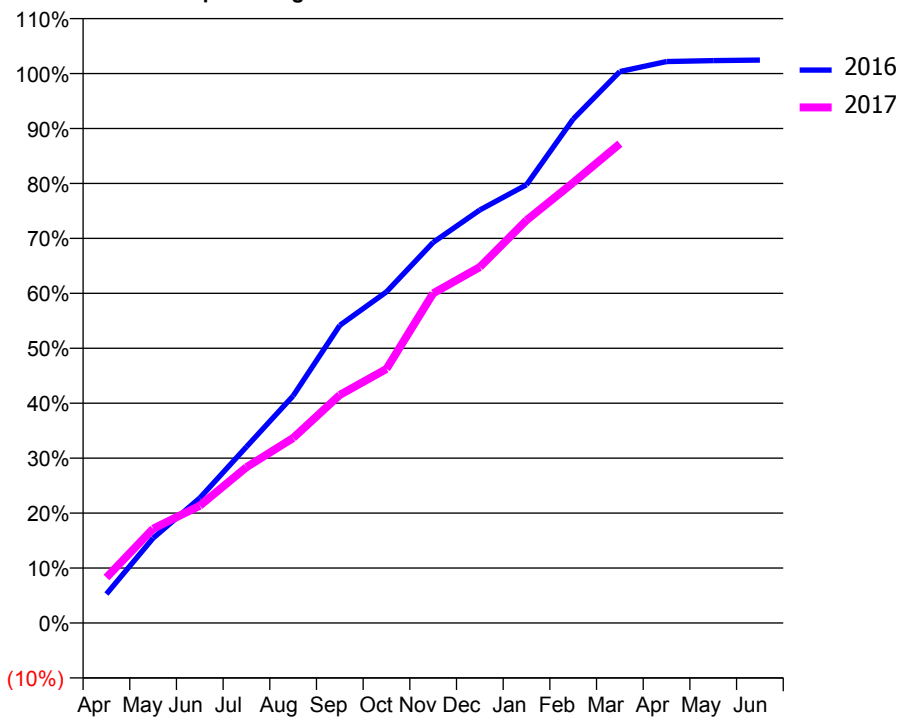
ACCESS*

Patients seen in 24 months	Total	Change since previous quarter
Quarter ending March 2016	567	
Quarter ending June 2016	553	↓
Quarter ending September 2016	545	↓
Quarter ending December 2016	547	→
Quarter ending March 2017	536	↓
Variance since March 2016	(5.5%)	↓



ACTIVITY

Cumulative percentage of contracted UDA delivered 2016 & 2017



Adjusted Scheduled Activity (UDA)

Month	2016	2017
April	65	102
May	191	212
June	281	263
July	396	350
August	510	416
September	668	512
October	744	571
November	855	740
December	928	799
January	984	904
February	1,132	989
March	1,238	1,076
April	1,261	
May	1,263	
June	1,264	

QUALITY

	Quantity	Base Number	Contract	LHB	Wales
% of FP17s for the same patient ID Re-attending within 3 months - Children	53	755	7.0%	9.1%	11.3%
% of FP17s for the same patient ID Re-attending within 3 months - Adults	1	33	3.0%	16.4%	16.7%
% of FP17s for the same patient ID Re-attending between 3 & 9 months - Children	531	755	70.3%	55.3%	58.0%
% of FP17s for the same patient ID Re-attending between 3 & 9 months - Adults	25	33	75.8%	52.4%	53.7%
% of FP17s for Band 1 Urgent Courses	27	771	3.5%	9.2%	9.0%
% of FP17s Relating to Free Repair or Replacements	0	771	0.0%	0.7%	0.7%
% of FP17s Relating to Continuations	0	771	0.0%	1.1%	0.9%
% of Patients satisfied with the dentistry they have received	3	3	N/A	94.3%	93.9%
% of Patients satisfied with the time they had to wait for an appointment	2	3	N/A	89.5%	88.4%

* This is based on patients treated on this contract for their most recent course of treatment. Figures in italics indicate the base number of FP17s or Patient Questionnaire responses are less than 100. N/A is shown where the base number of responses is less than 10 during the period. % is calculated as Quantity/Base number*100

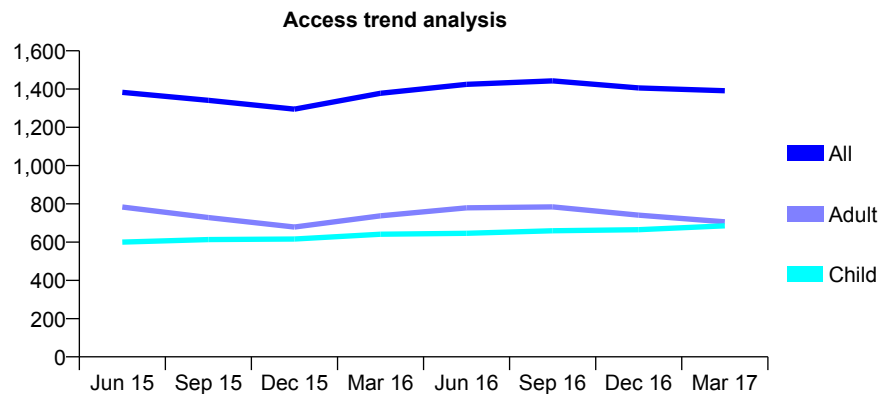
7A4 - Vital Signs At a Glance Contract Report for 965588/0001 - March 2017

Name or company name	MS V KOLAH I
Contract type name	GDS Contract
Purpose of contract	General
Contract start date	26/07/2007
Contract end date	

16/17 Contracted general activity (UDA)	2,091
Carry forward general activity (UDA)	103
16/17 Contracted orthodontic activity (UOA)	0
Carry forward orthodontic activity (UOA)	0
Baseline contract value	£51,254.78

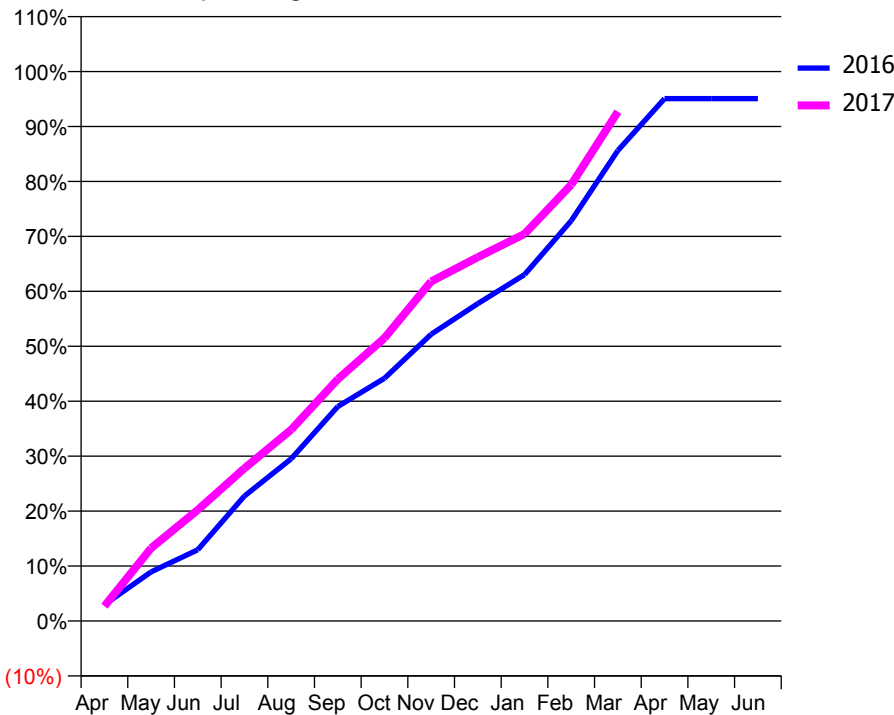
ACCESS*

Patients seen in 24 months	Total	Change since previous quarter
Quarter ending March 2016	1,378	
Quarter ending June 2016	1,425	↑
Quarter ending September 2016	1,443	→
Quarter ending December 2016	1,406	↓
Quarter ending March 2017	1,391	↓
Variance since March 2016	0.9%	→



ACTIVITY

Cumulative percentage of contracted UDA delivered 2016 & 2017



Month	Adjusted Scheduled Activity (UDA)	
	2016	2017
April	62	57
May	187	277
June	271	423
July	476	581
August	617	728
September	816	920
October	924	1,077
November	1,091	1,292
December	1,208	1,385
January	1,318	1,473
February	1,523	1,660
March	1,790	1,938
April	1,988	
May	1,988	
June	1,988	

QUALITY

	Quantity	Base Number	Contract	LHB	Wales
% of FP17s for the same patient ID Re-attending within 3 months - Children	52	965	5.4%	9.1%	11.3%
% of FP17s for the same patient ID Re-attending within 3 months - Adults	36	609	5.9%	16.4%	16.7%
% of FP17s for the same patient ID Re-attending between 3 & 9 months - Children	548	965	56.8%	55.3%	58.0%
% of FP17s for the same patient ID Re-attending between 3 & 9 months - Adults	184	609	30.2%	52.4%	53.7%
% of FP17s for Band 1 Urgent Courses	55	1,444	3.8%	9.2%	9.0%
% of FP17s Relating to Free Repair or Replacements	1	1,444	0.1%	0.7%	0.7%
% of FP17s Relating to Continuations	7	1,444	0.5%	1.1%	0.9%
% of Patients satisfied with the dentistry they have received	8	8	N/A	94.3%	93.9%
% of Patients satisfied with the time they had to wait for an appointment	8	8	N/A	89.5%	88.4%

* This is based on patients treated on this contract for their most recent course of treatment. Figures in italics indicate the base number of FP17s or Patient Questionnaire responses are less than 100. N/A is shown where the base number of responses is less than 10 during the period. % is calculated as Quantity/Base number*100

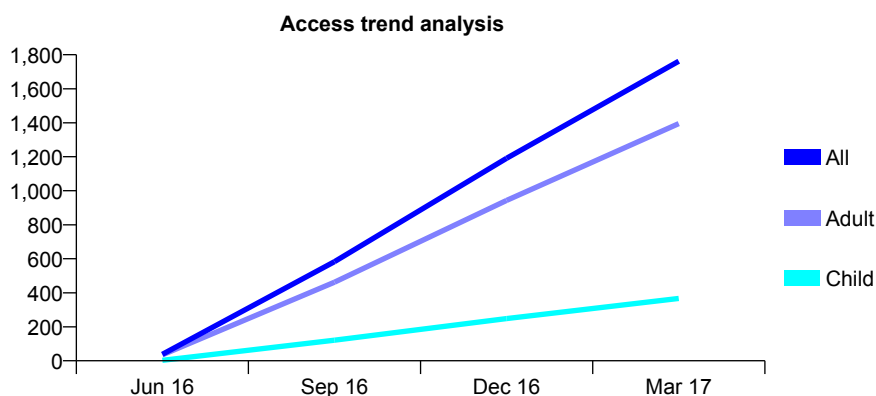
7A5 - Vital Signs At a Glance Contract Report for 100142/0000 - March 2017

Name or company name	MR SJ BOWSHER
Contract type name	GDS Contract
Purpose of contract	General
Contract start date	30/05/2016
Contract end date	

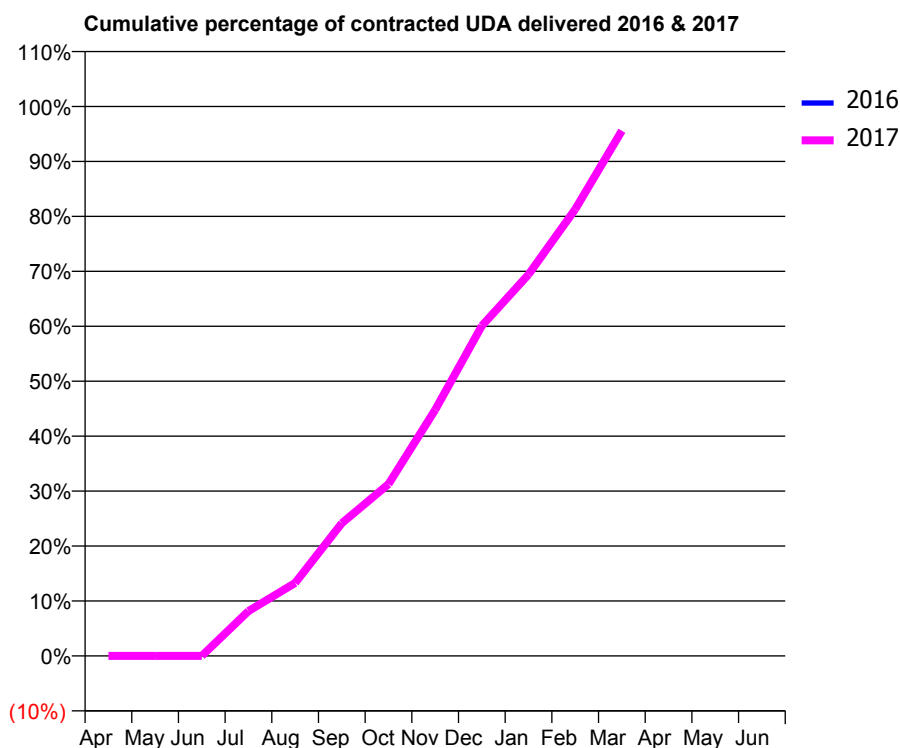
16/17 Contracted general activity (UDA)	5,639
Carry forward general activity (UDA)	0
16/17 Contracted orthodontic activity (UOA)	0
Carry forward orthodontic activity (UOA)	0
Baseline contract value	£135,933.54

ACCESS*

Patients seen in 24 months	Total	Change since previous quarter
Quarter ending March 2016	0	
Quarter ending June 2016	38	↑
Quarter ending September 2016	583	↑
Quarter ending December 2016	1,191	↑
Quarter ending March 2017	1,762	↑
Variance since March 2016	N/A	



ACTIVITY



Month	Adjusted Scheduled Activity (UDA)	
	2016	2017
April	0	0
May	0	0
June	0	0
July	0	461
August	0	749
September	0	1,362
October	0	1,763
November	0	2,525
December	0	3,387
January	0	3,914
February	0	4,584
March	0	5,390
April	0	
May	0	
June	0	

QUALITY

	Quantity	Base Number	Contract	LHB	Wales
% of FP17s for the same patient ID Re-attending within 3 months - Children	8	439	1.8%	7.2%	11.3%
% of FP17s for the same patient ID Re-attending within 3 months - Adults	102	1,738	5.9%	14.1%	16.7%
% of FP17s for the same patient ID Re-attending between 3 & 9 months - Children	41	439	9.3%	53.8%	58.0%
% of FP17s for the same patient ID Re-attending between 3 & 9 months - Adults	186	1,738	10.7%	51.1%	53.7%
% of FP17s for Band 1 Urgent Courses	218	2,177	10.0%	8.9%	9.0%
% of FP17s Relating to Free Repair or Replacements	0	2,177	0.0%	0.6%	0.7%
% of FP17s Relating to Continuations	0	2,177	0.0%	0.7%	0.9%
% of Patients satisfied with the dentistry they have received	12	12	100.0%	94.1%	93.9%
% of Patients satisfied with the time they had to wait for an appointment	12	12	100.0%	91.8%	88.4%

* This is based on patients treated on this contract for their most recent course of treatment. Figures in italics indicate the base number of FP17s or Patient Questionnaire responses are less than 100. N/A is shown where the base number of responses is less than 10 during the period. % is calculated as Quantity/Base number*100

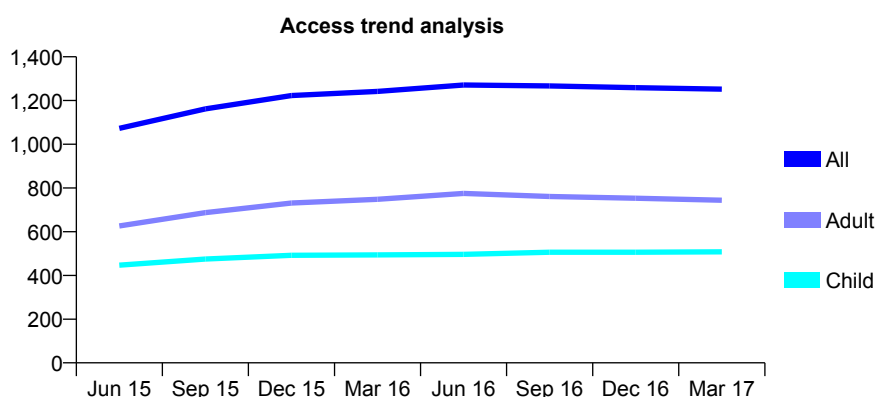
7A5 - Vital Signs At a Glance Contract Report for 102660/0001 - March 2017

Name or company name	Brilliant Dental Care
Contract type name	GDS Contract
Purpose of contract	General and Orthodontic
Contract start date	01/06/2014
Contract end date	

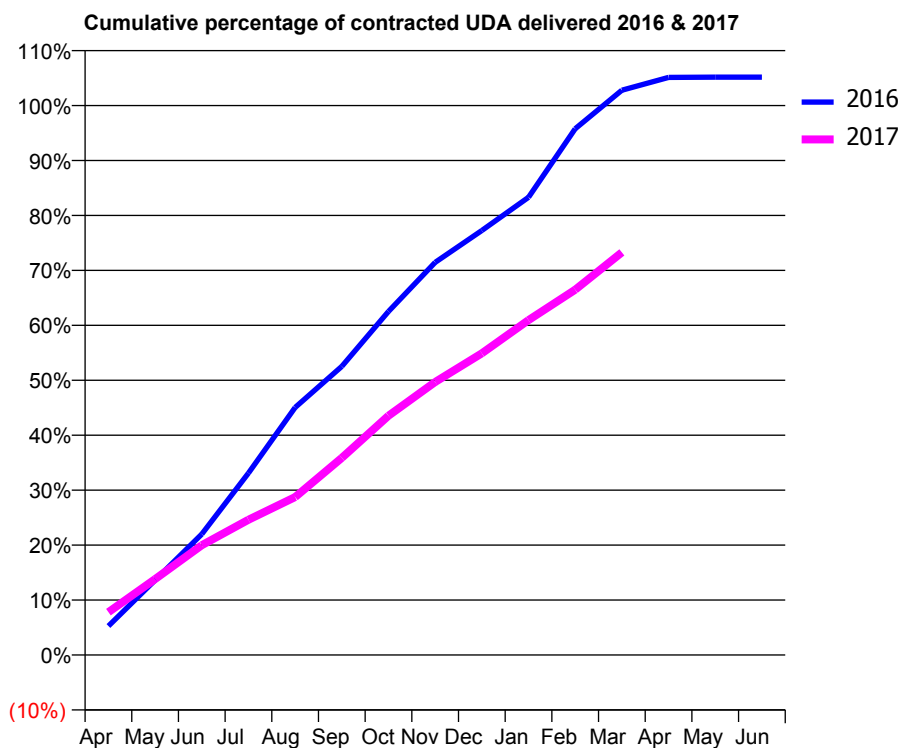
16/17 Contracted general activity (UDA)	4,200
Carry forward general activity (UDA)	-171
16/17 Contracted orthodontic activity (UOA)	57
Carry forward orthodontic activity (UOA)	-3
Baseline contract value	£103,663.18

ACCESS*

Patients seen in 24 months	Total	Change since previous quarter
Quarter ending March 2016	1,242	
Quarter ending June 2016	1,271	↑
Quarter ending September 2016	1,267	→
Quarter ending December 2016	1,259	→
Quarter ending March 2017	1,252	→
Variance since March 2016	0.8%	→



ACTIVITY



Month	Adjusted Scheduled Activity (UDA)	
	2016	2017
April	185	328
May	477	580
June	770	840
July	1,159	1,034
August	1,577	1,207
September	1,838	1,507
October	2,189	1,829
November	2,501	2,086
December	2,704	2,306
January	2,916	2,560
February	3,352	2,792
March	3,598	3,077
April	3,679	
May	3,681	
June	3,681	

QUALITY

	Quantity	Base Number	Contract	LHB	Wales
% of FP17s for the same patient ID Re-attending within 3 months - Children	40	702	5.7%	7.2%	11.3%
% of FP17s for the same patient ID Re-attending within 3 months - Adults	98	880	11.1%	14.1%	16.7%
% of FP17s for the same patient ID Re-attending between 3 & 9 months - Children	396	702	56.4%	53.8%	58.0%
% of FP17s for the same patient ID Re-attending between 3 & 9 months - Adults	484	880	55.0%	51.1%	53.7%
% of FP17s for Band 1 Urgent Courses	102	1,524	6.7%	8.9%	9.0%
% of FP17s Relating to Free Repair or Replacements	8	1,524	0.5%	0.6%	0.7%
% of FP17s Relating to Continuations	10	1,524	0.7%	0.7%	0.9%
% of Patients satisfied with the dentistry they have received	6	6	N/A	94.1%	93.9%
% of Patients satisfied with the time they had to wait for an appointment	6	6	N/A	91.8%	88.4%

* This is based on patients treated on this contract for their most recent course of treatment. Figures in italics indicate the base number of FP17s or Patient Questionnaire responses are less than 100. N/A is shown where the base number of responses is less than 10 during the period. % is calculated as Quantity/Base number*100

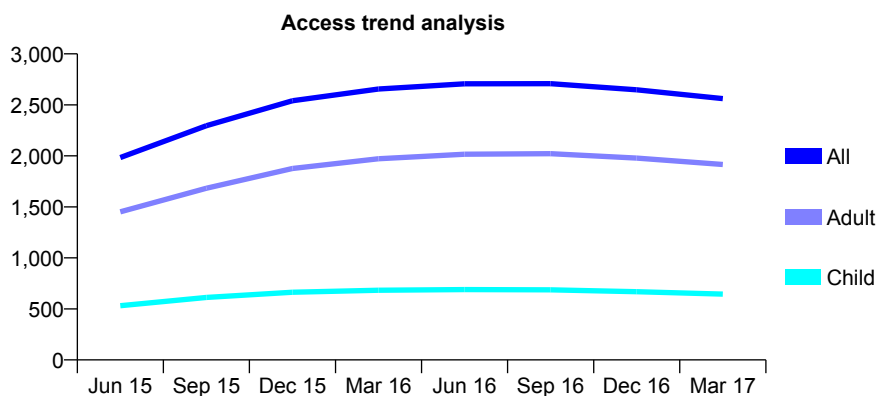
7A5 - Vital Signs At a Glance Contract Report for 105333/0001 - March 2017

Name or company name	Beddau Dental Practice
Contract type name	GDS Contract
Purpose of contract	General
Contract start date	01/06/2014
Contract end date	

16/17 Contracted general activity (UDA)	7,800
Carry forward general activity (UDA)	191
16/17 Contracted orthodontic activity (UOA)	0
Carry forward orthodontic activity (UOA)	0
Baseline contract value	£185,806.90

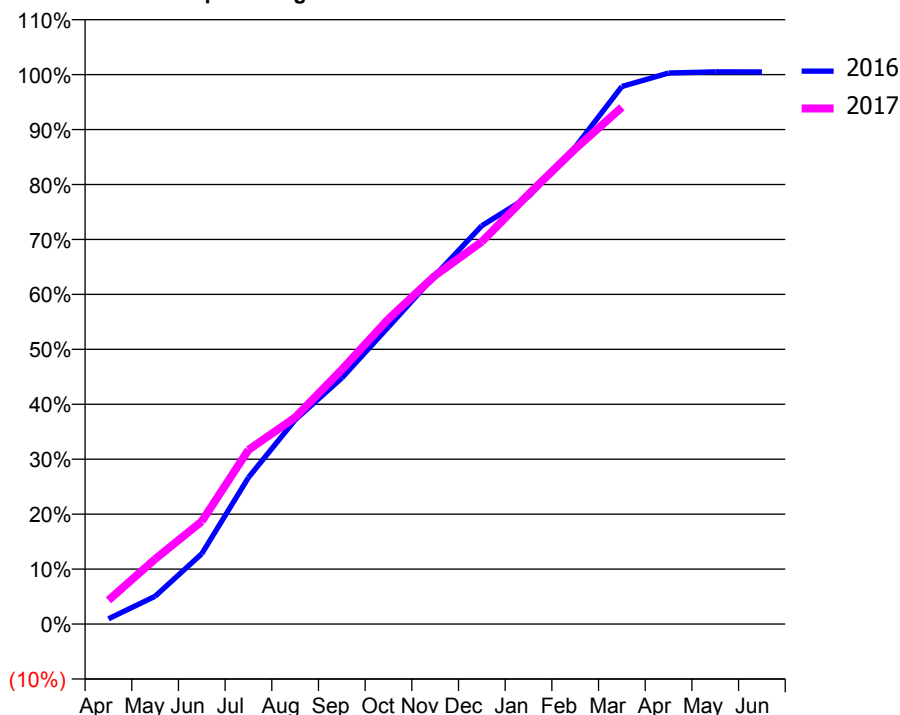
ACCESS*

Patients seen in 24 months	Total	Change since previous quarter
Quarter ending March 2016	2,655	
Quarter ending June 2016	2,706	→
Quarter ending September 2016	2,708	→
Quarter ending December 2016	2,648	↓
Quarter ending March 2017	2,561	↓
Variance since March 2016	(3.5%)	↓



ACTIVITY

Cumulative percentage of contracted UDA delivered 2016 & 2017



Month	Adjusted Scheduled Activity (UDA)	
	2016	2017
April	81	338
May	429	923
June	1,089	1,458
July	2,268	2,473
August	3,160	2,933
September	3,807	3,612
October	4,597	4,332
November	5,396	4,948
December	6,162	5,428
January	6,611	6,101
February	7,378	6,746
March	8,315	7,335
April	8,524	
May	8,542	
June	8,541	

QUALITY

	Quantity	Base Number	Contract	LHB	Wales
% of FP17s for the same patient ID Re-attending within 3 months - Children	28	839	3.3%	7.2%	11.3%
% of FP17s for the same patient ID Re-attending within 3 months - Adults	255	2,505	10.2%	14.1%	16.7%
% of FP17s for the same patient ID Re-attending between 3 & 9 months - Children	450	839	53.6%	53.8%	58.0%
% of FP17s for the same patient ID Re-attending between 3 & 9 months - Adults	1,415	2,505	56.5%	51.1%	53.7%
% of FP17s for Band 1 Urgent Courses	121	3,227	3.7%	8.9%	9.0%
% of FP17s Relating to Free Repair or Replacements	16	3,227	0.5%	0.6%	0.7%
% of FP17s Relating to Continuations	19	3,227	0.6%	0.7%	0.9%
% of Patients satisfied with the dentistry they have received	15	17	88.2%	94.1%	93.9%
% of Patients satisfied with the time they had to wait for an appointment	17	17	100.0%	91.8%	88.4%

* This is based on patients treated on this contract for their most recent course of treatment. Figures in italics indicate the base number of FP17s or Patient Questionnaire responses are less than 100. N/A is shown where the base number of responses is less than 10 during the period. % is calculated as Quantity/Base number*100

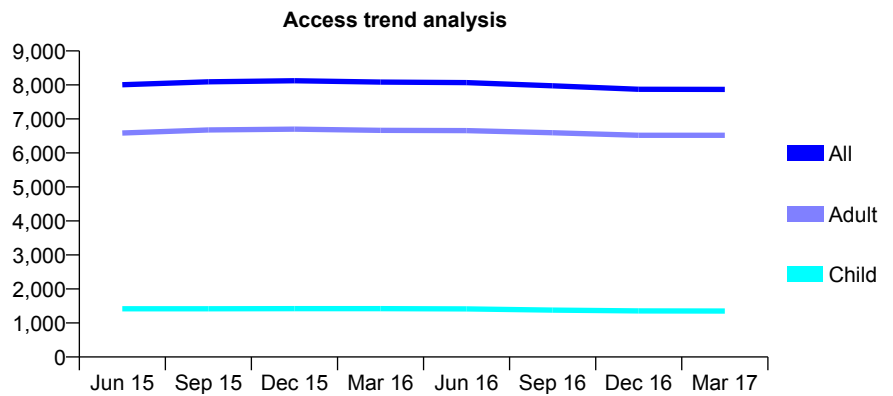
7A5 - Vital Signs At a Glance Contract Report for 106887/0001 - March 2017

Name or company name	Morgan Street Dental Practice
Contract type name	GDS Contract
Purpose of contract	General
Contract start date	01/04/2010
Contract end date	

16/17 Contracted general activity (UDA)	25,816
Carry forward general activity (UDA)	17
16/17 Contracted orthodontic activity (UOA)	0
Carry forward orthodontic activity (UOA)	0
Baseline contract value	£614,561.16

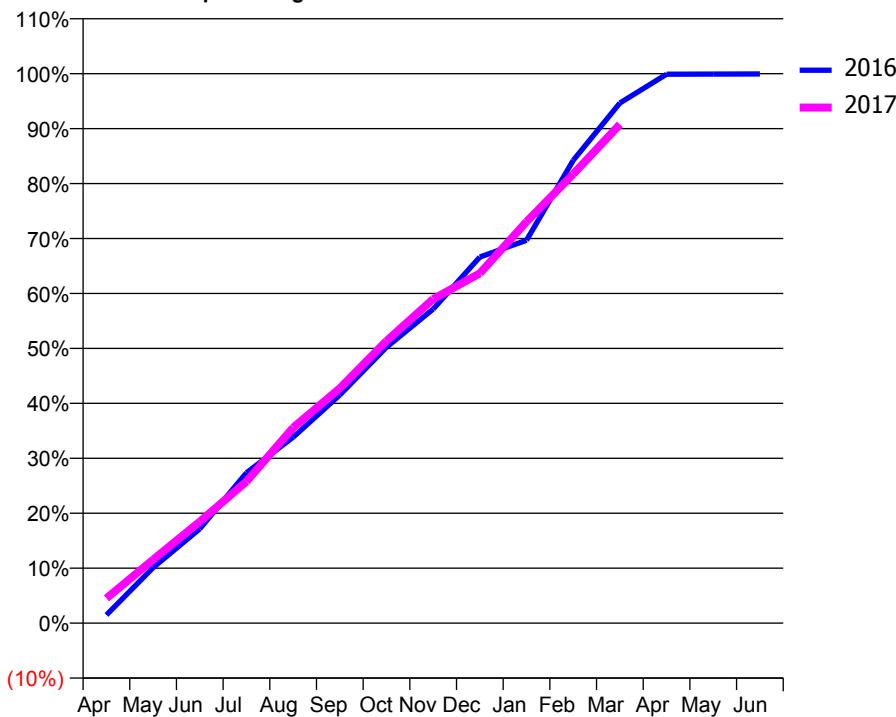
ACCESS*

Patients seen in 24 months	Total	Change since previous quarter
Quarter ending March 2016	8,083	
Quarter ending June 2016	8,067	→
Quarter ending September 2016	7,973	↓
Quarter ending December 2016	7,874	↓
Quarter ending March 2017	7,869	→
Variance since March 2016	(2.6%)	↓



ACTIVITY

Cumulative percentage of contracted UDA delivered 2016 & 2017



Month	Adjusted Scheduled Activity (UDA)	
	2016	2017
April	383	1,170
May	2,608	2,988
June	4,430	4,772
July	7,063	6,655
August	8,733	9,189
September	10,720	11,034
October	12,962	13,259
November	14,760	15,227
December	17,201	16,436
January	17,992	18,858
February	21,740	21,098
March	24,437	23,435
April	25,789	
May	25,797	
June	25,799	

QUALITY

	Quantity	Base Number	Contract	LHB	Wales
% of FP17s for the same patient ID Re-attending within 3 months - Children	227	2,177	10.4%	7.2%	11.3%
% of FP17s for the same patient ID Re-attending within 3 months - Adults	1,938	10,847	17.9%	14.1%	16.7%
% of FP17s for the same patient ID Re-attending between 3 & 9 months - Children	1,345	2,177	61.8%	53.8%	58.0%
% of FP17s for the same patient ID Re-attending between 3 & 9 months - Adults	6,461	10,847	59.6%	51.1%	53.7%
% of FP17s for Band 1 Urgent Courses	1,158	12,416	9.3%	8.9%	9.0%
% of FP17s Relating to Free Repair or Replacements	54	12,416	0.4%	0.6%	0.7%
% of FP17s Relating to Continuations	45	12,416	0.4%	0.7%	0.9%
% of Patients satisfied with the dentistry they have received	58	61	95.1%	94.1%	93.9%
% of Patients satisfied with the time they had to wait for an appointment	55	61	90.2%	91.8%	88.4%

* This is based on patients treated on this contract for their most recent course of treatment. Figures in italics indicate the base number of FP17s or Patient Questionnaire responses are less than 100. N/A is shown where the base number of responses is less than 10 during the period. % is calculated as Quantity/Base number*100

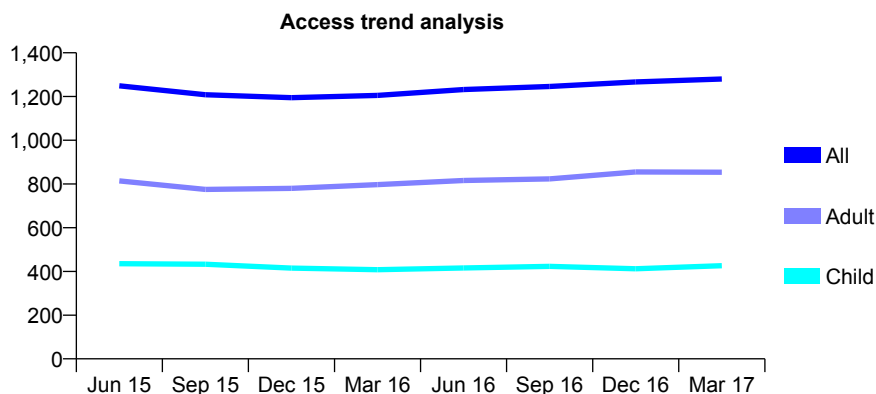
7A5 - Vital Signs At a Glance Contract Report for 108146/0001 - March 2017

Name or company name	Colden Larch Ltd
Contract type name	GDS Contract
Purpose of contract	General
Contract start date	01/10/2009
Contract end date	

16/17 Contracted general activity (UDA)	3,710
Carry forward general activity (UDA)	6
16/17 Contracted orthodontic activity (UOA)	0
Carry forward orthodontic activity (UOA)	0
Baseline contract value	£52,786.82

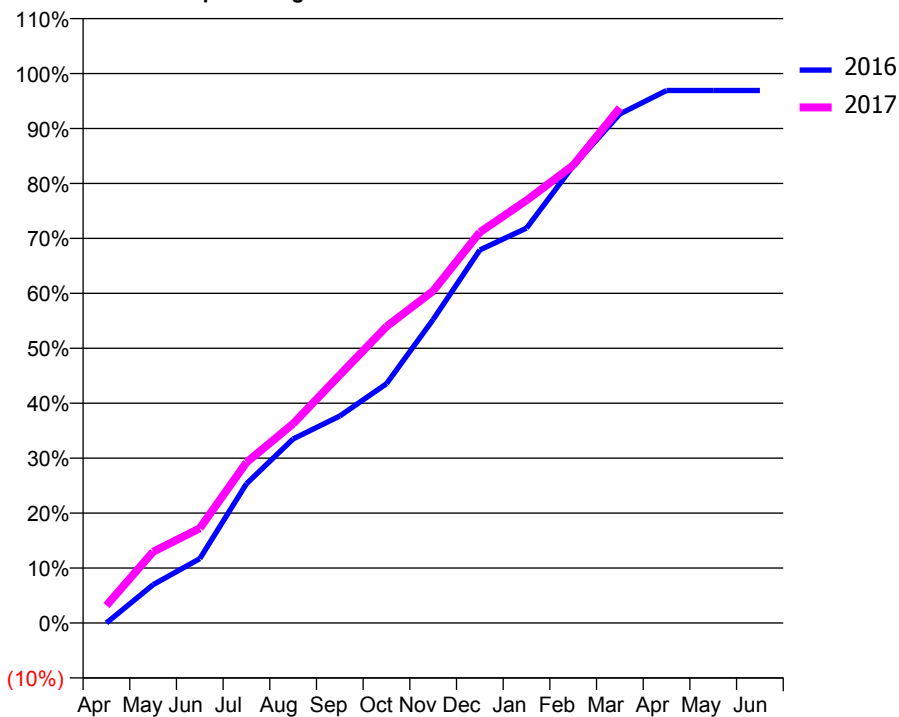
ACCESS*

Patients seen in 24 months	Total	Change since previous quarter
Quarter ending March 2016	1,205	
Quarter ending June 2016	1,232	↑
Quarter ending September 2016	1,246	→
Quarter ending December 2016	1,267	→
Quarter ending March 2017	1,280	→
Variance since March 2016	6.2%	↑



ACTIVITY

Cumulative percentage of contracted UDA delivered 2016 & 2017



Month	Adjusted Scheduled Activity (UDA)	
	2016	2017
April	0	118
May	259	481
June	434	640
July	940	1,085
August	1,243	1,345
September	1,398	1,675
October	1,615	2,002
November	2,049	2,243
December	2,519	2,638
January	2,666	2,854
February	3,086	3,090
March	3,437	3,478
April	3,596	
May	3,596	
June	3,596	

QUALITY

	Quantity	Base Number	Contract	LHB	Wales
% of FP17s for the same patient ID Re-attending within 3 months - Children	53	579	9.2%	7.2%	11.3%
% of FP17s for the same patient ID Re-attending within 3 months - Adults	119	820	14.5%	14.1%	16.7%
% of FP17s for the same patient ID Re-attending between 3 & 9 months - Children	218	579	37.7%	53.8%	58.0%
% of FP17s for the same patient ID Re-attending between 3 & 9 months - Adults	245	820	29.9%	51.1%	53.7%
% of FP17s for Band 1 Urgent Courses	116	1,327	8.7%	8.9%	9.0%
% of FP17s Relating to Free Repair or Replacements	3	1,327	0.2%	0.6%	0.7%
% of FP17s Relating to Continuations	5	1,327	0.4%	0.7%	0.9%
% of Patients satisfied with the dentistry they have received	6	6	N/A	94.1%	93.9%
% of Patients satisfied with the time they had to wait for an appointment	6	6	N/A	91.8%	88.4%

* This is based on patients treated on this contract for their most recent course of treatment. Figures in italics indicate the base number of FP17s or Patient Questionnaire responses are less than 100. N/A is shown where the base number of responses is less than 10 during the period. % is calculated as Quantity/Base number*100

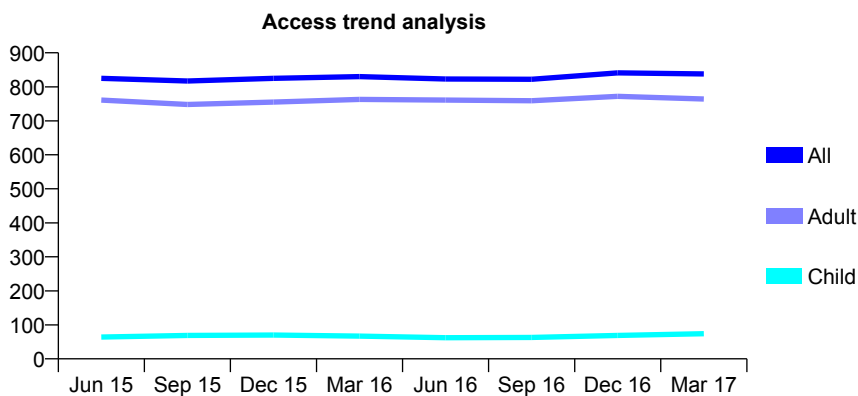
7A5 - Vital Signs At a Glance Contract Report for 108200/0004 - March 2017

Name or company name	Cardiff & Vale University Health Board
Contract type name	PDS Contract
Purpose of contract	General
Contract start date	01/04/2006
Contract end date	31/03/2018

16/17 Contracted general activity (UDA)	2,209
Carry forward general activity (UDA)	135
16/17 Contracted orthodontic activity (UOA)	0
Carry forward orthodontic activity (UOA)	0
Baseline contract value	£60,232.05

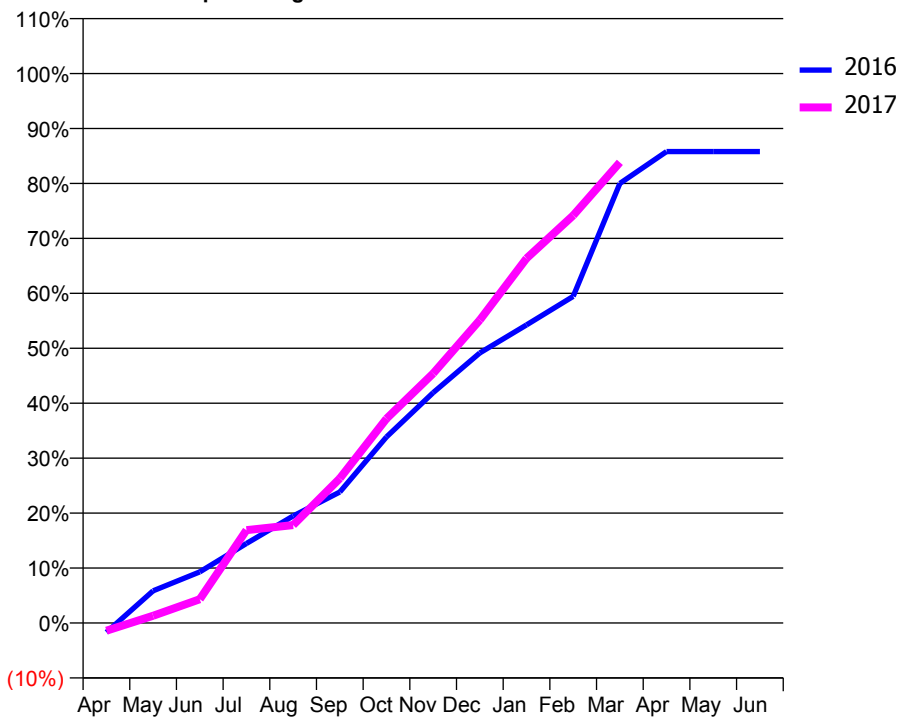
ACCESS*

Patients seen in 24 months	Total	Change since previous quarter
Quarter ending March 2016	830	
Quarter ending June 2016	823	→
Quarter ending September 2016	822	→
Quarter ending December 2016	841	↑
Quarter ending March 2017	838	→
Variance since March 2016	1.0%	→



ACTIVITY

Cumulative percentage of contracted UDA delivered 2016 & 2017



Month	Adjusted Scheduled Activity (UDA)	
	2016	2017
April	-38	-32
May	130	29
June	205	96
July	320	373
August	430	394
September	527	582
October	748	821
November	926	1,003
December	1,086	1,218
January	1,199	1,466
February	1,313	1,638
March	1,767	1,852
April	1,895	
May	1,895	
June	1,895	

QUALITY

	Quantity	Base Number	Contract	LHB	Wales
% of FP17s for the same patient ID Re-attending within 3 months - Children	4	101	4.0%	7.2%	11.3%
% of FP17s for the same patient ID Re-attending within 3 months - Adults	170	1,026	16.6%	14.1%	16.7%
% of FP17s for the same patient ID Re-attending between 3 & 9 months - Children	54	101	53.5%	53.8%	58.0%
% of FP17s for the same patient ID Re-attending between 3 & 9 months - Adults	417	1,026	40.6%	51.1%	53.7%
% of FP17s for Band 1 Urgent Courses	185	1,048	17.7%	8.9%	9.0%
% of FP17s Relating to Free Repair or Replacements	4	1,048	0.4%	0.6%	0.7%
% of FP17s Relating to Continuations	8	1,048	0.8%	0.7%	0.9%
% of Patients satisfied with the dentistry they have received	6	6	N/A	94.1%	93.9%
% of Patients satisfied with the time they had to wait for an appointment	6	6	N/A	91.8%	88.4%

* This is based on patients treated on this contract for their most recent course of treatment. Figures in italics indicate the base number of FP17s or Patient Questionnaire responses are less than 100. N/A is shown where the base number of responses is less than 10 during the period. % is calculated as Quantity/Base number*100

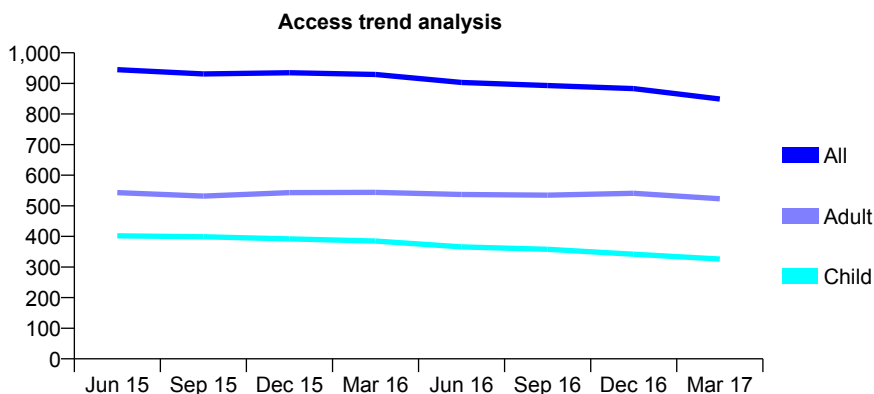
7A5 - Vital Signs At a Glance Contract Report for 108200/0006 - March 2017

Name or company name	Cardiff & Vale University Health Board
Contract type name	PDS Contract
Purpose of contract	General
Contract start date	01/04/2006
Contract end date	31/03/2018

16/17 Contracted general activity (UDA)	2,208
Carry forward general activity (UDA)	0
16/17 Contracted orthodontic activity (UOA)	0
Carry forward orthodontic activity (UOA)	0
Baseline contract value	£60,232.04

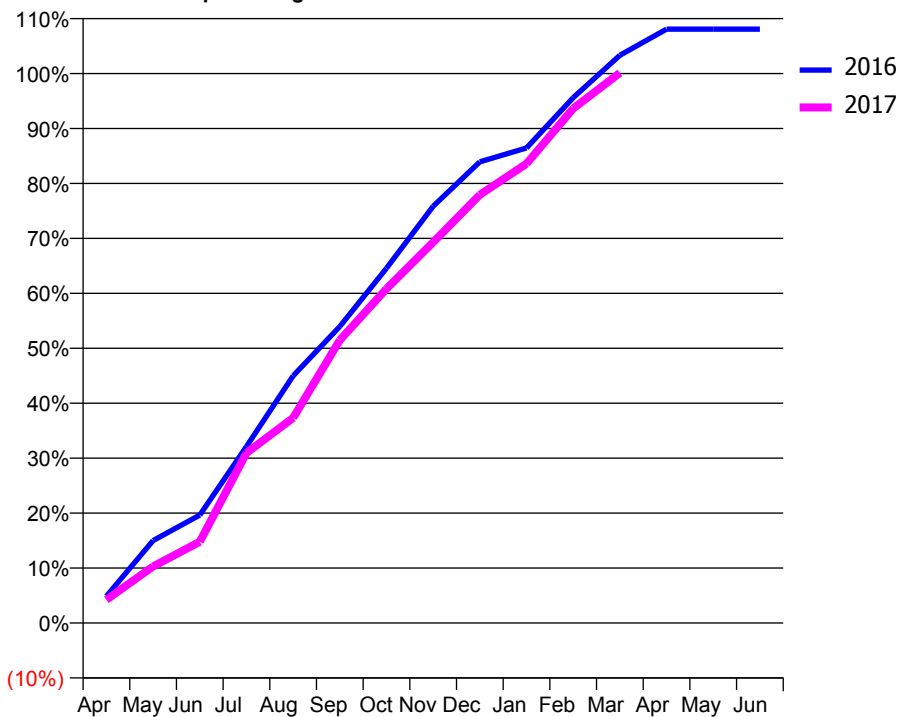
ACCESS*

Patients seen in 24 months	Total	Change since previous quarter
Quarter ending March 2016	929	
Quarter ending June 2016	903	↓
Quarter ending September 2016	893	↓
Quarter ending December 2016	883	↓
Quarter ending March 2017	849	↓
Variance since March 2016	(8.6%)	↓



ACTIVITY

Cumulative percentage of contracted UDA delivered 2016 & 2017



Month	Adjusted Scheduled Activity (UDA)	
	2016	2017
April	108	94
May	332	228
June	434	326
July	709	684
August	993	824
September	1,191	1,137
October	1,425	1,343
November	1,675	1,530
December	1,853	1,721
January	1,909	1,845
February	2,111	2,068
March	2,281	2,210
April	2,386	
May	2,386	
June	2,386	

QUALITY

	Quantity	Base Number	Contract	LHB	Wales
% of FP17s for the same patient ID Re-attending within 3 months - Children	17	410	4.1%	7.2%	11.3%
% of FP17s for the same patient ID Re-attending within 3 months - Adults	75	747	10.0%	14.1%	16.7%
% of FP17s for the same patient ID Re-attending between 3 & 9 months - Children	235	410	57.3%	53.8%	58.0%
% of FP17s for the same patient ID Re-attending between 3 & 9 months - Adults	416	747	55.7%	51.1%	53.7%
% of FP17s for Band 1 Urgent Courses	72	1,095	6.6%	8.9%	9.0%
% of FP17s Relating to Free Repair or Replacements	4	1,095	0.4%	0.6%	0.7%
% of FP17s Relating to Continuations	4	1,095	0.4%	0.7%	0.9%
% of Patients satisfied with the dentistry they have received	10	10	100.0%	94.1%	93.9%
% of Patients satisfied with the time they had to wait for an appointment	10	10	100.0%	91.8%	88.4%

* This is based on patients treated on this contract for their most recent course of treatment. Figures in italics indicate the base number of FP17s or Patient Questionnaire responses are less than 100. N/A is shown where the base number of responses is less than 10 during the period. % is calculated as Quantity/Base number*100

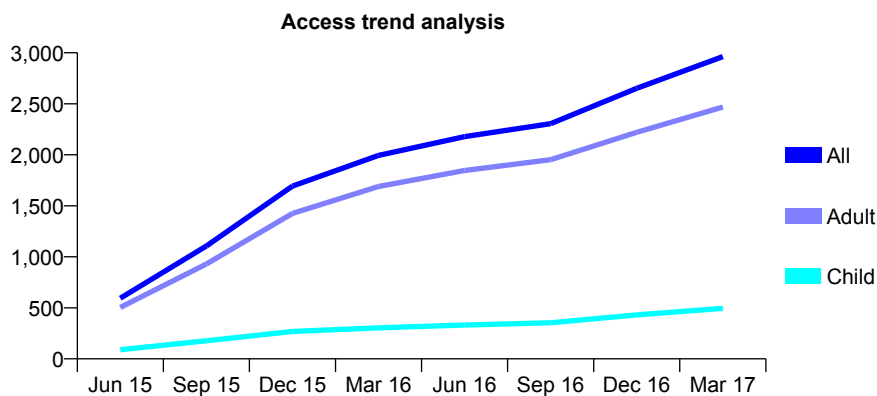
7A5 - Vital Signs At a Glance Contract Report for 116300/0008 - March 2017

Name or company name	Whitecross Dental Care Ltd
Contract type name	GDS Contract
Purpose of contract	General
Contract start date	01/04/2015
Contract end date	

16/17 Contracted general activity (UDA)	12,228
Carry forward general activity (UDA)	0
16/17 Contracted orthodontic activity (UOA)	0
Carry forward orthodontic activity (UOA)	0
Baseline contract value	£330,412.31

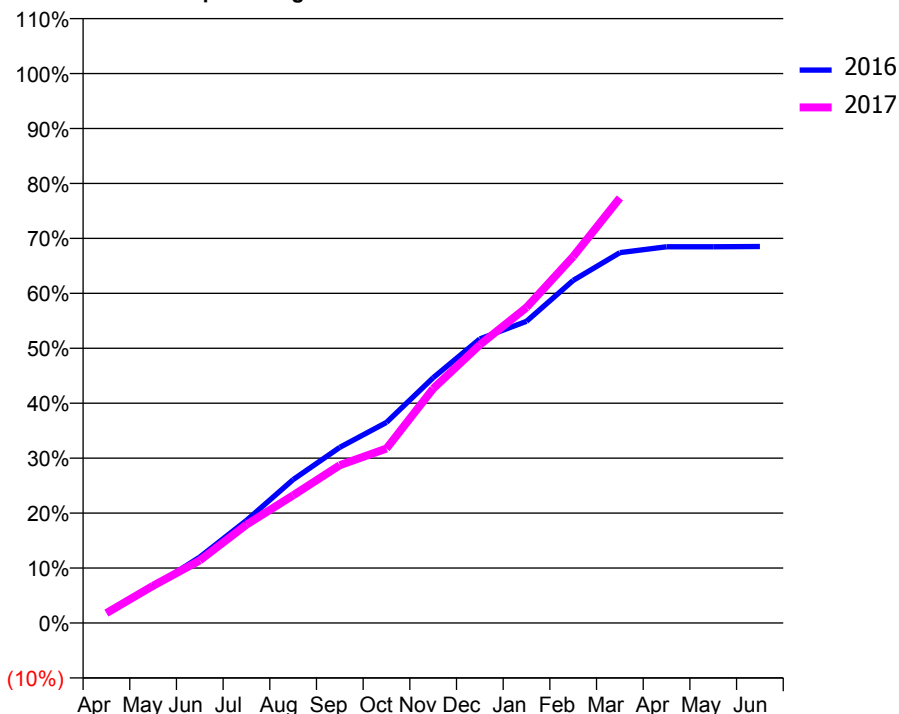
ACCESS*

Patients seen in 24 months	Total	Change since previous quarter
Quarter ending March 2016	1,994	
Quarter ending June 2016	2,178	↑
Quarter ending September 2016	2,305	↑
Quarter ending December 2016	2,651	↑
Quarter ending March 2017	2,963	↑
Variance since March 2016	48.6%	↑



ACTIVITY

Cumulative percentage of contracted UDA delivered 2016 & 2017



Month	Adjusted Scheduled Activity (UDA)	
	2016	2017
April	243	220
May	805	830
June	1,468	1,392
July	2,282	2,188
August	3,191	2,842
September	3,910	3,511
October	4,464	3,883
November	5,459	5,216
December	6,321	6,191
January	6,714	7,024
February	7,626	8,155
March	8,241	9,458
April	8,372	
May	8,372	
June	8,377	

QUALITY

	Quantity	Base Number	Contract	LHB	Wales
% of FP17s for the same patient ID Re-attending within 3 months - Children	43	748	5.7%	7.2%	11.3%
% of FP17s for the same patient ID Re-attending within 3 months - Adults	471	3,801	12.4%	14.1%	16.7%
% of FP17s for the same patient ID Re-attending between 3 & 9 months - Children	357	748	47.7%	53.8%	58.0%
% of FP17s for the same patient ID Re-attending between 3 & 9 months - Adults	1,892	3,801	49.8%	51.1%	53.7%
% of FP17s for Band 1 Urgent Courses	358	4,426	8.1%	8.9%	9.0%
% of FP17s Relating to Free Repair or Replacements	10	4,426	0.2%	0.6%	0.7%
% of FP17s Relating to Continuations	27	4,426	0.6%	0.7%	0.9%
% of Patients satisfied with the dentistry they have received	21	24	87.5%	94.1%	93.9%
% of Patients satisfied with the time they had to wait for an appointment	17	24	70.8%	91.8%	88.4%

* This is based on patients treated on this contract for their most recent course of treatment. Figures in italics indicate the base number of FP17s or Patient Questionnaire responses are less than 100. N/A is shown where the base number of responses is less than 10 during the period. % is calculated as Quantity/Base number*100

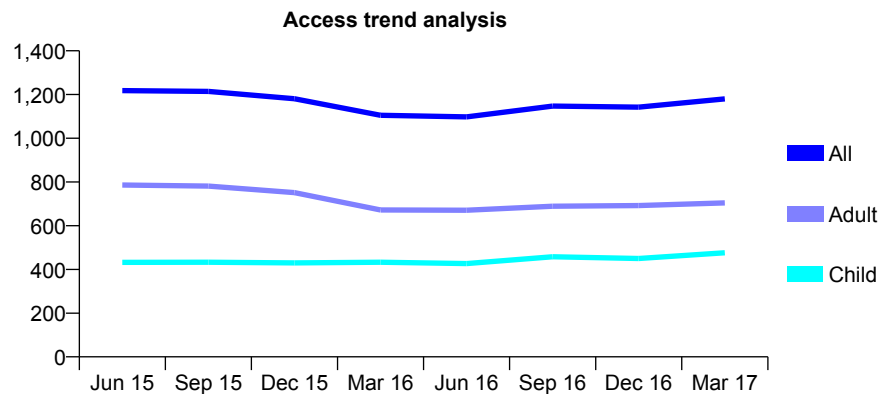
7A5 - Vital Signs At a Glance Contract Report for 119121/0001 - March 2017

Name or company name	Jamie Pugh Dental Healthcare Ltd
Contract type name	GDS Contract
Purpose of contract	General
Contract start date	20/04/2009
Contract end date	

16/17 Contracted general activity (UDA)	3,573
Carry forward general activity (UDA)	-12
16/17 Contracted orthodontic activity (UOA)	0
Carry forward orthodontic activity (UOA)	0
Baseline contract value	£115,231.64

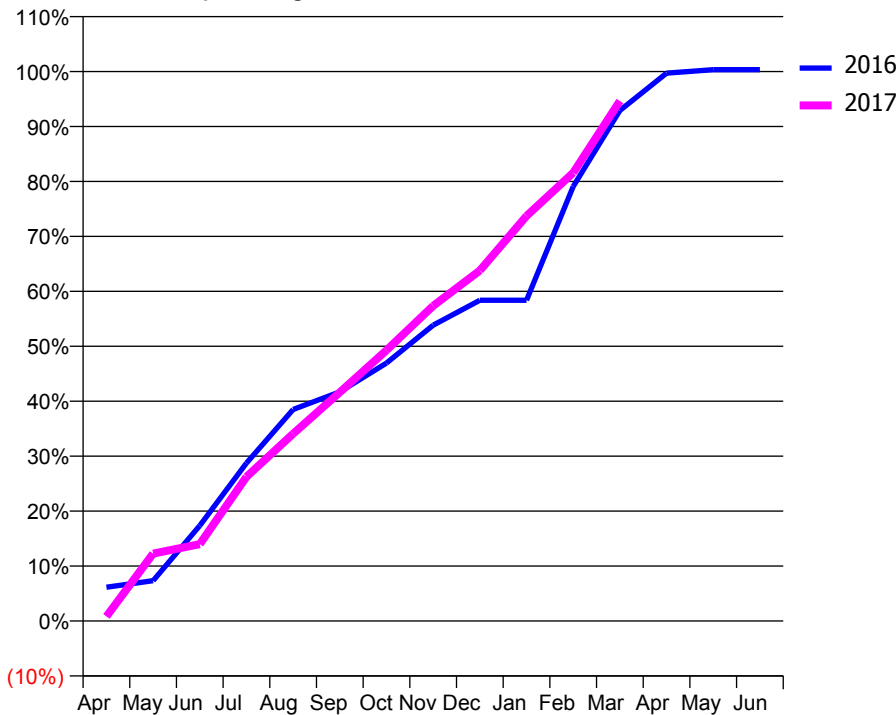
ACCESS*

Patients seen in 24 months	Total	Change since previous quarter
Quarter ending March 2016	1,105	
Quarter ending June 2016	1,098	→
Quarter ending September 2016	1,147	↑
Quarter ending December 2016	1,142	→
Quarter ending March 2017	1,180	↑
Variance since March 2016	6.8%	↑



ACTIVITY

Cumulative percentage of contracted UDA delivered 2016 & 2017



Month	Adjusted Scheduled Activity (UDA)	
	2016	2017
April	220	30
May	263	438
June	620	500
July	1,027	937
August	1,376	1,218
September	1,490	1,487
October	1,677	1,760
November	1,924	2,050
December	2,086	2,279
January	2,086	2,634
February	2,826	2,915
March	3,320	3,381
April	3,563	
May	3,585	
June	3,585	

QUALITY

	Quantity	Base Number	Contract	LHB	Wales
% of FP17s for the same patient ID Re-attending within 3 months - Children	64	734	8.7%	7.2%	11.3%
% of FP17s for the same patient ID Re-attending within 3 months - Adults	128	969	13.2%	14.1%	16.7%
% of FP17s for the same patient ID Re-attending between 3 & 9 months - Children	413	734	56.3%	53.8%	58.0%
% of FP17s for the same patient ID Re-attending between 3 & 9 months - Adults	529	969	54.6%	51.1%	53.7%
% of FP17s for Band 1 Urgent Courses	131	1,618	8.1%	8.9%	9.0%
% of FP17s Relating to Free Repair or Replacements	10	1,618	0.6%	0.6%	0.7%
% of FP17s Relating to Continuations	10	1,618	0.6%	0.7%	0.9%
% of Patients satisfied with the dentistry they have received	7	7	N/A	94.1%	93.9%
% of Patients satisfied with the time they had to wait for an appointment	6	7	N/A	91.8%	88.4%

* This is based on patients treated on this contract for their most recent course of treatment. Figures in italics indicate the base number of FP17s or Patient Questionnaire responses are less than 100. N/A is shown where the base number of responses is less than 10 during the period. % is calculated as Quantity/Base number*100

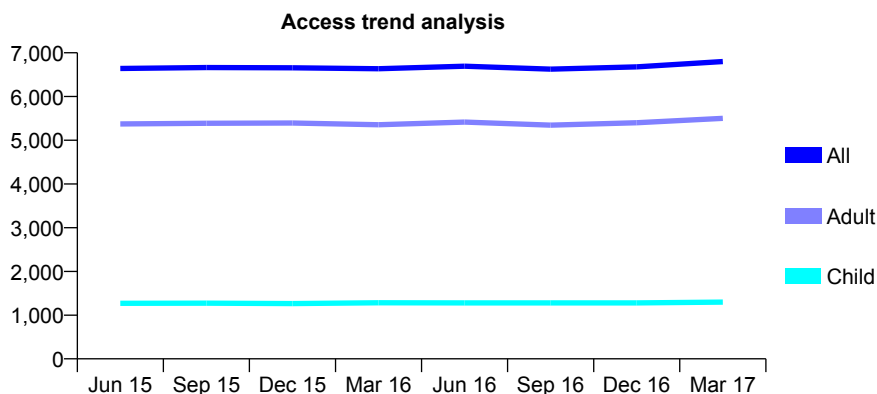
7A5 - Vital Signs At a Glance Contract Report for 121878/0001 - March 2017

Name or company name	Courtland Dental Centre Ltd
Contract type name	GDS Contract
Purpose of contract	General
Contract start date	01/04/2012
Contract end date	

16/17 Contracted general activity (UDA)	22,192
Carry forward general activity (UDA)	1,123
16/17 Contracted orthodontic activity (UOA)	0
Carry forward orthodontic activity (UOA)	0
Baseline contract value	£647,772.89

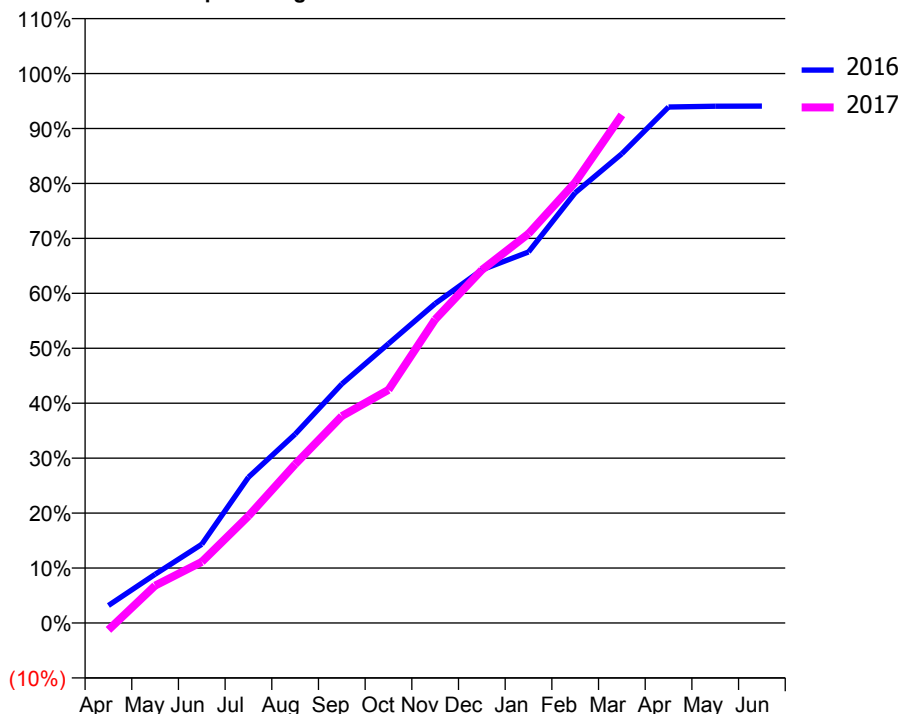
ACCESS*

Patients seen in 24 months	Total	Change since previous quarter
Quarter ending March 2016	6,636	
Quarter ending June 2016	6,693	→
Quarter ending September 2016	6,626	↓
Quarter ending December 2016	6,679	→
Quarter ending March 2017	6,799	→
Variance since March 2016	2.5%	↑



ACTIVITY

Cumulative percentage of contracted UDA delivered 2016 & 2017



Month	Adjusted Scheduled Activity (UDA)	
	2016	2017
April	740	-282
May	2,055	1,510
June	3,324	2,467
July	6,152	4,321
August	7,973	6,410
September	10,089	8,357
October	11,786	9,414
November	13,485	12,262
December	14,903	14,260
January	15,661	15,724
February	18,158	17,794
March	19,805	20,520
April	21,775	
May	21,809	
June	21,819	

QUALITY

	Quantity	Base Number	Contract	LHB	Wales
% of FP17s for the same patient ID Re-attending within 3 months - Children	146	1,882	7.8%	7.2%	11.3%
% of FP17s for the same patient ID Re-attending within 3 months - Adults	1,422	8,704	16.3%	14.1%	16.7%
% of FP17s for the same patient ID Re-attending between 3 & 9 months - Children	906	1,882	48.1%	53.8%	58.0%
% of FP17s for the same patient ID Re-attending between 3 & 9 months - Adults	4,398	8,704	50.5%	51.1%	53.7%
% of FP17s for Band 1 Urgent Courses	952	9,770	9.7%	8.9%	9.0%
% of FP17s Relating to Free Repair or Replacements	56	9,770	0.6%	0.6%	0.7%
% of FP17s Relating to Continuations	97	9,770	1.0%	0.7%	0.9%
% of Patients satisfied with the dentistry they have received	42	43	97.7%	94.1%	93.9%
% of Patients satisfied with the time they had to wait for an appointment	38	43	88.4%	91.8%	88.4%

* This is based on patients treated on this contract for their most recent course of treatment. Figures in italics indicate the base number of FP17s or Patient Questionnaire responses are less than 100. N/A is shown where the base number of responses is less than 10 during the period. % is calculated as Quantity/Base number*100

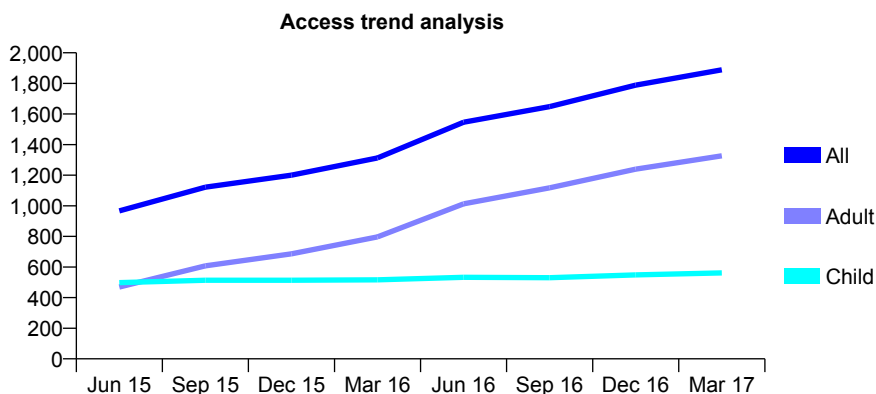
7A5 - Vital Signs At a Glance Contract Report for 132349/0001 - March 2017

Name or company name	Cenniniago Ltd
Contract type name	GDS Contract
Purpose of contract	General
Contract start date	01/08/2013
Contract end date	

16/17 Contracted general activity (UDA)	5,550
Carry forward general activity (UDA)	0
16/17 Contracted orthodontic activity (UOA)	0
Carry forward orthodontic activity (UOA)	0
Baseline contract value	£131,181.97

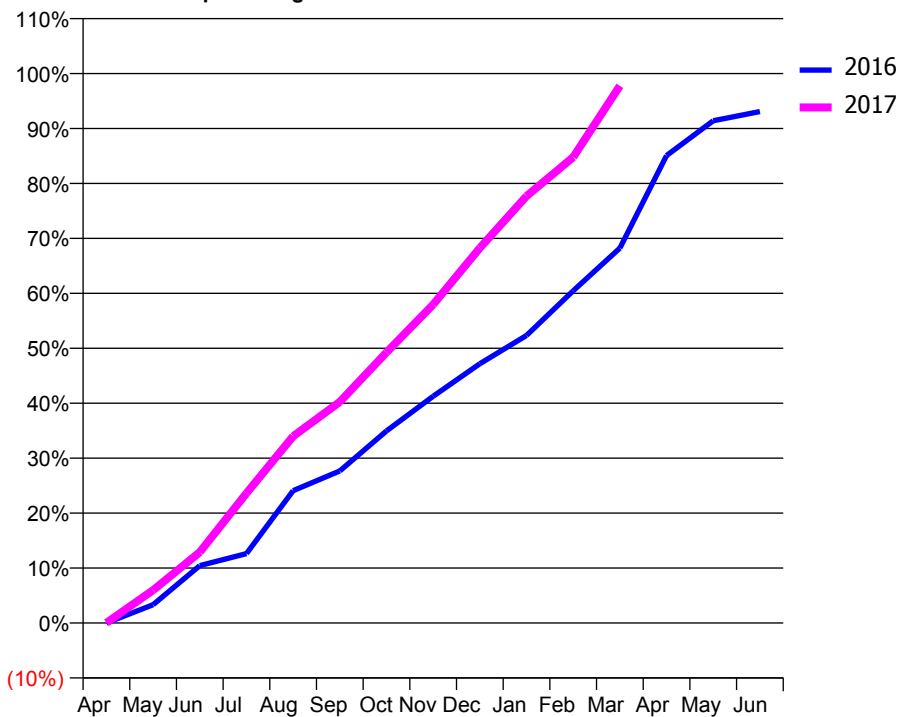
ACCESS*

Patients seen in 24 months	Total	Change since previous quarter
Quarter ending March 2016	1,313	
Quarter ending June 2016	1,546	↑
Quarter ending September 2016	1,648	↑
Quarter ending December 2016	1,789	↑
Quarter ending March 2017	1,889	↑
Variance since March 2016	43.9%	↑



ACTIVITY

Cumulative percentage of contracted UDA delivered 2016 & 2017



Month	Adjusted Scheduled Activity (UDA)	
	2016	2017
April	0	2
May	135	332
June	423	716
July	511	1,311
August	975	1,886
September	1,121	2,234
October	1,416	2,733
November	1,671	3,217
December	1,911	3,788
January	2,119	4,312
February	2,449	4,705
March	2,763	5,426
April	3,445	
May	3,702	
June	3,770	

QUALITY

	Quantity	Base Number	Contract	LHB	Wales
% of FP17s for the same patient ID Re-attending within 3 months - Children	34	693	4.9%	7.2%	11.3%
% of FP17s for the same patient ID Re-attending within 3 months - Adults	187	1,548	12.1%	14.1%	16.7%
% of FP17s for the same patient ID Re-attending between 3 & 9 months - Children	176	693	25.4%	53.8%	58.0%
% of FP17s for the same patient ID Re-attending between 3 & 9 months - Adults	352	1,548	22.7%	51.1%	53.7%
% of FP17s for Band 1 Urgent Courses	103	1,918	5.4%	8.9%	9.0%
% of FP17s Relating to Free Repair or Replacements	8	1,918	0.4%	0.6%	0.7%
% of FP17s Relating to Continuations	5	1,918	0.3%	0.7%	0.9%
% of Patients satisfied with the dentistry they have received	19	21	90.5%	94.1%	93.9%
% of Patients satisfied with the time they had to wait for an appointment	20	21	95.2%	91.8%	88.4%

* This is based on patients treated on this contract for their most recent course of treatment. Figures in italics indicate the base number of FP17s or Patient Questionnaire responses are less than 100. N/A is shown where the base number of responses is less than 10 during the period. % is calculated as Quantity/Base number*100

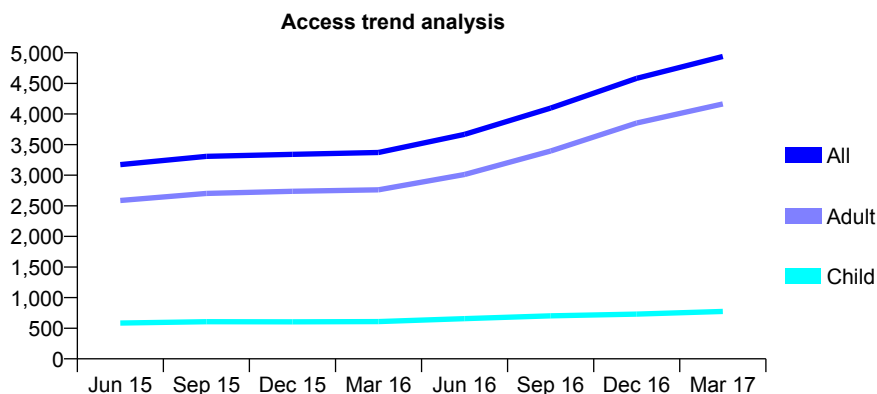
7A5 - Vital Signs At a Glance Contract Report for 134112/0001 - March 2017

Name or company name	R D Davies Ltd
Contract type name	GDS Contract
Purpose of contract	General
Contract start date	01/04/2009
Contract end date	

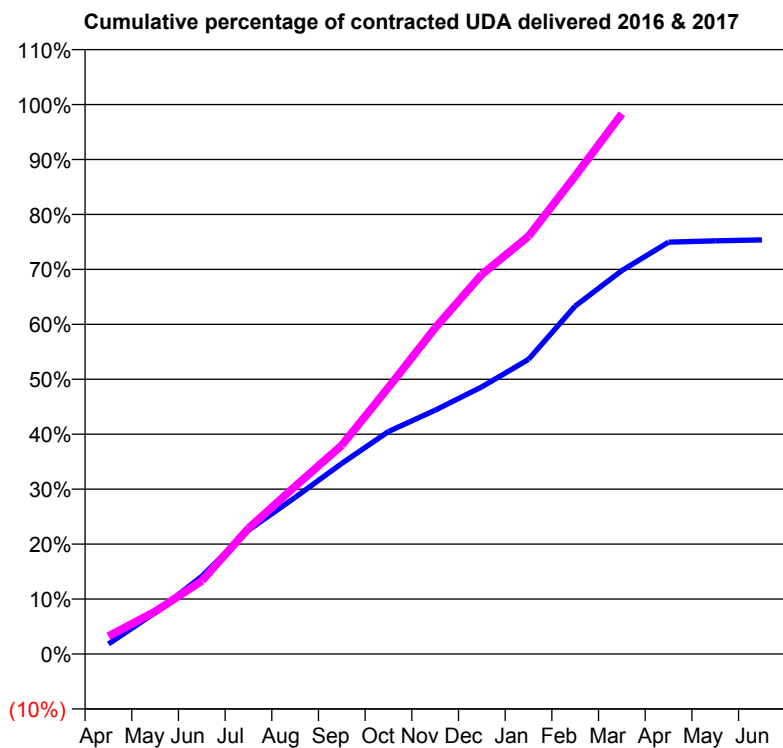
16/17 Contracted general activity (UDA)	21,179
Carry forward general activity (UDA)	0
16/17 Contracted orthodontic activity (UOA)	0
Carry forward orthodontic activity (UOA)	0
Baseline contract value	£528,514.33

ACCESS*

Patients seen in 24 months	Total	Change since previous quarter
Quarter ending March 2016	3,372	
Quarter ending June 2016	3,667	↑
Quarter ending September 2016	4,097	↑
Quarter ending December 2016	4,583	↑
Quarter ending March 2017	4,939	↑
Variance since March 2016	46.5%	↑



ACTIVITY



Month	Adjusted Scheduled Activity (UDA)	
	2016	2017
April	319	687
May	1,303	1,635
June	2,450	2,820
July	3,907	4,846
August	4,941	6,462
September	6,015	8,045
October	7,021	10,275
November	7,695	12,567
December	8,432	14,631
January	9,299	16,102
February	10,983	18,425
March	12,102	20,823
April	12,997	
May	13,041	
June	13,069	

QUALITY

	Quantity	Base Number	Contract	LHB	Wales
% of FP17s for the same patient ID Re-attending within 3 months - Children	118	1,229	9.6%	7.2%	11.3%
% of FP17s for the same patient ID Re-attending within 3 months - Adults	1,142	6,657	17.2%	14.1%	16.7%
% of FP17s for the same patient ID Re-attending between 3 & 9 months - Children	603	1,229	49.1%	53.8%	58.0%
% of FP17s for the same patient ID Re-attending between 3 & 9 months - Adults	2,644	6,657	39.7%	51.1%	53.7%
% of FP17s for Band 1 Urgent Courses	621	7,513	8.3%	8.9%	9.0%
% of FP17s Relating to Free Repair or Replacements	37	7,513	0.5%	0.6%	0.7%
% of FP17s Relating to Continuations	73	7,513	1.0%	0.7%	0.9%
% of Patients satisfied with the dentistry they have received	39	41	95.1%	94.1%	93.9%
% of Patients satisfied with the time they had to wait for an appointment	40	41	97.6%	91.8%	88.4%

* This is based on patients treated on this contract for their most recent course of treatment. Figures in italics indicate the base number of FP17s or Patient Questionnaire responses are less than 100. N/A is shown where the base number of responses is less than 10 during the period. % is calculated as Quantity/Base number*100

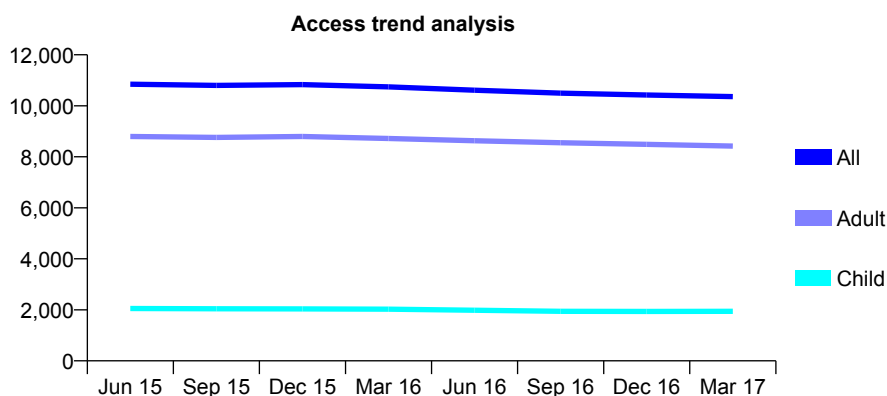
7A5 - Vital Signs At a Glance Contract Report for 142638/0003 - March 2017

Name or company name	The Goodwin Partnership Limited
Contract type name	GDS Contract
Purpose of contract	General
Contract start date	01/04/2009
Contract end date	

16/17 Contracted general activity (UDA)	31,894
Carry forward general activity (UDA)	0
16/17 Contracted orthodontic activity (UOA)	0
Carry forward orthodontic activity (UOA)	0
Baseline contract value	£762,368.39

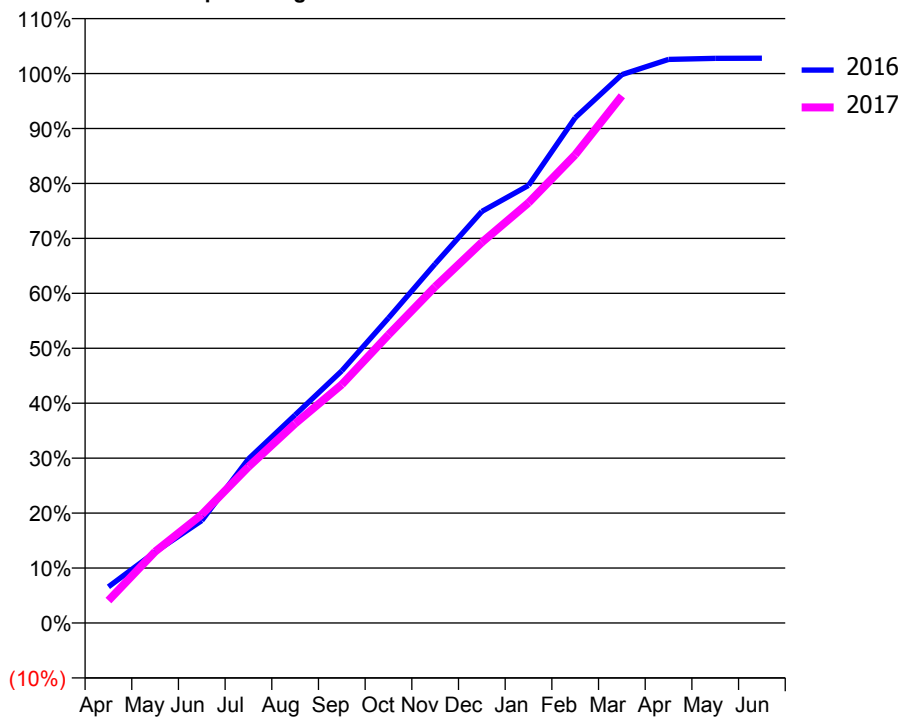
ACCESS*

Patients seen in 24 months	Total	Change since previous quarter
Quarter ending March 2016	10,741	
Quarter ending June 2016	10,614	↓
Quarter ending September 2016	10,497	↓
Quarter ending December 2016	10,422	→
Quarter ending March 2017	10,360	→
Variance since March 2016	(3.5%)	↓



ACTIVITY

Cumulative percentage of contracted UDA delivered 2016 & 2017



Month	Adjusted Scheduled Activity (UDA)	
	2016	2017
April	2,099	1,301
May	4,120	4,146
June	5,951	6,299
July	9,527	9,066
August	12,074	11,572
September	14,643	13,845
October	17,708	16,732
November	20,845	19,526
December	23,890	22,092
January	25,399	24,389
February	29,332	27,176
March	31,833	30,601
April	32,715	
May	32,775	
June	32,781	

QUALITY

	Quantity	Base Number	Contract	LHB	Wales
% of FP17s for the same patient ID Re-attending within 3 months - Children	198	2,684	7.4%	7.2%	11.3%
% of FP17s for the same patient ID Re-attending within 3 months - Adults	2,089	12,894	16.2%	14.1%	16.7%
% of FP17s for the same patient ID Re-attending between 3 & 9 months - Children	1,425	2,684	53.1%	53.8%	58.0%
% of FP17s for the same patient ID Re-attending between 3 & 9 months - Adults	7,035	12,894	54.6%	51.1%	53.7%
% of FP17s for Band 1 Urgent Courses	1,164	15,084	7.7%	8.9%	9.0%
% of FP17s Relating to Free Repair or Replacements	129	15,084	0.9%	0.6%	0.7%
% of FP17s Relating to Continuations	135	15,084	0.9%	0.7%	0.9%
% of Patients satisfied with the dentistry they have received	88	96	91.7%	94.1%	93.9%
% of Patients satisfied with the time they had to wait for an appointment	88	96	91.7%	91.8%	88.4%

* This is based on patients treated on this contract for their most recent course of treatment. Figures in italics indicate the base number of FP17s or Patient Questionnaire responses are less than 100. N/A is shown where the base number of responses is less than 10 during the period. % is calculated as Quantity/Base number*100

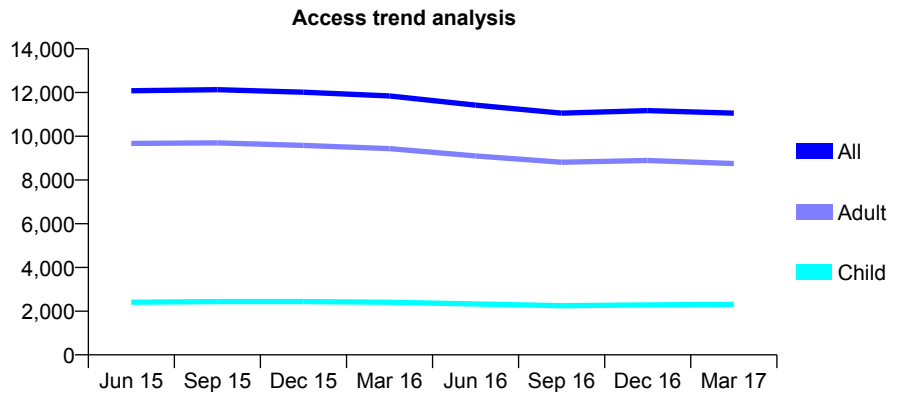
7A5 - Vital Signs At a Glance Contract Report for 158194/0018 - March 2017

Name or company name	Denticare Ltd
Contract type name	GDS Contract
Purpose of contract	General
Contract start date	01/12/2007
Contract end date	

16/17 Contracted general activity (UDA)	41,900
Carry forward general activity (UDA)	0
16/17 Contracted orthodontic activity (UOA)	0
Carry forward orthodontic activity (UOA)	0
Baseline contract value	£1,000,739.36

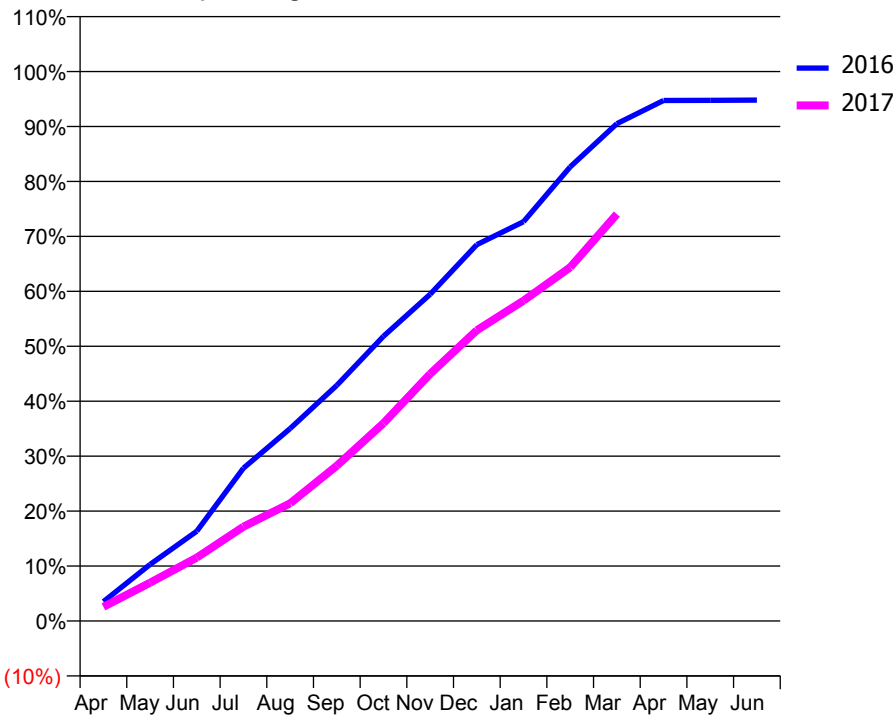
ACCESS*

Patients seen in 24 months	Total	Change since previous quarter
Quarter ending March 2016	11,845	
Quarter ending June 2016	11,423	↓
Quarter ending September 2016	11,056	↓
Quarter ending December 2016	11,174	→
Quarter ending March 2017	11,058	↓
Variance since March 2016	(6.6%)	↓



ACTIVITY

Cumulative percentage of contracted UDA delivered 2016 & 2017



Month	Adjusted Scheduled Activity (UDA)	
	2016	2017
April	1,479	1,082
May	4,312	2,928
June	6,850	4,835
July	11,655	7,193
August	14,678	8,973
September	17,975	11,843
October	21,713	15,080
November	24,919	18,846
December	28,700	22,171
January	30,446	24,429
February	34,625	26,973
March	37,925	31,031
April	39,693	
May	39,698	
June	39,719	

QUALITY

	Quantity	Base Number	Contract	LHB	Wales
% of FP17s for the same patient ID Re-attending within 3 months - Children	187	3,131	6.0%	7.2%	11.3%
% of FP17s for the same patient ID Re-attending within 3 months - Adults	1,268	12,011	10.6%	14.1%	16.7%
% of FP17s for the same patient ID Re-attending between 3 & 9 months - Children	1,811	3,131	57.8%	53.8%	58.0%
% of FP17s for the same patient ID Re-attending between 3 & 9 months - Adults	7,011	12,011	58.4%	51.1%	53.7%
% of FP17s for Band 1 Urgent Courses	879	14,528	6.1%	8.9%	9.0%
% of FP17s Relating to Free Repair or Replacements	92	14,528	0.6%	0.6%	0.7%
% of FP17s Relating to Continuations	184	14,528	1.3%	0.7%	0.9%
% of Patients satisfied with the dentistry they have received	75	86	87.2%	94.1%	93.9%
% of Patients satisfied with the time they had to wait for an appointment	78	86	90.7%	91.8%	88.4%

* This is based on patients treated on this contract for their most recent course of treatment. Figures in italics indicate the base number of FP17s or Patient Questionnaire responses are less than 100. N/A is shown where the base number of responses is less than 10 during the period. % is calculated as Quantity/Base number*100

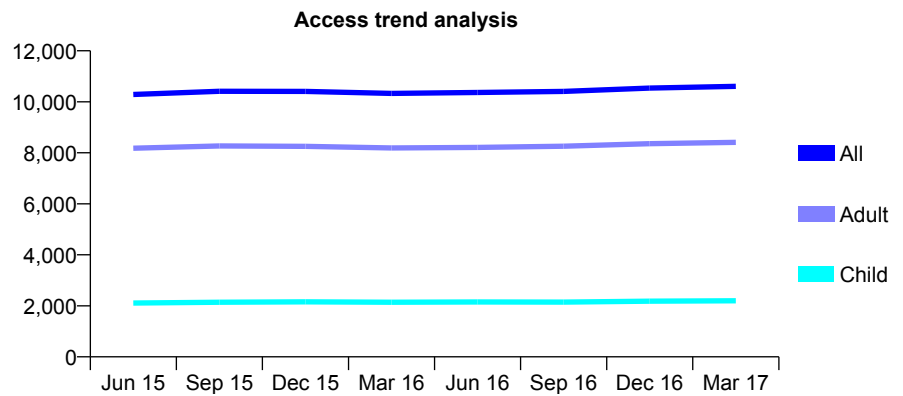
7A5 - Vital Signs At a Glance Contract Report for 178551/0001 - March 2017

Name or company name	Bryant Dental Practice Limited
Contract type name	GDS Contract
Purpose of contract	General
Contract start date	01/04/2008
Contract end date	

16/17 Contracted general activity (UDA)	39,637
Carry forward general activity (UDA)	1,313
16/17 Contracted orthodontic activity (UOA)	0
Carry forward orthodontic activity (UOA)	0
Baseline contract value	£900,951.39

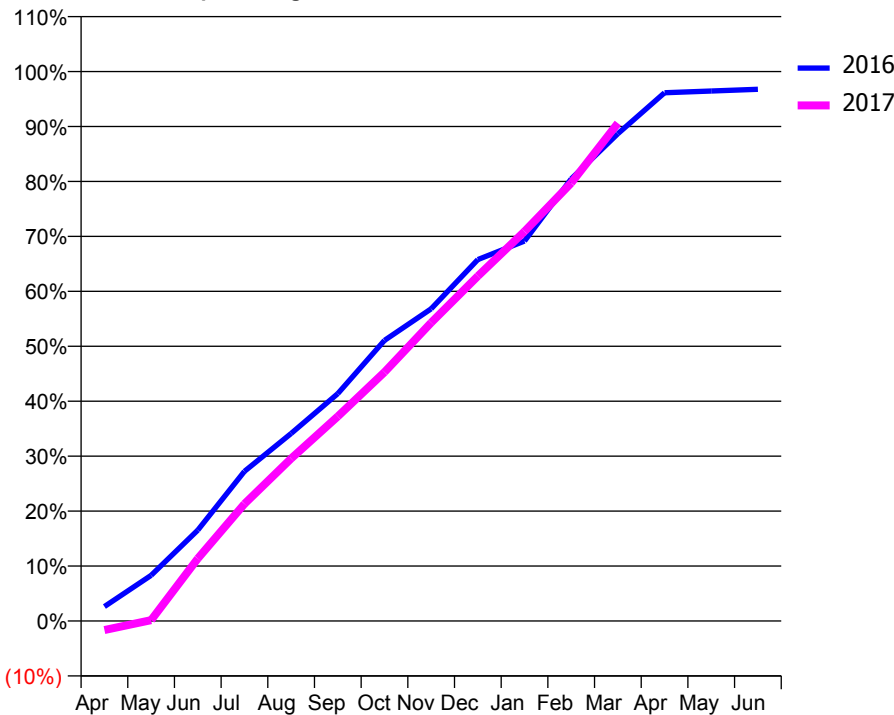
ACCESS*

Patients seen in 24 months	Total	Change since previous quarter
Quarter ending March 2016	10,331	
Quarter ending June 2016	10,365	→
Quarter ending September 2016	10,407	→
Quarter ending December 2016	10,540	→
Quarter ending March 2017	10,607	→
Variance since March 2016	2.7%	↑



ACTIVITY

Cumulative percentage of contracted UDA delivered 2016 & 2017



Month	Adjusted Scheduled Activity (UDA)	
	2016	2017
April	1,067	-660
May	3,372	61
June	6,709	4,508
July	11,044	8,450
August	13,839	11,718
September	16,787	14,760
October	20,710	17,952
November	23,044	21,523
December	26,680	24,882
January	28,049	28,096
February	32,631	31,590
March	35,970	35,915
April	38,991	
May	39,120	
June	39,246	

QUALITY

	Quantity	Base Number	Contract	LHB	Wales
% of FP17s for the same patient ID Re-attending within 3 months - Children	275	2,947	9.3%	7.2%	11.3%
% of FP17s for the same patient ID Re-attending within 3 months - Adults	2,073	11,643	17.8%	14.1%	16.7%
% of FP17s for the same patient ID Re-attending between 3 & 9 months - Children	1,373	2,947	46.6%	53.8%	58.0%
% of FP17s for the same patient ID Re-attending between 3 & 9 months - Adults	5,314	11,643	45.6%	51.1%	53.7%
% of FP17s for Band 1 Urgent Courses	1,447	13,665	10.6%	8.9%	9.0%
% of FP17s Relating to Free Repair or Replacements	126	13,665	0.9%	0.6%	0.7%
% of FP17s Relating to Continuations	82	13,665	0.6%	0.7%	0.9%
% of Patients satisfied with the dentistry they have received	75	79	94.9%	94.1%	93.9%
% of Patients satisfied with the time they had to wait for an appointment	74	79	93.7%	91.8%	88.4%

* This is based on patients treated on this contract for their most recent course of treatment. Figures in italics indicate the base number of FP17s or Patient Questionnaire responses are less than 100. N/A is shown where the base number of responses is less than 10 during the period. % is calculated as Quantity/Base number*100

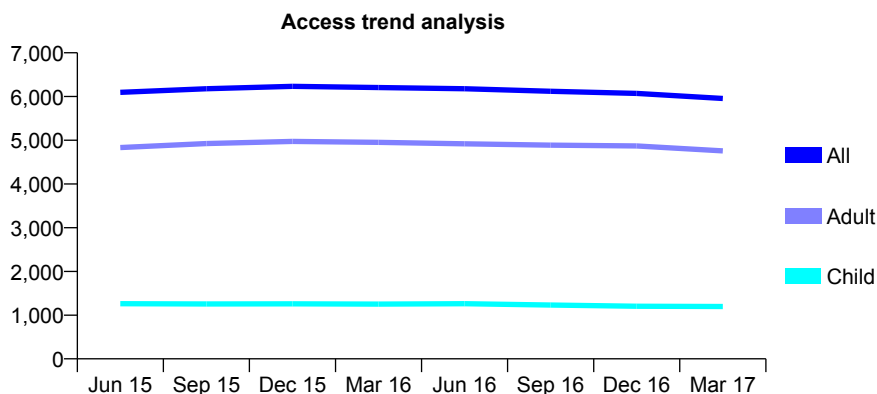
7A5 - Vital Signs At a Glance Contract Report for 178756/0001 - March 2017

Name or company name	N Khan Awal and Associates Ltd
Contract type name	GDS Contract
Purpose of contract	General
Contract start date	01/01/2010
Contract end date	

16/17 Contracted general activity (UDA)	20,969
Carry forward general activity (UDA)	88
16/17 Contracted orthodontic activity (UOA)	0
Carry forward orthodontic activity (UOA)	0
Baseline contract value	£446,102.60

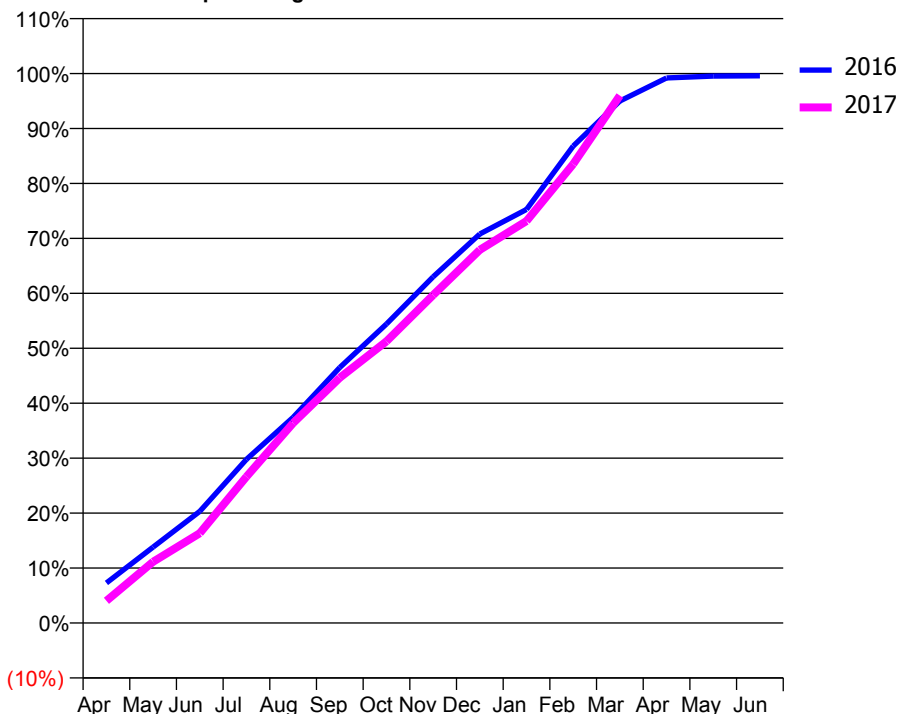
ACCESS*

Patients seen in 24 months	Total	Change since previous quarter
Quarter ending March 2016	6,205	
Quarter ending June 2016	6,178	→
Quarter ending September 2016	6,120	→
Quarter ending December 2016	6,072	→
Quarter ending March 2017	5,954	↓
Variance since March 2016	(4.0%)	↓



ACTIVITY

Cumulative percentage of contracted UDA delivered 2016 & 2017



Month	Adjusted Scheduled Activity (UDA)	
	2016	2017
April	1,529	848
May	2,896	2,341
June	4,262	3,426
July	6,249	5,586
August	7,849	7,631
September	9,754	9,361
October	11,411	10,752
November	13,214	12,514
December	14,848	14,242
January	15,784	15,341
February	18,201	17,512
March	19,920	20,127
April	20,800	
May	20,870	
June	20,881	

QUALITY

	Quantity	Base Number	Contract	LHB	Wales
% of FP17s for the same patient ID Re-attending within 3 months - Children	100	1,792	5.6%	7.2%	11.3%
% of FP17s for the same patient ID Re-attending within 3 months - Adults	855	7,353	11.6%	14.1%	16.7%
% of FP17s for the same patient ID Re-attending between 3 & 9 months - Children	1,084	1,792	60.5%	53.8%	58.0%
% of FP17s for the same patient ID Re-attending between 3 & 9 months - Adults	4,539	7,353	61.7%	51.1%	53.7%
% of FP17s for Band 1 Urgent Courses	583	8,744	6.7%	8.9%	9.0%
% of FP17s Relating to Free Repair or Replacements	58	8,744	0.7%	0.6%	0.7%
% of FP17s Relating to Continuations	73	8,744	0.8%	0.7%	0.9%
% of Patients satisfied with the dentistry they have received	53	57	93.0%	94.1%	93.9%
% of Patients satisfied with the time they had to wait for an appointment	50	57	87.7%	91.8%	88.4%

* This is based on patients treated on this contract for their most recent course of treatment. Figures in italics indicate the base number of FP17s or Patient Questionnaire responses are less than 100. N/A is shown where the base number of responses is less than 10 during the period. % is calculated as Quantity/Base number*100

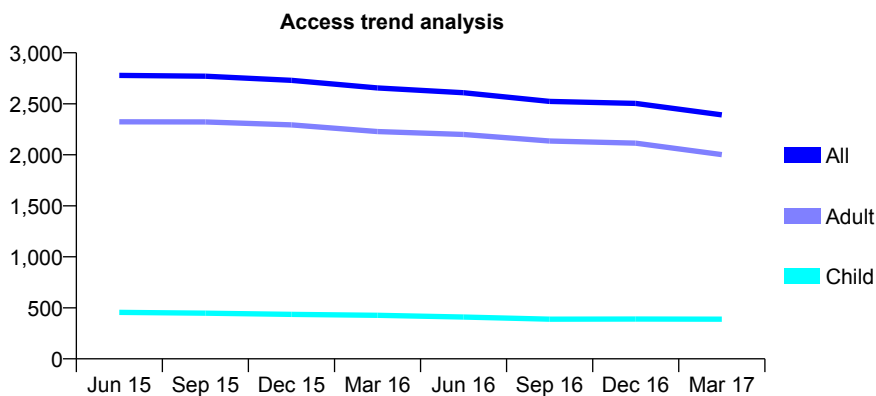
7A5 - Vital Signs At a Glance Contract Report for 180416/0001 - March 2017

Name or company name	Croft Practice Limited
Contract type name	GDS Contract
Purpose of contract	General
Contract start date	01/04/2009
Contract end date	

16/17 Contracted general activity (UDA)	8,558
Carry forward general activity (UDA)	300
16/17 Contracted orthodontic activity (UOA)	0
Carry forward orthodontic activity (UOA)	0
Baseline contract value	£203,495.33

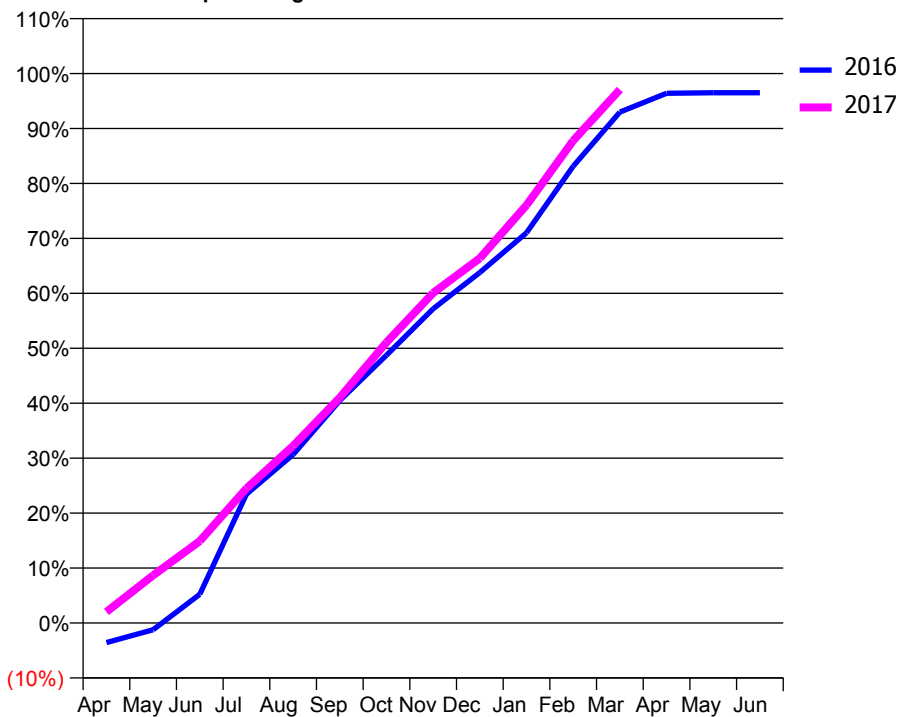
ACCESS*

Patients seen in 24 months	Total	Change since previous quarter
Quarter ending March 2016	2,655	
Quarter ending June 2016	2,609	↓
Quarter ending September 2016	2,524	↓
Quarter ending December 2016	2,504	→
Quarter ending March 2017	2,391	↓
Variance since March 2016	(9.9%)	↓



ACTIVITY

Cumulative percentage of contracted UDA delivered 2016 & 2017



Month	Adjusted Scheduled Activity (UDA)	
	2016	2017
April	-307	173
May	-107	743
June	448	1,277
July	2,007	2,096
August	2,625	2,759
September	3,465	3,511
October	4,170	4,370
November	4,894	5,141
December	5,459	5,682
January	6,078	6,507
February	7,114	7,512
March	7,956	8,308
April	8,251	
May	8,258	
June	8,258	

QUALITY

	Quantity	Base Number	Contract	LHB	Wales
% of FP17s for the same patient ID Re-attending within 3 months - Children	21	543	3.9%	7.2%	11.3%
% of FP17s for the same patient ID Re-attending within 3 months - Adults	268	2,742	9.8%	14.1%	16.7%
% of FP17s for the same patient ID Re-attending between 3 & 9 months - Children	290	543	53.4%	53.8%	58.0%
% of FP17s for the same patient ID Re-attending between 3 & 9 months - Adults	1,408	2,742	51.3%	51.1%	53.7%
% of FP17s for Band 1 Urgent Courses	66	3,159	2.1%	8.9%	9.0%
% of FP17s Relating to Free Repair or Replacements	5	3,159	0.2%	0.6%	0.7%
% of FP17s Relating to Continuations	42	3,159	1.3%	0.7%	0.9%
% of Patients satisfied with the dentistry they have received	31	34	91.2%	94.1%	93.9%
% of Patients satisfied with the time they had to wait for an appointment	30	34	88.2%	91.8%	88.4%

* This is based on patients treated on this contract for their most recent course of treatment. Figures in italics indicate the base number of FP17s or Patient Questionnaire responses are less than 100. N/A is shown where the base number of responses is less than 10 during the period. % is calculated as Quantity/Base number*100

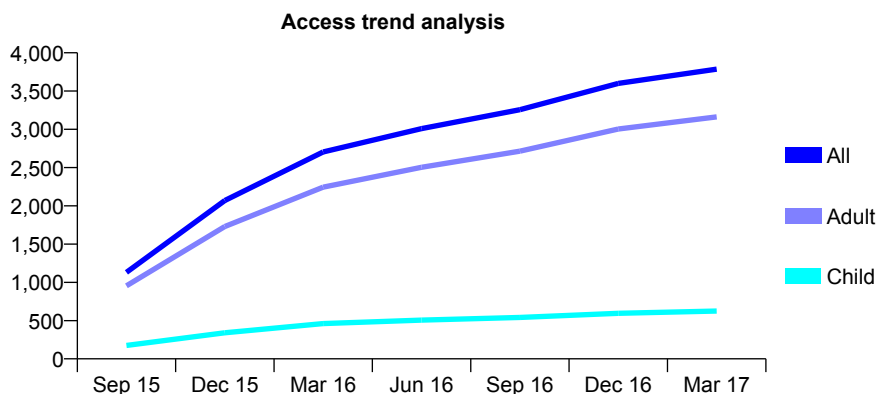
7A5 - Vital Signs At a Glance Contract Report for 181927/0001 - March 2017

Name or company name	Jamshad & Daraie
Contract type name	GDS Contract
Purpose of contract	General
Contract start date	01/07/2015
Contract end date	

16/17 Contracted general activity (UDA)	12,245
Carry forward general activity (UDA)	0
16/17 Contracted orthodontic activity (UOA)	0
Carry forward orthodontic activity (UOA)	0
Baseline contract value	£308,313.59

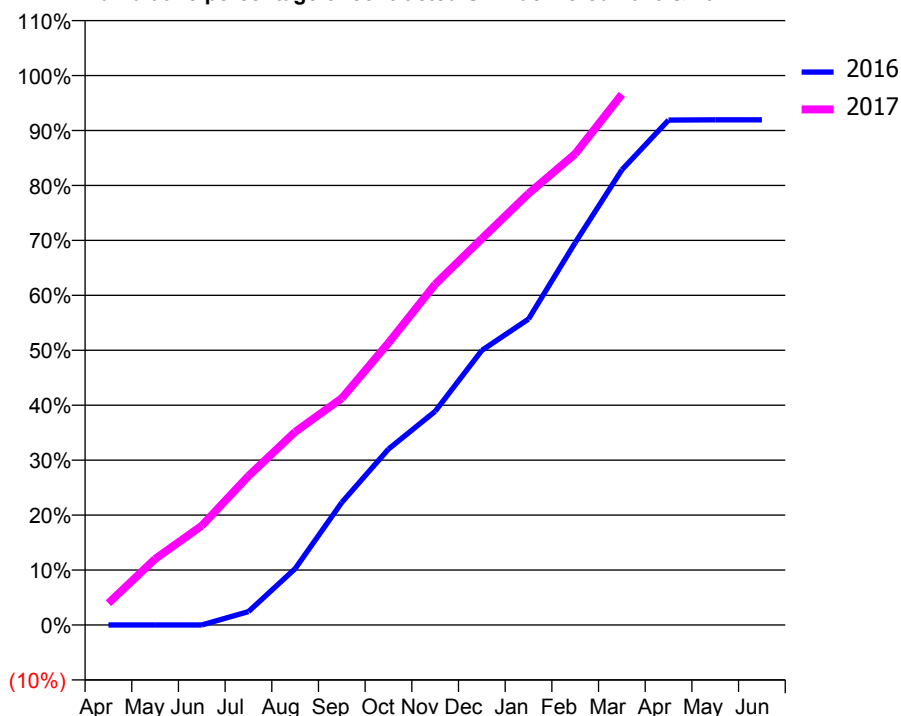
ACCESS*

Patients seen in 24 months	Total	Change since previous quarter
Quarter ending March 2016	2,705	
Quarter ending June 2016	3,009	↑
Quarter ending September 2016	3,256	↑
Quarter ending December 2016	3,600	↑
Quarter ending March 2017	3,787	↑
Variance since March 2016	40.0%	↑



ACTIVITY

Cumulative percentage of contracted UDA delivered 2016 & 2017



Month	Adjusted Scheduled Activity (UDA)	
	2016	2017
April	0	485
May	0	1,471
June	0	2,214
July	224	3,321
August	941	4,303
September	2,050	5,053
October	2,941	6,286
November	3,572	7,594
December	4,589	8,610
January	5,115	9,616
February	6,390	10,500
March	7,607	11,824
April	8,439	
May	8,443	
June	8,443	

QUALITY

	Quantity	Base Number	Contract	LHB	Wales
% of FP17s for the same patient ID Re-attending within 3 months - Children	30	788	3.8%	7.2%	11.3%
% of FP17s for the same patient ID Re-attending within 3 months - Adults	250	3,922	6.4%	14.1%	16.7%
% of FP17s for the same patient ID Re-attending between 3 & 9 months - Children	356	788	45.2%	53.8%	58.0%
% of FP17s for the same patient ID Re-attending between 3 & 9 months - Adults	2,100	3,922	53.5%	51.1%	53.7%
% of FP17s for Band 1 Urgent Courses	115	4,475	2.6%	8.9%	9.0%
% of FP17s Relating to Free Repair or Replacements	10	4,475	0.2%	0.6%	0.7%
% of FP17s Relating to Continuations	31	4,475	0.7%	0.7%	0.9%
% of Patients satisfied with the dentistry they have received	36	39	92.3%	94.1%	93.9%
% of Patients satisfied with the time they had to wait for an appointment	37	39	94.9%	91.8%	88.4%

* This is based on patients treated on this contract for their most recent course of treatment. Figures in italics indicate the base number of FP17s or Patient Questionnaire responses are less than 100. N/A is shown where the base number of responses is less than 10 during the period. % is calculated as Quantity/Base number*100

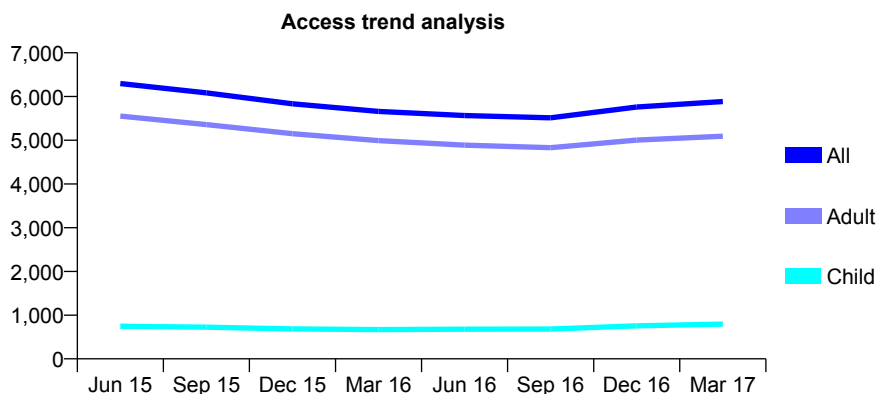
7A5 - Vital Signs At a Glance Contract Report for 197955/0001 - March 2017

Name or company name	United Dental Ltd
Contract type name	GDS Contract
Purpose of contract	General
Contract start date	01/01/2012
Contract end date	

16/17 Contracted general activity (UDA)	21,500
Carry forward general activity (UDA)	0
16/17 Contracted orthodontic activity (UOA)	0
Carry forward orthodontic activity (UOA)	0
Baseline contract value	£508,218.37

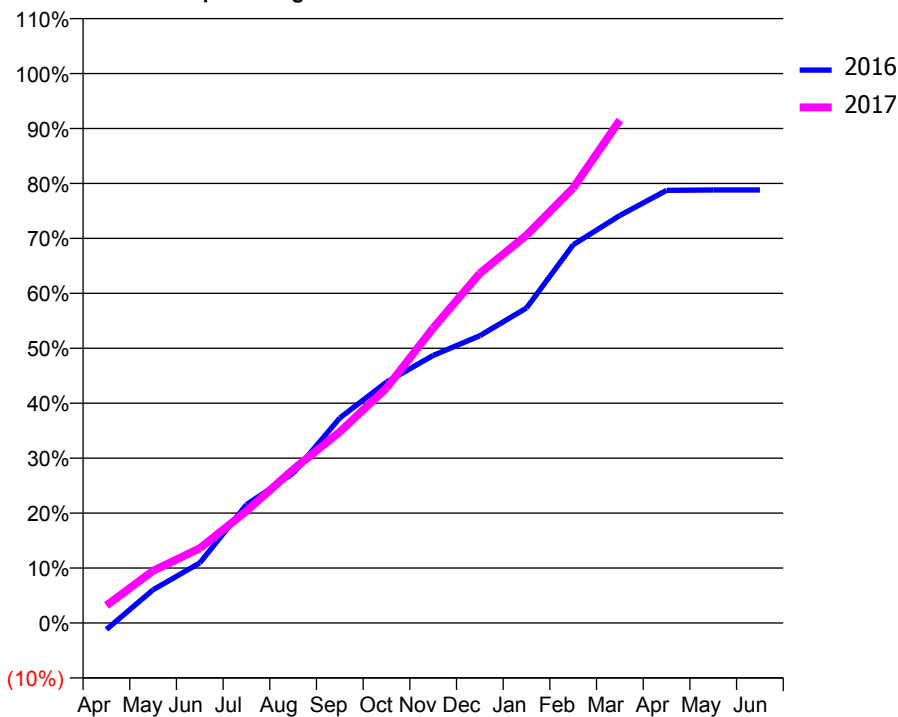
ACCESS*

Patients seen in 24 months	Total	Change since previous quarter
Quarter ending March 2016	5,659	
Quarter ending June 2016	5,565	↓
Quarter ending September 2016	5,513	→
Quarter ending December 2016	5,759	↑
Quarter ending March 2017	5,886	↑
Variance since March 2016	4.0%	↑



ACTIVITY

Cumulative percentage of contracted UDA delivered 2016 & 2017



Month	Adjusted Scheduled Activity (UDA)	
	2016	2017
April	-269	684
May	1,345	2,044
June	2,433	2,924
July	4,790	4,381
August	6,068	6,008
September	8,304	7,480
October	9,751	9,195
November	10,832	11,544
December	11,631	13,681
January	12,757	15,174
February	15,314	17,020
March	16,501	19,679
April	17,519	
May	17,533	
June	17,534	

QUALITY

	Quantity	Base Number	Contract	LHB	Wales
% of FP17s for the same patient ID Re-attending within 3 months - Children	106	1,119	9.5%	7.2%	11.3%
% of FP17s for the same patient ID Re-attending within 3 months - Adults	1,327	8,061	16.5%	14.1%	16.7%
% of FP17s for the same patient ID Re-attending between 3 & 9 months - Children	473	1,119	42.3%	53.8%	58.0%
% of FP17s for the same patient ID Re-attending between 3 & 9 months - Adults	3,788	8,061	47.0%	51.1%	53.7%
% of FP17s for Band 1 Urgent Courses	783	8,652	9.0%	8.9%	9.0%
% of FP17s Relating to Free Repair or Replacements	104	8,652	1.2%	0.6%	0.7%
% of FP17s Relating to Continuations	105	8,652	1.2%	0.7%	0.9%
% of Patients satisfied with the dentistry they have received	47	49	95.9%	94.1%	93.9%
% of Patients satisfied with the time they had to wait for an appointment	46	49	93.9%	91.8%	88.4%

* This is based on patients treated on this contract for their most recent course of treatment. Figures in italics indicate the base number of FP17s or Patient Questionnaire responses are less than 100. N/A is shown where the base number of responses is less than 10 during the period. % is calculated as Quantity/Base number*100

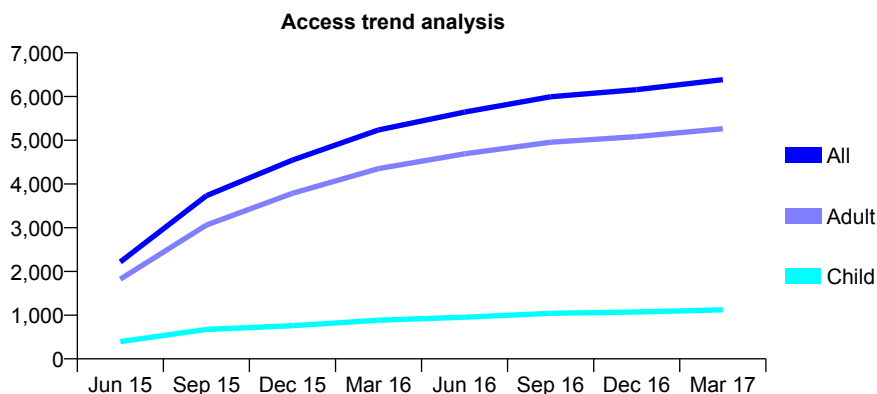
7A5 - Vital Signs At a Glance Contract Report for 197955/0002 - March 2017

Name or company name	United Dental Ltd
Contract type name	GDS Contract
Purpose of contract	General
Contract start date	01/04/2015
Contract end date	

16/17 Contracted general activity (UDA)	21,500
Carry forward general activity (UDA)	0
16/17 Contracted orthodontic activity (UOA)	0
Carry forward orthodontic activity (UOA)	0
Baseline contract value	£508,218.36

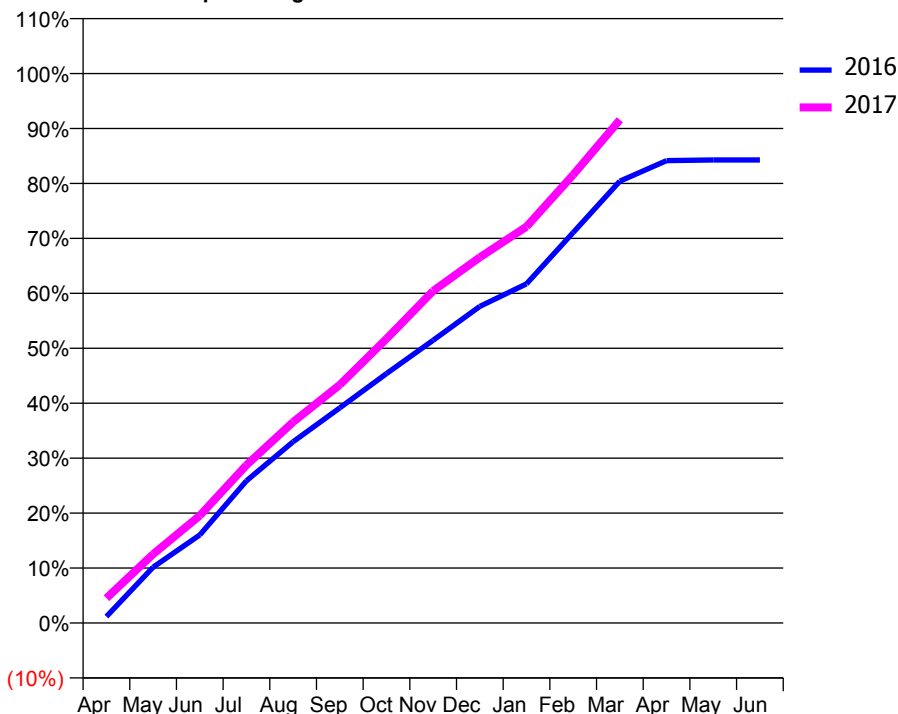
ACCESS*

Patients seen in 24 months	Total	Change since previous quarter
Quarter ending March 2016	5,234	
Quarter ending June 2016	5,643	↑
Quarter ending September 2016	5,996	↑
Quarter ending December 2016	6,157	↑
Quarter ending March 2017	6,384	↑
Variance since March 2016	22.0%	↑



ACTIVITY

Cumulative percentage of contracted UDA delivered 2016 & 2017



Month	Adjusted Scheduled Activity (UDA)	
	2016	2017
April	251	972
May	2,182	2,693
June	3,448	4,202
July	5,564	6,180
August	7,095	7,867
September	8,419	9,321
October	9,761	11,122
November	11,064	12,995
December	12,390	14,310
January	13,269	15,506
February	15,279	17,537
March	17,289	19,690
April	18,089	
May	18,119	
June	18,120	

QUALITY

	Quantity	Base Number	Contract	LHB	Wales
% of FP17s for the same patient ID Re-attending within 3 months - Children	61	1,712	3.6%	7.2%	11.3%
% of FP17s for the same patient ID Re-attending within 3 months - Adults	920	7,759	11.9%	14.1%	16.7%
% of FP17s for the same patient ID Re-attending between 3 & 9 months - Children	1,061	1,712	62.0%	53.8%	58.0%
% of FP17s for the same patient ID Re-attending between 3 & 9 months - Adults	4,360	7,759	56.2%	51.1%	53.7%
% of FP17s for Band 1 Urgent Courses	449	9,109	4.9%	8.9%	9.0%
% of FP17s Relating to Free Repair or Replacements	120	9,109	1.3%	0.6%	0.7%
% of FP17s Relating to Continuations	42	9,109	0.5%	0.7%	0.9%
% of Patients satisfied with the dentistry they have received	55	59	93.2%	94.1%	93.9%
% of Patients satisfied with the time they had to wait for an appointment	58	59	98.3%	91.8%	88.4%

* This is based on patients treated on this contract for their most recent course of treatment. Figures in italics indicate the base number of FP17s or Patient Questionnaire responses are less than 100. N/A is shown where the base number of responses is less than 10 during the period. % is calculated as Quantity/Base number*100

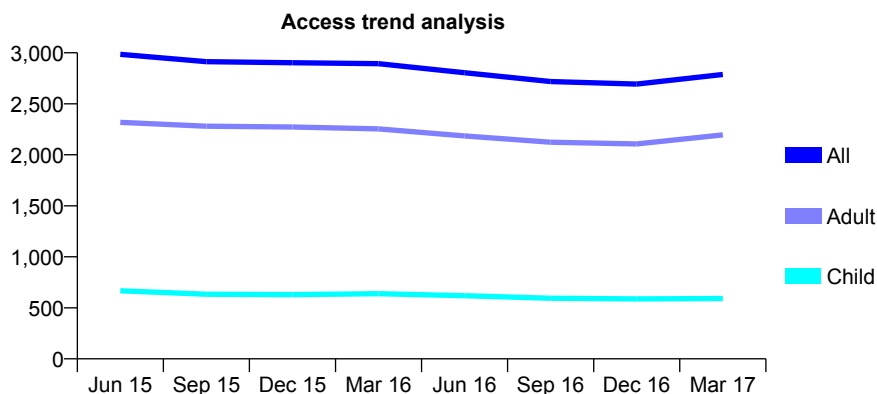
7A5 - Vital Signs At a Glance Contract Report for 199915/0001 - March 2017

Name or company name	IDH 441 to 444 Ltd
Contract type name	GDS Contract
Purpose of contract	General
Contract start date	04/04/2008
Contract end date	

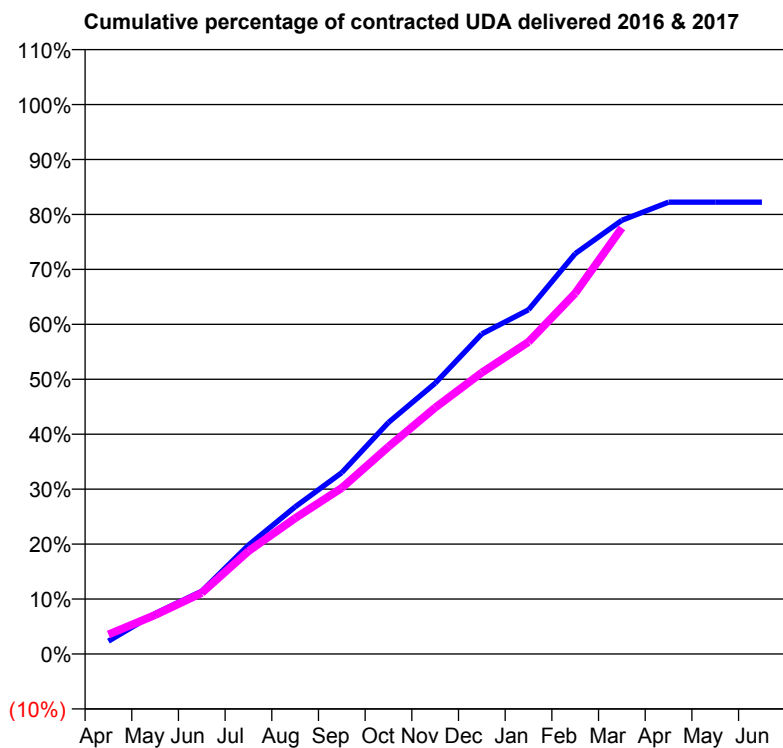
16/17 Contracted general activity (UDA)	8,473
Carry forward general activity (UDA)	0
16/17 Contracted orthodontic activity (UOA)	0
Carry forward orthodontic activity (UOA)	0
Baseline contract value	£221,808.89

ACCESS*

Patients seen in 24 months	Total	Change since previous quarter
Quarter ending March 2016	2,893	
Quarter ending June 2016	2,804	↓
Quarter ending September 2016	2,718	↓
Quarter ending December 2016	2,694	→
Quarter ending March 2017	2,787	↑
Variance since March 2016	(3.7%)	↓



ACTIVITY



Month	Adjusted Scheduled Activity (UDA)	
	2016	2017
April	199	302
May	625	600
June	969	944
July	1,678	1,587
August	2,268	2,094
September	2,797	2,560
October	3,570	3,197
November	4,175	3,799
December	4,935	4,339
January	5,307	4,813
February	6,173	5,564
March	6,688	6,571
April	6,968	
May	6,968	
June	6,968	

QUALITY

	Quantity	Base Number	Contract	LHB	Wales
% of FP17s for the same patient ID Re-attending within 3 months - Children	22	693	3.2%	7.2%	11.3%
% of FP17s for the same patient ID Re-attending within 3 months - Adults	109	2,353	4.6%	14.1%	16.7%
% of FP17s for the same patient ID Re-attending between 3 & 9 months - Children	309	693	44.6%	53.8%	58.0%
% of FP17s for the same patient ID Re-attending between 3 & 9 months - Adults	1,165	2,353	49.5%	51.1%	53.7%
% of FP17s for Band 1 Urgent Courses	93	2,924	3.2%	8.9%	9.0%
% of FP17s Relating to Free Repair or Replacements	7	2,924	0.2%	0.6%	0.7%
% of FP17s Relating to Continuations	7	2,924	0.2%	0.7%	0.9%
% of Patients satisfied with the dentistry they have received	19	19	100.0%	94.1%	93.9%
% of Patients satisfied with the time they had to wait for an appointment	19	19	100.0%	91.8%	88.4%

* This is based on patients treated on this contract for their most recent course of treatment. Figures in italics indicate the base number of FP17s or Patient Questionnaire responses are less than 100. N/A is shown where the base number of responses is less than 10 during the period. % is calculated as Quantity/Base number*100

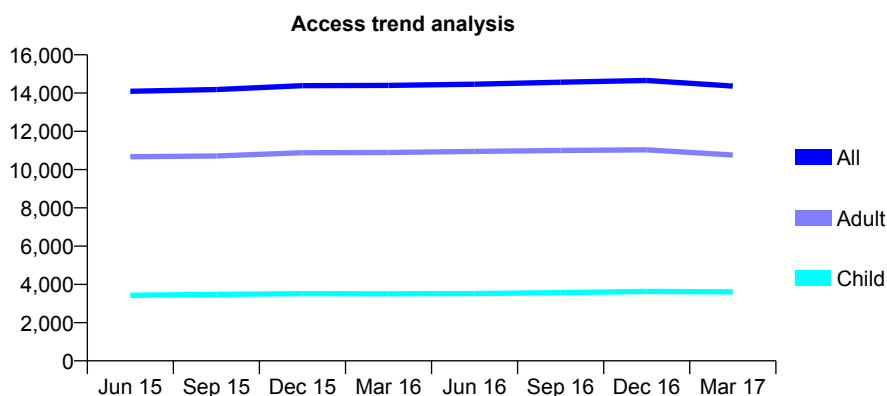
7A5 - Vital Signs At a Glance Contract Report for 199915/0002 - March 2017

Name or company name	IDH 441 to 444 Ltd
Contract type name	GDS Contract
Purpose of contract	General
Contract start date	04/04/2008
Contract end date	

16/17 Contracted general activity (UDA)	34,517
Carry forward general activity (UDA)	0
16/17 Contracted orthodontic activity (UOA)	0
Carry forward orthodontic activity (UOA)	0
Baseline contract value	£800,607.93

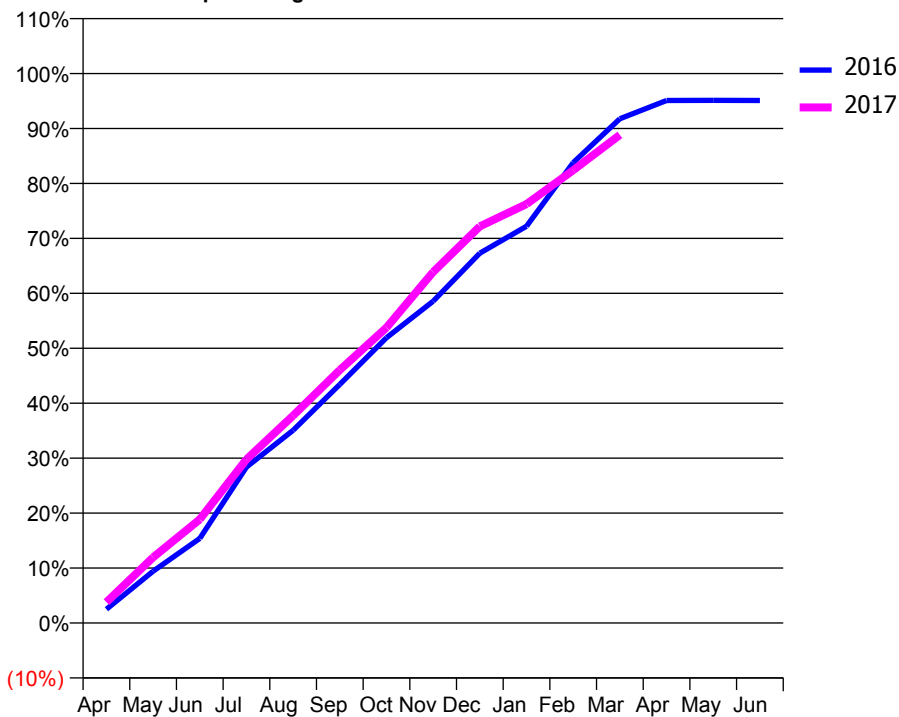
ACCESS*

Patients seen in 24 months	Total	Change since previous quarter
Quarter ending March 2016	14,399	
Quarter ending June 2016	14,466	→
Quarter ending September 2016	14,564	→
Quarter ending December 2016	14,661	→
Quarter ending March 2017	14,365	↓
Variance since March 2016	(0.2%)	→



ACTIVITY

Cumulative percentage of contracted UDA delivered 2016 & 2017



Month	Adjusted Scheduled Activity (UDA)	
	2016	2017
April	865	1,308
May	3,258	4,129
June	5,318	6,514
July	9,797	10,282
August	12,107	13,031
September	14,990	15,891
October	17,919	18,561
November	20,219	22,048
December	23,230	24,918
January	24,925	26,317
February	28,921	28,442
March	31,672	30,663
April	32,825	
May	32,827	
June	32,823	

QUALITY

	Quantity	Base Number	Contract	LHB	Wales
% of FP17s for the same patient ID Re-attending within 3 months - Children	119	4,123	2.9%	7.2%	11.3%
% of FP17s for the same patient ID Re-attending within 3 months - Adults	801	11,387	7.0%	14.1%	16.7%
% of FP17s for the same patient ID Re-attending between 3 & 9 months - Children	1,982	4,123	48.1%	53.8%	58.0%
% of FP17s for the same patient ID Re-attending between 3 & 9 months - Adults	5,327	11,387	46.8%	51.1%	53.7%
% of FP17s for Band 1 Urgent Courses	641	14,879	4.3%	8.9%	9.0%
% of FP17s Relating to Free Repair or Replacements	74	14,879	0.5%	0.6%	0.7%
% of FP17s Relating to Continuations	80	14,879	0.5%	0.7%	0.9%
% of Patients satisfied with the dentistry they have received	74	77	96.1%	94.1%	93.9%
% of Patients satisfied with the time they had to wait for an appointment	69	77	89.6%	91.8%	88.4%

* This is based on patients treated on this contract for their most recent course of treatment. Figures in italics indicate the base number of FP17s or Patient Questionnaire responses are less than 100. N/A is shown where the base number of responses is less than 10 during the period. % is calculated as Quantity/Base number*100

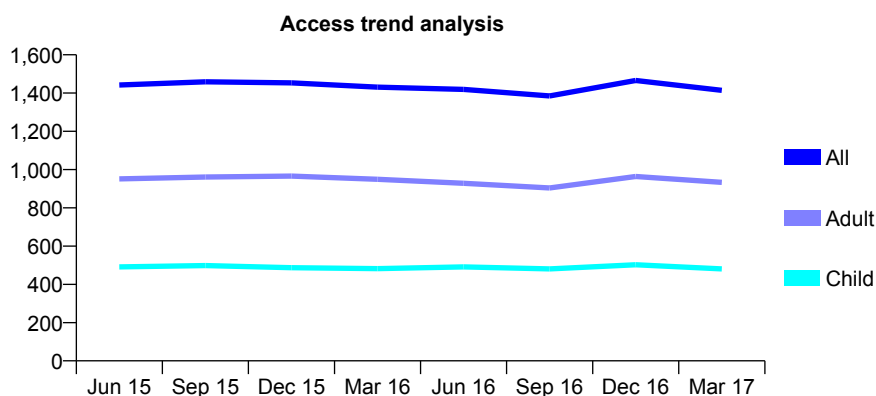
7A5 - Vital Signs At a Glance Contract Report for 228826/0002 - March 2017

Name or company name	MRS JA DAVIES
Contract type name	GDS Contract
Purpose of contract	General
Contract start date	01/04/2012
Contract end date	

16/17 Contracted general activity (UDA)	4,886
Carry forward general activity (UDA)	0
16/17 Contracted orthodontic activity (UOA)	0
Carry forward orthodontic activity (UOA)	0
Baseline contract value	£129,264.67

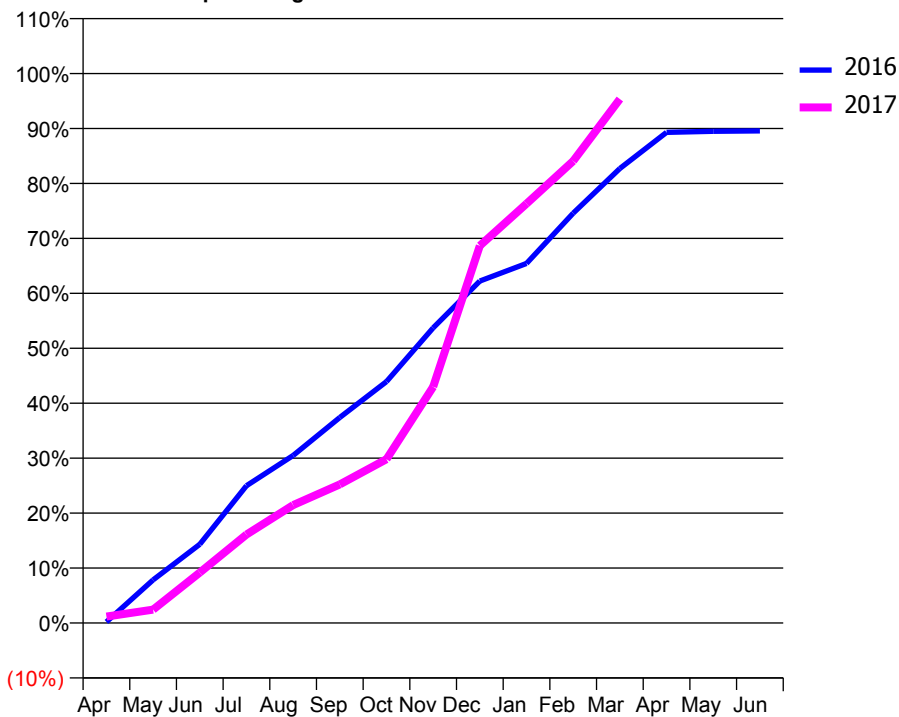
ACCESS*

Patients seen in 24 months	Total	Change since previous quarter
Quarter ending March 2016	1,431	
Quarter ending June 2016	1,419	→
Quarter ending September 2016	1,385	↓
Quarter ending December 2016	1,466	↑
Quarter ending March 2017	1,414	↓
Variance since March 2016	(1.2%)	↓



ACTIVITY

Cumulative percentage of contracted UDA delivered 2016 & 2017



Month	Adjusted Scheduled Activity (UDA)	
	2016	2017
April	10	58
May	383	119
June	700	448
July	1,221	787
August	1,490	1,049
September	1,828	1,232
October	2,146	1,457
November	2,624	2,100
December	3,041	3,355
January	3,197	3,729
February	3,645	4,108
March	4,041	4,659
April	4,362	
May	4,372	
June	4,375	

QUALITY

	Quantity	Base Number	Contract	LHB	Wales
% of FP17s for the same patient ID Re-attending within 3 months - Children	32	523	6.1%	7.2%	11.3%
% of FP17s for the same patient ID Re-attending within 3 months - Adults	120	1,010	11.9%	14.1%	16.7%
% of FP17s for the same patient ID Re-attending between 3 & 9 months - Children	151	523	28.9%	53.8%	58.0%
% of FP17s for the same patient ID Re-attending between 3 & 9 months - Adults	327	1,010	32.4%	51.1%	53.7%
% of FP17s for Band 1 Urgent Courses	174	1,388	12.5%	8.9%	9.0%
% of FP17s Relating to Free Repair or Replacements	0	1,388	0.0%	0.6%	0.7%
% of FP17s Relating to Continuations	8	1,388	0.6%	0.7%	0.9%
% of Patients satisfied with the dentistry they have received	6	6	N/A	94.1%	93.9%
% of Patients satisfied with the time they had to wait for an appointment	6	6	N/A	91.8%	88.4%

* This is based on patients treated on this contract for their most recent course of treatment. Figures in italics indicate the base number of FP17s or Patient Questionnaire responses are less than 100. N/A is shown where the base number of responses is less than 10 during the period. % is calculated as Quantity/Base number*100

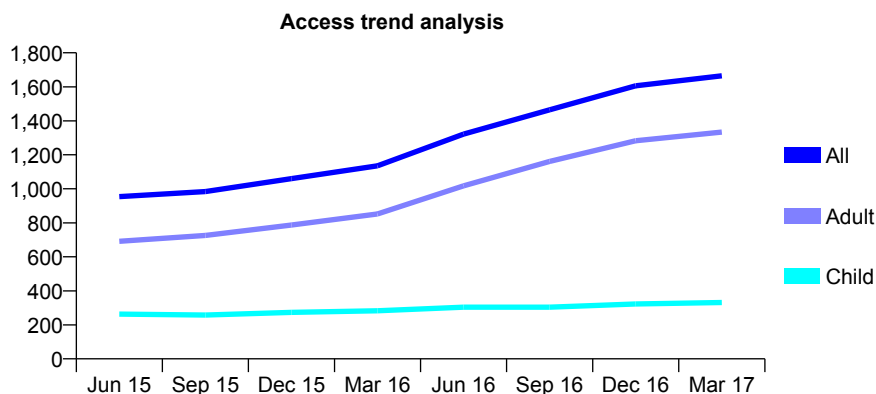
7A5 - Vital Signs At a Glance Contract Report for 239186/0001 - March 2017

Name or company name	MR NA WILSON
Contract type name	GDS Contract
Purpose of contract	General
Contract start date	01/04/2006
Contract end date	

16/17 Contracted general activity (UDA)	6,200
Carry forward general activity (UDA)	0
16/17 Contracted orthodontic activity (UOA)	0
Carry forward orthodontic activity (UOA)	0
Baseline contract value	£109,291.70

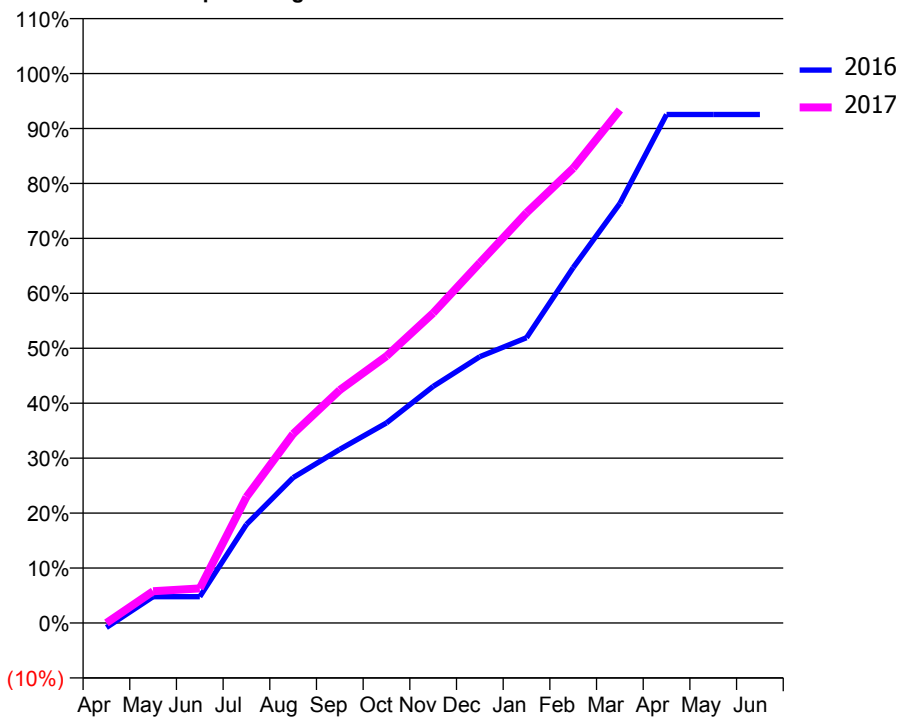
ACCESS*

Patients seen in 24 months	Total	Change since previous quarter
Quarter ending March 2016	1,135	
Quarter ending June 2016	1,322	↑
Quarter ending September 2016	1,465	↑
Quarter ending December 2016	1,606	↑
Quarter ending March 2017	1,665	↑
Variance since March 2016	46.7%	↑



ACTIVITY

Cumulative percentage of contracted UDA delivered 2016 & 2017



Month	Adjusted Scheduled Activity (UDA)	
	2016	2017
April	-32	0
May	183	359
June	183	391
July	685	1,422
August	1,011	2,134
September	1,207	2,629
October	1,391	3,011
November	1,645	3,498
December	1,852	4,065
January	1,983	4,628
February	2,471	5,132
March	2,916	5,788
April	3,535	
May	3,535	
June	3,535	

QUALITY

	Quantity	Base Number	Contract	LHB	Wales
% of FP17s for the same patient ID Re-attending within 3 months - Children	59	538	11.0%	7.2%	11.3%
% of FP17s for the same patient ID Re-attending within 3 months - Adults	467	2,005	23.3%	14.1%	16.7%
% of FP17s for the same patient ID Re-attending between 3 & 9 months - Children	296	538	55.0%	53.8%	58.0%
% of FP17s for the same patient ID Re-attending between 3 & 9 months - Adults	688	2,005	34.3%	51.1%	53.7%
% of FP17s for Band 1 Urgent Courses	412	2,364	17.4%	8.9%	9.0%
% of FP17s Relating to Free Repair or Replacements	8	2,364	0.3%	0.6%	0.7%
% of FP17s Relating to Continuations	2	2,364	0.1%	0.7%	0.9%
% of Patients satisfied with the dentistry they have received	10	11	90.9%	94.1%	93.9%
% of Patients satisfied with the time they had to wait for an appointment	9	11	81.8%	91.8%	88.4%

* This is based on patients treated on this contract for their most recent course of treatment. Figures in italics indicate the base number of FP17s or Patient Questionnaire responses are less than 100. N/A is shown where the base number of responses is less than 10 during the period. % is calculated as Quantity/Base number*100

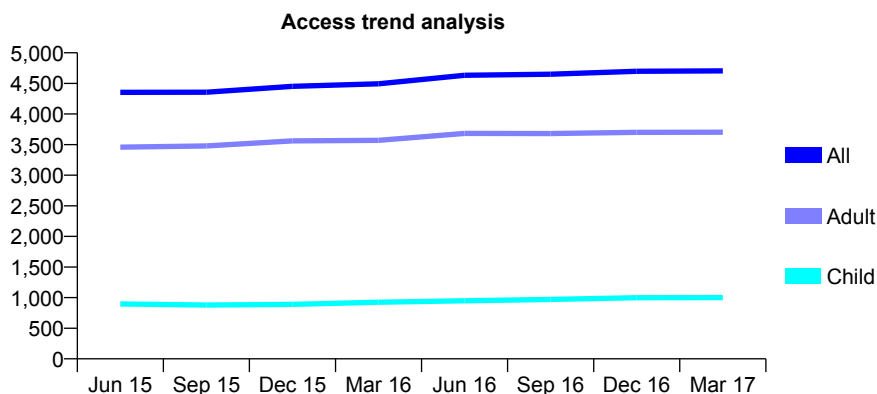
7A5 - Vital Signs At a Glance Contract Report for 245682/0001 - March 2017

Name or company name	MR M NEWLAND
Contract type name	GDS Contract
Purpose of contract	General
Contract start date	01/11/2008
Contract end date	

16/17 Contracted general activity (UDA)	12,425
Carry forward general activity (UDA)	-33
16/17 Contracted orthodontic activity (UOA)	0
Carry forward orthodontic activity (UOA)	0
Baseline contract value	£296,582.55

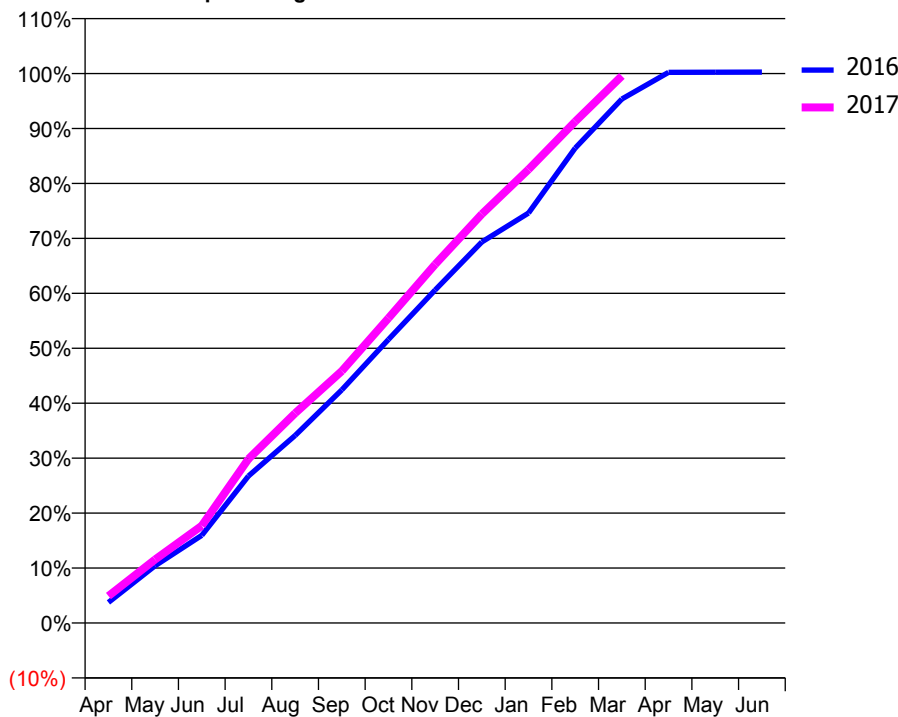
ACCESS*

Patients seen in 24 months	Total	Change since previous quarter
Quarter ending March 2016	4,493	
Quarter ending June 2016	4,633	↑
Quarter ending September 2016	4,651	→
Quarter ending December 2016	4,699	→
Quarter ending March 2017	4,704	→
Variance since March 2016	4.7%	↑



ACTIVITY

Cumulative percentage of contracted UDA delivered 2016 & 2017



Month	Adjusted Scheduled Activity (UDA)	
	2016	2017
April	465	609
May	1,295	1,435
June	1,982	2,201
July	3,325	3,710
August	4,240	4,745
September	5,273	5,696
October	6,412	6,893
November	7,530	8,108
December	8,616	9,247
January	9,270	10,255
February	10,738	11,338
March	11,848	12,369
April	12,452	
May	12,453	
June	12,458	

QUALITY

	Quantity	Base Number	Contract	LHB	Wales
% of FP17s for the same patient ID Re-attending within 3 months - Children	74	1,520	4.9%	7.2%	11.3%
% of FP17s for the same patient ID Re-attending within 3 months - Adults	540	5,456	9.9%	14.1%	16.7%
% of FP17s for the same patient ID Re-attending between 3 & 9 months - Children	802	1,520	52.8%	53.8%	58.0%
% of FP17s for the same patient ID Re-attending between 3 & 9 months - Adults	2,515	5,456	46.1%	51.1%	53.7%
% of FP17s for Band 1 Urgent Courses	440	6,683	6.6%	8.9%	9.0%
% of FP17s Relating to Free Repair or Replacements	36	6,683	0.5%	0.6%	0.7%
% of FP17s Relating to Continuations	34	6,683	0.5%	0.7%	0.9%
% of Patients satisfied with the dentistry they have received	52	52	100.0%	94.1%	93.9%
% of Patients satisfied with the time they had to wait for an appointment	45	52	86.5%	91.8%	88.4%

* This is based on patients treated on this contract for their most recent course of treatment. Figures in italics indicate the base number of FP17s or Patient Questionnaire responses are less than 100. N/A is shown where the base number of responses is less than 10 during the period. % is calculated as Quantity/Base number*100

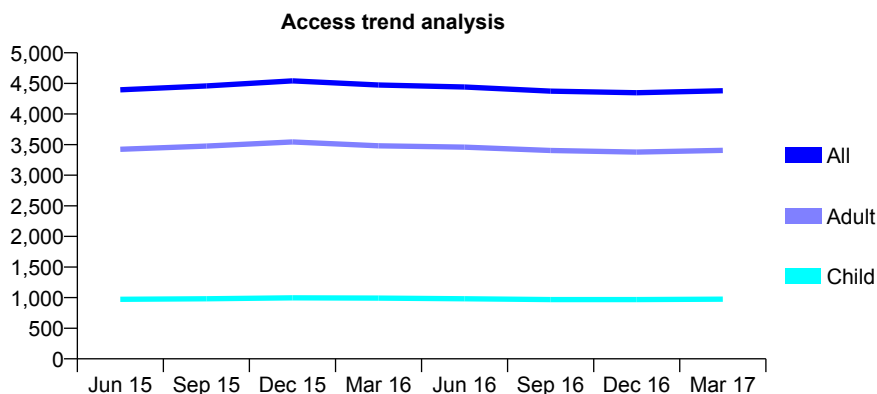
7A5 - Vital Signs At a Glance Contract Report for 324035/0001 - March 2017

Name or company name	MR PS JOHN
Contract type name	GDS Contract
Purpose of contract	General and Orthodontic
Contract start date	01/04/2006
Contract end date	

16/17 Contracted general activity (UDA)	15,844
Carry forward general activity (UDA)	-184
16/17 Contracted orthodontic activity (UOA)	447
Carry forward orthodontic activity (UOA)	0
Baseline contract value	£377,321.60

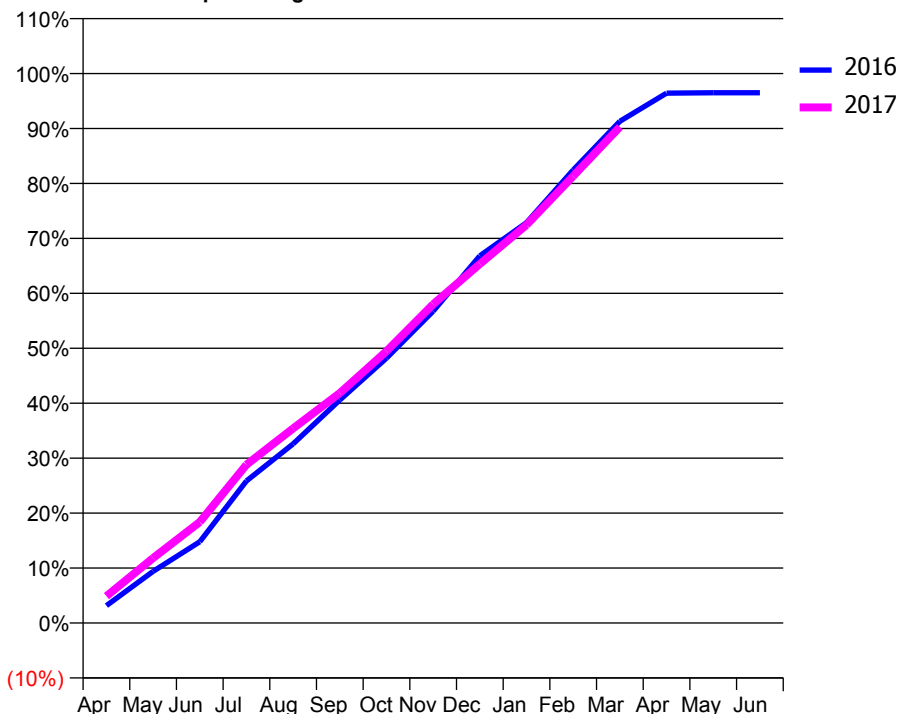
ACCESS*

Patients seen in 24 months	Total	Change since previous quarter
Quarter ending March 2016	4,473	
Quarter ending June 2016	4,441	→
Quarter ending September 2016	4,374	↓
Quarter ending December 2016	4,348	→
Quarter ending March 2017	4,381	→
Variance since March 2016	(2.1%)	↓



ACTIVITY

Cumulative percentage of contracted UDA delivered 2016 & 2017



Month	Adjusted Scheduled Activity (UDA)	
	2016	2017
April	503	775
May	1,490	1,875
June	2,345	2,911
July	4,097	4,568
August	5,165	5,612
September	6,430	6,632
October	7,640	7,837
November	8,992	9,192
December	10,586	10,353
January	11,544	11,479
February	13,064	12,886
March	14,467	14,306
April	15,278	
May	15,290	
June	15,290	

QUALITY

	Quantity	Base Number	Contract	LHB	Wales
% of FP17s for the same patient ID Re-attending within 3 months - Children	193	1,691	11.4%	7.2%	11.3%
% of FP17s for the same patient ID Re-attending within 3 months - Adults	784	6,272	12.5%	14.1%	16.7%
% of FP17s for the same patient ID Re-attending between 3 & 9 months - Children	1,146	1,691	67.8%	53.8%	58.0%
% of FP17s for the same patient ID Re-attending between 3 & 9 months - Adults	4,651	6,272	74.2%	51.1%	53.7%
% of FP17s for Band 1 Urgent Courses	393	7,543	5.2%	8.9%	9.0%
% of FP17s Relating to Free Repair or Replacements	0	7,543	0.0%	0.6%	0.7%
% of FP17s Relating to Continuations	33	7,543	0.4%	0.7%	0.9%
% of Patients satisfied with the dentistry they have received	40	43	93.0%	94.1%	93.9%
% of Patients satisfied with the time they had to wait for an appointment	40	43	93.0%	91.8%	88.4%

* This is based on patients treated on this contract for their most recent course of treatment. Figures in italics indicate the base number of FP17s or Patient Questionnaire responses are less than 100. N/A is shown where the base number of responses is less than 10 during the period. % is calculated as Quantity/Base number*100

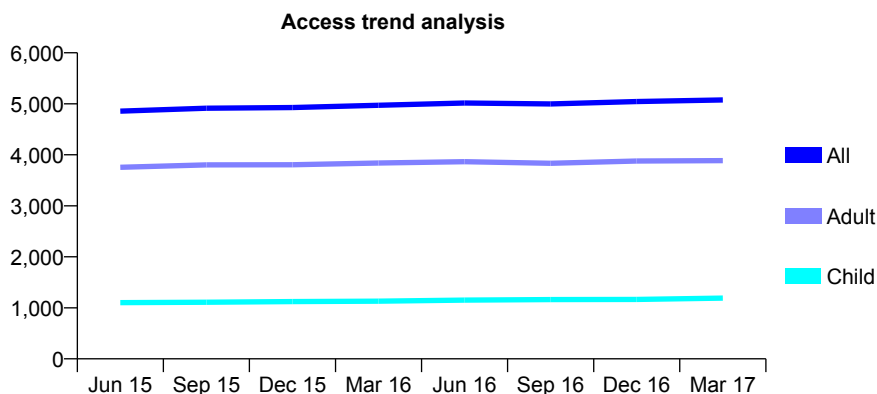
7A5 - Vital Signs At a Glance Contract Report for 324590/0001 - March 2017

Name or company name	MRS JM GRIFFITHS
Contract type name	GDS Contract
Purpose of contract	General
Contract start date	01/04/2006
Contract end date	

16/17 Contracted general activity (UDA)	14,876
Carry forward general activity (UDA)	264
16/17 Contracted orthodontic activity (UOA)	0
Carry forward orthodontic activity (UOA)	0
Baseline contract value	£366,695.42

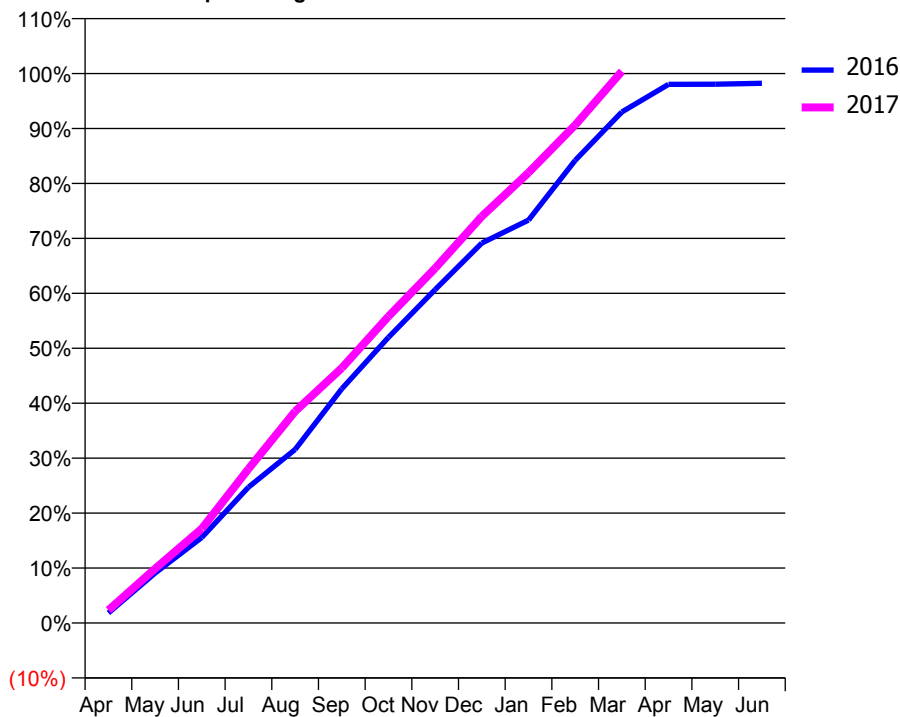
ACCESS*

Patients seen in 24 months	Total	Change since previous quarter
Quarter ending March 2016	4,971	
Quarter ending June 2016	5,016	→
Quarter ending September 2016	4,997	→
Quarter ending December 2016	5,044	→
Quarter ending March 2017	5,075	→
Variance since March 2016	2.1%	↑



ACTIVITY

Cumulative percentage of contracted UDA delivered 2016 & 2017



Month	Adjusted Scheduled Activity (UDA)	
	2016	2017
April	274	349
May	1,354	1,473
June	2,314	2,555
July	3,677	4,171
August	4,697	5,731
September	6,341	6,904
October	7,735	8,300
November	9,026	9,603
December	10,285	11,007
January	10,906	12,194
February	12,526	13,480
March	13,834	14,935
April	14,583	
May	14,586	
June	14,612	

QUALITY

	Quantity	Base Number	Contract	LHB	Wales
% of FP17s for the same patient ID Re-attending within 3 months - Children	120	1,686	7.1%	7.2%	11.3%
% of FP17s for the same patient ID Re-attending within 3 months - Adults	875	5,674	15.4%	14.1%	16.7%
% of FP17s for the same patient ID Re-attending between 3 & 9 months - Children	941	1,686	55.8%	53.8%	58.0%
% of FP17s for the same patient ID Re-attending between 3 & 9 months - Adults	3,098	5,674	54.6%	51.1%	53.7%
% of FP17s for Band 1 Urgent Courses	726	7,049	10.3%	8.9%	9.0%
% of FP17s Relating to Free Repair or Replacements	27	7,049	0.4%	0.6%	0.7%
% of FP17s Relating to Continuations	80	7,049	1.1%	0.7%	0.9%
% of Patients satisfied with the dentistry they have received	61	63	96.8%	94.1%	93.9%
% of Patients satisfied with the time they had to wait for an appointment	60	63	95.2%	91.8%	88.4%

* This is based on patients treated on this contract for their most recent course of treatment. Figures in italics indicate the base number of FP17s or Patient Questionnaire responses are less than 100. N/A is shown where the base number of responses is less than 10 during the period. % is calculated as Quantity/Base number*100

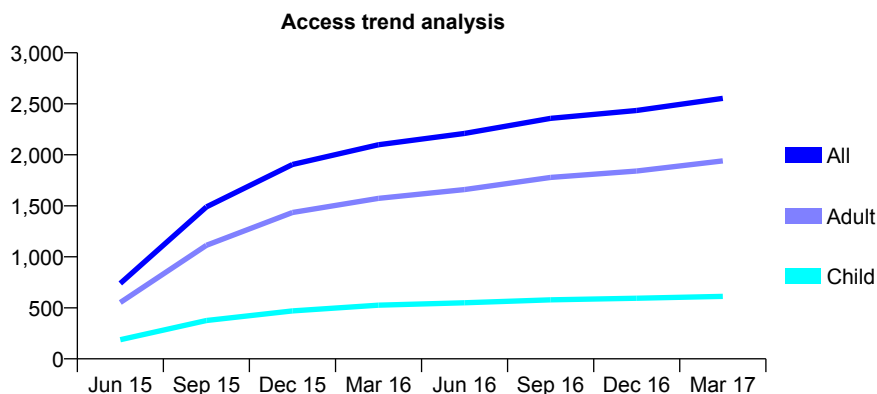
7A5 - Vital Signs At a Glance Contract Report for 377023/0001 - March 2017

Name or company name	MISS CL DAVIES
Contract type name	GDS Contract
Purpose of contract	General
Contract start date	01/04/2015
Contract end date	

16/17 Contracted general activity (UDA)	9,166
Carry forward general activity (UDA)	-203
16/17 Contracted orthodontic activity (UOA)	0
Carry forward orthodontic activity (UOA)	0
Baseline contract value	£177,066.46

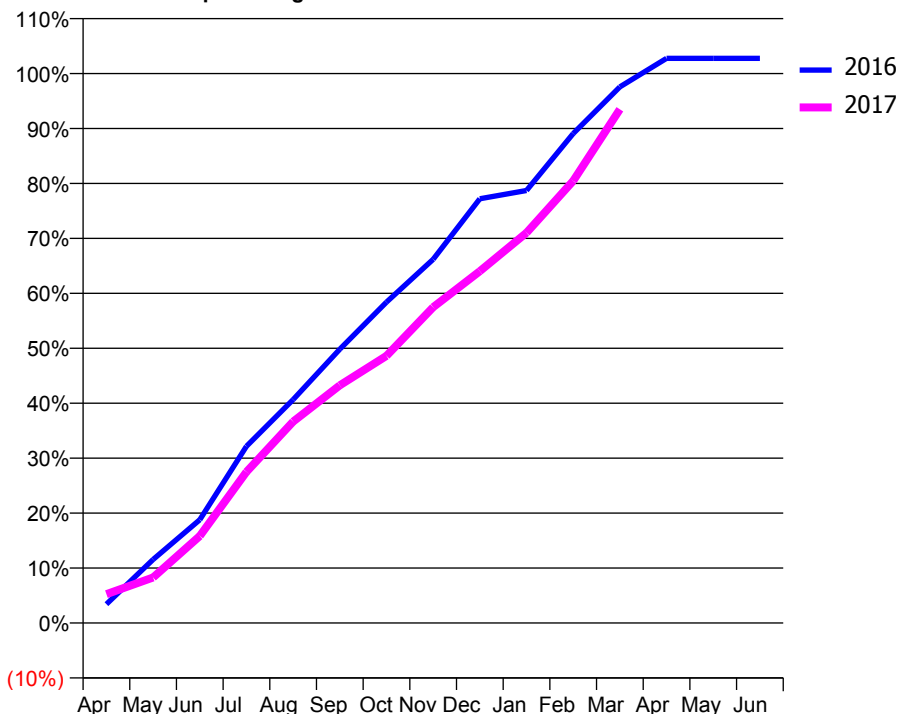
ACCESS*

Patients seen in 24 months	Total	Change since previous quarter
Quarter ending March 2016	2,099	
Quarter ending June 2016	2,210	↑
Quarter ending September 2016	2,357	↑
Quarter ending December 2016	2,435	↑
Quarter ending March 2017	2,554	↑
Variance since March 2016	21.7%	↑



ACTIVITY

Cumulative percentage of contracted UDA delivered 2016 & 2017



Adjusted Scheduled Activity (UDA)

Month	2016	2017
April	252	481
May	849	759
June	1,381	1,450
July	2,363	2,522
August	2,988	3,359
September	3,661	3,964
October	4,289	4,457
November	4,862	5,269
December	5,671	5,868
January	5,781	6,509
February	6,543	7,375
March	7,167	8,569
April	7,549	
May	7,549	
June	7,549	

QUALITY

	Quantity	Base Number	Contract	LHB	Wales
% of FP17s for the same patient ID Re-attending within 3 months - Children	61	938	6.5%	7.2%	11.3%
% of FP17s for the same patient ID Re-attending within 3 months - Adults	369	2,970	12.4%	14.1%	16.7%
% of FP17s for the same patient ID Re-attending between 3 & 9 months - Children	538	938	57.4%	53.8%	58.0%
% of FP17s for the same patient ID Re-attending between 3 & 9 months - Adults	1,705	2,970	57.4%	51.1%	53.7%
% of FP17s for Band 1 Urgent Courses	264	3,741	7.1%	8.9%	9.0%
% of FP17s Relating to Free Repair or Replacements	6	3,741	0.2%	0.6%	0.7%
% of FP17s Relating to Continuations	46	3,741	1.2%	0.7%	0.9%
% of Patients satisfied with the dentistry they have received	31	33	93.9%	94.1%	93.9%
% of Patients satisfied with the time they had to wait for an appointment	29	33	87.9%	91.8%	88.4%

* This is based on patients treated on this contract for their most recent course of treatment. Figures in italics indicate the base number of FP17s or Patient Questionnaire responses are less than 100. N/A is shown where the base number of responses is less than 10 during the period. % is calculated as Quantity/Base number*100

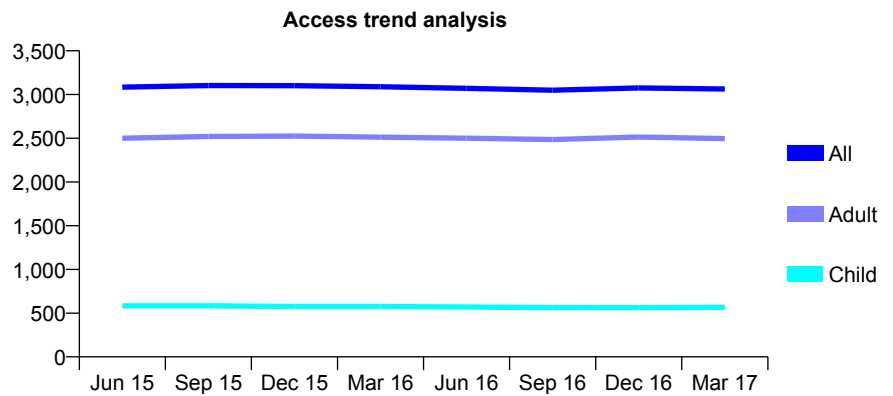
7A5 - Vital Signs At a Glance Contract Report for 573531/0001 - March 2017

Name or company name	MR PB JAMES
Contract type name	GDS Contract
Purpose of contract	General
Contract start date	01/04/2006
Contract end date	

16/17 Contracted general activity (UDA)	8,000
Carry forward general activity (UDA)	-101
16/17 Contracted orthodontic activity (UOA)	0
Carry forward orthodontic activity (UOA)	0
Baseline contract value	£190,565.63

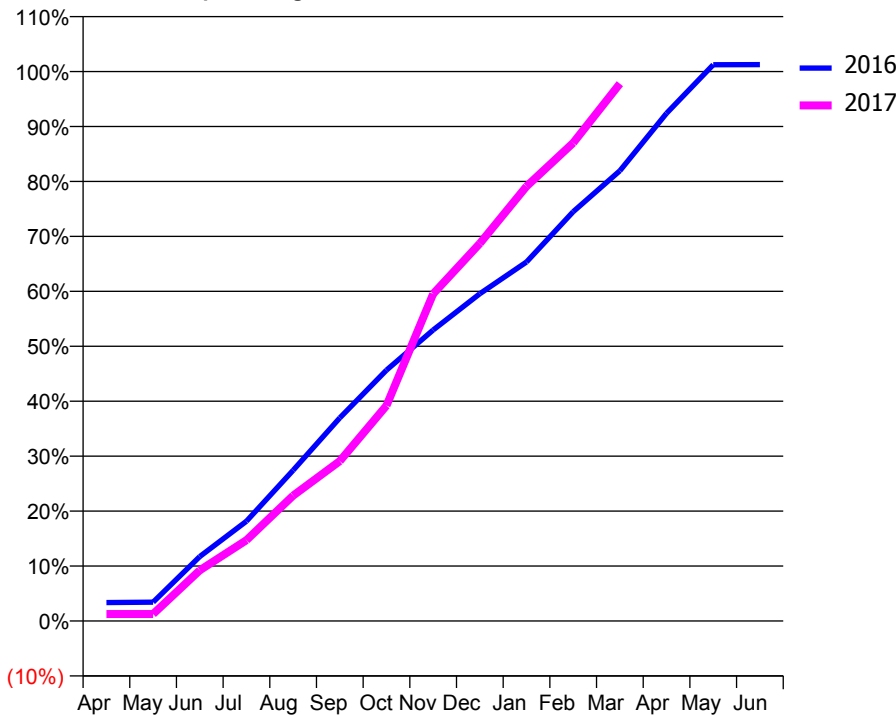
ACCESS*

Patients seen in 24 months	Total	Change since previous quarter
Quarter ending March 2016	3,089	
Quarter ending June 2016	3,070	→
Quarter ending September 2016	3,049	→
Quarter ending December 2016	3,076	→
Quarter ending March 2017	3,063	→
Variance since March 2016	(0.8%)	→



ACTIVITY

Cumulative percentage of contracted UDA delivered 2016 & 2017



Month	Adjusted Scheduled Activity (UDA)	
	2016	2017
April	268	101
May	274	101
June	939	738
July	1,453	1,177
August	2,196	1,826
September	2,958	2,329
October	3,652	3,136
November	4,237	4,763
December	4,766	5,497
January	5,228	6,328
February	5,959	6,961
March	6,554	7,823
April	7,392	
May	8,099	
June	8,101	

QUALITY

	Quantity	Base Number	Contract	LHB	Wales
% of FP17s for the same patient ID Re-attending within 3 months - Children	54	1,003	5.4%	7.2%	11.3%
% of FP17s for the same patient ID Re-attending within 3 months - Adults	401	3,262	12.3%	14.1%	16.7%
% of FP17s for the same patient ID Re-attending between 3 & 9 months - Children	618	1,003	61.6%	53.8%	58.0%
% of FP17s for the same patient ID Re-attending between 3 & 9 months - Adults	786	3,262	24.1%	51.1%	53.7%
% of FP17s for Band 1 Urgent Courses	144	3,527	4.1%	8.9%	9.0%
% of FP17s Relating to Free Repair or Replacements	15	3,527	0.4%	0.6%	0.7%
% of FP17s Relating to Continuations	33	3,527	0.9%	0.7%	0.9%
% of Patients satisfied with the dentistry they have received	50	50	100.0%	94.1%	93.9%
% of Patients satisfied with the time they had to wait for an appointment	48	50	96.0%	91.8%	88.4%

* This is based on patients treated on this contract for their most recent course of treatment. Figures in italics indicate the base number of FP17s or Patient Questionnaire responses are less than 100. N/A is shown where the base number of responses is less than 10 during the period. % is calculated as Quantity/Base number*100

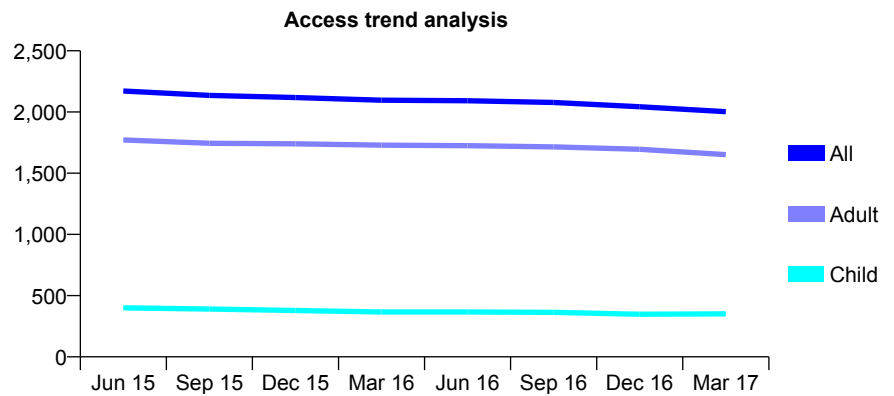
7A5 - Vital Signs At a Glance Contract Report for 625485/0004 - March 2017

Name or company name	MISS D ADAMS
Contract type name	GDS Contract
Purpose of contract	General
Contract start date	14/06/2010
Contract end date	

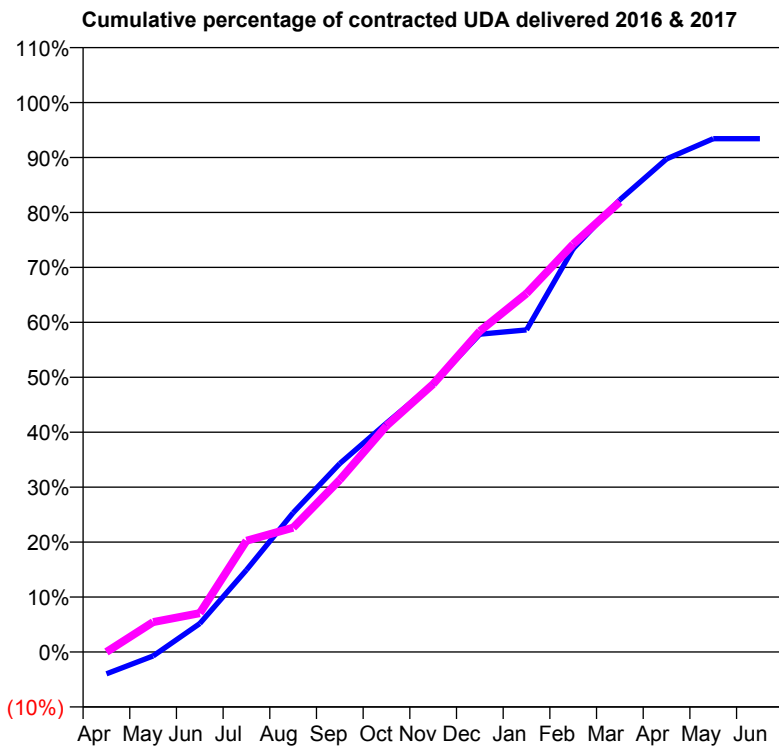
16/17 Contracted general activity (UDA)	5,350
Carry forward general activity (UDA)	0
16/17 Contracted orthodontic activity (UOA)	0
Carry forward orthodontic activity (UOA)	0
Baseline contract value	£130,845.21

ACCESS*

Patients seen in 24 months	Total	Change since previous quarter
Quarter ending March 2016	2,096	
Quarter ending June 2016	2,092	→
Quarter ending September 2016	2,078	→
Quarter ending December 2016	2,043	↓
Quarter ending March 2017	2,003	↓
Variance since March 2016	(4.4%)	↓



ACTIVITY



Month	Adjusted Scheduled Activity (UDA)	
	2016	2017
April	-213	0
May	-40	292
June	277	378
July	799	1,084
August	1,356	1,210
September	1,835	1,676
October	2,228	2,203
November	2,610	2,609
December	3,095	3,124
January	3,137	3,491
February	3,927	3,971
March	4,403	4,383
April	4,800	
May	4,997	
June	4,998	

QUALITY

	Quantity	Base Number	Contract	LHB	Wales
% of FP17s for the same patient ID Re-attending within 3 months - Children	61	637	9.6%	7.2%	11.3%
% of FP17s for the same patient ID Re-attending within 3 months - Adults	181	1,941	9.3%	14.1%	16.7%
% of FP17s for the same patient ID Re-attending between 3 & 9 months - Children	434	637	68.1%	53.8%	58.0%
% of FP17s for the same patient ID Re-attending between 3 & 9 months - Adults	756	1,941	38.9%	51.1%	53.7%
% of FP17s for Band 1 Urgent Courses	92	2,317	4.0%	8.9%	9.0%
% of FP17s Relating to Free Repair or Replacements	4	2,317	0.2%	0.6%	0.7%
% of FP17s Relating to Continuations	8	2,317	0.3%	0.7%	0.9%
% of Patients satisfied with the dentistry they have received	22	25	88.0%	94.1%	93.9%
% of Patients satisfied with the time they had to wait for an appointment	25	25	100.0%	91.8%	88.4%

* This is based on patients treated on this contract for their most recent course of treatment. Figures in italics indicate the base number of FP17s or Patient Questionnaire responses are less than 100. N/A is shown where the base number of responses is less than 10 during the period. % is calculated as Quantity/Base number*100

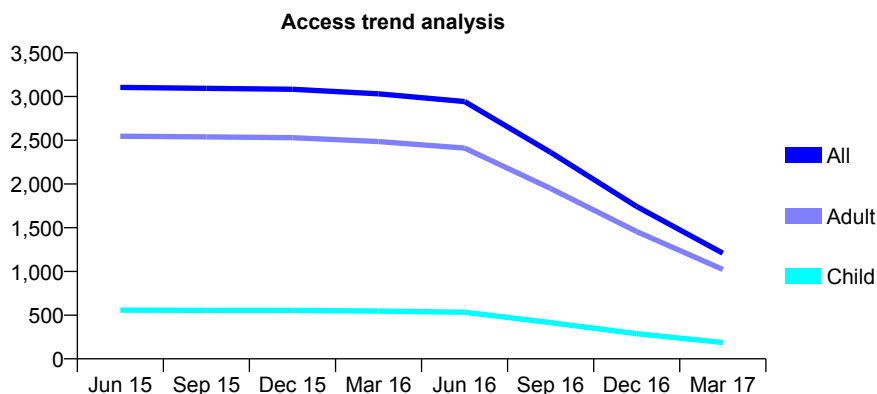
7A5 - Vital Signs At a Glance Contract Report for 659045/0001 - March 2017

Name or company name	MR SJ BOWSHER
Contract type name	GDS Contract
Purpose of contract	General
Contract start date	01/04/2006
Contract end date	26/05/2016

16/17 Contracted general activity (UDA)	1,161
Carry forward general activity (UDA)	0
16/17 Contracted orthodontic activity (UOA)	0
Carry forward orthodontic activity (UOA)	0
Baseline contract value	£26,297.36

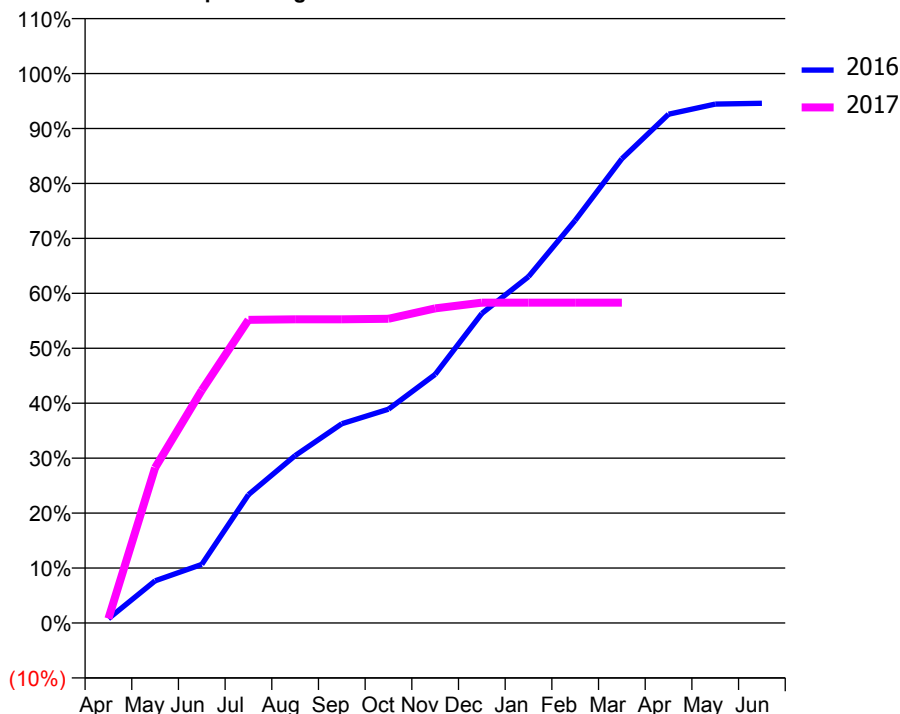
ACCESS*

Patients seen in 24 months	Total	Change since previous quarter
Quarter ending March 2016	3,031	
Quarter ending June 2016	2,943	↓
Quarter ending September 2016	2,362	↓
Quarter ending December 2016	1,742	↓
Quarter ending March 2017	1,209	↓
Variance since March 2016	(60.1%)	↓



ACTIVITY

Cumulative percentage of contracted UDA delivered 2016 & 2017



Adjusted Scheduled Activity (UDA)

Month	2016	2017
April	56	9
May	553	328
June	769	492
July	1,681	641
August	2,194	642
September	2,610	642
October	2,802	643
November	3,258	665
December	4,056	677
January	4,538	677
February	5,275	677
March	6,084	677
April	6,667	
May	6,799	
June	6,810	

QUALITY

	Quantity	Base Number	Contract	LHB	Wales
% of FP17s for the same patient ID Re-attending within 3 months - Children	7	128	5.5%	7.2%	11.3%
% of FP17s for the same patient ID Re-attending within 3 months - Adults	41	493	8.3%	14.1%	16.7%
% of FP17s for the same patient ID Re-attending between 3 & 9 months - Children	41	128	32.0%	53.8%	58.0%
% of FP17s for the same patient ID Re-attending between 3 & 9 months - Adults	146	493	29.6%	51.1%	53.7%
% of FP17s for Band 1 Urgent Courses	48	354	13.6%	8.9%	9.0%
% of FP17s Relating to Free Repair or Replacements	0	354	0.0%	0.6%	0.7%
% of FP17s Relating to Continuations	0	354	0.0%	0.7%	0.9%
% of Patients satisfied with the dentistry they have received	7	7	N/A	94.1%	93.9%
% of Patients satisfied with the time they had to wait for an appointment	7	7	N/A	91.8%	88.4%

* This is based on patients treated on this contract for their most recent course of treatment. Figures in italics indicate the base number of FP17s or Patient Questionnaire responses are less than 100. N/A is shown where the base number of responses is less than 10 during the period. % is calculated as Quantity/Base number*100

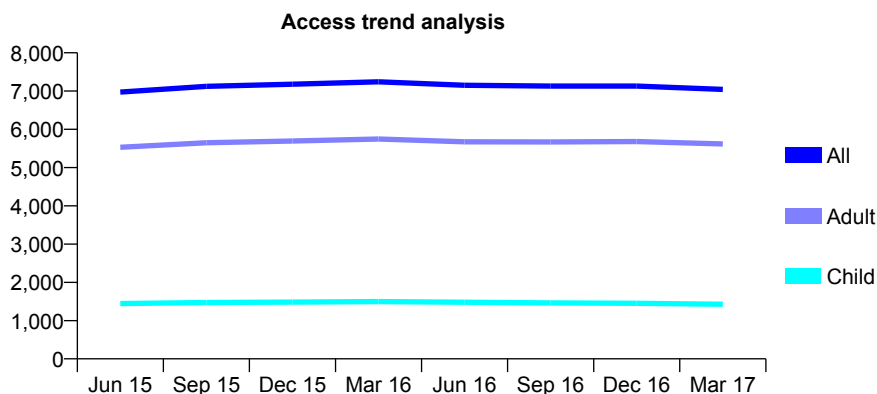
7A5 - Vital Signs At a Glance Contract Report for 688312/0001 - March 2017

Name or company name	MR G BLINMAN
Contract type name	GDS Contract
Purpose of contract	General
Contract start date	01/10/2013
Contract end date	

16/17 Contracted general activity (UDA)	24,138
Carry forward general activity (UDA)	0
16/17 Contracted orthodontic activity (UOA)	0
Carry forward orthodontic activity (UOA)	0
Baseline contract value	£585,479.57

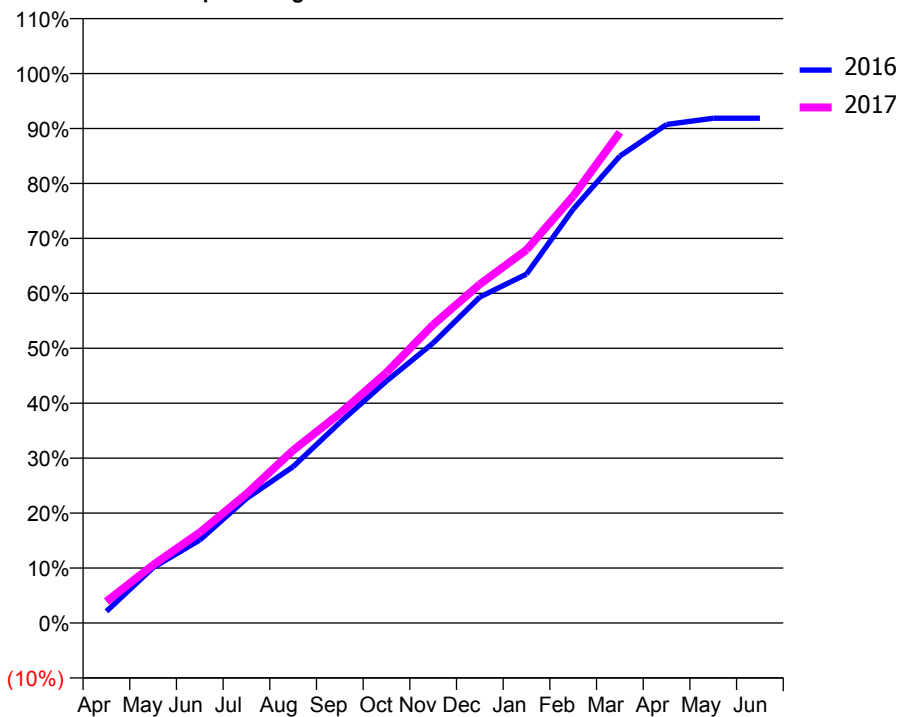
ACCESS*

Patients seen in 24 months	Total	Change since previous quarter
Quarter ending March 2016	7,242	
Quarter ending June 2016	7,150	↓
Quarter ending September 2016	7,131	→
Quarter ending December 2016	7,132	→
Quarter ending March 2017	7,043	↓
Variance since March 2016	(2.7%)	↓



ACTIVITY

Cumulative percentage of contracted UDA delivered 2016 & 2017



Adjusted Scheduled Activity (UDA)

Month	2016	2017
April	511	946
May	2,433	2,550
June	3,649	3,979
July	5,468	5,673
August	6,866	7,586
September	8,807	9,204
October	10,630	11,003
November	12,301	13,107
December	14,320	14,882
January	15,324	16,392
February	18,179	18,753
March	20,508	21,553
April	21,896	
May	22,172	
June	22,174	

QUALITY

	Quantity	Base Number	Contract	LHB	Wales
% of FP17s for the same patient ID Re-attending within 3 months - Children	176	2,227	7.9%	7.2%	11.3%
% of FP17s for the same patient ID Re-attending within 3 months - Adults	1,127	8,990	12.5%	14.1%	16.7%
% of FP17s for the same patient ID Re-attending between 3 & 9 months - Children	1,272	2,227	57.1%	53.8%	58.0%
% of FP17s for the same patient ID Re-attending between 3 & 9 months - Adults	5,190	8,990	57.7%	51.1%	53.7%
% of FP17s for Band 1 Urgent Courses	742	10,448	7.1%	8.9%	9.0%
% of FP17s Relating to Free Repair or Replacements	104	10,448	1.0%	0.6%	0.7%
% of FP17s Relating to Continuations	56	10,448	0.5%	0.7%	0.9%
% of Patients satisfied with the dentistry they have received	52	55	94.5%	94.1%	93.9%
% of Patients satisfied with the time they had to wait for an appointment	52	55	94.5%	91.8%	88.4%

* This is based on patients treated on this contract for their most recent course of treatment. Figures in italics indicate the base number of FP17s or Patient Questionnaire responses are less than 100. N/A is shown where the base number of responses is less than 10 during the period. % is calculated as Quantity/Base number*100

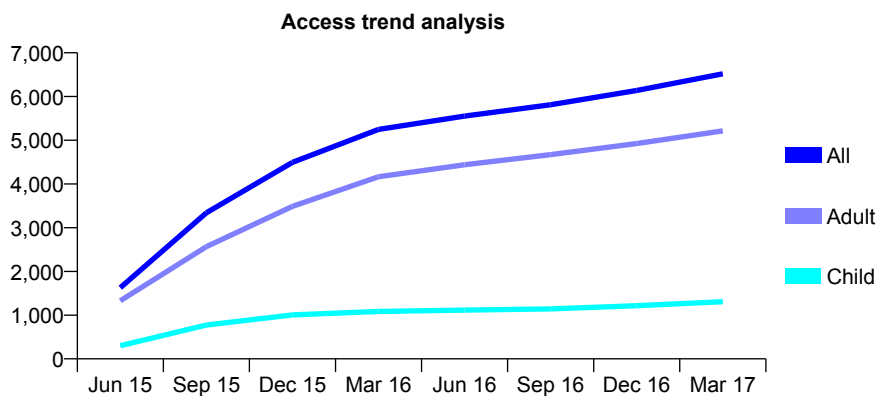
7A5 - Vital Signs At a Glance Contract Report for 741841/0003 - March 2017

Name or company name	MRS S CHAUDHRY
Contract type name	GDS Contract
Purpose of contract	General
Contract start date	01/04/2015
Contract end date	

16/17 Contracted general activity (UDA)	20,646
Carry forward general activity (UDA)	0
16/17 Contracted orthodontic activity (UOA)	0
Carry forward orthodontic activity (UOA)	0
Baseline contract value	£475,121.77

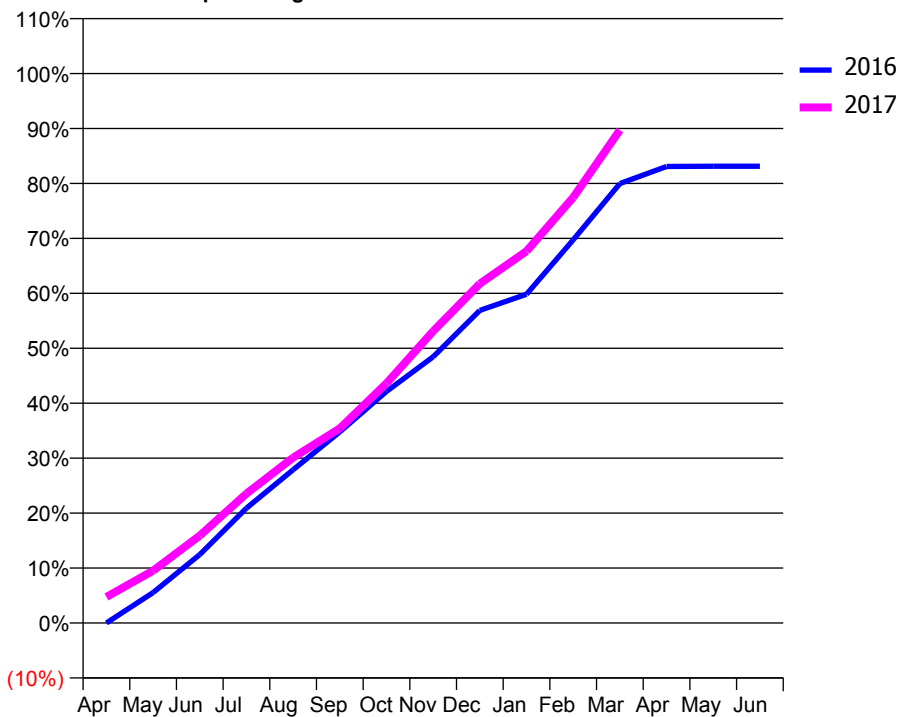
ACCESS*

Patients seen in 24 months	Total	Change since previous quarter
Quarter ending March 2016	5,247	
Quarter ending June 2016	5,553	↑
Quarter ending September 2016	5,813	↑
Quarter ending December 2016	6,137	↑
Quarter ending March 2017	6,520	↑
Variance since March 2016	24.3%	↑



ACTIVITY

Cumulative percentage of contracted UDA delivered 2016 & 2017



Month	Adjusted Scheduled Activity (UDA)	
	2016	2017
April	0	981
May	1,102	1,965
June	2,482	3,284
July	4,162	4,861
August	5,556	6,217
September	6,930	7,311
October	8,394	9,005
November	9,650	10,967
December	11,333	12,750
January	11,915	13,971
February	13,890	15,988
March	15,930	18,522
April	16,547	
May	16,555	
June	16,557	

QUALITY

	Quantity	Base Number	Contract	LHB	Wales
% of FP17s for the same patient ID Re-attending within 3 months - Children	103	2,016	5.1%	7.2%	11.3%
% of FP17s for the same patient ID Re-attending within 3 months - Adults	698	7,456	9.4%	14.1%	16.7%
% of FP17s for the same patient ID Re-attending between 3 & 9 months - Children	1,143	2,016	56.7%	53.8%	58.0%
% of FP17s for the same patient ID Re-attending between 3 & 9 months - Adults	3,799	7,456	51.0%	51.1%	53.7%
% of FP17s for Band 1 Urgent Courses	395	9,148	4.3%	8.9%	9.0%
% of FP17s Relating to Free Repair or Replacements	23	9,148	0.3%	0.6%	0.7%
% of FP17s Relating to Continuations	44	9,148	0.5%	0.7%	0.9%
% of Patients satisfied with the dentistry they have received	38	40	95.0%	94.1%	93.9%
% of Patients satisfied with the time they had to wait for an appointment	38	40	95.0%	91.8%	88.4%

* This is based on patients treated on this contract for their most recent course of treatment. Figures in italics indicate the base number of FP17s or Patient Questionnaire responses are less than 100. N/A is shown where the base number of responses is less than 10 during the period. % is calculated as Quantity/Base number*100

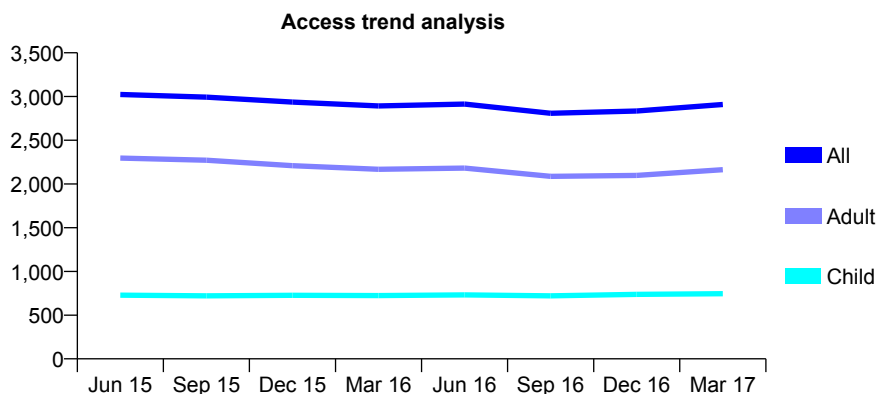
7A5 - Vital Signs At a Glance Contract Report for 767158/0001 - March 2017

Name or company name	MR H WILDING
Contract type name	GDS Contract
Purpose of contract	General
Contract start date	01/04/2006
Contract end date	

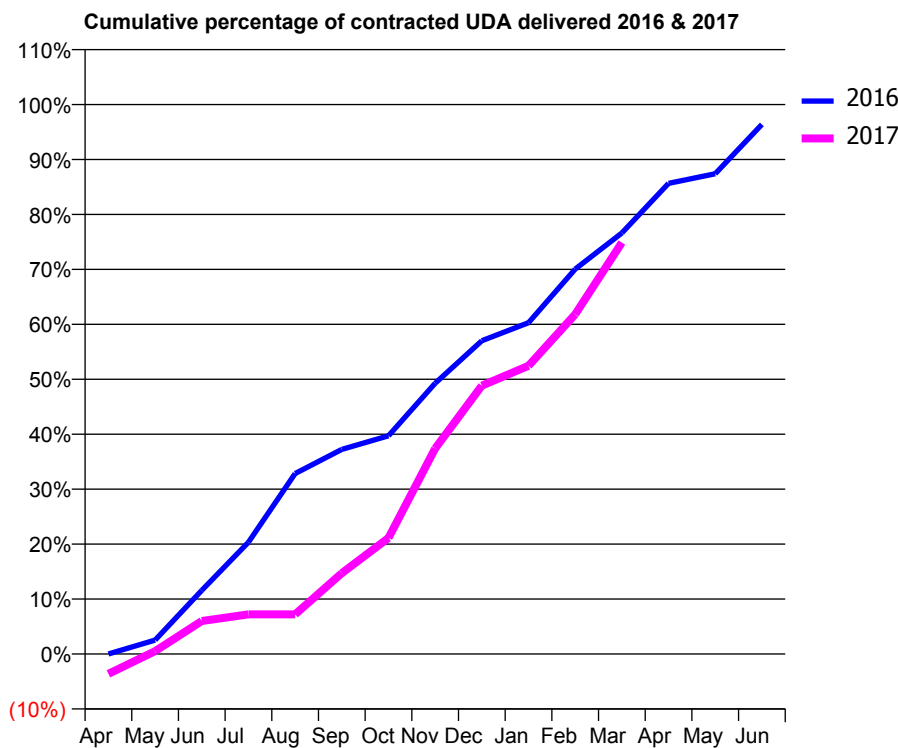
16/17 Contracted general activity (UDA)	5,600
Carry forward general activity (UDA)	203
16/17 Contracted orthodontic activity (UOA)	0
Carry forward orthodontic activity (UOA)	0
Baseline contract value	£133,863.46

ACCESS*

Patients seen in 24 months	Total	Change since previous quarter
Quarter ending March 2016	2,892	
Quarter ending June 2016	2,913	→
Quarter ending September 2016	2,808	↓
Quarter ending December 2016	2,834	→
Quarter ending March 2017	2,909	↑
Variance since March 2016	0.6%	→



ACTIVITY



Month	Adjusted Scheduled Activity (UDA)	
	2016	2017
April	0	-203
May	142	29
June	648	336
July	1,139	404
August	1,839	404
September	2,085	824
October	2,224	1,183
November	2,760	2,094
December	3,193	2,735
January	3,377	2,937
February	3,922	3,462
March	4,291	4,193
April	4,797	
May	4,894	
June	5,397	

QUALITY

	Quantity	Base Number	Contract	LHB	Wales
% of FP17s for the same patient ID Re-attending within 3 months - Children	66	899	7.3%	7.2%	11.3%
% of FP17s for the same patient ID Re-attending within 3 months - Adults	210	2,303	9.1%	14.1%	16.7%
% of FP17s for the same patient ID Re-attending between 3 & 9 months - Children	422	899	46.9%	53.8%	58.0%
% of FP17s for the same patient ID Re-attending between 3 & 9 months - Adults	822	2,303	35.7%	51.1%	53.7%
% of FP17s for Band 1 Urgent Courses	169	2,613	6.5%	8.9%	9.0%
% of FP17s Relating to Free Repair or Replacements	16	2,613	0.6%	0.6%	0.7%
% of FP17s Relating to Continuations	17	2,613	0.7%	0.7%	0.9%
% of Patients satisfied with the dentistry they have received	23	26	88.5%	94.1%	93.9%
% of Patients satisfied with the time they had to wait for an appointment	20	26	76.9%	91.8%	88.4%

* This is based on patients treated on this contract for their most recent course of treatment. Figures in italics indicate the base number of FP17s or Patient Questionnaire responses are less than 100. N/A is shown where the base number of responses is less than 10 during the period. % is calculated as Quantity/Base number*100

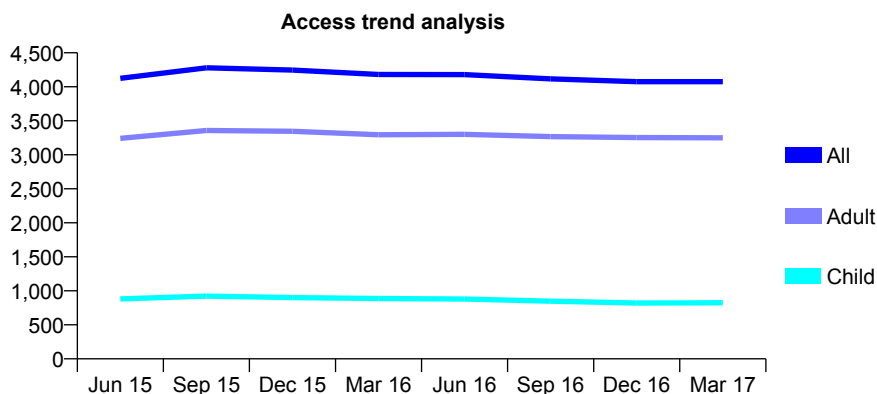
7A5 - Vital Signs At a Glance Contract Report for 830763/0005 - March 2017

Name or company name	MR L ROBERTS
Contract type name	GDS Contract
Purpose of contract	General
Contract start date	01/10/2013
Contract end date	

16/17 Contracted general activity (UDA)	13,800
Carry forward general activity (UDA)	0
16/17 Contracted orthodontic activity (UOA)	0
Carry forward orthodontic activity (UOA)	0
Baseline contract value	£329,192.78

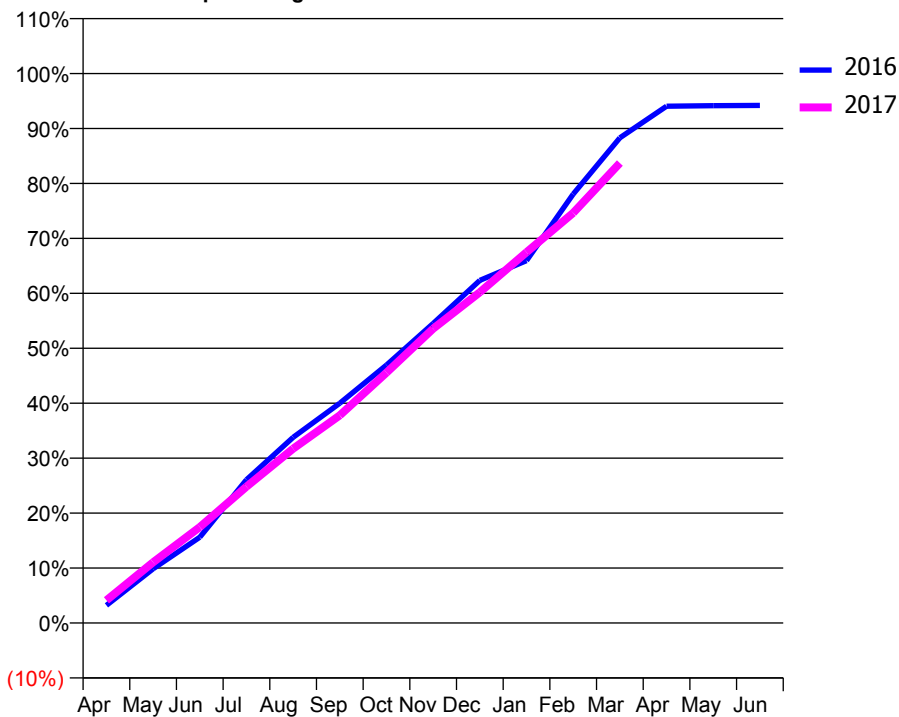
ACCESS*

Patients seen in 24 months	Total	Change since previous quarter
Quarter ending March 2016	4,182	
Quarter ending June 2016	4,179	→
Quarter ending September 2016	4,117	↓
Quarter ending December 2016	4,075	↓
Quarter ending March 2017	4,075	→
Variance since March 2016	(2.6%)	↓



ACTIVITY

Cumulative percentage of contracted UDA delivered 2016 & 2017



Month	Adjusted Scheduled Activity (UDA)	
	2016	2017
April	443	572
May	1,362	1,525
June	2,155	2,408
July	3,598	3,425
August	4,663	4,379
September	5,519	5,217
October	6,478	6,286
November	7,523	7,394
December	8,603	8,307
January	9,099	9,310
February	10,772	10,300
March	12,184	11,553
April	12,979	
May	12,991	
June	12,997	

QUALITY

	Quantity	Base Number	Contract	LHB	Wales
% of FP17s for the same patient ID Re-attending within 3 months - Children	97	1,209	8.0%	7.2%	11.3%
% of FP17s for the same patient ID Re-attending within 3 months - Adults	676	4,923	13.7%	14.1%	16.7%
% of FP17s for the same patient ID Re-attending between 3 & 9 months - Children	660	1,209	54.6%	53.8%	58.0%
% of FP17s for the same patient ID Re-attending between 3 & 9 months - Adults	2,812	4,923	57.1%	51.1%	53.7%
% of FP17s for Band 1 Urgent Courses	221	5,789	3.8%	8.9%	9.0%
% of FP17s Relating to Free Repair or Replacements	87	5,789	1.5%	0.6%	0.7%
% of FP17s Relating to Continuations	59	5,789	1.0%	0.7%	0.9%
% of Patients satisfied with the dentistry they have received	24	27	88.9%	94.1%	93.9%
% of Patients satisfied with the time they had to wait for an appointment	25	27	92.6%	91.8%	88.4%

* This is based on patients treated on this contract for their most recent course of treatment. Figures in italics indicate the base number of FP17s or Patient Questionnaire responses are less than 100. N/A is shown where the base number of responses is less than 10 during the period. % is calculated as Quantity/Base number*100

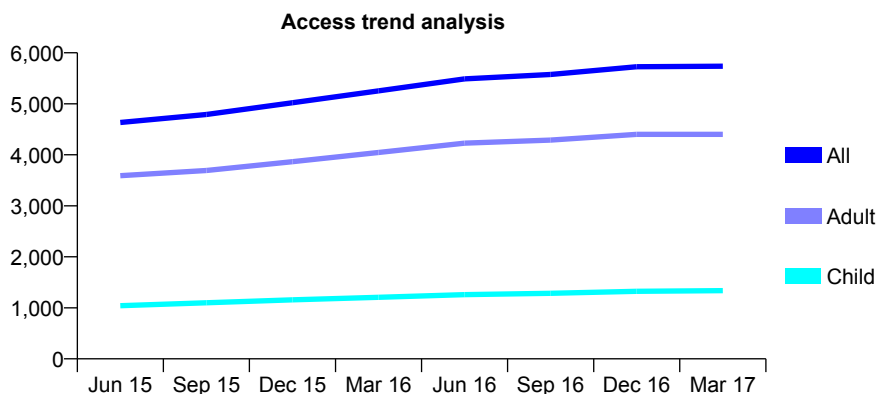
7A5 - Vital Signs At a Glance Contract Report for 885630/0001 - March 2017

Name or company name	MRS P SOOD
Contract type name	GDS Contract
Purpose of contract	General
Contract start date	15/09/2013
Contract end date	

16/17 Contracted general activity (UDA)	19,889
Carry forward general activity (UDA)	-799
16/17 Contracted orthodontic activity (UOA)	0
Carry forward orthodontic activity (UOA)	0
Baseline contract value	£488,614.27

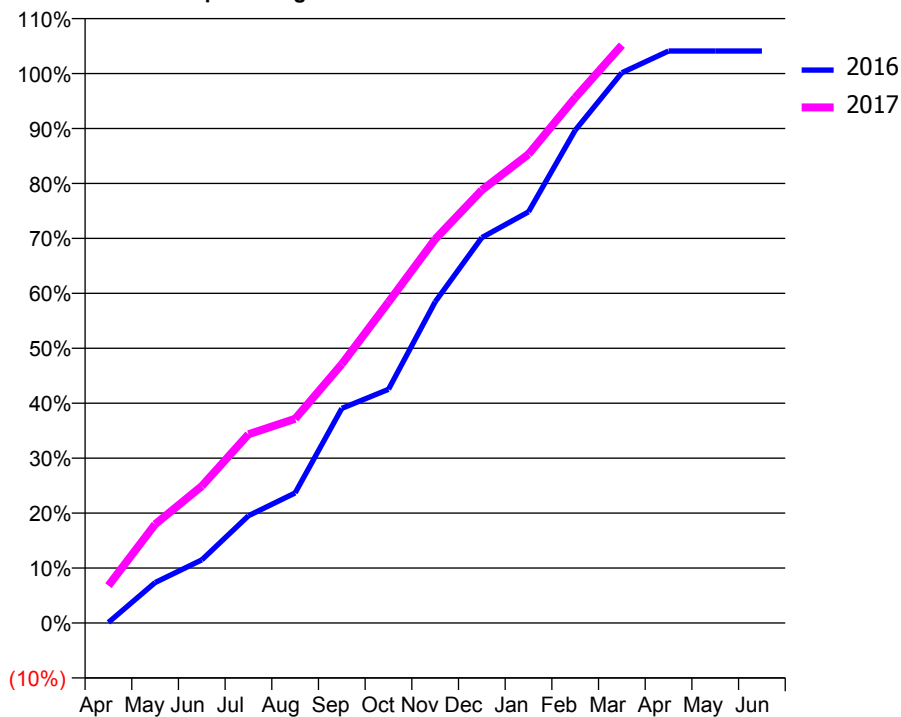
ACCESS*

Patients seen in 24 months	Total	Change since previous quarter
Quarter ending March 2016	5,253	
Quarter ending June 2016	5,490	↑
Quarter ending September 2016	5,575	→
Quarter ending December 2016	5,726	↑
Quarter ending March 2017	5,737	→
Variance since March 2016	9.2%	↑



ACTIVITY

Cumulative percentage of contracted UDA delivered 2016 & 2017



Month	Adjusted Scheduled Activity (UDA)	
	2016	2017
April	21	1,355
May	1,435	3,576
June	2,239	4,956
July	3,798	6,831
August	4,608	7,392
September	7,601	9,369
October	8,275	11,615
November	11,378	13,894
December	13,651	15,669
January	14,567	16,969
February	17,456	19,015
March	19,490	20,917
April	20,261	
May	20,263	
June	20,263	

QUALITY

	Quantity	Base Number	Contract	LHB	Wales
% of FP17s for the same patient ID Re-attending within 3 months - Children	104	1,932	5.4%	7.2%	11.3%
% of FP17s for the same patient ID Re-attending within 3 months - Adults	636	6,161	10.3%	14.1%	16.7%
% of FP17s for the same patient ID Re-attending between 3 & 9 months - Children	1,127	1,932	58.3%	53.8%	58.0%
% of FP17s for the same patient ID Re-attending between 3 & 9 months - Adults	3,249	6,161	52.7%	51.1%	53.7%
% of FP17s for Band 1 Urgent Courses	370	7,981	4.6%	8.9%	9.0%
% of FP17s Relating to Free Repair or Replacements	58	7,981	0.7%	0.6%	0.7%
% of FP17s Relating to Continuations	37	7,981	0.5%	0.7%	0.9%
% of Patients satisfied with the dentistry they have received	31	34	91.2%	94.1%	93.9%
% of Patients satisfied with the time they had to wait for an appointment	31	34	91.2%	91.8%	88.4%

* This is based on patients treated on this contract for their most recent course of treatment. Figures in italics indicate the base number of FP17s or Patient Questionnaire responses are less than 100. N/A is shown where the base number of responses is less than 10 during the period. % is calculated as Quantity/Base number*100

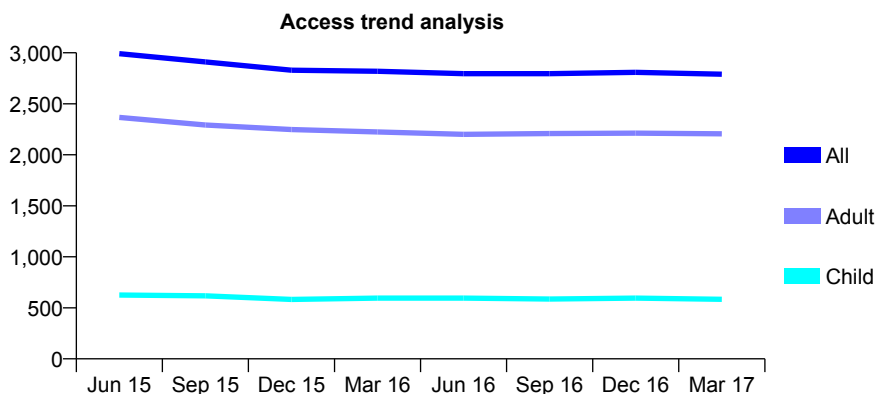
7A5 - Vital Signs At a Glance Contract Report for 925845/0001 - March 2017

Name or company name	MR TM DIN
Contract type name	GDS Contract
Purpose of contract	General
Contract start date	01/04/2006
Contract end date	

16/17 Contracted general activity (UDA)	7,558
Carry forward general activity (UDA)	-265
16/17 Contracted orthodontic activity (UOA)	0
Carry forward orthodontic activity (UOA)	0
Baseline contract value	£180,088.53

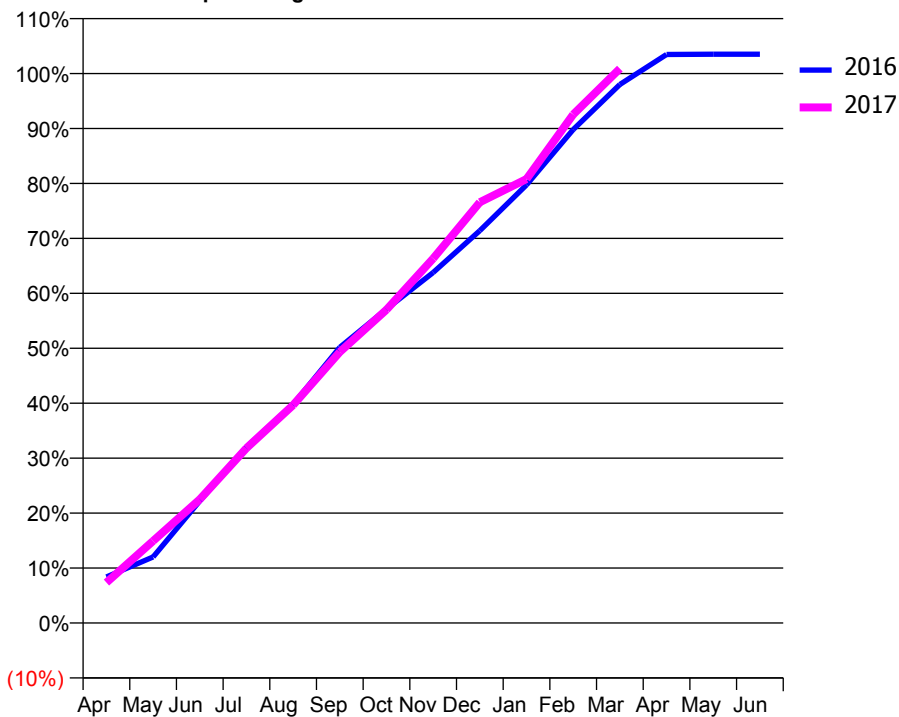
ACCESS*

Patients seen in 24 months	Total	Change since previous quarter
Quarter ending March 2016	2,819	
Quarter ending June 2016	2,795	→
Quarter ending September 2016	2,795	→
Quarter ending December 2016	2,808	→
Quarter ending March 2017	2,790	→
Variance since March 2016	(1.0%)	↓



ACTIVITY

Cumulative percentage of contracted UDA delivered 2016 & 2017



Month	Adjusted Scheduled Activity (UDA)	
	2016	2017
April	634	556
May	909	1,130
June	1,679	1,701
July	2,419	2,405
August	3,008	2,997
September	3,793	3,727
October	4,319	4,309
November	4,821	5,013
December	5,397	5,787
January	6,025	6,107
February	6,786	6,994
March	7,407	7,626
April	7,820	
May	7,823	
June	7,823	

QUALITY

	Quantity	Base Number	Contract	LHB	Wales
% of FP17s for the same patient ID Re-attending within 3 months - Children	16	905	1.8%	7.2%	11.3%
% of FP17s for the same patient ID Re-attending within 3 months - Adults	282	3,142	9.0%	14.1%	16.7%
% of FP17s for the same patient ID Re-attending between 3 & 9 months - Children	618	905	68.3%	53.8%	58.0%
% of FP17s for the same patient ID Re-attending between 3 & 9 months - Adults	1,606	3,142	51.1%	51.1%	53.7%
% of FP17s for Band 1 Urgent Courses	169	3,804	4.4%	8.9%	9.0%
% of FP17s Relating to Free Repair or Replacements	19	3,804	0.5%	0.6%	0.7%
% of FP17s Relating to Continuations	27	3,804	0.7%	0.7%	0.9%
% of Patients satisfied with the dentistry they have received	47	49	95.9%	94.1%	93.9%
% of Patients satisfied with the time they had to wait for an appointment	41	49	83.7%	91.8%	88.4%

* This is based on patients treated on this contract for their most recent course of treatment. Figures in italics indicate the base number of FP17s or Patient Questionnaire responses are less than 100. N/A is shown where the base number of responses is less than 10 during the period. % is calculated as Quantity/Base number*100

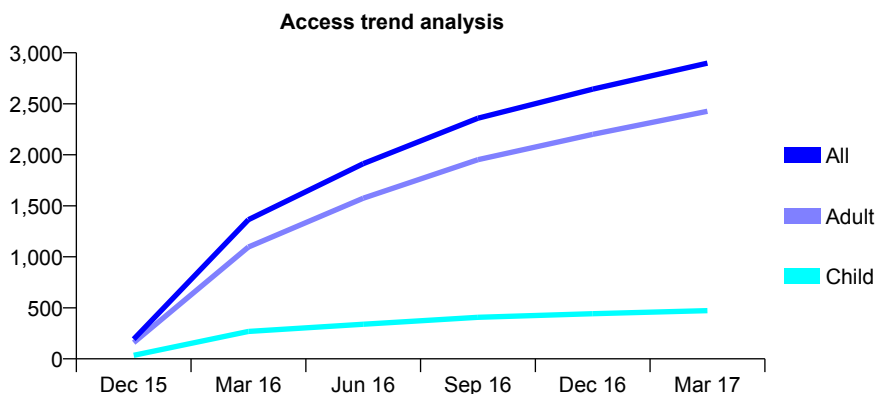
7A5 - Vital Signs At a Glance Contract Report for 976245/0001 - March 2017

Name or company name	MR PJ JONES
Contract type name	GDS Contract
Purpose of contract	General
Contract start date	16/11/2015
Contract end date	

16/17 Contracted general activity (UDA)	9,665
Carry forward general activity (UDA)	-21
16/17 Contracted orthodontic activity (UOA)	0
Carry forward orthodontic activity (UOA)	0
Baseline contract value	£246,469.36

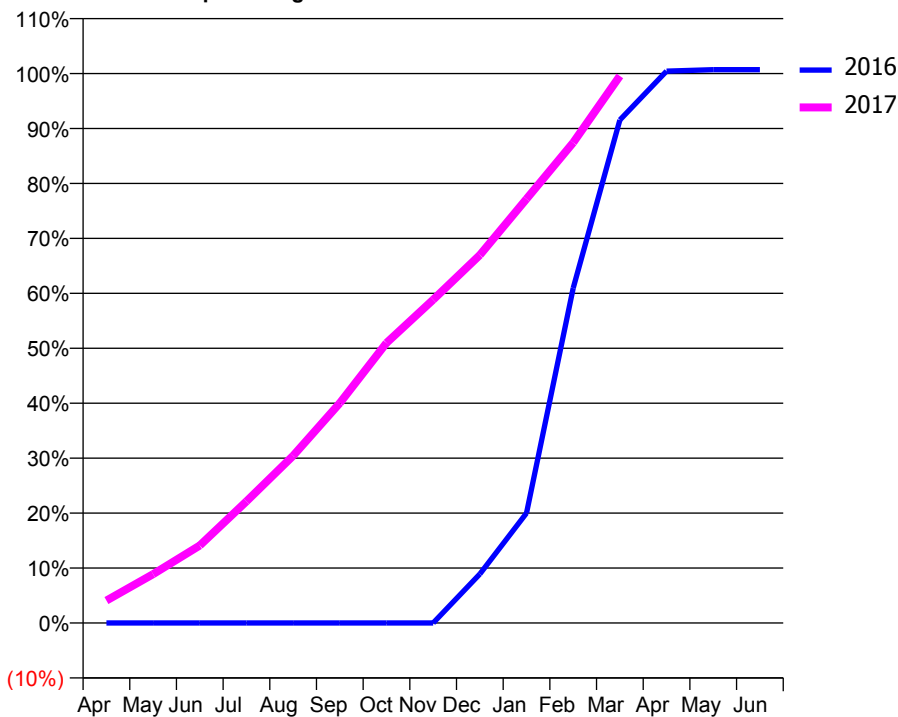
ACCESS*

Patients seen in 24 months	Total	Change since previous quarter
Quarter ending March 2016	1,364	
Quarter ending June 2016	1,913	↑
Quarter ending September 2016	2,359	↑
Quarter ending December 2016	2,644	↑
Quarter ending March 2017	2,899	↑
Variance since March 2016	112.5%	↑



ACTIVITY

Cumulative percentage of contracted UDA delivered 2016 & 2017



Month	Adjusted Scheduled Activity (UDA)	
	2016	2017
April	0	396
May	0	860
June	0	1,365
July	0	2,141
August	0	2,942
September	0	3,868
October	0	4,928
November	0	5,686
December	267	6,471
January	601	7,459
February	1,828	8,449
March	2,747	9,622
April	3,013	
May	3,021	
June	3,021	

QUALITY

	Quantity	Base Number	Contract	LHB	Wales
% of FP17s for the same patient ID Re-attending within 3 months - Children	45	744	6.0%	7.2%	11.3%
% of FP17s for the same patient ID Re-attending within 3 months - Adults	282	3,797	7.4%	14.1%	16.7%
% of FP17s for the same patient ID Re-attending between 3 & 9 months - Children	348	744	46.8%	53.8%	58.0%
% of FP17s for the same patient ID Re-attending between 3 & 9 months - Adults	1,767	3,797	46.5%	51.1%	53.7%
% of FP17s for Band 1 Urgent Courses	226	4,365	5.2%	8.9%	9.0%
% of FP17s Relating to Free Repair or Replacements	23	4,365	0.5%	0.6%	0.7%
% of FP17s Relating to Continuations	5	4,365	0.1%	0.7%	0.9%
% of Patients satisfied with the dentistry they have received	32	32	100.0%	94.1%	93.9%
% of Patients satisfied with the time they had to wait for an appointment	31	32	96.9%	91.8%	88.4%

* This is based on patients treated on this contract for their most recent course of treatment. Figures in italics indicate the base number of FP17s or Patient Questionnaire responses are less than 100. N/A is shown where the base number of responses is less than 10 during the period. % is calculated as Quantity/Base number*100

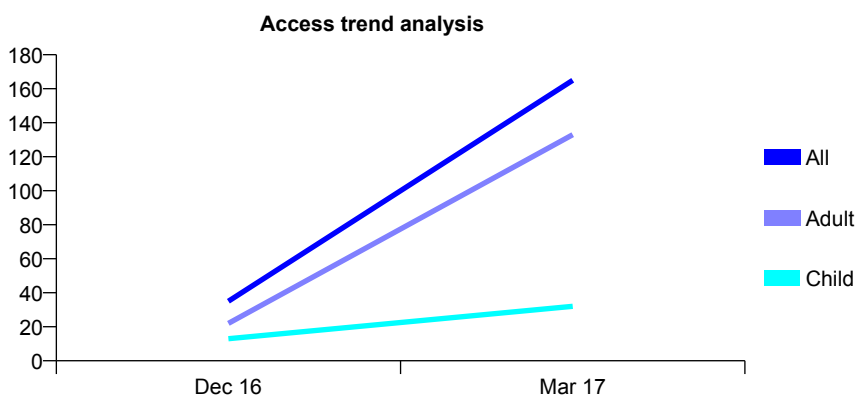
7A6 - Vital Signs At a Glance Contract Report for 100241/0000 - March 2017

Name or company name	Blackwood Dental Centre.
Contract type name	PDS Contract
Purpose of contract	General
Contract start date	01/12/2016
Contract end date	31/03/2017

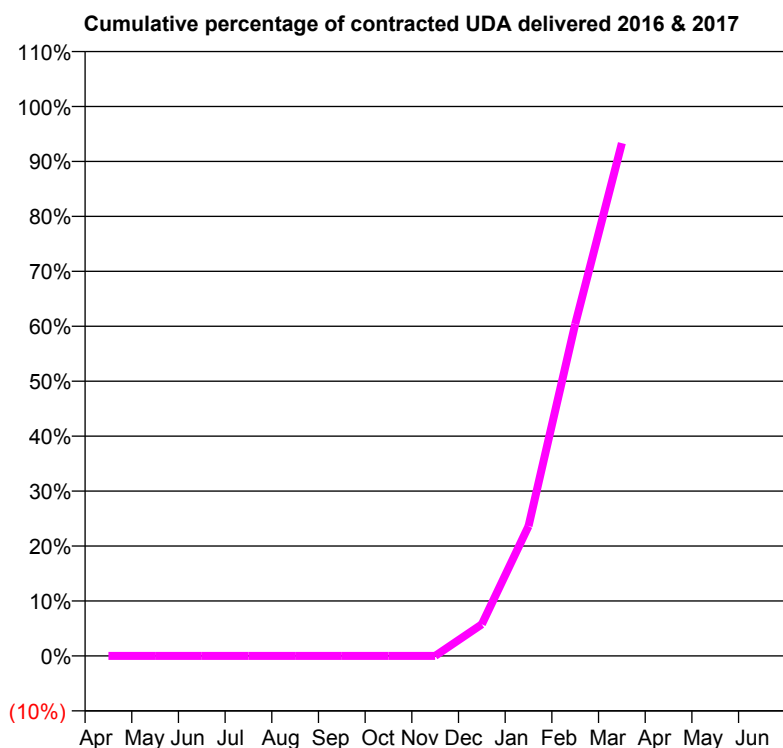
16/17 Contracted general activity (UDA)	650
Carry forward general activity (UDA)	0
16/17 Contracted orthodontic activity (UOA)	0
Carry forward orthodontic activity (UOA)	0
Baseline contract value	£15,164.50

ACCESS*

Patients seen in 24 months	Total	Change since previous quarter
Quarter ending March 2016	0	
Quarter ending June 2016	0	
Quarter ending September 2016	0	
Quarter ending December 2016	35	↑
Quarter ending March 2017	165	↑
Variance since March 2016	N/A	



ACTIVITY



Month	Adjusted Scheduled Activity (UDA)	
	2016	2017
April	0	0
May	0	0
June	0	0
July	0	0
August	0	0
September	0	0
October	0	0
November	0	0
December	0	37
January	0	154
February	0	393
March	0	607
April	0	
May	0	
June	0	

QUALITY

	Quantity	Base Number	Contract	LHB	Wales
% of FP17s for the same patient ID Re-attending within 3 months - Children	0	33	0.0%	8.9%	11.3%
% of FP17s for the same patient ID Re-attending within 3 months - Adults	4	149	2.7%	15.8%	16.7%
% of FP17s for the same patient ID Re-attending between 3 & 9 months - Children	0	33	0.0%	57.0%	58.0%
% of FP17s for the same patient ID Re-attending between 3 & 9 months - Adults	0	149	0.0%	53.2%	53.7%
% of FP17s for Band 1 Urgent Courses	3	182	1.6%	9.5%	9.0%
% of FP17s Relating to Free Repair or Replacements	0	182	0.0%	0.8%	0.7%
% of FP17s Relating to Continuations	4	182	2.2%	0.9%	0.9%
% of Patients satisfied with the dentistry they have received	0	0	N/A	93.1%	93.9%
% of Patients satisfied with the time they had to wait for an appointment	0	0	N/A	85.8%	88.4%

* This is based on patients treated on this contract for their most recent course of treatment. Figures in italics indicate the base number of FP17s or Patient Questionnaire responses are less than 100. N/A is shown where the base number of responses is less than 10 during the period. % is calculated as Quantity/Base number*100

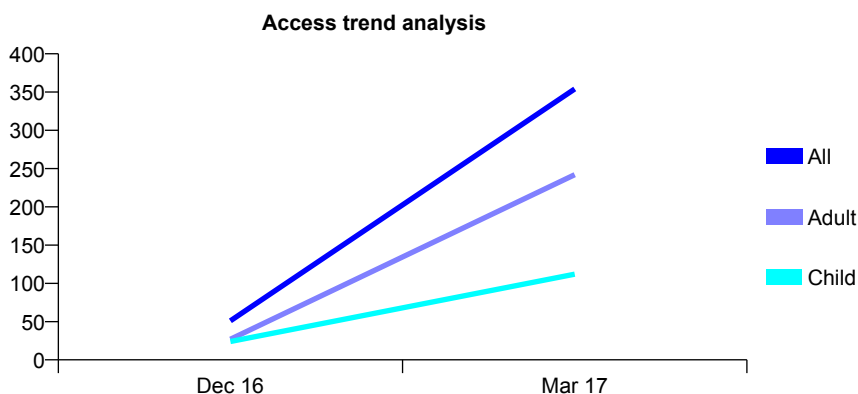
7A6 - Vital Signs At a Glance Contract Report for 100242/0000 - March 2017

Name or company name	Mr C Hall
Contract type name	PDS Contract
Purpose of contract	General
Contract start date	01/12/2016
Contract end date	31/03/2017

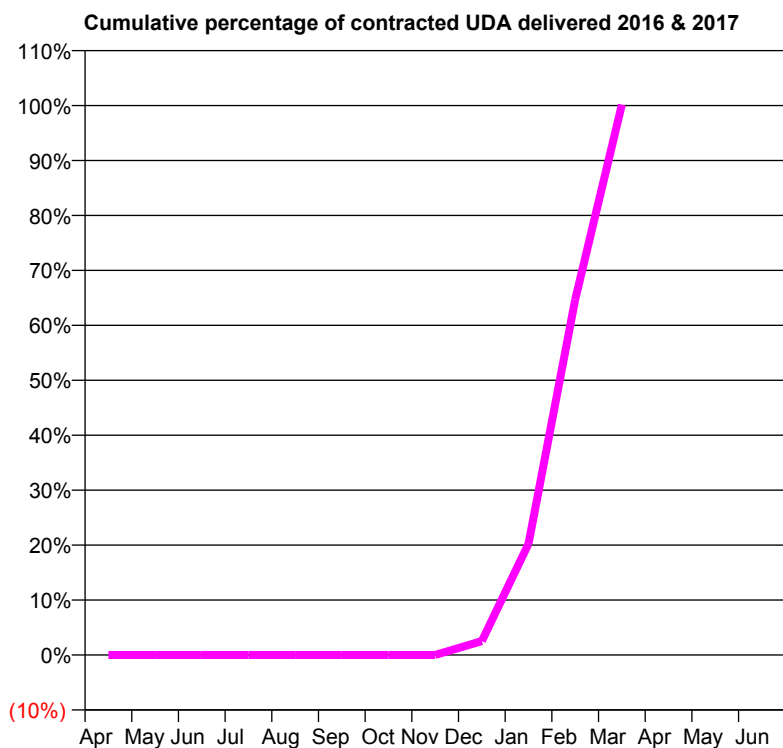
16/17 Contracted general activity (UDA)	1,034
Carry forward general activity (UDA)	0
16/17 Contracted orthodontic activity (UOA)	0
Carry forward orthodontic activity (UOA)	0
Baseline contract value	£24,123.22

ACCESS*

Patients seen in 24 months	Total	Change since previous quarter
Quarter ending March 2016	0	
Quarter ending June 2016	0	
Quarter ending September 2016	0	
Quarter ending December 2016	51	↑
Quarter ending March 2017	354	↑
Variance since March 2016	N/A	



ACTIVITY



Month	Adjusted Scheduled Activity (UDA)	
	2016	2017
April	0	0
May	0	0
June	0	0
July	0	0
August	0	0
September	0	0
October	0	0
November	0	0
December	0	26
January	0	209
February	0	669
March	0	1,036
April	0	
May	0	
June	0	

QUALITY

	Quantity	Base Number	Contract	LHB	Wales
% of FP17s for the same patient ID Re-attending within 3 months - Children	0	117	0.0%	8.9%	11.3%
% of FP17s for the same patient ID Re-attending within 3 months - Adults	1	257	0.4%	15.8%	16.7%
% of FP17s for the same patient ID Re-attending between 3 & 9 months - Children	0	117	0.0%	57.0%	58.0%
% of FP17s for the same patient ID Re-attending between 3 & 9 months - Adults	0	257	0.0%	53.2%	53.7%
% of FP17s for Band 1 Urgent Courses	23	374	6.1%	9.5%	9.0%
% of FP17s Relating to Free Repair or Replacements	0	374	0.0%	0.8%	0.7%
% of FP17s Relating to Continuations	0	374	0.0%	0.9%	0.9%
% of Patients satisfied with the dentistry they have received	0	0	N/A	93.1%	93.9%
% of Patients satisfied with the time they had to wait for an appointment	0	0	N/A	85.8%	88.4%

* This is based on patients treated on this contract for their most recent course of treatment. Figures in italics indicate the base number of FP17s or Patient Questionnaire responses are less than 100. N/A is shown where the base number of responses is less than 10 during the period. % is calculated as Quantity/Base number*100

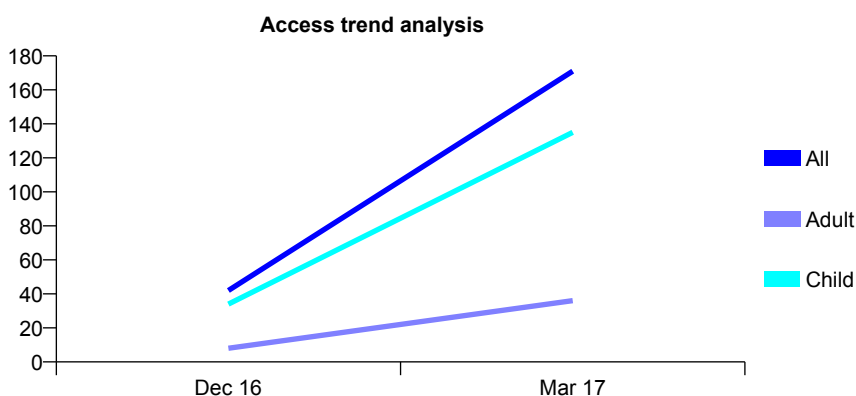
7A6 - Vital Signs At a Glance Contract Report for 100243/0000 - March 2017

Name or company name	L Smart
Contract type name	PDS Contract
Purpose of contract	General
Contract start date	01/12/2016
Contract end date	31/03/2017

16/17 Contracted general activity (UDA)	392
Carry forward general activity (UDA)	0
16/17 Contracted orthodontic activity (UOA)	0
Carry forward orthodontic activity (UOA)	0
Baseline contract value	£9,145.36

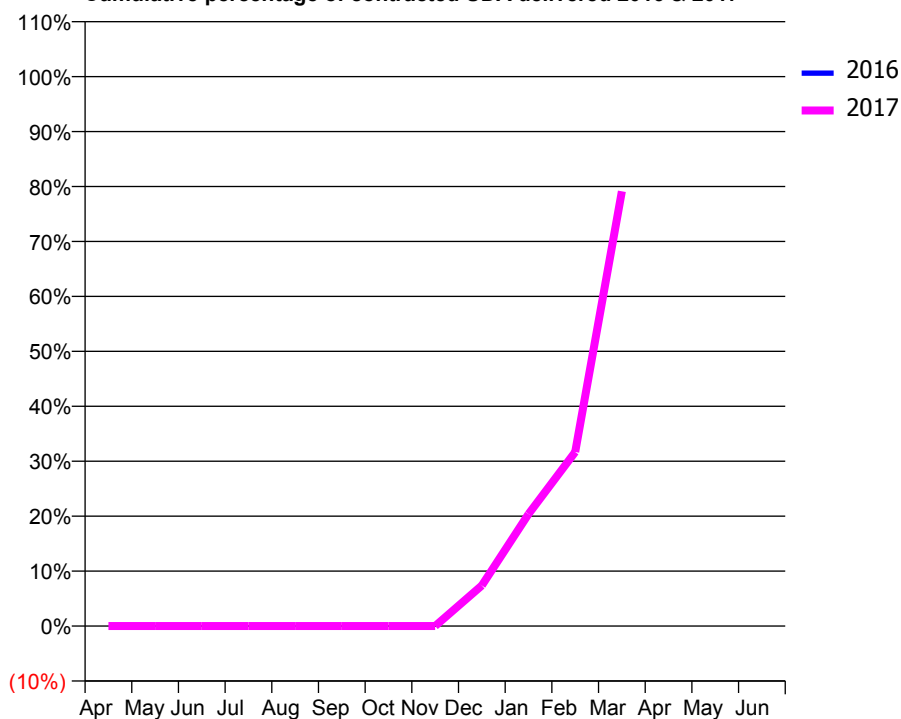
ACCESS*

Patients seen in 24 months	Total	Change since previous quarter
Quarter ending March 2016	0	
Quarter ending June 2016	0	
Quarter ending September 2016	0	
Quarter ending December 2016	42	↑
Quarter ending March 2017	171	↑
Variance since March 2016	N/A	



ACTIVITY

Cumulative percentage of contracted UDA delivered 2016 & 2017



Adjusted Scheduled Activity (UDA)

Month	2016	2017
April	0	0
May	0	0
June	0	0
July	0	0
August	0	0
September	0	0
October	0	0
November	0	0
December	0	29
January	0	80
February	0	124
March	0	310
April	0	
May	0	
June	0	

QUALITY

	Quantity	Base Number	Contract	LHB	Wales
% of FP17s for the same patient ID Re-attending within 3 months - Children	0	119	0.0%	8.9%	11.3%
% of FP17s for the same patient ID Re-attending within 3 months - Adults	0	30	0.0%	15.8%	16.7%
% of FP17s for the same patient ID Re-attending between 3 & 9 months - Children	0	119	0.0%	57.0%	58.0%
% of FP17s for the same patient ID Re-attending between 3 & 9 months - Adults	0	30	0.0%	53.2%	53.7%
% of FP17s for Band 1 Urgent Courses	1	149	0.7%	9.5%	9.0%
% of FP17s Relating to Free Repair or Replacements	0	149	0.0%	0.8%	0.7%
% of FP17s Relating to Continuations	0	149	0.0%	0.9%	0.9%
% of Patients satisfied with the dentistry they have received	0	0	N/A	93.1%	93.9%
% of Patients satisfied with the time they had to wait for an appointment	0	0	N/A	85.8%	88.4%

* This is based on patients treated on this contract for their most recent course of treatment. Figures in italics indicate the base number of FP17s or Patient Questionnaire responses are less than 100. N/A is shown where the base number of responses is less than 10 during the period. % is calculated as Quantity/Base number*100

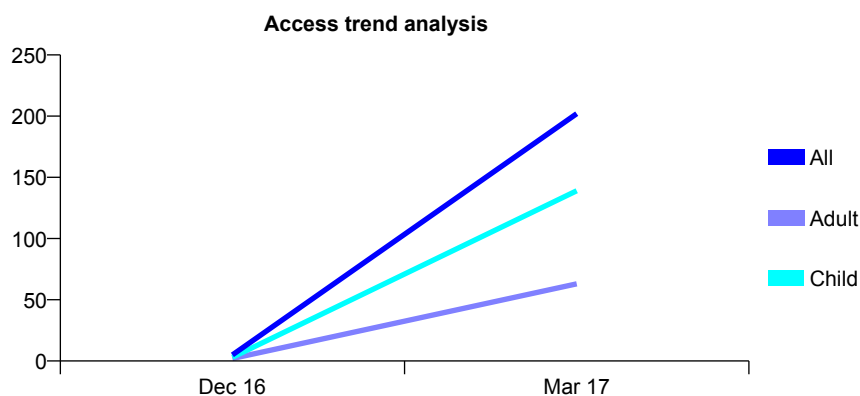
7A6 - Vital Signs At a Glance Contract Report for 100244/0000 - March 2017

Name or company name	Skyrunner Limited
Contract type name	PDS Contract
Purpose of contract	General
Contract start date	01/12/2016
Contract end date	31/03/2017

16/17 Contracted general activity (UDA)	500
Carry forward general activity (UDA)	0
16/17 Contracted orthodontic activity (UOA)	0
Carry forward orthodontic activity (UOA)	0
Baseline contract value	£11,665.00

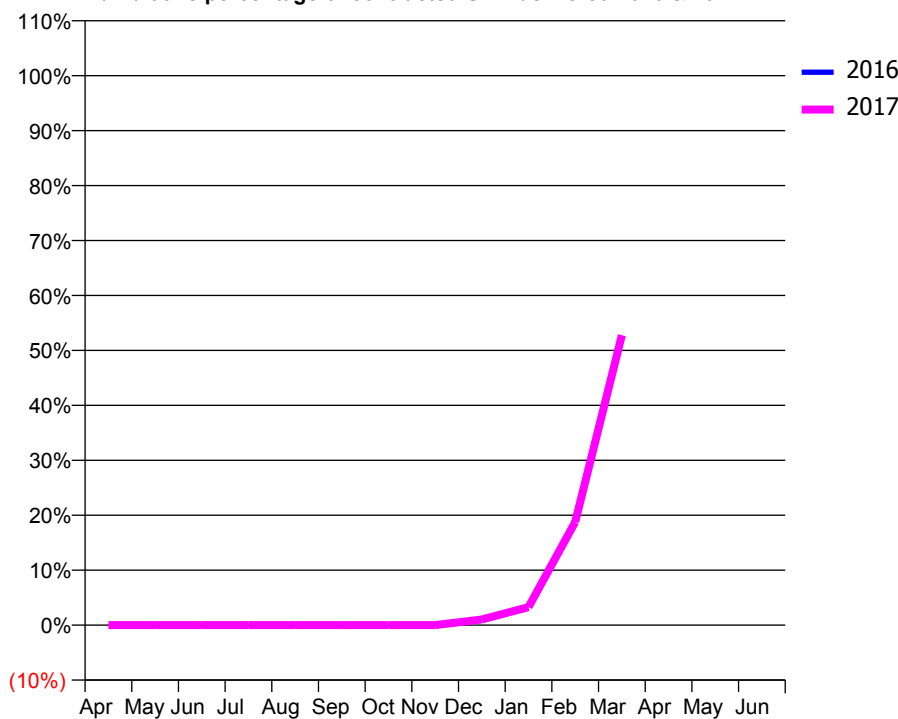
ACCESS*

Patients seen in 24 months	Total	Change since previous quarter
Quarter ending March 2016	0	
Quarter ending June 2016	0	
Quarter ending September 2016	0	
Quarter ending December 2016	5	↑
Quarter ending March 2017	202	↑
Variance since March 2016	N/A	



ACTIVITY

Cumulative percentage of contracted UDA delivered 2016 & 2017



Month	Adjusted Scheduled Activity (UDA)	
	2016	2017
April	0	0
May	0	0
June	0	0
July	0	0
August	0	0
September	0	0
October	0	0
November	0	0
December	0	5
January	0	16
February	0	94
March	0	264
April	0	
May	0	
June	0	

QUALITY

	Quantity	Base Number	Contract	LHB	Wales
% of FP17s for the same patient ID Re-attending within 3 months - Children	1	122	0.8%	8.9%	11.3%
% of FP17s for the same patient ID Re-attending within 3 months - Adults	1	53	1.9%	15.8%	16.7%
% of FP17s for the same patient ID Re-attending between 3 & 9 months - Children	0	122	0.0%	57.0%	58.0%
% of FP17s for the same patient ID Re-attending between 3 & 9 months - Adults	0	53	0.0%	53.2%	53.7%
% of FP17s for Band 1 Urgent Courses	9	175	5.1%	9.5%	9.0%
% of FP17s Relating to Free Repair or Replacements	0	175	0.0%	0.8%	0.7%
% of FP17s Relating to Continuations	0	175	0.0%	0.9%	0.9%
% of Patients satisfied with the dentistry they have received	0	0	N/A	93.1%	93.9%
% of Patients satisfied with the time they had to wait for an appointment	0	0	N/A	85.8%	88.4%

* This is based on patients treated on this contract for their most recent course of treatment. Figures in italics indicate the base number of FP17s or Patient Questionnaire responses are less than 100. N/A is shown where the base number of responses is less than 10 during the period. % is calculated as Quantity/Base number*100

7A6 - Vital Signs At a Glance Contract Report for 100245/0000 - March 2017


Name or company name	MR DJ SRIVASTAVA
Contract type name	PDS Contract
Purpose of contract	General
Contract start date	01/12/2016
Contract end date	31/03/2017

16/17 Contracted general activity (UDA)	250
Carry forward general activity (UDA)	0
16/17 Contracted orthodontic activity (UOA)	0
Carry forward orthodontic activity (UOA)	0
Baseline contract value	£5,832.50

ACCESS*

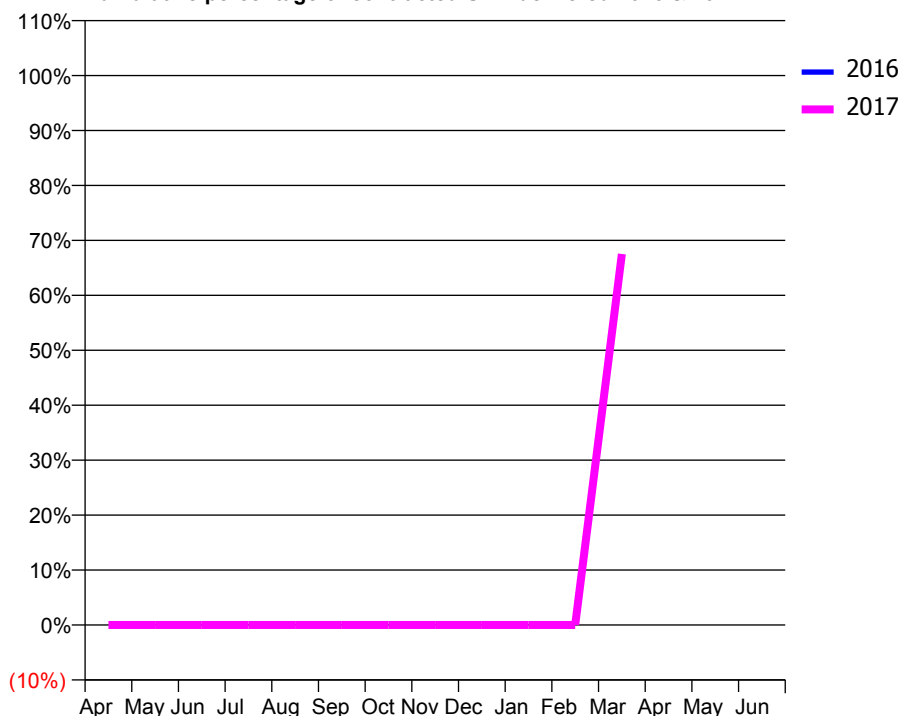
Patients seen in 24 months	Total	Change since previous quarter
Quarter ending March 2016	0	
Quarter ending June 2016	0	
Quarter ending September 2016	0	
Quarter ending December 2016	0	
Quarter ending March 2017	111	
Variance since March 2016	N/A	

Access trend analysis



ACTIVITY

Cumulative percentage of contracted UDA delivered 2016 & 2017



Month	Adjusted Scheduled Activity (UDA)	
	2016	2017
April	0	0
May	0	0
June	0	0
July	0	0
August	0	0
September	0	0
October	0	0
November	0	0
December	0	0
January	0	0
February	0	0
March	0	169
April	0	
May	0	
June	0	

QUALITY

	Quantity	Base Number	Contract	LHB	Wales
% of FP17s for the same patient ID Re-attending within 3 months - Children	0	14	0.0%	8.9%	11.3%
% of FP17s for the same patient ID Re-attending within 3 months - Adults	0	74	0.0%	15.8%	16.7%
% of FP17s for the same patient ID Re-attending between 3 & 9 months - Children	0	14	0.0%	57.0%	58.0%
% of FP17s for the same patient ID Re-attending between 3 & 9 months - Adults	0	74	0.0%	53.2%	53.7%
% of FP17s for Band 1 Urgent Courses	4	88	4.5%	9.5%	9.0%
% of FP17s Relating to Free Repair or Replacements	0	88	0.0%	0.8%	0.7%
% of FP17s Relating to Continuations	0	88	0.0%	0.9%	0.9%
% of Patients satisfied with the dentistry they have received	0	0	N/A	93.1%	93.9%
% of Patients satisfied with the time they had to wait for an appointment	0	0	N/A	85.8%	88.4%

* This is based on patients treated on this contract for their most recent course of treatment. Figures in italics indicate the base number of FP17s or Patient Questionnaire responses are less than 100. N/A is shown where the base number of responses is less than 10 during the period. % is calculated as Quantity/Base number*100

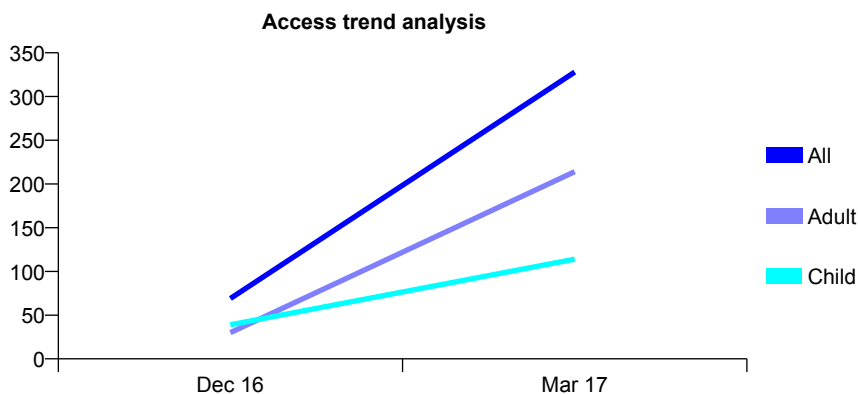
7A6 - Vital Signs At a Glance Contract Report for 100246/0000 - March 2017

Name or company name	Grove Surgery Ltd
Contract type name	PDS Contract
Purpose of contract	General
Contract start date	01/12/2016
Contract end date	31/03/2017

16/17 Contracted general activity (UDA)	800
Carry forward general activity (UDA)	0
16/17 Contracted orthodontic activity (UOA)	0
Carry forward orthodontic activity (UOA)	0
Baseline contract value	£18,664.00

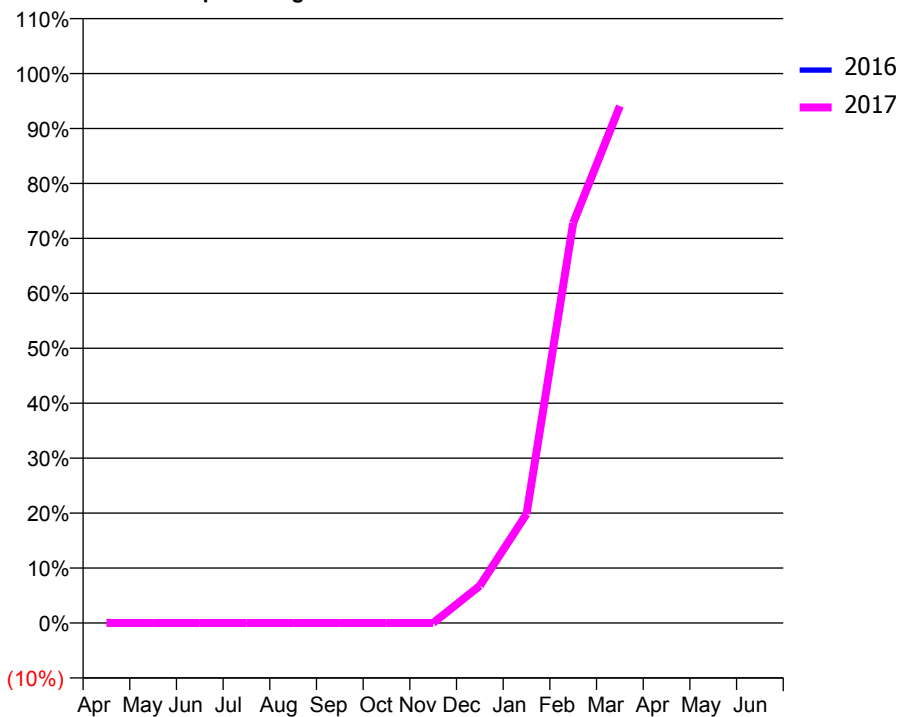
ACCESS*

Patients seen in 24 months	Total	Change since previous quarter
Quarter ending March 2016	0	
Quarter ending June 2016	0	
Quarter ending September 2016	0	
Quarter ending December 2016	69	↑
Quarter ending March 2017	328	↑
Variance since March 2016	N/A	



ACTIVITY

Cumulative percentage of contracted UDA delivered 2016 & 2017



Month	Adjusted Scheduled Activity (UDA)	
	2016	2017
April	0	0
May	0	0
June	0	0
July	0	0
August	0	0
September	0	0
October	0	0
November	0	0
December	0	54
January	0	159
February	0	582
March	0	753
April	0	
May	0	
June	0	

QUALITY

	Quantity	Base Number	Contract	LHB	Wales
% of FP17s for the same patient ID Re-attending within 3 months - Children	0	121	0.0%	8.9%	11.3%
% of FP17s for the same patient ID Re-attending within 3 months - Adults	13	230	5.7%	15.8%	16.7%
% of FP17s for the same patient ID Re-attending between 3 & 9 months - Children	0	121	0.0%	57.0%	58.0%
% of FP17s for the same patient ID Re-attending between 3 & 9 months - Adults	0	230	0.0%	53.2%	53.7%
% of FP17s for Band 1 Urgent Courses	53	351	15.1%	9.5%	9.0%
% of FP17s Relating to Free Repair or Replacements	1	351	0.3%	0.8%	0.7%
% of FP17s Relating to Continuations	2	351	0.6%	0.9%	0.9%
% of Patients satisfied with the dentistry they have received	0	0	N/A	93.1%	93.9%
% of Patients satisfied with the time they had to wait for an appointment	0	0	N/A	85.8%	88.4%

* This is based on patients treated on this contract for their most recent course of treatment. Figures in italics indicate the base number of FP17s or Patient Questionnaire responses are less than 100. N/A is shown where the base number of responses is less than 10 during the period. % is calculated as Quantity/Base number*100

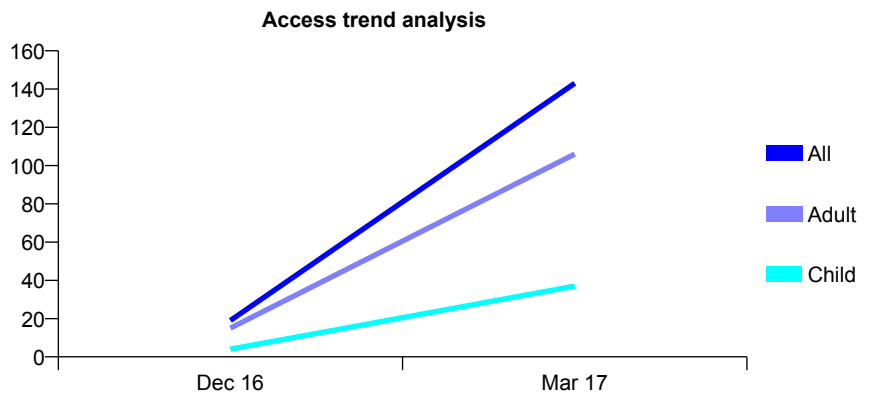
7A6 - Vital Signs At a Glance Contract Report for 100247/0000 - March 2017

Name or company name	Thomas and Stroud Dental Surgery
Contract type name	PDS Contract
Purpose of contract	General
Contract start date	01/12/2016
Contract end date	31/03/2017

16/17 Contracted general activity (UDA)	350
Carry forward general activity (UDA)	0
16/17 Contracted orthodontic activity (UOA)	0
Carry forward orthodontic activity (UOA)	0
Baseline contract value	£8,165.50

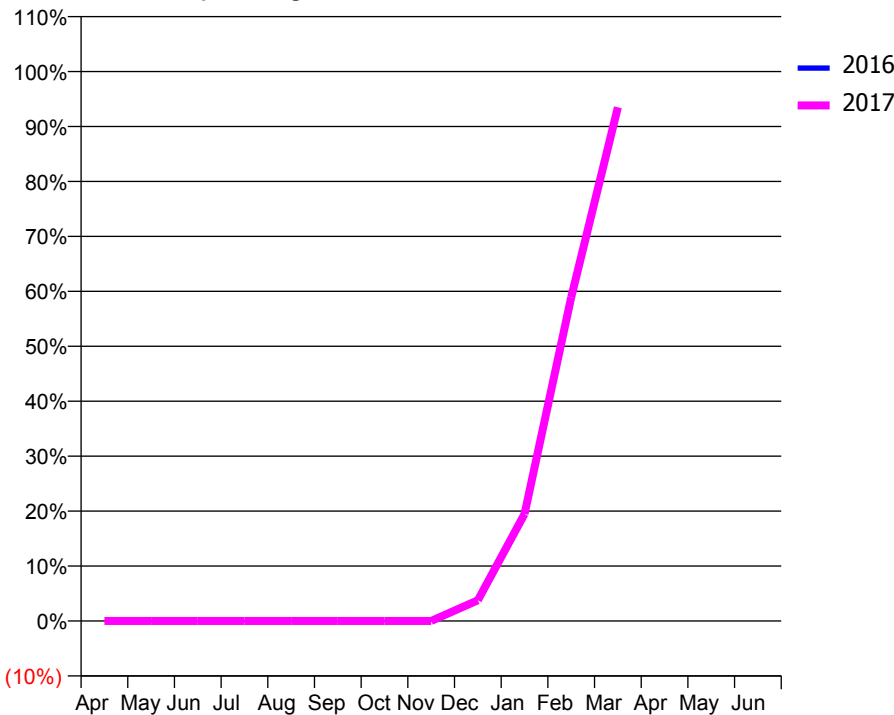
ACCESS*

Patients seen in 24 months	Total	Change since previous quarter
Quarter ending March 2016	0	
Quarter ending June 2016	0	
Quarter ending September 2016	0	
Quarter ending December 2016	19	↑
Quarter ending March 2017	143	↑
Variance since March 2016	N/A	



ACTIVITY

Cumulative percentage of contracted UDA delivered 2016 & 2017



Month	Adjusted Scheduled Activity (UDA)	
	2016	2017
April	0	0
May	0	0
June	0	0
July	0	0
August	0	0
September	0	0
October	0	0
November	0	0
December	0	13
January	0	68
February	0	206
March	0	327
April	0	
May	0	
June	0	

QUALITY

	Quantity	Base Number	Contract	LHB	Wales
% of FP17s for the same patient ID Re-attending within 3 months - Children	0	38	0.0%	8.9%	11.3%
% of FP17s for the same patient ID Re-attending within 3 months - Adults	0	109	0.0%	15.8%	16.7%
% of FP17s for the same patient ID Re-attending between 3 & 9 months - Children	0	38	0.0%	57.0%	58.0%
% of FP17s for the same patient ID Re-attending between 3 & 9 months - Adults	0	109	0.0%	53.2%	53.7%
% of FP17s for Band 1 Urgent Courses	1	147	0.7%	9.5%	9.0%
% of FP17s Relating to Free Repair or Replacements	0	147	0.0%	0.8%	0.7%
% of FP17s Relating to Continuations	0	147	0.0%	0.9%	0.9%
% of Patients satisfied with the dentistry they have received	0	0	N/A	93.1%	93.9%
% of Patients satisfied with the time they had to wait for an appointment	0	0	N/A	85.8%	88.4%

* This is based on patients treated on this contract for their most recent course of treatment. Figures in italics indicate the base number of FP17s or Patient Questionnaire responses are less than 100. N/A is shown where the base number of responses is less than 10 during the period. % is calculated as Quantity/Base number*100

7A6 - Vital Signs At a Glance Contract Report for 100248/0000 - March 2017


Name or company name	Harj Consultancy Ltd
Contract type name	PDS Contract
Purpose of contract	General
Contract start date	01/12/2016
Contract end date	31/03/2017

16/17 Contracted general activity (UDA)	550
Carry forward general activity (UDA)	0
16/17 Contracted orthodontic activity (UOA)	0
Carry forward orthodontic activity (UOA)	0
Baseline contract value	£12,831.50

ACCESS*

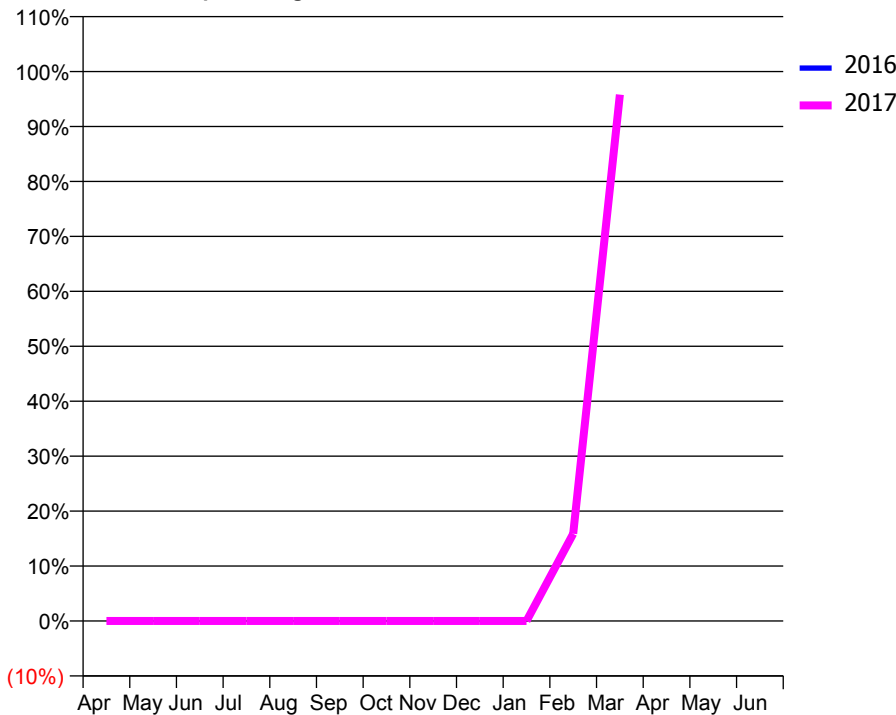
Patients seen in 24 months	Total	Change since previous quarter
Quarter ending March 2016	0	
Quarter ending June 2016	0	
Quarter ending September 2016	0	
Quarter ending December 2016	0	
Quarter ending March 2017	254	
Variance since March 2016	N/A	

Access trend analysis



ACTIVITY

Cumulative percentage of contracted UDA delivered 2016 & 2017



Month	Adjusted Scheduled Activity (UDA)	
	2016	2017
April	0	0
May	0	0
June	0	0
July	0	0
August	0	0
September	0	0
October	0	0
November	0	0
December	0	0
January	0	0
February	0	87
March	0	527
April	0	
May	0	
June	0	

QUALITY

	Quantity	Base Number	Contract	LHB	Wales
% of FP17s for the same patient ID Re-attending within 3 months - Children	1	164	0.6%	8.9%	11.3%
% of FP17s for the same patient ID Re-attending within 3 months - Adults	0	77	0.0%	15.8%	16.7%
% of FP17s for the same patient ID Re-attending between 3 & 9 months - Children	0	164	0.0%	57.0%	58.0%
% of FP17s for the same patient ID Re-attending between 3 & 9 months - Adults	0	77	0.0%	53.2%	53.7%
% of FP17s for Band 1 Urgent Courses	4	241	1.7%	9.5%	9.0%
% of FP17s Relating to Free Repair or Replacements	0	241	0.0%	0.8%	0.7%
% of FP17s Relating to Continuations	0	241	0.0%	0.9%	0.9%
% of Patients satisfied with the dentistry they have received	0	0	N/A	93.1%	93.9%
% of Patients satisfied with the time they had to wait for an appointment	0	0	N/A	85.8%	88.4%

* This is based on patients treated on this contract for their most recent course of treatment. Figures in italics indicate the base number of FP17s or Patient Questionnaire responses are less than 100. N/A is shown where the base number of responses is less than 10 during the period. % is calculated as Quantity/Base number*100

7A6 - Vital Signs At a Glance Contract Report for 100251/0000 - March 2017


Name or company name	Noblecourt Ltd & Northberry Ltd
Contract type name	PDS Contract
Purpose of contract	General
Contract start date	01/12/2016
Contract end date	31/03/2017

16/17 Contracted general activity (UDA)	758
Carry forward general activity (UDA)	0
16/17 Contracted orthodontic activity (UOA)	0
Carry forward orthodontic activity (UOA)	0
Baseline contract value	£17,684.14

ACCESS*

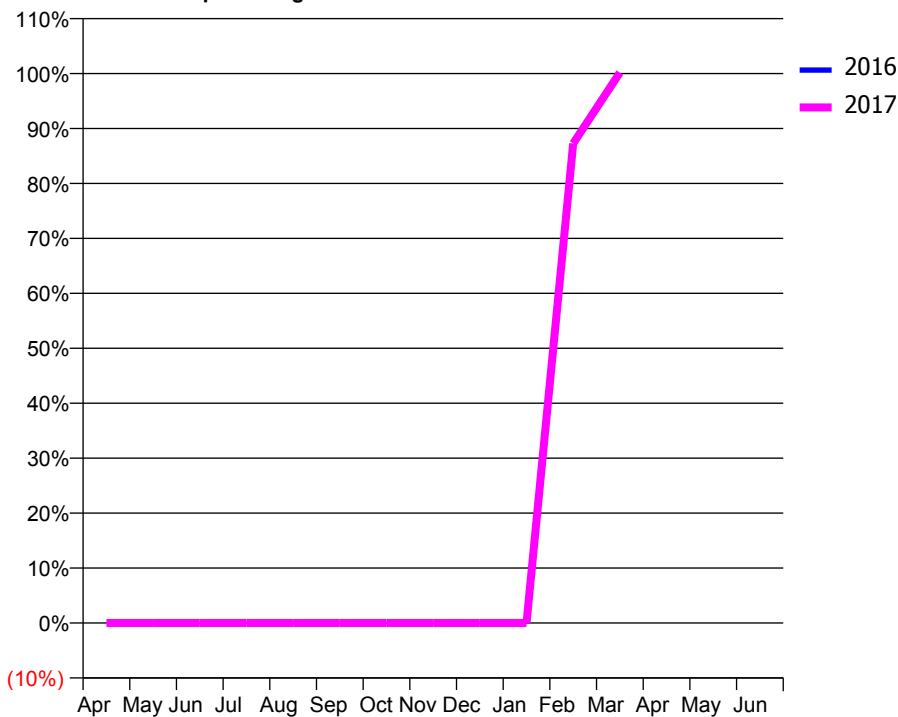
Patients seen in 24 months	Total	Change since previous quarter
Quarter ending March 2016	0	
Quarter ending June 2016	0	
Quarter ending September 2016	0	
Quarter ending December 2016	0	
Quarter ending March 2017	316	
Variance since March 2016	N/A	

Access trend analysis



ACTIVITY

Cumulative percentage of contracted UDA delivered 2016 & 2017



Month	Adjusted Scheduled Activity (UDA)	
	2016	2017
April	0	0
May	0	0
June	0	0
July	0	0
August	0	0
September	0	0
October	0	0
November	0	0
December	0	0
January	0	0
February	0	662
March	0	759
April	0	
May	0	
June	0	

QUALITY

	Quantity	Base Number	Contract	LHB	Wales
% of FP17s for the same patient ID Re-attending within 3 months - Children	0	103	0.0%	8.9%	11.3%
% of FP17s for the same patient ID Re-attending within 3 months - Adults	2	240	0.8%	15.8%	16.7%
% of FP17s for the same patient ID Re-attending between 3 & 9 months - Children	0	103	0.0%	57.0%	58.0%
% of FP17s for the same patient ID Re-attending between 3 & 9 months - Adults	0	240	0.0%	53.2%	53.7%
% of FP17s for Band 1 Urgent Courses	21	343	6.1%	9.5%	9.0%
% of FP17s Relating to Free Repair or Replacements	5	343	1.5%	0.8%	0.7%
% of FP17s Relating to Continuations	0	343	0.0%	0.9%	0.9%
% of Patients satisfied with the dentistry they have received	0	0	N/A	93.1%	93.9%
% of Patients satisfied with the time they had to wait for an appointment	0	0	N/A	85.8%	88.4%

* This is based on patients treated on this contract for their most recent course of treatment. Figures in italics indicate the base number of FP17s or Patient Questionnaire responses are less than 100. N/A is shown where the base number of responses is less than 10 during the period. % is calculated as Quantity/Base number*100

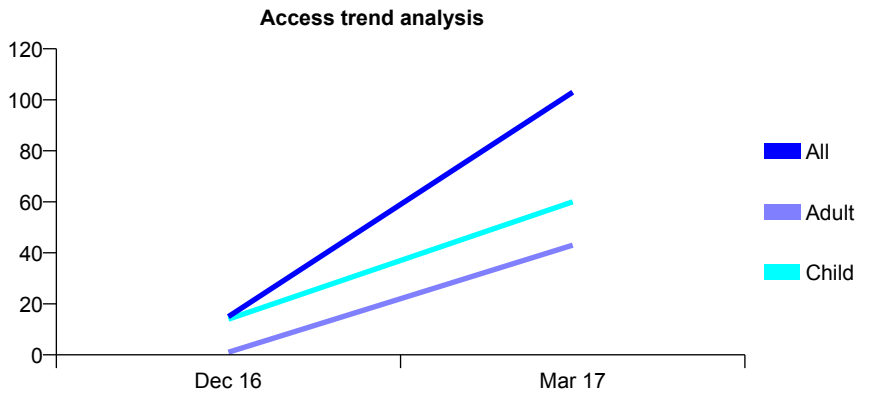
7A6 - Vital Signs At a Glance Contract Report for 100252/0000 - March 2017

Name or company name	MR PL DAVIES
Contract type name	PDS Contract
Purpose of contract	General
Contract start date	01/12/2016
Contract end date	31/03/2017

16/17 Contracted general activity (UDA)	400
Carry forward general activity (UDA)	0
16/17 Contracted orthodontic activity (UOA)	0
Carry forward orthodontic activity (UOA)	0
Baseline contract value	£9,332.00

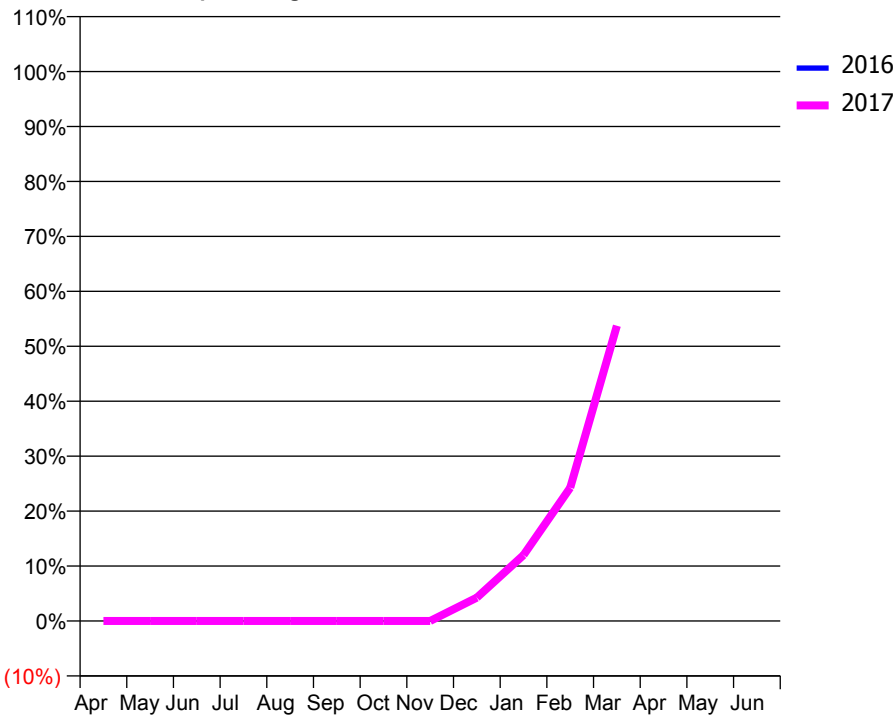
ACCESS*

Patients seen in 24 months	Total	Change since previous quarter
Quarter ending March 2016	0	
Quarter ending June 2016	0	
Quarter ending September 2016	0	
Quarter ending December 2016	15	↑
Quarter ending March 2017	103	↑
Variance since March 2016	N/A	



ACTIVITY

Cumulative percentage of contracted UDA delivered 2016 & 2017



Month	Adjusted Scheduled Activity (UDA)	
	2016	2017
April	0	0
May	0	0
June	0	0
July	0	0
August	0	0
September	0	0
October	0	0
November	0	0
December	0	17
January	0	48
February	0	97
March	0	215
April	0	
May	0	
June	0	

QUALITY

	Quantity	Base Number	Contract	LHB	Wales
% of FP17s for the same patient ID Re-attending within 3 months - Children	1	54	1.9%	8.9%	11.3%
% of FP17s for the same patient ID Re-attending within 3 months - Adults	0	23	0.0%	15.8%	16.7%
% of FP17s for the same patient ID Re-attending between 3 & 9 months - Children	0	54	0.0%	57.0%	58.0%
% of FP17s for the same patient ID Re-attending between 3 & 9 months - Adults	0	23	0.0%	53.2%	53.7%
% of FP17s for Band 1 Urgent Courses	0	77	0.0%	9.5%	9.0%
% of FP17s Relating to Free Repair or Replacements	0	77	0.0%	0.8%	0.7%
% of FP17s Relating to Continuations	1	77	1.3%	0.9%	0.9%
% of Patients satisfied with the dentistry they have received	0	0	N/A	93.1%	93.9%
% of Patients satisfied with the time they had to wait for an appointment	0	0	N/A	85.8%	88.4%

* This is based on patients treated on this contract for their most recent course of treatment. Figures in italics indicate the base number of FP17s or Patient Questionnaire responses are less than 100. N/A is shown where the base number of responses is less than 10 during the period. % is calculated as Quantity/Base number*100

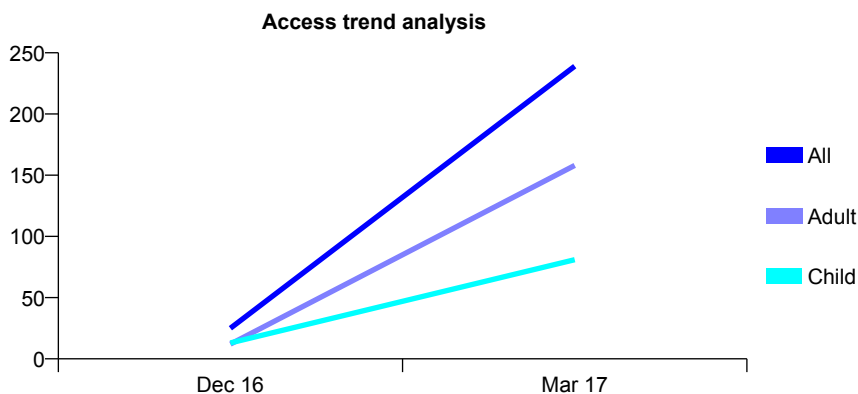
7A6 - Vital Signs At a Glance Contract Report for 100253/0000 - March 2017

Name or company name	Cwmbran Dental Spa
Contract type name	PDS Contract
Purpose of contract	General
Contract start date	01/12/2016
Contract end date	31/03/2017

16/17 Contracted general activity (UDA)	750
Carry forward general activity (UDA)	0
16/17 Contracted orthodontic activity (UOA)	0
Carry forward orthodontic activity (UOA)	0
Baseline contract value	£17,497.50

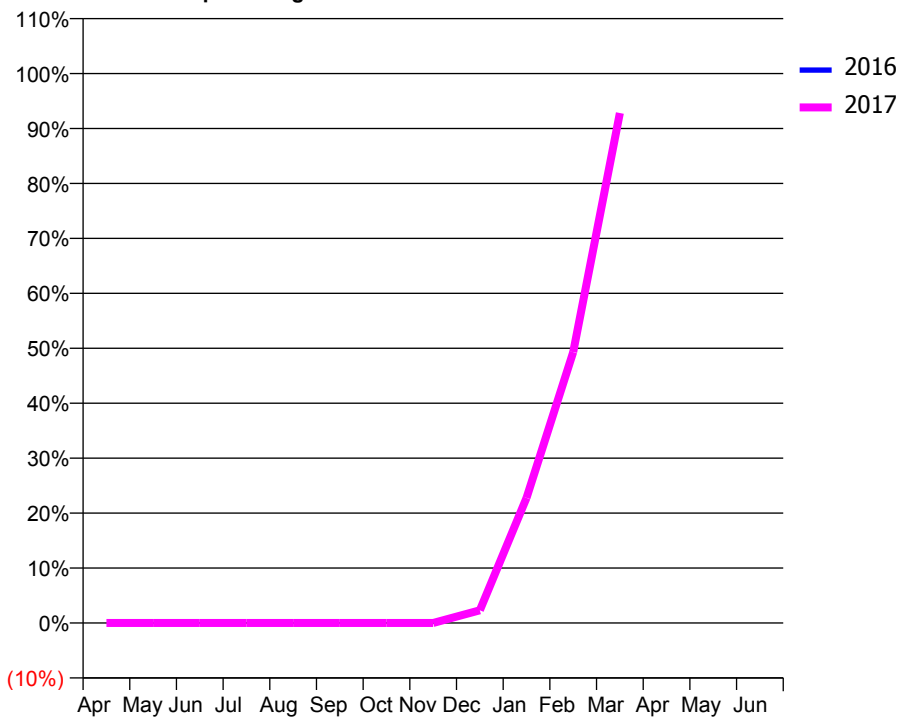
ACCESS*

Patients seen in 24 months	Total	Change since previous quarter
Quarter ending March 2016	0	
Quarter ending June 2016	0	
Quarter ending September 2016	0	
Quarter ending December 2016	25	↑
Quarter ending March 2017	239	↑
Variance since March 2016	N/A	



ACTIVITY

Cumulative percentage of contracted UDA delivered 2016 & 2017



Month	Adjusted Scheduled Activity (UDA)	
	2016	2017
April	0	0
May	0	0
June	0	0
July	0	0
August	0	0
September	0	0
October	0	0
November	0	0
December	0	17
January	0	171
February	0	370
March	0	696
April	0	
May	0	
June	0	

QUALITY

	Quantity	Base Number	Contract	LHB	Wales
% of FP17s for the same patient ID Re-attending within 3 months - Children	1	87	1.1%	8.9%	11.3%
% of FP17s for the same patient ID Re-attending within 3 months - Adults	6	180	3.3%	15.8%	16.7%
% of FP17s for the same patient ID Re-attending between 3 & 9 months - Children	0	87	0.0%	57.0%	58.0%
% of FP17s for the same patient ID Re-attending between 3 & 9 months - Adults	0	180	0.0%	53.2%	53.7%
% of FP17s for Band 1 Urgent Courses	30	267	11.2%	9.5%	9.0%
% of FP17s Relating to Free Repair or Replacements	2	267	0.7%	0.8%	0.7%
% of FP17s Relating to Continuations	2	267	0.7%	0.9%	0.9%
% of Patients satisfied with the dentistry they have received	0	0	N/A	93.1%	93.9%
% of Patients satisfied with the time they had to wait for an appointment	0	0	N/A	85.8%	88.4%

* This is based on patients treated on this contract for their most recent course of treatment. Figures in italics indicate the base number of FP17s or Patient Questionnaire responses are less than 100. N/A is shown where the base number of responses is less than 10 during the period. % is calculated as Quantity/Base number*100

7A6 - Vital Signs At a Glance Contract Report for 100254/0000 - March 2017


Name or company name	Kensington Court Anaesthetic Clinic
Contract type name	PDS Contract
Purpose of contract	General
Contract start date	01/12/2016
Contract end date	31/03/2017

16/17 Contracted general activity (UDA)	350
Carry forward general activity (UDA)	0
16/17 Contracted orthodontic activity (UOA)	0
Carry forward orthodontic activity (UOA)	0
Baseline contract value	£8,165.50

ACCESS*

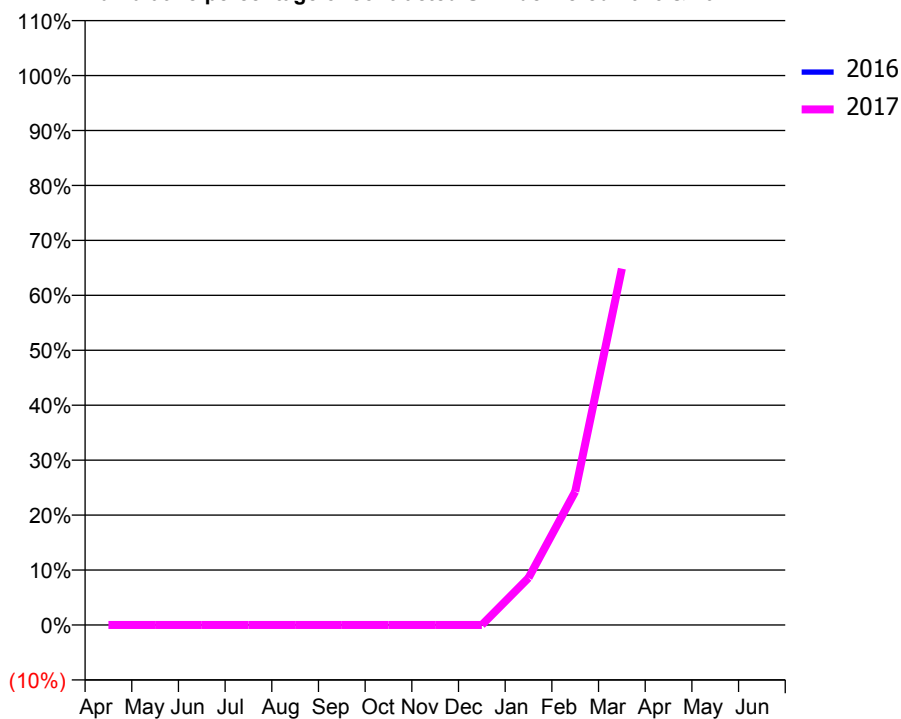
Patients seen in 24 months	Total	Change since previous quarter
Quarter ending March 2016	0	
Quarter ending June 2016	0	
Quarter ending September 2016	0	
Quarter ending December 2016	0	
Quarter ending March 2017	88	
Variance since March 2016	N/A	

Access trend analysis



ACTIVITY

Cumulative percentage of contracted UDA delivered 2016 & 2017



Month	Adjusted Scheduled Activity (UDA)	
	2016	2017
April	0	0
May	0	0
June	0	0
July	0	0
August	0	0
September	0	0
October	0	0
November	0	0
December	0	0
January	0	30
February	0	85
March	0	227
April	0	
May	0	
June	0	

QUALITY

	Quantity	Base Number	Contract	LHB	Wales
% of FP17s for the same patient ID Re-attending within 3 months - Children	0	25	0.0%	8.9%	11.3%
% of FP17s for the same patient ID Re-attending within 3 months - Adults	1	62	1.6%	15.8%	16.7%
% of FP17s for the same patient ID Re-attending between 3 & 9 months - Children	0	25	0.0%	57.0%	58.0%
% of FP17s for the same patient ID Re-attending between 3 & 9 months - Adults	0	62	0.0%	53.2%	53.7%
% of FP17s for Band 1 Urgent Courses	0	87	0.0%	9.5%	9.0%
% of FP17s Relating to Free Repair or Replacements	0	87	0.0%	0.8%	0.7%
% of FP17s Relating to Continuations	0	87	0.0%	0.9%	0.9%
% of Patients satisfied with the dentistry they have received	0	0	N/A	93.1%	93.9%
% of Patients satisfied with the time they had to wait for an appointment	0	0	N/A	85.8%	88.4%

* This is based on patients treated on this contract for their most recent course of treatment. Figures in italics indicate the base number of FP17s or Patient Questionnaire responses are less than 100. N/A is shown where the base number of responses is less than 10 during the period. % is calculated as Quantity/Base number*100

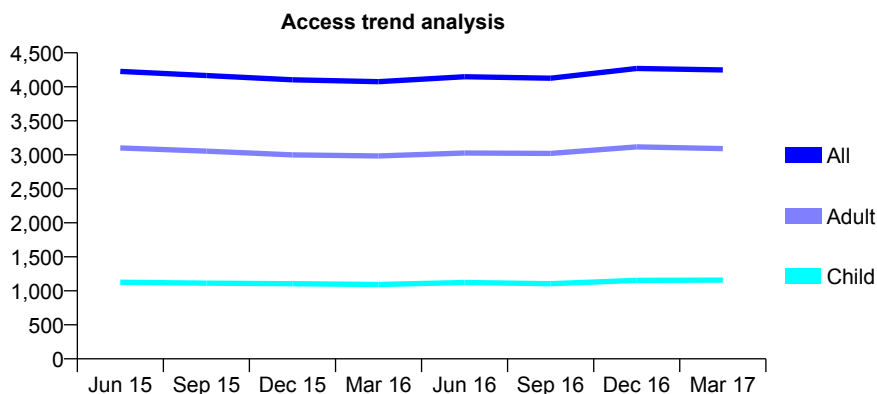
7A6 - Vital Signs At a Glance Contract Report for 101281/0135 - March 2017

Name or company name	OASIS DENTAL CARE LTD
Contract type name	GDS Contract
Purpose of contract	General
Contract start date	01/04/2006
Contract end date	

16/17 Contracted general activity (UDA)	16,432
Carry forward general activity (UDA)	-732
16/17 Contracted orthodontic activity (UOA)	0
Carry forward orthodontic activity (UOA)	0
Baseline contract value	£401,845.44

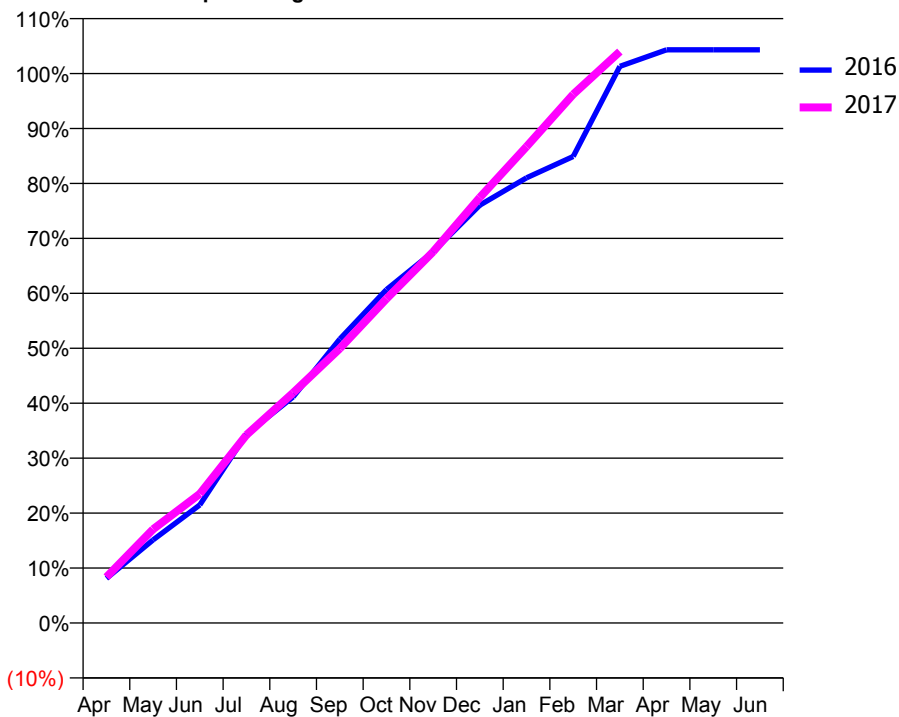
ACCESS*

Patients seen in 24 months	Total	Change since previous quarter
Quarter ending March 2016	4,076	
Quarter ending June 2016	4,148	→
Quarter ending September 2016	4,126	→
Quarter ending December 2016	4,269	↑
Quarter ending March 2017	4,248	→
Variance since March 2016	4.2%	↑



ACTIVITY

Cumulative percentage of contracted UDA delivered 2016 & 2017



Month	Adjusted Scheduled Activity (UDA)	
	2016	2017
April	1,334	1,374
May	2,486	2,806
June	3,533	3,861
July	5,645	5,624
August	6,761	6,883
September	8,492	8,209
October	9,969	9,697
November	11,104	11,104
December	12,494	12,726
January	13,314	14,244
February	13,951	15,807
March	16,647	17,088
April	17,139	
May	17,139	
June	17,139	

QUALITY

	Quantity	Base Number	Contract	LHB	Wales
% of FP17s for the same patient ID Re-attending within 3 months - Children	192	1,969	9.8%	8.9%	11.3%
% of FP17s for the same patient ID Re-attending within 3 months - Adults	1,029	5,438	18.9%	15.8%	16.7%
% of FP17s for the same patient ID Re-attending between 3 & 9 months - Children	1,264	1,969	64.2%	57.0%	58.0%
% of FP17s for the same patient ID Re-attending between 3 & 9 months - Adults	3,288	5,438	60.5%	53.2%	53.7%
% of FP17s for Band 1 Urgent Courses	705	7,186	9.8%	9.5%	9.0%
% of FP17s Relating to Free Repair or Replacements	77	7,186	1.1%	0.8%	0.7%
% of FP17s Relating to Continuations	164	7,186	2.3%	0.9%	0.9%
% of Patients satisfied with the dentistry they have received	21	23	91.3%	93.1%	93.9%
% of Patients satisfied with the time they had to wait for an appointment	19	23	82.6%	85.8%	88.4%

* This is based on patients treated on this contract for their most recent course of treatment. Figures in italics indicate the base number of FP17s or Patient Questionnaire responses are less than 100. N/A is shown where the base number of responses is less than 10 during the period. % is calculated as Quantity/Base number*100

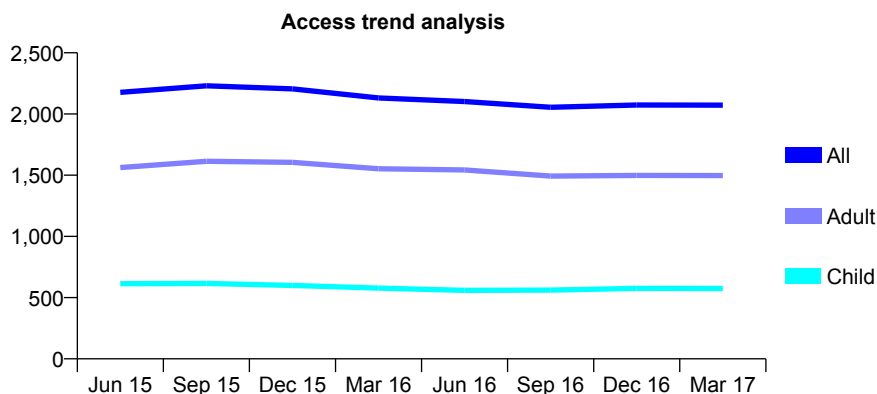
7A6 - Vital Signs At a Glance Contract Report for 101281/0136 - March 2017

Name or company name	OASIS DENTAL CARE LTD
Contract type name	GDS Contract
Purpose of contract	General
Contract start date	01/04/2006
Contract end date	

16/17 Contracted general activity (UDA)	6,487
Carry forward general activity (UDA)	31
16/17 Contracted orthodontic activity (UOA)	0
Carry forward orthodontic activity (UOA)	0
Baseline contract value	£161,226.65

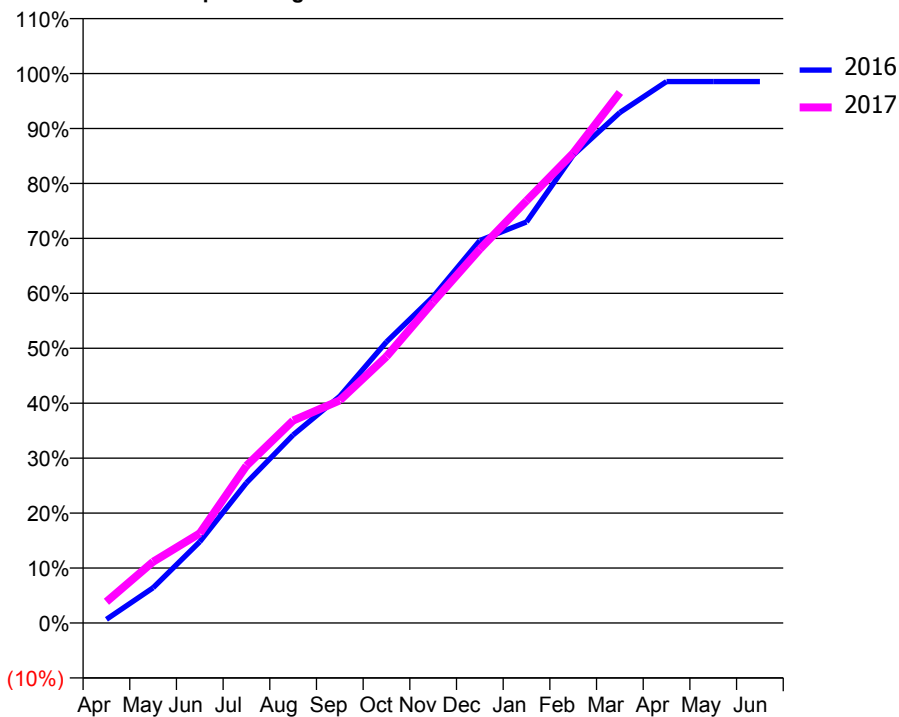
ACCESS*

Patients seen in 24 months	Total	Change since previous quarter
Quarter ending March 2016	2,131	
Quarter ending June 2016	2,102	↓
Quarter ending September 2016	2,055	↓
Quarter ending December 2016	2,074	→
Quarter ending March 2017	2,072	→
Variance since March 2016	(2.8%)	↓



ACTIVITY

Cumulative percentage of contracted UDA delivered 2016 & 2017



Month	Adjusted Scheduled Activity (UDA)	
	2016	2017
April	43	252
May	416	724
June	959	1,059
July	1,655	1,857
August	2,221	2,390
September	2,676	2,629
October	3,319	3,147
November	3,852	3,789
December	4,516	4,413
January	4,735	4,985
February	5,524	5,547
March	6,027	6,263
April	6,392	
May	6,392	
June	6,392	

QUALITY

	Quantity	Base Number	Contract	LHB	Wales
% of FP17s for the same patient ID Re-attending within 3 months - Children	76	959	7.9%	8.9%	11.3%
% of FP17s for the same patient ID Re-attending within 3 months - Adults	477	2,453	19.4%	15.8%	16.7%
% of FP17s for the same patient ID Re-attending between 3 & 9 months - Children	631	959	65.8%	57.0%	58.0%
% of FP17s for the same patient ID Re-attending between 3 & 9 months - Adults	1,447	2,453	59.0%	53.2%	53.7%
% of FP17s for Band 1 Urgent Courses	299	3,255	9.2%	9.5%	9.0%
% of FP17s Relating to Free Repair or Replacements	42	3,255	1.3%	0.8%	0.7%
% of FP17s Relating to Continuations	43	3,255	1.3%	0.9%	0.9%
% of Patients satisfied with the dentistry they have received	14	14	100.0%	93.1%	93.9%
% of Patients satisfied with the time they had to wait for an appointment	13	14	92.9%	85.8%	88.4%

* This is based on patients treated on this contract for their most recent course of treatment. Figures in italics indicate the base number of FP17s or Patient Questionnaire responses are less than 100. N/A is shown where the base number of responses is less than 10 during the period. % is calculated as Quantity/Base number*100

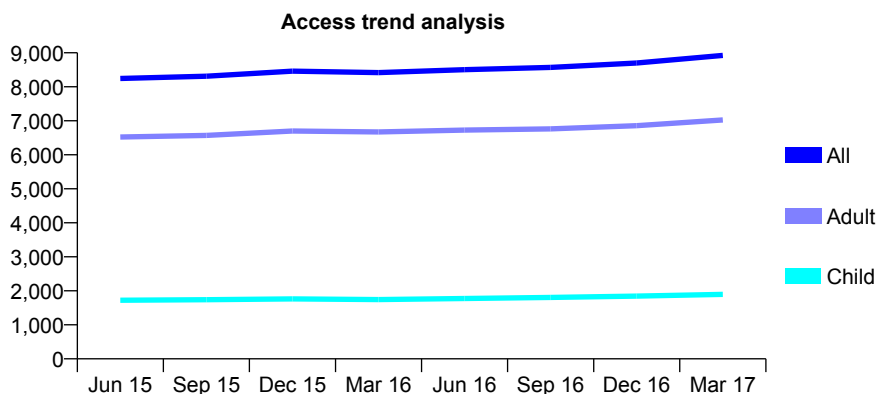
7A6 - Vital Signs At a Glance Contract Report for 101281/0160 - March 2017

Name or company name	OASIS DENTAL CARE LTD
Contract type name	GDS Contract
Purpose of contract	General
Contract start date	01/09/2006
Contract end date	

16/17 Contracted general activity (UDA)	25,813
Carry forward general activity (UDA)	-614
16/17 Contracted orthodontic activity (UOA)	0
Carry forward orthodontic activity (UOA)	0
Baseline contract value	£583,671.40

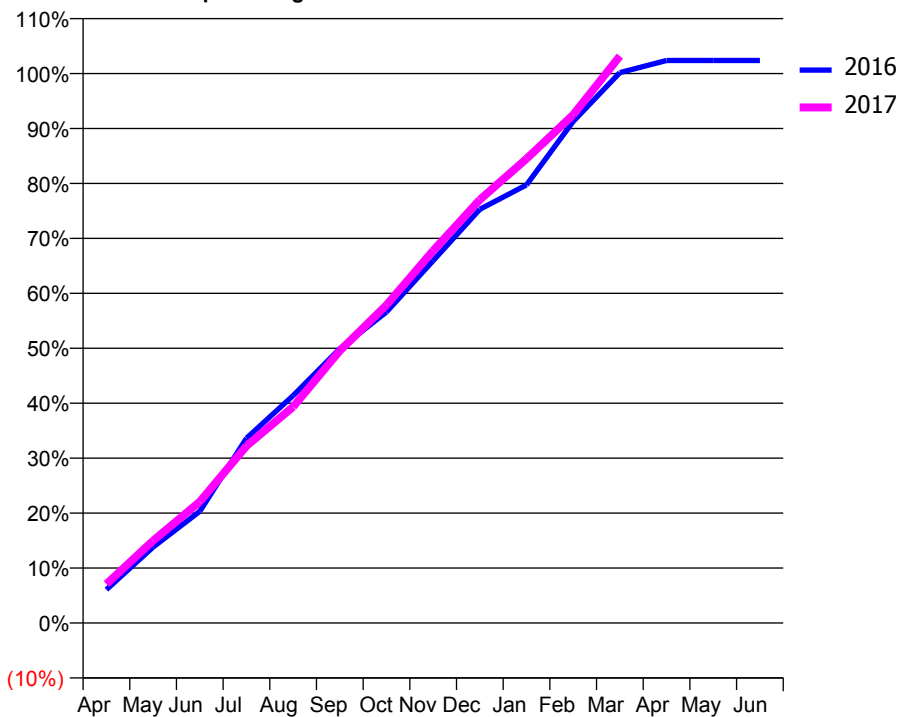
ACCESS*

Patients seen in 24 months	Total	Change since previous quarter
Quarter ending March 2016	8,416	
Quarter ending June 2016	8,504	→
Quarter ending September 2016	8,571	→
Quarter ending December 2016	8,701	→
Quarter ending March 2017	8,924	↑
Variance since March 2016	6.0%	↑



ACTIVITY

Cumulative percentage of contracted UDA delivered 2016 & 2017



Month	Adjusted Scheduled Activity (UDA)	
	2016	2017
April	1,571	1,834
May	3,569	3,867
June	5,246	5,696
July	8,679	8,315
August	10,686	10,156
September	12,885	12,789
October	14,612	14,937
November	17,021	17,494
December	19,433	19,882
January	20,583	21,807
February	23,565	23,877
March	25,855	26,632
April	26,426	
May	26,423	
June	26,423	

QUALITY

	Quantity	Base Number	Contract	LHB	Wales
% of FP17s for the same patient ID Re-attending within 3 months - Children	231	2,966	7.8%	8.9%	11.3%
% of FP17s for the same patient ID Re-attending within 3 months - Adults	1,909	11,008	17.3%	15.8%	16.7%
% of FP17s for the same patient ID Re-attending between 3 & 9 months - Children	1,849	2,966	62.3%	57.0%	58.0%
% of FP17s for the same patient ID Re-attending between 3 & 9 months - Adults	6,375	11,008	57.9%	53.2%	53.7%
% of FP17s for Band 1 Urgent Courses	1,018	13,714	7.4%	9.5%	9.0%
% of FP17s Relating to Free Repair or Replacements	149	13,714	1.1%	0.8%	0.7%
% of FP17s Relating to Continuations	325	13,714	2.4%	0.9%	0.9%
% of Patients satisfied with the dentistry they have received	22	25	88.0%	93.1%	93.9%
% of Patients satisfied with the time they had to wait for an appointment	17	25	68.0%	85.8%	88.4%

* This is based on patients treated on this contract for their most recent course of treatment. Figures in italics indicate the base number of FP17s or Patient Questionnaire responses are less than 100. N/A is shown where the base number of responses is less than 10 during the period. % is calculated as Quantity/Base number*100

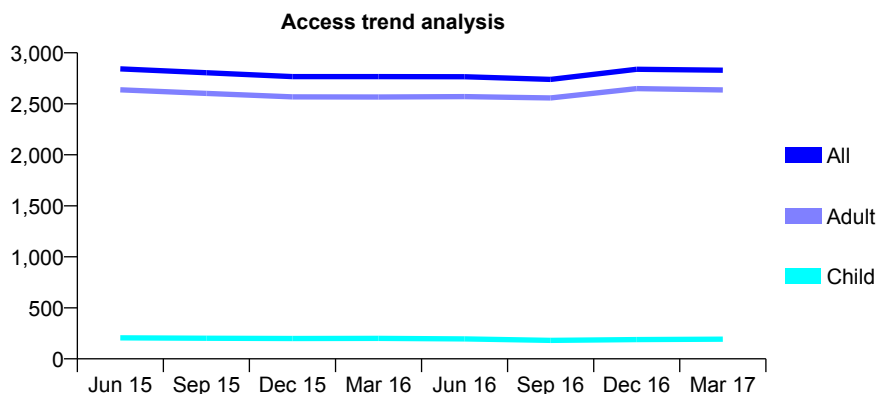
7A6 - Vital Signs At a Glance Contract Report for 107123/0006 - March 2017

Name or company name	Aneurin Bevan Health Board (Out of Hours)
Contract type name	GDS Contract
Purpose of contract	General
Contract start date	01/04/2013
Contract end date	

16/17 Contracted general activity (UDA)	3,777
Carry forward general activity (UDA)	0
16/17 Contracted orthodontic activity (UOA)	0
Carry forward orthodontic activity (UOA)	0
Baseline contract value	£367,152.21

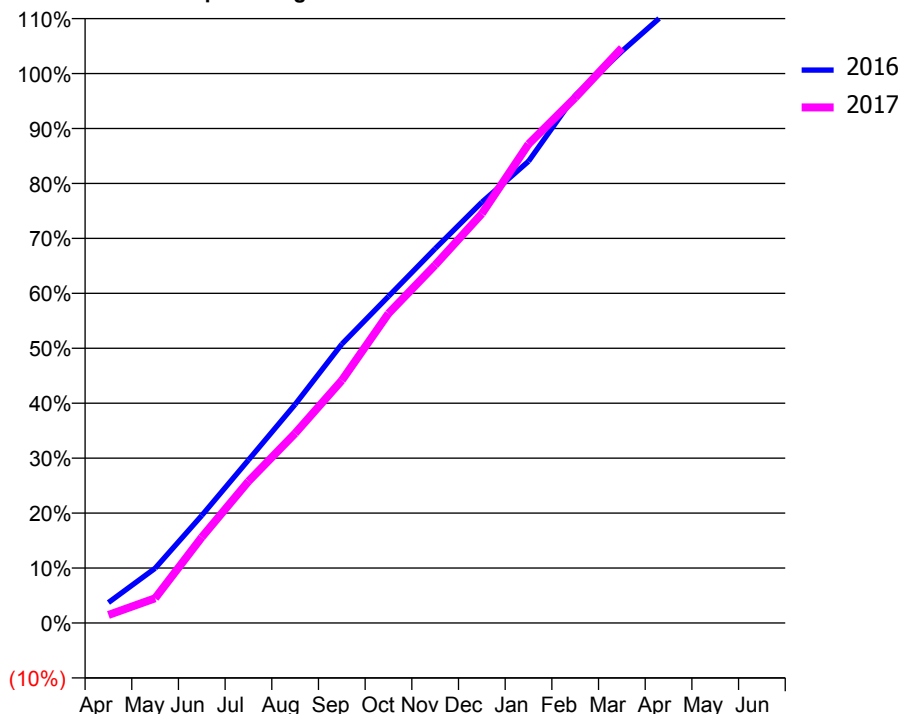
ACCESS*

Patients seen in 24 months	Total	Change since previous quarter
Quarter ending March 2016	2,767	
Quarter ending June 2016	2,766	→
Quarter ending September 2016	2,739	→
Quarter ending December 2016	2,838	↑
Quarter ending March 2017	2,829	→
Variance since March 2016	2.2%	↑



ACTIVITY

Cumulative percentage of contracted UDA delivered 2016 & 2017



Adjusted Scheduled Activity (UDA)

Month	2016	2017
April	141	55
May	376	170
June	740	590
July	1,121	974
August	1,503	1,304
September	1,917	1,667
October	2,245	2,128
November	2,573	2,460
December	2,892	2,813
January	3,173	3,292
February	3,626	3,611
March	3,930	3,953
April	4,212	
May	4,216	
June	4,217	

QUALITY

	Quantity	Base Number	Contract	LHB	Wales
% of FP17s for the same patient ID Re-attending within 3 months - Children	6	355	1.7%	8.9%	11.3%
% of FP17s for the same patient ID Re-attending within 3 months - Adults	103	3,238	3.2%	15.8%	16.7%
% of FP17s for the same patient ID Re-attending between 3 & 9 months - Children	3	355	0.8%	57.0%	58.0%
% of FP17s for the same patient ID Re-attending between 3 & 9 months - Adults	55	3,238	1.7%	53.2%	53.7%
% of FP17s for Band 1 Urgent Courses	3,286	3,298	99.6%	9.5%	9.0%
% of FP17s Relating to Free Repair or Replacements	0	3,298	0.0%	0.8%	0.7%
% of FP17s Relating to Continuations	0	3,298	0.0%	0.9%	0.9%
% of Patients satisfied with the dentistry they have received	5	6	N/A	93.1%	93.9%
% of Patients satisfied with the time they had to wait for an appointment	5	6	N/A	85.8%	88.4%

* This is based on patients treated on this contract for their most recent course of treatment. Figures in italics indicate the base number of FP17s or Patient Questionnaire responses are less than 100. N/A is shown where the base number of responses is less than 10 during the period. % is calculated as Quantity/Base number*100

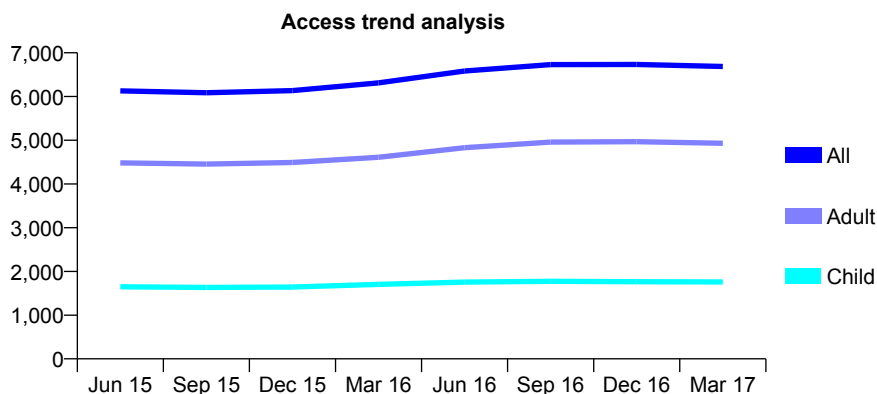
7A6 - Vital Signs At a Glance Contract Report for 110779/0001 - March 2017

Name or company name	Crown Cottage Dental Care
Contract type name	GDS Contract
Purpose of contract	General
Contract start date	01/11/2012
Contract end date	

16/17 Contracted general activity (UDA)	19,208
Carry forward general activity (UDA)	-960
16/17 Contracted orthodontic activity (UOA)	0
Carry forward orthodontic activity (UOA)	0
Baseline contract value	£657,798.50

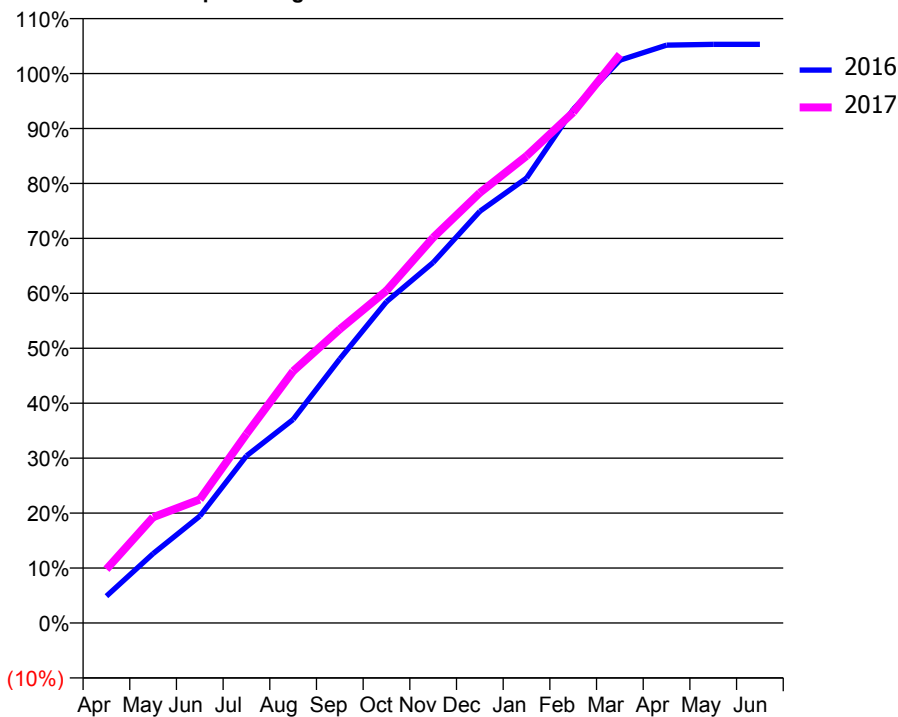
ACCESS*

Patients seen in 24 months	Total	Change since previous quarter
Quarter ending March 2016	6,311	
Quarter ending June 2016	6,585	↑
Quarter ending September 2016	6,730	↑
Quarter ending December 2016	6,733	→
Quarter ending March 2017	6,687	→
Variance since March 2016	6.0%	↑



ACTIVITY

Cumulative percentage of contracted UDA delivered 2016 & 2017



Month	Adjusted Scheduled Activity (UDA)	
	2016	2017
April	938	1,879
May	2,425	3,697
June	3,735	4,317
July	5,841	6,609
August	7,114	8,801
September	9,233	10,273
October	11,230	11,618
November	12,603	13,472
December	14,391	15,042
January	15,551	16,324
February	17,953	17,850
March	19,670	19,874
April	20,201	
May	20,228	
June	20,228	

QUALITY

	Quantity	Base Number	Contract	LHB	Wales
% of FP17s for the same patient ID Re-attending within 3 months - Children	145	2,506	5.8%	8.9%	11.3%
% of FP17s for the same patient ID Re-attending within 3 months - Adults	593	6,696	8.9%	15.8%	16.7%
% of FP17s for the same patient ID Re-attending between 3 & 9 months - Children	1,259	2,506	50.2%	57.0%	58.0%
% of FP17s for the same patient ID Re-attending between 3 & 9 months - Adults	3,571	6,696	53.3%	53.2%	53.7%
% of FP17s for Band 1 Urgent Courses	468	8,886	5.3%	9.5%	9.0%
% of FP17s Relating to Free Repair or Replacements	58	8,886	0.7%	0.8%	0.7%
% of FP17s Relating to Continuations	26	8,886	0.3%	0.9%	0.9%
% of Patients satisfied with the dentistry they have received	14	17	82.4%	93.1%	93.9%
% of Patients satisfied with the time they had to wait for an appointment	14	17	82.4%	85.8%	88.4%

* This is based on patients treated on this contract for their most recent course of treatment. Figures in italics indicate the base number of FP17s or Patient Questionnaire responses are less than 100. N/A is shown where the base number of responses is less than 10 during the period. % is calculated as Quantity/Base number*100

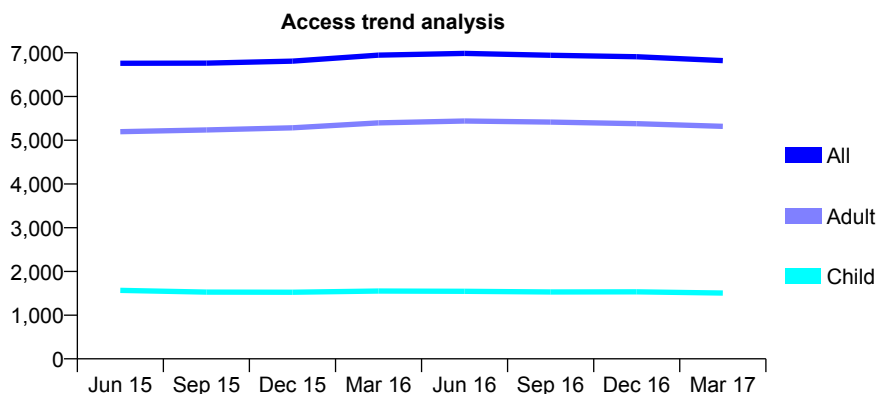
7A6 - Vital Signs At a Glance Contract Report for 115770/0001 - March 2017

Name or company name	Thomas and Stroud Dental Surgery
Contract type name	GDS Contract
Purpose of contract	General
Contract start date	01/12/2009
Contract end date	

16/17 Contracted general activity (UDA)	17,576
Carry forward general activity (UDA)	-132
16/17 Contracted orthodontic activity (UOA)	0
Carry forward orthodontic activity (UOA)	0
Baseline contract value	£573,313.51

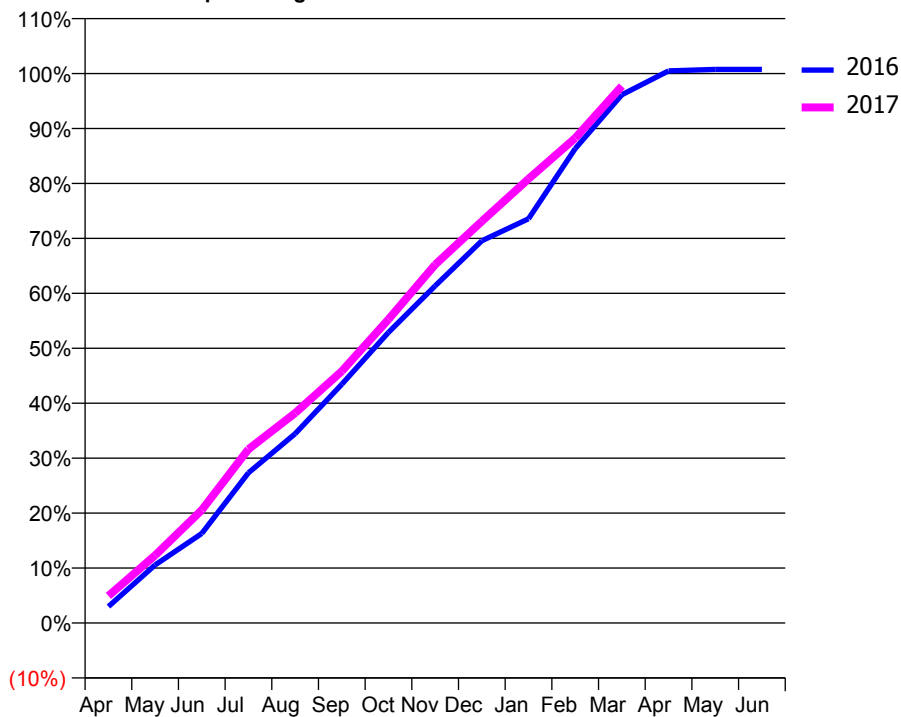
ACCESS*

Patients seen in 24 months	Total	Change since previous quarter
Quarter ending March 2016	6,947	
Quarter ending June 2016	6,985	→
Quarter ending September 2016	6,943	→
Quarter ending December 2016	6,910	→
Quarter ending March 2017	6,822	↓
Variance since March 2016	(1.8%)	↓



ACTIVITY

Cumulative percentage of contracted UDA delivered 2016 & 2017



Month	Adjusted Scheduled Activity (UDA)	
	2016	2017
April	529	868
May	1,855	2,164
June	2,865	3,617
July	4,805	5,560
August	6,054	6,717
September	7,637	8,053
October	9,295	9,714
November	10,783	11,462
December	12,224	12,851
January	12,929	14,204
February	15,172	15,509
March	16,897	17,175
April	17,660	
May	17,707	
June	17,706	

QUALITY

	Quantity	Base Number	Contract	LHB	Wales
% of FP17s for the same patient ID Re-attending within 3 months - Children	111	2,199	5.0%	8.9%	11.3%
% of FP17s for the same patient ID Re-attending within 3 months - Adults	880	7,457	11.8%	15.8%	16.7%
% of FP17s for the same patient ID Re-attending between 3 & 9 months - Children	1,324	2,199	60.2%	57.0%	58.0%
% of FP17s for the same patient ID Re-attending between 3 & 9 months - Adults	3,875	7,457	52.0%	53.2%	53.7%
% of FP17s for Band 1 Urgent Courses	539	9,238	5.8%	9.5%	9.0%
% of FP17s Relating to Free Repair or Replacements	66	9,238	0.7%	0.8%	0.7%
% of FP17s Relating to Continuations	54	9,238	0.6%	0.9%	0.9%
% of Patients satisfied with the dentistry they have received	24	26	92.3%	93.1%	93.9%
% of Patients satisfied with the time they had to wait for an appointment	20	26	76.9%	85.8%	88.4%

* This is based on patients treated on this contract for their most recent course of treatment. Figures in italics indicate the base number of FP17s or Patient Questionnaire responses are less than 100. N/A is shown where the base number of responses is less than 10 during the period. % is calculated as Quantity/Base number*100

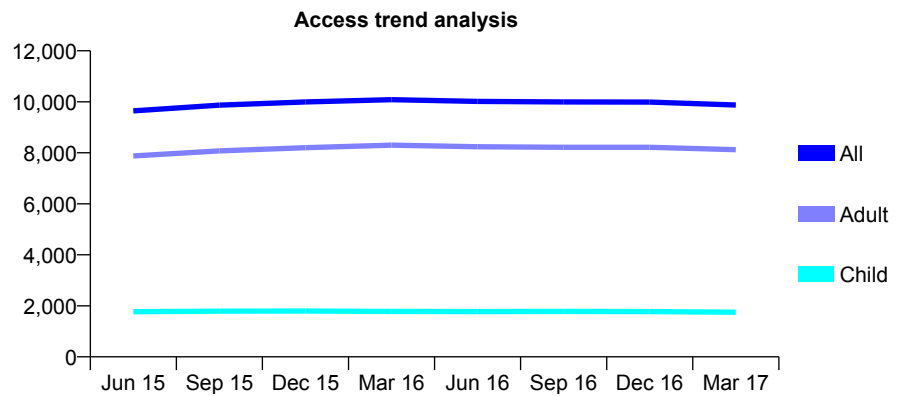
7A6 - Vital Signs At a Glance Contract Report for 120693/0001 - March 2017

Name or company name	Bethcar Dental Practice
Contract type name	GDS Contract
Purpose of contract	General
Contract start date	01/04/2014
Contract end date	

16/17 Contracted general activity (UDA)	35,300
Carry forward general activity (UDA)	-568
16/17 Contracted orthodontic activity (UOA)	0
Carry forward orthodontic activity (UOA)	0
Baseline contract value	£771,330.41

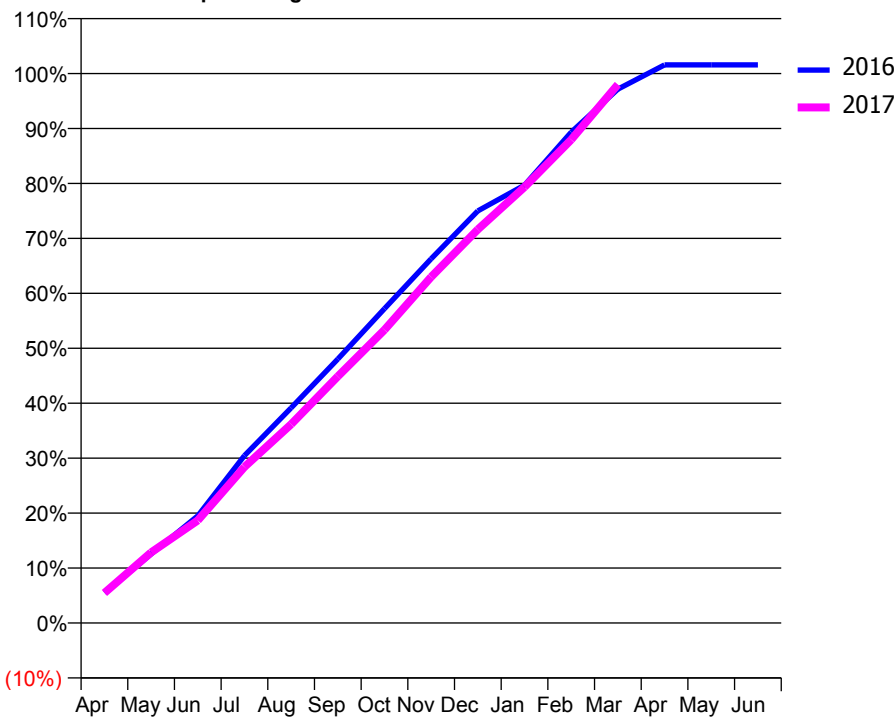
ACCESS*

Patients seen in 24 months	Total	Change since previous quarter
Quarter ending March 2016	10,085	
Quarter ending June 2016	10,016	→
Quarter ending September 2016	9,995	→
Quarter ending December 2016	9,992	→
Quarter ending March 2017	9,872	↓
Variance since March 2016	(2.1%)	↓



ACTIVITY

Cumulative percentage of contracted UDA delivered 2016 & 2017



Month	Adjusted Scheduled Activity (UDA)	
	2016	2017
April	1,952	1,933
May	4,434	4,534
June	6,880	6,594
July	10,758	10,028
August	13,822	12,769
September	16,953	15,845
October	20,191	18,829
November	23,401	22,231
December	26,473	25,281
January	28,129	28,010
February	31,531	31,047
March	34,298	34,591
April	35,858	
May	35,857	
June	35,857	

QUALITY

	Quantity	Base Number	Contract	LHB	Wales
% of FP17s for the same patient ID Re-attending within 3 months - Children	255	2,949	8.6%	8.9%	11.3%
% of FP17s for the same patient ID Re-attending within 3 months - Adults	2,362	14,160	16.7%	15.8%	16.7%
% of FP17s for the same patient ID Re-attending between 3 & 9 months - Children	1,847	2,949	62.6%	57.0%	58.0%
% of FP17s for the same patient ID Re-attending between 3 & 9 months - Adults	8,586	14,160	60.6%	53.2%	53.7%
% of FP17s for Band 1 Urgent Courses	1,045	16,497	6.3%	9.5%	9.0%
% of FP17s Relating to Free Repair or Replacements	263	16,497	1.6%	0.8%	0.7%
% of FP17s Relating to Continuations	219	16,497	1.3%	0.9%	0.9%
% of Patients satisfied with the dentistry they have received	46	49	93.9%	93.1%	93.9%
% of Patients satisfied with the time they had to wait for an appointment	42	49	85.7%	85.8%	88.4%

* This is based on patients treated on this contract for their most recent course of treatment. Figures in italics indicate the base number of FP17s or Patient Questionnaire responses are less than 100. N/A is shown where the base number of responses is less than 10 during the period. % is calculated as Quantity/Base number*100

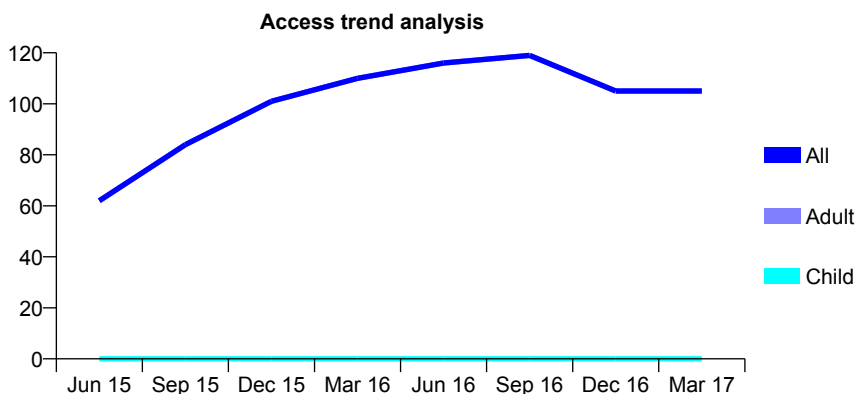
7A6 - Vital Signs At a Glance Contract Report for 120693/0002 - March 2017

Name or company name	Bethcar Dental Practice
Contract type name	PDS Contract
Purpose of contract	General
Contract start date	01/04/2014
Contract end date	31/03/2017

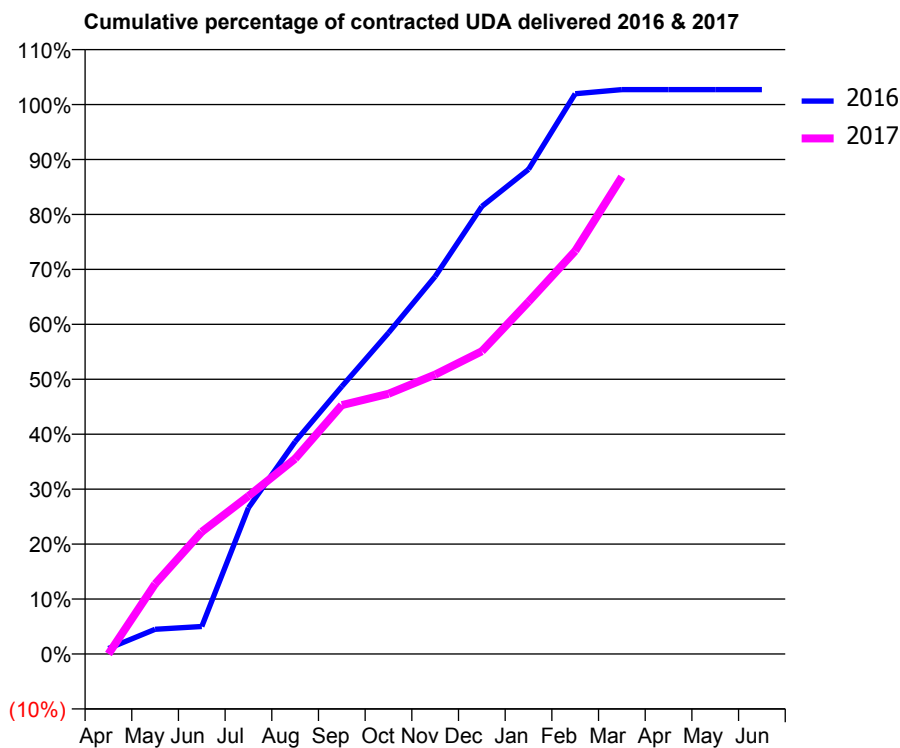
16/17 Contracted general activity (UDA)	400
Carry forward general activity (UDA)	0
16/17 Contracted orthodontic activity (UOA)	0
Carry forward orthodontic activity (UOA)	0
Baseline contract value	£17,880.40

ACCESS*

Patients seen in 24 months	Total	Change since previous quarter
Quarter ending March 2016	110	
Quarter ending June 2016	116	↑
Quarter ending September 2016	119	↑
Quarter ending December 2016	105	↓
Quarter ending March 2017	105	→
Variance since March 2016	(4.5%)	↓



ACTIVITY



Month	Adjusted Scheduled Activity (UDA)	
	2016	2017
April	4	0
May	18	51
June	20	89
July	106	115
August	155	142
September	195	181
October	234	189
November	275	203
December	326	220
January	353	256
February	408	293
March	411	347
April	411	
May	411	
June	411	

QUALITY

	Quantity	Base Number	Contract	LHB	Wales
% of FP17s for the same patient ID Re-attending within 3 months - Children	0	0	N/A	8.9%	11.3%
% of FP17s for the same patient ID Re-attending within 3 months - Adults	3	64	4.7%	15.8%	16.7%
% of FP17s for the same patient ID Re-attending between 3 & 9 months - Children	0	0	N/A	57.0%	58.0%
% of FP17s for the same patient ID Re-attending between 3 & 9 months - Adults	3	64	4.7%	53.2%	53.7%
% of FP17s for Band 1 Urgent Courses	2	64	3.1%	9.5%	9.0%
% of FP17s Relating to Free Repair or Replacements	0	64	0.0%	0.8%	0.7%
% of FP17s Relating to Continuations	0	64	0.0%	0.9%	0.9%
% of Patients satisfied with the dentistry they have received	0	0	N/A	93.1%	93.9%
% of Patients satisfied with the time they had to wait for an appointment	0	0	N/A	85.8%	88.4%

* This is based on patients treated on this contract for their most recent course of treatment. Figures in italics indicate the base number of FP17s or Patient Questionnaire responses are less than 100. N/A is shown where the base number of responses is less than 10 during the period. % is calculated as Quantity/Base number*100

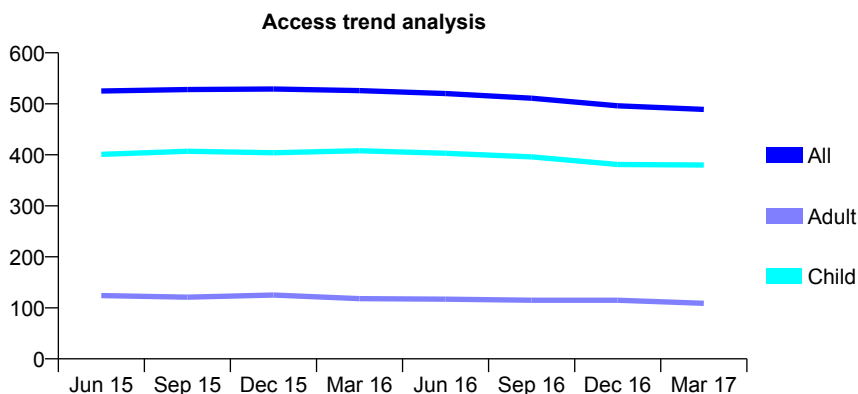
7A6 - Vital Signs At a Glance Contract Report for 126160/0001 - March 2017

Name or company name	Justin M Roberts Ltd
Contract type name	GDS Contract
Purpose of contract	General
Contract start date	01/04/2012
Contract end date	

16/17 Contracted general activity (UDA)	770
Carry forward general activity (UDA)	-23
16/17 Contracted orthodontic activity (UOA)	0
Carry forward orthodontic activity (UOA)	0
Baseline contract value	£22,602.61

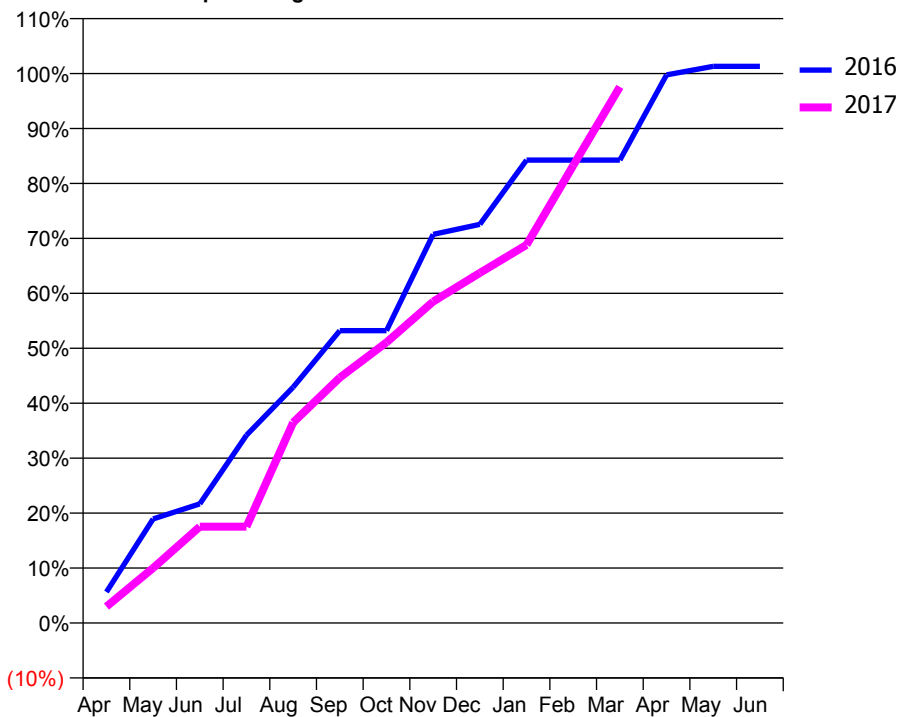
ACCESS*

Patients seen in 24 months	Total	Change since previous quarter
Quarter ending March 2016	526	
Quarter ending June 2016	520	↓
Quarter ending September 2016	511	↓
Quarter ending December 2016	496	↓
Quarter ending March 2017	489	↓
Variance since March 2016	(7.0%)	↓



ACTIVITY

Cumulative percentage of contracted UDA delivered 2016 & 2017



Adjusted Scheduled Activity (UDA)

Month	2016	2017
April	43	23
May	146	77
June	167	135
July	263	135
August	330	281
September	410	344
October	410	393
November	545	450
December	559	491
January	649	530
February	649	641
March	649	751
April	768	
May	780	
June	780	

QUALITY

	Quantity	Base Number	Contract	LHB	Wales
% of FP17s for the same patient ID Re-attending within 3 months - Children	33	523	6.3%	8.9%	11.3%
% of FP17s for the same patient ID Re-attending within 3 months - Adults	6	77	7.8%	15.8%	16.7%
% of FP17s for the same patient ID Re-attending between 3 & 9 months - Children	235	523	44.9%	57.0%	58.0%
% of FP17s for the same patient ID Re-attending between 3 & 9 months - Adults	26	77	33.8%	53.2%	53.7%
% of FP17s for Band 1 Urgent Courses	6	500	1.2%	9.5%	9.0%
% of FP17s Relating to Free Repair or Replacements	0	500	0.0%	0.8%	0.7%
% of FP17s Relating to Continuations	4	500	0.8%	0.9%	0.9%
% of Patients satisfied with the dentistry they have received	0	0	N/A	93.1%	93.9%
% of Patients satisfied with the time they had to wait for an appointment	0	0	N/A	85.8%	88.4%

* This is based on patients treated on this contract for their most recent course of treatment. Figures in italics indicate the base number of FP17s or Patient Questionnaire responses are less than 100. N/A is shown where the base number of responses is less than 10 during the period. % is calculated as Quantity/Base number*100

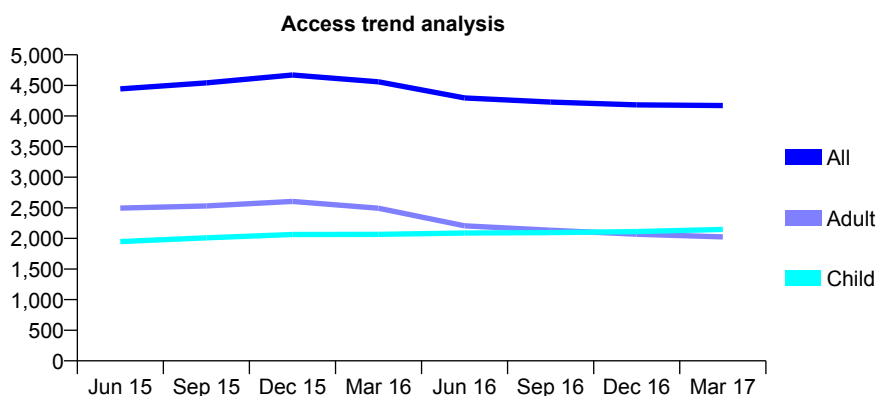
7A6 - Vital Signs At a Glance Contract Report for 126314/0001 - March 2017

Name or company name	Sunnycourt Ltd
Contract type name	GDS Contract
Purpose of contract	General
Contract start date	01/01/2011
Contract end date	

16/17 Contracted general activity (UDA)	13,222
Carry forward general activity (UDA)	-413
16/17 Contracted orthodontic activity (UOA)	0
Carry forward orthodontic activity (UOA)	0
Baseline contract value	£311,189.64

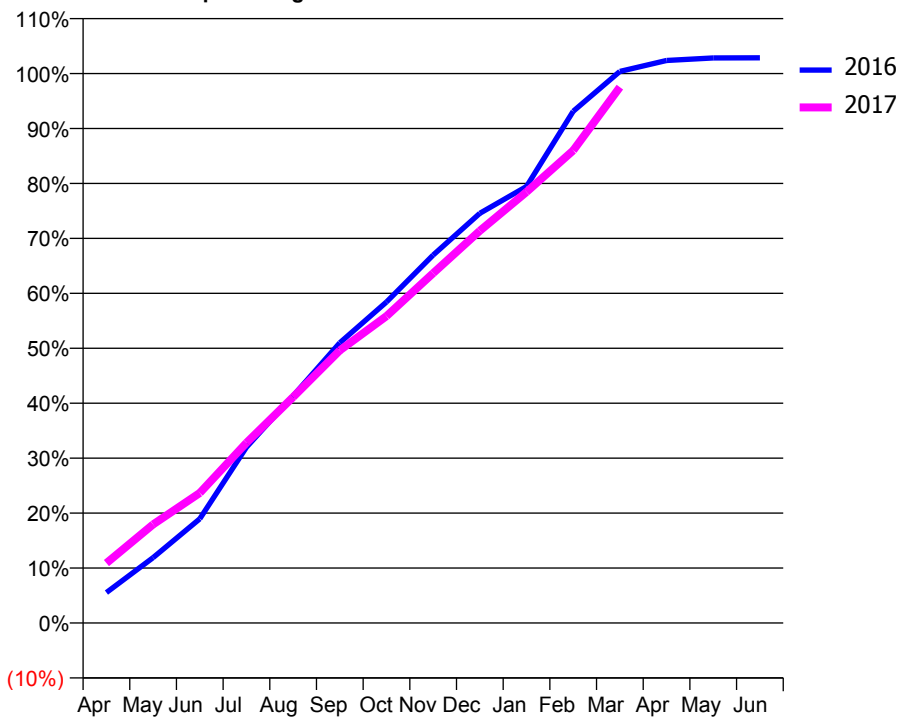
ACCESS*

Patients seen in 24 months	Total	Change since previous quarter
Quarter ending March 2016	4,559	
Quarter ending June 2016	4,295	↓
Quarter ending September 2016	4,227	↓
Quarter ending December 2016	4,182	↓
Quarter ending March 2017	4,171	→
Variance since March 2016	(8.5%)	↓



ACTIVITY

Cumulative percentage of contracted UDA delivered 2016 & 2017



Month	Adjusted Scheduled Activity (UDA)	
	2016	2017
April	733	1,443
May	1,574	2,372
June	2,506	3,130
July	4,229	4,337
August	5,467	5,436
September	6,743	6,561
October	7,725	7,384
November	8,853	8,419
December	9,859	9,438
January	10,502	10,373
February	12,311	11,369
March	13,271	12,894
April	13,536	
May	13,596	
June	13,599	

QUALITY

	Quantity	Base Number	Contract	LHB	Wales
% of FP17s for the same patient ID Re-attending within 3 months - Children	213	2,957	7.2%	8.9%	11.3%
% of FP17s for the same patient ID Re-attending within 3 months - Adults	327	2,250	14.5%	15.8%	16.7%
% of FP17s for the same patient ID Re-attending between 3 & 9 months - Children	1,566	2,957	53.0%	57.0%	58.0%
% of FP17s for the same patient ID Re-attending between 3 & 9 months - Adults	1,141	2,250	50.7%	53.2%	53.7%
% of FP17s for Band 1 Urgent Courses	288	5,084	5.7%	9.5%	9.0%
% of FP17s Relating to Free Repair or Replacements	1	5,084	0.0%	0.8%	0.7%
% of FP17s Relating to Continuations	14	5,084	0.3%	0.9%	0.9%
% of Patients satisfied with the dentistry they have received	11	11	100.0%	93.1%	93.9%
% of Patients satisfied with the time they had to wait for an appointment	11	11	100.0%	85.8%	88.4%

* This is based on patients treated on this contract for their most recent course of treatment. Figures in italics indicate the base number of FP17s or Patient Questionnaire responses are less than 100. N/A is shown where the base number of responses is less than 10 during the period. % is calculated as Quantity/Base number*100

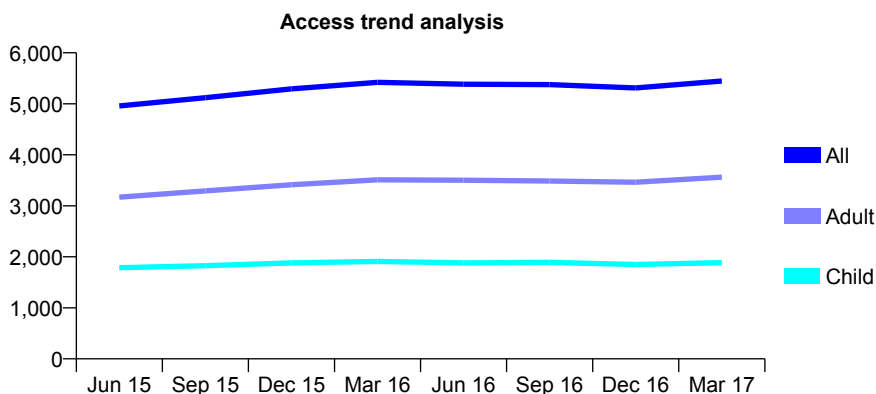
7A6 - Vital Signs At a Glance Contract Report for 128112/0001 - March 2017

Name or company name	Malpas Dental Practice Limited
Contract type name	GDS Contract
Purpose of contract	General
Contract start date	01/08/2010
Contract end date	

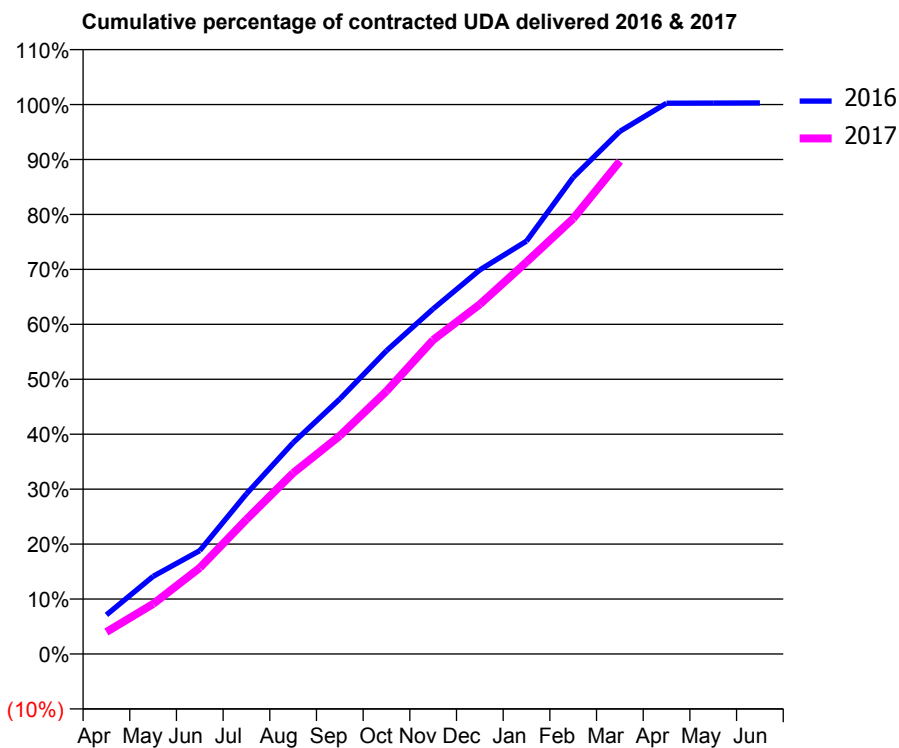
16/17 Contracted general activity (UDA)	16,705
Carry forward general activity (UDA)	-69
16/17 Contracted orthodontic activity (UOA)	0
Carry forward orthodontic activity (UOA)	0
Baseline contract value	£524,539.64

ACCESS*

Patients seen in 24 months	Total	Change since previous quarter
Quarter ending March 2016	5,421	
Quarter ending June 2016	5,385	→
Quarter ending September 2016	5,376	→
Quarter ending December 2016	5,312	↓
Quarter ending March 2017	5,448	↑
Variance since March 2016	0.5%	→



ACTIVITY



Month	Adjusted Scheduled Activity (UDA)	
	2016	2017
April	1,188	670
May	2,360	1,520
June	3,143	2,622
July	4,871	4,093
August	6,424	5,503
September	7,755	6,636
October	9,220	7,992
November	10,493	9,549
December	11,676	10,632
January	12,551	11,914
February	14,489	13,236
March	15,889	14,980
April	16,744	
May	16,750	
June	16,754	

QUALITY

	Quantity	Base Number	Contract	LHB	Wales
% of FP17s for the same patient ID Re-attending within 3 months - Children	201	3,007	6.7%	8.9%	11.3%
% of FP17s for the same patient ID Re-attending within 3 months - Adults	910	5,939	15.3%	15.8%	16.7%
% of FP17s for the same patient ID Re-attending between 3 & 9 months - Children	2,088	3,007	69.4%	57.0%	58.0%
% of FP17s for the same patient ID Re-attending between 3 & 9 months - Adults	4,128	5,939	69.5%	53.2%	53.7%
% of FP17s for Band 1 Urgent Courses	509	8,472	6.0%	9.5%	9.0%
% of FP17s Relating to Free Repair or Replacements	45	8,472	0.5%	0.8%	0.7%
% of FP17s Relating to Continuations	44	8,472	0.5%	0.9%	0.9%
% of Patients satisfied with the dentistry they have received	13	14	92.9%	93.1%	93.9%
% of Patients satisfied with the time they had to wait for an appointment	13	14	92.9%	85.8%	88.4%

* This is based on patients treated on this contract for their most recent course of treatment. Figures in italics indicate the base number of FP17s or Patient Questionnaire responses are less than 100. N/A is shown where the base number of responses is less than 10 during the period. % is calculated as Quantity/Base number*100

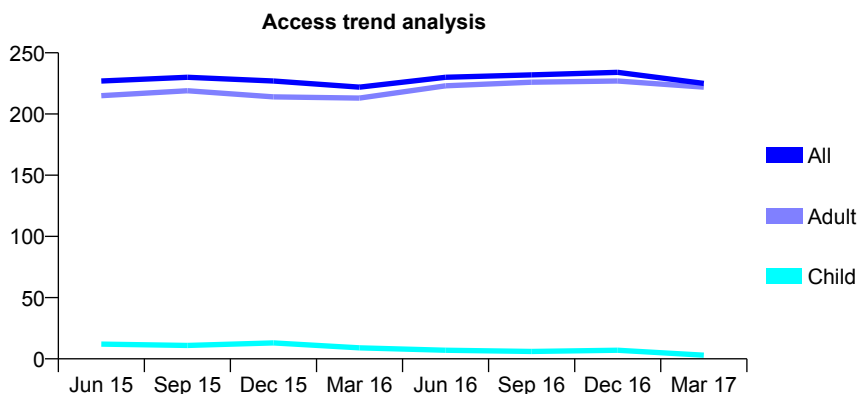
7A6 - Vital Signs At a Glance Contract Report for 128112/0002 - March 2017

Name or company name	Malpas Dental Practice Limited
Contract type name	PDS Contract
Purpose of contract	General
Contract start date	19/11/2012
Contract end date	31/03/2017

16/17 Contracted general activity (UDA)	250
Carry forward general activity (UDA)	0
16/17 Contracted orthodontic activity (UOA)	0
Carry forward orthodontic activity (UOA)	0
Baseline contract value	£12,139.01

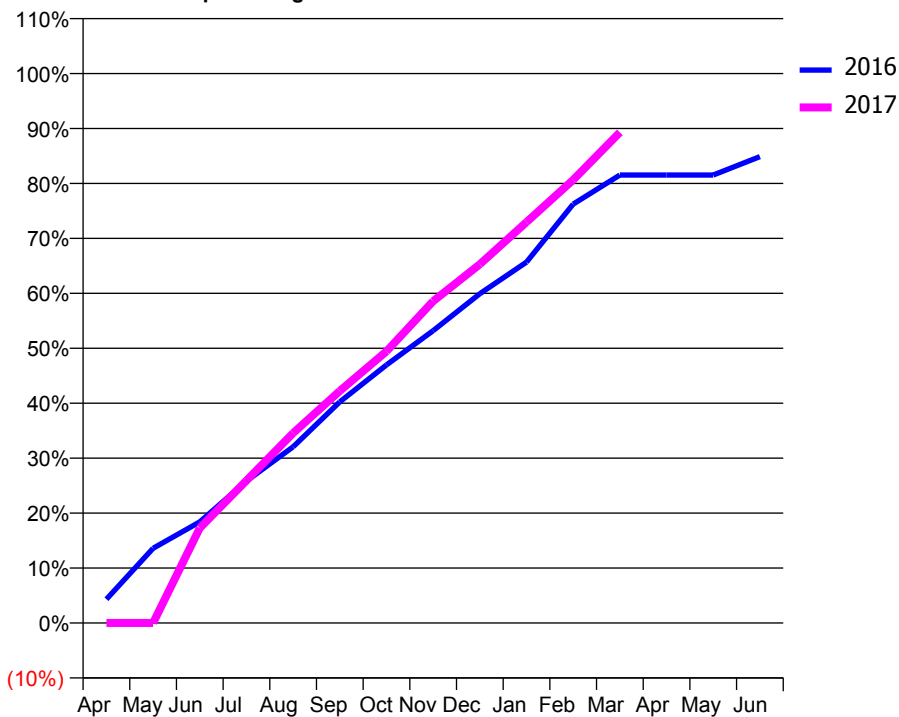
ACCESS*

Patients seen in 24 months	Total	Change since previous quarter
Quarter ending March 2016	222	
Quarter ending June 2016	230	↑
Quarter ending September 2016	232	→
Quarter ending December 2016	234	→
Quarter ending March 2017	225	↓
Variance since March 2016	1.4%	→



ACTIVITY

Cumulative percentage of contracted UDA delivered 2016 & 2017



Month	Adjusted Scheduled Activity (UDA)	
	2016	2017
April	11	0
May	34	0
June	46	43
July	65	65
August	80	86
September	101	106
October	117	124
November	133	146
December	150	163
January	164	182
February	191	202
March	204	223
April	204	
May	204	
June	212	

QUALITY

	Quantity	Base Number	Contract	LHB	Wales
% of FP17s for the same patient ID Re-attending within 3 months - Children	0	4	0.0%	8.9%	11.3%
% of FP17s for the same patient ID Re-attending within 3 months - Adults	1	189	0.5%	15.8%	16.7%
% of FP17s for the same patient ID Re-attending between 3 & 9 months - Children	0	4	0.0%	57.0%	58.0%
% of FP17s for the same patient ID Re-attending between 3 & 9 months - Adults	0	189	0.0%	53.2%	53.7%
% of FP17s for Band 1 Urgent Courses	186	186	100.0%	9.5%	9.0%
% of FP17s Relating to Free Repair or Replacements	0	186	0.0%	0.8%	0.7%
% of FP17s Relating to Continuations	0	186	0.0%	0.9%	0.9%
% of Patients satisfied with the dentistry they have received	0	0	N/A	93.1%	93.9%
% of Patients satisfied with the time they had to wait for an appointment	0	0	N/A	85.8%	88.4%

* This is based on patients treated on this contract for their most recent course of treatment. Figures in italics indicate the base number of FP17s or Patient Questionnaire responses are less than 100. N/A is shown where the base number of responses is less than 10 during the period. % is calculated as Quantity/Base number*100

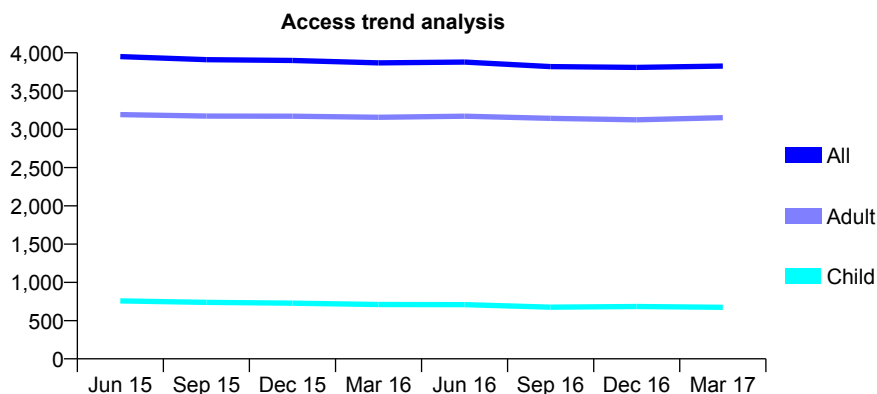
7A6 - Vital Signs At a Glance Contract Report for 128600/0001 - March 2017

Name or company name	Llanyrafon Dental Practice Ltd
Contract type name	GDS Contract
Purpose of contract	General
Contract start date	01/04/2012
Contract end date	

16/17 Contracted general activity (UDA)	10,780
Carry forward general activity (UDA)	-371
16/17 Contracted orthodontic activity (UOA)	0
Carry forward orthodontic activity (UOA)	0
Baseline contract value	£264,930.84

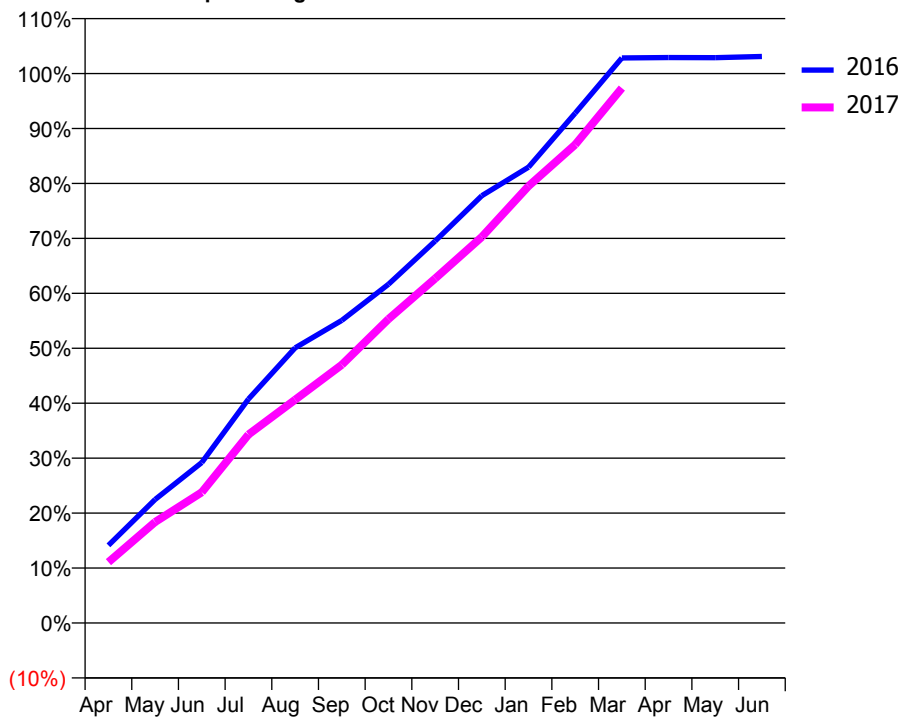
ACCESS*

Patients seen in 24 months	Total	Change since previous quarter
Quarter ending March 2016	3,868	
Quarter ending June 2016	3,879	→
Quarter ending September 2016	3,820	↓
Quarter ending December 2016	3,809	→
Quarter ending March 2017	3,826	→
Variance since March 2016	(1.1%)	↓



ACTIVITY

Cumulative percentage of contracted UDA delivered 2016 & 2017



Month	Adjusted Scheduled Activity (UDA)	
	2016	2017
April	1,524	1,193
May	2,423	1,982
June	3,149	2,565
July	4,393	3,697
August	5,398	4,380
September	5,938	5,066
October	6,645	5,962
November	7,495	6,758
December	8,382	7,575
January	8,943	8,572
February	10,003	9,386
March	11,086	10,495
April	11,093	
May	11,091	
June	11,114	

QUALITY

	Quantity	Base Number	Contract	LHB	Wales
% of FP17s for the same patient ID Re-attending within 3 months - Children	19	941	2.0%	8.9%	11.3%
% of FP17s for the same patient ID Re-attending within 3 months - Adults	218	4,116	5.3%	15.8%	16.7%
% of FP17s for the same patient ID Re-attending between 3 & 9 months - Children	555	941	59.0%	57.0%	58.0%
% of FP17s for the same patient ID Re-attending between 3 & 9 months - Adults	2,527	4,116	61.4%	53.2%	53.7%
% of FP17s for Band 1 Urgent Courses	39	5,020	0.8%	9.5%	9.0%
% of FP17s Relating to Free Repair or Replacements	4	5,020	0.1%	0.8%	0.7%
% of FP17s Relating to Continuations	3	5,020	0.1%	0.9%	0.9%
% of Patients satisfied with the dentistry they have received	23	24	95.8%	93.1%	93.9%
% of Patients satisfied with the time they had to wait for an appointment	22	24	91.7%	85.8%	88.4%

* This is based on patients treated on this contract for their most recent course of treatment. Figures in italics indicate the base number of FP17s or Patient Questionnaire responses are less than 100. N/A is shown where the base number of responses is less than 10 during the period. % is calculated as Quantity/Base number*100

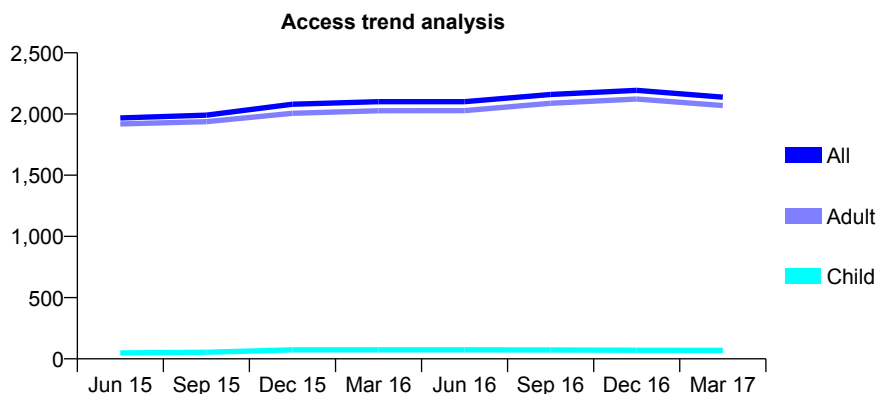
7A6 - Vital Signs At a Glance Contract Report for 128945/0001 - March 2017

Name or company name	Devon Place Limited
Contract type name	PDS Contract
Purpose of contract	General
Contract start date	01/04/2012
Contract end date	31/03/2017

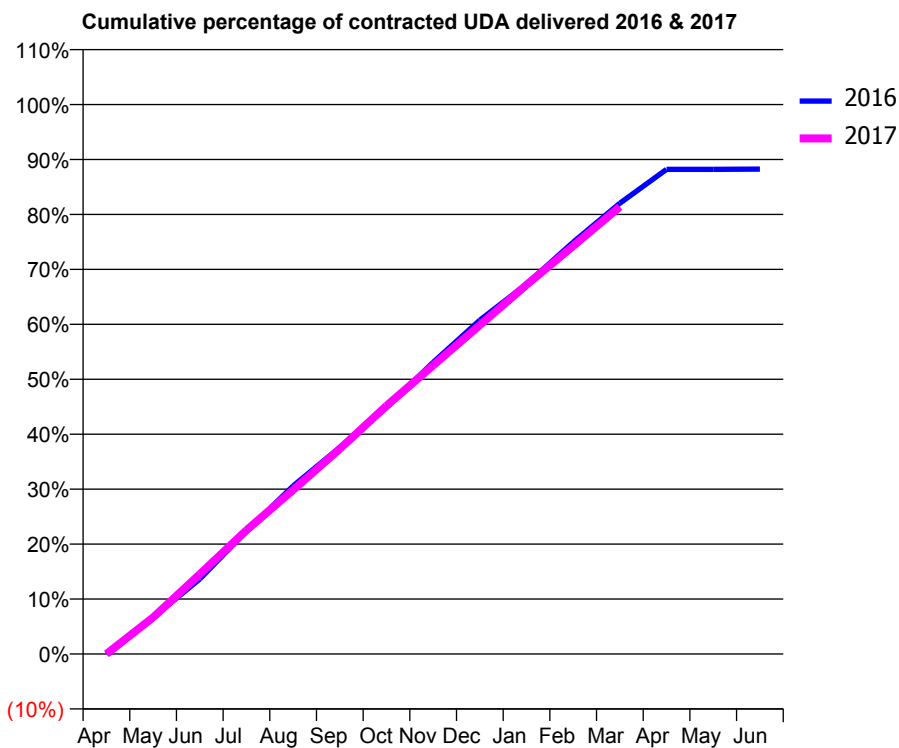
16/17 Contracted general activity (UDA)	3,095
Carry forward general activity (UDA)	0
16/17 Contracted orthodontic activity (UOA)	0
Carry forward orthodontic activity (UOA)	0
Baseline contract value	£79,957.14

ACCESS*

Patients seen in 24 months	Total	Change since previous quarter
Quarter ending March 2016	2,101	
Quarter ending June 2016	2,101	→
Quarter ending September 2016	2,160	↑
Quarter ending December 2016	2,193	→
Quarter ending March 2017	2,138	↓
Variance since March 2016	1.8%	→



ACTIVITY



Month	Adjusted Scheduled Activity (UDA)	
	2016	2017
April	0	0
May	206	206
June	422	450
July	692	697
August	947	924
September	1,164	1,156
October	1,389	1,398
November	1,643	1,626
December	1,880	1,853
January	2,084	2,079
February	2,320	2,298
March	2,539	2,520
April	2,730	
May	2,730	
June	2,731	

QUALITY

	Quantity	Base Number	Contract	LHB	Wales
% of FP17s for the same patient ID Re-attending within 3 months - Children	2	96	2.1%	8.9%	11.3%
% of FP17s for the same patient ID Re-attending within 3 months - Adults	128	2,156	5.9%	15.8%	16.7%
% of FP17s for the same patient ID Re-attending between 3 & 9 months - Children	2	96	2.1%	57.0%	58.0%
% of FP17s for the same patient ID Re-attending between 3 & 9 months - Adults	61	2,156	2.8%	53.2%	53.7%
% of FP17s for Band 1 Urgent Courses	2,074	2,091	99.2%	9.5%	9.0%
% of FP17s Relating to Free Repair or Replacements	0	2,091	0.0%	0.8%	0.7%
% of FP17s Relating to Continuations	0	2,091	0.0%	0.9%	0.9%
% of Patients satisfied with the dentistry they have received	2	2	N/A	93.1%	93.9%
% of Patients satisfied with the time they had to wait for an appointment	2	2	N/A	85.8%	88.4%

* This is based on patients treated on this contract for their most recent course of treatment. Figures in italics indicate the base number of FP17s or Patient Questionnaire responses are less than 100. N/A is shown where the base number of responses is less than 10 during the period. % is calculated as Quantity/Base number*100

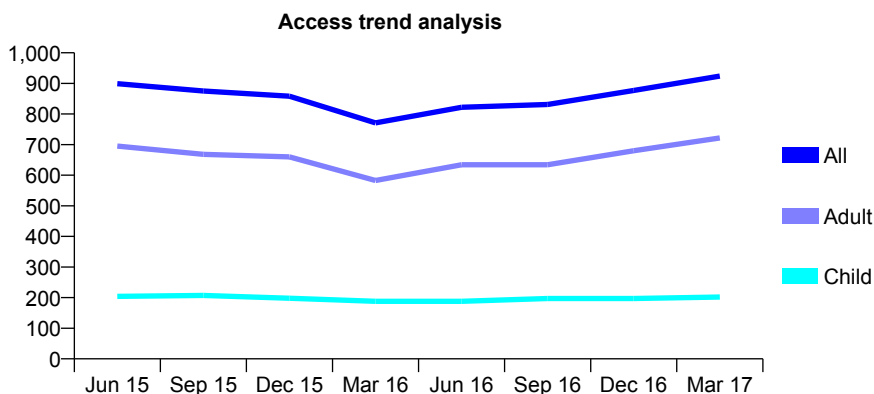
7A6 - Vital Signs At a Glance Contract Report for 128945/0002 - March 2017

Name or company name	Devon Place Limited
Contract type name	GDS Contract
Purpose of contract	General
Contract start date	01/04/2012
Contract end date	

16/17 Contracted general activity (UDA)	3,767
Carry forward general activity (UDA)	188
16/17 Contracted orthodontic activity (UOA)	0
Carry forward orthodontic activity (UOA)	0
Baseline contract value	£92,679.97

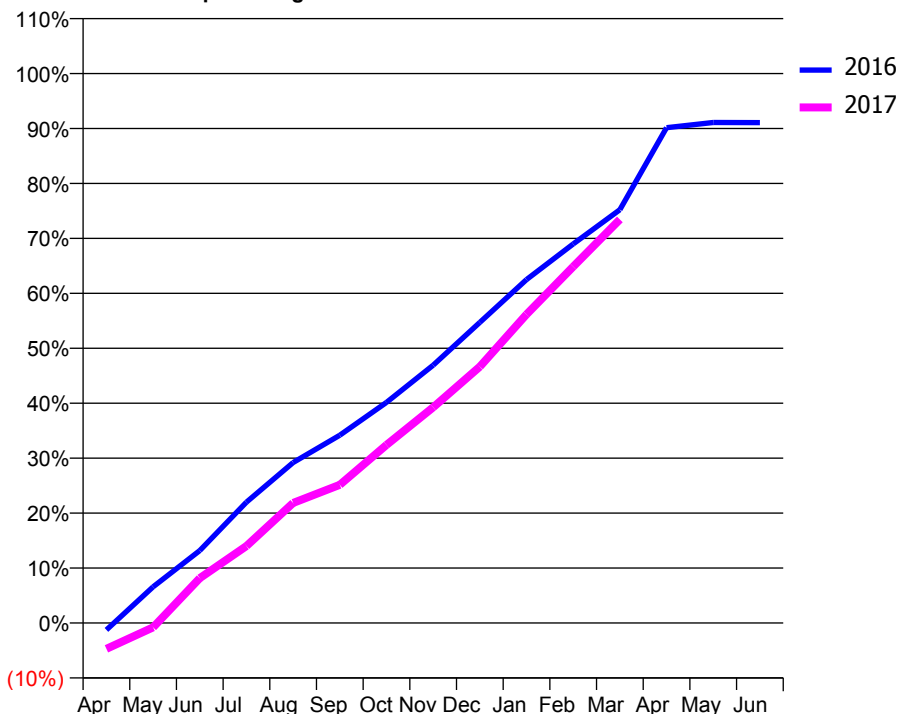
ACCESS*

Patients seen in 24 months	Total	Change since previous quarter
Quarter ending March 2016	771	
Quarter ending June 2016	822	↑
Quarter ending September 2016	831	→
Quarter ending December 2016	877	↑
Quarter ending March 2017	924	↑
Variance since March 2016	19.8%	↑



ACTIVITY

Cumulative percentage of contracted UDA delivered 2016 & 2017



Month	Adjusted Scheduled Activity (UDA)	
	2016	2017
April	-48	-178
May	249	-31
June	497	308
July	828	528
August	1,100	823
September	1,288	947
October	1,512	1,221
November	1,768	1,478
December	2,061	1,758
January	2,354	2,116
February	2,598	2,443
March	2,833	2,767
April	3,395	
May	3,431	
June	3,430	

QUALITY

	Quantity	Base Number	Contract	LHB	Wales
% of FP17s for the same patient ID Re-attending within 3 months - Children	28	374	7.5%	8.9%	11.3%
% of FP17s for the same patient ID Re-attending within 3 months - Adults	121	1,146	10.6%	15.8%	16.7%
% of FP17s for the same patient ID Re-attending between 3 & 9 months - Children	245	374	65.5%	57.0%	58.0%
% of FP17s for the same patient ID Re-attending between 3 & 9 months - Adults	624	1,146	54.5%	53.2%	53.7%
% of FP17s for Band 1 Urgent Courses	100	1,326	7.5%	9.5%	9.0%
% of FP17s Relating to Free Repair or Replacements	3	1,326	0.2%	0.8%	0.7%
% of FP17s Relating to Continuations	0	1,326	0.0%	0.9%	0.9%
% of Patients satisfied with the dentistry they have received	9	9	N/A	93.1%	93.9%
% of Patients satisfied with the time they had to wait for an appointment	7	9	N/A	85.8%	88.4%

* This is based on patients treated on this contract for their most recent course of treatment. Figures in italics indicate the base number of FP17s or Patient Questionnaire responses are less than 100. N/A is shown where the base number of responses is less than 10 during the period. % is calculated as Quantity/Base number*100

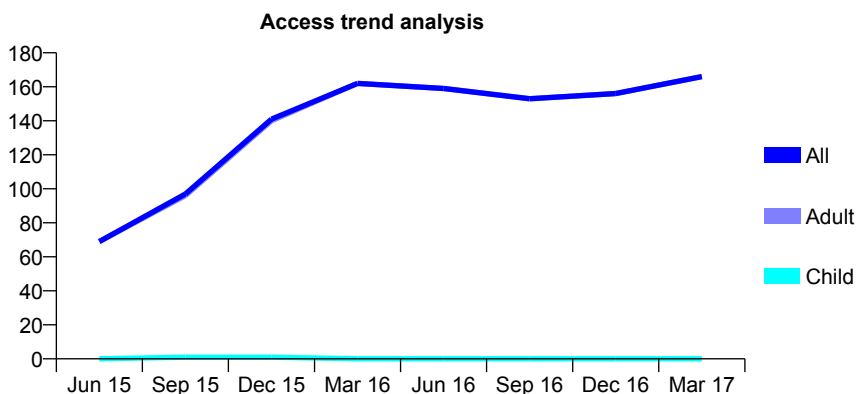
7A6 - Vital Signs At a Glance Contract Report for 128945/0004 - March 2017

Name or company name	Devon Place Limited
Contract type name	PDS Contract
Purpose of contract	General
Contract start date	01/04/2014
Contract end date	31/03/2017

16/17 Contracted general activity (UDA)	550
Carry forward general activity (UDA)	0
16/17 Contracted orthodontic activity (UOA)	0
Carry forward orthodontic activity (UOA)	0
Baseline contract value	£24,585.55

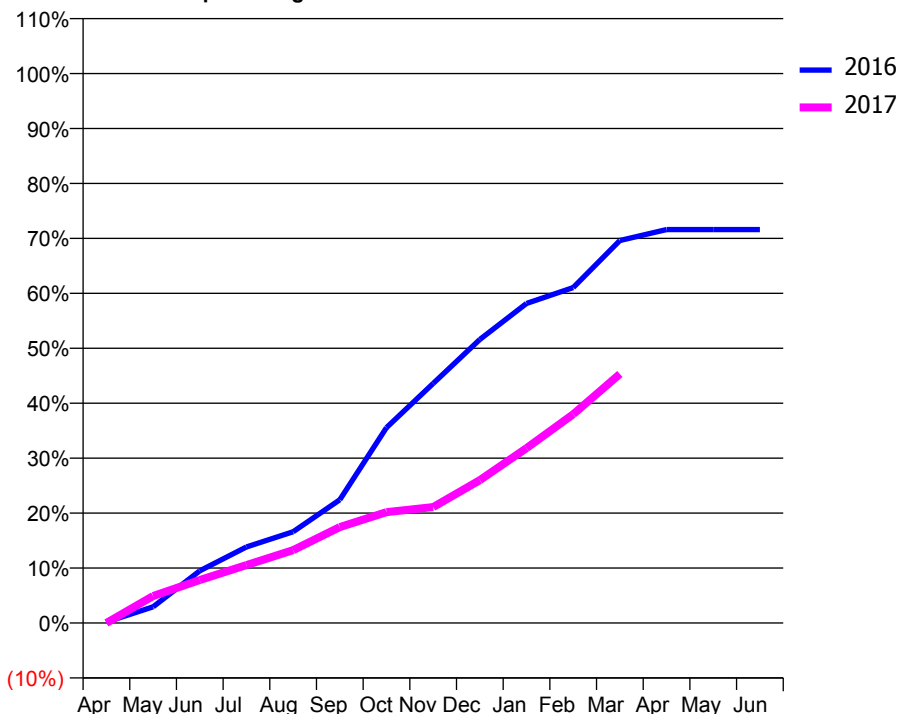
ACCESS*

Patients seen in 24 months	Total	Change since previous quarter
Quarter ending March 2016	162	
Quarter ending June 2016	159	↓
Quarter ending September 2016	153	↓
Quarter ending December 2016	156	→
Quarter ending March 2017	166	↑
Variance since March 2016	2.5%	↑



ACTIVITY

Cumulative percentage of contracted UDA delivered 2016 & 2017



Month	Adjusted Scheduled Activity (UDA)	
	2016	2017
April	1	0
May	16	27
June	52	43
July	76	58
August	91	73
September	123	96
October	196	111
November	240	116
December	284	143
January	320	175
February	336	209
March	383	249
April	394	
May	394	
June	394	

QUALITY

	Quantity	Base Number	Contract	LHB	Wales
% of FP17s for the same patient ID Re-attending within 3 months - Children	0	0	N/A	8.9%	11.3%
% of FP17s for the same patient ID Re-attending within 3 months - Adults	6	75	8.0%	15.8%	16.7%
% of FP17s for the same patient ID Re-attending between 3 & 9 months - Children	0	0	N/A	57.0%	58.0%
% of FP17s for the same patient ID Re-attending between 3 & 9 months - Adults	5	75	6.7%	53.2%	53.7%
% of FP17s for Band 1 Urgent Courses	1	69	1.4%	9.5%	9.0%
% of FP17s Relating to Free Repair or Replacements	0	69	0.0%	0.8%	0.7%
% of FP17s Relating to Continuations	1	69	1.4%	0.9%	0.9%
% of Patients satisfied with the dentistry they have received	0	0	N/A	93.1%	93.9%
% of Patients satisfied with the time they had to wait for an appointment	0	0	N/A	85.8%	88.4%

* This is based on patients treated on this contract for their most recent course of treatment. Figures in italics indicate the base number of FP17s or Patient Questionnaire responses are less than 100. N/A is shown where the base number of responses is less than 10 during the period. % is calculated as Quantity/Base number*100

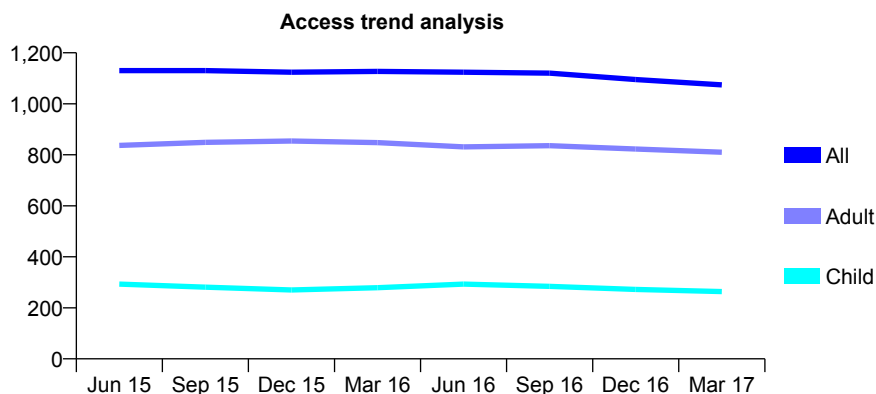
7A6 - Vital Signs At a Glance Contract Report for 130389/0001 - March 2017

Name or company name	Aneurin Bevan Health Board
Contract type name	GDS Contract
Purpose of contract	General
Contract start date	18/07/2006
Contract end date	

16/17 Contracted general activity (UDA)	4,000
Carry forward general activity (UDA)	0
16/17 Contracted orthodontic activity (UOA)	0
Carry forward orthodontic activity (UOA)	0
Baseline contract value	£109,445.60

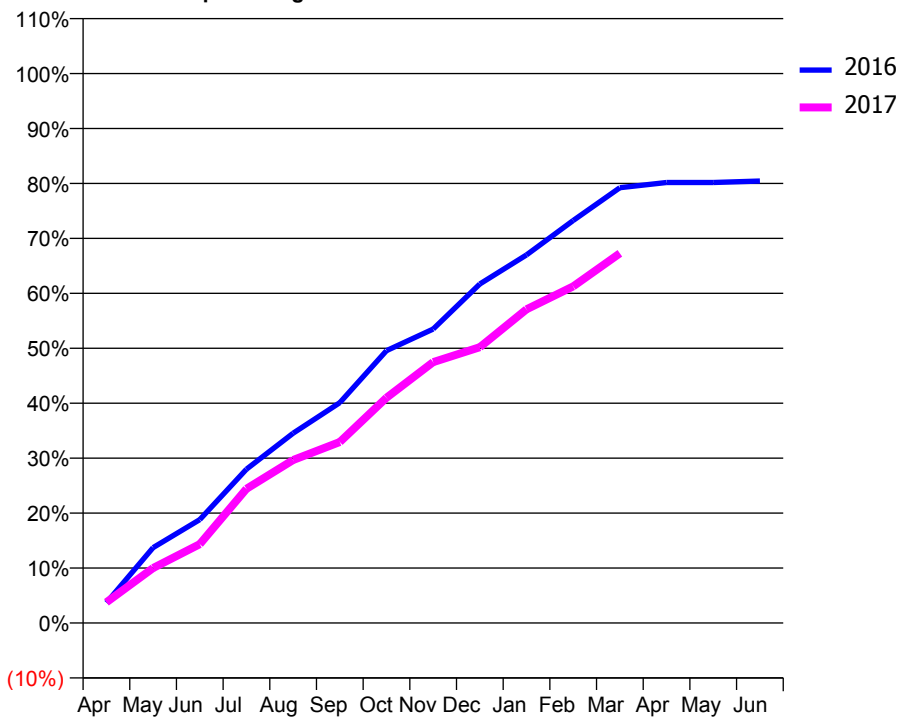
ACCESS*

Patients seen in 24 months	Total	Change since previous quarter
Quarter ending March 2016	1,127	
Quarter ending June 2016	1,124	→
Quarter ending September 2016	1,120	→
Quarter ending December 2016	1,095	↓
Quarter ending March 2017	1,074	↓
Variance since March 2016	(4.7%)	↓



ACTIVITY

Cumulative percentage of contracted UDA delivered 2016 & 2017



Month	Adjusted Scheduled Activity (UDA)	
	2016	2017
April	148	151
May	549	401
June	753	574
July	1,120	977
August	1,382	1,186
September	1,604	1,318
October	1,983	1,640
November	2,140	1,899
December	2,468	2,008
January	2,680	2,283
February	2,930	2,450
March	3,169	2,691
April	3,206	
May	3,206	
June	3,217	

QUALITY

	Quantity	Base Number	Contract	LHB	Wales
% of FP17s for the same patient ID Re-attending within 3 months - Children	29	275	10.5%	8.9%	11.3%
% of FP17s for the same patient ID Re-attending within 3 months - Adults	141	918	15.4%	15.8%	16.7%
% of FP17s for the same patient ID Re-attending between 3 & 9 months - Children	108	275	39.3%	57.0%	58.0%
% of FP17s for the same patient ID Re-attending between 3 & 9 months - Adults	330	918	35.9%	53.2%	53.7%
% of FP17s for Band 1 Urgent Courses	144	1,167	12.3%	9.5%	9.0%
% of FP17s Relating to Free Repair or Replacements	26	1,167	2.2%	0.8%	0.7%
% of FP17s Relating to Continuations	7	1,167	0.6%	0.9%	0.9%
% of Patients satisfied with the dentistry they have received	7	7	N/A	93.1%	93.9%
% of Patients satisfied with the time they had to wait for an appointment	7	7	N/A	85.8%	88.4%

* This is based on patients treated on this contract for their most recent course of treatment. Figures in italics indicate the base number of FP17s or Patient Questionnaire responses are less than 100. N/A is shown where the base number of responses is less than 10 during the period. % is calculated as Quantity/Base number*100

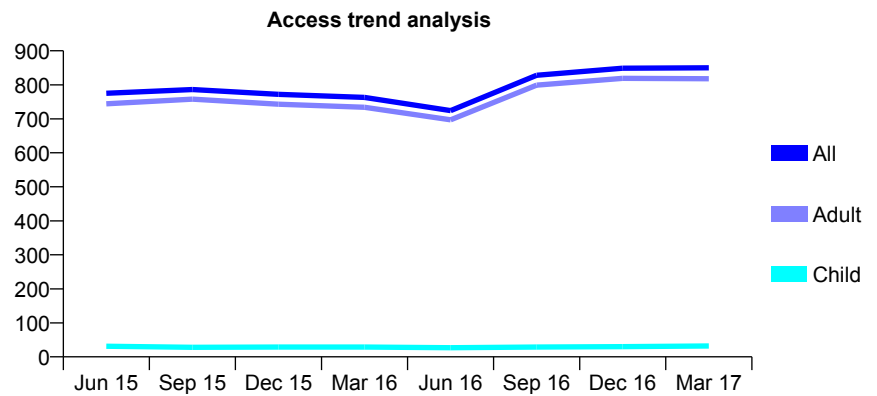
7A6 - Vital Signs At a Glance Contract Report for 130389/0002 - March 2017

Name or company name	Aneurin Bevan Health Board
Contract type name	GDS Contract
Purpose of contract	General
Contract start date	01/06/2007
Contract end date	

16/17 Contracted general activity (UDA)	4,000
Carry forward general activity (UDA)	0
16/17 Contracted orthodontic activity (UOA)	0
Carry forward orthodontic activity (UOA)	0
Baseline contract value	£143,161.69

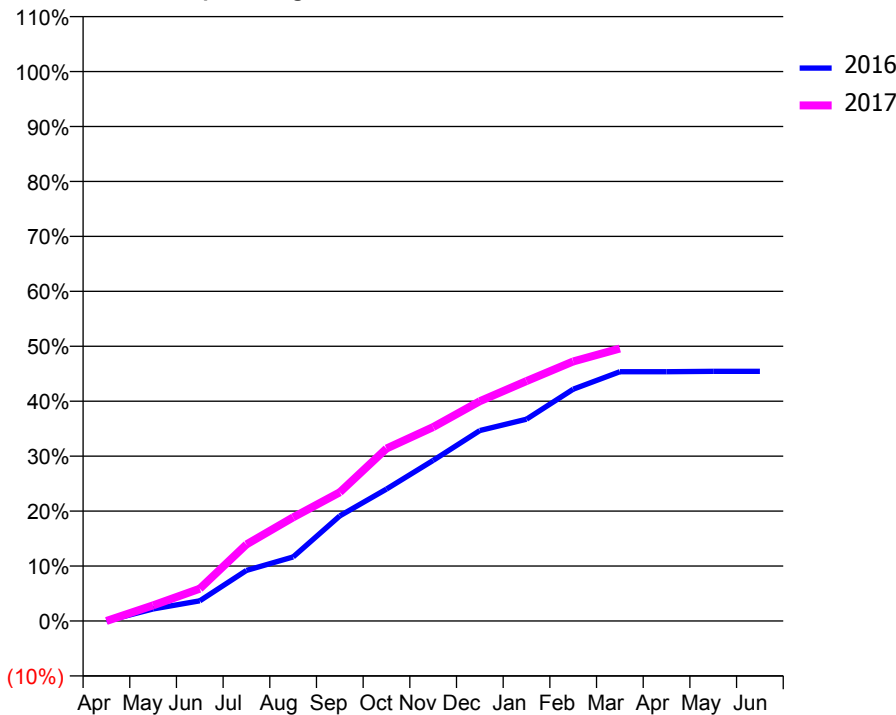
ACCESS*

Patients seen in 24 months	Total	Change since previous quarter
Quarter ending March 2016	763	
Quarter ending June 2016	724	↓
Quarter ending September 2016	828	↑
Quarter ending December 2016	849	↑
Quarter ending March 2017	850	→
Variance since March 2016	11.4%	↑



ACTIVITY

Cumulative percentage of contracted UDA delivered 2016 & 2017



Month	Adjusted Scheduled Activity (UDA)	
	2016	2017
April	0	0
May	88	114
June	147	235
July	369	557
August	466	755
September	765	938
October	960	1,255
November	1,169	1,412
December	1,386	1,600
January	1,469	1,746
February	1,687	1,889
March	1,815	1,983
April	1,815	
May	1,818	
June	1,818	

QUALITY

	Quantity	Base Number	Contract	LHB	Wales
% of FP17s for the same patient ID Re-attending within 3 months - Children	2	38	5.3%	8.9%	11.3%
% of FP17s for the same patient ID Re-attending within 3 months - Adults	46	674	6.8%	15.8%	16.7%
% of FP17s for the same patient ID Re-attending between 3 & 9 months - Children	1	38	2.6%	57.0%	58.0%
% of FP17s for the same patient ID Re-attending between 3 & 9 months - Adults	103	674	15.3%	53.2%	53.7%
% of FP17s for Band 1 Urgent Courses	56	689	8.1%	9.5%	9.0%
% of FP17s Relating to Free Repair or Replacements	1	689	0.1%	0.8%	0.7%
% of FP17s Relating to Continuations	1	689	0.1%	0.9%	0.9%
% of Patients satisfied with the dentistry they have received	0	0	N/A	93.1%	93.9%
% of Patients satisfied with the time they had to wait for an appointment	0	0	N/A	85.8%	88.4%

* This is based on patients treated on this contract for their most recent course of treatment. Figures in italics indicate the base number of FP17s or Patient Questionnaire responses are less than 100. N/A is shown where the base number of responses is less than 10 during the period. % is calculated as Quantity/Base number*100

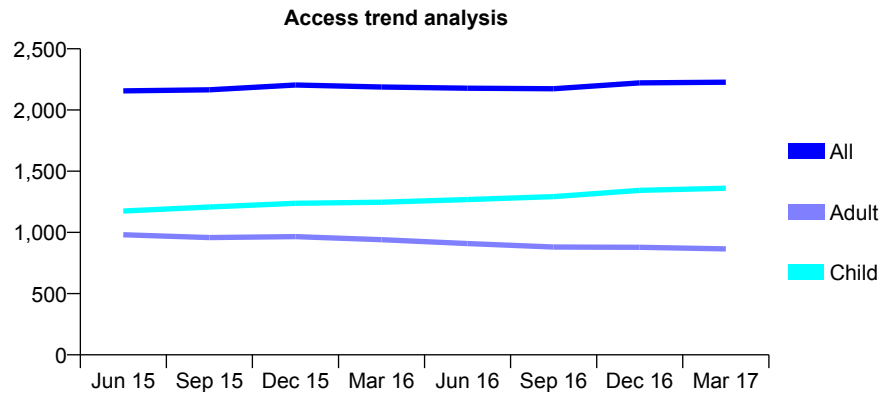
7A6 - Vital Signs At a Glance Contract Report for 133248/0001 - March 2017

Name or company name	Hilltop View Ltd
Contract type name	GDS Contract
Purpose of contract	General
Contract start date	01/04/2011
Contract end date	

16/17 Contracted general activity (UDA)	6,500
Carry forward general activity (UDA)	313
16/17 Contracted orthodontic activity (UOA)	0
Carry forward orthodontic activity (UOA)	0
Baseline contract value	£165,404.65

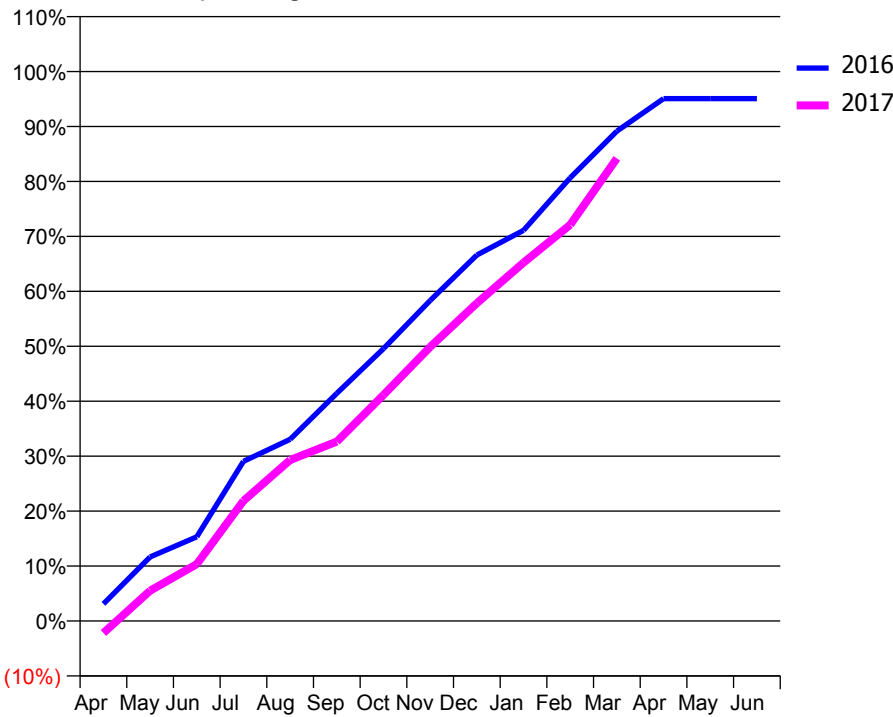
ACCESS*

Patients seen in 24 months	Total	Change since previous quarter
Quarter ending March 2016	2,188	
Quarter ending June 2016	2,178	→
Quarter ending September 2016	2,174	→
Quarter ending December 2016	2,222	↑
Quarter ending March 2017	2,227	→
Variance since March 2016	1.8%	→



ACTIVITY

Cumulative percentage of contracted UDA delivered 2016 & 2017



Month	Adjusted Scheduled Activity (UDA)	
	2016	2017
April	203	-142
May	758	358
June	997	673
July	1,890	1,421
August	2,149	1,905
September	2,694	2,123
October	3,221	2,675
November	3,791	3,242
December	4,329	3,760
January	4,621	4,239
February	5,242	4,687
March	5,794	5,473
April	6,179	
May	6,179	
June	6,179	

QUALITY

	Quantity	Base Number	Contract	LHB	Wales
% of FP17s for the same patient ID Re-attending within 3 months - Children	78	1,674	4.7%	8.9%	11.3%
% of FP17s for the same patient ID Re-attending within 3 months - Adults	175	1,020	17.2%	15.8%	16.7%
% of FP17s for the same patient ID Re-attending between 3 & 9 months - Children	780	1,674	46.6%	57.0%	58.0%
% of FP17s for the same patient ID Re-attending between 3 & 9 months - Adults	488	1,020	47.8%	53.2%	53.7%
% of FP17s for Band 1 Urgent Courses	209	2,540	8.2%	9.5%	9.0%
% of FP17s Relating to Free Repair or Replacements	0	2,540	0.0%	0.8%	0.7%
% of FP17s Relating to Continuations	24	2,540	0.9%	0.9%	0.9%
% of Patients satisfied with the dentistry they have received	5	7	N/A	93.1%	93.9%
% of Patients satisfied with the time they had to wait for an appointment	5	7	N/A	85.8%	88.4%

* This is based on patients treated on this contract for their most recent course of treatment. Figures in italics indicate the base number of FP17s or Patient Questionnaire responses are less than 100. N/A is shown where the base number of responses is less than 10 during the period. % is calculated as Quantity/Base number*100

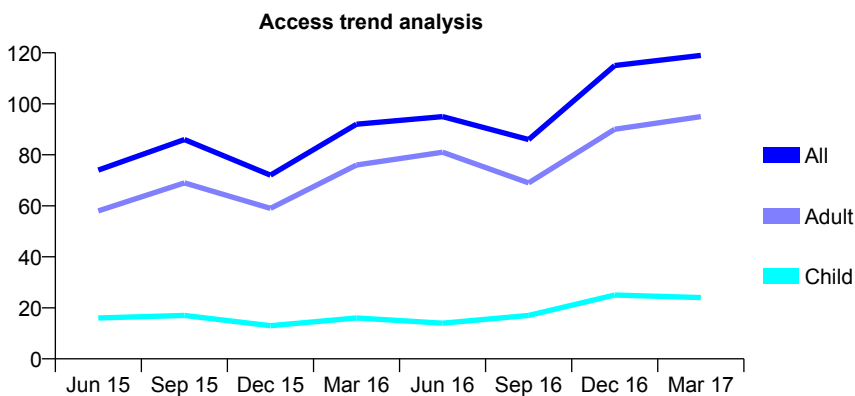
7A6 - Vital Signs At a Glance Contract Report for 133523/0002 - March 2017

Name or company name	Gateway OHS Limited
Contract type name	PDS Contract
Purpose of contract	General
Contract start date	01/07/2010
Contract end date	31/03/2017

16/17 Contracted general activity (UDA)	702
Carry forward general activity (UDA)	0
16/17 Contracted orthodontic activity (UOA)	0
Carry forward orthodontic activity (UOA)	0
Baseline contract value	£83,625.92

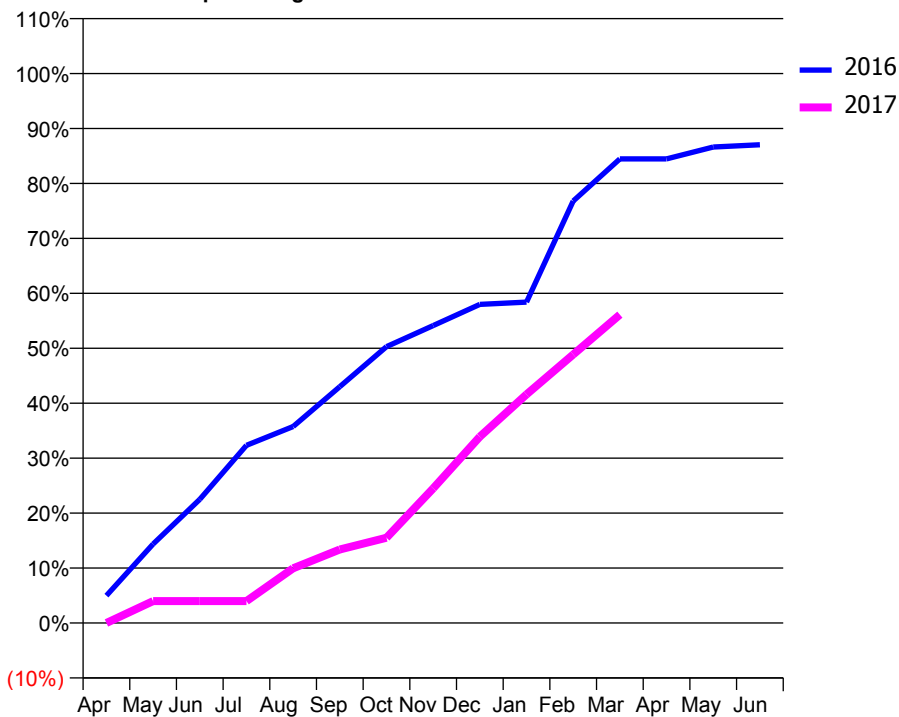
ACCESS*

Patients seen in 24 months	Total	Change since previous quarter
Quarter ending March 2016	92	
Quarter ending June 2016	95	↑
Quarter ending September 2016	86	↓
Quarter ending December 2016	115	↑
Quarter ending March 2017	119	↑
Variance since March 2016	29.3%	↑



ACTIVITY

Cumulative percentage of contracted UDA delivered 2016 & 2017



Month	Adjusted Scheduled Activity (UDA)	
	2016	2017
April	35	0
May	101	28
June	158	28
July	227	28
August	251	70
September	302	94
October	353	109
November	380	172
December	407	238
January	410	292
February	539	343
March	593	394
April	593	
May	608	
June	611	

QUALITY

	Quantity	Base Number	Contract	LHB	Wales
% of FP17s for the same patient ID Re-attending within 3 months - Children	0	38	0.0%	8.9%	11.3%
% of FP17s for the same patient ID Re-attending within 3 months - Adults	1	109	0.9%	15.8%	16.7%
% of FP17s for the same patient ID Re-attending between 3 & 9 months - Children	0	38	0.0%	57.0%	58.0%
% of FP17s for the same patient ID Re-attending between 3 & 9 months - Adults	1	109	0.9%	53.2%	53.7%
% of FP17s for Band 1 Urgent Courses	0	137	0.0%	9.5%	9.0%
% of FP17s Relating to Free Repair or Replacements	1	137	0.7%	0.8%	0.7%
% of FP17s Relating to Continuations	0	137	0.0%	0.9%	0.9%
% of Patients satisfied with the dentistry they have received	0	0	N/A	93.1%	93.9%
% of Patients satisfied with the time they had to wait for an appointment	0	0	N/A	85.8%	88.4%

* This is based on patients treated on this contract for their most recent course of treatment. Figures in italics indicate the base number of FP17s or Patient Questionnaire responses are less than 100. N/A is shown where the base number of responses is less than 10 during the period. % is calculated as Quantity/Base number*100

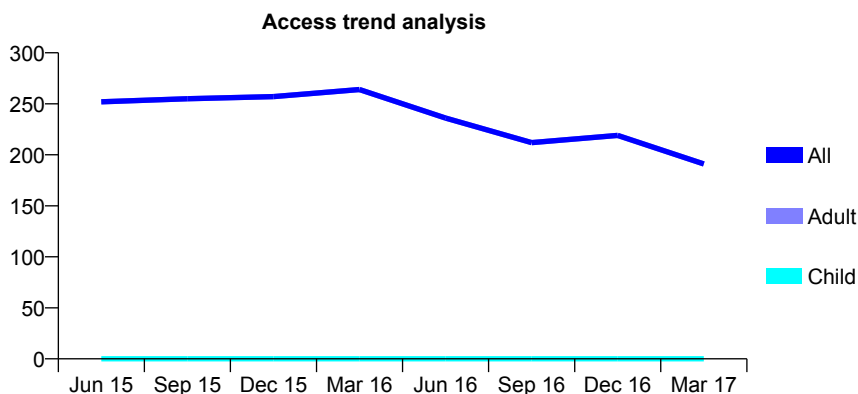
7A6 - Vital Signs At a Glance Contract Report for 133523/0005 - March 2017

Name or company name	Gateway OHS Limited
Contract type name	PDS Contract
Purpose of contract	General
Contract start date	01/07/2010
Contract end date	31/03/2017

16/17 Contracted general activity (UDA)	600
Carry forward general activity (UDA)	0
16/17 Contracted orthodontic activity (UOA)	0
Carry forward orthodontic activity (UOA)	0
Baseline contract value	£21,000.87

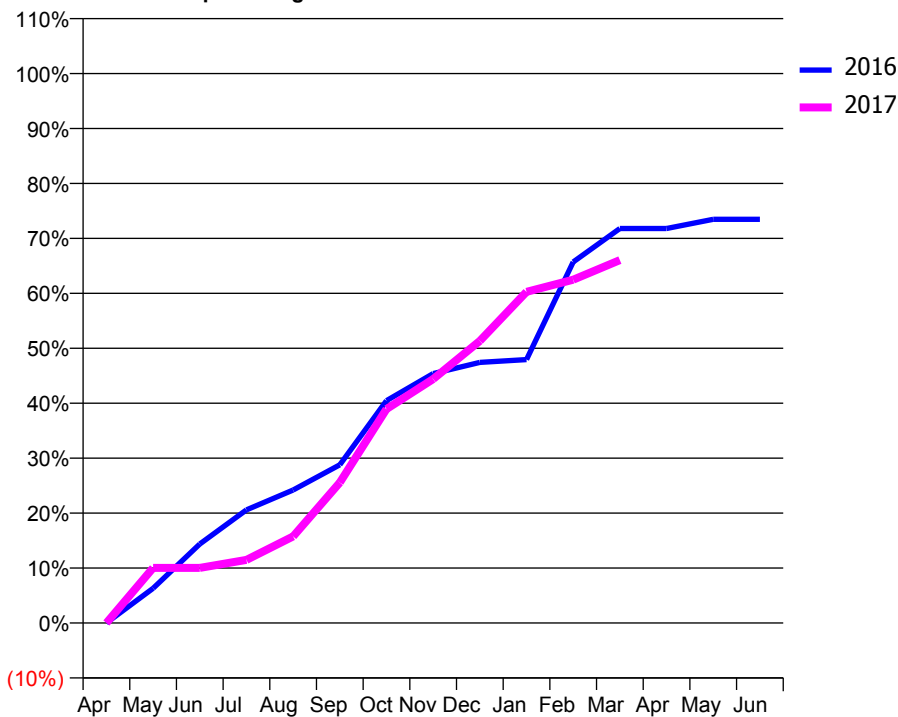
ACCESS*

Patients seen in 24 months	Total	Change since previous quarter
Quarter ending March 2016	264	
Quarter ending June 2016	236	↓
Quarter ending September 2016	212	↓
Quarter ending December 2016	219	↑
Quarter ending March 2017	191	↓
Variance since March 2016	(27.7%)	↓



ACTIVITY

Cumulative percentage of contracted UDA delivered 2016 & 2017



Month	Adjusted Scheduled Activity (UDA)	
	2016	2017
April	0	0
May	38	60
June	86	60
July	124	69
August	145	95
September	173	153
October	243	234
November	272	266
December	285	308
January	288	362
February	394	375
March	431	396
April	431	
May	441	
June	441	

QUALITY

	Quantity	Base Number	Contract	LHB	Wales
% of FP17s for the same patient ID Re-attending within 3 months - Children	0	0	N/A	8.9%	11.3%
% of FP17s for the same patient ID Re-attending within 3 months - Adults	10	136	7.4%	15.8%	16.7%
% of FP17s for the same patient ID Re-attending between 3 & 9 months - Children	0	0	N/A	57.0%	58.0%
% of FP17s for the same patient ID Re-attending between 3 & 9 months - Adults	17	136	12.5%	53.2%	53.7%
% of FP17s for Band 1 Urgent Courses	66	130	50.8%	9.5%	9.0%
% of FP17s Relating to Free Repair or Replacements	0	130	0.0%	0.8%	0.7%
% of FP17s Relating to Continuations	1	130	0.8%	0.9%	0.9%
% of Patients satisfied with the dentistry they have received	0	1	N/A	93.1%	93.9%
% of Patients satisfied with the time they had to wait for an appointment	1	1	N/A	85.8%	88.4%

* This is based on patients treated on this contract for their most recent course of treatment. Figures in italics indicate the base number of FP17s or Patient Questionnaire responses are less than 100. N/A is shown where the base number of responses is less than 10 during the period. % is calculated as Quantity/Base number*100

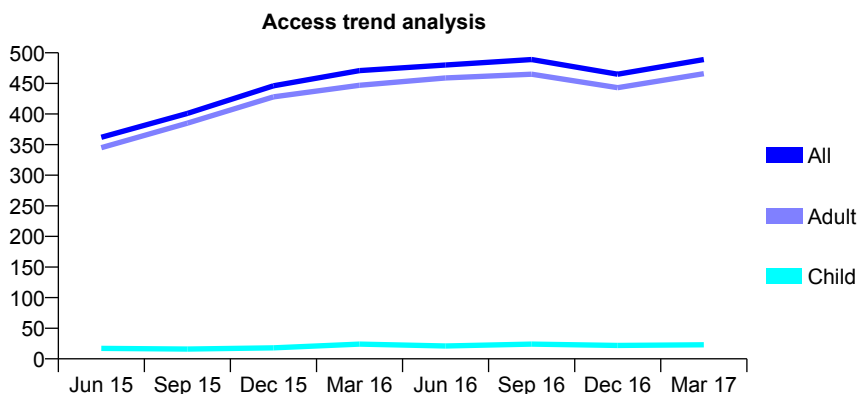
7A6 - Vital Signs At a Glance Contract Report for 133523/0007 - March 2017

Name or company name	Gateway OHS Limited
Contract type name	PDS Contract
Purpose of contract	General
Contract start date	01/04/2011
Contract end date	31/03/2017

16/17 Contracted general activity (UDA)	562
Carry forward general activity (UDA)	0
16/17 Contracted orthodontic activity (UOA)	0
Carry forward orthodontic activity (UOA)	0
Baseline contract value	£20,859.15

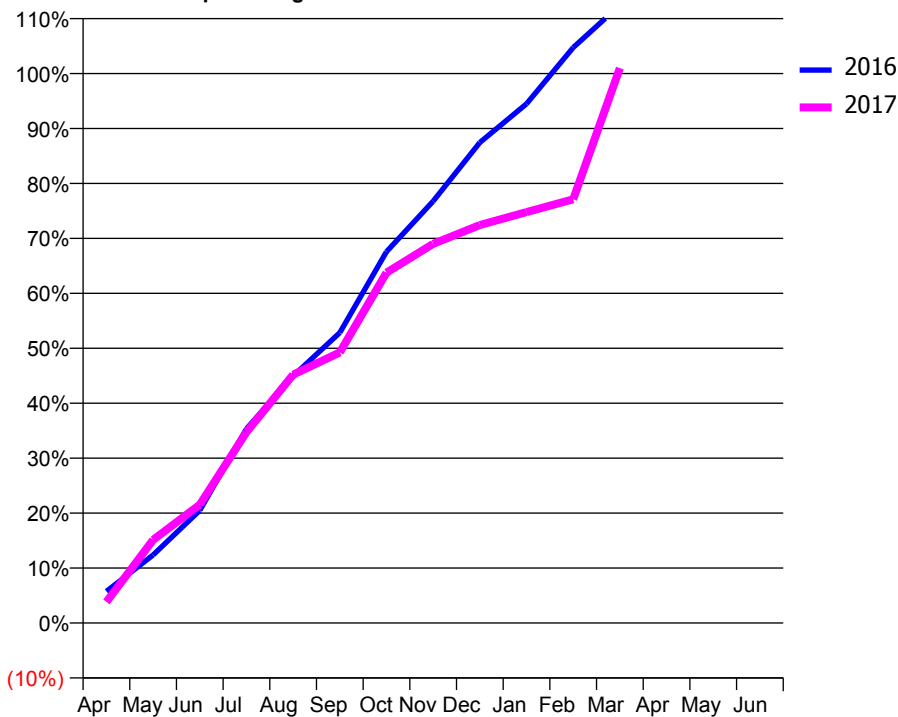
ACCESS*

Patients seen in 24 months	Total	Change since previous quarter
Quarter ending March 2016	471	
Quarter ending June 2016	480	→
Quarter ending September 2016	489	→
Quarter ending December 2016	465	↓
Quarter ending March 2017	489	↑
Variance since March 2016	3.8%	↑



ACTIVITY

Cumulative percentage of contracted UDA delivered 2016 & 2017



Month	Adjusted Scheduled Activity (UDA)	
	2016	2017
April	32	22
May	70	85
June	115	121
July	199	195
August	253	254
September	297	277
October	380	358
November	431	388
December	491	407
January	531	420
February	589	433
March	632	568
April	665	
May	665	
June	665	

QUALITY

	Quantity	Base Number	Contract	LHB	Wales
% of FP17s for the same patient ID Re-attending within 3 months - Children	0	21	0.0%	8.9%	11.3%
% of FP17s for the same patient ID Re-attending within 3 months - Adults	18	471	3.8%	15.8%	16.7%
% of FP17s for the same patient ID Re-attending between 3 & 9 months - Children	0	21	0.0%	57.0%	58.0%
% of FP17s for the same patient ID Re-attending between 3 & 9 months - Adults	6	471	1.3%	53.2%	53.7%
% of FP17s for Band 1 Urgent Courses	458	463	98.9%	9.5%	9.0%
% of FP17s Relating to Free Repair or Replacements	0	463	0.0%	0.8%	0.7%
% of FP17s Relating to Continuations	0	463	0.0%	0.9%	0.9%
% of Patients satisfied with the dentistry they have received	1	2	N/A	93.1%	93.9%
% of Patients satisfied with the time they had to wait for an appointment	1	2	N/A	85.8%	88.4%

* This is based on patients treated on this contract for their most recent course of treatment. Figures in italics indicate the base number of FP17s or Patient Questionnaire responses are less than 100. N/A is shown where the base number of responses is less than 10 during the period. % is calculated as Quantity/Base number*100

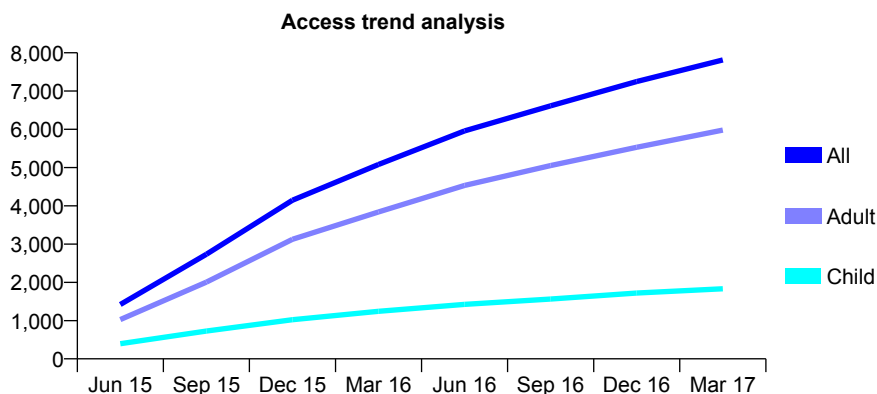
7A6 - Vital Signs At a Glance Contract Report for 133523/0008 - March 2017

Name or company name	Gateway OHS Limited
Contract type name	GDS Contract
Purpose of contract	General
Contract start date	01/04/2015
Contract end date	

16/17 Contracted general activity (UDA)	22,472
Carry forward general activity (UDA)	0
16/17 Contracted orthodontic activity (UOA)	0
Carry forward orthodontic activity (UOA)	0
Baseline contract value	£569,634.36

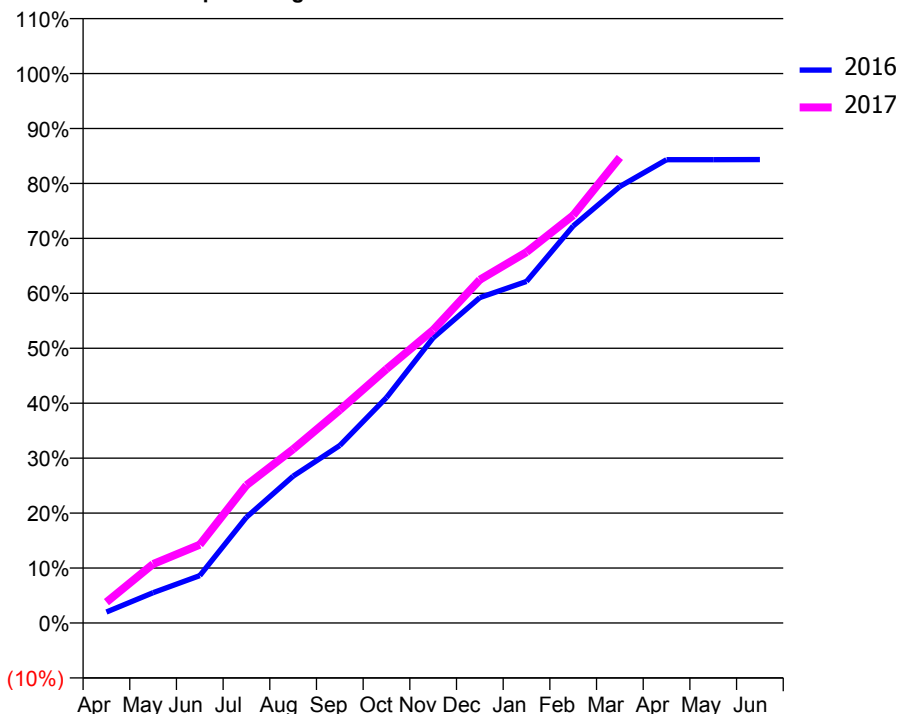
ACCESS*

Patients seen in 24 months	Total	Change since previous quarter
Quarter ending March 2016	5,082	
Quarter ending June 2016	5,959	↑
Quarter ending September 2016	6,615	↑
Quarter ending December 2016	7,249	↑
Quarter ending March 2017	7,812	↑
Variance since March 2016	53.7%	↑



ACTIVITY

Cumulative percentage of contracted UDA delivered 2016 & 2017



Month	Adjusted Scheduled Activity (UDA)	
	2016	2017
April	362	852
May	993	2,414
June	1,552	3,203
July	3,460	5,638
August	4,804	7,108
September	5,810	8,711
October	7,374	10,388
November	9,331	11,983
December	10,647	14,037
January	11,173	15,169
February	12,988	16,673
March	14,280	19,042
April	15,155	
May	15,156	
June	15,161	

QUALITY

	Quantity	Base Number	Contract	LHB	Wales
% of FP17s for the same patient ID Re-attending within 3 months - Children	145	1,900	7.6%	8.9%	11.3%
% of FP17s for the same patient ID Re-attending within 3 months - Adults	1,296	7,219	18.0%	15.8%	16.7%
% of FP17s for the same patient ID Re-attending between 3 & 9 months - Children	483	1,900	25.4%	57.0%	58.0%
% of FP17s for the same patient ID Re-attending between 3 & 9 months - Adults	2,413	7,219	33.4%	53.2%	53.7%
% of FP17s for Band 1 Urgent Courses	1,207	8,657	13.9%	9.5%	9.0%
% of FP17s Relating to Free Repair or Replacements	151	8,657	1.7%	0.8%	0.7%
% of FP17s Relating to Continuations	23	8,657	0.3%	0.9%	0.9%
% of Patients satisfied with the dentistry they have received	29	32	90.6%	93.1%	93.9%
% of Patients satisfied with the time they had to wait for an appointment	24	32	75.0%	85.8%	88.4%

* This is based on patients treated on this contract for their most recent course of treatment. Figures in italics indicate the base number of FP17s or Patient Questionnaire responses are less than 100. N/A is shown where the base number of responses is less than 10 during the period. % is calculated as Quantity/Base number*100

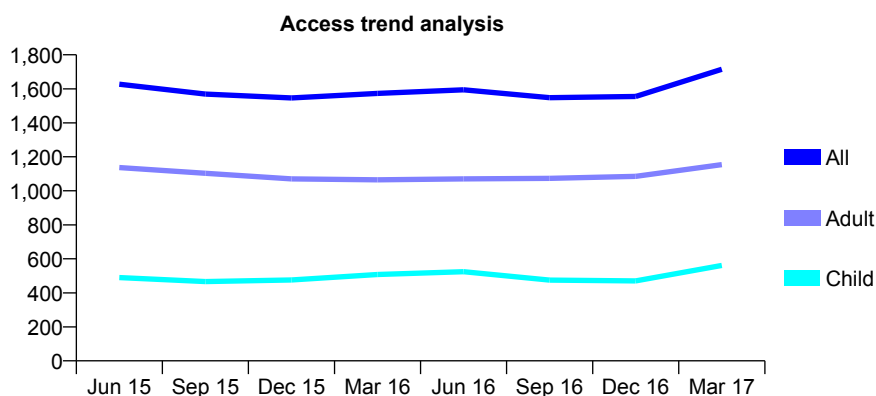
7A6 - Vital Signs At a Glance Contract Report for 140309/0001 - March 2017

Name or company name	A & M Jones Healthcare Ltd
Contract type name	GDS Contract
Purpose of contract	General
Contract start date	01/03/2012
Contract end date	

16/17 Contracted general activity (UDA)	5,754
Carry forward general activity (UDA)	81
16/17 Contracted orthodontic activity (UOA)	0
Carry forward orthodontic activity (UOA)	0
Baseline contract value	£192,744.07

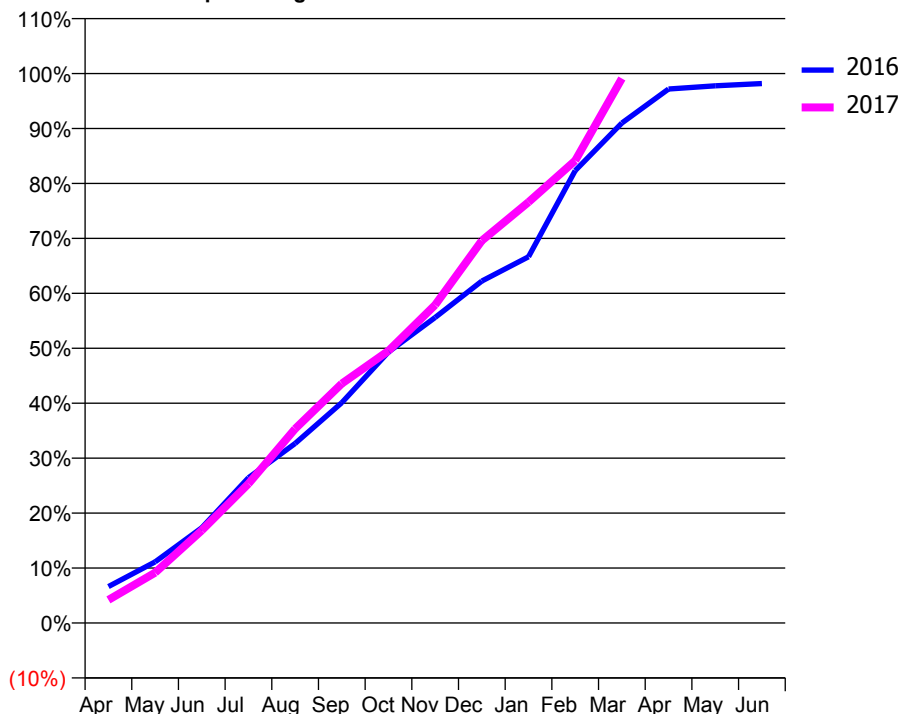
ACCESS*

Patients seen in 24 months	Total	Change since previous quarter
Quarter ending March 2016	1,573	
Quarter ending June 2016	1,594	→
Quarter ending September 2016	1,548	↓
Quarter ending December 2016	1,555	→
Quarter ending March 2017	1,715	↑
Variance since March 2016	9.0%	↑



ACTIVITY

Cumulative percentage of contracted UDA delivered 2016 & 2017



Month	Adjusted Scheduled Activity (UDA)	
	2016	2017
April	382	242
May	640	527
June	997	970
July	1,521	1,458
August	1,880	2,034
September	2,307	2,506
October	2,837	2,851
November	3,200	3,331
December	3,581	4,004
January	3,835	4,407
February	4,737	4,842
March	5,235	5,701
April	5,592	
May	5,625	
June	5,648	

QUALITY

	Quantity	Base Number	Contract	LHB	Wales
% of FP17s for the same patient ID Re-attending within 3 months - Children	36	905	4.0%	8.9%	11.3%
% of FP17s for the same patient ID Re-attending within 3 months - Adults	176	1,699	10.4%	15.8%	16.7%
% of FP17s for the same patient ID Re-attending between 3 & 9 months - Children	391	905	43.2%	57.0%	58.0%
% of FP17s for the same patient ID Re-attending between 3 & 9 months - Adults	593	1,699	34.9%	53.2%	53.7%
% of FP17s for Band 1 Urgent Courses	261	2,431	10.7%	9.5%	9.0%
% of FP17s Relating to Free Repair or Replacements	11	2,431	0.5%	0.8%	0.7%
% of FP17s Relating to Continuations	6	2,431	0.2%	0.9%	0.9%
% of Patients satisfied with the dentistry they have received	3	3	N/A	93.1%	93.9%
% of Patients satisfied with the time they had to wait for an appointment	3	3	N/A	85.8%	88.4%

* This is based on patients treated on this contract for their most recent course of treatment. Figures in italics indicate the base number of FP17s or Patient Questionnaire responses are less than 100. N/A is shown where the base number of responses is less than 10 during the period. % is calculated as Quantity/Base number*100

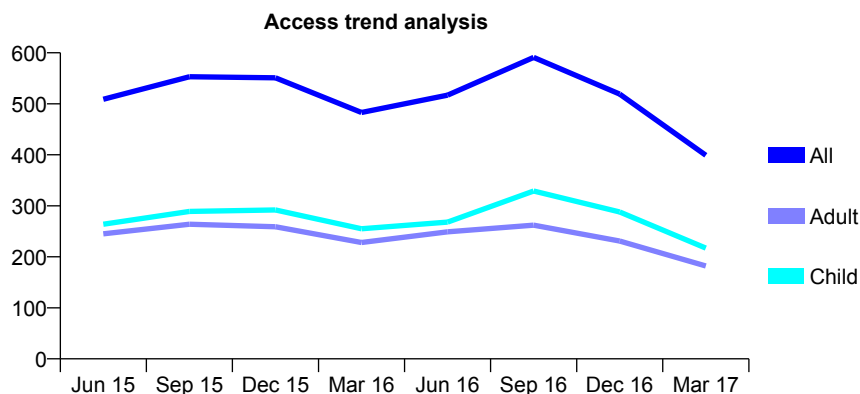
7A6 - Vital Signs At a Glance Contract Report for 140309/0002 - March 2017

Name or company name	A & M Jones Healthcare Ltd
Contract type name	GDS Contract
Purpose of contract	General
Contract start date	01/03/2012
Contract end date	

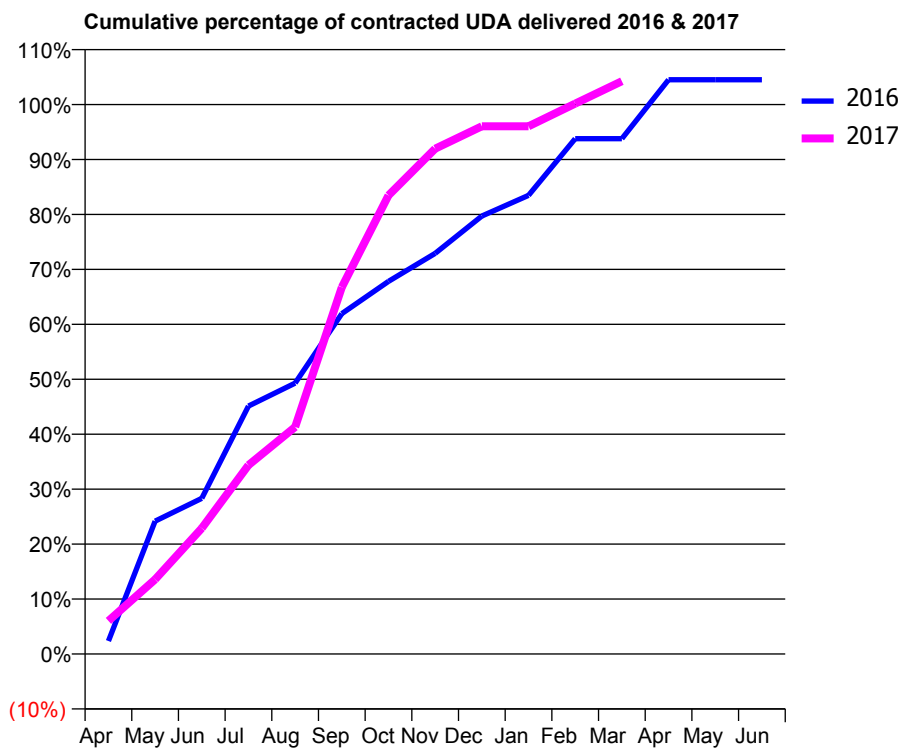
16/17 Contracted general activity (UDA)	1,314
Carry forward general activity (UDA)	-62
16/17 Contracted orthodontic activity (UOA)	0
Carry forward orthodontic activity (UOA)	0
Baseline contract value	£28,800.48

ACCESS*

Patients seen in 24 months	Total	Change since previous quarter
Quarter ending March 2016	483	
Quarter ending June 2016	517	↑
Quarter ending September 2016	591	↑
Quarter ending December 2016	519	↓
Quarter ending March 2017	399	↓
Variance since March 2016	(17.4%)	↓



ACTIVITY



Month	Adjusted Scheduled Activity (UDA)	
	2016	2017
April	31	79
May	318	178
June	372	301
July	593	452
August	648	543
September	814	877
October	891	1,097
November	958	1,208
December	1,047	1,262
January	1,097	1,262
February	1,232	1,316
March	1,232	1,370
April	1,373	
May	1,373	
June	1,373	

QUALITY

	Quantity	Base Number	Contract	LHB	Wales
% of FP17s for the same patient ID Re-attending within 3 months - Children	32	452	7.1%	8.9%	11.3%
% of FP17s for the same patient ID Re-attending within 3 months - Adults	55	355	15.5%	15.8%	16.7%
% of FP17s for the same patient ID Re-attending between 3 & 9 months - Children	249	452	55.1%	57.0%	58.0%
% of FP17s for the same patient ID Re-attending between 3 & 9 months - Adults	149	355	42.0%	53.2%	53.7%
% of FP17s for Band 1 Urgent Courses	78	716	10.9%	9.5%	9.0%
% of FP17s Relating to Free Repair or Replacements	1	716	0.1%	0.8%	0.7%
% of FP17s Relating to Continuations	5	716	0.7%	0.9%	0.9%
% of Patients satisfied with the dentistry they have received	0	0	N/A	93.1%	93.9%
% of Patients satisfied with the time they had to wait for an appointment	0	0	N/A	85.8%	88.4%

* This is based on patients treated on this contract for their most recent course of treatment. Figures in italics indicate the base number of FP17s or Patient Questionnaire responses are less than 100. N/A is shown where the base number of responses is less than 10 during the period. % is calculated as Quantity/Base number*100

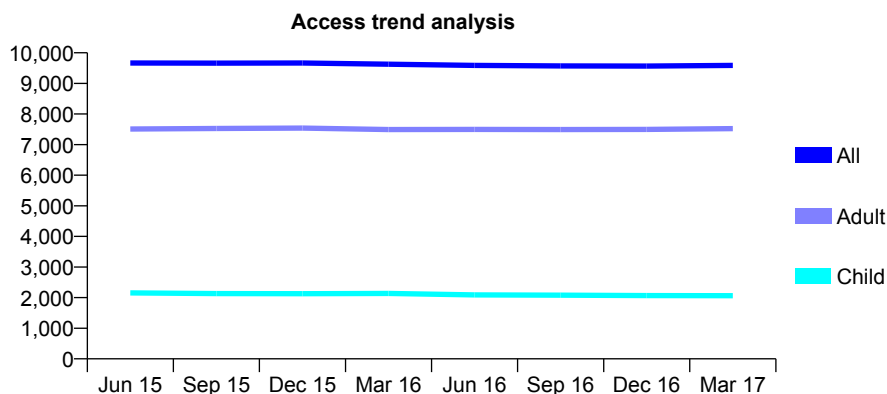
7A6 - Vital Signs At a Glance Contract Report for 142638/0001 - March 2017

Name or company name	The Goodwin Partnership Limited
Contract type name	GDS Contract
Purpose of contract	General
Contract start date	01/04/2009
Contract end date	

16/17 Contracted general activity (UDA)	26,856
Carry forward general activity (UDA)	423
16/17 Contracted orthodontic activity (UOA)	0
Carry forward orthodontic activity (UOA)	0
Baseline contract value	£663,309.28

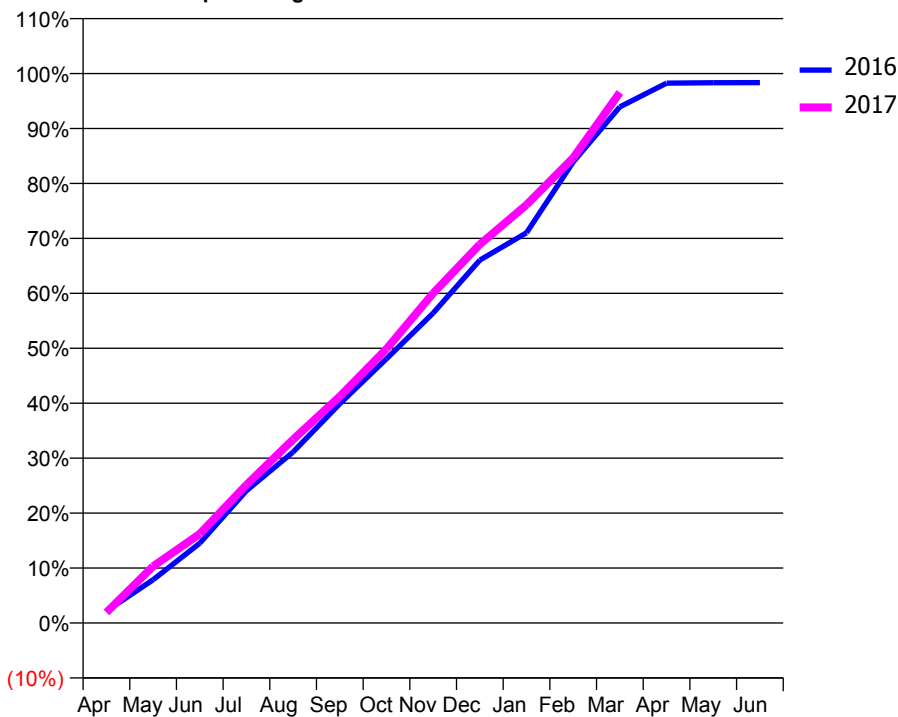
ACCESS*

Patients seen in 24 months	Total	Change since previous quarter
Quarter ending March 2016	9,629	
Quarter ending June 2016	9,587	→
Quarter ending September 2016	9,572	→
Quarter ending December 2016	9,565	→
Quarter ending March 2017	9,589	→
Variance since March 2016	(0.4%)	→



ACTIVITY

Cumulative percentage of contracted UDA delivered 2016 & 2017



Month	Adjusted Scheduled Activity (UDA)	
	2016	2017
April	583	518
May	2,114	2,771
June	3,903	4,354
July	6,468	6,758
August	8,355	8,969
September	10,717	11,074
October	12,913	13,399
November	15,149	16,122
December	17,736	18,505
January	19,071	20,439
February	22,532	22,738
March	25,225	25,930
April	26,387	
May	26,406	
June	26,409	

QUALITY

	Quantity	Base Number	Contract	LHB	Wales
% of FP17s for the same patient ID Re-attending within 3 months - Children	266	2,997	8.9%	8.9%	11.3%
% of FP17s for the same patient ID Re-attending within 3 months - Adults	1,778	11,826	15.0%	15.8%	16.7%
% of FP17s for the same patient ID Re-attending between 3 & 9 months - Children	1,628	2,997	54.3%	57.0%	58.0%
% of FP17s for the same patient ID Re-attending between 3 & 9 months - Adults	6,760	11,826	57.2%	53.2%	53.7%
% of FP17s for Band 1 Urgent Courses	945	14,187	6.7%	9.5%	9.0%
% of FP17s Relating to Free Repair or Replacements	143	14,187	1.0%	0.8%	0.7%
% of FP17s Relating to Continuations	118	14,187	0.8%	0.9%	0.9%
% of Patients satisfied with the dentistry they have received	38	39	97.4%	93.1%	93.9%
% of Patients satisfied with the time they had to wait for an appointment	37	39	94.9%	85.8%	88.4%

* This is based on patients treated on this contract for their most recent course of treatment. Figures in italics indicate the base number of FP17s or Patient Questionnaire responses are less than 100. N/A is shown where the base number of responses is less than 10 during the period. % is calculated as Quantity/Base number*100

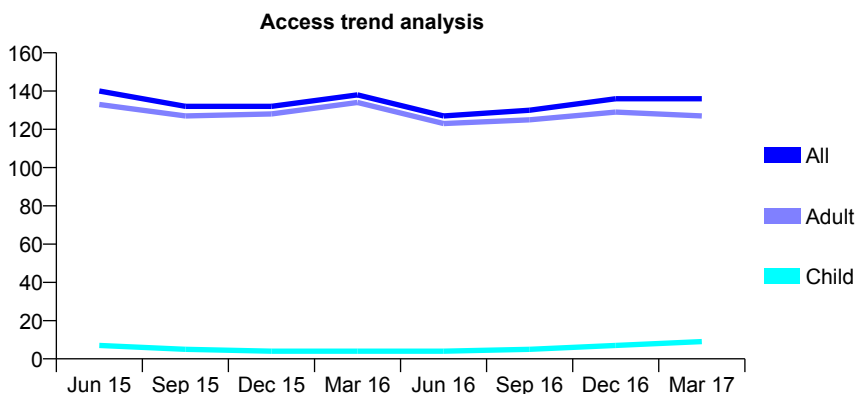
7A6 - Vital Signs At a Glance Contract Report for 142638/0002 - March 2017

Name or company name	The Goodwin Partnership Limited
Contract type name	GDS Contract
Purpose of contract	General
Contract start date	01/04/2009
Contract end date	

16/17 Contracted general activity (UDA)	180
Carry forward general activity (UDA)	0
16/17 Contracted orthodontic activity (UOA)	0
Carry forward orthodontic activity (UOA)	0
Baseline contract value	£10,404.36

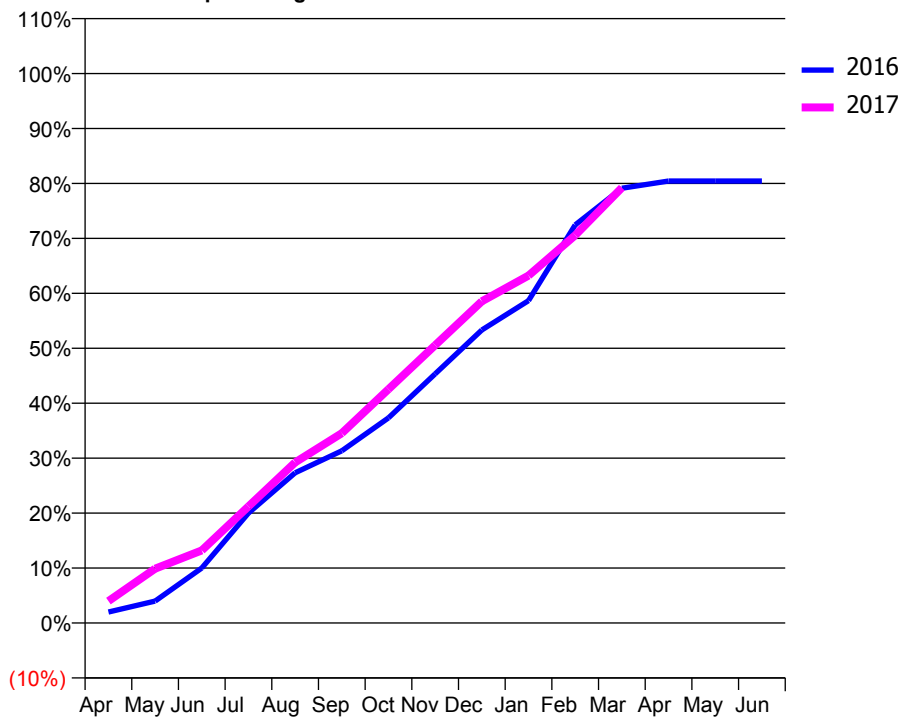
ACCESS*

Patients seen in 24 months	Total	Change since previous quarter
Quarter ending March 2016	138	
Quarter ending June 2016	127	↓
Quarter ending September 2016	130	↑
Quarter ending December 2016	136	↑
Quarter ending March 2017	136	→
Variance since March 2016	(1.4%)	↓



ACTIVITY

Cumulative percentage of contracted UDA delivered 2016 & 2017



Month	Adjusted Scheduled Activity (UDA)	
	2016	2017
April	4	7
May	7	18
June	18	24
July	36	38
August	49	53
September	56	62
October	67	77
November	82	91
December	96	105
January	106	114
February	130	127
March	142	143
April	145	
May	145	
June	145	

QUALITY

	Quantity	Base Number	Contract	LHB	Wales
% of FP17s for the same patient ID Re-attending within 3 months - Children	1	10	10.0%	8.9%	11.3%
% of FP17s for the same patient ID Re-attending within 3 months - Adults	1	112	0.9%	15.8%	16.7%
% of FP17s for the same patient ID Re-attending between 3 & 9 months - Children	0	10	0.0%	57.0%	58.0%
% of FP17s for the same patient ID Re-attending between 3 & 9 months - Adults	1	112	0.9%	53.2%	53.7%
% of FP17s for Band 1 Urgent Courses	118	119	99.2%	9.5%	9.0%
% of FP17s Relating to Free Repair or Replacements	0	119	0.0%	0.8%	0.7%
% of FP17s Relating to Continuations	0	119	0.0%	0.9%	0.9%
% of Patients satisfied with the dentistry they have received	0	0	N/A	93.1%	93.9%
% of Patients satisfied with the time they had to wait for an appointment	0	0	N/A	85.8%	88.4%

* This is based on patients treated on this contract for their most recent course of treatment. Figures in italics indicate the base number of FP17s or Patient Questionnaire responses are less than 100. N/A is shown where the base number of responses is less than 10 during the period. % is calculated as Quantity/Base number*100

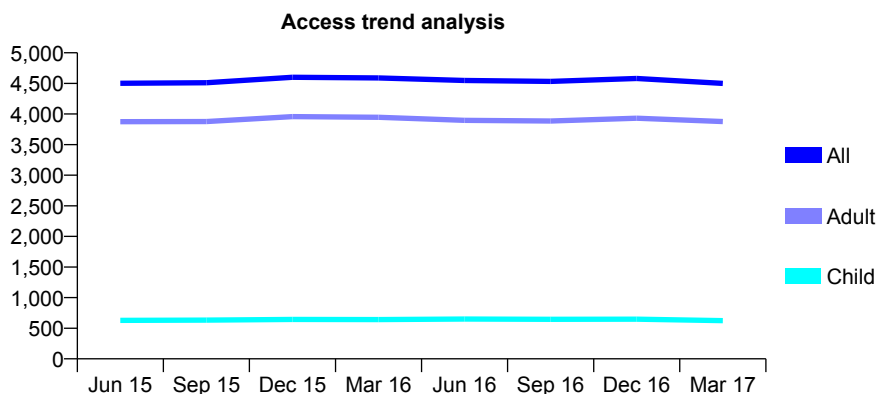
7A6 - Vital Signs At a Glance Contract Report for 144096/0001 - March 2017

Name or company name	Dalegrade Limited
Contract type name	GDS Contract
Purpose of contract	General
Contract start date	01/04/2010
Contract end date	

16/17 Contracted general activity (UDA)	13,320
Carry forward general activity (UDA)	-666
16/17 Contracted orthodontic activity (UOA)	0
Carry forward orthodontic activity (UOA)	0
Baseline contract value	£390,666.97

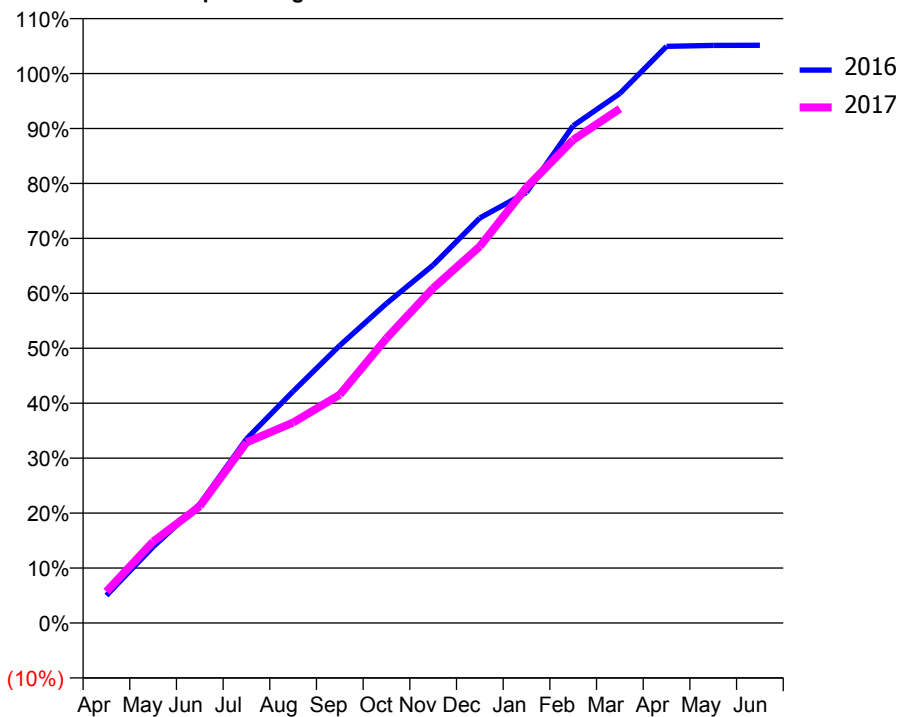
ACCESS*

Patients seen in 24 months	Total	Change since previous quarter
Quarter ending March 2016	4,589	
Quarter ending June 2016	4,547	→
Quarter ending September 2016	4,532	→
Quarter ending December 2016	4,580	→
Quarter ending March 2017	4,500	↓
Variance since March 2016	(1.9%)	↓



ACTIVITY

Cumulative percentage of contracted UDA delivered 2016 & 2017



Adjusted Scheduled Activity (UDA)

Month	2016	2017
April	666	766
May	1,848	1,973
June	2,882	2,831
July	4,462	4,379
August	5,616	4,861
September	6,727	5,536
October	7,746	6,904
November	8,679	8,118
December	9,819	9,131
January	10,437	10,563
February	12,057	11,712
March	12,838	12,467
April	13,979	
May	14,002	
June	14,005	

QUALITY

	Quantity	Base Number	Contract	LHB	Wales
% of FP17s for the same patient ID Re-attending within 3 months - Children	81	950	8.5%	8.9%	11.3%
% of FP17s for the same patient ID Re-attending within 3 months - Adults	955	5,810	16.4%	15.8%	16.7%
% of FP17s for the same patient ID Re-attending between 3 & 9 months - Children	536	950	56.4%	57.0%	58.0%
% of FP17s for the same patient ID Re-attending between 3 & 9 months - Adults	3,169	5,810	54.5%	53.2%	53.7%
% of FP17s for Band 1 Urgent Courses	690	6,091	11.3%	9.5%	9.0%
% of FP17s Relating to Free Repair or Replacements	39	6,091	0.6%	0.8%	0.7%
% of FP17s Relating to Continuations	79	6,091	1.3%	0.9%	0.9%
% of Patients satisfied with the dentistry they have received	32	33	97.0%	93.1%	93.9%
% of Patients satisfied with the time they had to wait for an appointment	32	33	97.0%	85.8%	88.4%

* This is based on patients treated on this contract for their most recent course of treatment. Figures in italics indicate the base number of FP17s or Patient Questionnaire responses are less than 100. N/A is shown where the base number of responses is less than 10 during the period. % is calculated as Quantity/Base number*100

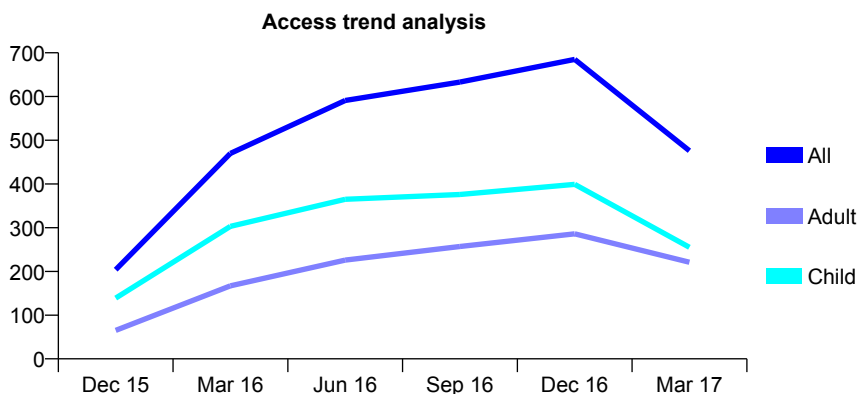
7A6 - Vital Signs At a Glance Contract Report for 144363/0001 - March 2017

Name or company name	Harj Consultancy Ltd
Contract type name	GDS Contract
Purpose of contract	General
Contract start date	01/10/2015
Contract end date	

16/17 Contracted general activity (UDA)	1,617
Carry forward general activity (UDA)	-81
16/17 Contracted orthodontic activity (UOA)	0
Carry forward orthodontic activity (UOA)	0
Baseline contract value	£36,239.57

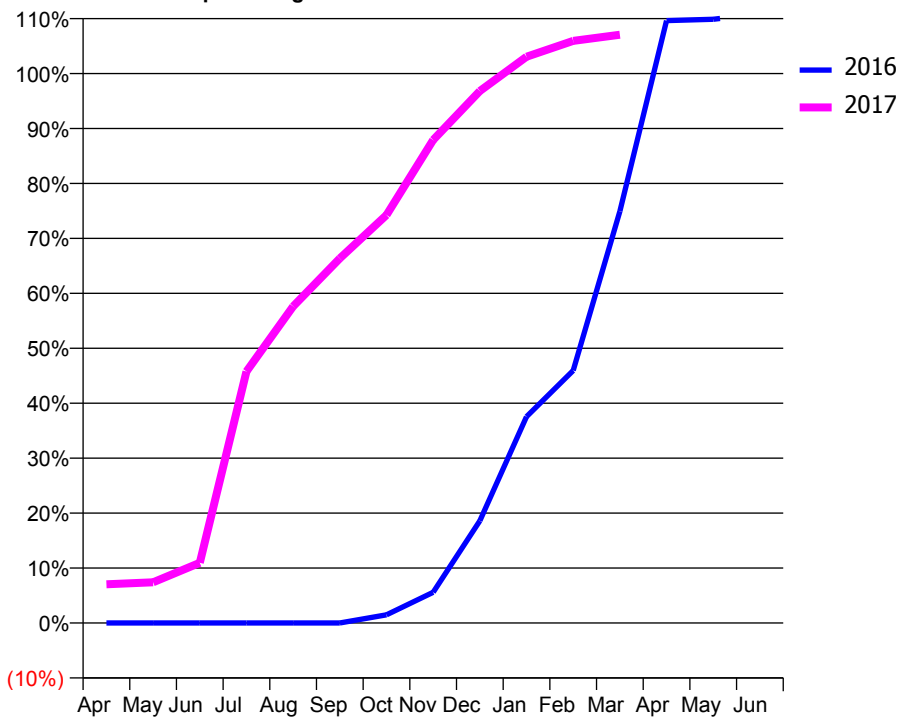
ACCESS*

Patients seen in 24 months	Total	Change since previous quarter
Quarter ending March 2016	470	
Quarter ending June 2016	591	↑
Quarter ending September 2016	633	↑
Quarter ending December 2016	685	↑
Quarter ending March 2017	476	↓
Variance since March 2016	1.3%	→



ACTIVITY

Cumulative percentage of contracted UDA delivered 2016 & 2017



Month	Adjusted Scheduled Activity (UDA)	
	2016	2017
April	0	114
May	0	120
June	0	177
July	0	740
August	0	932
September	0	1,073
October	12	1,200
November	45	1,422
December	150	1,565
January	304	1,666
February	372	1,713
March	606	1,731
April	887	
May	889	
June	897	

QUALITY

	Quantity	Base Number	Contract	LHB	Wales
% of FP17s for the same patient ID Re-attending within 3 months - Children	26	582	4.5%	8.9%	11.3%
% of FP17s for the same patient ID Re-attending within 3 months - Adults	42	395	10.6%	15.8%	16.7%
% of FP17s for the same patient ID Re-attending between 3 & 9 months - Children	315	582	54.1%	57.0%	58.0%
% of FP17s for the same patient ID Re-attending between 3 & 9 months - Adults	160	395	40.5%	53.2%	53.7%
% of FP17s for Band 1 Urgent Courses	31	798	3.9%	9.5%	9.0%
% of FP17s Relating to Free Repair or Replacements	0	798	0.0%	0.8%	0.7%
% of FP17s Relating to Continuations	0	798	0.0%	0.9%	0.9%
% of Patients satisfied with the dentistry they have received	1	1	N/A	93.1%	93.9%
% of Patients satisfied with the time they had to wait for an appointment	1	1	N/A	85.8%	88.4%

* This is based on patients treated on this contract for their most recent course of treatment. Figures in italics indicate the base number of FP17s or Patient Questionnaire responses are less than 100. N/A is shown where the base number of responses is less than 10 during the period. % is calculated as Quantity/Base number*100

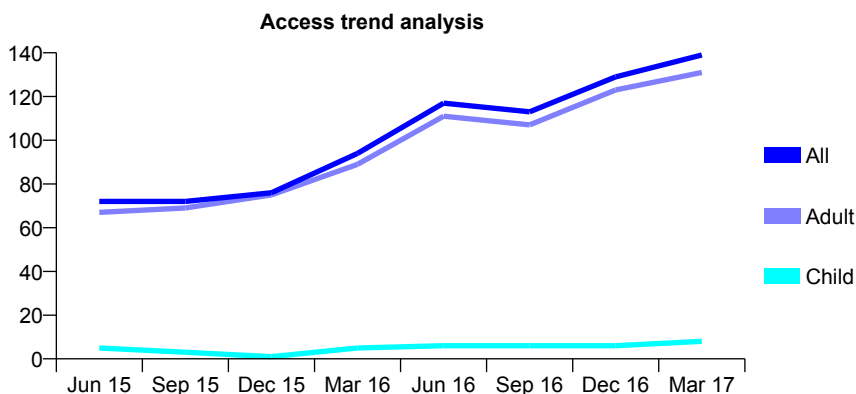
7A6 - Vital Signs At a Glance Contract Report for 146048/0001 - March 2017

Name or company name	Kensington Court Anaesthetic Clinic
Contract type name	PDS Contract
Purpose of contract	General
Contract start date	01/04/2006
Contract end date	31/03/2017

16/17 Contracted general activity (UDA)	450
Carry forward general activity (UDA)	27
16/17 Contracted orthodontic activity (UOA)	0
Carry forward orthodontic activity (UOA)	0
Baseline contract value	£34,577.78

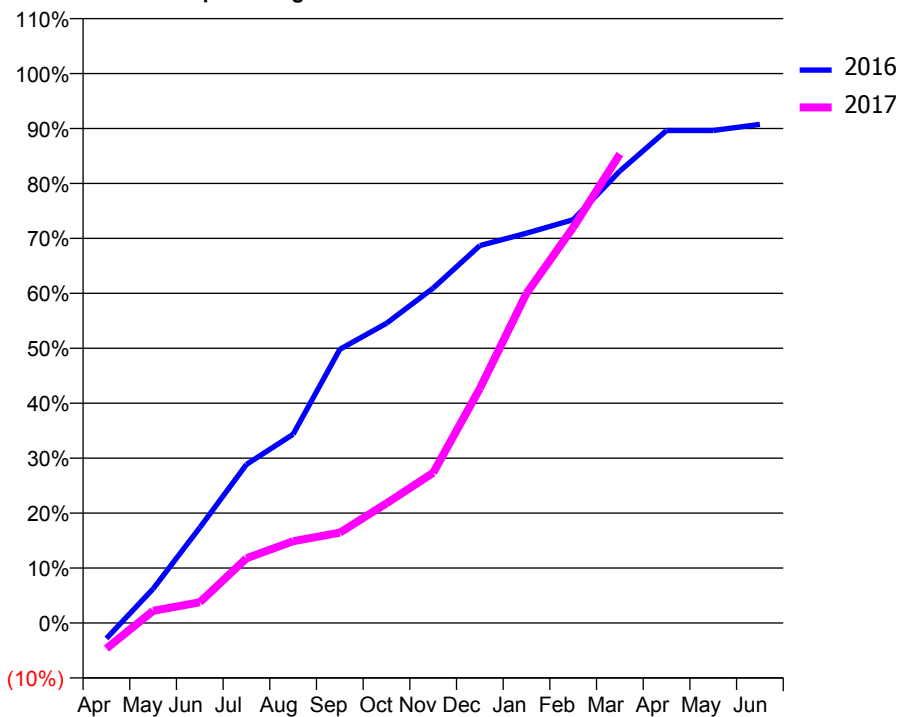
ACCESS*

Patients seen in 24 months	Total	Change since previous quarter
Quarter ending March 2016	94	
Quarter ending June 2016	117	↑
Quarter ending September 2016	113	↓
Quarter ending December 2016	129	↑
Quarter ending March 2017	139	↑
Variance since March 2016	47.9%	↑



ACTIVITY

Cumulative percentage of contracted UDA delivered 2016 & 2017



Adjusted Scheduled Activity (UDA)

Month	2016	2017
April	-15	-21
May	33	10
June	92	17
July	153	53
August	182	67
September	264	74
October	289	98
November	323	123
December	364	192
January	376	270
February	389	324
March	436	384
April	475	
May	475	
June	481	

QUALITY

	Quantity	Base Number	Contract	LHB	Wales
% of FP17s for the same patient ID Re-attending within 3 months - Children	0	19	0.0%	8.9%	11.3%
% of FP17s for the same patient ID Re-attending within 3 months - Adults	9	153	5.9%	15.8%	16.7%
% of FP17s for the same patient ID Re-attending between 3 & 9 months - Children	0	19	0.0%	57.0%	58.0%
% of FP17s for the same patient ID Re-attending between 3 & 9 months - Adults	8	153	5.2%	53.2%	53.7%
% of FP17s for Band 1 Urgent Courses	0	159	0.0%	9.5%	9.0%
% of FP17s Relating to Free Repair or Replacements	0	159	0.0%	0.8%	0.7%
% of FP17s Relating to Continuations	0	159	0.0%	0.9%	0.9%
% of Patients satisfied with the dentistry they have received	0	0	N/A	93.1%	93.9%
% of Patients satisfied with the time they had to wait for an appointment	0	0	N/A	85.8%	88.4%

* This is based on patients treated on this contract for their most recent course of treatment. Figures in italics indicate the base number of FP17s or Patient Questionnaire responses are less than 100. N/A is shown where the base number of responses is less than 10 during the period. % is calculated as Quantity/Base number*100

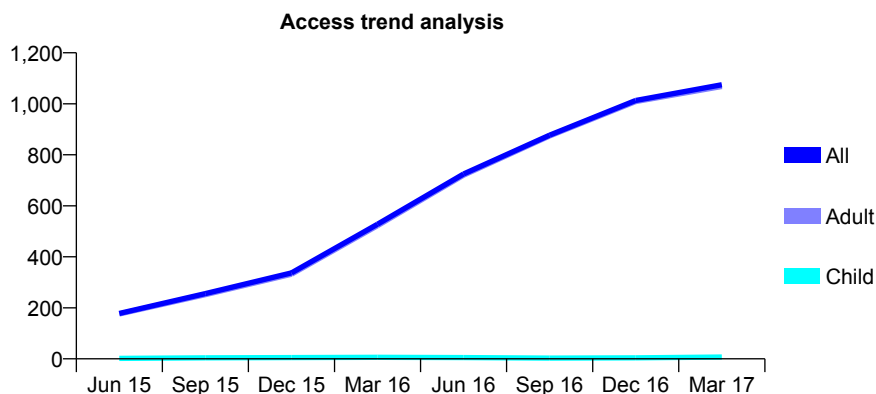
7A6 - Vital Signs At a Glance Contract Report for 146048/0004 - March 2017

Name or company name	Kensington Court Anaesthetic Clinic
Contract type name	PDS Contract
Purpose of contract	General
Contract start date	01/04/2014
Contract end date	31/03/2017

16/17 Contracted general activity (UDA)	3,300
Carry forward general activity (UDA)	73
16/17 Contracted orthodontic activity (UOA)	0
Carry forward orthodontic activity (UOA)	0
Baseline contract value	£242,319.00

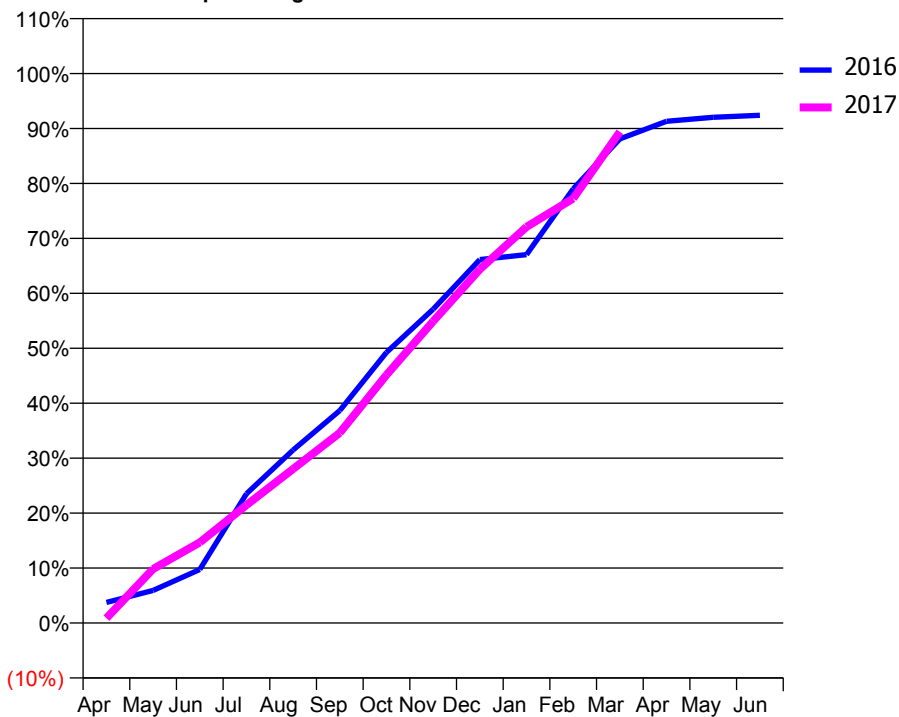
ACCESS*

Patients seen in 24 months	Total	Change since previous quarter
Quarter ending March 2016	528	
Quarter ending June 2016	725	↑
Quarter ending September 2016	877	↑
Quarter ending December 2016	1,013	↑
Quarter ending March 2017	1,075	↑
Variance since March 2016	103.6%	↑



ACTIVITY

Cumulative percentage of contracted UDA delivered 2016 & 2017



Month	Adjusted Scheduled Activity (UDA)	
	2016	2017
April	101	29
May	160	325
June	263	484
July	635	708
August	850	925
September	1,044	1,142
October	1,330	1,490
November	1,542	1,812
December	1,786	2,124
January	1,810	2,379
February	2,133	2,549
March	2,379	2,950
April	2,465	
May	2,485	
June	2,495	

QUALITY

	Quantity	Base Number	Contract	LHB	Wales
% of FP17s for the same patient ID Re-attending within 3 months - Children	0	12	0.0%	8.9%	11.3%
% of FP17s for the same patient ID Re-attending within 3 months - Adults	3	1,169	0.3%	15.8%	16.7%
% of FP17s for the same patient ID Re-attending between 3 & 9 months - Children	1	12	8.3%	57.0%	58.0%
% of FP17s for the same patient ID Re-attending between 3 & 9 months - Adults	6	1,169	0.5%	53.2%	53.7%
% of FP17s for Band 1 Urgent Courses	0	1,117	0.0%	9.5%	9.0%
% of FP17s Relating to Free Repair or Replacements	0	1,117	0.0%	0.8%	0.7%
% of FP17s Relating to Continuations	0	1,117	0.0%	0.9%	0.9%
% of Patients satisfied with the dentistry they have received	7	7	N/A	93.1%	93.9%
% of Patients satisfied with the time they had to wait for an appointment	4	7	N/A	85.8%	88.4%

* This is based on patients treated on this contract for their most recent course of treatment. Figures in italics indicate the base number of FP17s or Patient Questionnaire responses are less than 100. N/A is shown where the base number of responses is less than 10 during the period. % is calculated as Quantity/Base number*100

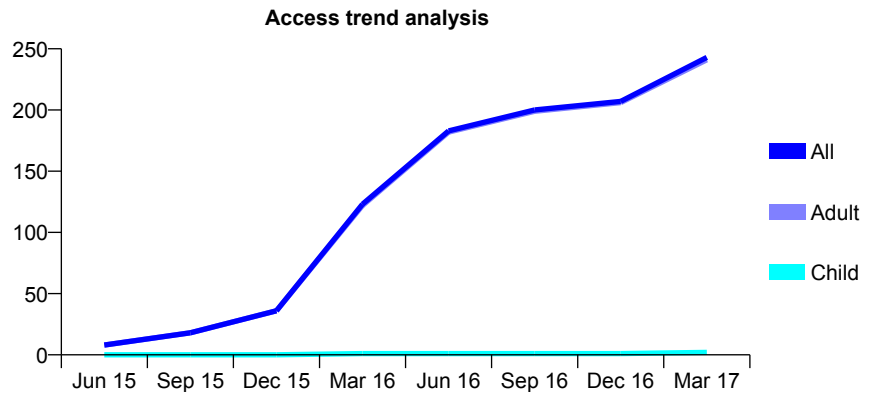
7A6 - Vital Signs At a Glance Contract Report for 146048/0008 - March 2017

Name or company name	Kensington Court Anaesthetic Clinic
Contract type name	PDS Contract
Purpose of contract	General
Contract start date	01/04/2015
Contract end date	31/03/2017

16/17 Contracted general activity (UDA)	810
Carry forward general activity (UDA)	0
16/17 Contracted orthodontic activity (UOA)	0
Carry forward orthodontic activity (UOA)	0
Baseline contract value	£82,987.57

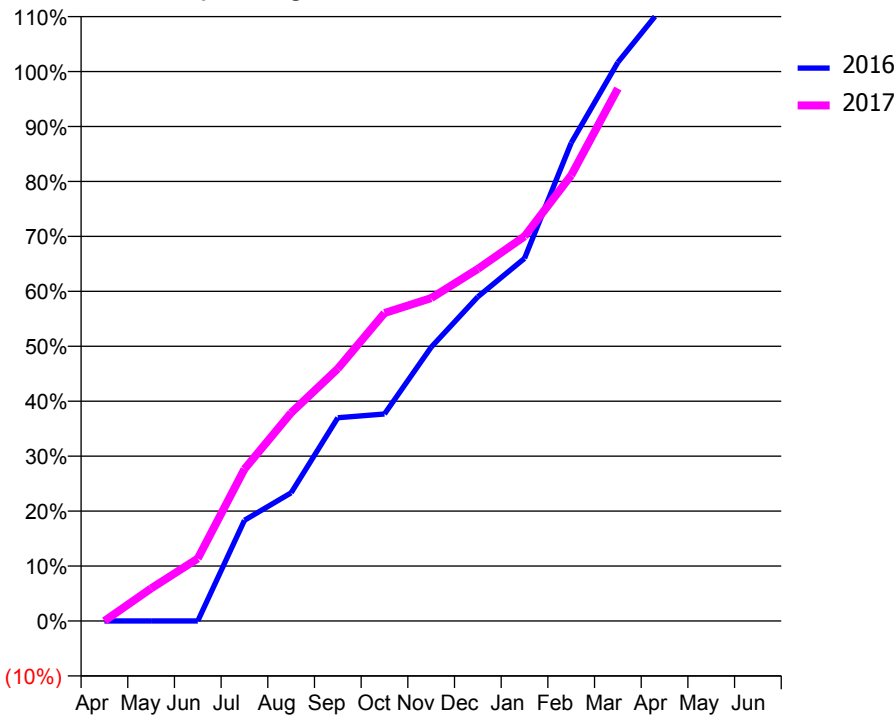
ACCESS*

Patients seen in 24 months	Total	Change since previous quarter
Quarter ending March 2016	123	
Quarter ending June 2016	183	↑
Quarter ending September 2016	200	↑
Quarter ending December 2016	207	↑
Quarter ending March 2017	243	↑
Variance since March 2016	97.6%	↑



ACTIVITY

Cumulative percentage of contracted UDA delivered 2016 & 2017



Month	Adjusted Scheduled Activity (UDA)	
	2016	2017
April	0	0
May	0	48
June	0	92
July	110	224
August	140	307
September	222	372
October	226	454
November	299	476
December	354	519
January	396	567
February	522	657
March	610	785
April	673	
May	673	
June	696	

QUALITY

	Quantity	Base Number	Contract	LHB	Wales
% of FP17s for the same patient ID Re-attending within 3 months - Children	0	4	0.0%	8.9%	11.3%
% of FP17s for the same patient ID Re-attending within 3 months - Adults	20	340	5.9%	15.8%	16.7%
% of FP17s for the same patient ID Re-attending between 3 & 9 months - Children	0	4	0.0%	57.0%	58.0%
% of FP17s for the same patient ID Re-attending between 3 & 9 months - Adults	12	340	3.5%	53.2%	53.7%
% of FP17s for Band 1 Urgent Courses	0	301	0.0%	9.5%	9.0%
% of FP17s Relating to Free Repair or Replacements	0	301	0.0%	0.8%	0.7%
% of FP17s Relating to Continuations	0	301	0.0%	0.9%	0.9%
% of Patients satisfied with the dentistry they have received	1	1	N/A	93.1%	93.9%
% of Patients satisfied with the time they had to wait for an appointment	1	1	N/A	85.8%	88.4%

* This is based on patients treated on this contract for their most recent course of treatment. Figures in italics indicate the base number of FP17s or Patient Questionnaire responses are less than 100. N/A is shown where the base number of responses is less than 10 during the period. % is calculated as Quantity/Base number*100

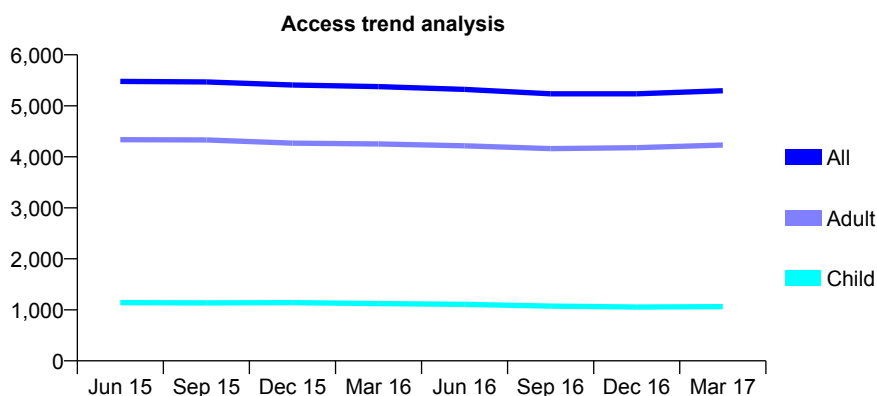
7A6 - Vital Signs At a Glance Contract Report for 148881/0001 - March 2017

Name or company name	N Malik & K Partridge
Contract type name	GDS Contract
Purpose of contract	General
Contract start date	01/11/2011
Contract end date	

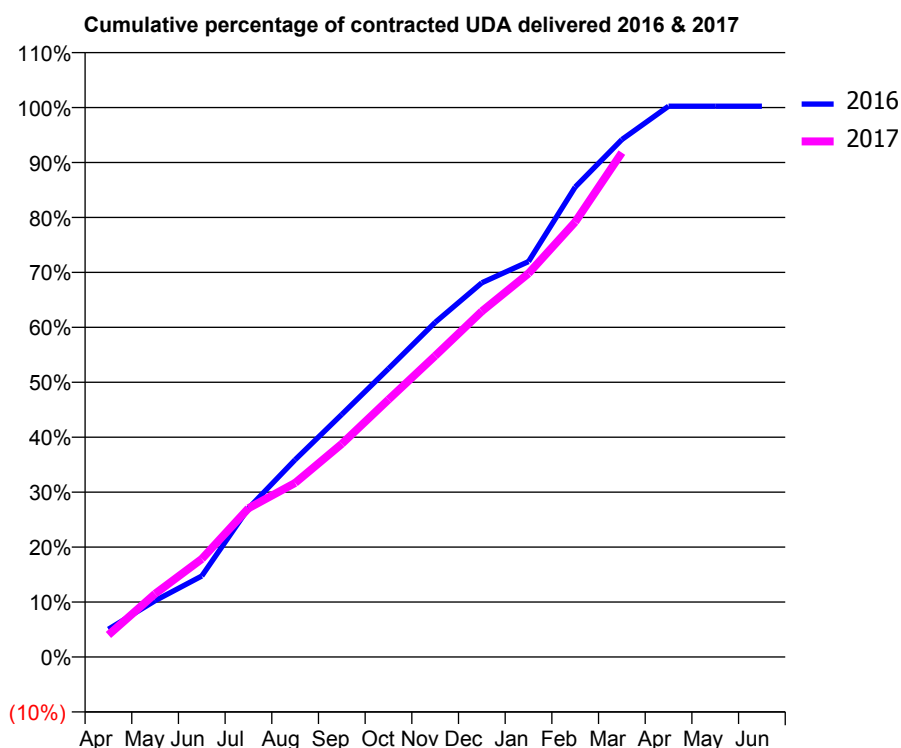
16/17 Contracted general activity (UDA)	18,124
Carry forward general activity (UDA)	-43
16/17 Contracted orthodontic activity (UOA)	0
Carry forward orthodontic activity (UOA)	0
Baseline contract value	£440,103.41

ACCESS*

Patients seen in 24 months	Total	Change since previous quarter
Quarter ending March 2016	5,376	
Quarter ending June 2016	5,322	↓
Quarter ending September 2016	5,235	↓
Quarter ending December 2016	5,234	→
Quarter ending March 2017	5,295	→
Variance since March 2016	(1.5%)	↓



ACTIVITY



Month	Adjusted Scheduled Activity (UDA)	
	2016	2017
April	916	729
May	1,857	2,088
June	2,672	3,233
July	4,908	4,908
August	6,508	5,741
September	8,002	7,029
October	9,511	8,489
November	11,038	9,933
December	12,343	11,400
January	13,042	12,650
February	15,500	14,348
March	17,069	16,638
April	18,167	
May	18,167	
June	18,166	

QUALITY

	Quantity	Base Number	Contract	LHB	Wales
% of FP17s for the same patient ID Re-attending within 3 months - Children	149	1,675	8.9%	8.9%	11.3%
% of FP17s for the same patient ID Re-attending within 3 months - Adults	954	6,475	14.7%	15.8%	16.7%
% of FP17s for the same patient ID Re-attending between 3 & 9 months - Children	986	1,675	58.9%	57.0%	58.0%
% of FP17s for the same patient ID Re-attending between 3 & 9 months - Adults	3,710	6,475	57.3%	53.2%	53.7%
% of FP17s for Band 1 Urgent Courses	728	7,689	9.5%	9.5%	9.0%
% of FP17s Relating to Free Repair or Replacements	108	7,689	1.4%	0.8%	0.7%
% of FP17s Relating to Continuations	62	7,689	0.8%	0.9%	0.9%
% of Patients satisfied with the dentistry they have received	16	17	94.1%	93.1%	93.9%
% of Patients satisfied with the time they had to wait for an appointment	15	17	88.2%	85.8%	88.4%

* This is based on patients treated on this contract for their most recent course of treatment. Figures in italics indicate the base number of FP17s or Patient Questionnaire responses are less than 100. N/A is shown where the base number of responses is less than 10 during the period. % is calculated as Quantity/Base number*100

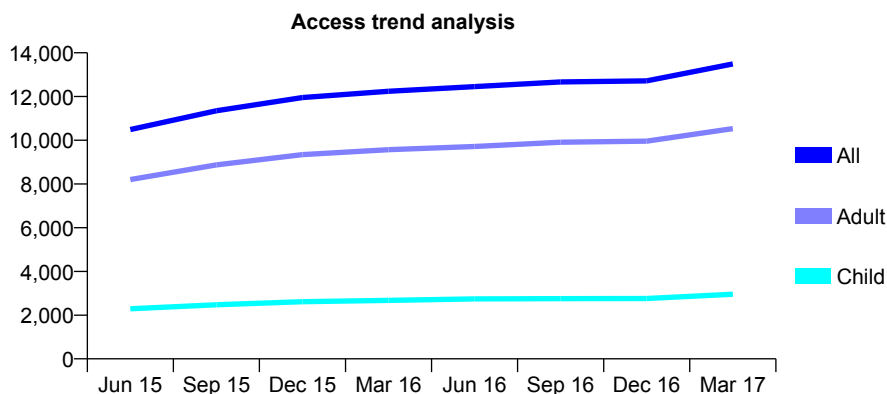
7A6 - Vital Signs At a Glance Contract Report for 154245/0003 - March 2017

Name or company name	Restore Dental Group
Contract type name	GDS Contract
Purpose of contract	General
Contract start date	01/04/2013
Contract end date	

16/17 Contracted general activity (UDA)	41,188
Carry forward general activity (UDA)	2,059
16/17 Contracted orthodontic activity (UOA)	0
Carry forward orthodontic activity (UOA)	0
Baseline contract value	£1,023,170.23

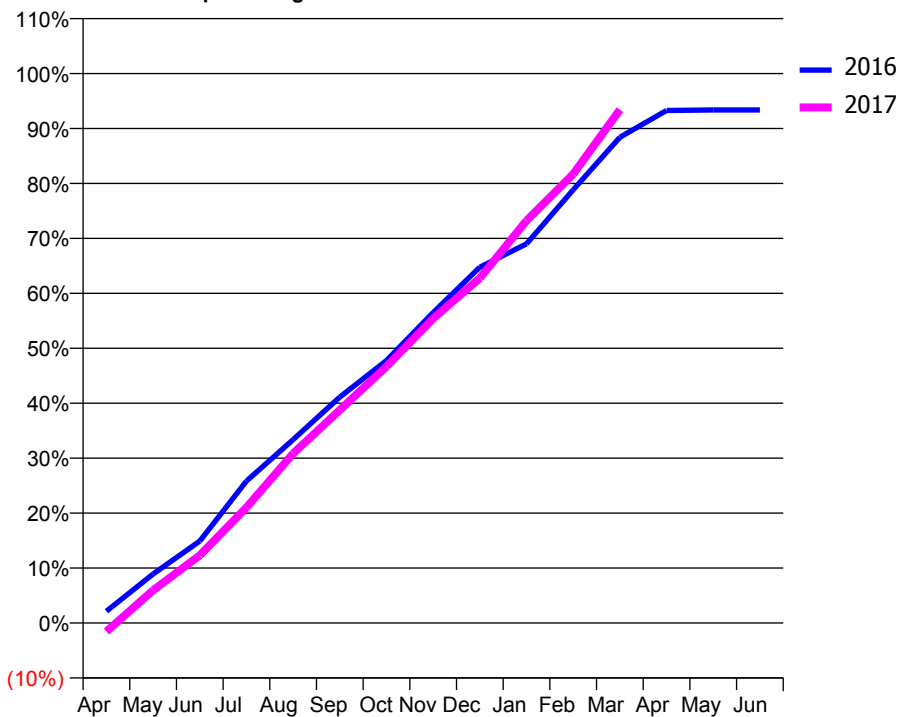
ACCESS*

Patients seen in 24 months	Total	Change since previous quarter
Quarter ending March 2016	12,243	
Quarter ending June 2016	12,456	→
Quarter ending September 2016	12,669	→
Quarter ending December 2016	12,716	→
Quarter ending March 2017	13,488	↑
Variance since March 2016	10.2%	↑



ACTIVITY

Cumulative percentage of contracted UDA delivered 2016 & 2017



Month	Adjusted Scheduled Activity (UDA)	
	2016	2017
April	887	-641
May	3,673	2,458
June	6,144	5,072
July	10,642	8,661
August	13,748	12,713
September	16,936	15,969
October	19,678	19,221
November	23,269	22,827
December	26,668	25,856
January	28,424	30,162
February	32,469	33,644
March	36,405	38,475
April	38,412	
May	38,454	
June	38,455	

QUALITY

	Quantity	Base Number	Contract	LHB	Wales
% of FP17s for the same patient ID Re-attending within 3 months - Children	343	4,333	7.9%	8.9%	11.3%
% of FP17s for the same patient ID Re-attending within 3 months - Adults	2,415	16,013	15.1%	15.8%	16.7%
% of FP17s for the same patient ID Re-attending between 3 & 9 months - Children	2,304	4,333	53.2%	57.0%	58.0%
% of FP17s for the same patient ID Re-attending between 3 & 9 months - Adults	8,940	16,013	55.8%	53.2%	53.7%
% of FP17s for Band 1 Urgent Courses	1,505	19,513	7.7%	9.5%	9.0%
% of FP17s Relating to Free Repair or Replacements	213	19,513	1.1%	0.8%	0.7%
% of FP17s Relating to Continuations	378	19,513	1.9%	0.9%	0.9%
% of Patients satisfied with the dentistry they have received	40	43	93.0%	93.1%	93.9%
% of Patients satisfied with the time they had to wait for an appointment	36	43	83.7%	85.8%	88.4%

* This is based on patients treated on this contract for their most recent course of treatment. Figures in italics indicate the base number of FP17s or Patient Questionnaire responses are less than 100. N/A is shown where the base number of responses is less than 10 during the period. % is calculated as Quantity/Base number*100

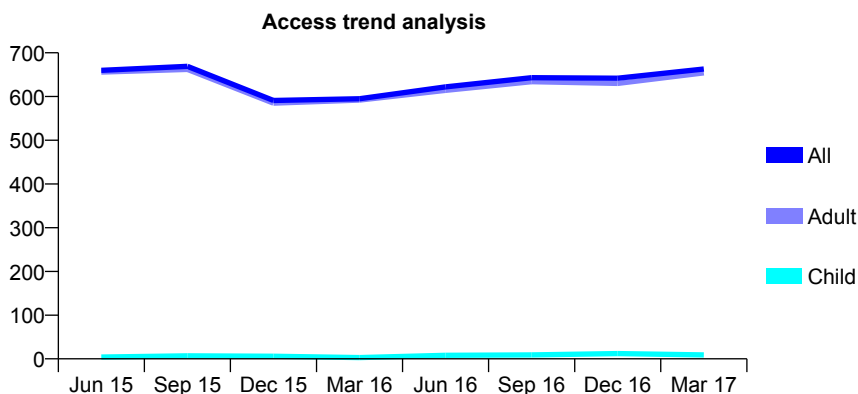
7A6 - Vital Signs At a Glance Contract Report for 154245/0004 - March 2017

Name or company name	Restore Dental Group
Contract type name	GDS Contract
Purpose of contract	General
Contract start date	01/04/2013
Contract end date	

16/17 Contracted general activity (UDA)	912
Carry forward general activity (UDA)	0
16/17 Contracted orthodontic activity (UOA)	0
Carry forward orthodontic activity (UOA)	0
Baseline contract value	£52,647.45

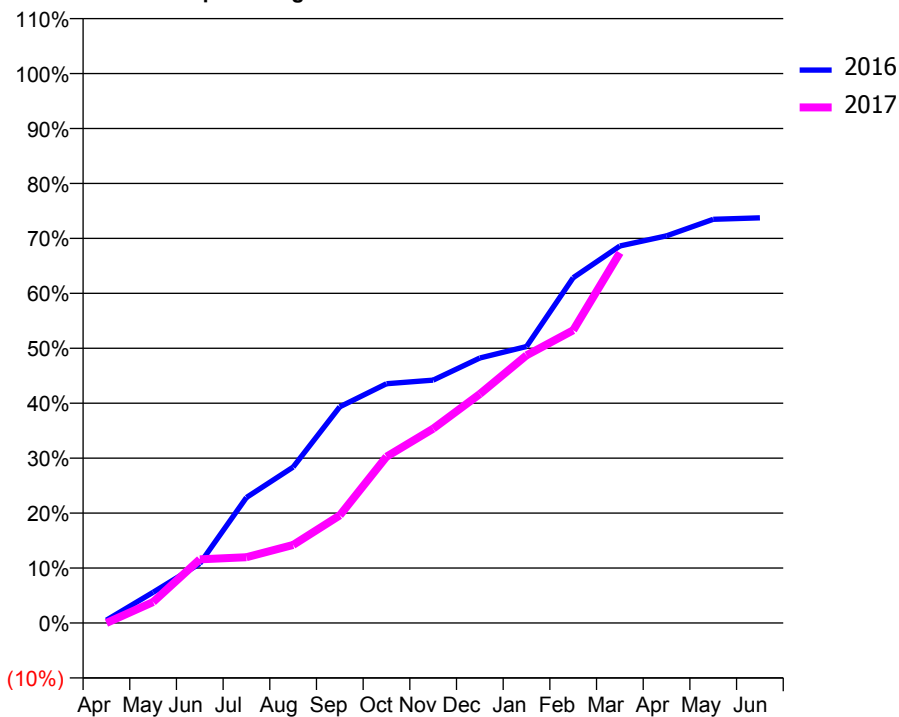
ACCESS*

Patients seen in 24 months	Total	Change since previous quarter
Quarter ending March 2016	595	
Quarter ending June 2016	622	↑
Quarter ending September 2016	643	↑
Quarter ending December 2016	642	→
Quarter ending March 2017	663	↑
Variance since March 2016	11.4%	↑



ACTIVITY

Cumulative percentage of contracted UDA delivered 2016 & 2017



Month	Adjusted Scheduled Activity (UDA)	
	2016	2017
April	5	0
May	51	35
June	99	106
July	208	109
August	259	130
September	359	179
October	397	276
November	403	323
December	440	380
January	459	444
February	573	486
March	626	614
April	643	
May	670	
June	672	

QUALITY

	Quantity	Base Number	Contract	LHB	Wales
% of FP17s for the same patient ID Re-attending within 3 months - Children	0	17	0.0%	8.9%	11.3%
% of FP17s for the same patient ID Re-attending within 3 months - Adults	26	553	4.7%	15.8%	16.7%
% of FP17s for the same patient ID Re-attending between 3 & 9 months - Children	0	17	0.0%	57.0%	58.0%
% of FP17s for the same patient ID Re-attending between 3 & 9 months - Adults	11	553	2.0%	53.2%	53.7%
% of FP17s for Band 1 Urgent Courses	497	515	96.5%	9.5%	9.0%
% of FP17s Relating to Free Repair or Replacements	0	515	0.0%	0.8%	0.7%
% of FP17s Relating to Continuations	0	515	0.0%	0.9%	0.9%
% of Patients satisfied with the dentistry they have received	0	0	N/A	93.1%	93.9%
% of Patients satisfied with the time they had to wait for an appointment	0	0	N/A	85.8%	88.4%

* This is based on patients treated on this contract for their most recent course of treatment. Figures in italics indicate the base number of FP17s or Patient Questionnaire responses are less than 100. N/A is shown where the base number of responses is less than 10 during the period. % is calculated as Quantity/Base number*100

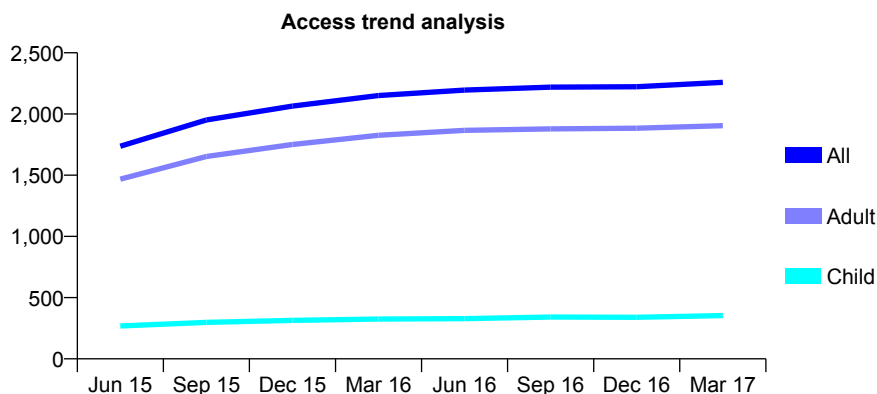
7A6 - Vital Signs At a Glance Contract Report for 156566/0001 - March 2017

Name or company name	Blackwood Dental Centre.
Contract type name	GDS Contract
Purpose of contract	General
Contract start date	04/09/2014
Contract end date	

16/17 Contracted general activity (UDA)	7,346
Carry forward general activity (UDA)	15
16/17 Contracted orthodontic activity (UOA)	0
Carry forward orthodontic activity (UOA)	0
Baseline contract value	£171,850.97

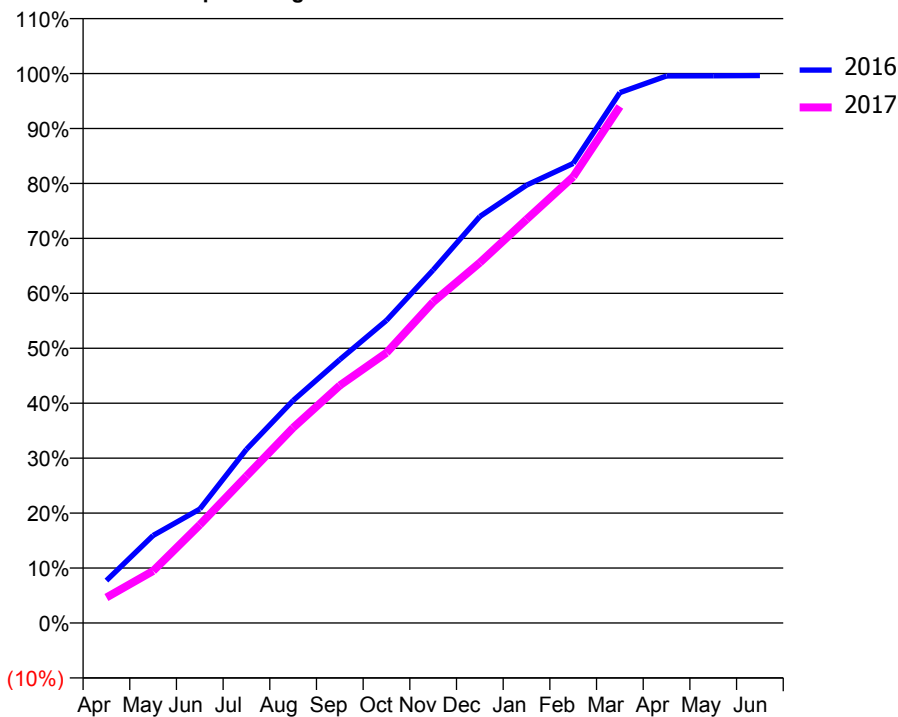
ACCESS*

Patients seen in 24 months	Total	Change since previous quarter
Quarter ending March 2016	2,151	
Quarter ending June 2016	2,195	↑
Quarter ending September 2016	2,220	→
Quarter ending December 2016	2,223	→
Quarter ending March 2017	2,259	→
Variance since March 2016	5.0%	↑



ACTIVITY

Cumulative percentage of contracted UDA delivered 2016 & 2017



Month	Adjusted Scheduled Activity (UDA)	
	2016	2017
April	567	341
May	1,171	697
June	1,523	1,313
July	2,322	1,964
August	2,974	2,611
September	3,522	3,176
October	4,045	3,612
November	4,719	4,291
December	5,435	4,817
January	5,853	5,394
February	6,144	5,966
March	7,091	6,906
April	7,314	
May	7,315	
June	7,318	

QUALITY

	Quantity	Base Number	Contract	LHB	Wales
% of FP17s for the same patient ID Re-attending within 3 months - Children	33	551	6.0%	8.9%	11.3%
% of FP17s for the same patient ID Re-attending within 3 months - Adults	349	2,889	12.1%	15.8%	16.7%
% of FP17s for the same patient ID Re-attending between 3 & 9 months - Children	321	551	58.3%	57.0%	58.0%
% of FP17s for the same patient ID Re-attending between 3 & 9 months - Adults	1,733	2,889	60.0%	53.2%	53.7%
% of FP17s for Band 1 Urgent Courses	184	3,346	5.5%	9.5%	9.0%
% of FP17s Relating to Free Repair or Replacements	11	3,346	0.3%	0.8%	0.7%
% of FP17s Relating to Continuations	18	3,346	0.5%	0.9%	0.9%
% of Patients satisfied with the dentistry they have received	14	15	93.3%	93.1%	93.9%
% of Patients satisfied with the time they had to wait for an appointment	14	15	93.3%	85.8%	88.4%

* This is based on patients treated on this contract for their most recent course of treatment. Figures in italics indicate the base number of FP17s or Patient Questionnaire responses are less than 100. N/A is shown where the base number of responses is less than 10 during the period. % is calculated as Quantity/Base number*100

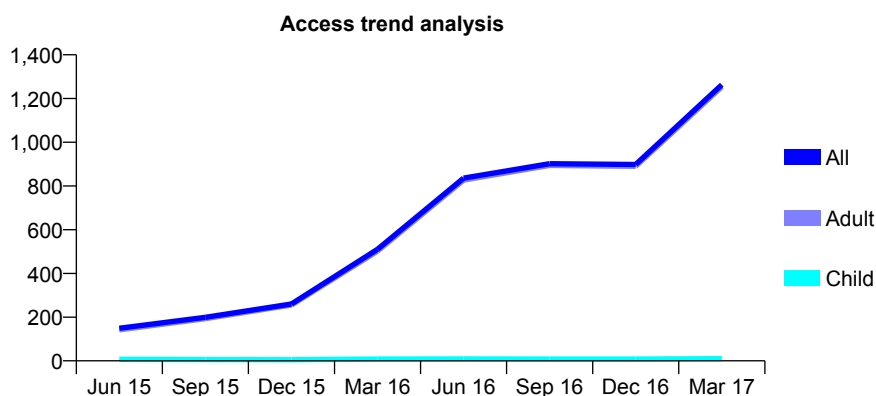
7A6 - Vital Signs At a Glance Contract Report for 156566/0002 - March 2017

Name or company name	Blackwood Dental Centre.
Contract type name	PDS Contract
Purpose of contract	General
Contract start date	04/09/2014
Contract end date	31/03/2017

16/17 Contracted general activity (UDA)	3,300
Carry forward general activity (UDA)	0
16/17 Contracted orthodontic activity (UOA)	0
Carry forward orthodontic activity (UOA)	0
Baseline contract value	£242,319.00

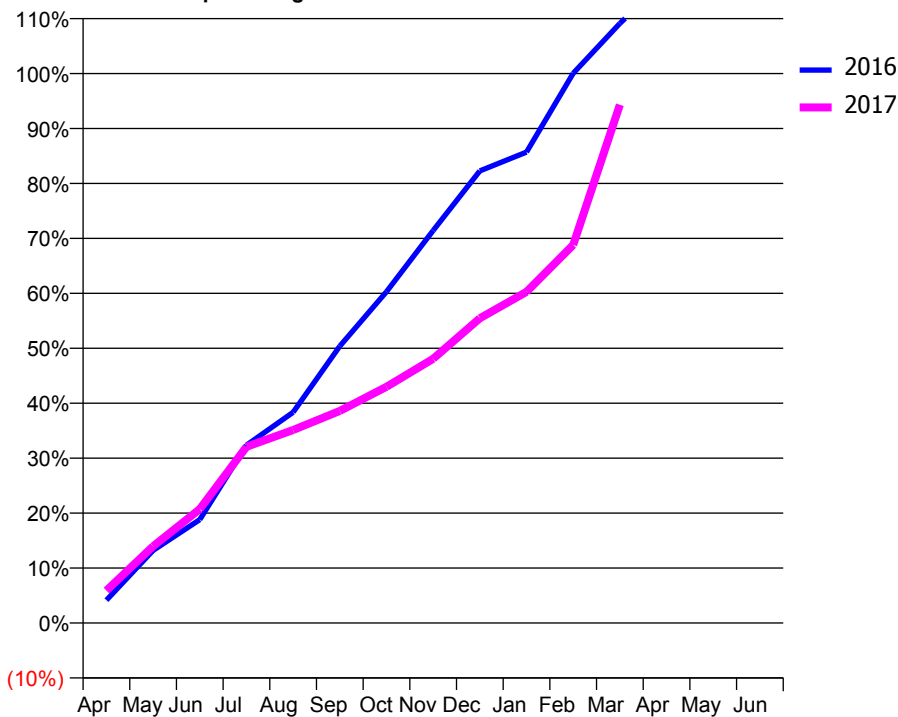
ACCESS*

Patients seen in 24 months	Total	Change since previous quarter
Quarter ending March 2016	510	
Quarter ending June 2016	836	↑
Quarter ending September 2016	902	↑
Quarter ending December 2016	898	→
Quarter ending March 2017	1,263	↑
Variance since March 2016	147.6%	↑



ACTIVITY

Cumulative percentage of contracted UDA delivered 2016 & 2017



Month	Adjusted Scheduled Activity (UDA)	
	2016	2017
April	137	195
May	436	461
June	621	684
July	1,068	1,058
August	1,266	1,159
September	1,663	1,274
October	1,990	1,419
November	2,357	1,587
December	2,715	1,830
January	2,828	1,989
February	3,301	2,271
March	3,601	3,112
April	3,867	
May	3,868	
June	3,868	

QUALITY

	Quantity	Base Number	Contract	LHB	Wales
% of FP17s for the same patient ID Re-attending within 3 months - Children	0	16	0.0%	8.9%	11.3%
% of FP17s for the same patient ID Re-attending within 3 months - Adults	17	1,353	1.3%	15.8%	16.7%
% of FP17s for the same patient ID Re-attending between 3 & 9 months - Children	0	16	0.0%	57.0%	58.0%
% of FP17s for the same patient ID Re-attending between 3 & 9 months - Adults	11	1,353	0.8%	53.2%	53.7%
% of FP17s for Band 1 Urgent Courses	0	1,262	0.0%	9.5%	9.0%
% of FP17s Relating to Free Repair or Replacements	0	1,262	0.0%	0.8%	0.7%
% of FP17s Relating to Continuations	0	1,262	0.0%	0.9%	0.9%
% of Patients satisfied with the dentistry they have received	8	8	N/A	93.1%	93.9%
% of Patients satisfied with the time they had to wait for an appointment	6	8	N/A	85.8%	88.4%

* This is based on patients treated on this contract for their most recent course of treatment. Figures in italics indicate the base number of FP17s or Patient Questionnaire responses are less than 100. N/A is shown where the base number of responses is less than 10 during the period. % is calculated as Quantity/Base number*100

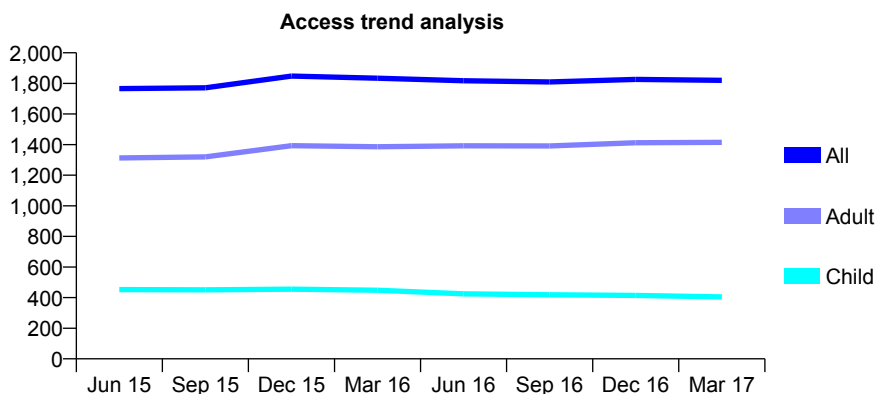
7A6 - Vital Signs At a Glance Contract Report for 157392/0002 - March 2017

Name or company name	Plant & Thomas
Contract type name	GDS Contract
Purpose of contract	General
Contract start date	01/05/2010
Contract end date	

16/17 Contracted general activity (UDA)	5,111
Carry forward general activity (UDA)	-256
16/17 Contracted orthodontic activity (UOA)	0
Carry forward orthodontic activity (UOA)	0
Baseline contract value	£134,897.26

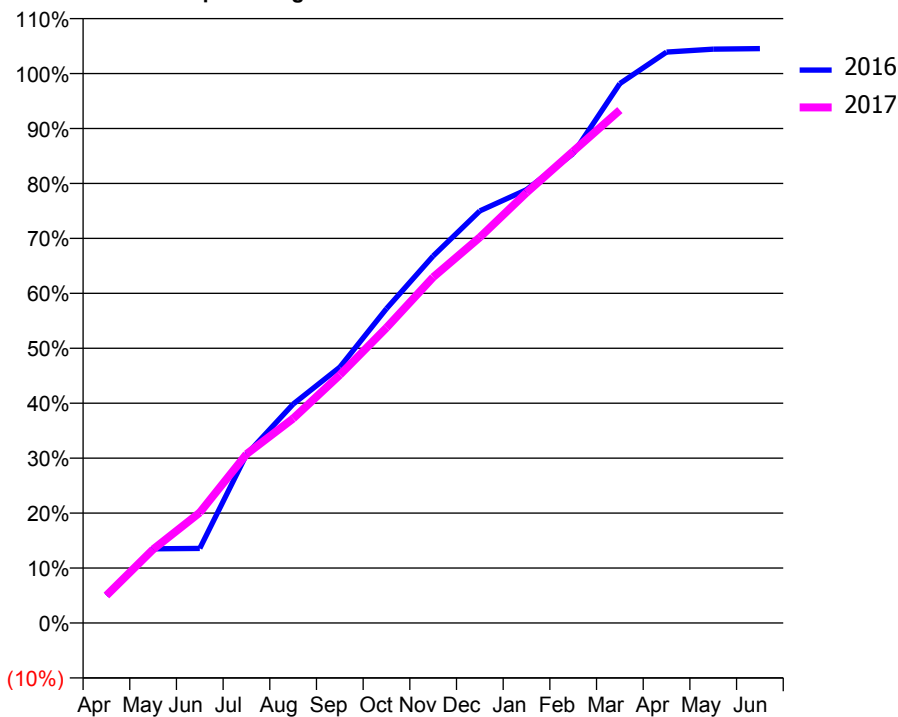
ACCESS*

Patients seen in 24 months	Total	Change since previous quarter
Quarter ending March 2016	1,834	
Quarter ending June 2016	1,817	→
Quarter ending September 2016	1,810	→
Quarter ending December 2016	1,826	→
Quarter ending March 2017	1,820	→
Variance since March 2016	(0.8%)	→



ACTIVITY

Cumulative percentage of contracted UDA delivered 2016 & 2017



Month	Adjusted Scheduled Activity (UDA)	
	2016	2017
April	256	256
May	690	686
June	694	1,027
July	1,567	1,571
August	2,035	1,902
September	2,380	2,307
October	2,924	2,747
November	3,414	3,217
December	3,833	3,588
January	4,030	4,004
February	4,366	4,387
March	5,017	4,771
April	5,310	
May	5,337	
June	5,342	

QUALITY

	Quantity	Base Number	Contract	LHB	Wales
% of FP17s for the same patient ID Re-attending within 3 months - Children	40	614	6.5%	8.9%	11.3%
% of FP17s for the same patient ID Re-attending within 3 months - Adults	290	2,188	13.3%	15.8%	16.7%
% of FP17s for the same patient ID Re-attending between 3 & 9 months - Children	373	614	60.7%	57.0%	58.0%
% of FP17s for the same patient ID Re-attending between 3 & 9 months - Adults	1,347	2,188	61.6%	53.2%	53.7%
% of FP17s for Band 1 Urgent Courses	278	2,618	10.6%	9.5%	9.0%
% of FP17s Relating to Free Repair or Replacements	34	2,618	1.3%	0.8%	0.7%
% of FP17s Relating to Continuations	22	2,618	0.8%	0.9%	0.9%
% of Patients satisfied with the dentistry they have received	10	11	90.9%	93.1%	93.9%
% of Patients satisfied with the time they had to wait for an appointment	10	11	90.9%	85.8%	88.4%

* This is based on patients treated on this contract for their most recent course of treatment. Figures in italics indicate the base number of FP17s or Patient Questionnaire responses are less than 100. N/A is shown where the base number of responses is less than 10 during the period. % is calculated as Quantity/Base number*100

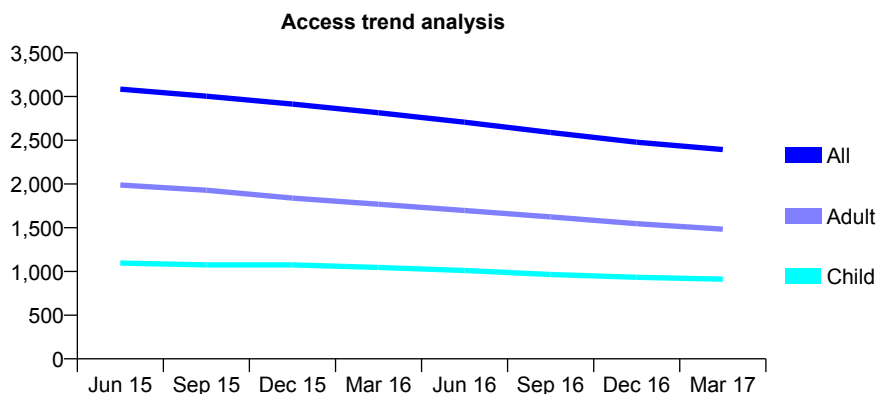
7A6 - Vital Signs At a Glance Contract Report for 157406/0001 - March 2017

Name or company name	TFL Care Limited
Contract type name	GDS Contract
Purpose of contract	General
Contract start date	01/06/2013
Contract end date	

16/17 Contracted general activity (UDA)	6,999
Carry forward general activity (UDA)	-110
16/17 Contracted orthodontic activity (UOA)	0
Carry forward orthodontic activity (UOA)	0
Baseline contract value	£163,206.72

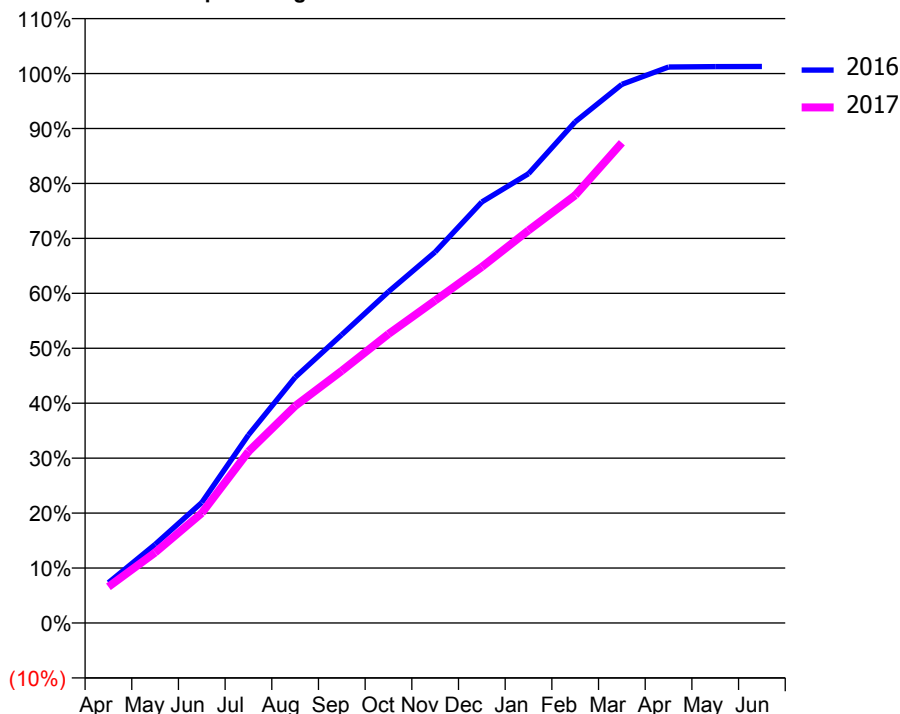
ACCESS*

Patients seen in 24 months	Total	Change since previous quarter
Quarter ending March 2016	2,814	
Quarter ending June 2016	2,706	↓
Quarter ending September 2016	2,589	↓
Quarter ending December 2016	2,478	↓
Quarter ending March 2017	2,394	↓
Variance since March 2016	(14.9%)	↓



ACTIVITY

Cumulative percentage of contracted UDA delivered 2016 & 2017



Month	Adjusted Scheduled Activity (UDA)	
	2016	2017
April	567	461
May	1,106	897
June	1,694	1,400
July	2,644	2,183
August	3,454	2,764
September	4,055	3,213
October	4,659	3,682
November	5,218	4,107
December	5,920	4,535
January	6,319	5,001
February	7,047	5,449
March	7,574	6,116
April	7,819	
May	7,825	
June	7,827	

QUALITY

	Quantity	Base Number	Contract	LHB	Wales
% of FP17s for the same patient ID Re-attending within 3 months - Children	129	1,605	8.0%	8.9%	11.3%
% of FP17s for the same patient ID Re-attending within 3 months - Adults	344	2,174	15.8%	15.8%	16.7%
% of FP17s for the same patient ID Re-attending between 3 & 9 months - Children	1,149	1,605	71.6%	57.0%	58.0%
% of FP17s for the same patient ID Re-attending between 3 & 9 months - Adults	1,285	2,174	59.1%	53.2%	53.7%
% of FP17s for Band 1 Urgent Courses	381	3,625	10.5%	9.5%	9.0%
% of FP17s Relating to Free Repair or Replacements	33	3,625	0.9%	0.8%	0.7%
% of FP17s Relating to Continuations	0	3,625	0.0%	0.9%	0.9%
% of Patients satisfied with the dentistry they have received	18	18	100.0%	93.1%	93.9%
% of Patients satisfied with the time they had to wait for an appointment	17	18	94.4%	85.8%	88.4%

* This is based on patients treated on this contract for their most recent course of treatment. Figures in italics indicate the base number of FP17s or Patient Questionnaire responses are less than 100. N/A is shown where the base number of responses is less than 10 during the period. % is calculated as Quantity/Base number*100

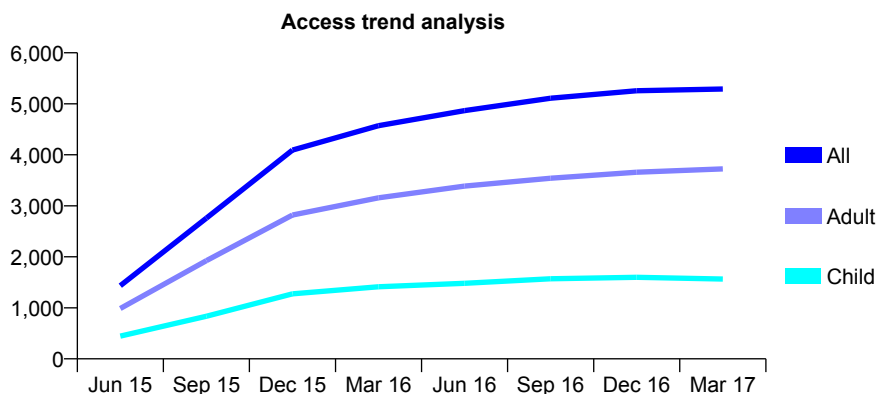
7A6 - Vital Signs At a Glance Contract Report for 159905/0001 - March 2017

Name or company name	Grove Surgery Ltd
Contract type name	GDS Contract
Purpose of contract	General
Contract start date	01/04/2015
Contract end date	

16/17 Contracted general activity (UDA)	15,226
Carry forward general activity (UDA)	-288
16/17 Contracted orthodontic activity (UOA)	0
Carry forward orthodontic activity (UOA)	0
Baseline contract value	£384,227.93

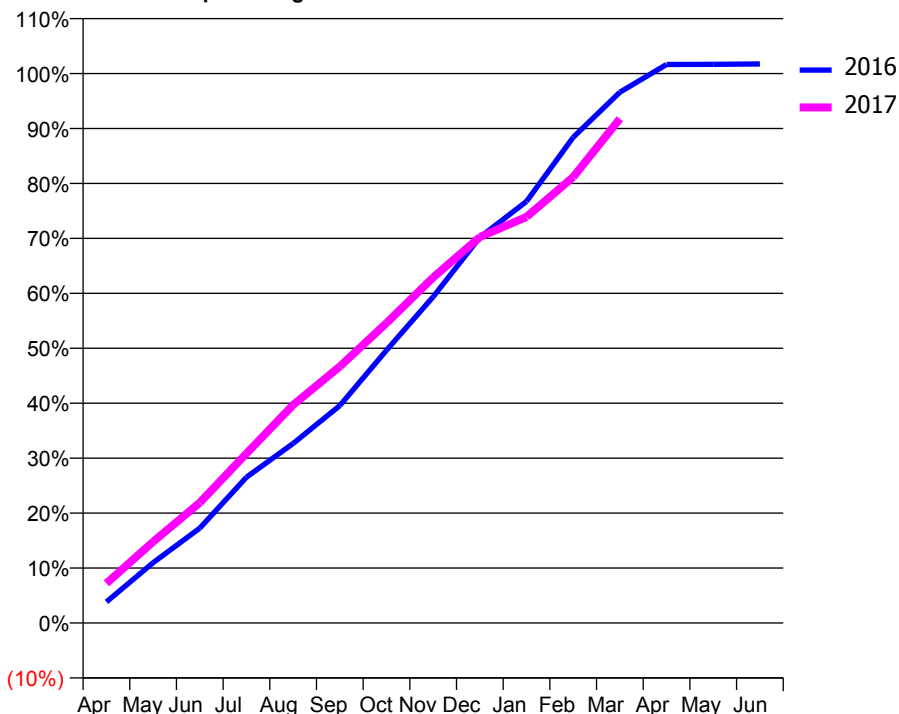
ACCESS*

Patients seen in 24 months	Total	Change since previous quarter
Quarter ending March 2016	4,572	
Quarter ending June 2016	4,867	↑
Quarter ending September 2016	5,109	↑
Quarter ending December 2016	5,257	↑
Quarter ending March 2017	5,289	→
Variance since March 2016	15.7%	↑



ACTIVITY

Cumulative percentage of contracted UDA delivered 2016 & 2017



Month	Adjusted Scheduled Activity (UDA)	
	2016	2017
April	587	1,100
May	1,676	2,251
June	2,633	3,334
July	4,044	4,699
August	4,982	6,041
September	6,030	7,109
October	7,567	8,313
November	9,049	9,575
December	10,700	10,693
January	11,697	11,253
February	13,473	12,358
March	14,726	13,970
April	15,495	
May	15,499	
June	15,511	

QUALITY

	Quantity	Base Number	Contract	LHB	Wales
% of FP17s for the same patient ID Re-attending within 3 months - Children	127	2,135	5.9%	8.9%	11.3%
% of FP17s for the same patient ID Re-attending within 3 months - Adults	544	5,128	10.6%	15.8%	16.7%
% of FP17s for the same patient ID Re-attending between 3 & 9 months - Children	1,345	2,135	63.0%	57.0%	58.0%
% of FP17s for the same patient ID Re-attending between 3 & 9 months - Adults	3,205	5,128	62.5%	53.2%	53.7%
% of FP17s for Band 1 Urgent Courses	517	6,902	7.5%	9.5%	9.0%
% of FP17s Relating to Free Repair or Replacements	48	6,902	0.7%	0.8%	0.7%
% of FP17s Relating to Continuations	32	6,902	0.5%	0.9%	0.9%
% of Patients satisfied with the dentistry they have received	18	20	90.0%	93.1%	93.9%
% of Patients satisfied with the time they had to wait for an appointment	18	20	90.0%	85.8%	88.4%

* This is based on patients treated on this contract for their most recent course of treatment. Figures in italics indicate the base number of FP17s or Patient Questionnaire responses are less than 100. N/A is shown where the base number of responses is less than 10 during the period. % is calculated as Quantity/Base number*100

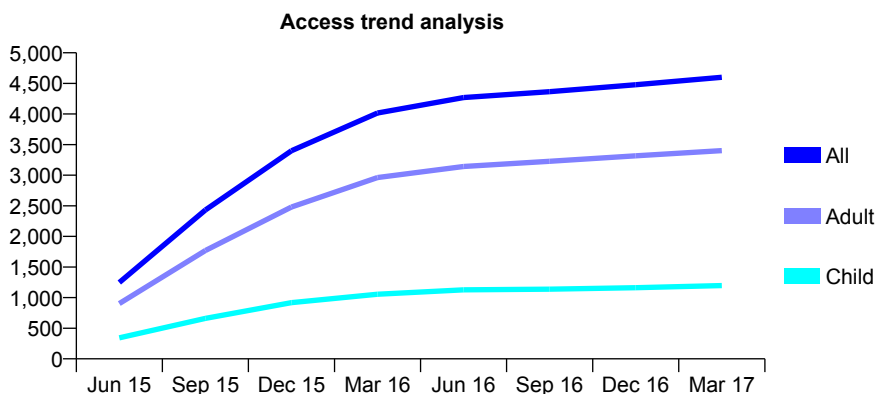
7A6 - Vital Signs At a Glance Contract Report for 159905/0002 - March 2017

Name or company name	Grove Surgery Ltd
Contract type name	GDS Contract
Purpose of contract	General
Contract start date	01/04/2015
Contract end date	

16/17 Contracted general activity (UDA)	14,764
Carry forward general activity (UDA)	114
16/17 Contracted orthodontic activity (UOA)	0
Carry forward orthodontic activity (UOA)	0
Baseline contract value	£397,267.95

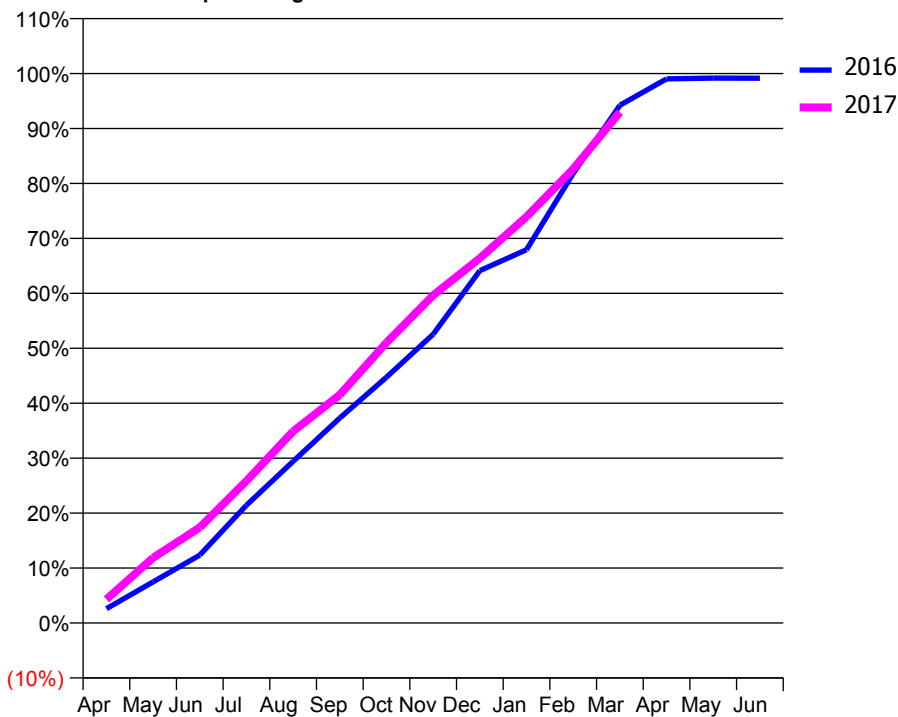
ACCESS*

Patients seen in 24 months	Total	Change since previous quarter
Quarter ending March 2016	4,017	
Quarter ending June 2016	4,270	↑
Quarter ending September 2016	4,366	↑
Quarter ending December 2016	4,478	↑
Quarter ending March 2017	4,601	↑
Variance since March 2016	14.5%	↑



ACTIVITY

Cumulative percentage of contracted UDA delivered 2016 & 2017



Month	Adjusted Scheduled Activity (UDA)	
	2016	2017
April	402	635
May	1,148	1,753
June	1,895	2,567
July	3,291	3,816
August	4,514	5,151
September	5,725	6,132
October	6,865	7,533
November	8,062	8,804
December	9,837	9,800
January	10,423	10,914
February	12,551	12,198
March	14,456	13,725
April	15,194	
May	15,213	
June	15,209	

QUALITY

	Quantity	Base Number	Contract	LHB	Wales
% of FP17s for the same patient ID Re-attending within 3 months - Children	116	1,750	6.6%	8.9%	11.3%
% of FP17s for the same patient ID Re-attending within 3 months - Adults	786	5,448	14.4%	15.8%	16.7%
% of FP17s for the same patient ID Re-attending between 3 & 9 months - Children	1,045	1,750	59.7%	57.0%	58.0%
% of FP17s for the same patient ID Re-attending between 3 & 9 months - Adults	3,245	5,448	59.6%	53.2%	53.7%
% of FP17s for Band 1 Urgent Courses	465	6,825	6.8%	9.5%	9.0%
% of FP17s Relating to Free Repair or Replacements	37	6,825	0.5%	0.8%	0.7%
% of FP17s Relating to Continuations	39	6,825	0.6%	0.9%	0.9%
% of Patients satisfied with the dentistry they have received	23	23	100.0%	93.1%	93.9%
% of Patients satisfied with the time they had to wait for an appointment	22	23	95.7%	85.8%	88.4%

* This is based on patients treated on this contract for their most recent course of treatment. Figures in italics indicate the base number of FP17s or Patient Questionnaire responses are less than 100. N/A is shown where the base number of responses is less than 10 during the period. % is calculated as Quantity/Base number*100

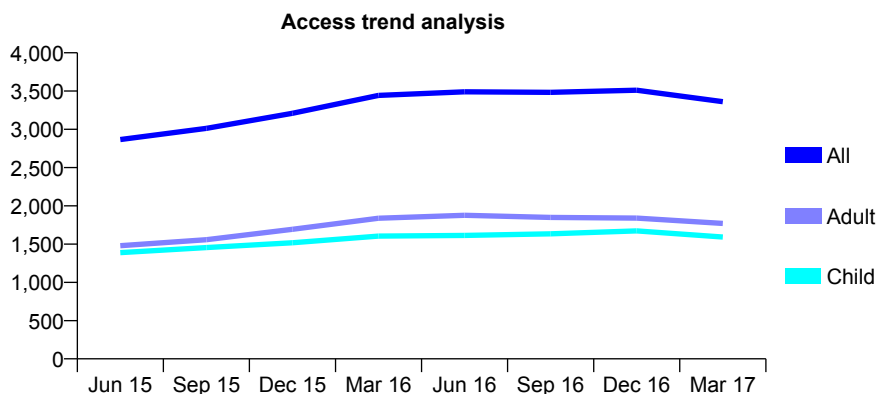
7A6 - Vital Signs At a Glance Contract Report for 160563/0001 - March 2017

Name or company name	L Smart
Contract type name	GDS Contract
Purpose of contract	General
Contract start date	01/01/2011
Contract end date	

16/17 Contracted general activity (UDA)	15,205
Carry forward general activity (UDA)	167
16/17 Contracted orthodontic activity (UOA)	0
Carry forward orthodontic activity (UOA)	0
Baseline contract value	£301,945.52

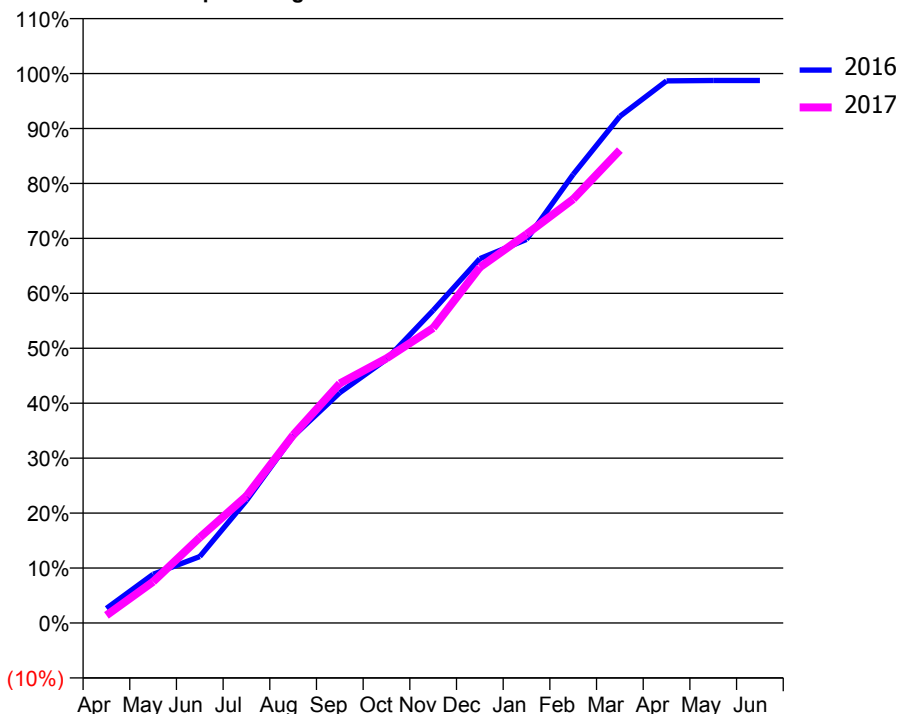
ACCESS*

Patients seen in 24 months	Total	Change since previous quarter
Quarter ending March 2016	3,443	
Quarter ending June 2016	3,490	→
Quarter ending September 2016	3,483	→
Quarter ending December 2016	3,511	→
Quarter ending March 2017	3,362	↓
Variance since March 2016	(2.4%)	↓



ACTIVITY

Cumulative percentage of contracted UDA delivered 2016 & 2017



Month	Adjusted Scheduled Activity (UDA)	
	2016	2017
April	376	211
May	1,253	1,142
June	1,707	2,367
July	3,144	3,514
August	4,791	5,201
September	5,915	6,629
October	6,772	7,321
November	8,031	8,165
December	9,357	9,842
January	9,851	10,756
February	11,524	11,727
March	13,013	13,084
April	13,925	
May	13,935	
June	13,935	

QUALITY

	Quantity	Base Number	Contract	LHB	Wales
% of FP17s for the same patient ID Re-attending within 3 months - Children	209	2,446	8.5%	8.9%	11.3%
% of FP17s for the same patient ID Re-attending within 3 months - Adults	399	2,256	17.7%	15.8%	16.7%
% of FP17s for the same patient ID Re-attending between 3 & 9 months - Children	1,453	2,446	59.4%	57.0%	58.0%
% of FP17s for the same patient ID Re-attending between 3 & 9 months - Adults	1,283	2,256	56.9%	53.2%	53.7%
% of FP17s for Band 1 Urgent Courses	26	4,470	0.6%	9.5%	9.0%
% of FP17s Relating to Free Repair or Replacements	9	4,470	0.2%	0.8%	0.7%
% of FP17s Relating to Continuations	8	4,470	0.2%	0.9%	0.9%
% of Patients satisfied with the dentistry they have received	9	10	90.0%	93.1%	93.9%
% of Patients satisfied with the time they had to wait for an appointment	9	10	90.0%	85.8%	88.4%

* This is based on patients treated on this contract for their most recent course of treatment. Figures in italics indicate the base number of FP17s or Patient Questionnaire responses are less than 100. N/A is shown where the base number of responses is less than 10 during the period. % is calculated as Quantity/Base number*100

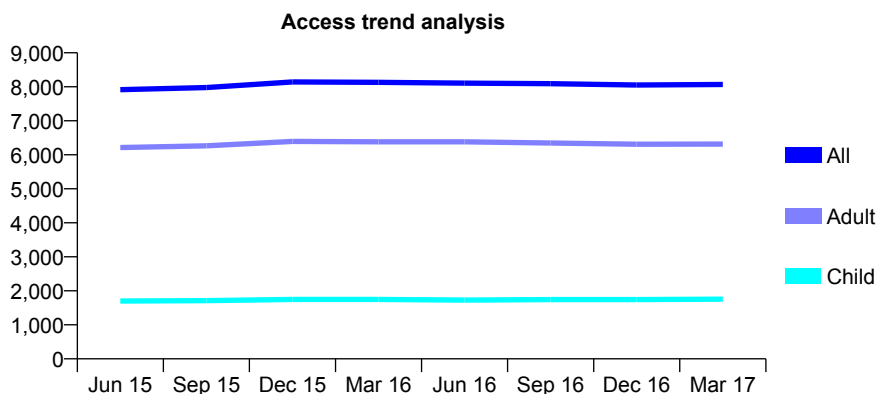
7A6 - Vital Signs At a Glance Contract Report for 161551/0001 - March 2017

Name or company name	Masonoak Ltd & Sunnyleigh Ltd
Contract type name	GDS Contract
Purpose of contract	General
Contract start date	01/12/2012
Contract end date	

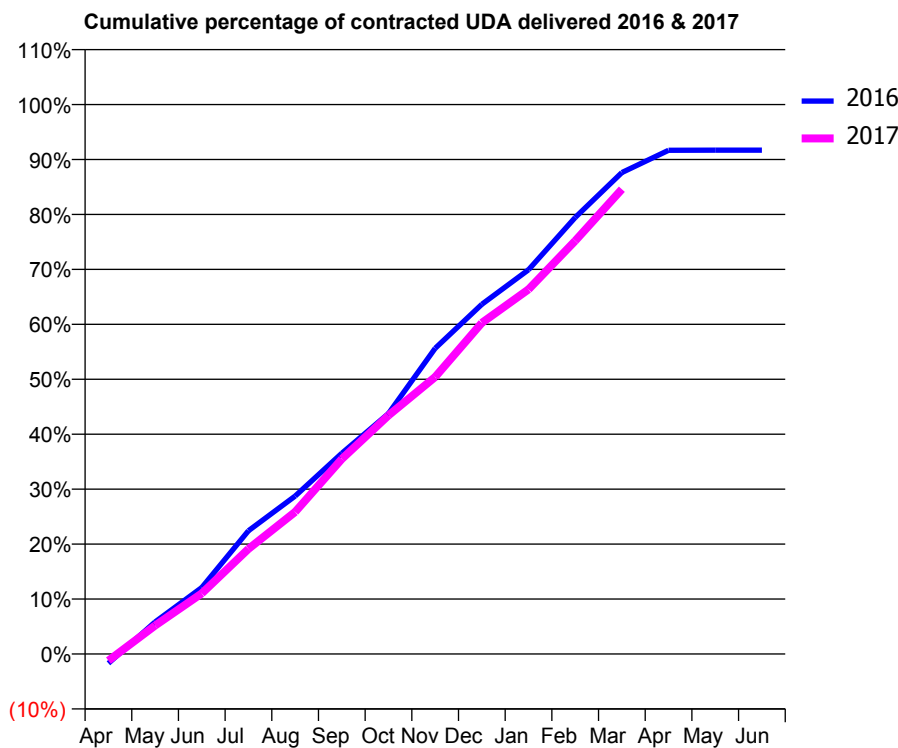
16/17 Contracted general activity (UDA)	22,053
Carry forward general activity (UDA)	1,157
16/17 Contracted orthodontic activity (UOA)	0
Carry forward orthodontic activity (UOA)	0
Baseline contract value	£497,726.87

ACCESS*

Patients seen in 24 months	Total	Change since previous quarter
Quarter ending March 2016	8,131	
Quarter ending June 2016	8,108	→
Quarter ending September 2016	8,091	→
Quarter ending December 2016	8,053	→
Quarter ending March 2017	8,068	→
Variance since March 2016	(0.8%)	→



ACTIVITY



Month	Adjusted Scheduled Activity (UDA)	
	2016	2017
April	-397	-270
May	1,348	1,141
June	2,798	2,434
July	5,192	4,222
August	6,651	5,703
September	8,456	7,825
October	10,129	9,576
November	12,879	11,118
December	14,727	13,292
January	16,186	14,634
February	18,388	16,581
March	20,280	18,654
April	21,218	
May	21,220	
June	21,220	

QUALITY

	Quantity	Base Number	Contract	LHB	Wales
% of FP17s for the same patient ID Re-attending within 3 months - Children	157	2,323	6.8%	8.9%	11.3%
% of FP17s for the same patient ID Re-attending within 3 months - Adults	1,443	8,382	17.2%	15.8%	16.7%
% of FP17s for the same patient ID Re-attending between 3 & 9 months - Children	1,211	2,323	52.1%	57.0%	58.0%
% of FP17s for the same patient ID Re-attending between 3 & 9 months - Adults	4,130	8,382	49.3%	53.2%	53.7%
% of FP17s for Band 1 Urgent Courses	1,080	10,192	10.6%	9.5%	9.0%
% of FP17s Relating to Free Repair or Replacements	45	10,192	0.4%	0.8%	0.7%
% of FP17s Relating to Continuations	185	10,192	1.8%	0.9%	0.9%
% of Patients satisfied with the dentistry they have received	29	30	96.7%	93.1%	93.9%
% of Patients satisfied with the time they had to wait for an appointment	28	30	93.3%	85.8%	88.4%

* This is based on patients treated on this contract for their most recent course of treatment. Figures in italics indicate the base number of FP17s or Patient Questionnaire responses are less than 100. N/A is shown where the base number of responses is less than 10 during the period. % is calculated as Quantity/Base number*100

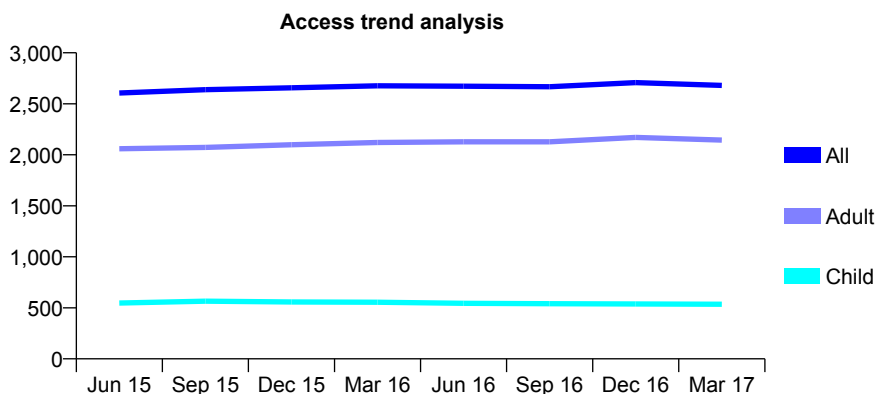
7A6 - Vital Signs At a Glance Contract Report for 162442/0001 - March 2017

Name or company name	M J Dental Services Ltd
Contract type name	GDS Contract
Purpose of contract	General
Contract start date	01/07/2013
Contract end date	

16/17 Contracted general activity (UDA)	10,047
Carry forward general activity (UDA)	0
16/17 Contracted orthodontic activity (UOA)	0
Carry forward orthodontic activity (UOA)	0
Baseline contract value	£249,911.05

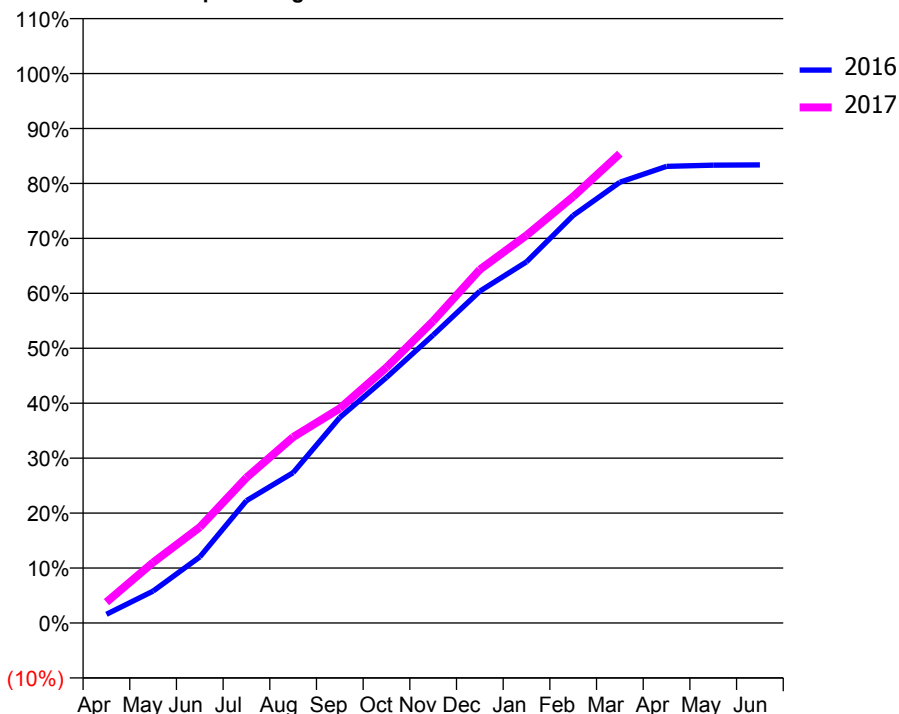
ACCESS*

Patients seen in 24 months	Total	Change since previous quarter
Quarter ending March 2016	2,676	
Quarter ending June 2016	2,673	→
Quarter ending September 2016	2,667	→
Quarter ending December 2016	2,708	→
Quarter ending March 2017	2,680	↓
Variance since March 2016	0.1%	→



ACTIVITY

Cumulative percentage of contracted UDA delivered 2016 & 2017



Month	Adjusted Scheduled Activity (UDA)	
	2016	2017
April	169	382
May	614	1,108
June	1,272	1,751
July	2,354	2,659
August	2,894	3,400
September	3,957	3,924
October	4,727	4,673
November	5,543	5,521
December	6,386	6,461
January	6,952	7,088
February	7,843	7,796
March	8,482	8,582
April	8,789	
May	8,812	
June	8,816	

QUALITY

	Quantity	Base Number	Contract	LHB	Wales
% of FP17s for the same patient ID Re-attending within 3 months - Children	95	753	12.6%	8.9%	11.3%
% of FP17s for the same patient ID Re-attending within 3 months - Adults	628	3,216	19.5%	15.8%	16.7%
% of FP17s for the same patient ID Re-attending between 3 & 9 months - Children	351	753	46.6%	57.0%	58.0%
% of FP17s for the same patient ID Re-attending between 3 & 9 months - Adults	1,608	3,216	50.0%	53.2%	53.7%
% of FP17s for Band 1 Urgent Courses	374	3,831	9.8%	9.5%	9.0%
% of FP17s Relating to Free Repair or Replacements	99	3,831	2.6%	0.8%	0.7%
% of FP17s Relating to Continuations	26	3,831	0.7%	0.9%	0.9%
% of Patients satisfied with the dentistry they have received	15	15	100.0%	93.1%	93.9%
% of Patients satisfied with the time they had to wait for an appointment	13	15	86.7%	85.8%	88.4%

* This is based on patients treated on this contract for their most recent course of treatment. Figures in italics indicate the base number of FP17s or Patient Questionnaire responses are less than 100. N/A is shown where the base number of responses is less than 10 during the period. % is calculated as Quantity/Base number*100

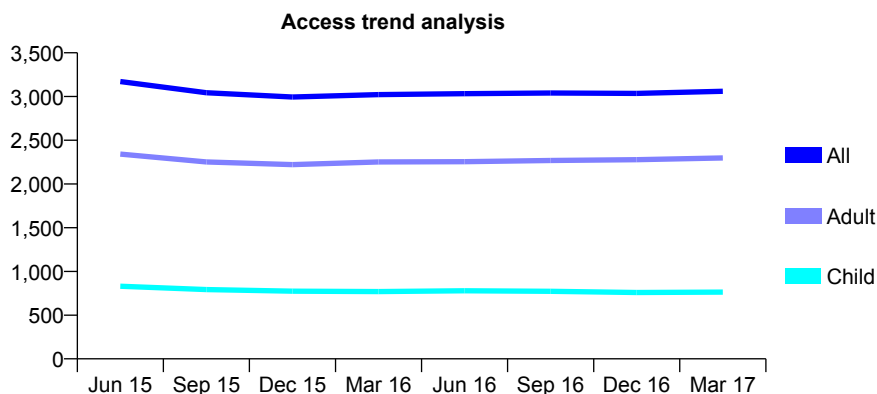
7A6 - Vital Signs At a Glance Contract Report for 170135/0001 - March 2017

Name or company name	Abertridwr Dental Surgery
Contract type name	GDS Contract
Purpose of contract	General
Contract start date	01/12/2011
Contract end date	

16/17 Contracted general activity (UDA)	11,984
Carry forward general activity (UDA)	441
16/17 Contracted orthodontic activity (UOA)	0
Carry forward orthodontic activity (UOA)	0
Baseline contract value	£302,183.78

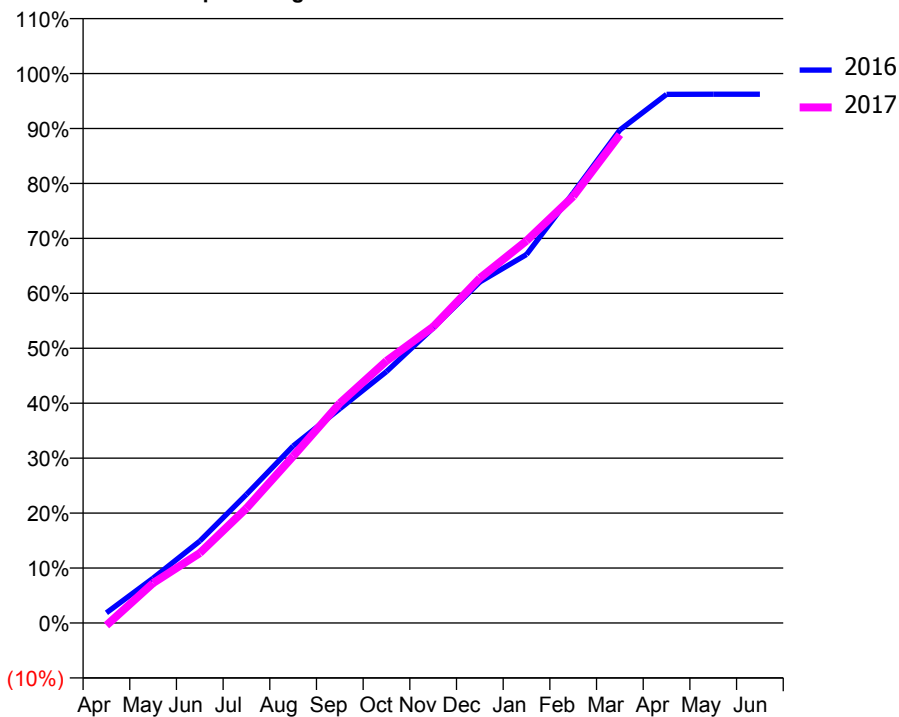
ACCESS*

Patients seen in 24 months	Total	Change since previous quarter
Quarter ending March 2016	3,022	
Quarter ending June 2016	3,033	→
Quarter ending September 2016	3,040	→
Quarter ending December 2016	3,036	→
Quarter ending March 2017	3,060	→
Variance since March 2016	1.3%	→



ACTIVITY

Cumulative percentage of contracted UDA delivered 2016 & 2017



Month	Adjusted Scheduled Activity (UDA)	
	2016	2017
April	222	-53
May	979	870
June	1,787	1,525
July	2,804	2,503
August	3,860	3,637
September	4,672	4,795
October	5,483	5,717
November	6,434	6,460
December	7,439	7,521
January	8,037	8,336
February	9,380	9,306
March	10,754	10,650
April	11,530	
May	11,533	
June	11,533	

QUALITY

	Quantity	Base Number	Contract	LHB	Wales
% of FP17s for the same patient ID Re-attending within 3 months - Children	69	1,105	6.2%	8.9%	11.3%
% of FP17s for the same patient ID Re-attending within 3 months - Adults	445	3,331	13.4%	15.8%	16.7%
% of FP17s for the same patient ID Re-attending between 3 & 9 months - Children	591	1,105	53.5%	57.0%	58.0%
% of FP17s for the same patient ID Re-attending between 3 & 9 months - Adults	1,732	3,331	52.0%	53.2%	53.7%
% of FP17s for Band 1 Urgent Courses	350	4,201	8.3%	9.5%	9.0%
% of FP17s Relating to Free Repair or Replacements	20	4,201	0.5%	0.8%	0.7%
% of FP17s Relating to Continuations	33	4,201	0.8%	0.9%	0.9%
% of Patients satisfied with the dentistry they have received	9	10	90.0%	93.1%	93.9%
% of Patients satisfied with the time they had to wait for an appointment	8	10	80.0%	85.8%	88.4%

* This is based on patients treated on this contract for their most recent course of treatment. Figures in italics indicate the base number of FP17s or Patient Questionnaire responses are less than 100. N/A is shown where the base number of responses is less than 10 during the period. % is calculated as Quantity/Base number*100

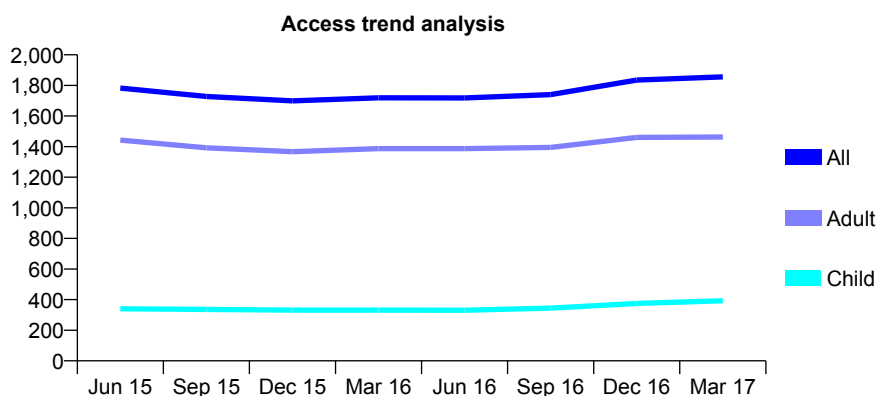
7A6 - Vital Signs At a Glance Contract Report for 175242/0001 - March 2017

Name or company name	Gupta & Gupta Limited
Contract type name	GDS Contract
Purpose of contract	General
Contract start date	01/06/2013
Contract end date	

16/17 Contracted general activity (UDA)	5,278
Carry forward general activity (UDA)	-112
16/17 Contracted orthodontic activity (UOA)	0
Carry forward orthodontic activity (UOA)	0
Baseline contract value	£130,677.46

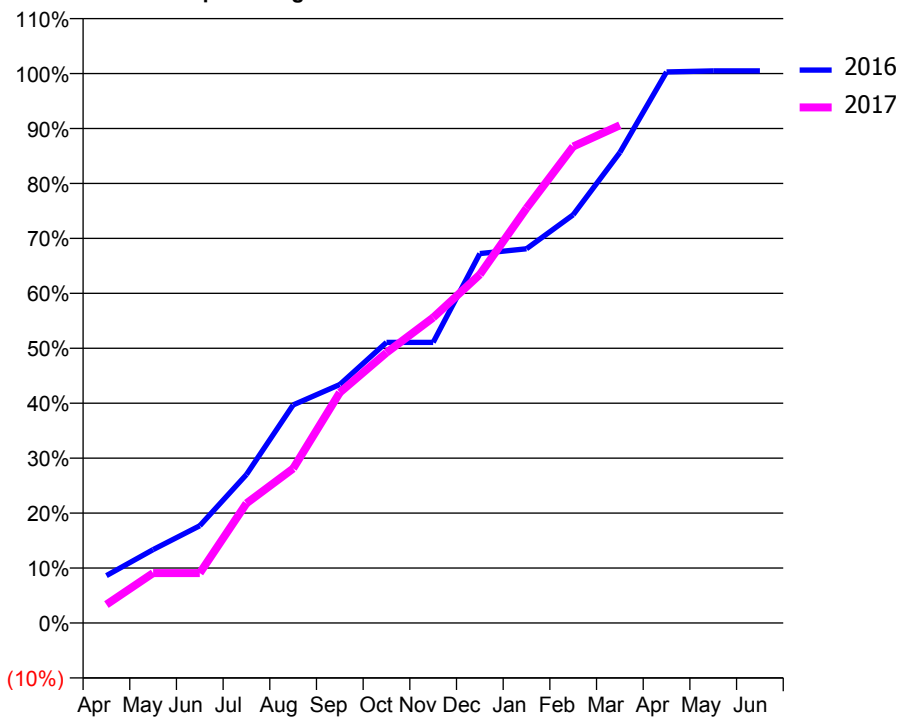
ACCESS*

Patients seen in 24 months	Total	Change since previous quarter
Quarter ending March 2016	1,719	
Quarter ending June 2016	1,718	→
Quarter ending September 2016	1,740	→
Quarter ending December 2016	1,835	↑
Quarter ending March 2017	1,856	→
Variance since March 2016	8.0%	↑



ACTIVITY

Cumulative percentage of contracted UDA delivered 2016 & 2017



Month	Adjusted Scheduled Activity (UDA)	
	2016	2017
April	455	178
May	705	480
June	934	480
July	1,427	1,150
August	2,095	1,484
September	2,290	2,213
October	2,695	2,597
November	2,695	2,934
December	3,548	3,347
January	3,594	3,984
February	3,922	4,577
March	4,520	4,781
April	5,293	
May	5,303	
June	5,303	

QUALITY

	Quantity	Base Number	Contract	LHB	Wales
% of FP17s for the same patient ID Re-attending within 3 months - Children	26	519	5.0%	8.9%	11.3%
% of FP17s for the same patient ID Re-attending within 3 months - Adults	233	1,758	13.3%	15.8%	16.7%
% of FP17s for the same patient ID Re-attending between 3 & 9 months - Children	249	519	48.0%	57.0%	58.0%
% of FP17s for the same patient ID Re-attending between 3 & 9 months - Adults	551	1,758	31.3%	53.2%	53.7%
% of FP17s for Band 1 Urgent Courses	70	2,003	3.5%	9.5%	9.0%
% of FP17s Relating to Free Repair or Replacements	16	2,003	0.8%	0.8%	0.7%
% of FP17s Relating to Continuations	15	2,003	0.7%	0.9%	0.9%
% of Patients satisfied with the dentistry they have received	8	11	72.7%	93.1%	93.9%
% of Patients satisfied with the time they had to wait for an appointment	8	11	72.7%	85.8%	88.4%

* This is based on patients treated on this contract for their most recent course of treatment. Figures in italics indicate the base number of FP17s or Patient Questionnaire responses are less than 100. N/A is shown where the base number of responses is less than 10 during the period. % is calculated as Quantity/Base number*100

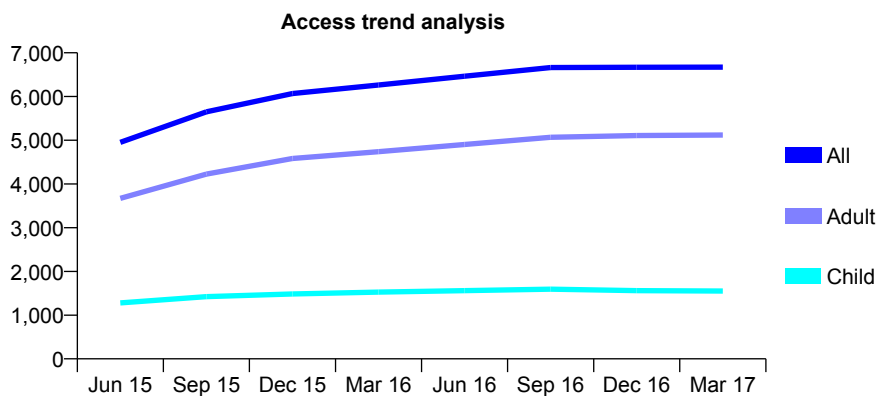
7A6 - Vital Signs At a Glance Contract Report for 176222/0001 - March 2017

Name or company name	Mr C Hall
Contract type name	GDS Contract
Purpose of contract	General
Contract start date	01/10/2014
Contract end date	

16/17 Contracted general activity (UDA)	19,650
Carry forward general activity (UDA)	36
16/17 Contracted orthodontic activity (UOA)	0
Carry forward orthodontic activity (UOA)	0
Baseline contract value	£507,954.53

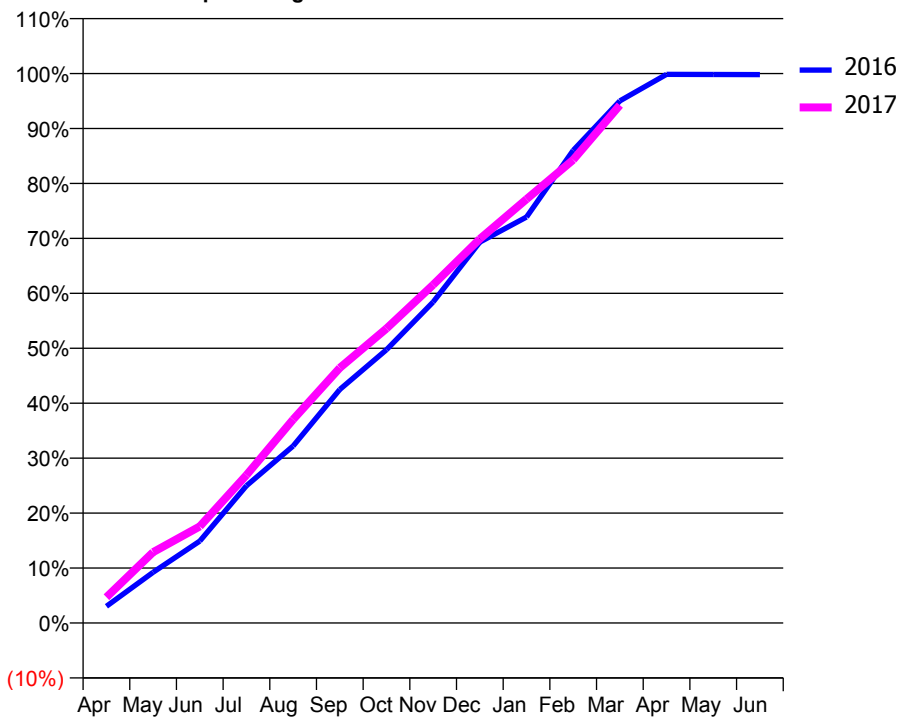
ACCESS*

Patients seen in 24 months	Total	Change since previous quarter
Quarter ending March 2016	6,263	
Quarter ending June 2016	6,465	↑
Quarter ending September 2016	6,664	↑
Quarter ending December 2016	6,668	→
Quarter ending March 2017	6,671	→
Variance since March 2016	6.5%	↑



ACTIVITY

Cumulative percentage of contracted UDA delivered 2016 & 2017



Month	Adjusted Scheduled Activity (UDA)	
	2016	2017
April	598	925
May	1,817	2,535
June	2,932	3,456
July	4,910	5,291
August	6,328	7,280
September	8,354	9,123
October	9,772	10,530
November	11,478	12,096
December	13,622	13,737
January	14,519	15,159
February	16,902	16,562
March	18,671	18,517
April	19,618	
May	19,617	
June	19,611	

QUALITY

	Quantity	Base Number	Contract	LHB	Wales
% of FP17s for the same patient ID Re-attending within 3 months - Children	78	2,321	3.4%	8.9%	11.3%
% of FP17s for the same patient ID Re-attending within 3 months - Adults	559	6,863	8.1%	15.8%	16.7%
% of FP17s for the same patient ID Re-attending between 3 & 9 months - Children	1,553	2,321	66.9%	57.0%	58.0%
% of FP17s for the same patient ID Re-attending between 3 & 9 months - Adults	4,023	6,863	58.6%	53.2%	53.7%
% of FP17s for Band 1 Urgent Courses	566	8,759	6.5%	9.5%	9.0%
% of FP17s Relating to Free Repair or Replacements	42	8,759	0.5%	0.8%	0.7%
% of FP17s Relating to Continuations	13	8,759	0.1%	0.9%	0.9%
% of Patients satisfied with the dentistry they have received	21	22	95.5%	93.1%	93.9%
% of Patients satisfied with the time they had to wait for an appointment	20	22	90.9%	85.8%	88.4%

* This is based on patients treated on this contract for their most recent course of treatment. Figures in italics indicate the base number of FP17s or Patient Questionnaire responses are less than 100. N/A is shown where the base number of responses is less than 10 during the period. % is calculated as Quantity/Base number*100

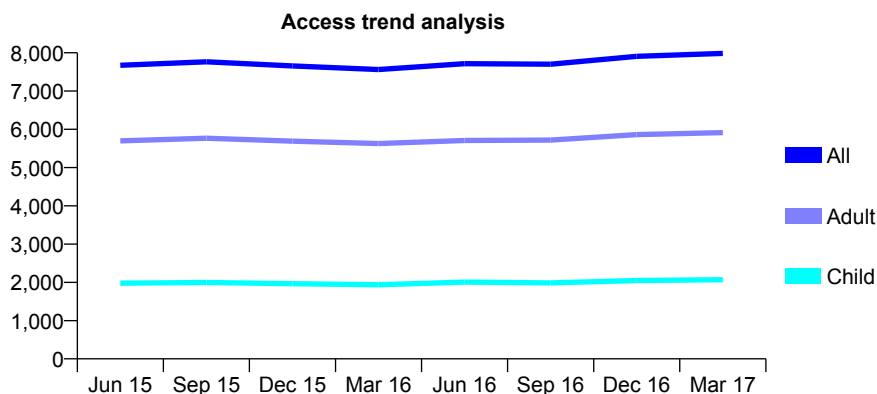
7A6 - Vital Signs At a Glance Contract Report for 177822/0001 - March 2017

Name or company name	Beaufort Park Dental Care Ltd
Contract type name	GDS Contract
Purpose of contract	General
Contract start date	01/12/2010
Contract end date	

16/17 Contracted general activity (UDA)	24,320
Carry forward general activity (UDA)	0
16/17 Contracted orthodontic activity (UOA)	0
Carry forward orthodontic activity (UOA)	0
Baseline contract value	£582,042.79

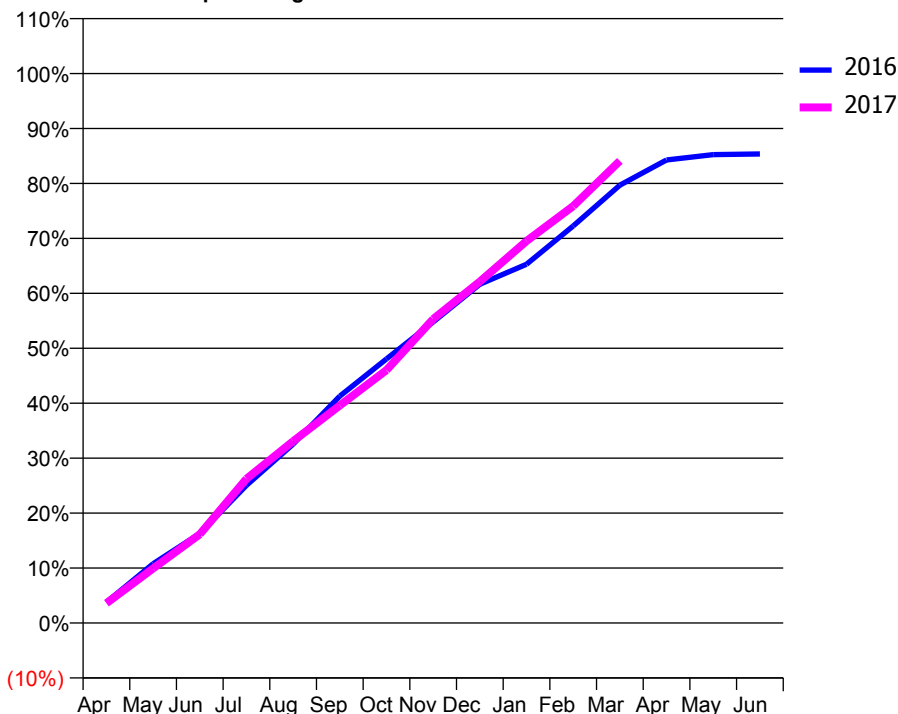
ACCESS*

Patients seen in 24 months	Total	Change since previous quarter
Quarter ending March 2016	7,562	
Quarter ending June 2016	7,715	↑
Quarter ending September 2016	7,703	→
Quarter ending December 2016	7,908	↑
Quarter ending March 2017	7,984	→
Variance since March 2016	5.6%	↑



ACTIVITY

Cumulative percentage of contracted UDA delivered 2016 & 2017



Month	Adjusted Scheduled Activity (UDA)	
	2016	2017
April	925	878
May	2,622	2,417
June	3,965	3,927
July	6,092	6,383
August	7,918	8,049
September	10,039	9,629
October	11,690	11,190
November	13,326	13,452
December	14,992	15,112
January	15,881	16,904
February	17,572	18,454
March	19,376	20,454
April	20,492	
May	20,730	
June	20,762	

QUALITY

	Quantity	Base Number	Contract	LHB	Wales
% of FP17s for the same patient ID Re-attending within 3 months - Children	150	2,879	5.2%	8.9%	11.3%
% of FP17s for the same patient ID Re-attending within 3 months - Adults	920	7,965	11.6%	15.8%	16.7%
% of FP17s for the same patient ID Re-attending between 3 & 9 months - Children	1,588	2,879	55.2%	57.0%	58.0%
% of FP17s for the same patient ID Re-attending between 3 & 9 months - Adults	4,162	7,965	52.3%	53.2%	53.7%
% of FP17s for Band 1 Urgent Courses	549	10,090	5.4%	9.5%	9.0%
% of FP17s Relating to Free Repair or Replacements	53	10,090	0.5%	0.8%	0.7%
% of FP17s Relating to Continuations	115	10,090	1.1%	0.9%	0.9%
% of Patients satisfied with the dentistry they have received	28	31	90.3%	93.1%	93.9%
% of Patients satisfied with the time they had to wait for an appointment	28	31	90.3%	85.8%	88.4%

* This is based on patients treated on this contract for their most recent course of treatment. Figures in italics indicate the base number of FP17s or Patient Questionnaire responses are less than 100. N/A is shown where the base number of responses is less than 10 during the period. % is calculated as Quantity/Base number*100

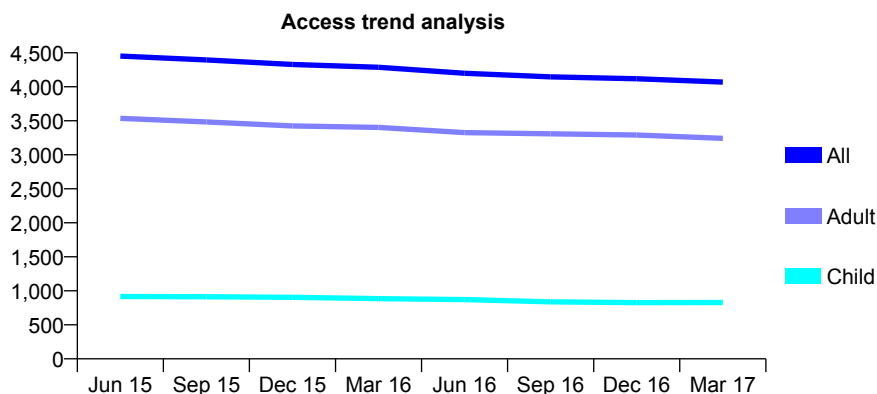
7A6 - Vital Signs At a Glance Contract Report for 180025/0001 - March 2017

Name or company name	Dr James Thomas & Dr Iman Mehdi
Contract type name	GDS Contract
Purpose of contract	General
Contract start date	01/02/2009
Contract end date	

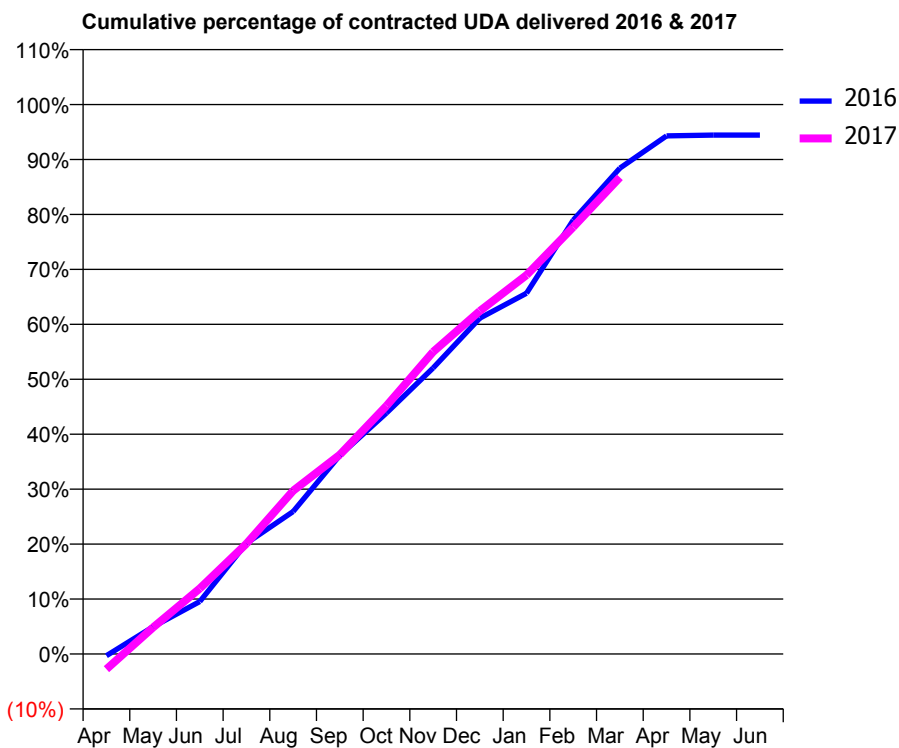
16/17 Contracted general activity (UDA)	14,481
Carry forward general activity (UDA)	785
16/17 Contracted orthodontic activity (UOA)	0
Carry forward orthodontic activity (UOA)	0
Baseline contract value	£350,550.83

ACCESS*

Patients seen in 24 months	Total	Change since previous quarter
Quarter ending March 2016	4,288	
Quarter ending June 2016	4,199	↓
Quarter ending September 2016	4,147	↓
Quarter ending December 2016	4,118	→
Quarter ending March 2017	4,070	↓
Variance since March 2016	(5.1%)	↓



ACTIVITY



Month	Adjusted Scheduled Activity (UDA)	
	2016	2017
April	-46	-403
May	718	702
June	1,381	1,726
July	2,918	2,907
August	3,756	4,302
September	5,234	5,251
October	6,352	6,543
November	7,540	7,965
December	8,852	9,041
January	9,509	9,987
February	11,431	11,250
March	12,803	12,560
April	13,655	
May	13,674	
June	13,675	

QUALITY

	Quantity	Base Number	Contract	LHB	Wales
% of FP17s for the same patient ID Re-attending within 3 months - Children	127	1,141	11.1%	8.9%	11.3%
% of FP17s for the same patient ID Re-attending within 3 months - Adults	1,026	4,646	22.1%	15.8%	16.7%
% of FP17s for the same patient ID Re-attending between 3 & 9 months - Children	542	1,141	47.5%	57.0%	58.0%
% of FP17s for the same patient ID Re-attending between 3 & 9 months - Adults	2,136	4,646	46.0%	53.2%	53.7%
% of FP17s for Band 1 Urgent Courses	1,006	5,487	18.3%	9.5%	9.0%
% of FP17s Relating to Free Repair or Replacements	85	5,487	1.5%	0.8%	0.7%
% of FP17s Relating to Continuations	125	5,487	2.3%	0.9%	0.9%
% of Patients satisfied with the dentistry they have received	25	26	96.2%	93.1%	93.9%
% of Patients satisfied with the time they had to wait for an appointment	24	26	92.3%	85.8%	88.4%

* This is based on patients treated on this contract for their most recent course of treatment. Figures in italics indicate the base number of FP17s or Patient Questionnaire responses are less than 100. N/A is shown where the base number of responses is less than 10 during the period. % is calculated as Quantity/Base number*100

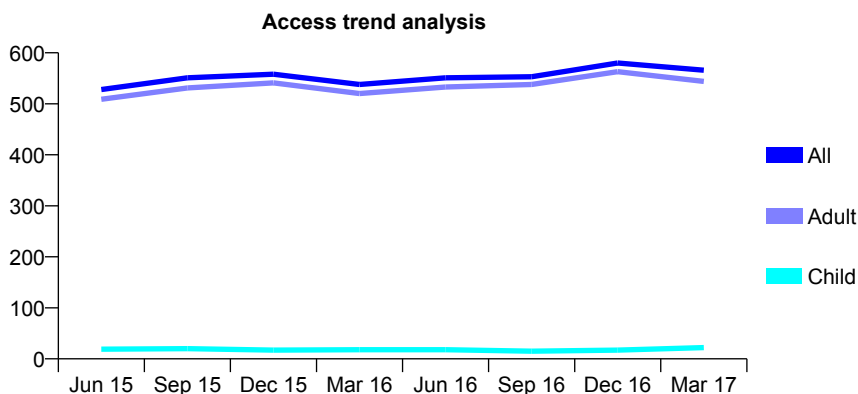
7A6 - Vital Signs At a Glance Contract Report for 180025/0002 - March 2017

Name or company name	Dr James Thomas & Dr Iman Mehdi
Contract type name	GDS Contract
Purpose of contract	General
Contract start date	01/02/2009
Contract end date	

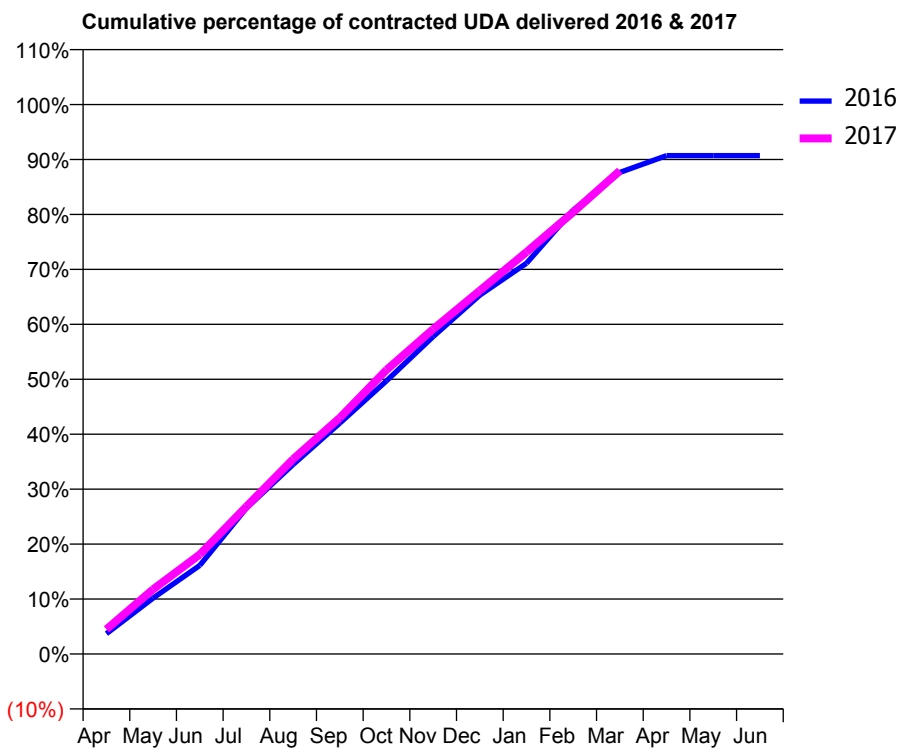
16/17 Contracted general activity (UDA)	907
Carry forward general activity (UDA)	0
16/17 Contracted orthodontic activity (UOA)	0
Carry forward orthodontic activity (UOA)	0
Baseline contract value	£31,814.21

ACCESS*

Patients seen in 24 months	Total	Change since previous quarter
Quarter ending March 2016	538	
Quarter ending June 2016	551	↑
Quarter ending September 2016	553	→
Quarter ending December 2016	580	↑
Quarter ending March 2017	566	↓
Variance since March 2016	5.2%	↑



ACTIVITY



Month	Adjusted Scheduled Activity (UDA)	
	2016	2017
April	34	41
May	92	107
June	146	164
July	241	244
August	313	322
September	381	390
October	451	469
November	524	536
December	592	600
January	645	663
February	733	729
March	795	798
April	823	
May	823	
June	823	

QUALITY

	Quantity	Base Number	Contract	LHB	Wales
% of FP17s for the same patient ID Re-attending within 3 months - Children	1	22	4.5%	8.9%	11.3%
% of FP17s for the same patient ID Re-attending within 3 months - Adults	32	666	4.8%	15.8%	16.7%
% of FP17s for the same patient ID Re-attending between 3 & 9 months - Children	0	22	0.0%	57.0%	58.0%
% of FP17s for the same patient ID Re-attending between 3 & 9 months - Adults	15	666	2.3%	53.2%	53.7%
% of FP17s for Band 1 Urgent Courses	664	665	99.8%	9.5%	9.0%
% of FP17s Relating to Free Repair or Replacements	0	665	0.0%	0.8%	0.7%
% of FP17s Relating to Continuations	0	665	0.0%	0.9%	0.9%
% of Patients satisfied with the dentistry they have received	1	1	N/A	93.1%	93.9%
% of Patients satisfied with the time they had to wait for an appointment	1	1	N/A	85.8%	88.4%

* This is based on patients treated on this contract for their most recent course of treatment. Figures in italics indicate the base number of FP17s or Patient Questionnaire responses are less than 100. N/A is shown where the base number of responses is less than 10 during the period. % is calculated as Quantity/Base number*100

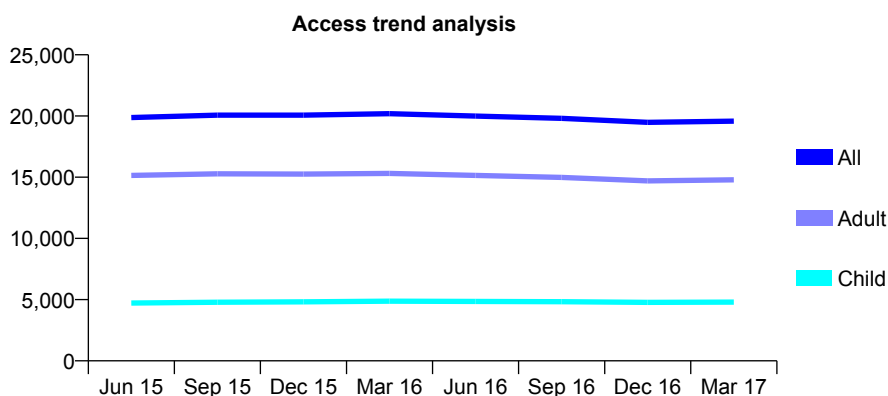
7A6 - Vital Signs At a Glance Contract Report for 181641/0001 - March 2017

Name or company name	Noblecourt Ltd & Northberry Ltd
Contract type name	GDS Contract
Purpose of contract	General
Contract start date	13/09/2011
Contract end date	

16/17 Contracted general activity (UDA)	52,702
Carry forward general activity (UDA)	-149
16/17 Contracted orthodontic activity (UOA)	0
Carry forward orthodontic activity (UOA)	0
Baseline contract value	£1,661,927.74

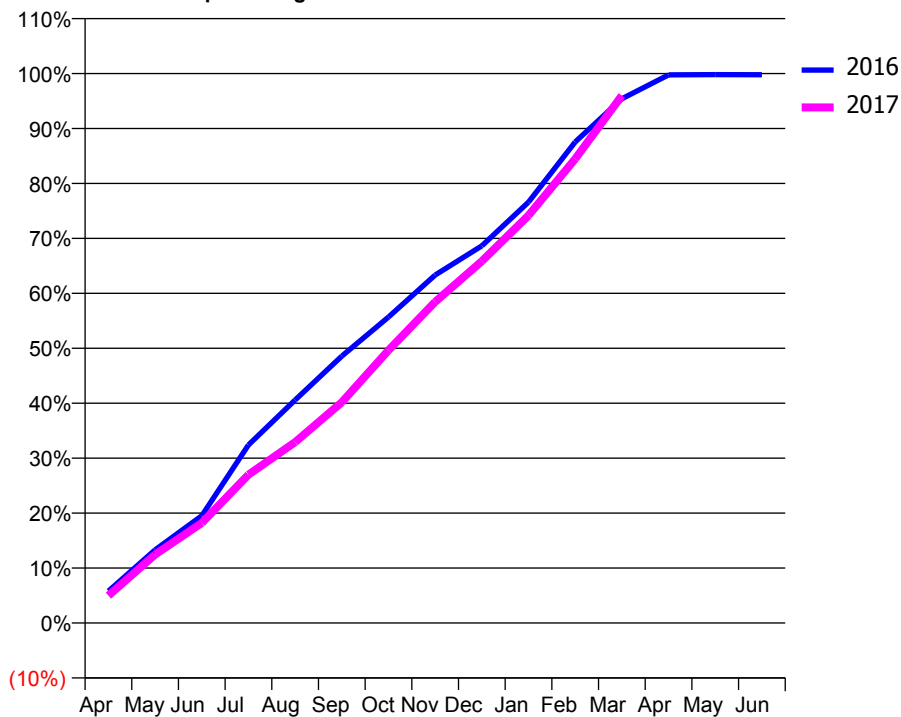
ACCESS*

Patients seen in 24 months	Total	Change since previous quarter
Quarter ending March 2016	20,187	
Quarter ending June 2016	19,999	→
Quarter ending September 2016	19,814	→
Quarter ending December 2016	19,479	↓
Quarter ending March 2017	19,581	→
Variance since March 2016	(3.0%)	↓



ACTIVITY

Cumulative percentage of contracted UDA delivered 2016 & 2017



Month	Adjusted Scheduled Activity (UDA)	
	2016	2017
April	3,066	2,624
May	7,020	6,565
June	10,287	9,599
July	17,081	14,228
August	21,385	17,345
September	25,602	21,172
October	29,343	26,163
November	33,370	30,801
December	36,178	34,699
January	40,365	39,087
February	46,133	44,514
March	50,274	50,591
April	52,568	
May	52,594	
June	52,587	

QUALITY

	Quantity	Base Number	Contract	LHB	Wales
% of FP17s for the same patient ID Re-attending within 3 months - Children	459	6,785	6.8%	8.9%	11.3%
% of FP17s for the same patient ID Re-attending within 3 months - Adults	3,234	21,392	15.1%	15.8%	16.7%
% of FP17s for the same patient ID Re-attending between 3 & 9 months - Children	3,533	6,785	52.1%	57.0%	58.0%
% of FP17s for the same patient ID Re-attending between 3 & 9 months - Adults	10,794	21,392	50.5%	53.2%	53.7%
% of FP17s for Band 1 Urgent Courses	2,316	26,927	8.6%	9.5%	9.0%
% of FP17s Relating to Free Repair or Replacements	174	26,927	0.6%	0.8%	0.7%
% of FP17s Relating to Continuations	147	26,927	0.5%	0.9%	0.9%
% of Patients satisfied with the dentistry they have received	57	68	83.8%	93.1%	93.9%
% of Patients satisfied with the time they had to wait for an appointment	49	68	72.1%	85.8%	88.4%

* This is based on patients treated on this contract for their most recent course of treatment. Figures in italics indicate the base number of FP17s or Patient Questionnaire responses are less than 100. N/A is shown where the base number of responses is less than 10 during the period. % is calculated as Quantity/Base number*100

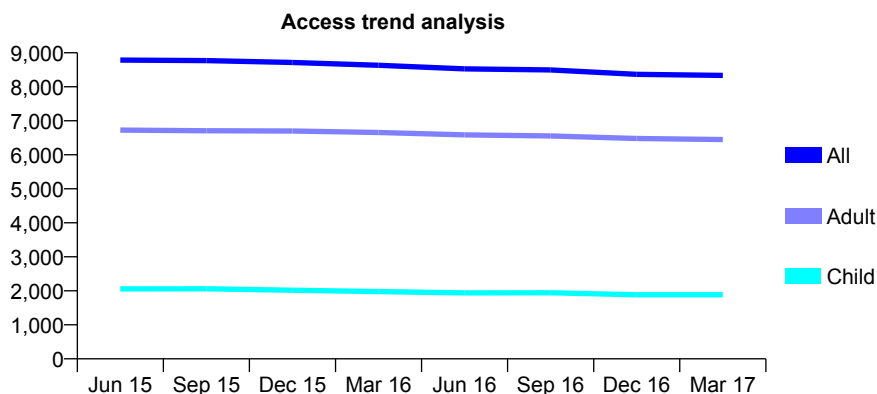
7A6 - Vital Signs At a Glance Contract Report for 183350/0001 - March 2017

Name or company name	Crosskeys Dental Practice Limited
Contract type name	GDS Contract
Purpose of contract	General
Contract start date	01/06/2013
Contract end date	

16/17 Contracted general activity (UDA)	28,668
Carry forward general activity (UDA)	1,078
16/17 Contracted orthodontic activity (UOA)	0
Carry forward orthodontic activity (UOA)	0
Baseline contract value	£704,378.75

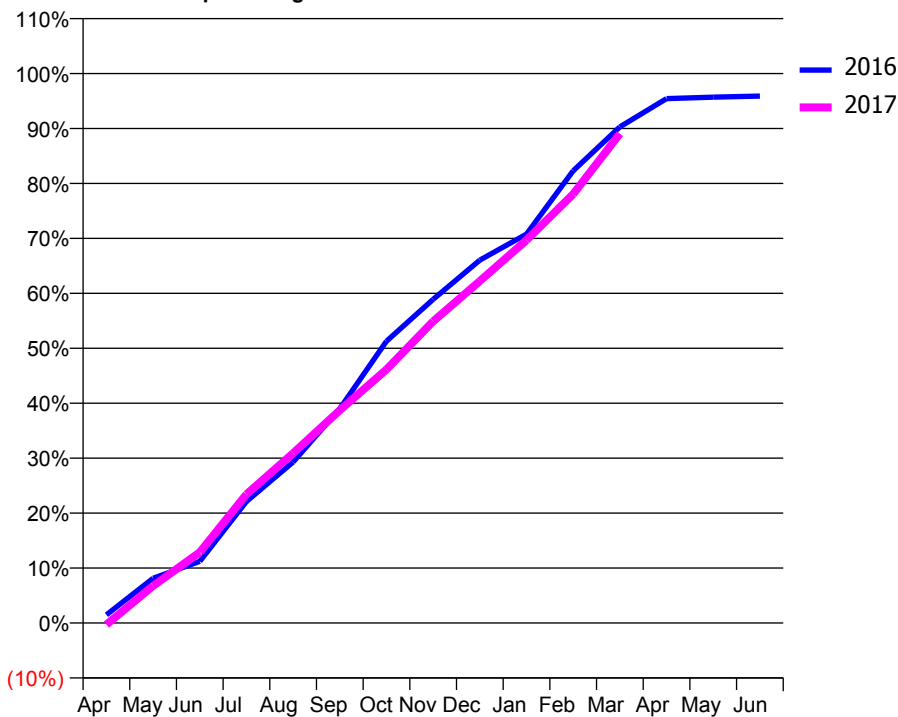
ACCESS*

Patients seen in 24 months	Total	Change since previous quarter
Quarter ending March 2016	8,634	
Quarter ending June 2016	8,528	↓
Quarter ending September 2016	8,496	→
Quarter ending December 2016	8,365	↓
Quarter ending March 2017	8,335	→
Variance since March 2016	(3.5%)	↓



ACTIVITY

Cumulative percentage of contracted UDA delivered 2016 & 2017



Month	Adjusted Scheduled Activity (UDA)	
	2016	2017
April	426	-88
May	2,335	1,941
June	3,221	3,694
July	6,339	6,716
August	8,403	8,856
September	11,186	11,098
October	14,706	13,229
November	16,891	15,736
December	18,933	17,843
January	20,290	19,974
February	23,597	22,377
March	25,884	25,532
April	27,357	
May	27,434	
June	27,489	

QUALITY

	Quantity	Base Number	Contract	LHB	Wales
% of FP17s for the same patient ID Re-attending within 3 months - Children	256	3,305	7.7%	8.9%	11.3%
% of FP17s for the same patient ID Re-attending within 3 months - Adults	1,296	10,429	12.4%	15.8%	16.7%
% of FP17s for the same patient ID Re-attending between 3 & 9 months - Children	2,211	3,305	66.9%	57.0%	58.0%
% of FP17s for the same patient ID Re-attending between 3 & 9 months - Adults	6,645	10,429	63.7%	53.2%	53.7%
% of FP17s for Band 1 Urgent Courses	1,228	12,994	9.5%	9.5%	9.0%
% of FP17s Relating to Free Repair or Replacements	99	12,994	0.8%	0.8%	0.7%
% of FP17s Relating to Continuations	53	12,994	0.4%	0.9%	0.9%
% of Patients satisfied with the dentistry they have received	23	28	82.1%	93.1%	93.9%
% of Patients satisfied with the time they had to wait for an appointment	26	28	92.9%	85.8%	88.4%

* This is based on patients treated on this contract for their most recent course of treatment. Figures in italics indicate the base number of FP17s or Patient Questionnaire responses are less than 100. N/A is shown where the base number of responses is less than 10 during the period. % is calculated as Quantity/Base number*100

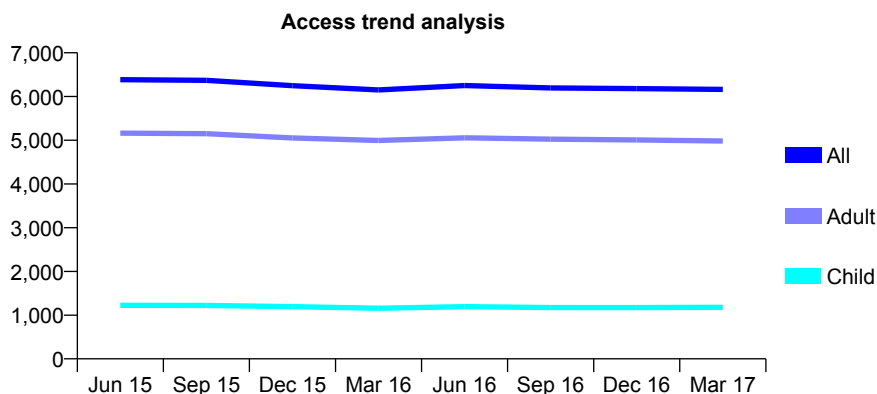
7A6 - Vital Signs At a Glance Contract Report for 187933/0001 - March 2017

Name or company name	NDP Services Ltd
Contract type name	GDS Contract
Purpose of contract	General
Contract start date	01/10/2010
Contract end date	

16/17 Contracted general activity (UDA)	21,304
Carry forward general activity (UDA)	-1,065
16/17 Contracted orthodontic activity (UOA)	0
Carry forward orthodontic activity (UOA)	0
Baseline contract value	£554,685.63

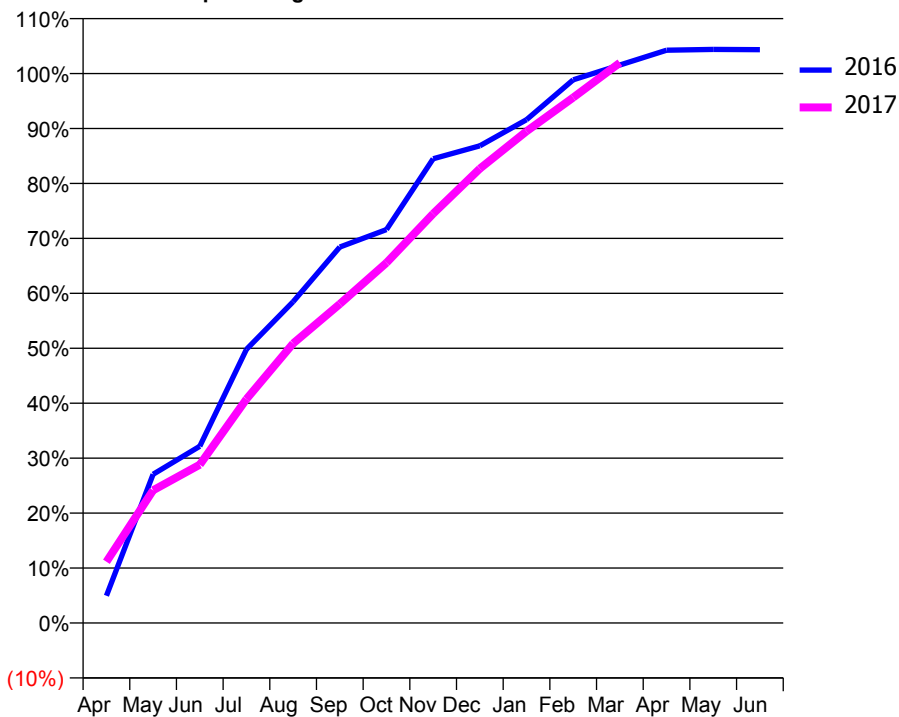
ACCESS*

Patients seen in 24 months	Total	Change since previous quarter
Quarter ending March 2016	6,152	
Quarter ending June 2016	6,252	→
Quarter ending September 2016	6,196	→
Quarter ending December 2016	6,182	→
Quarter ending March 2017	6,162	→
Variance since March 2016	0.2%	→



ACTIVITY

Cumulative percentage of contracted UDA delivered 2016 & 2017



Month	Adjusted Scheduled Activity (UDA)	
	2016	2017
April	1,056	2,375
May	5,768	5,145
June	6,851	6,141
July	10,612	8,680
August	12,459	10,837
September	14,574	12,367
October	15,256	13,964
November	18,000	15,871
December	18,502	17,617
January	19,511	19,065
February	21,057	20,370
March	21,631	21,721
April	22,206	
May	22,237	
June	22,228	

QUALITY

	Quantity	Base Number	Contract	LHB	Wales
% of FP17s for the same patient ID Re-attending within 3 months - Children	173	1,831	9.4%	8.9%	11.3%
% of FP17s for the same patient ID Re-attending within 3 months - Adults	1,909	8,463	22.6%	15.8%	16.7%
% of FP17s for the same patient ID Re-attending between 3 & 9 months - Children	994	1,831	54.3%	57.0%	58.0%
% of FP17s for the same patient ID Re-attending between 3 & 9 months - Adults	4,329	8,463	51.2%	53.2%	53.7%
% of FP17s for Band 1 Urgent Courses	1,111	10,012	11.1%	9.5%	9.0%
% of FP17s Relating to Free Repair or Replacements	139	10,012	1.4%	0.8%	0.7%
% of FP17s Relating to Continuations	70	10,012	0.7%	0.9%	0.9%
% of Patients satisfied with the dentistry they have received	37	39	94.9%	93.1%	93.9%
% of Patients satisfied with the time they had to wait for an appointment	36	39	92.3%	85.8%	88.4%

* This is based on patients treated on this contract for their most recent course of treatment. Figures in italics indicate the base number of FP17s or Patient Questionnaire responses are less than 100. N/A is shown where the base number of responses is less than 10 during the period. % is calculated as Quantity/Base number*100

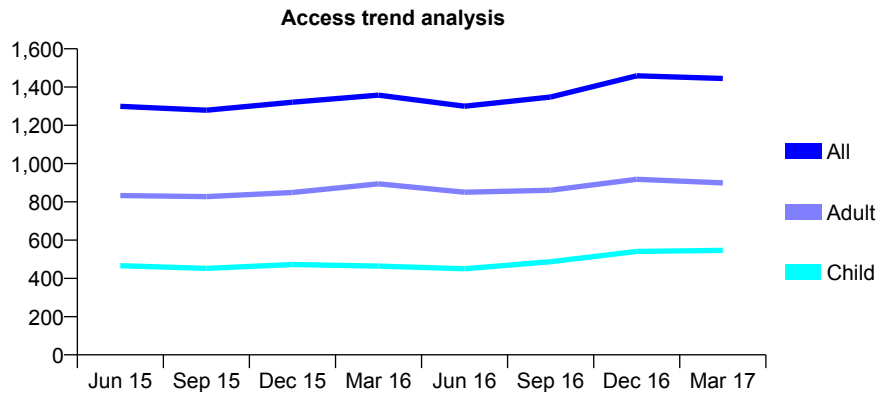
7A6 - Vital Signs At a Glance Contract Report for 188069/0001 - March 2017

Name or company name	Rowancrown Ltd
Contract type name	GDS Contract
Purpose of contract	General
Contract start date	01/03/2012
Contract end date	

16/17 Contracted general activity (UDA)	4,467
Carry forward general activity (UDA)	-96
16/17 Contracted orthodontic activity (UOA)	0
Carry forward orthodontic activity (UOA)	0
Baseline contract value	£120,973.02

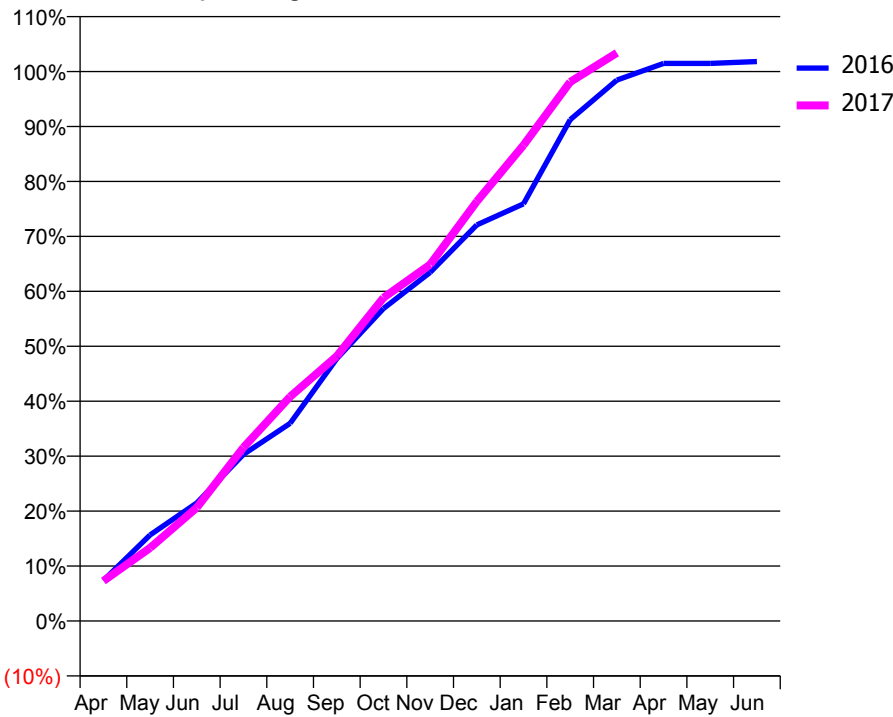
ACCESS*

Patients seen in 24 months	Total	Change since previous quarter
Quarter ending March 2016	1,358	
Quarter ending June 2016	1,300	↓
Quarter ending September 2016	1,348	↑
Quarter ending December 2016	1,459	↑
Quarter ending March 2017	1,445	→
Variance since March 2016	6.4%	↑



ACTIVITY

Cumulative percentage of contracted UDA delivered 2016 & 2017



Month	Adjusted Scheduled Activity (UDA)	
	2016	2017
April	330	326
May	699	595
June	960	922
July	1,355	1,411
August	1,607	1,824
September	2,133	2,154
October	2,540	2,628
November	2,834	2,898
December	3,220	3,411
January	3,391	3,868
February	4,075	4,382
March	4,397	4,618
April	4,533	
May	4,533	
June	4,548	

QUALITY

	Quantity	Base Number	Contract	LHB	Wales
% of FP17s for the same patient ID Re-attending within 3 months - Children	43	899	4.8%	8.9%	11.3%
% of FP17s for the same patient ID Re-attending within 3 months - Adults	176	1,427	12.3%	15.8%	16.7%
% of FP17s for the same patient ID Re-attending between 3 & 9 months - Children	373	899	41.5%	57.0%	58.0%
% of FP17s for the same patient ID Re-attending between 3 & 9 months - Adults	487	1,427	34.1%	53.2%	53.7%
% of FP17s for Band 1 Urgent Courses	345	2,231	15.5%	9.5%	9.0%
% of FP17s Relating to Free Repair or Replacements	5	2,231	0.2%	0.8%	0.7%
% of FP17s Relating to Continuations	4	2,231	0.2%	0.9%	0.9%
% of Patients satisfied with the dentistry they have received	2	2	N/A	93.1%	93.9%
% of Patients satisfied with the time they had to wait for an appointment	1	2	N/A	85.8%	88.4%

* This is based on patients treated on this contract for their most recent course of treatment. Figures in italics indicate the base number of FP17s or Patient Questionnaire responses are less than 100. N/A is shown where the base number of responses is less than 10 during the period. % is calculated as Quantity/Base number*100

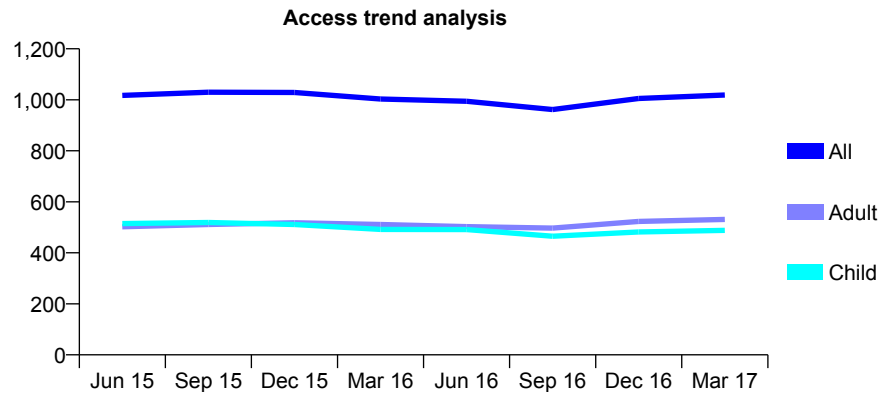
7A6 - Vital Signs At a Glance Contract Report for 190195/0009 - March 2017

Name or company name	Xeon Smiles UK Ltd
Contract type name	GDS Contract
Purpose of contract	General
Contract start date	01/04/2012
Contract end date	

16/17 Contracted general activity (UDA)	2,325
Carry forward general activity (UDA)	-24
16/17 Contracted orthodontic activity (UOA)	0
Carry forward orthodontic activity (UOA)	0
Baseline contract value	£56,413.99

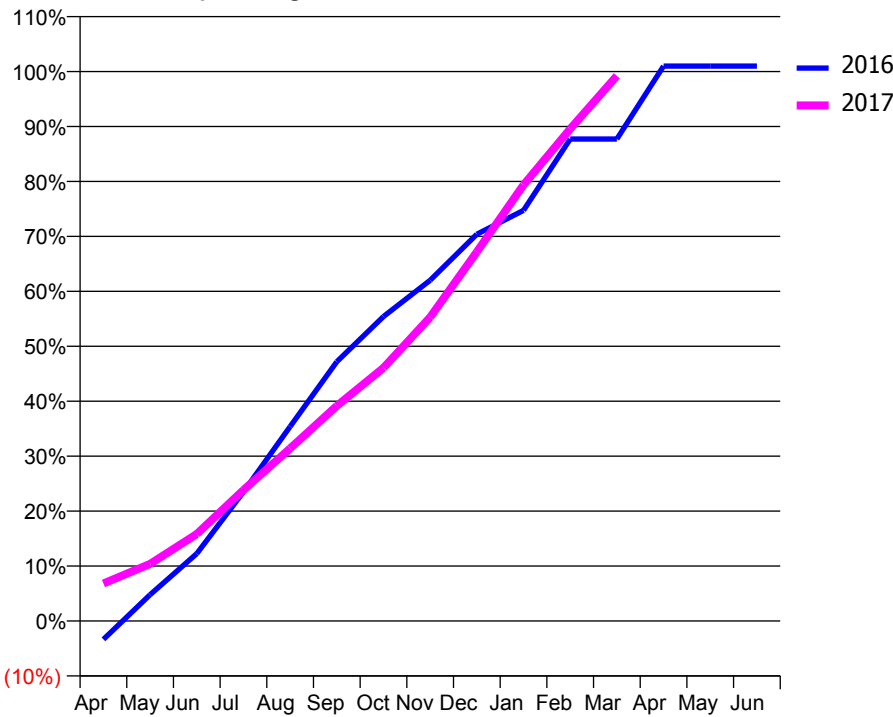
ACCESS*

Patients seen in 24 months	Total	Change since previous quarter
Quarter ending March 2016	1,003	
Quarter ending June 2016	994	→
Quarter ending September 2016	962	↓
Quarter ending December 2016	1,005	↑
Quarter ending March 2017	1,019	→
Variance since March 2016	1.6%	→



ACTIVITY

Cumulative percentage of contracted UDA delivered 2016 & 2017



Month	Adjusted Scheduled Activity (UDA)	
	2016	2017
April	-78	159
May	112	242
June	285	368
July	547	554
August	823	730
September	1,097	910
October	1,288	1,071
November	1,442	1,286
December	1,636	1,562
January	1,737	1,845
February	2,040	2,082
March	2,040	2,307
April	2,348	
May	2,348	
June	2,348	

QUALITY

	Quantity	Base Number	Contract	LHB	Wales
% of FP17s for the same patient ID Re-attending within 3 months - Children	94	852	11.0%	8.9%	11.3%
% of FP17s for the same patient ID Re-attending within 3 months - Adults	96	813	11.8%	15.8%	16.7%
% of FP17s for the same patient ID Re-attending between 3 & 9 months - Children	521	852	61.2%	57.0%	58.0%
% of FP17s for the same patient ID Re-attending between 3 & 9 months - Adults	489	813	60.1%	53.2%	53.7%
% of FP17s for Band 1 Urgent Courses	95	1,476	6.4%	9.5%	9.0%
% of FP17s Relating to Free Repair or Replacements	6	1,476	0.4%	0.8%	0.7%
% of FP17s Relating to Continuations	0	1,476	0.0%	0.9%	0.9%
% of Patients satisfied with the dentistry they have received	5	5	N/A	93.1%	93.9%
% of Patients satisfied with the time they had to wait for an appointment	5	5	N/A	85.8%	88.4%

* This is based on patients treated on this contract for their most recent course of treatment. Figures in italics indicate the base number of FP17s or Patient Questionnaire responses are less than 100. N/A is shown where the base number of responses is less than 10 during the period. % is calculated as Quantity/Base number*100

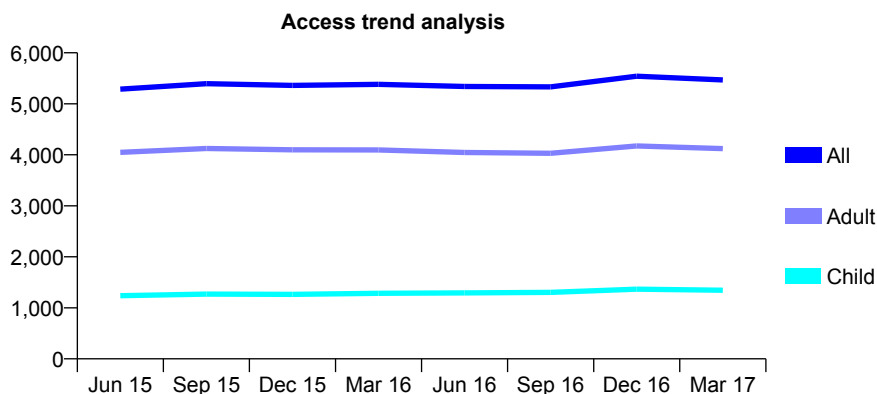
7A6 - Vital Signs At a Glance Contract Report for 190195/0012 - March 2017

Name or company name	Xeon Smiles UK Ltd
Contract type name	GDS Contract
Purpose of contract	General
Contract start date	01/04/2012
Contract end date	

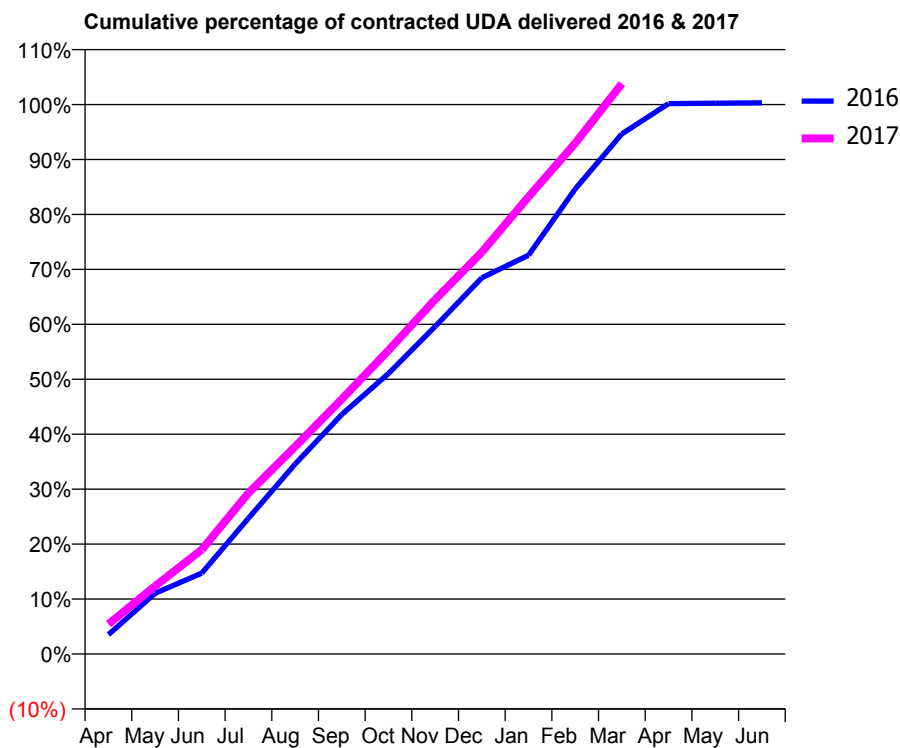
16/17 Contracted general activity (UDA)	18,856
Carry forward general activity (UDA)	-179
16/17 Contracted orthodontic activity (UOA)	0
Carry forward orthodontic activity (UOA)	0
Baseline contract value	£450,778.16

ACCESS*

Patients seen in 24 months	Total	Change since previous quarter
Quarter ending March 2016	5,382	
Quarter ending June 2016	5,339	→
Quarter ending September 2016	5,333	→
Quarter ending December 2016	5,541	↑
Quarter ending March 2017	5,467	↓
Variance since March 2016	1.6%	→



ACTIVITY



Month	Adjusted Scheduled Activity (UDA)	
	2016	2017
April	666	1,029
May	2,084	2,333
June	2,773	3,583
July	4,659	5,527
August	6,518	7,118
September	8,220	8,745
October	9,625	10,423
November	11,240	12,166
December	12,912	13,790
January	13,683	15,687
February	15,958	17,525
March	17,849	19,571
April	18,887	
May	18,902	
June	18,912	

QUALITY

	Quantity	Base Number	Contract	LHB	Wales
% of FP17s for the same patient ID Re-attending within 3 months - Children	245	2,101	11.7%	8.9%	11.3%
% of FP17s for the same patient ID Re-attending within 3 months - Adults	894	6,188	14.4%	15.8%	16.7%
% of FP17s for the same patient ID Re-attending between 3 & 9 months - Children	1,255	2,101	59.7%	57.0%	58.0%
% of FP17s for the same patient ID Re-attending between 3 & 9 months - Adults	3,735	6,188	60.4%	53.2%	53.7%
% of FP17s for Band 1 Urgent Courses	496	7,872	6.3%	9.5%	9.0%
% of FP17s Relating to Free Repair or Replacements	118	7,872	1.5%	0.8%	0.7%
% of FP17s Relating to Continuations	31	7,872	0.4%	0.9%	0.9%
% of Patients satisfied with the dentistry they have received	16	19	84.2%	93.1%	93.9%
% of Patients satisfied with the time they had to wait for an appointment	17	19	89.5%	85.8%	88.4%

* This is based on patients treated on this contract for their most recent course of treatment. Figures in italics indicate the base number of FP17s or Patient Questionnaire responses are less than 100. N/A is shown where the base number of responses is less than 10 during the period. % is calculated as Quantity/Base number*100

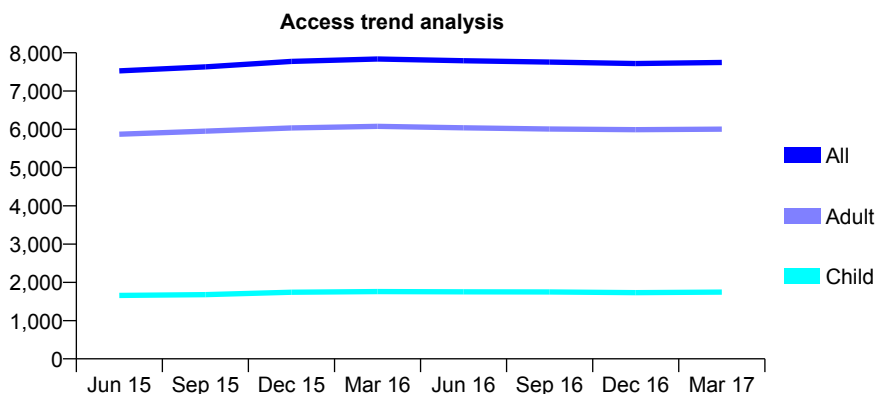
7A6 - Vital Signs At a Glance Contract Report for 190195/0014 - March 2017

Name or company name	Xeon Smiles UK Ltd
Contract type name	GDS Contract
Purpose of contract	General
Contract start date	01/04/2012
Contract end date	

16/17 Contracted general activity (UDA)	24,172
Carry forward general activity (UDA)	-984
16/17 Contracted orthodontic activity (UOA)	0
Carry forward orthodontic activity (UOA)	0
Baseline contract value	£637,336.57

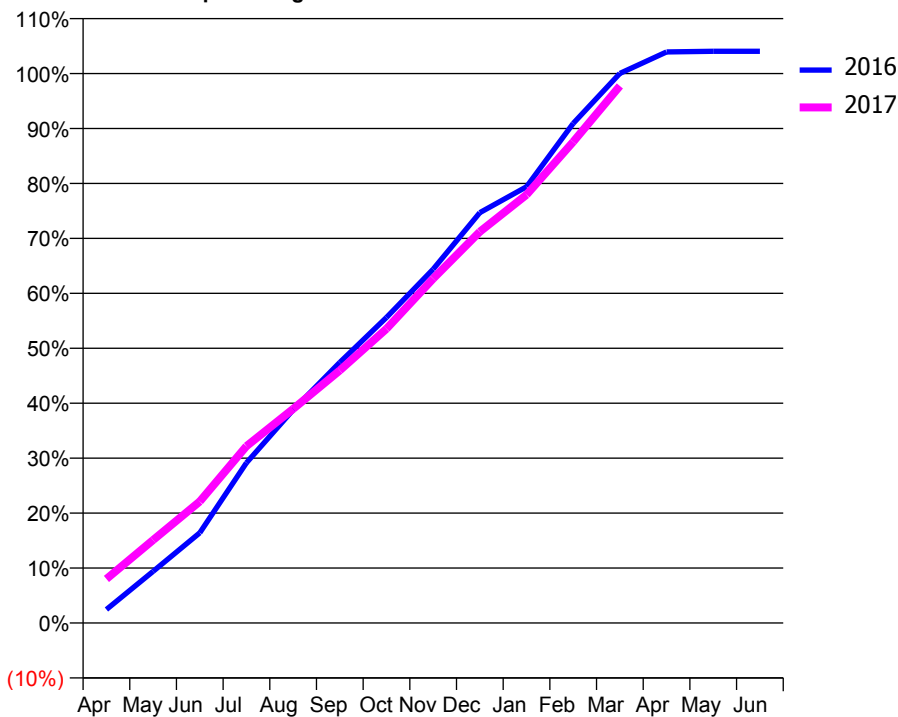
ACCESS*

Patients seen in 24 months	Total	Change since previous quarter
Quarter ending March 2016	7,839	
Quarter ending June 2016	7,792	→
Quarter ending September 2016	7,756	→
Quarter ending December 2016	7,719	→
Quarter ending March 2017	7,747	→
Variance since March 2016	(1.2%)	↓



ACTIVITY

Cumulative percentage of contracted UDA delivered 2016 & 2017



Month	Adjusted Scheduled Activity (UDA)	
	2016	2017
April	596	1,937
May	2,274	3,650
June	3,970	5,348
July	7,047	7,783
August	9,377	9,417
September	11,466	11,113
October	13,440	12,945
November	15,565	15,150
December	18,053	17,213
January	19,190	18,840
February	21,975	21,167
March	24,175	23,622
April	25,120	
May	25,147	
June	25,147	

QUALITY

	Quantity	Base Number	Contract	LHB	Wales
% of FP17s for the same patient ID Re-attending within 3 months - Children	126	2,384	5.3%	8.9%	11.3%
% of FP17s for the same patient ID Re-attending within 3 months - Adults	956	7,998	12.0%	15.8%	16.7%
% of FP17s for the same patient ID Re-attending between 3 & 9 months - Children	1,498	2,384	62.8%	57.0%	58.0%
% of FP17s for the same patient ID Re-attending between 3 & 9 months - Adults	4,849	7,998	60.6%	53.2%	53.7%
% of FP17s for Band 1 Urgent Courses	495	10,030	4.9%	9.5%	9.0%
% of FP17s Relating to Free Repair or Replacements	101	10,030	1.0%	0.8%	0.7%
% of FP17s Relating to Continuations	26	10,030	0.3%	0.9%	0.9%
% of Patients satisfied with the dentistry they have received	23	25	92.0%	93.1%	93.9%
% of Patients satisfied with the time they had to wait for an appointment	21	25	84.0%	85.8%	88.4%

* This is based on patients treated on this contract for their most recent course of treatment. Figures in italics indicate the base number of FP17s or Patient Questionnaire responses are less than 100. N/A is shown where the base number of responses is less than 10 during the period. % is calculated as Quantity/Base number*100

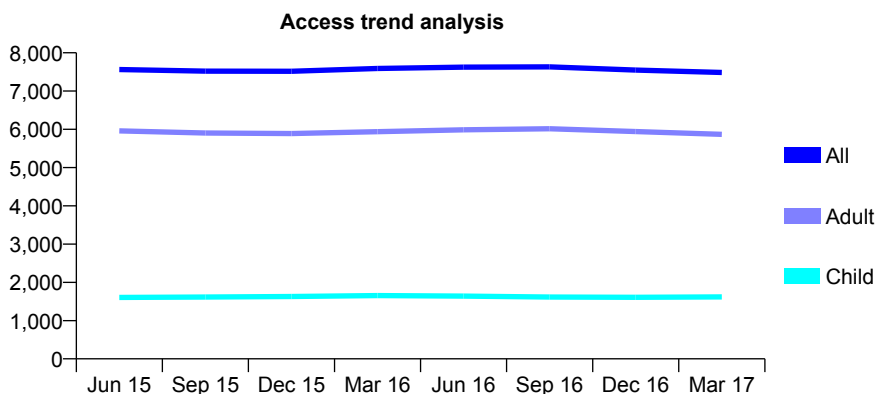
7A6 - Vital Signs At a Glance Contract Report for 190195/0015 - March 2017

Name or company name	Xeon Smiles UK Ltd
Contract type name	GDS Contract
Purpose of contract	General
Contract start date	01/04/2012
Contract end date	

16/17 Contracted general activity (UDA)	24,572
Carry forward general activity (UDA)	-48
16/17 Contracted orthodontic activity (UOA)	0
Carry forward orthodontic activity (UOA)	0
Baseline contract value	£659,297.32

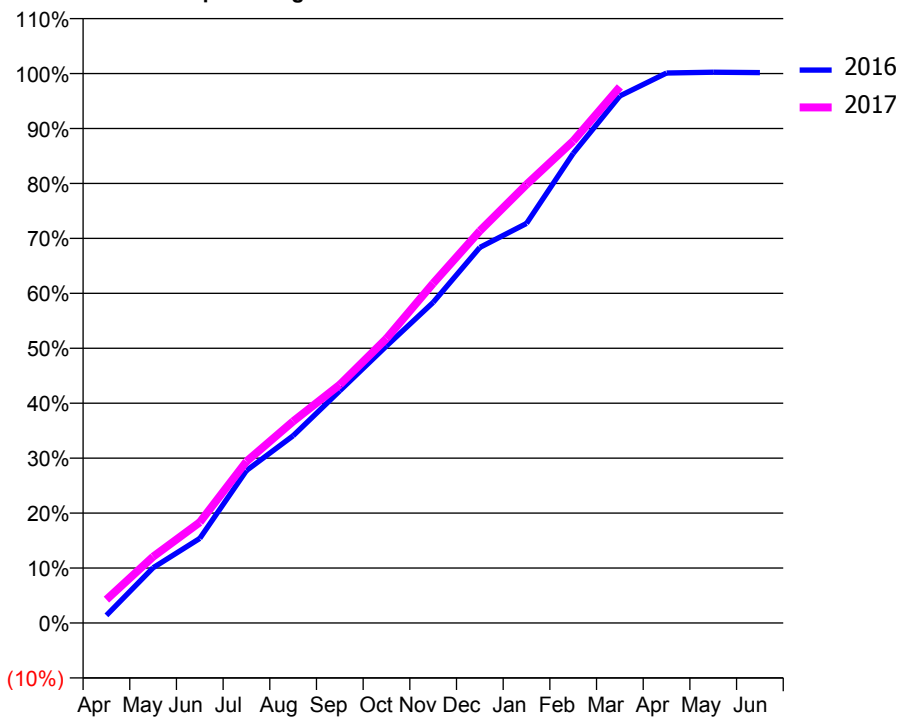
ACCESS*

Patients seen in 24 months	Total	Change since previous quarter
Quarter ending March 2016	7,592	
Quarter ending June 2016	7,626	→
Quarter ending September 2016	7,633	→
Quarter ending December 2016	7,548	↓
Quarter ending March 2017	7,487	→
Variance since March 2016	(1.4%)	↓



ACTIVITY

Cumulative percentage of contracted UDA delivered 2016 & 2017



Month	Adjusted Scheduled Activity (UDA)	
	2016	2017
April	344	1,049
May	2,472	2,969
June	3,782	4,507
July	6,816	7,222
August	8,373	9,020
September	10,382	10,657
October	12,388	12,719
November	14,339	15,191
December	16,792	17,531
January	17,870	19,611
February	20,998	21,554
March	23,567	23,976
April	24,592	
May	24,627	
June	24,614	

QUALITY

	Quantity	Base Number	Contract	LHB	Wales
% of FP17s for the same patient ID Re-attending within 3 months - Children	179	2,425	7.4%	8.9%	11.3%
% of FP17s for the same patient ID Re-attending within 3 months - Adults	1,290	8,296	15.5%	15.8%	16.7%
% of FP17s for the same patient ID Re-attending between 3 & 9 months - Children	1,494	2,425	61.6%	57.0%	58.0%
% of FP17s for the same patient ID Re-attending between 3 & 9 months - Adults	4,606	8,296	55.5%	53.2%	53.7%
% of FP17s for Band 1 Urgent Courses	923	10,308	9.0%	9.5%	9.0%
% of FP17s Relating to Free Repair or Replacements	159	10,308	1.5%	0.8%	0.7%
% of FP17s Relating to Continuations	38	10,308	0.4%	0.9%	0.9%
% of Patients satisfied with the dentistry they have received	30	31	96.8%	93.1%	93.9%
% of Patients satisfied with the time they had to wait for an appointment	29	31	93.5%	85.8%	88.4%

* This is based on patients treated on this contract for their most recent course of treatment. Figures in italics indicate the base number of FP17s or Patient Questionnaire responses are less than 100. N/A is shown where the base number of responses is less than 10 during the period. % is calculated as Quantity/Base number*100

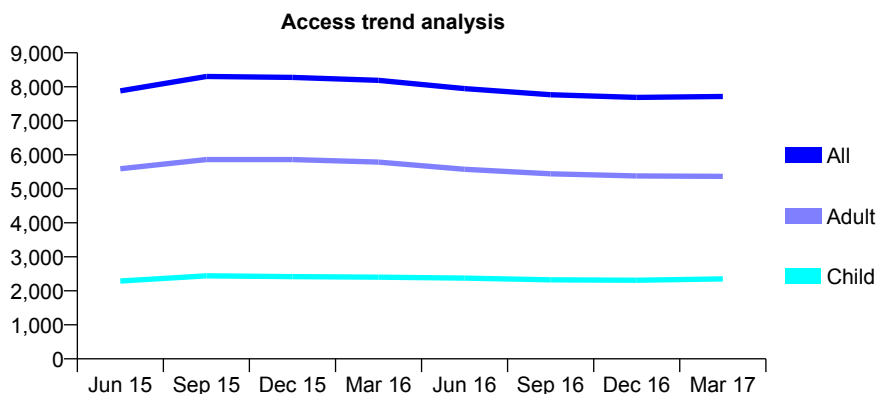
7A6 - Vital Signs At a Glance Contract Report for 190195/0020 - March 2017

Name or company name	Xeon Smiles UK Ltd
Contract type name	GDS Contract
Purpose of contract	General
Contract start date	18/07/2012
Contract end date	31/03/2018

16/17 Contracted general activity (UDA)	20,705
Carry forward general activity (UDA)	-892
16/17 Contracted orthodontic activity (UOA)	0
Carry forward orthodontic activity (UOA)	0
Baseline contract value	£533,291.57

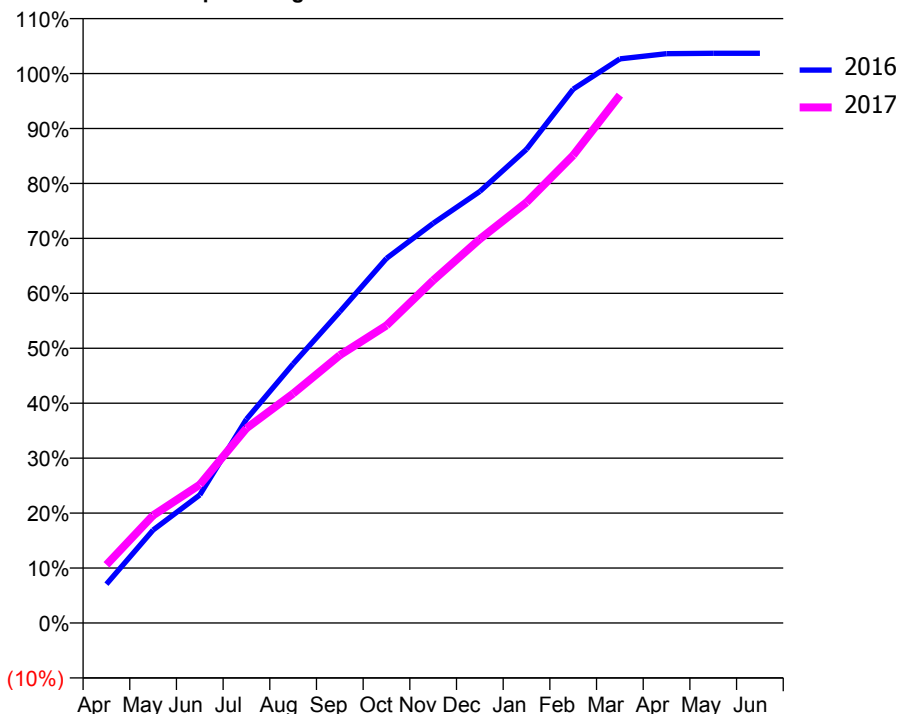
ACCESS*

Patients seen in 24 months	Total	Change since previous quarter
Quarter ending March 2016	8,190	
Quarter ending June 2016	7,949	↓
Quarter ending September 2016	7,765	↓
Quarter ending December 2016	7,690	→
Quarter ending March 2017	7,717	→
Variance since March 2016	(5.8%)	↓



ACTIVITY

Cumulative percentage of contracted UDA delivered 2016 & 2017



Adjusted Scheduled Activity (UDA)

Month	2016	2017
April	1,467	2,194
May	3,505	4,056
June	4,826	5,213
July	7,679	7,338
August	9,765	8,647
September	11,727	10,092
October	13,737	11,210
November	15,059	12,910
December	16,262	14,468
January	17,848	15,848
February	20,116	17,624
March	21,257	19,887
April	21,451	
May	21,466	
June	21,467	

QUALITY

	Quantity	Base Number	Contract	LHB	Wales
% of FP17s for the same patient ID Re-attending within 3 months - Children	151	3,191	4.7%	8.9%	11.3%
% of FP17s for the same patient ID Re-attending within 3 months - Adults	714	6,835	10.4%	15.8%	16.7%
% of FP17s for the same patient ID Re-attending between 3 & 9 months - Children	1,773	3,191	55.6%	57.0%	58.0%
% of FP17s for the same patient ID Re-attending between 3 & 9 months - Adults	3,764	6,835	55.1%	53.2%	53.7%
% of FP17s for Band 1 Urgent Courses	601	9,929	6.1%	9.5%	9.0%
% of FP17s Relating to Free Repair or Replacements	26	9,929	0.3%	0.8%	0.7%
% of FP17s Relating to Continuations	6	9,929	0.1%	0.9%	0.9%
% of Patients satisfied with the dentistry they have received	38	40	95.0%	93.1%	93.9%
% of Patients satisfied with the time they had to wait for an appointment	32	40	80.0%	85.8%	88.4%

* This is based on patients treated on this contract for their most recent course of treatment. Figures in italics indicate the base number of FP17s or Patient Questionnaire responses are less than 100. N/A is shown where the base number of responses is less than 10 during the period. % is calculated as Quantity/Base number*100

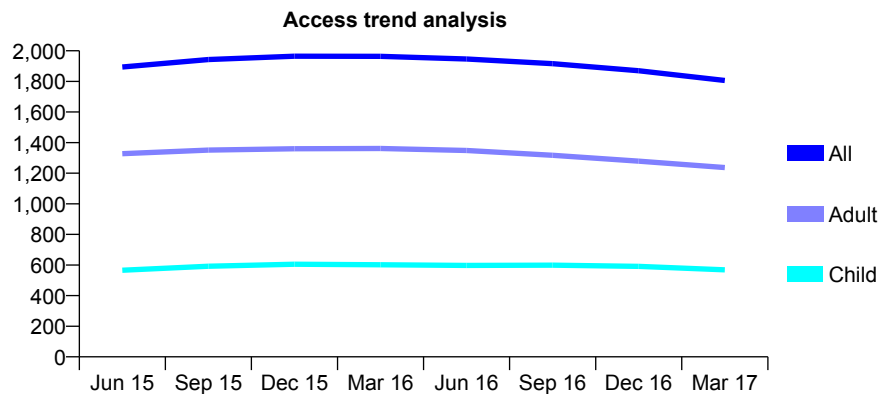
7A6 - Vital Signs At a Glance Contract Report for 190535/0001 - March 2017

Name or company name	Cwmbran Dental Spa
Contract type name	GDS Contract
Purpose of contract	General
Contract start date	01/04/2012
Contract end date	

16/17 Contracted general activity (UDA)	5,832
Carry forward general activity (UDA)	131
16/17 Contracted orthodontic activity (UOA)	0
Carry forward orthodontic activity (UOA)	0
Baseline contract value	£143,118.59

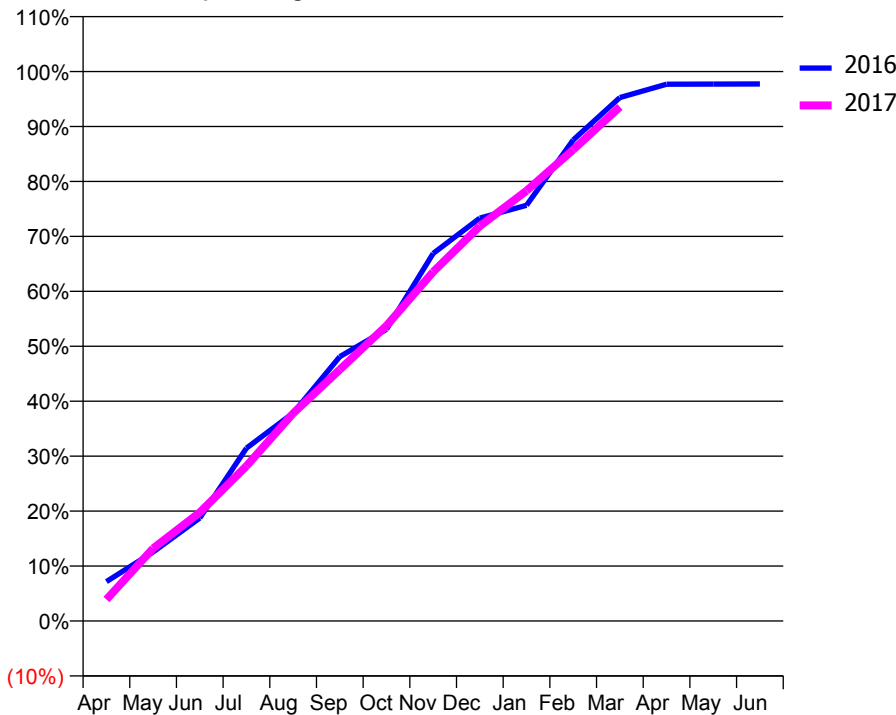
ACCESS*

Patients seen in 24 months	Total	Change since previous quarter
Quarter ending March 2016	1,964	
Quarter ending June 2016	1,946	→
Quarter ending September 2016	1,916	↓
Quarter ending December 2016	1,870	↓
Quarter ending March 2017	1,806	↓
Variance since March 2016	(8.0%)	↓



ACTIVITY

Cumulative percentage of contracted UDA delivered 2016 & 2017



Month	Adjusted Scheduled Activity (UDA)	
	2016	2017
April	418	229
May	732	770
June	1,093	1,152
July	1,834	1,645
August	2,207	2,205
September	2,805	2,668
October	3,096	3,134
November	3,902	3,705
December	4,277	4,191
January	4,412	4,567
February	5,105	5,002
March	5,556	5,457
April	5,697	
May	5,699	
June	5,700	

QUALITY

	Quantity	Base Number	Contract	LHB	Wales
% of FP17s for the same patient ID Re-attending within 3 months - Children	60	895	6.7%	8.9%	11.3%
% of FP17s for the same patient ID Re-attending within 3 months - Adults	305	1,983	15.4%	15.8%	16.7%
% of FP17s for the same patient ID Re-attending between 3 & 9 months - Children	548	895	61.2%	57.0%	58.0%
% of FP17s for the same patient ID Re-attending between 3 & 9 months - Adults	1,170	1,983	59.0%	53.2%	53.7%
% of FP17s for Band 1 Urgent Courses	210	2,781	7.6%	9.5%	9.0%
% of FP17s Relating to Free Repair or Replacements	36	2,781	1.3%	0.8%	0.7%
% of FP17s Relating to Continuations	15	2,781	0.5%	0.9%	0.9%
% of Patients satisfied with the dentistry they have received	4	5	N/A	93.1%	93.9%
% of Patients satisfied with the time they had to wait for an appointment	5	5	N/A	85.8%	88.4%

* This is based on patients treated on this contract for their most recent course of treatment. Figures in italics indicate the base number of FP17s or Patient Questionnaire responses are less than 100. N/A is shown where the base number of responses is less than 10 during the period. % is calculated as Quantity/Base number*100

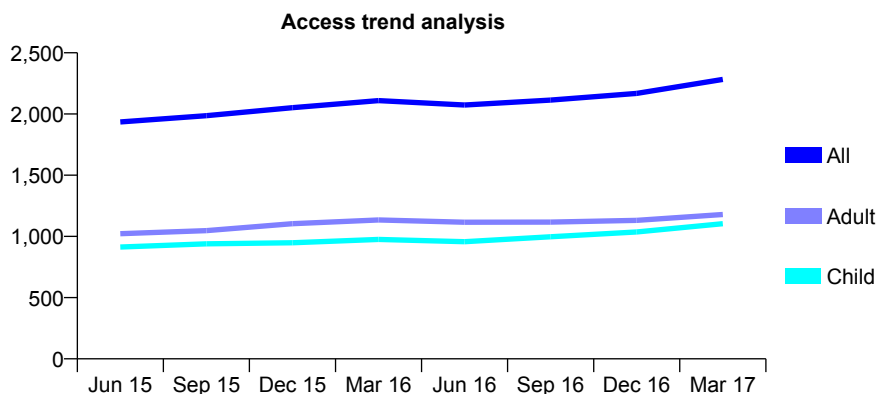
7A6 - Vital Signs At a Glance Contract Report for 194034/0001 - March 2017

Name or company name	Melin Ltd
Contract type name	GDS Contract
Purpose of contract	General and Orthodontic
Contract start date	01/03/2011
Contract end date	

16/17 Contracted general activity (UDA)	8,071
Carry forward general activity (UDA)	143
16/17 Contracted orthodontic activity (UOA)	1,833
Carry forward orthodontic activity (UOA)	-79
Baseline contract value	£278,437.59

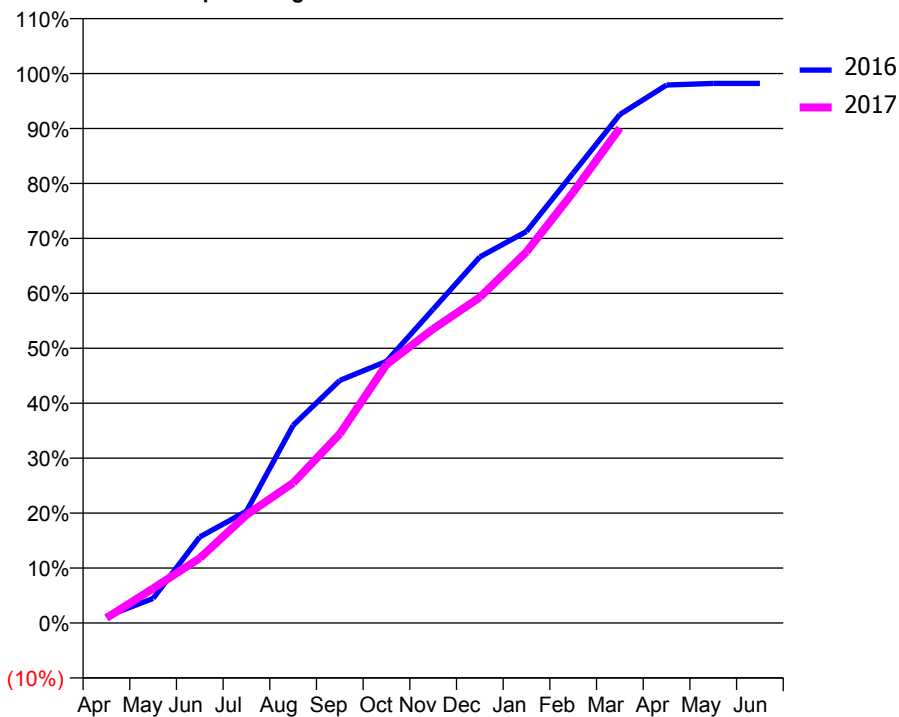
ACCESS*

Patients seen in 24 months	Total	Change since previous quarter
Quarter ending March 2016	2,110	
Quarter ending June 2016	2,073	↓
Quarter ending September 2016	2,114	→
Quarter ending December 2016	2,168	↑
Quarter ending March 2017	2,283	↑
Variance since March 2016	8.2%	↑



ACTIVITY

Cumulative percentage of contracted UDA delivered 2016 & 2017



Month	Adjusted Scheduled Activity (UDA)	
	2016	2017
April	96	74
May	361	508
June	1,264	954
July	1,643	1,588
August	2,903	2,058
September	3,564	2,778
October	3,843	3,797
November	4,609	4,321
December	5,377	4,784
January	5,751	5,451
February	6,610	6,327
March	7,469	7,270
April	7,902	
May	7,925	
June	7,925	

QUALITY

	Quantity	Base Number	Contract	LHB	Wales
% of FP17s for the same patient ID Re-attending within 3 months - Children	330	2,340	14.1%	8.9%	11.3%
% of FP17s for the same patient ID Re-attending within 3 months - Adults	416	2,111	19.7%	15.8%	16.7%
% of FP17s for the same patient ID Re-attending between 3 & 9 months - Children	1,421	2,340	60.7%	57.0%	58.0%
% of FP17s for the same patient ID Re-attending between 3 & 9 months - Adults	1,304	2,111	61.8%	53.2%	53.7%
% of FP17s for Band 1 Urgent Courses	210	3,924	5.4%	9.5%	9.0%
% of FP17s Relating to Free Repair or Replacements	10	3,924	0.3%	0.8%	0.7%
% of FP17s Relating to Continuations	6	3,924	0.2%	0.9%	0.9%
% of Patients satisfied with the dentistry they have received	7	8	N/A	93.1%	93.9%
% of Patients satisfied with the time they had to wait for an appointment	7	8	N/A	85.8%	88.4%

* This is based on patients treated on this contract for their most recent course of treatment. Figures in italics indicate the base number of FP17s or Patient Questionnaire responses are less than 100. N/A is shown where the base number of responses is less than 10 during the period. % is calculated as Quantity/Base number*100

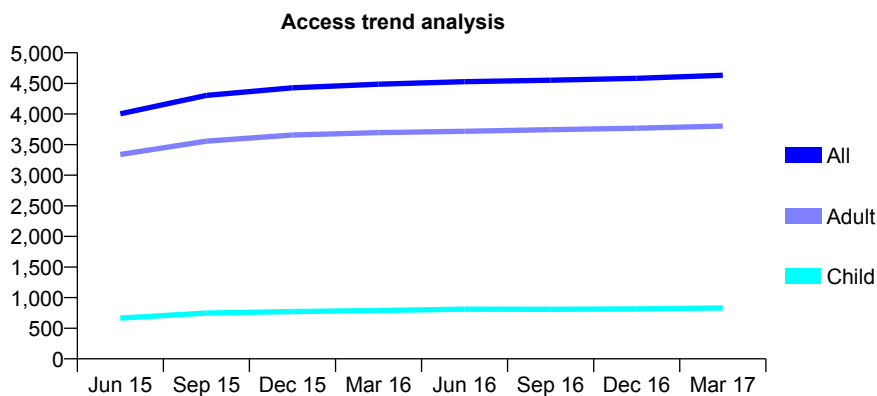
7A6 - Vital Signs At a Glance Contract Report for 197599/0001 - March 2017

Name or company name	Ali Jahanfar & Regina Appah
Contract type name	GDS Contract
Purpose of contract	General
Contract start date	01/12/2009
Contract end date	

16/17 Contracted general activity (UDA)	13,299
Carry forward general activity (UDA)	-161
16/17 Contracted orthodontic activity (UOA)	0
Carry forward orthodontic activity (UOA)	0
Baseline contract value	£302,279.16

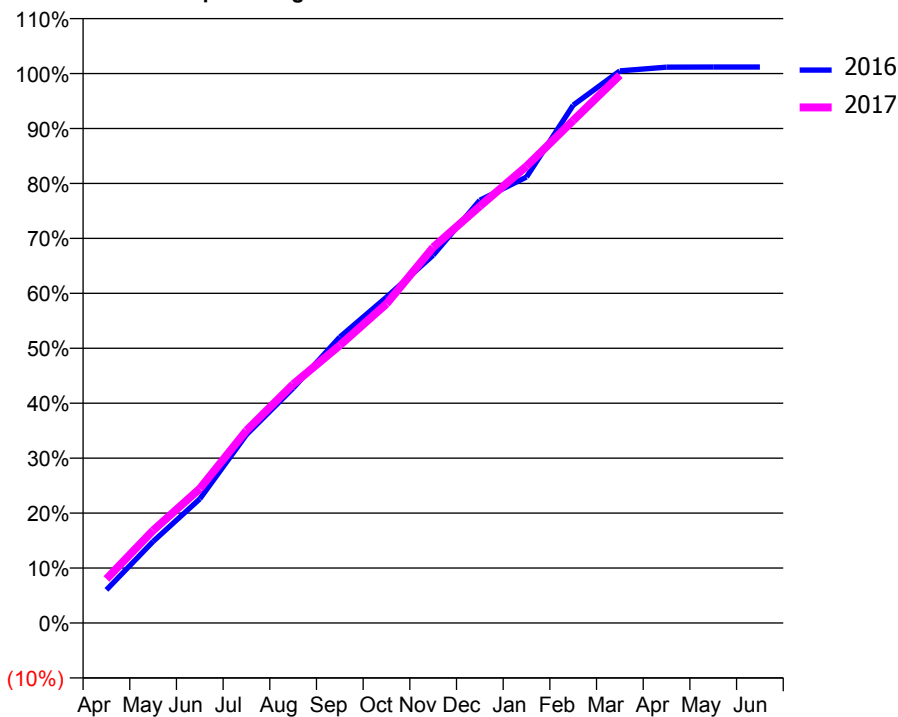
ACCESS*

Patients seen in 24 months	Total	Change since previous quarter
Quarter ending March 2016	4,486	
Quarter ending June 2016	4,529	→
Quarter ending September 2016	4,553	→
Quarter ending December 2016	4,583	→
Quarter ending March 2017	4,633	→
Variance since March 2016	3.3%	↑



ACTIVITY

Cumulative percentage of contracted UDA delivered 2016 & 2017



Month	Adjusted Scheduled Activity (UDA)	
	2016	2017
April	803	1,067
May	1,973	2,242
June	3,003	3,253
July	4,558	4,657
August	5,684	5,778
September	6,921	6,722
October	7,884	7,724
November	8,901	9,092
December	10,232	10,087
January	10,795	11,056
February	12,533	12,162
March	13,362	13,258
April	13,454	
May	13,457	
June	13,457	

QUALITY

	Quantity	Base Number	Contract	LHB	Wales
% of FP17s for the same patient ID Re-attending within 3 months - Children	85	1,091	7.8%	8.9%	11.3%
% of FP17s for the same patient ID Re-attending within 3 months - Adults	654	5,308	12.3%	15.8%	16.7%
% of FP17s for the same patient ID Re-attending between 3 & 9 months - Children	536	1,091	49.1%	57.0%	58.0%
% of FP17s for the same patient ID Re-attending between 3 & 9 months - Adults	2,849	5,308	53.7%	53.2%	53.7%
% of FP17s for Band 1 Urgent Courses	531	6,347	8.4%	9.5%	9.0%
% of FP17s Relating to Free Repair or Replacements	102	6,347	1.6%	0.8%	0.7%
% of FP17s Relating to Continuations	53	6,347	0.8%	0.9%	0.9%
% of Patients satisfied with the dentistry they have received	17	18	94.4%	93.1%	93.9%
% of Patients satisfied with the time they had to wait for an appointment	18	18	100.0%	85.8%	88.4%

* This is based on patients treated on this contract for their most recent course of treatment. Figures in italics indicate the base number of FP17s or Patient Questionnaire responses are less than 100. N/A is shown where the base number of responses is less than 10 during the period. % is calculated as Quantity/Base number*100

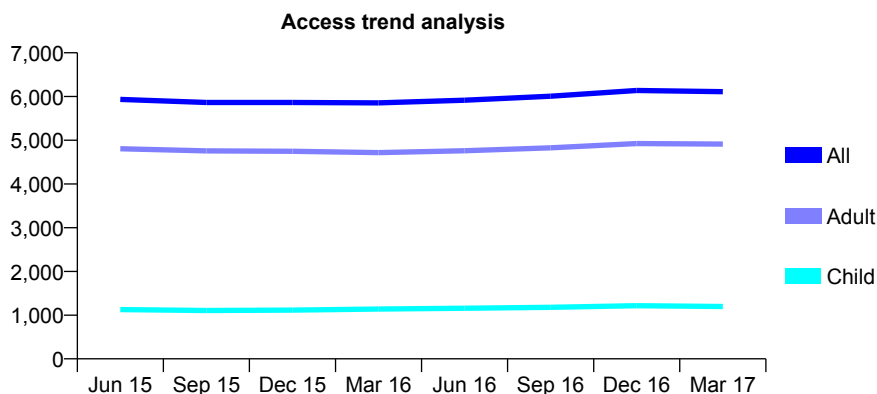
7A6 - Vital Signs At a Glance Contract Report for 199273/0001 - March 2017

Name or company name	Risca Dental Practice Limited
Contract type name	GDS Contract
Purpose of contract	General
Contract start date	01/09/2012
Contract end date	

16/17 Contracted general activity (UDA)	18,412
Carry forward general activity (UDA)	-561
16/17 Contracted orthodontic activity (UOA)	0
Carry forward orthodontic activity (UOA)	0
Baseline contract value	£462,947.26

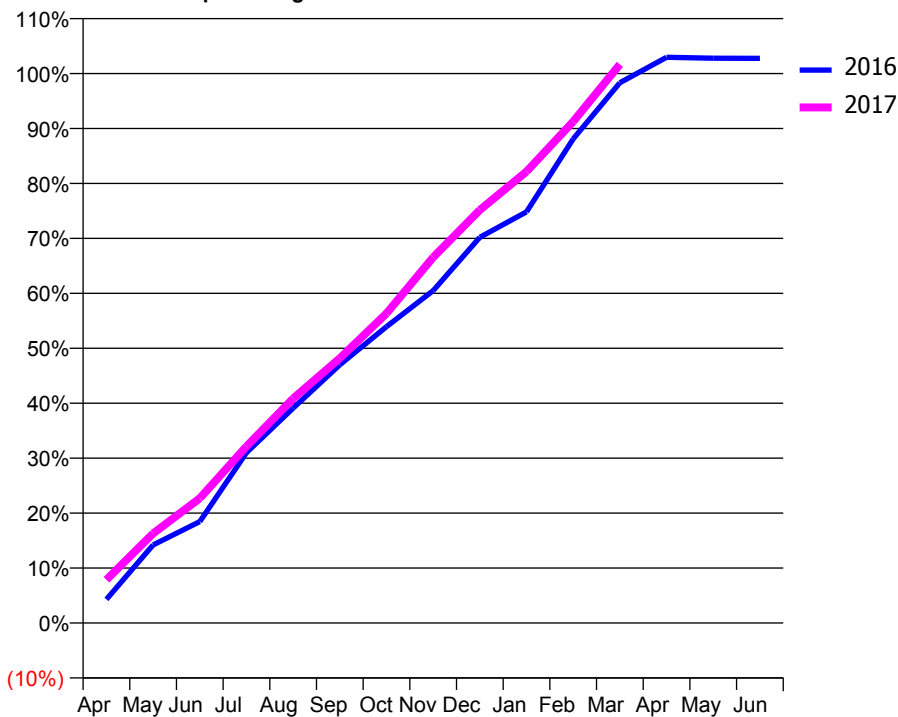
ACCESS*

Patients seen in 24 months	Total	Change since previous quarter
Quarter ending March 2016	5,856	
Quarter ending June 2016	5,916	→
Quarter ending September 2016	6,007	→
Quarter ending December 2016	6,138	↑
Quarter ending March 2017	6,110	→
Variance since March 2016	4.3%	↑



ACTIVITY

Cumulative percentage of contracted UDA delivered 2016 & 2017



Month	Adjusted Scheduled Activity (UDA)	
	2016	2017
April	792	1,449
May	2,616	3,002
June	3,397	4,178
July	5,707	5,918
August	7,201	7,522
September	8,652	8,870
October	9,932	10,374
November	11,135	12,251
December	12,925	13,841
January	13,777	15,125
February	16,220	16,800
March	18,101	18,720
April	18,953	
May	18,923	
June	18,920	

QUALITY

	Quantity	Base Number	Contract	LHB	Wales
% of FP17s for the same patient ID Re-attending within 3 months - Children	99	1,872	5.3%	8.9%	11.3%
% of FP17s for the same patient ID Re-attending within 3 months - Adults	1,243	7,099	17.5%	15.8%	16.7%
% of FP17s for the same patient ID Re-attending between 3 & 9 months - Children	1,035	1,872	55.3%	57.0%	58.0%
% of FP17s for the same patient ID Re-attending between 3 & 9 months - Adults	3,321	7,099	46.8%	53.2%	53.7%
% of FP17s for Band 1 Urgent Courses	1,111	8,574	13.0%	9.5%	9.0%
% of FP17s Relating to Free Repair or Replacements	47	8,574	0.5%	0.8%	0.7%
% of FP17s Relating to Continuations	78	8,574	0.9%	0.9%	0.9%
% of Patients satisfied with the dentistry they have received	25	27	92.6%	93.1%	93.9%
% of Patients satisfied with the time they had to wait for an appointment	23	27	85.2%	85.8%	88.4%

* This is based on patients treated on this contract for their most recent course of treatment. Figures in italics indicate the base number of FP17s or Patient Questionnaire responses are less than 100. N/A is shown where the base number of responses is less than 10 during the period. % is calculated as Quantity/Base number*100

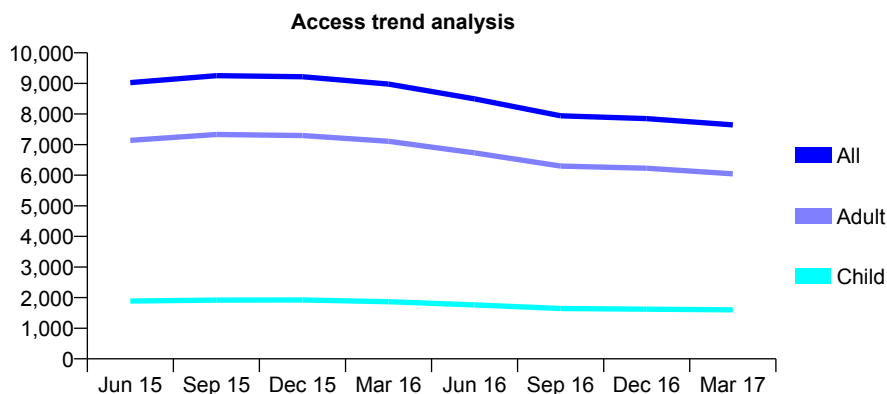
7A6 - Vital Signs At a Glance Contract Report for 199915/0004 - March 2017

Name or company name	IDH 441 to 444 Ltd
Contract type name	GDS Contract
Purpose of contract	General
Contract start date	01/04/2010
Contract end date	

16/17 Contracted general activity (UDA)	26,938
Carry forward general activity (UDA)	0
16/17 Contracted orthodontic activity (UOA)	0
Carry forward orthodontic activity (UOA)	0
Baseline contract value	£643,771.07

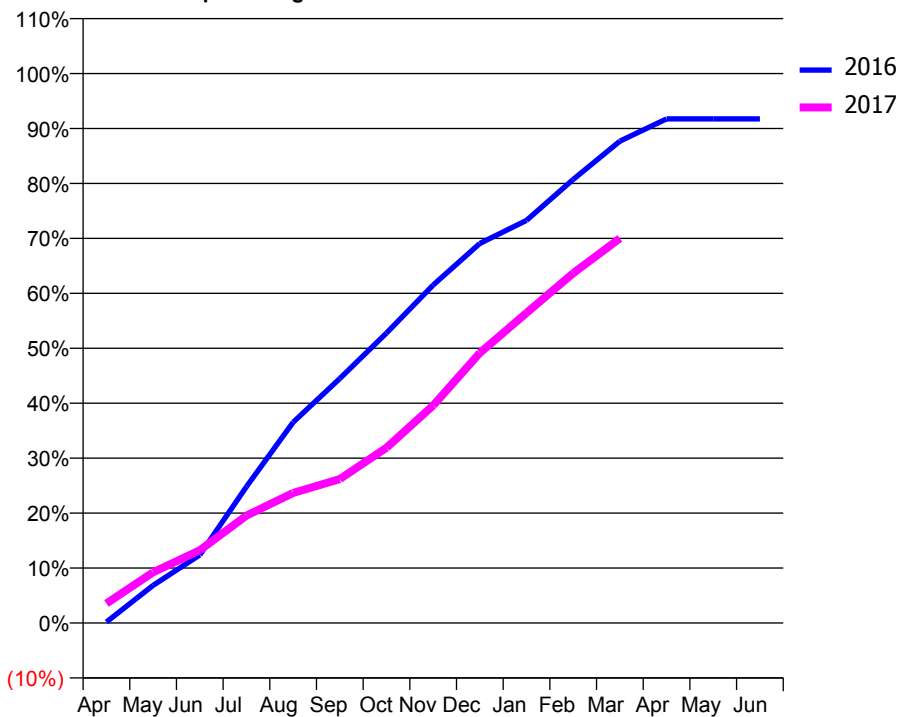
ACCESS*

Patients seen in 24 months	Total	Change since previous quarter
Quarter ending March 2016	8,980	
Quarter ending June 2016	8,495	↓
Quarter ending September 2016	7,942	↓
Quarter ending December 2016	7,851	↓
Quarter ending March 2017	7,646	↓
Variance since March 2016	(14.9%)	↓



ACTIVITY

Cumulative percentage of contracted UDA delivered 2016 & 2017



Month	Adjusted Scheduled Activity (UDA)	
	2016	2017
April	51	956
May	1,846	2,489
June	3,337	3,566
July	6,686	5,264
August	9,839	6,377
September	11,983	7,058
October	14,218	8,591
November	16,567	10,665
December	18,607	13,241
January	19,739	15,202
February	21,744	17,151
March	23,623	18,855
April	24,714	
May	24,714	
June	24,710	

QUALITY

	Quantity	Base Number	Contract	LHB	Wales
% of FP17s for the same patient ID Re-attending within 3 months - Children	56	1,788	3.1%	8.9%	11.3%
% of FP17s for the same patient ID Re-attending within 3 months - Adults	507	6,357	8.0%	15.8%	16.7%
% of FP17s for the same patient ID Re-attending between 3 & 9 months - Children	671	1,788	37.5%	57.0%	58.0%
% of FP17s for the same patient ID Re-attending between 3 & 9 months - Adults	2,503	6,357	39.4%	53.2%	53.7%
% of FP17s for Band 1 Urgent Courses	271	7,744	3.5%	9.5%	9.0%
% of FP17s Relating to Free Repair or Replacements	28	7,744	0.4%	0.8%	0.7%
% of FP17s Relating to Continuations	56	7,744	0.7%	0.9%	0.9%
% of Patients satisfied with the dentistry they have received	56	62	90.3%	93.1%	93.9%
% of Patients satisfied with the time they had to wait for an appointment	34	62	54.8%	85.8%	88.4%

* This is based on patients treated on this contract for their most recent course of treatment. Figures in italics indicate the base number of FP17s or Patient Questionnaire responses are less than 100. N/A is shown where the base number of responses is less than 10 during the period. % is calculated as Quantity/Base number*100

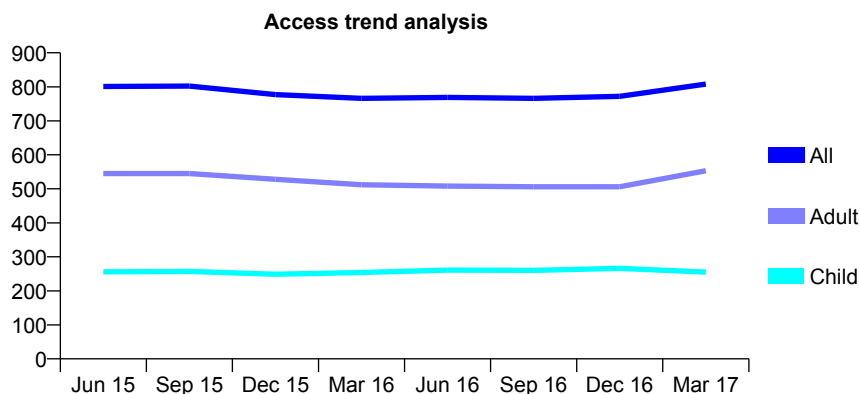
7A6 - Vital Signs At a Glance Contract Report for 215473/0001 - March 2017

Name or company name	MR JW REES
Contract type name	GDS Contract
Purpose of contract	General
Contract start date	01/04/2006
Contract end date	

16/17 Contracted general activity (UDA)	1,769
Carry forward general activity (UDA)	36
16/17 Contracted orthodontic activity (UOA)	0
Carry forward orthodontic activity (UOA)	0
Baseline contract value	£43,446.82

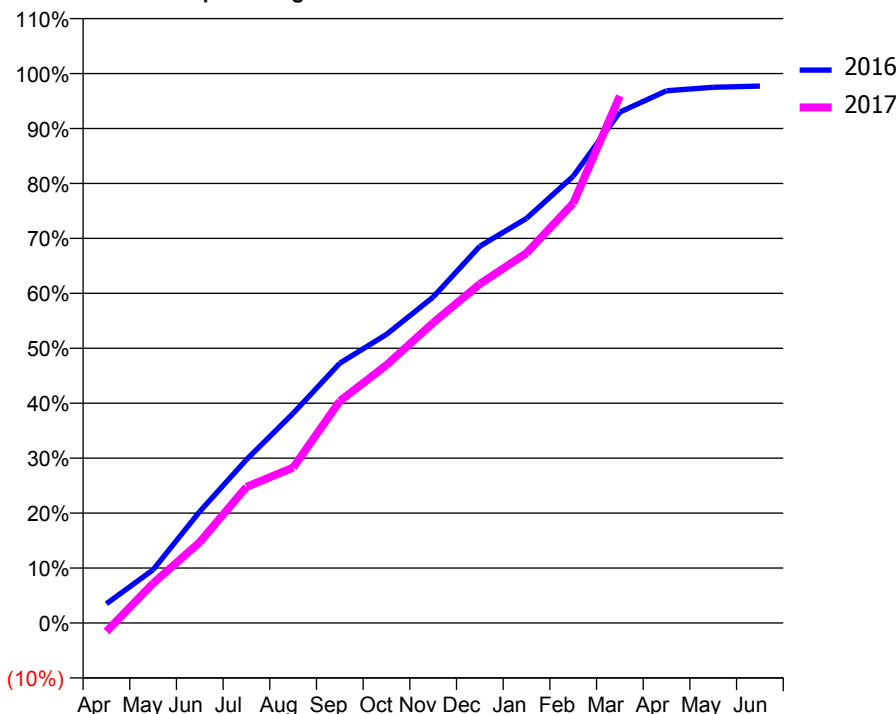
ACCESS*

Patients seen in 24 months	Total	Change since previous quarter
Quarter ending March 2016	766	
Quarter ending June 2016	769	→
Quarter ending September 2016	766	→
Quarter ending December 2016	772	→
Quarter ending March 2017	808	↑
Variance since March 2016	5.5%	↑



ACTIVITY

Cumulative percentage of contracted UDA delivered 2016 & 2017



Adjusted Scheduled Activity (UDA)

Month	2016	2017
April	62	-28
May	171	128
June	359	260
July	526	438
August	675	500
September	837	714
October	929	831
November	1,049	967
December	1,213	1,092
January	1,303	1,191
February	1,438	1,351
March	1,645	1,697
April	1,713	
May	1,725	
June	1,729	

QUALITY

	Quantity	Base Number	Contract	LHB	Wales
% of FP17s for the same patient ID Re-attending within 3 months - Children	9	334	2.7%	8.9%	11.3%
% of FP17s for the same patient ID Re-attending within 3 months - Adults	39	556	7.0%	15.8%	16.7%
% of FP17s for the same patient ID Re-attending between 3 & 9 months - Children	203	334	60.8%	57.0%	58.0%
% of FP17s for the same patient ID Re-attending between 3 & 9 months - Adults	240	556	43.2%	53.2%	53.7%
% of FP17s for Band 1 Urgent Courses	24	850	2.8%	9.5%	9.0%
% of FP17s Relating to Free Repair or Replacements	0	850	0.0%	0.8%	0.7%
% of FP17s Relating to Continuations	0	850	0.0%	0.9%	0.9%
% of Patients satisfied with the dentistry they have received	0	0	N/A	93.1%	93.9%
% of Patients satisfied with the time they had to wait for an appointment	0	0	N/A	85.8%	88.4%

* This is based on patients treated on this contract for their most recent course of treatment. Figures in italics indicate the base number of FP17s or Patient Questionnaire responses are less than 100. N/A is shown where the base number of responses is less than 10 during the period. % is calculated as Quantity/Base number*100

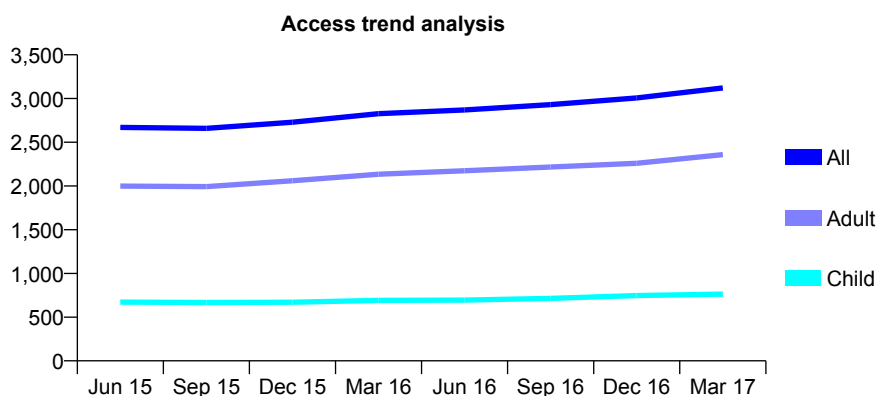
7A6 - Vital Signs At a Glance Contract Report for 220566/0001 - March 2017

Name or company name	MR EH CRONIN
Contract type name	GDS Contract
Purpose of contract	General
Contract start date	01/10/2007
Contract end date	

16/17 Contracted general activity (UDA)	8,799
Carry forward general activity (UDA)	0
16/17 Contracted orthodontic activity (UOA)	0
Carry forward orthodontic activity (UOA)	0
Baseline contract value	£205,872.20

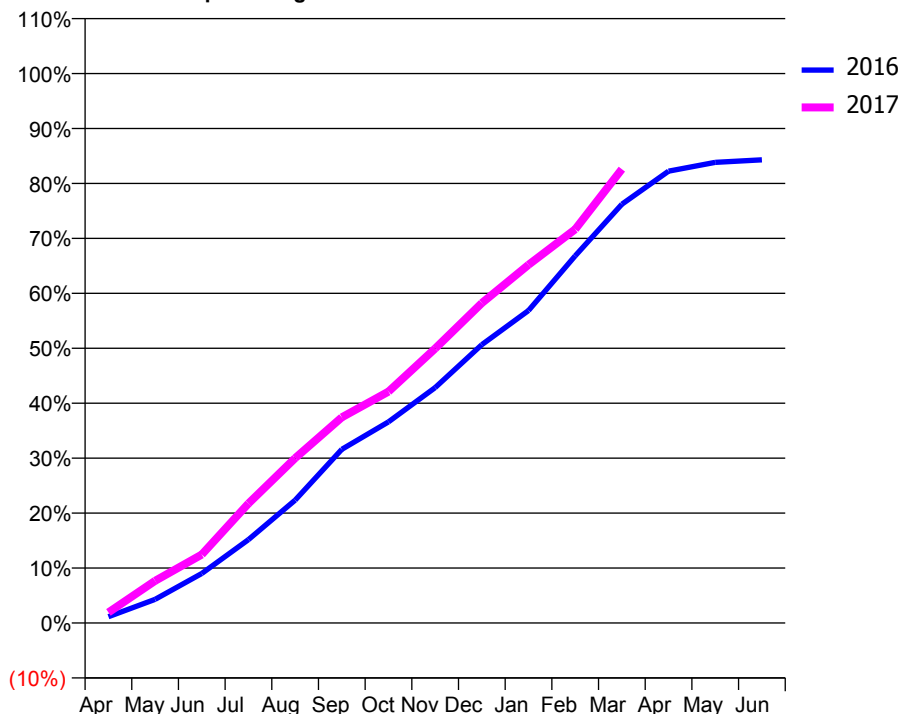
ACCESS*

Patients seen in 24 months	Total	Change since previous quarter
Quarter ending March 2016	2,826	
Quarter ending June 2016	2,869	→
Quarter ending September 2016	2,931	↑
Quarter ending December 2016	3,006	↑
Quarter ending March 2017	3,121	↑
Variance since March 2016	10.4%	↑



ACTIVITY

Cumulative percentage of contracted UDA delivered 2016 & 2017



Month	Adjusted Scheduled Activity (UDA)	
	2016	2017
April	106	170
May	395	676
June	826	1,095
July	1,391	1,914
August	2,049	2,639
September	2,898	3,294
October	3,355	3,705
November	3,926	4,394
December	4,642	5,124
January	5,213	5,735
February	6,124	6,303
March	6,985	7,268
April	7,537	
May	7,685	
June	7,726	

QUALITY

	Quantity	Base Number	Contract	LHB	Wales
% of FP17s for the same patient ID Re-attending within 3 months - Children	65	1,019	6.4%	8.9%	11.3%
% of FP17s for the same patient ID Re-attending within 3 months - Adults	490	2,954	16.6%	15.8%	16.7%
% of FP17s for the same patient ID Re-attending between 3 & 9 months - Children	486	1,019	47.7%	57.0%	58.0%
% of FP17s for the same patient ID Re-attending between 3 & 9 months - Adults	1,066	2,954	36.1%	53.2%	53.7%
% of FP17s for Band 1 Urgent Courses	404	3,711	10.9%	9.5%	9.0%
% of FP17s Relating to Free Repair or Replacements	3	3,711	0.1%	0.8%	0.7%
% of FP17s Relating to Continuations	42	3,711	1.1%	0.9%	0.9%
% of Patients satisfied with the dentistry they have received	15	15	100.0%	93.1%	93.9%
% of Patients satisfied with the time they had to wait for an appointment	14	15	93.3%	85.8%	88.4%

* This is based on patients treated on this contract for their most recent course of treatment. Figures in italics indicate the base number of FP17s or Patient Questionnaire responses are less than 100. N/A is shown where the base number of responses is less than 10 during the period. % is calculated as Quantity/Base number*100

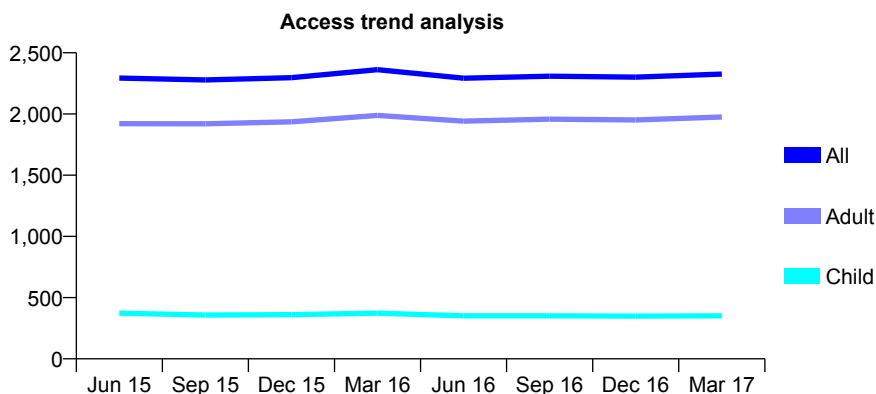
7A6 - Vital Signs At a Glance Contract Report for 234567/0001 - March 2017

Name or company name	MR PA HAWKINS
Contract type name	GDS Contract
Purpose of contract	General
Contract start date	01/04/2006
Contract end date	

16/17 Contracted general activity (UDA)	5,678
Carry forward general activity (UDA)	-237
16/17 Contracted orthodontic activity (UOA)	0
Carry forward orthodontic activity (UOA)	0
Baseline contract value	£139,849.23

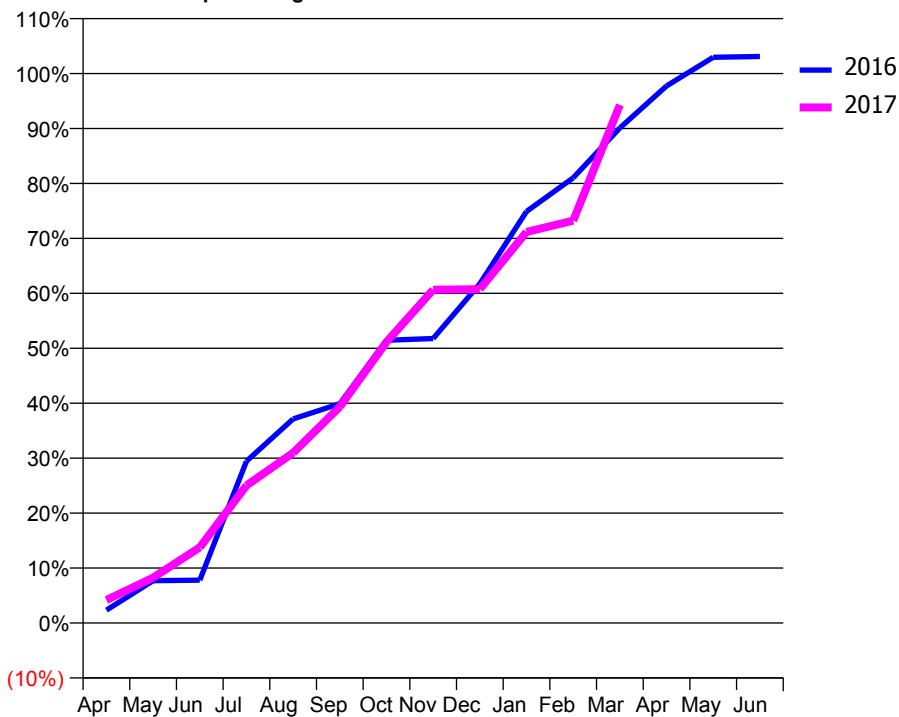
ACCESS*

Patients seen in 24 months	Total	Change since previous quarter
Quarter ending March 2016	2,362	
Quarter ending June 2016	2,293	↓
Quarter ending September 2016	2,309	→
Quarter ending December 2016	2,301	→
Quarter ending March 2017	2,326	→
Variance since March 2016	(1.5%)	↓



ACTIVITY

Cumulative percentage of contracted UDA delivered 2016 & 2017



Month	Adjusted Scheduled Activity (UDA)	
	2016	2017
April	133	237
May	438	470
June	443	782
July	1,672	1,422
August	2,109	1,759
September	2,266	2,234
October	2,922	2,904
November	2,940	3,444
December	3,507	3,449
January	4,253	4,041
February	4,601	4,157
March	5,116	5,354
April	5,549	
May	5,845	
June	5,854	

QUALITY

	Quantity	Base Number	Contract	LHB	Wales
% of FP17s for the same patient ID Re-attending within 3 months - Children	39	484	8.1%	8.9%	11.3%
% of FP17s for the same patient ID Re-attending within 3 months - Adults	447	2,611	17.1%	15.8%	16.7%
% of FP17s for the same patient ID Re-attending between 3 & 9 months - Children	251	484	51.9%	57.0%	58.0%
% of FP17s for the same patient ID Re-attending between 3 & 9 months - Adults	1,105	2,611	42.3%	53.2%	53.7%
% of FP17s for Band 1 Urgent Courses	428	2,741	15.6%	9.5%	9.0%
% of FP17s Relating to Free Repair or Replacements	23	2,741	0.8%	0.8%	0.7%
% of FP17s Relating to Continuations	24	2,741	0.9%	0.9%	0.9%
% of Patients satisfied with the dentistry they have received	6	6	N/A	93.1%	93.9%
% of Patients satisfied with the time they had to wait for an appointment	5	6	N/A	85.8%	88.4%

* This is based on patients treated on this contract for their most recent course of treatment. Figures in italics indicate the base number of FP17s or Patient Questionnaire responses are less than 100. N/A is shown where the base number of responses is less than 10 during the period. % is calculated as Quantity/Base number*100

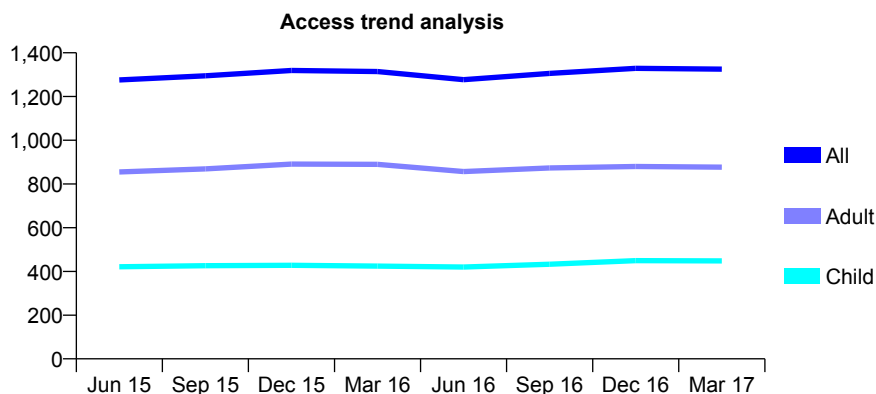
7A6 - Vital Signs At a Glance Contract Report for 245941/0001 - March 2017

Name or company name	MR KR HASTINGS
Contract type name	GDS Contract
Purpose of contract	General
Contract start date	01/04/2006
Contract end date	

16/17 Contracted general activity (UDA)	3,433
Carry forward general activity (UDA)	35
16/17 Contracted orthodontic activity (UOA)	0
Carry forward orthodontic activity (UOA)	0
Baseline contract value	£93,695.81

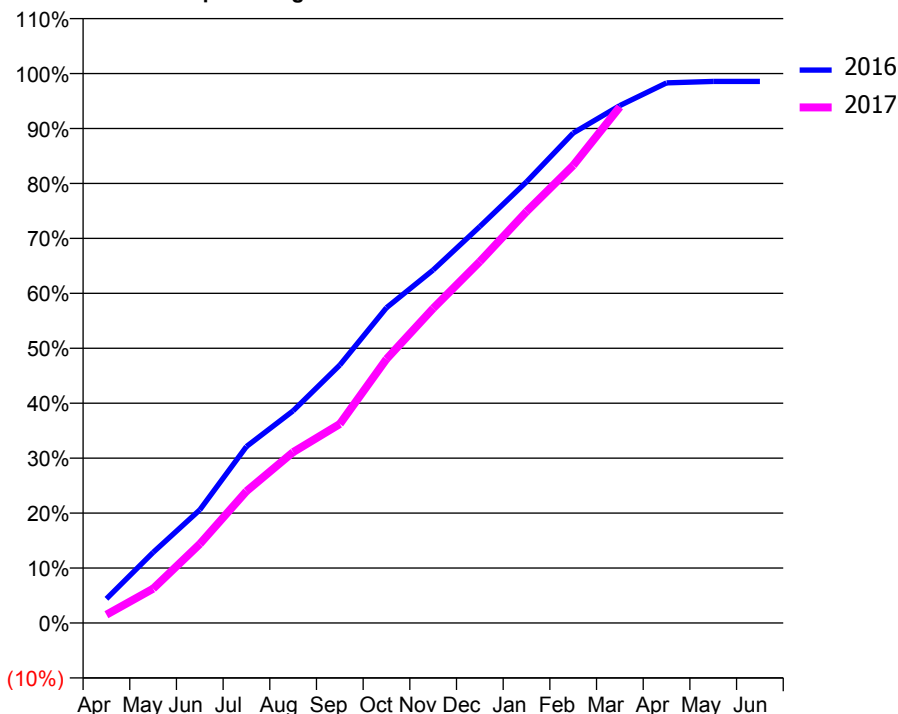
ACCESS*

Patients seen in 24 months	Total	Change since previous quarter
Quarter ending March 2016	1,314	
Quarter ending June 2016	1,277	↓
Quarter ending September 2016	1,306	↑
Quarter ending December 2016	1,329	→
Quarter ending March 2017	1,325	→
Variance since March 2016	0.8%	→



ACTIVITY

Cumulative percentage of contracted UDA delivered 2016 & 2017



Month	Adjusted Scheduled Activity (UDA)	
	2016	2017
April	151	52
May	441	215
June	707	494
July	1,102	824
August	1,326	1,068
September	1,611	1,243
October	1,970	1,649
November	2,206	1,966
December	2,477	2,258
January	2,756	2,571
February	3,061	2,859
March	3,233	3,224
April	3,374	
May	3,383	
June	3,383	

QUALITY

	Quantity	Base Number	Contract	LHB	Wales
% of FP17s for the same patient ID Re-attending within 3 months - Children	49	518	9.5%	8.9%	11.3%
% of FP17s for the same patient ID Re-attending within 3 months - Adults	199	877	22.7%	15.8%	16.7%
% of FP17s for the same patient ID Re-attending between 3 & 9 months - Children	129	518	24.9%	57.0%	58.0%
% of FP17s for the same patient ID Re-attending between 3 & 9 months - Adults	186	877	21.2%	53.2%	53.7%
% of FP17s for Band 1 Urgent Courses	240	1,330	18.0%	9.5%	9.0%
% of FP17s Relating to Free Repair or Replacements	1	1,330	0.1%	0.8%	0.7%
% of FP17s Relating to Continuations	10	1,330	0.8%	0.9%	0.9%
% of Patients satisfied with the dentistry they have received	2	2	N/A	93.1%	93.9%
% of Patients satisfied with the time they had to wait for an appointment	2	2	N/A	85.8%	88.4%

* This is based on patients treated on this contract for their most recent course of treatment. Figures in italics indicate the base number of FP17s or Patient Questionnaire responses are less than 100. N/A is shown where the base number of responses is less than 10 during the period. % is calculated as Quantity/Base number*100

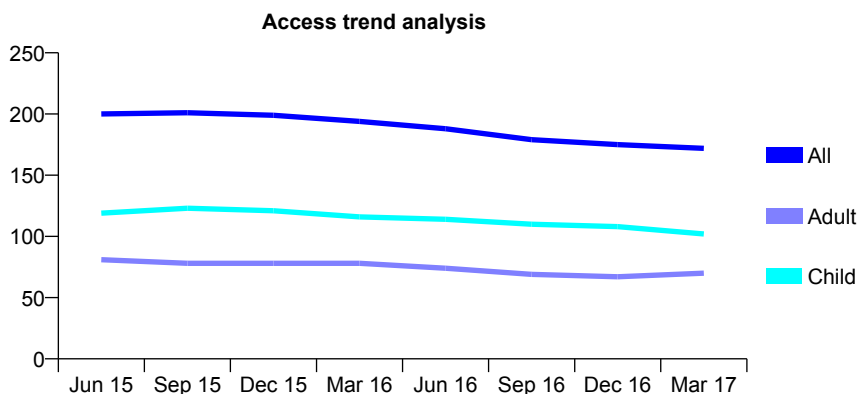
7A6 - Vital Signs At a Glance Contract Report for 254088/0001 - March 2017

Name or company name	MR SG LODGE
Contract type name	GDS Contract
Purpose of contract	General
Contract start date	01/04/2006
Contract end date	

16/17 Contracted general activity (UDA)	216
Carry forward general activity (UDA)	11
16/17 Contracted orthodontic activity (UOA)	0
Carry forward orthodontic activity (UOA)	0
Baseline contract value	£4,909.09

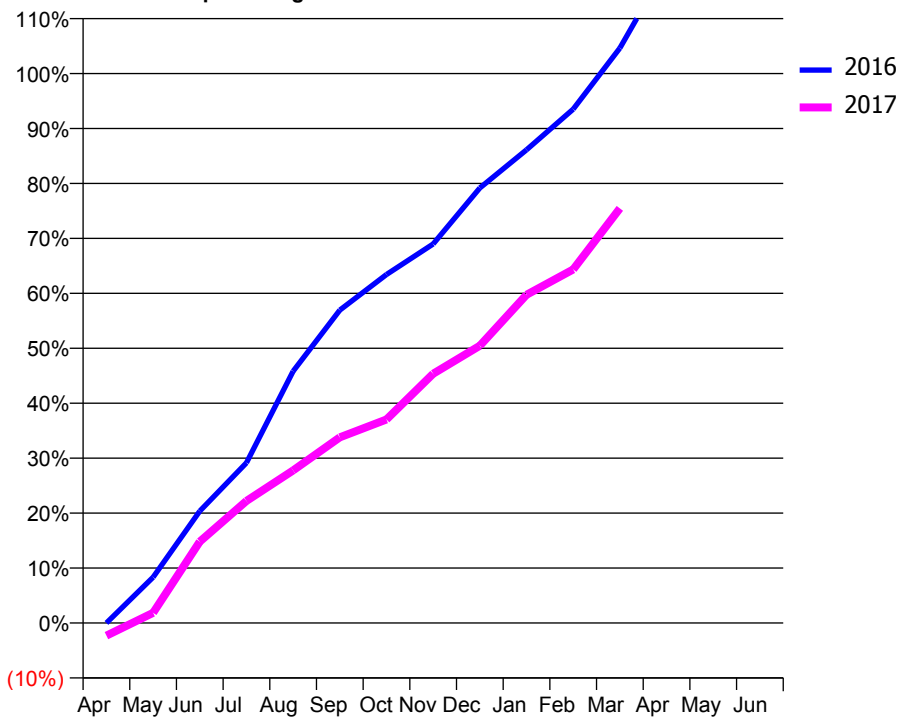
ACCESS*

Patients seen in 24 months	Total	Change since previous quarter
Quarter ending March 2016	194	
Quarter ending June 2016	188	↓
Quarter ending September 2016	179	↓
Quarter ending December 2016	175	↓
Quarter ending March 2017	172	↓
Variance since March 2016	(11.3%)	↓



ACTIVITY

Cumulative percentage of contracted UDA delivered 2016 & 2017



Month	Adjusted Scheduled Activity (UDA)	
	2016	2017
April	0	-5
May	18	4
June	44	32
July	63	48
August	99	60
September	123	73
October	137	80
November	149	98
December	171	109
January	186	129
February	202	139
March	226	163
April	258	
May	258	
June	258	

QUALITY

	Quantity	Base Number	Contract	LHB	Wales
% of FP17s for the same patient ID Re-attending within 3 months - Children	4	134	3.0%	8.9%	11.3%
% of FP17s for the same patient ID Re-attending within 3 months - Adults	1	54	1.9%	15.8%	16.7%
% of FP17s for the same patient ID Re-attending between 3 & 9 months - Children	74	134	55.2%	57.0%	58.0%
% of FP17s for the same patient ID Re-attending between 3 & 9 months - Adults	25	54	46.3%	53.2%	53.7%
% of FP17s for Band 1 Urgent Courses	0	155	0.0%	9.5%	9.0%
% of FP17s Relating to Free Repair or Replacements	0	155	0.0%	0.8%	0.7%
% of FP17s Relating to Continuations	0	155	0.0%	0.9%	0.9%
% of Patients satisfied with the dentistry they have received	1	1	N/A	93.1%	93.9%
% of Patients satisfied with the time they had to wait for an appointment	1	1	N/A	85.8%	88.4%

* This is based on patients treated on this contract for their most recent course of treatment. Figures in italics indicate the base number of FP17s or Patient Questionnaire responses are less than 100. N/A is shown where the base number of responses is less than 10 during the period. % is calculated as Quantity/Base number*100

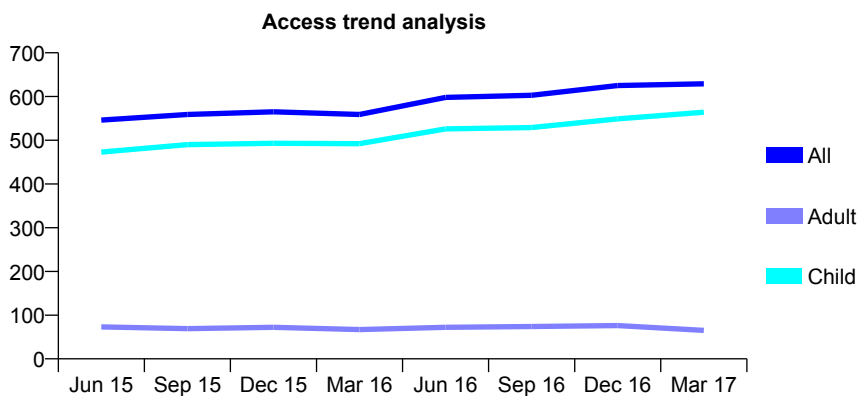
7A6 - Vital Signs At a Glance Contract Report for 264555/0001 - March 2017

Name or company name	MR BA BRUNSWICK
Contract type name	GDS Contract
Purpose of contract	General
Contract start date	01/09/2008
Contract end date	

16/17 Contracted general activity (UDA)	1,041
Carry forward general activity (UDA)	-12
16/17 Contracted orthodontic activity (UOA)	0
Carry forward orthodontic activity (UOA)	0
Baseline contract value	£26,435.74

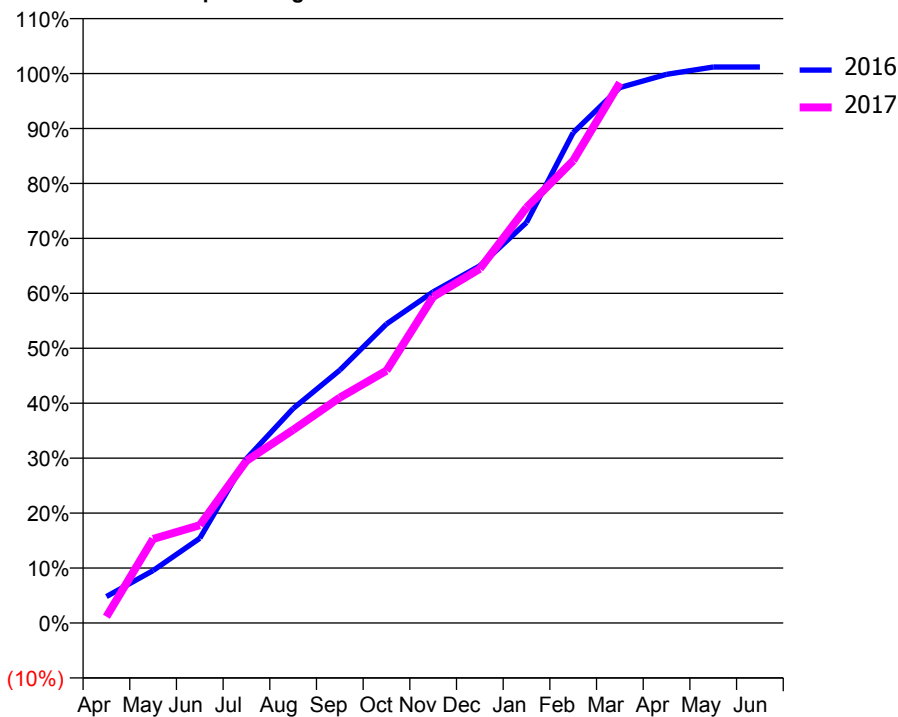
ACCESS*

Patients seen in 24 months	Total	Change since previous quarter
Quarter ending March 2016	559	
Quarter ending June 2016	598	↑
Quarter ending September 2016	603	→
Quarter ending December 2016	625	↑
Quarter ending March 2017	629	→
Variance since March 2016	12.5%	↑



ACTIVITY

Cumulative percentage of contracted UDA delivered 2016 & 2017



Adjusted Scheduled Activity (UDA)

Month	2016	2017
April	50	12
May	99	159
June	161	185
July	311	307
August	406	366
September	479	427
October	566	478
November	627	618
December	677	671
January	759	787
February	929	876
March	1,014	1,024
April	1,039	
May	1,053	
June	1,053	

QUALITY

	Quantity	Base Number	Contract	LHB	Wales
% of FP17s for the same patient ID Re-attending within 3 months - Children	24	786	3.1%	8.9%	11.3%
% of FP17s for the same patient ID Re-attending within 3 months - Adults	2	34	5.9%	15.8%	16.7%
% of FP17s for the same patient ID Re-attending between 3 & 9 months - Children	471	786	59.9%	57.0%	58.0%
% of FP17s for the same patient ID Re-attending between 3 & 9 months - Adults	21	34	61.8%	53.2%	53.7%
% of FP17s for Band 1 Urgent Courses	23	790	2.9%	9.5%	9.0%
% of FP17s Relating to Free Repair or Replacements	0	790	0.0%	0.8%	0.7%
% of FP17s Relating to Continuations	2	790	0.3%	0.9%	0.9%
% of Patients satisfied with the dentistry they have received	1	1	N/A	93.1%	93.9%
% of Patients satisfied with the time they had to wait for an appointment	1	1	N/A	85.8%	88.4%

* This is based on patients treated on this contract for their most recent course of treatment. Figures in italics indicate the base number of FP17s or Patient Questionnaire responses are less than 100. N/A is shown where the base number of responses is less than 10 during the period. % is calculated as Quantity/Base number*100

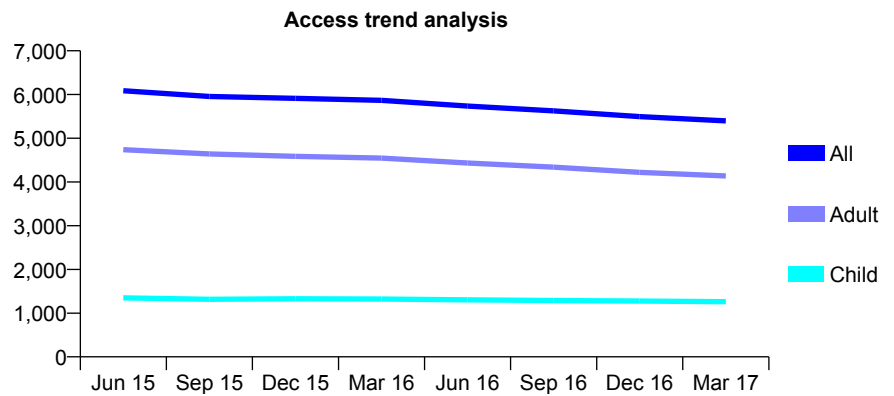
7A6 - Vital Signs At a Glance Contract Report for 269727/0002 - March 2017

Name or company name	Newport Dental Care Partnership
Contract type name	GDS Contract
Purpose of contract	General
Contract start date	01/08/2011
Contract end date	

16/17 Contracted general activity (UDA)	15,746
Carry forward general activity (UDA)	-44
16/17 Contracted orthodontic activity (UOA)	0
Carry forward orthodontic activity (UOA)	0
Baseline contract value	£385,990.66

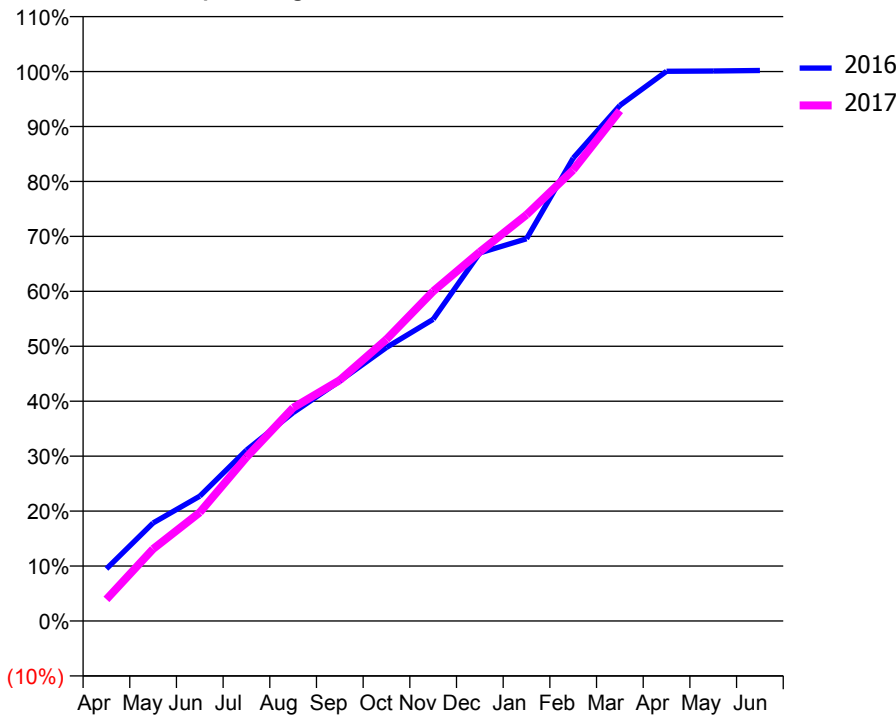
ACCESS*

Patients seen in 24 months	Total	Change since previous quarter
Quarter ending March 2016	5,866	
Quarter ending June 2016	5,736	↓
Quarter ending September 2016	5,626	↓
Quarter ending December 2016	5,494	↓
Quarter ending March 2017	5,398	↓
Variance since March 2016	(8.0%)	↓



ACTIVITY

Cumulative percentage of contracted UDA delivered 2016 & 2017



Month	Adjusted Scheduled Activity (UDA)	
	2016	2017
April	1,494	620
May	2,811	2,065
June	3,580	3,112
July	4,896	4,695
August	5,970	6,111
September	6,881	6,901
October	7,840	8,071
November	8,646	9,447
December	10,546	10,577
January	10,954	11,641
February	13,263	12,925
March	14,775	14,626
April	15,751	
May	15,761	
June	15,777	

QUALITY

	Quantity	Base Number	Contract	LHB	Wales
% of FP17s for the same patient ID Re-attending within 3 months - Children	118	1,598	7.4%	8.9%	11.3%
% of FP17s for the same patient ID Re-attending within 3 months - Adults	717	5,195	13.8%	15.8%	16.7%
% of FP17s for the same patient ID Re-attending between 3 & 9 months - Children	675	1,598	42.2%	57.0%	58.0%
% of FP17s for the same patient ID Re-attending between 3 & 9 months - Adults	2,219	5,195	42.7%	53.2%	53.7%
% of FP17s for Band 1 Urgent Courses	593	6,412	9.2%	9.5%	9.0%
% of FP17s Relating to Free Repair or Replacements	59	6,412	0.9%	0.8%	0.7%
% of FP17s Relating to Continuations	97	6,412	1.5%	0.9%	0.9%
% of Patients satisfied with the dentistry they have received	19	19	100.0%	93.1%	93.9%
% of Patients satisfied with the time they had to wait for an appointment	15	19	78.9%	85.8%	88.4%

* This is based on patients treated on this contract for their most recent course of treatment. Figures in italics indicate the base number of FP17s or Patient Questionnaire responses are less than 100. N/A is shown where the base number of responses is less than 10 during the period. % is calculated as Quantity/Base number*100

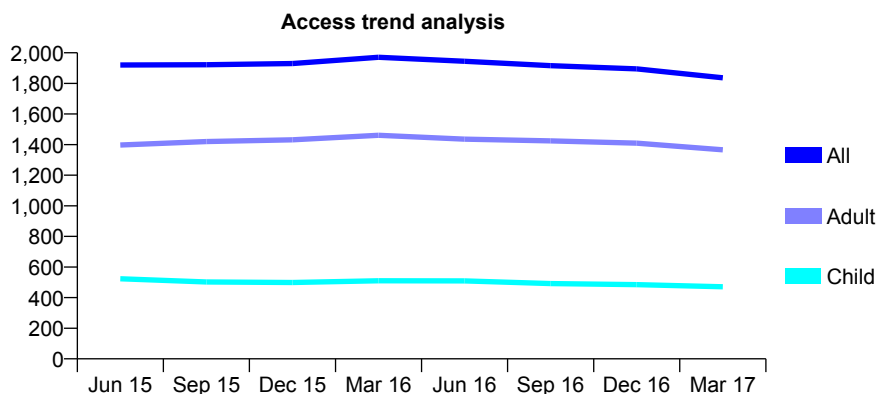
7A6 - Vital Signs At a Glance Contract Report for 297437/0001 - March 2017

Name or company name	MR TD WYSOME
Contract type name	GDS Contract
Purpose of contract	General
Contract start date	01/04/2012
Contract end date	

16/17 Contracted general activity (UDA)	7,081
Carry forward general activity (UDA)	0
16/17 Contracted orthodontic activity (UOA)	0
Carry forward orthodontic activity (UOA)	0
Baseline contract value	£251,322.77

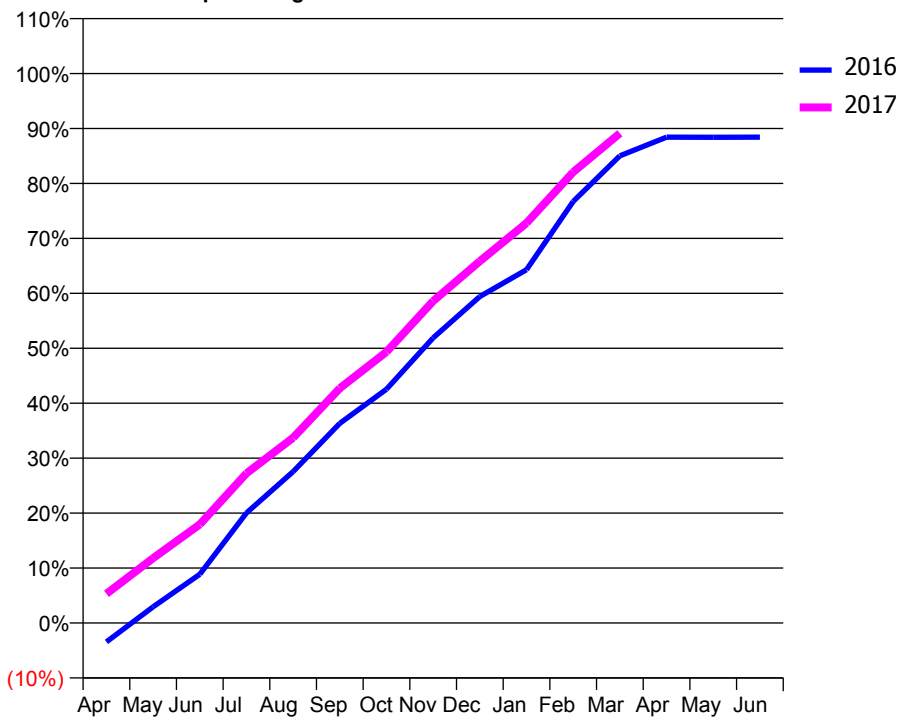
ACCESS*

Patients seen in 24 months	Total	Change since previous quarter
Quarter ending March 2016	1,971	
Quarter ending June 2016	1,945	↓
Quarter ending September 2016	1,916	↓
Quarter ending December 2016	1,895	↓
Quarter ending March 2017	1,837	↓
Variance since March 2016	(6.8%)	↓



ACTIVITY

Cumulative percentage of contracted UDA delivered 2016 & 2017



Month	Adjusted Scheduled Activity (UDA)	
	2016	2017
April	-245	376
May	210	836
June	628	1,270
July	1,418	1,929
August	1,952	2,387
September	2,573	3,025
October	3,013	3,494
November	3,674	4,149
December	4,207	4,663
January	4,553	5,154
February	5,432	5,811
March	6,020	6,310
April	6,260	
May	6,259	
June	6,261	

QUALITY

	Quantity	Base Number	Contract	LHB	Wales
% of FP17s for the same patient ID Re-attending within 3 months - Children	38	591	6.4%	8.9%	11.3%
% of FP17s for the same patient ID Re-attending within 3 months - Adults	256	1,664	15.4%	15.8%	16.7%
% of FP17s for the same patient ID Re-attending between 3 & 9 months - Children	257	591	43.5%	57.0%	58.0%
% of FP17s for the same patient ID Re-attending between 3 & 9 months - Adults	767	1,664	46.1%	53.2%	53.7%
% of FP17s for Band 1 Urgent Courses	162	2,174	7.5%	9.5%	9.0%
% of FP17s Relating to Free Repair or Replacements	5	2,174	0.2%	0.8%	0.7%
% of FP17s Relating to Continuations	11	2,174	0.5%	0.9%	0.9%
% of Patients satisfied with the dentistry they have received	14	15	93.3%	93.1%	93.9%
% of Patients satisfied with the time they had to wait for an appointment	14	15	93.3%	85.8%	88.4%

* This is based on patients treated on this contract for their most recent course of treatment. Figures in italics indicate the base number of FP17s or Patient Questionnaire responses are less than 100. N/A is shown where the base number of responses is less than 10 during the period. % is calculated as Quantity/Base number*100

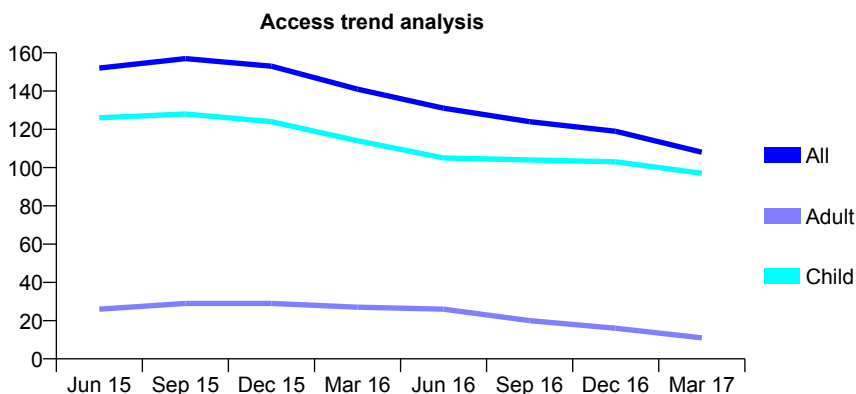
7A6 - Vital Signs At a Glance Contract Report for 302627/0002 - March 2017

Name or company name	MR RD ISAAC
Contract type name	GDS Contract
Purpose of contract	General
Contract start date	08/09/2013
Contract end date	

16/17 Contracted general activity (UDA)	350
Carry forward general activity (UDA)	0
16/17 Contracted orthodontic activity (UOA)	0
Carry forward orthodontic activity (UOA)	0
Baseline contract value	£7,499.63

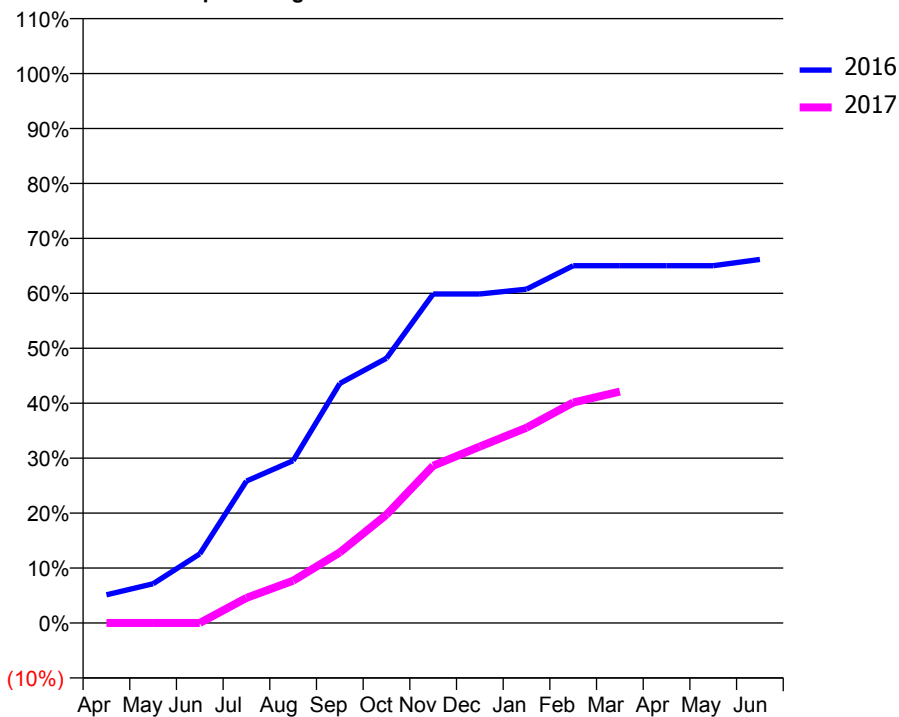
ACCESS*

Patients seen in 24 months	Total	Change since previous quarter
Quarter ending March 2016	141	
Quarter ending June 2016	131	↓
Quarter ending September 2016	124	↓
Quarter ending December 2016	119	↓
Quarter ending March 2017	108	↓
Variance since March 2016	(23.4%)	↓



ACTIVITY

Cumulative percentage of contracted UDA delivered 2016 & 2017



Month	Adjusted Scheduled Activity (UDA)	
	2016	2017
April	18	0
May	25	0
June	44	0
July	90	16
August	103	27
September	153	45
October	169	69
November	210	100
December	210	112
January	213	124
February	228	140
March	228	147
April	228	
May	228	
June	232	

QUALITY

	Quantity	Base Number	Contract	LHB	Wales
% of FP17s for the same patient ID Re-attending within 3 months - Children	4	140	2.9%	8.9%	11.3%
% of FP17s for the same patient ID Re-attending within 3 months - Adults	0	6	0.0%	15.8%	16.7%
% of FP17s for the same patient ID Re-attending between 3 & 9 months - Children	74	140	52.9%	57.0%	58.0%
% of FP17s for the same patient ID Re-attending between 3 & 9 months - Adults	5	6	83.3%	53.2%	53.7%
% of FP17s for Band 1 Urgent Courses	2	125	1.6%	9.5%	9.0%
% of FP17s Relating to Free Repair or Replacements	0	125	0.0%	0.8%	0.7%
% of FP17s Relating to Continuations	0	125	0.0%	0.9%	0.9%
% of Patients satisfied with the dentistry they have received	0	0	N/A	93.1%	93.9%
% of Patients satisfied with the time they had to wait for an appointment	0	0	N/A	85.8%	88.4%

* This is based on patients treated on this contract for their most recent course of treatment. Figures in italics indicate the base number of FP17s or Patient Questionnaire responses are less than 100. N/A is shown where the base number of responses is less than 10 during the period. % is calculated as Quantity/Base number*100

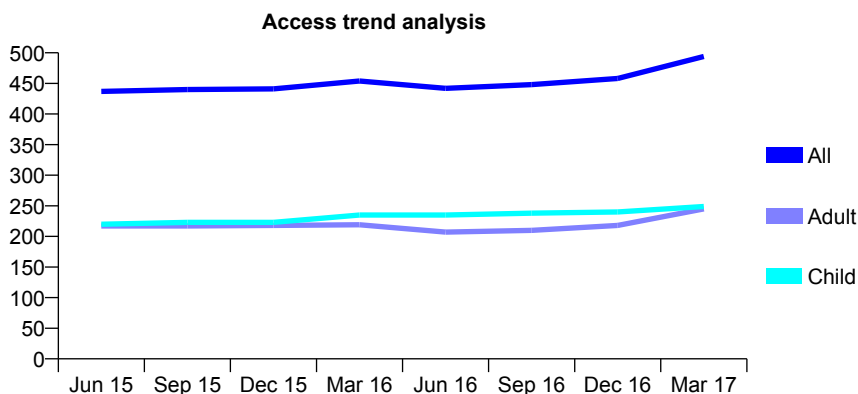
7A6 - Vital Signs At a Glance Contract Report for 307173/0001 - March 2017

Name or company name	MR S BAKER
Contract type name	GDS Contract
Purpose of contract	General
Contract start date	01/04/2006
Contract end date	

16/17 Contracted general activity (UDA)	1,715
Carry forward general activity (UDA)	11
16/17 Contracted orthodontic activity (UOA)	0
Carry forward orthodontic activity (UOA)	0
Baseline contract value	£72,720.19

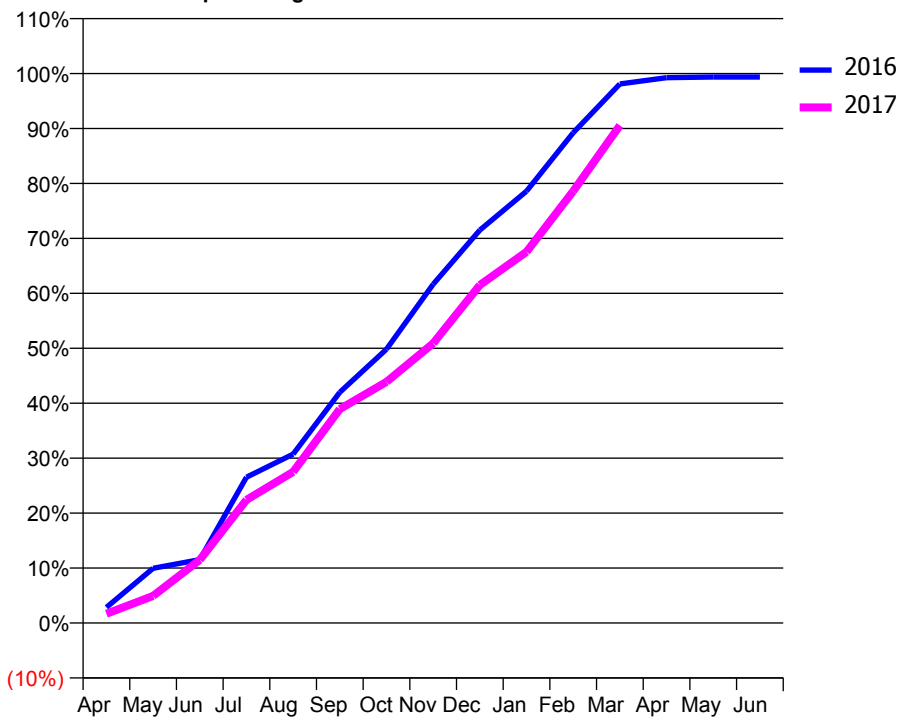
ACCESS*

Patients seen in 24 months	Total	Change since previous quarter
Quarter ending March 2016	454	
Quarter ending June 2016	442	↓
Quarter ending September 2016	448	→
Quarter ending December 2016	458	↑
Quarter ending March 2017	494	↑
Variance since March 2016	8.8%	↑



ACTIVITY

Cumulative percentage of contracted UDA delivered 2016 & 2017



Month	Adjusted Scheduled Activity (UDA)	
	2016	2017
April	49	29
May	171	85
June	198	197
July	455	384
August	527	472
September	720	668
October	855	753
November	1,057	873
December	1,226	1,055
January	1,348	1,159
February	1,530	1,348
March	1,683	1,553
April	1,702	
May	1,704	
June	1,704	

QUALITY

	Quantity	Base Number	Contract	LHB	Wales
% of FP17s for the same patient ID Re-attending within 3 months - Children	20	352	5.7%	8.9%	11.3%
% of FP17s for the same patient ID Re-attending within 3 months - Adults	32	316	10.1%	15.8%	16.7%
% of FP17s for the same patient ID Re-attending between 3 & 9 months - Children	231	352	65.6%	57.0%	58.0%
% of FP17s for the same patient ID Re-attending between 3 & 9 months - Adults	184	316	58.2%	53.2%	53.7%
% of FP17s for Band 1 Urgent Courses	49	649	7.6%	9.5%	9.0%
% of FP17s Relating to Free Repair or Replacements	0	649	0.0%	0.8%	0.7%
% of FP17s Relating to Continuations	1	649	0.2%	0.9%	0.9%
% of Patients satisfied with the dentistry they have received	2	3	N/A	93.1%	93.9%
% of Patients satisfied with the time they had to wait for an appointment	2	3	N/A	85.8%	88.4%

* This is based on patients treated on this contract for their most recent course of treatment. Figures in italics indicate the base number of FP17s or Patient Questionnaire responses are less than 100. N/A is shown where the base number of responses is less than 10 during the period. % is calculated as Quantity/Base number*100

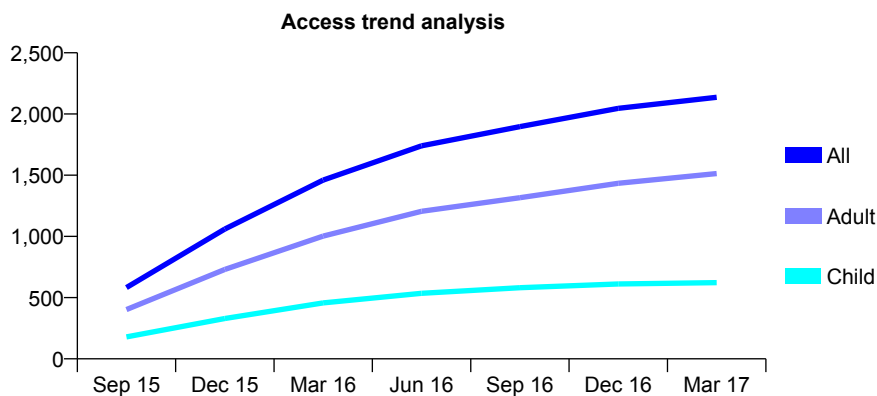
7A6 - Vital Signs At a Glance Contract Report for 309966/0002 - March 2017

Name or company name	MR SJ PARRY
Contract type name	GDS Contract
Purpose of contract	General
Contract start date	06/07/2015
Contract end date	

16/17 Contracted general activity (UDA)	8,381
Carry forward general activity (UDA)	0
16/17 Contracted orthodontic activity (UOA)	0
Carry forward orthodontic activity (UOA)	0
Baseline contract value	£307,668.17

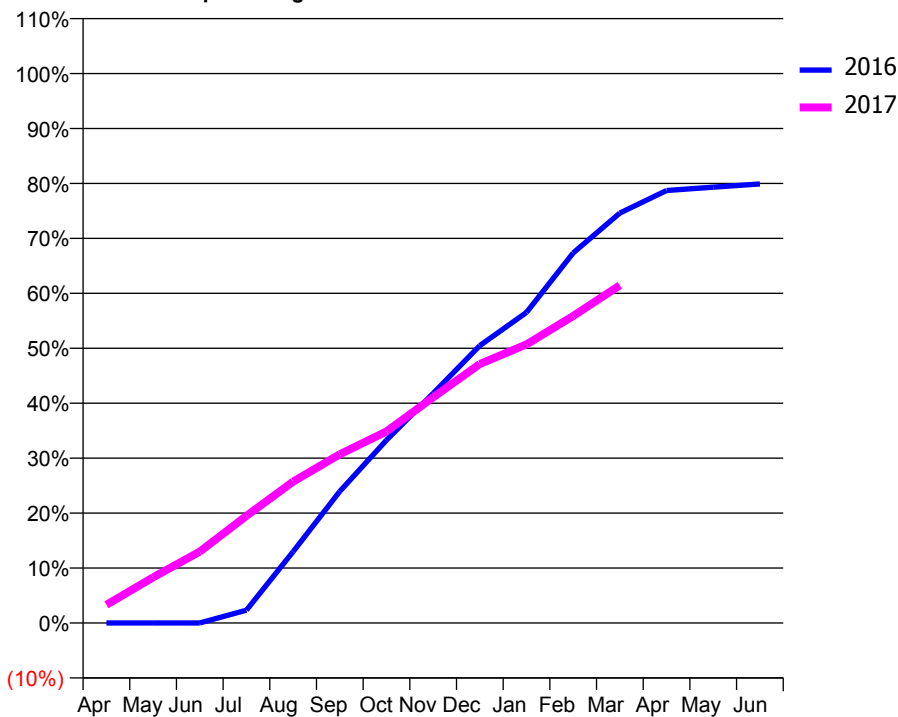
ACCESS*

Patients seen in 24 months	Total	Change since previous quarter
Quarter ending March 2016	1,460	
Quarter ending June 2016	1,740	↑
Quarter ending September 2016	1,897	↑
Quarter ending December 2016	2,046	↑
Quarter ending March 2017	2,137	↑
Variance since March 2016	46.4%	↑



ACTIVITY

Cumulative percentage of contracted UDA delivered 2016 & 2017



Month	Adjusted Scheduled Activity (UDA)	
	2016	2017
April	0	278
May	0	696
June	0	1,090
July	153	1,633
August	844	2,156
September	1,557	2,574
October	2,163	2,922
November	2,716	3,442
December	3,280	3,951
January	3,673	4,251
February	4,377	4,683
March	4,848	5,151
April	5,115	
May	5,154	
June	5,192	

QUALITY

	Quantity	Base Number	Contract	LHB	Wales
% of FP17s for the same patient ID Re-attending within 3 months - Children	32	579	5.5%	8.9%	11.3%
% of FP17s for the same patient ID Re-attending within 3 months - Adults	188	1,364	13.8%	15.8%	16.7%
% of FP17s for the same patient ID Re-attending between 3 & 9 months - Children	160	579	27.6%	57.0%	58.0%
% of FP17s for the same patient ID Re-attending between 3 & 9 months - Adults	404	1,364	29.6%	53.2%	53.7%
% of FP17s for Band 1 Urgent Courses	104	1,823	5.7%	9.5%	9.0%
% of FP17s Relating to Free Repair or Replacements	14	1,823	0.8%	0.8%	0.7%
% of FP17s Relating to Continuations	3	1,823	0.2%	0.9%	0.9%
% of Patients satisfied with the dentistry they have received	11	11	100.0%	93.1%	93.9%
% of Patients satisfied with the time they had to wait for an appointment	8	11	72.7%	85.8%	88.4%

* This is based on patients treated on this contract for their most recent course of treatment. Figures in italics indicate the base number of FP17s or Patient Questionnaire responses are less than 100. N/A is shown where the base number of responses is less than 10 during the period. % is calculated as Quantity/Base number*100

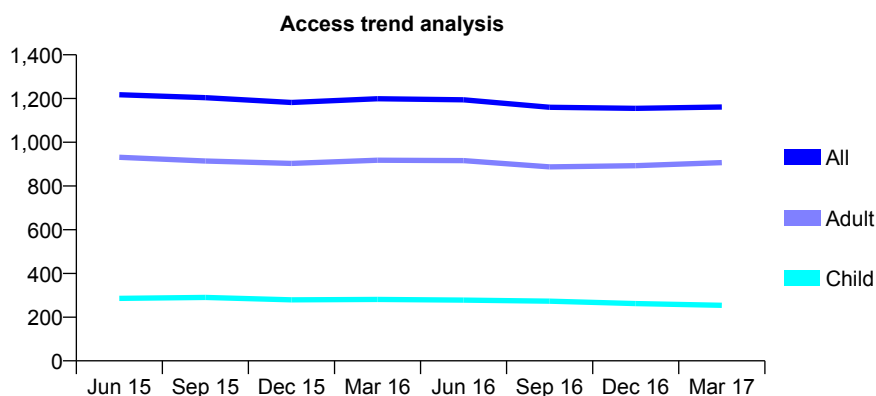
7A6 - Vital Signs At a Glance Contract Report for 326429/0003 - March 2017

Name or company name	MR AJ MATTHEWS
Contract type name	GDS Contract
Purpose of contract	General
Contract start date	01/04/2006
Contract end date	

16/17 Contracted general activity (UDA)	4,372
Carry forward general activity (UDA)	175
16/17 Contracted orthodontic activity (UOA)	0
Carry forward orthodontic activity (UOA)	0
Baseline contract value	£106,718.90

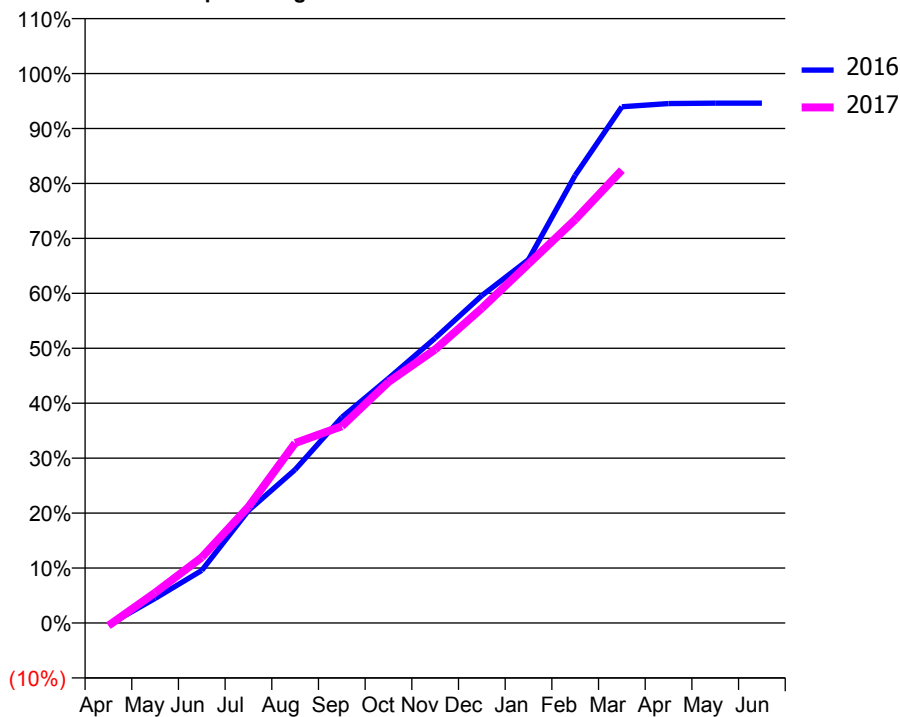
ACCESS*

Patients seen in 24 months	Total	Change since previous quarter
Quarter ending March 2016	1,199	
Quarter ending June 2016	1,194	→
Quarter ending September 2016	1,160	↓
Quarter ending December 2016	1,155	→
Quarter ending March 2017	1,161	→
Variance since March 2016	(3.2%)	↓



ACTIVITY

Cumulative percentage of contracted UDA delivered 2016 & 2017



Month	Adjusted Scheduled Activity (UDA)	
	2016	2017
April	-16	-22
May	196	241
June	418	523
July	895	925
August	1,221	1,431
September	1,636	1,565
October	1,946	1,918
November	2,266	2,177
December	2,605	2,504
January	2,892	2,858
February	3,562	3,210
March	4,108	3,604
April	4,133	
May	4,136	
June	4,136	

QUALITY

	Quantity	Base Number	Contract	LHB	Wales
% of FP17s for the same patient ID Re-attending within 3 months - Children	19	336	5.7%	8.9%	11.3%
% of FP17s for the same patient ID Re-attending within 3 months - Adults	268	1,372	19.5%	15.8%	16.7%
% of FP17s for the same patient ID Re-attending between 3 & 9 months - Children	204	336	60.7%	57.0%	58.0%
% of FP17s for the same patient ID Re-attending between 3 & 9 months - Adults	727	1,372	53.0%	53.2%	53.7%
% of FP17s for Band 1 Urgent Courses	290	1,704	17.0%	9.5%	9.0%
% of FP17s Relating to Free Repair or Replacements	15	1,704	0.9%	0.8%	0.7%
% of FP17s Relating to Continuations	29	1,704	1.7%	0.9%	0.9%
% of Patients satisfied with the dentistry they have received	6	6	N/A	93.1%	93.9%
% of Patients satisfied with the time they had to wait for an appointment	6	6	N/A	85.8%	88.4%

* This is based on patients treated on this contract for their most recent course of treatment. Figures in italics indicate the base number of FP17s or Patient Questionnaire responses are less than 100. N/A is shown where the base number of responses is less than 10 during the period. % is calculated as Quantity/Base number*100

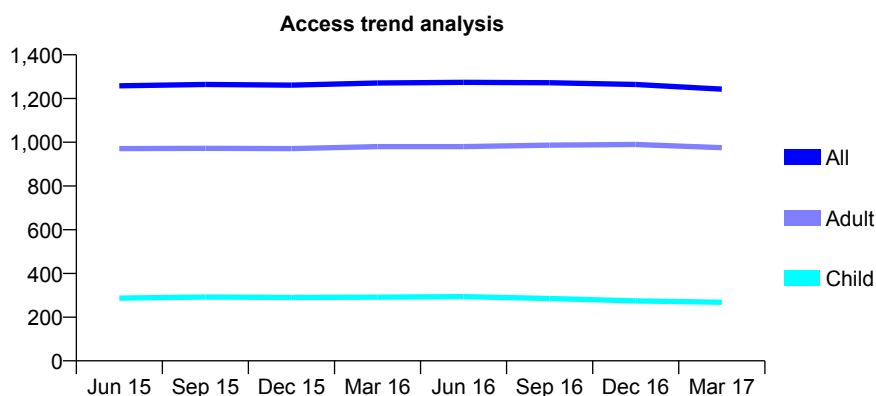
7A6 - Vital Signs At a Glance Contract Report for 327190/0001 - March 2017

Name or company name	MR AV JONES
Contract type name	GDS Contract
Purpose of contract	General
Contract start date	01/04/2006
Contract end date	

16/17 Contracted general activity (UDA)	5,103
Carry forward general activity (UDA)	176
16/17 Contracted orthodontic activity (UOA)	0
Carry forward orthodontic activity (UOA)	0
Baseline contract value	£124,804.05

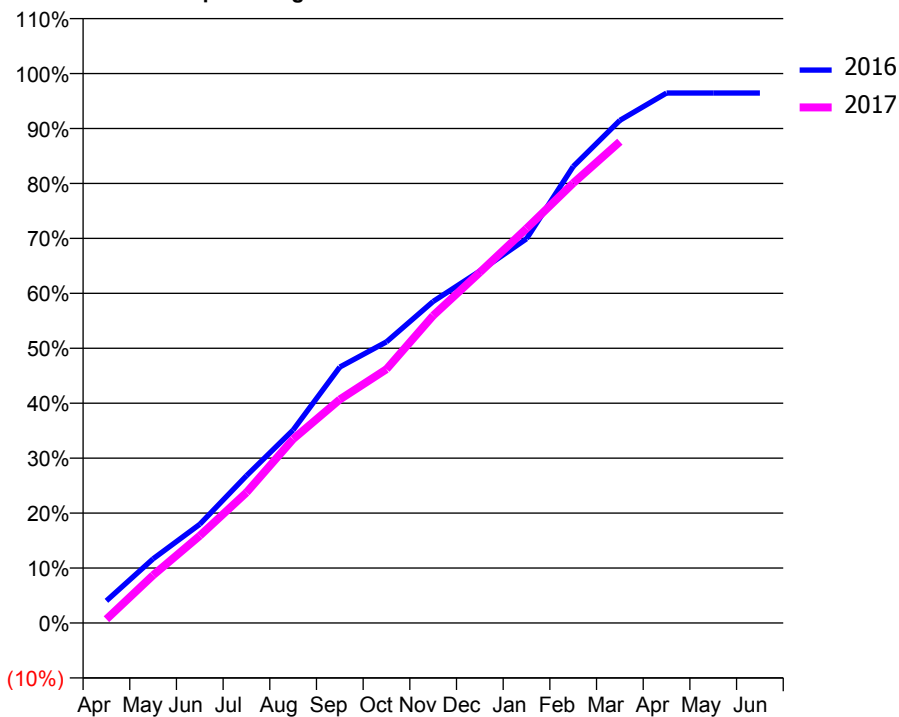
ACCESS*

Patients seen in 24 months	Total	Change since previous quarter
Quarter ending March 2016	1,271	
Quarter ending June 2016	1,274	→
Quarter ending September 2016	1,272	→
Quarter ending December 2016	1,264	→
Quarter ending March 2017	1,243	↓
Variance since March 2016	(2.2%)	↓



ACTIVITY

Cumulative percentage of contracted UDA delivered 2016 & 2017



Month	Adjusted Scheduled Activity (UDA)	
	2016	2017
April	207	35
May	597	443
June	917	810
July	1,367	1,212
August	1,792	1,709
September	2,376	2,076
October	2,611	2,357
November	2,987	2,855
December	3,269	3,256
January	3,569	3,664
February	4,239	4,084
March	4,667	4,470
April	4,922	
May	4,922	
June	4,922	

QUALITY

	Quantity	Base Number	Contract	LHB	Wales
% of FP17s for the same patient ID Re-attending within 3 months - Children	59	458	12.9%	8.9%	11.3%
% of FP17s for the same patient ID Re-attending within 3 months - Adults	245	1,603	15.3%	15.8%	16.7%
% of FP17s for the same patient ID Re-attending between 3 & 9 months - Children	273	458	59.6%	57.0%	58.0%
% of FP17s for the same patient ID Re-attending between 3 & 9 months - Adults	975	1,603	60.8%	53.2%	53.7%
% of FP17s for Band 1 Urgent Courses	211	1,947	10.8%	9.5%	9.0%
% of FP17s Relating to Free Repair or Replacements	0	1,947	0.0%	0.8%	0.7%
% of FP17s Relating to Continuations	23	1,947	1.2%	0.9%	0.9%
% of Patients satisfied with the dentistry they have received	11	11	100.0%	93.1%	93.9%
% of Patients satisfied with the time they had to wait for an appointment	11	11	100.0%	85.8%	88.4%

* This is based on patients treated on this contract for their most recent course of treatment. Figures in italics indicate the base number of FP17s or Patient Questionnaire responses are less than 100. N/A is shown where the base number of responses is less than 10 during the period. % is calculated as Quantity/Base number*100

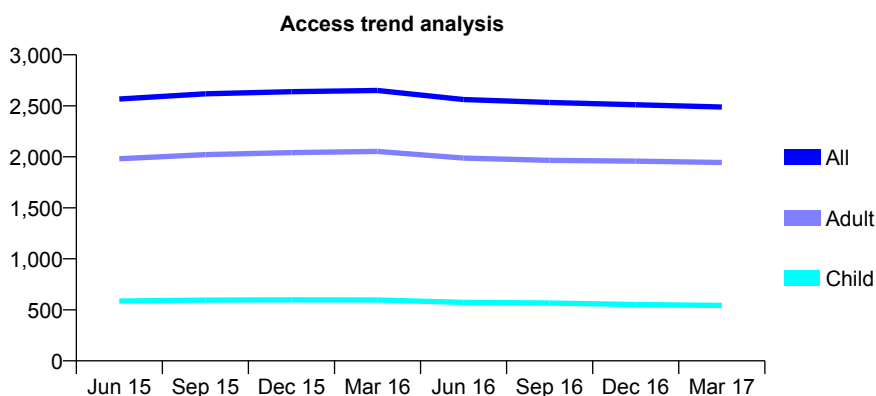
7A6 - Vital Signs At a Glance Contract Report for 332151/0001 - March 2017

Name or company name	MISS LA GRIFFITHS
Contract type name	GDS Contract
Purpose of contract	General
Contract start date	01/04/2006
Contract end date	

16/17 Contracted general activity (UDA)	5,896
Carry forward general activity (UDA)	-129
16/17 Contracted orthodontic activity (UOA)	0
Carry forward orthodontic activity (UOA)	0
Baseline contract value	£143,745.70

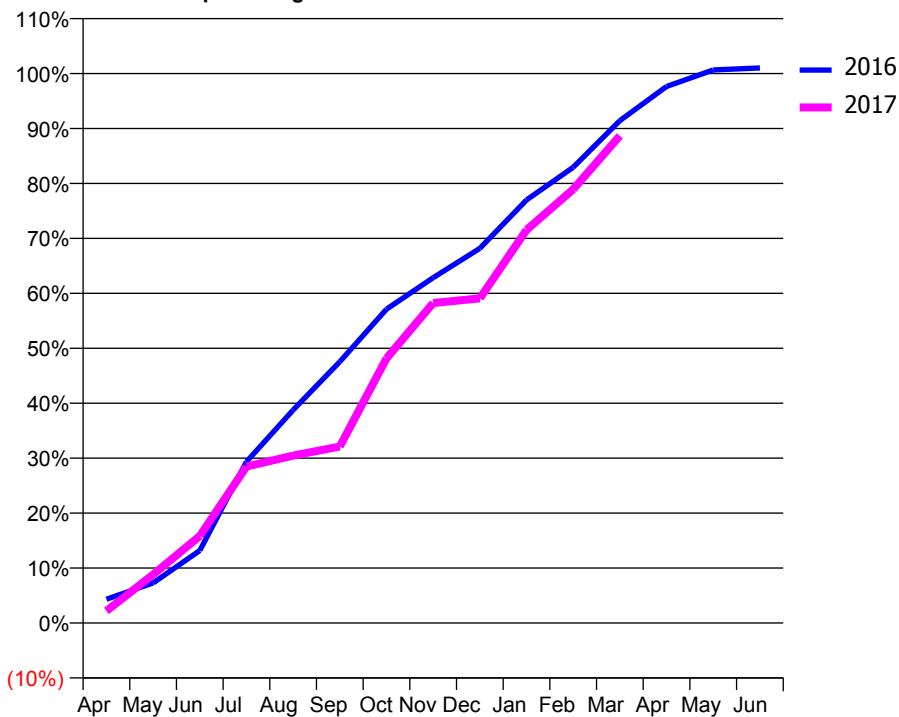
ACCESS*

Patients seen in 24 months	Total	Change since previous quarter
Quarter ending March 2016	2,650	
Quarter ending June 2016	2,561	↓
Quarter ending September 2016	2,533	↓
Quarter ending December 2016	2,510	→
Quarter ending March 2017	2,488	→
Variance since March 2016	(6.1%)	↓



ACTIVITY

Cumulative percentage of contracted UDA delivered 2016 & 2017



Month	Adjusted Scheduled Activity (UDA)	
	2016	2017
April	255	129
May	430	521
June	777	933
July	1,731	1,679
August	2,285	1,797
September	2,804	1,893
October	3,368	2,840
November	3,705	3,434
December	4,020	3,483
January	4,540	4,217
February	4,889	4,654
March	5,390	5,227
April	5,757	
May	5,935	
June	5,956	

QUALITY

	Quantity	Base Number	Contract	LHB	Wales
% of FP17s for the same patient ID Re-attending within 3 months - Children	56	759	7.4%	8.9%	11.3%
% of FP17s for the same patient ID Re-attending within 3 months - Adults	290	2,499	11.6%	15.8%	16.7%
% of FP17s for the same patient ID Re-attending between 3 & 9 months - Children	432	759	56.9%	57.0%	58.0%
% of FP17s for the same patient ID Re-attending between 3 & 9 months - Adults	1,197	2,499	47.9%	53.2%	53.7%
% of FP17s for Band 1 Urgent Courses	227	2,936	7.7%	9.5%	9.0%
% of FP17s Relating to Free Repair or Replacements	35	2,936	1.2%	0.8%	0.7%
% of FP17s Relating to Continuations	11	2,936	0.4%	0.9%	0.9%
% of Patients satisfied with the dentistry they have received	11	11	100.0%	93.1%	93.9%
% of Patients satisfied with the time they had to wait for an appointment	10	11	90.9%	85.8%	88.4%

* This is based on patients treated on this contract for their most recent course of treatment. Figures in italics indicate the base number of FP17s or Patient Questionnaire responses are less than 100. N/A is shown where the base number of responses is less than 10 during the period. % is calculated as Quantity/Base number*100

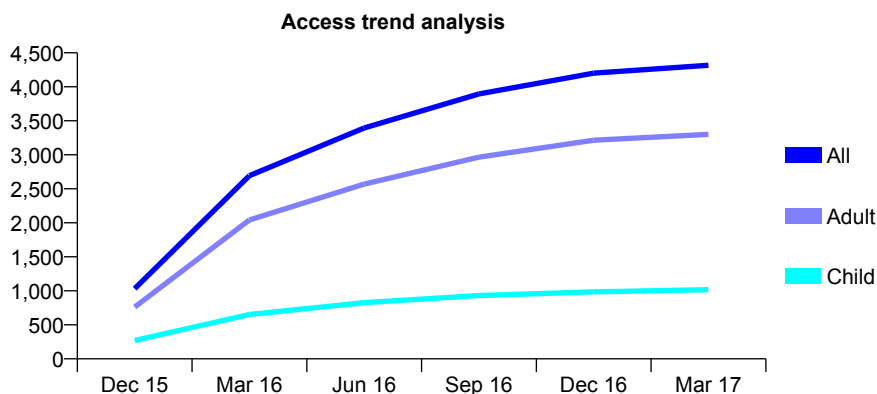
7A6 - Vital Signs At a Glance Contract Report for 349593/0001 - March 2017

Name or company name	MR DJ SRIVASTAVA
Contract type name	GDS Contract
Purpose of contract	General
Contract start date	01/10/2015
Contract end date	

16/17 Contracted general activity (UDA)	14,233
Carry forward general activity (UDA)	259
16/17 Contracted orthodontic activity (UOA)	0
Carry forward orthodontic activity (UOA)	0
Baseline contract value	£355,139.00

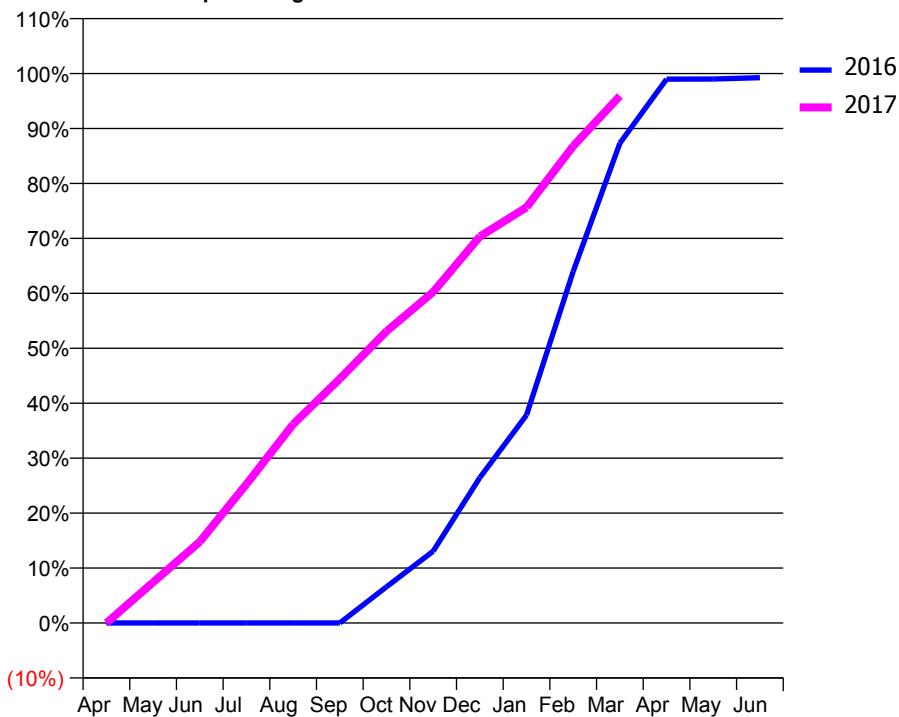
ACCESS*

Patients seen in 24 months	Total	Change since previous quarter
Quarter ending March 2016	2,693	
Quarter ending June 2016	3,395	↑
Quarter ending September 2016	3,896	↑
Quarter ending December 2016	4,200	↑
Quarter ending March 2017	4,317	↑
Variance since March 2016	60.3%	↑



ACTIVITY

Cumulative percentage of contracted UDA delivered 2016 & 2017



Month	Adjusted Scheduled Activity (UDA)	
	2016	2017
April	0	0
May	0	1,055
June	0	2,105
July	0	3,597
August	0	5,149
September	0	6,325
October	448	7,555
November	888	8,574
December	1,800	10,010
January	2,574	10,768
February	4,349	12,352
March	5,938	13,653
April	6,729	
May	6,730	
June	6,747	

QUALITY

	Quantity	Base Number	Contract	LHB	Wales
% of FP17s for the same patient ID Re-attending within 3 months - Children	123	1,597	7.7%	8.9%	11.3%
% of FP17s for the same patient ID Re-attending within 3 months - Adults	653	4,930	13.2%	15.8%	16.7%
% of FP17s for the same patient ID Re-attending between 3 & 9 months - Children	744	1,597	46.6%	57.0%	58.0%
% of FP17s for the same patient ID Re-attending between 3 & 9 months - Adults	2,118	4,930	43.0%	53.2%	53.7%
% of FP17s for Band 1 Urgent Courses	421	6,164	6.8%	9.5%	9.0%
% of FP17s Relating to Free Repair or Replacements	83	6,164	1.3%	0.8%	0.7%
% of FP17s Relating to Continuations	39	6,164	0.6%	0.9%	0.9%
% of Patients satisfied with the dentistry they have received	12	12	100.0%	93.1%	93.9%
% of Patients satisfied with the time they had to wait for an appointment	12	12	100.0%	85.8%	88.4%

* This is based on patients treated on this contract for their most recent course of treatment. Figures in italics indicate the base number of FP17s or Patient Questionnaire responses are less than 100. N/A is shown where the base number of responses is less than 10 during the period. % is calculated as Quantity/Base number*100

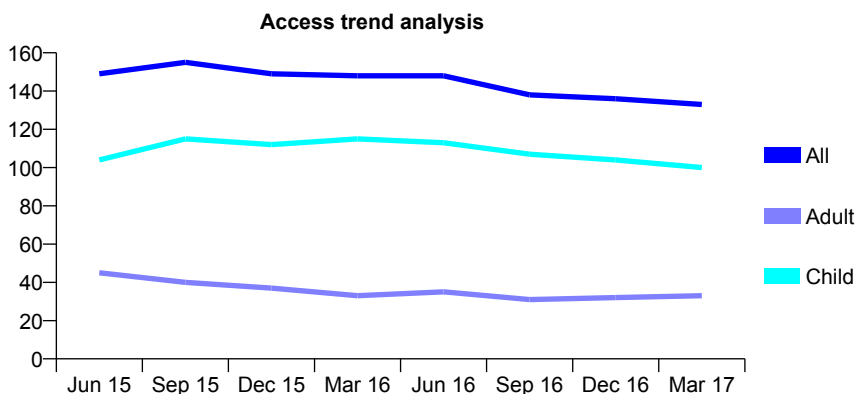
7A6 - Vital Signs At a Glance Contract Report for 566705/0001 - March 2017

Name or company name	MR MR BREEZE
Contract type name	GDS Contract
Purpose of contract	General
Contract start date	01/04/2006
Contract end date	

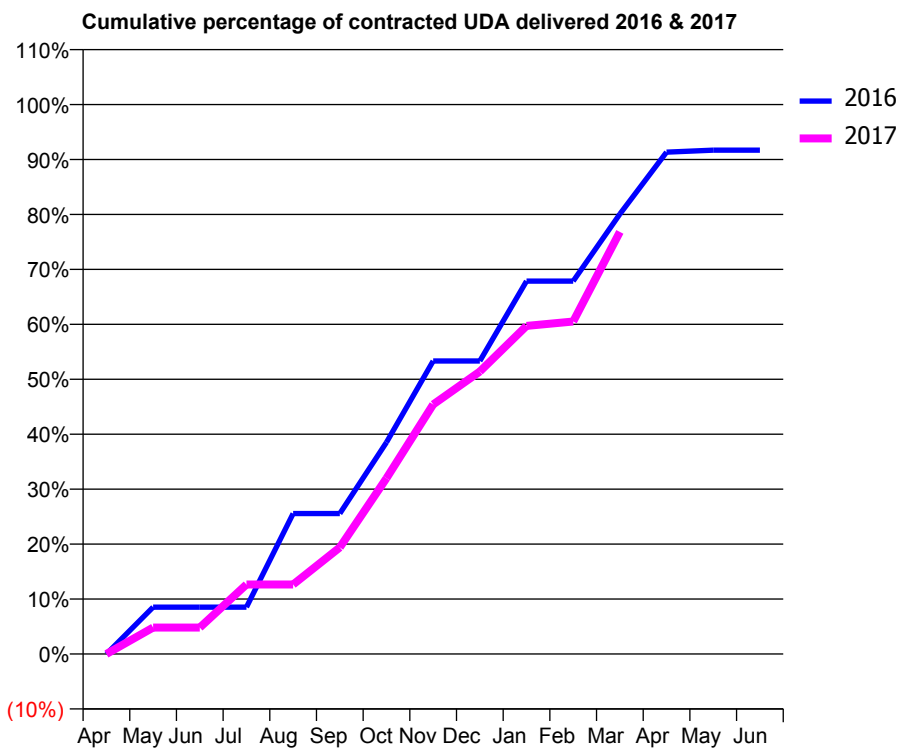
16/17 Contracted general activity (UDA)	270
Carry forward general activity (UDA)	0
16/17 Contracted orthodontic activity (UOA)	0
Carry forward orthodontic activity (UOA)	0
Baseline contract value	£5,623.84

ACCESS*

Patients seen in 24 months	Total	Change since previous quarter
Quarter ending March 2016	148	
Quarter ending June 2016	148	→
Quarter ending September 2016	138	↓
Quarter ending December 2016	136	↓
Quarter ending March 2017	133	↓
Variance since March 2016	(10.1%)	↓



ACTIVITY



Month	Adjusted Scheduled Activity (UDA)	
	2016	2017
April	0	0
May	23	13
June	23	13
July	23	34
August	69	34
September	69	52
October	104	86
November	144	123
December	144	139
January	183	161
February	183	163
March	216	207
April	247	
May	248	
June	248	

QUALITY

	Quantity	Base Number	Contract	LHB	Wales
% of FP17s for the same patient ID Re-attending within 3 months - Children	7	156	4.5%	8.9%	11.3%
% of FP17s for the same patient ID Re-attending within 3 months - Adults	1	18	5.6%	15.8%	16.7%
% of FP17s for the same patient ID Re-attending between 3 & 9 months - Children	97	156	62.2%	57.0%	58.0%
% of FP17s for the same patient ID Re-attending between 3 & 9 months - Adults	6	18	33.3%	53.2%	53.7%
% of FP17s for Band 1 Urgent Courses	7	147	4.8%	9.5%	9.0%
% of FP17s Relating to Free Repair or Replacements	0	147	0.0%	0.8%	0.7%
% of FP17s Relating to Continuations	0	147	0.0%	0.9%	0.9%
% of Patients satisfied with the dentistry they have received	0	0	N/A	93.1%	93.9%
% of Patients satisfied with the time they had to wait for an appointment	0	0	N/A	85.8%	88.4%

* This is based on patients treated on this contract for their most recent course of treatment. Figures in italics indicate the base number of FP17s or Patient Questionnaire responses are less than 100. N/A is shown where the base number of responses is less than 10 during the period. % is calculated as Quantity/Base number*100

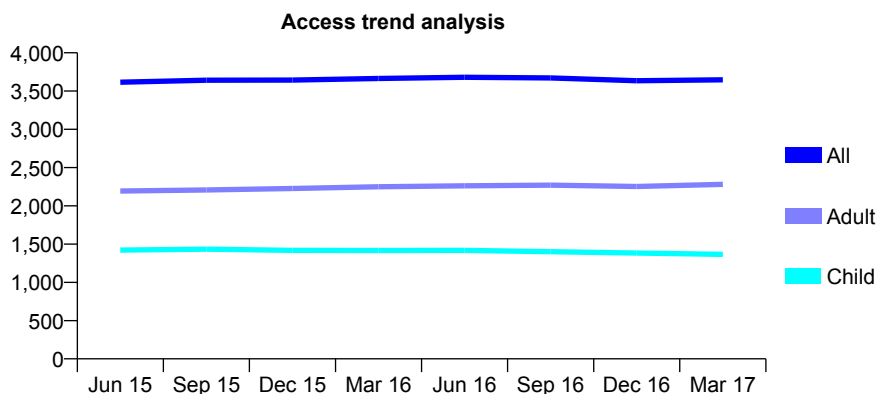
7A6 - Vital Signs At a Glance Contract Report for 577650/0001 - March 2017

Name or company name	MISS SD WILKINS
Contract type name	GDS Contract
Purpose of contract	General
Contract start date	01/04/2006
Contract end date	

16/17 Contracted general activity (UDA)	13,571
Carry forward general activity (UDA)	54
16/17 Contracted orthodontic activity (UOA)	0
Carry forward orthodontic activity (UOA)	0
Baseline contract value	£317,827.49

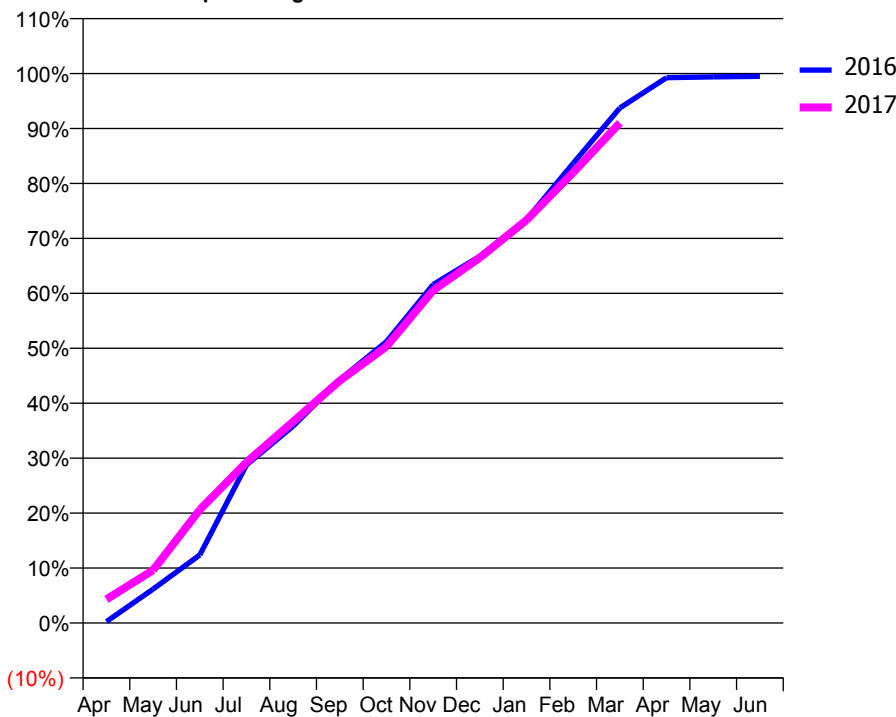
ACCESS*

Patients seen in 24 months	Total	Change since previous quarter
Quarter ending March 2016	3,665	
Quarter ending June 2016	3,680	→
Quarter ending September 2016	3,671	→
Quarter ending December 2016	3,635	→
Quarter ending March 2017	3,647	→
Variance since March 2016	(0.5%)	→



ACTIVITY

Cumulative percentage of contracted UDA delivered 2016 & 2017



Month	Adjusted Scheduled Activity (UDA)	
	2016	2017
April	34	584
May	838	1,305
June	1,683	2,798
July	3,906	3,972
August	4,862	4,973
September	6,012	5,986
October	6,951	6,830
November	8,361	8,214
December	9,059	9,021
January	9,966	9,952
February	11,353	11,126
March	12,720	12,351
April	13,469	
May	13,487	
June	13,499	

QUALITY

	Quantity	Base Number	Contract	LHB	Wales
% of FP17s for the same patient ID Re-attending within 3 months - Children	164	2,493	6.6%	8.9%	11.3%
% of FP17s for the same patient ID Re-attending within 3 months - Adults	601	3,910	15.4%	15.8%	16.7%
% of FP17s for the same patient ID Re-attending between 3 & 9 months - Children	1,710	2,493	68.6%	57.0%	58.0%
% of FP17s for the same patient ID Re-attending between 3 & 9 months - Adults	2,463	3,910	63.0%	53.2%	53.7%
% of FP17s for Band 1 Urgent Courses	302	6,076	5.0%	9.5%	9.0%
% of FP17s Relating to Free Repair or Replacements	83	6,076	1.4%	0.8%	0.7%
% of FP17s Relating to Continuations	74	6,076	1.2%	0.9%	0.9%
% of Patients satisfied with the dentistry they have received	9	10	90.0%	93.1%	93.9%
% of Patients satisfied with the time they had to wait for an appointment	10	10	100.0%	85.8%	88.4%

* This is based on patients treated on this contract for their most recent course of treatment. Figures in italics indicate the base number of FP17s or Patient Questionnaire responses are less than 100. N/A is shown where the base number of responses is less than 10 during the period. % is calculated as Quantity/Base number*100

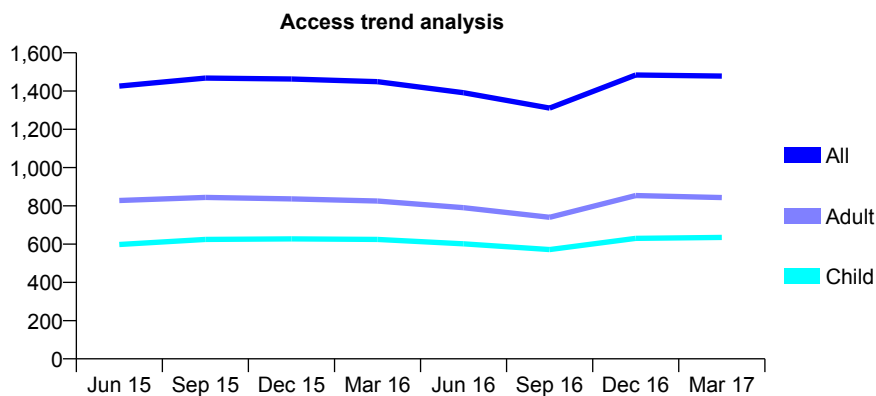
7A6 - Vital Signs At a Glance Contract Report for 629251/0002 - March 2017

Name or company name	MR PL DAVIES
Contract type name	GDS Contract
Purpose of contract	General
Contract start date	01/04/2006
Contract end date	

16/17 Contracted general activity (UDA)	4,094
Carry forward general activity (UDA)	0
16/17 Contracted orthodontic activity (UOA)	0
Carry forward orthodontic activity (UOA)	0
Baseline contract value	£108,129.18

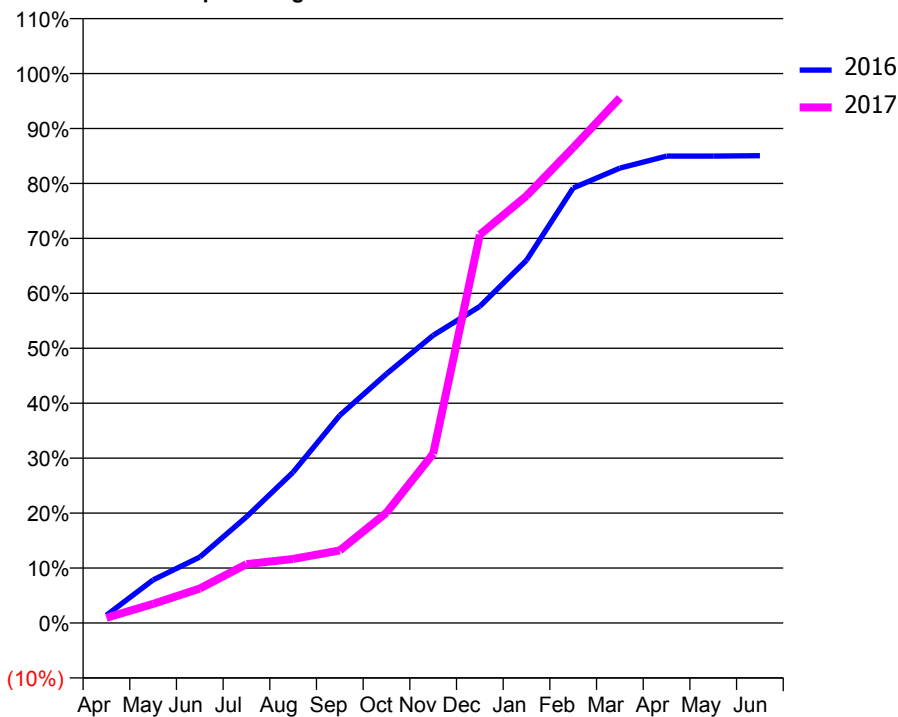
ACCESS*

Patients seen in 24 months	Total	Change since previous quarter
Quarter ending March 2016	1,449	
Quarter ending June 2016	1,391	↓
Quarter ending September 2016	1,311	↓
Quarter ending December 2016	1,484	↑
Quarter ending March 2017	1,478	→
Variance since March 2016	2.0%	↑



ACTIVITY

Cumulative percentage of contracted UDA delivered 2016 & 2017



Adjusted Scheduled Activity (UDA)

Month	2016	2017
April	58	39
May	321	142
June	491	257
July	791	438
August	1,124	478
September	1,547	541
October	1,856	823
November	2,143	1,262
December	2,359	2,893
January	2,703	3,183
February	3,241	3,542
March	3,389	3,913
April	3,479	
May	3,479	
June	3,482	

QUALITY

	Quantity	Base Number	Contract	LHB	Wales
% of FP17s for the same patient ID Re-attending within 3 months - Children	27	624	4.3%	8.9%	11.3%
% of FP17s for the same patient ID Re-attending within 3 months - Adults	102	859	11.9%	15.8%	16.7%
% of FP17s for the same patient ID Re-attending between 3 & 9 months - Children	112	624	17.9%	57.0%	58.0%
% of FP17s for the same patient ID Re-attending between 3 & 9 months - Adults	271	859	31.5%	53.2%	53.7%
% of FP17s for Band 1 Urgent Courses	123	1,308	9.4%	9.5%	9.0%
% of FP17s Relating to Free Repair or Replacements	0	1,308	0.0%	0.8%	0.7%
% of FP17s Relating to Continuations	3	1,308	0.2%	0.9%	0.9%
% of Patients satisfied with the dentistry they have received	2	2	N/A	93.1%	93.9%
% of Patients satisfied with the time they had to wait for an appointment	2	2	N/A	85.8%	88.4%

* This is based on patients treated on this contract for their most recent course of treatment. Figures in italics indicate the base number of FP17s or Patient Questionnaire responses are less than 100. N/A is shown where the base number of responses is less than 10 during the period. % is calculated as Quantity/Base number*100

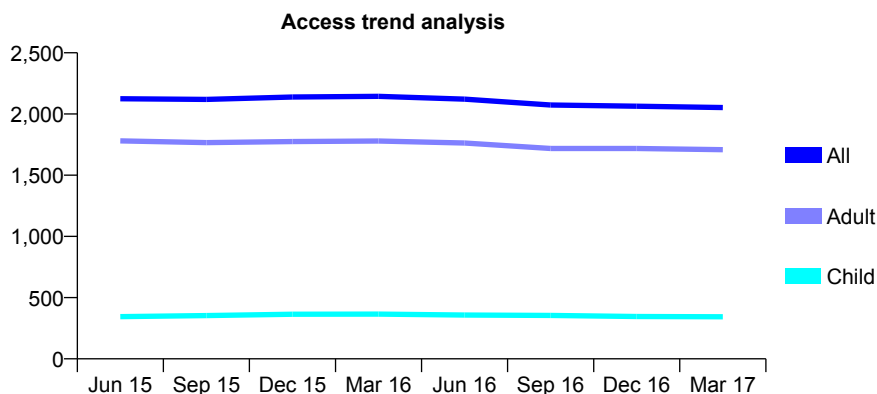
7A6 - Vital Signs At a Glance Contract Report for 641642/0001 - March 2017

Name or company name	MR DS YOUNG
Contract type name	GDS Contract
Purpose of contract	General
Contract start date	01/04/2006
Contract end date	

16/17 Contracted general activity (UDA)	5,885
Carry forward general activity (UDA)	-294
16/17 Contracted orthodontic activity (UOA)	0
Carry forward orthodontic activity (UOA)	0
Baseline contract value	£174,480.25

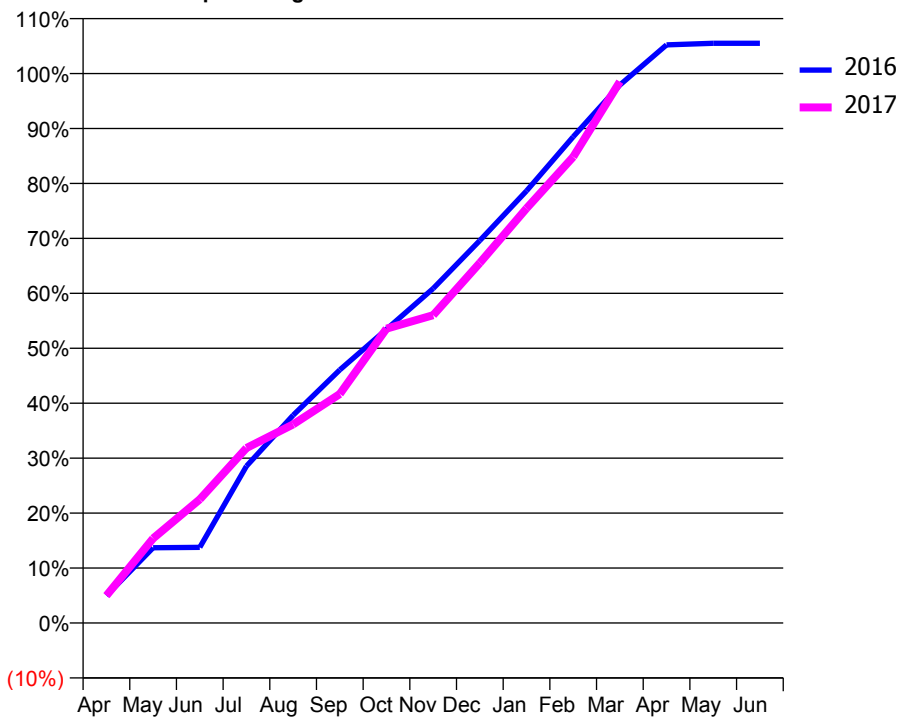
ACCESS*

Patients seen in 24 months	Total	Change since previous quarter
Quarter ending March 2016	2,144	
Quarter ending June 2016	2,121	↓
Quarter ending September 2016	2,073	↓
Quarter ending December 2016	2,064	→
Quarter ending March 2017	2,053	→
Variance since March 2016	(4.2%)	↓



ACTIVITY

Cumulative percentage of contracted UDA delivered 2016 & 2017



Month	Adjusted Scheduled Activity (UDA)	
	2016	2017
April	294	294
May	807	906
June	811	1,325
July	1,680	1,875
August	2,225	2,127
September	2,711	2,453
October	3,145	3,152
November	3,582	3,297
December	4,096	3,857
January	4,628	4,441
February	5,208	4,993
March	5,762	5,797
April	6,192	
May	6,208	
June	6,208	

QUALITY

	Quantity	Base Number	Contract	LHB	Wales
% of FP17s for the same patient ID Re-attending within 3 months - Children	10	402	2.5%	8.9%	11.3%
% of FP17s for the same patient ID Re-attending within 3 months - Adults	150	2,126	7.1%	15.8%	16.7%
% of FP17s for the same patient ID Re-attending between 3 & 9 months - Children	145	402	36.1%	57.0%	58.0%
% of FP17s for the same patient ID Re-attending between 3 & 9 months - Adults	847	2,126	39.8%	53.2%	53.7%
% of FP17s for Band 1 Urgent Courses	177	2,329	7.6%	9.5%	9.0%
% of FP17s Relating to Free Repair or Replacements	7	2,329	0.3%	0.8%	0.7%
% of FP17s Relating to Continuations	13	2,329	0.6%	0.9%	0.9%
% of Patients satisfied with the dentistry they have received	5	6	N/A	93.1%	93.9%
% of Patients satisfied with the time they had to wait for an appointment	6	6	N/A	85.8%	88.4%

* This is based on patients treated on this contract for their most recent course of treatment. Figures in italics indicate the base number of FP17s or Patient Questionnaire responses are less than 100. N/A is shown where the base number of responses is less than 10 during the period. % is calculated as Quantity/Base number*100

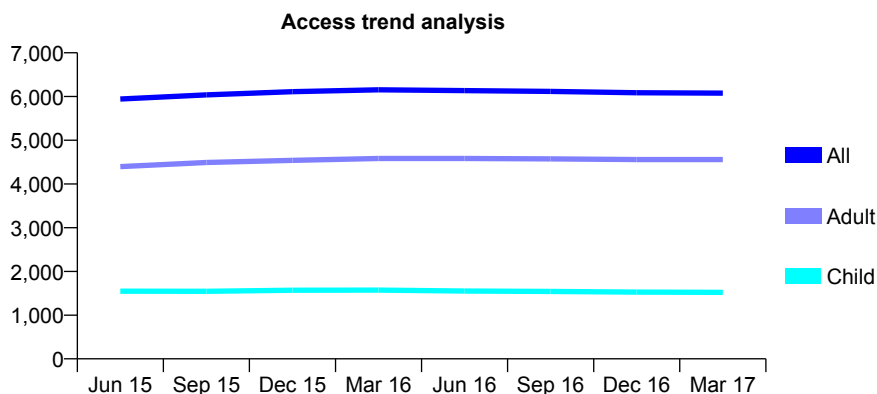
7A6 - Vital Signs At a Glance Contract Report for 643246/0001 - March 2017

Name or company name	MR RD WILLNER
Contract type name	GDS Contract
Purpose of contract	General
Contract start date	01/04/2006
Contract end date	

16/17 Contracted general activity (UDA)	20,810
Carry forward general activity (UDA)	-141
16/17 Contracted orthodontic activity (UOA)	0
Carry forward orthodontic activity (UOA)	0
Baseline contract value	£533,394.76

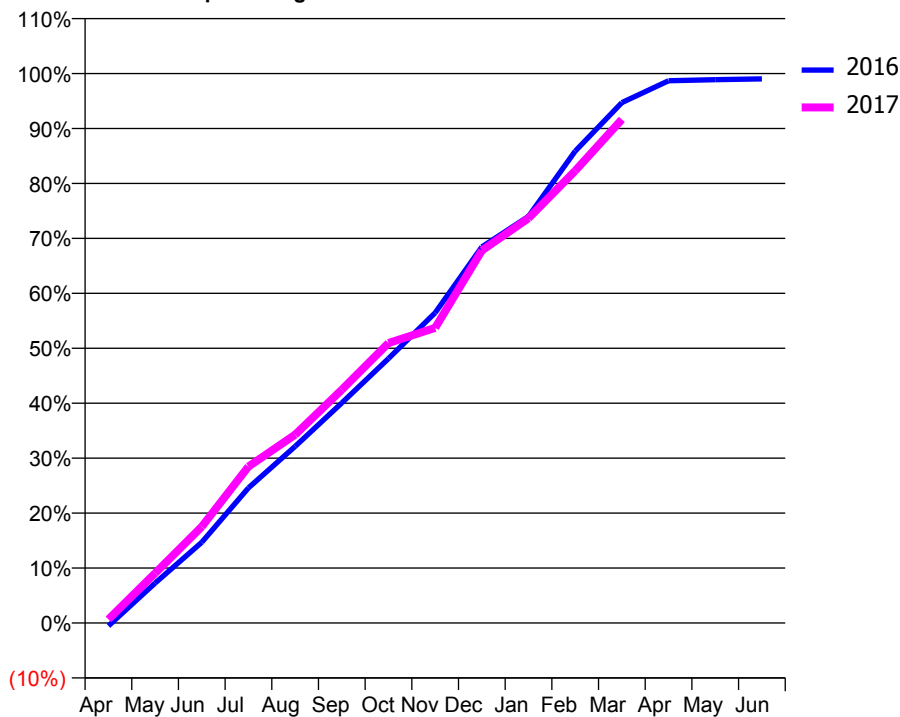
ACCESS*

Patients seen in 24 months	Total	Change since previous quarter
Quarter ending March 2016	6,155	
Quarter ending June 2016	6,134	→
Quarter ending September 2016	6,116	→
Quarter ending December 2016	6,086	→
Quarter ending March 2017	6,078	→
Variance since March 2016	(1.3%)	↓



ACTIVITY

Cumulative percentage of contracted UDA delivered 2016 & 2017



Month	Adjusted Scheduled Activity (UDA)	
	2016	2017
April	-112	141
May	1,511	1,888
June	3,056	3,647
July	5,119	5,928
August	6,690	7,133
September	8,335	8,836
October	10,019	10,601
November	11,750	11,176
December	14,246	14,109
January	15,398	15,328
February	17,871	17,127
March	19,707	19,070
April	20,538	
May	20,577	
June	20,607	

QUALITY

	Quantity	Base Number	Contract	LHB	Wales
% of FP17s for the same patient ID Re-attending within 3 months - Children	142	2,364	6.0%	8.9%	11.3%
% of FP17s for the same patient ID Re-attending within 3 months - Adults	935	7,022	13.3%	15.8%	16.7%
% of FP17s for the same patient ID Re-attending between 3 & 9 months - Children	1,562	2,364	66.1%	57.0%	58.0%
% of FP17s for the same patient ID Re-attending between 3 & 9 months - Adults	4,400	7,022	62.7%	53.2%	53.7%
% of FP17s for Band 1 Urgent Courses	602	9,015	6.7%	9.5%	9.0%
% of FP17s Relating to Free Repair or Replacements	31	9,015	0.3%	0.8%	0.7%
% of FP17s Relating to Continuations	174	9,015	1.9%	0.9%	0.9%
% of Patients satisfied with the dentistry they have received	27	28	96.4%	93.1%	93.9%
% of Patients satisfied with the time they had to wait for an appointment	25	28	89.3%	85.8%	88.4%

* This is based on patients treated on this contract for their most recent course of treatment. Figures in italics indicate the base number of FP17s or Patient Questionnaire responses are less than 100. N/A is shown where the base number of responses is less than 10 during the period. % is calculated as Quantity/Base number*100

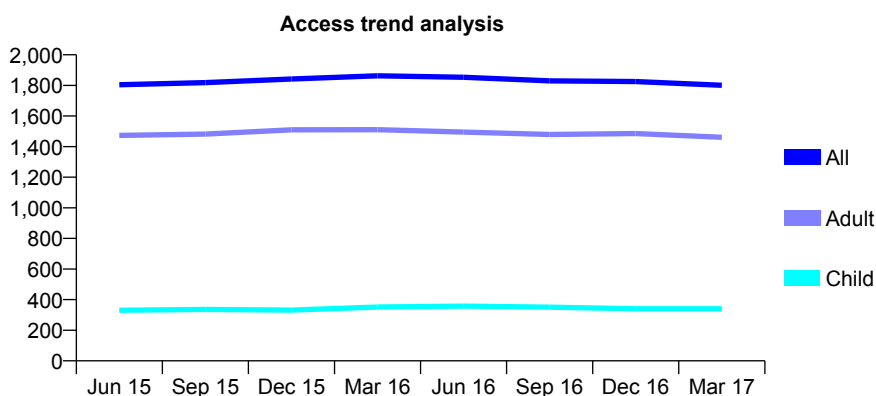
7A6 - Vital Signs At a Glance Contract Report for 674605/0001 - March 2017

Name or company name	MRS LM PLANT
Contract type name	GDS Contract
Purpose of contract	General
Contract start date	01/04/2006
Contract end date	

16/17 Contracted general activity (UDA)	4,829
Carry forward general activity (UDA)	-172
16/17 Contracted orthodontic activity (UOA)	0
Carry forward orthodontic activity (UOA)	0
Baseline contract value	£109,441.83

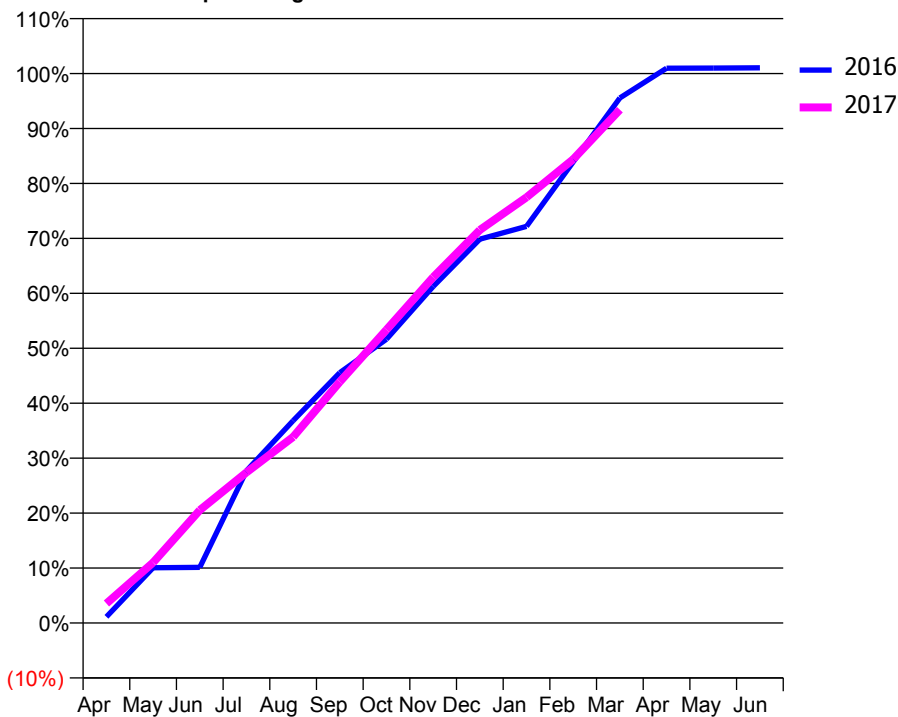
ACCESS*

Patients seen in 24 months	Total	Change since previous quarter
Quarter ending March 2016	1,863	
Quarter ending June 2016	1,853	→
Quarter ending September 2016	1,830	↓
Quarter ending December 2016	1,825	→
Quarter ending March 2017	1,801	↓
Variance since March 2016	(3.3%)	↓



ACTIVITY

Cumulative percentage of contracted UDA delivered 2016 & 2017



Adjusted Scheduled Activity (UDA)

Month	2016	2017
April	55	172
May	486	531
June	490	992
July	1,338	1,323
August	1,779	1,635
September	2,200	2,119
October	2,494	2,578
November	2,957	3,039
December	3,373	3,454
January	3,486	3,741
February	4,052	4,075
March	4,614	4,511
April	4,875	
May	4,877	
June	4,879	

QUALITY

	Quantity	Base Number	Contract	LHB	Wales
% of FP17s for the same patient ID Re-attending within 3 months - Children	23	471	4.9%	8.9%	11.3%
% of FP17s for the same patient ID Re-attending within 3 months - Adults	228	2,038	11.2%	15.8%	16.7%
% of FP17s for the same patient ID Re-attending between 3 & 9 months - Children	287	471	60.9%	57.0%	58.0%
% of FP17s for the same patient ID Re-attending between 3 & 9 months - Adults	1,143	2,038	56.1%	53.2%	53.7%
% of FP17s for Band 1 Urgent Courses	211	2,351	9.0%	9.5%	9.0%
% of FP17s Relating to Free Repair or Replacements	15	2,351	0.6%	0.8%	0.7%
% of FP17s Relating to Continuations	3	2,351	0.1%	0.9%	0.9%
% of Patients satisfied with the dentistry they have received	10	11	90.9%	93.1%	93.9%
% of Patients satisfied with the time they had to wait for an appointment	7	11	63.6%	85.8%	88.4%

* This is based on patients treated on this contract for their most recent course of treatment. Figures in italics indicate the base number of FP17s or Patient Questionnaire responses are less than 100. N/A is shown where the base number of responses is less than 10 during the period. % is calculated as Quantity/Base number*100

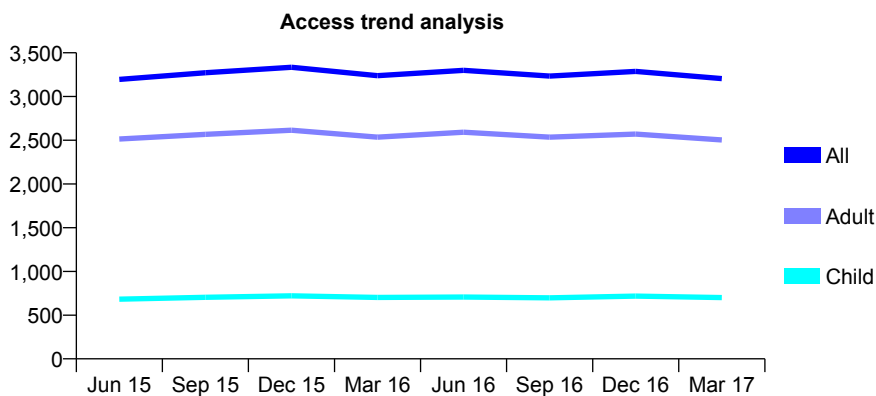
7A6 - Vital Signs At a Glance Contract Report for 680400/0001 - March 2017

Name or company name	MR MA GLADSON
Contract type name	GDS Contract
Purpose of contract	General
Contract start date	01/04/2006
Contract end date	

16/17 Contracted general activity (UDA)	7,920
Carry forward general activity (UDA)	237
16/17 Contracted orthodontic activity (UOA)	0
Carry forward orthodontic activity (UOA)	0
Baseline contract value	£240,059.74

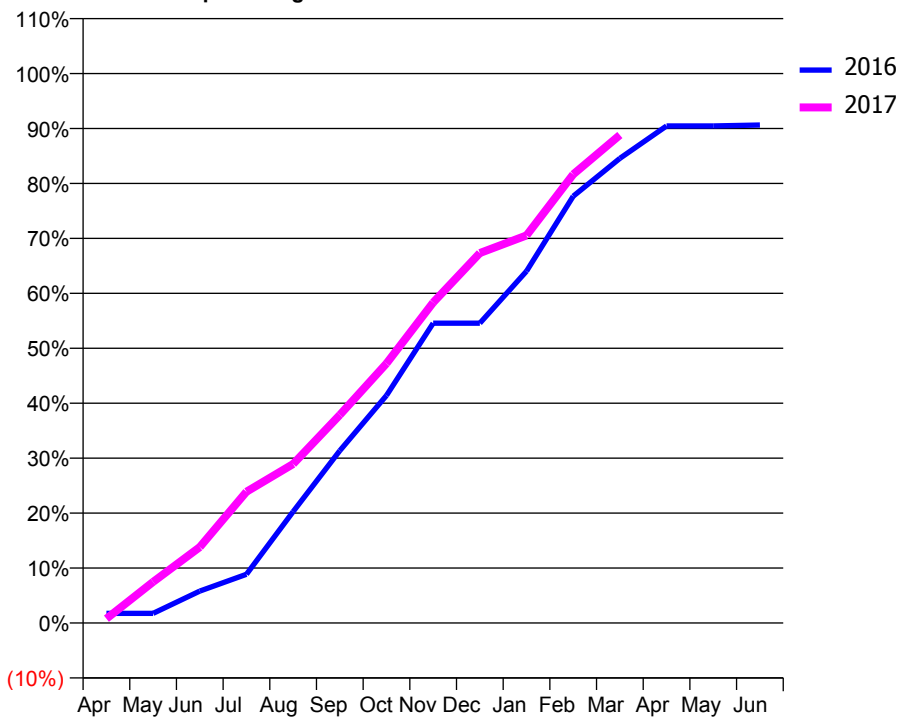
ACCESS*

Patients seen in 24 months	Total	Change since previous quarter
Quarter ending March 2016	3,239	
Quarter ending June 2016	3,299	→
Quarter ending September 2016	3,234	↓
Quarter ending December 2016	3,287	→
Quarter ending March 2017	3,205	↓
Variance since March 2016	(1.0%)	↓



ACTIVITY

Cumulative percentage of contracted UDA delivered 2016 & 2017



Month	Adjusted Scheduled Activity (UDA)	
	2016	2017
April	140	63
May	140	594
June	460	1,095
July	703	1,892
August	1,606	2,291
September	2,483	2,999
October	3,280	3,741
November	4,321	4,620
December	4,321	5,333
January	5,071	5,586
February	6,151	6,467
March	6,697	7,033
April	7,163	
May	7,164	
June	7,177	

QUALITY

	Quantity	Base Number	Contract	LHB	Wales
% of FP17s for the same patient ID Re-attending within 3 months - Children	53	751	7.1%	8.9%	11.3%
% of FP17s for the same patient ID Re-attending within 3 months - Adults	534	2,817	19.0%	15.8%	16.7%
% of FP17s for the same patient ID Re-attending between 3 & 9 months - Children	180	751	24.0%	57.0%	58.0%
% of FP17s for the same patient ID Re-attending between 3 & 9 months - Adults	688	2,817	24.4%	53.2%	53.7%
% of FP17s for Band 1 Urgent Courses	719	3,378	21.3%	9.5%	9.0%
% of FP17s Relating to Free Repair or Replacements	49	3,378	1.5%	0.8%	0.7%
% of FP17s Relating to Continuations	74	3,378	2.2%	0.9%	0.9%
% of Patients satisfied with the dentistry they have received	22	24	91.7%	93.1%	93.9%
% of Patients satisfied with the time they had to wait for an appointment	23	24	95.8%	85.8%	88.4%

* This is based on patients treated on this contract for their most recent course of treatment. Figures in italics indicate the base number of FP17s or Patient Questionnaire responses are less than 100. N/A is shown where the base number of responses is less than 10 during the period. % is calculated as Quantity/Base number*100

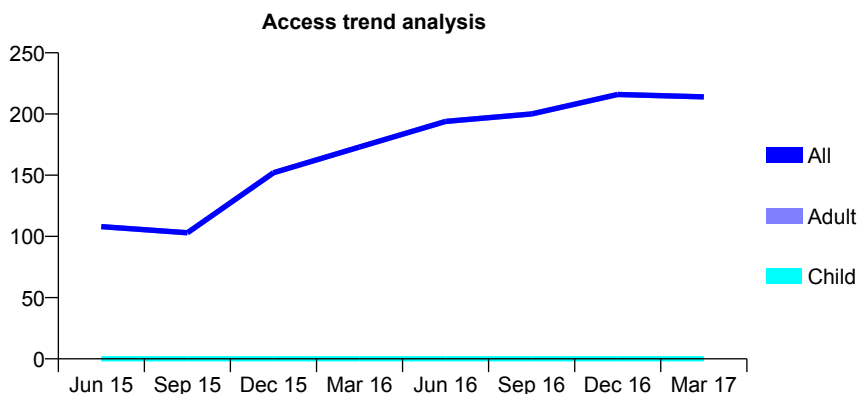
7A6 - Vital Signs At a Glance Contract Report for 680400/0002 - March 2017

Name or company name	MR MA GLADSON
Contract type name	PDS Contract
Purpose of contract	General
Contract start date	01/06/2007
Contract end date	31/03/2020

16/17 Contracted general activity (UDA)	720
Carry forward general activity (UDA)	0
16/17 Contracted orthodontic activity (UOA)	0
Carry forward orthodontic activity (UOA)	0
Baseline contract value	£21,027.69

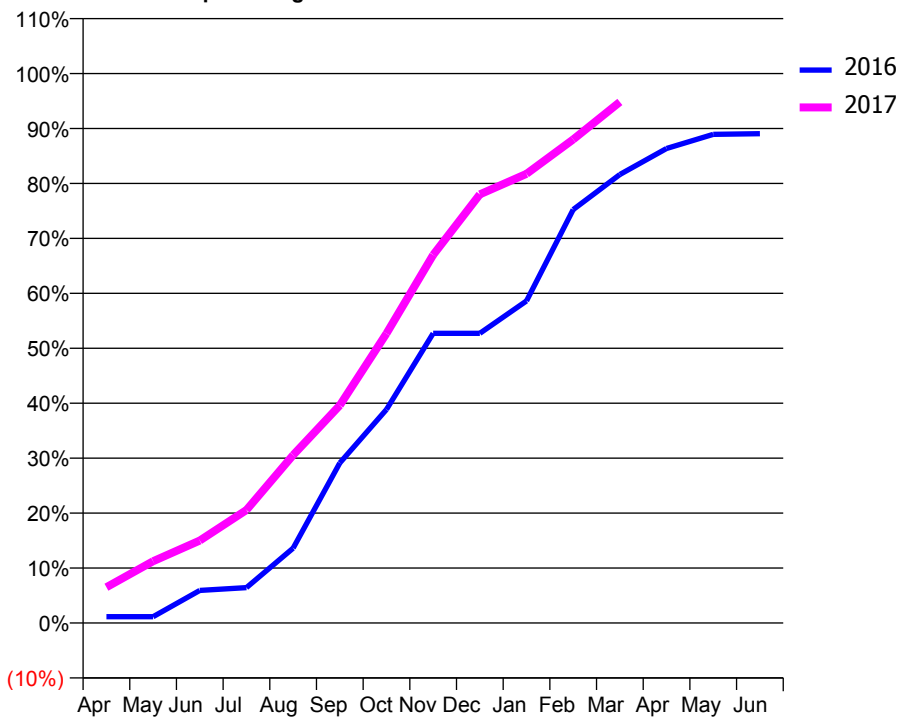
ACCESS*

Patients seen in 24 months	Total	Change since previous quarter
Quarter ending March 2016	173	
Quarter ending June 2016	194	↑
Quarter ending September 2016	200	↑
Quarter ending December 2016	216	↑
Quarter ending March 2017	214	→
Variance since March 2016	23.7%	↑



ACTIVITY

Cumulative percentage of contracted UDA delivered 2016 & 2017



Month	Adjusted Scheduled Activity (UDA)	
	2016	2017
April	9	47
May	9	81
June	46	108
July	50	148
August	106	220
September	227	285
October	303	379
November	411	482
December	411	562
January	457	589
February	587	634
March	637	683
April	674	
May	694	
June	695	

QUALITY

	Quantity	Base Number	Contract	LHB	Wales
% of FP17s for the same patient ID Re-attending within 3 months - Children	0	0	N/A	8.9%	11.3%
% of FP17s for the same patient ID Re-attending within 3 months - Adults	19	156	12.2%	15.8%	16.7%
% of FP17s for the same patient ID Re-attending between 3 & 9 months - Children	0	0	N/A	57.0%	58.0%
% of FP17s for the same patient ID Re-attending between 3 & 9 months - Adults	21	156	13.5%	53.2%	53.7%
% of FP17s for Band 1 Urgent Courses	4	127	3.1%	9.5%	9.0%
% of FP17s Relating to Free Repair or Replacements	0	127	0.0%	0.8%	0.7%
% of FP17s Relating to Continuations	3	127	2.4%	0.9%	0.9%
% of Patients satisfied with the dentistry they have received	0	1	N/A	93.1%	93.9%
% of Patients satisfied with the time they had to wait for an appointment	1	1	N/A	85.8%	88.4%

* This is based on patients treated on this contract for their most recent course of treatment. Figures in italics indicate the base number of FP17s or Patient Questionnaire responses are less than 100. N/A is shown where the base number of responses is less than 10 during the period. % is calculated as Quantity/Base number*100

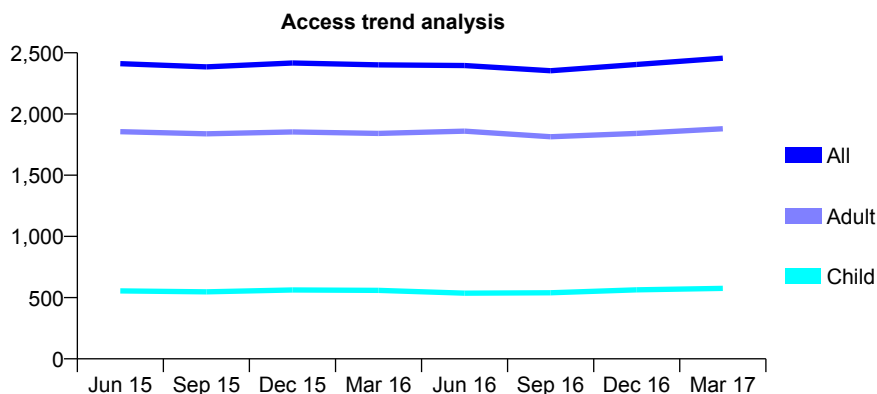
7A6 - Vital Signs At a Glance Contract Report for 729604/0001 - March 2017

Name or company name	MR RE COLLINS
Contract type name	GDS Contract
Purpose of contract	General
Contract start date	01/04/2006
Contract end date	

16/17 Contracted general activity (UDA)	6,819
Carry forward general activity (UDA)	286
16/17 Contracted orthodontic activity (UOA)	0
Carry forward orthodontic activity (UOA)	0
Baseline contract value	£167,690.42

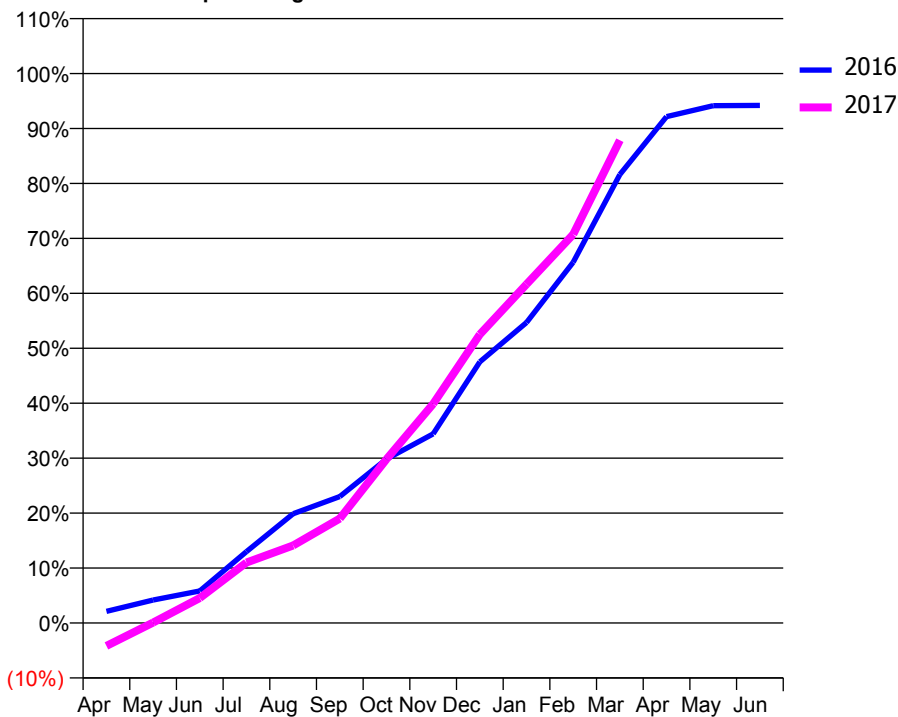
ACCESS*

Patients seen in 24 months	Total	Change since previous quarter
Quarter ending March 2016	2,401	
Quarter ending June 2016	2,396	→
Quarter ending September 2016	2,354	↓
Quarter ending December 2016	2,405	↑
Quarter ending March 2017	2,456	↑
Variance since March 2016	2.3%	↑



ACTIVITY

Cumulative percentage of contracted UDA delivered 2016 & 2017



Adjusted Scheduled Activity (UDA)

Month	2016	2017
April	144	-286
May	286	5
June	397	310
July	885	750
August	1,355	963
September	1,569	1,296
October	2,035	2,033
November	2,348	2,720
December	3,241	3,581
January	3,729	4,204
February	4,478	4,822
March	5,567	5,991
April	6,284	
May	6,420	
June	6,423	

QUALITY

	Quantity	Base Number	Contract	LHB	Wales
% of FP17s for the same patient ID Re-attending within 3 months - Children	16	549	2.9%	8.9%	11.3%
% of FP17s for the same patient ID Re-attending within 3 months - Adults	73	1,823	4.0%	15.8%	16.7%
% of FP17s for the same patient ID Re-attending between 3 & 9 months - Children	120	549	21.9%	57.0%	58.0%
% of FP17s for the same patient ID Re-attending between 3 & 9 months - Adults	642	1,823	35.2%	53.2%	53.7%
% of FP17s for Band 1 Urgent Courses	0	2,084	0.0%	9.5%	9.0%
% of FP17s Relating to Free Repair or Replacements	5	2,084	0.2%	0.8%	0.7%
% of FP17s Relating to Continuations	8	2,084	0.4%	0.9%	0.9%
% of Patients satisfied with the dentistry they have received	4	4	N/A	93.1%	93.9%
% of Patients satisfied with the time they had to wait for an appointment	3	4	N/A	85.8%	88.4%

* This is based on patients treated on this contract for their most recent course of treatment. Figures in italics indicate the base number of FP17s or Patient Questionnaire responses are less than 100. N/A is shown where the base number of responses is less than 10 during the period. % is calculated as Quantity/Base number*100

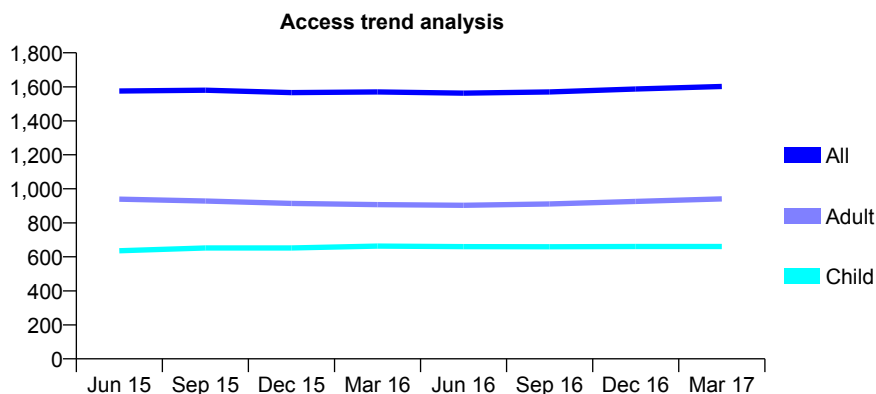
7A6 - Vital Signs At a Glance Contract Report for 738239/0001 - March 2017

Name or company name	Angel Way Dental Care
Contract type name	GDS Contract
Purpose of contract	General
Contract start date	01/04/2006
Contract end date	

16/17 Contracted general activity (UDA)	6,374
Carry forward general activity (UDA)	0
16/17 Contracted orthodontic activity (UOA)	0
Carry forward orthodontic activity (UOA)	0
Baseline contract value	£185,020.54

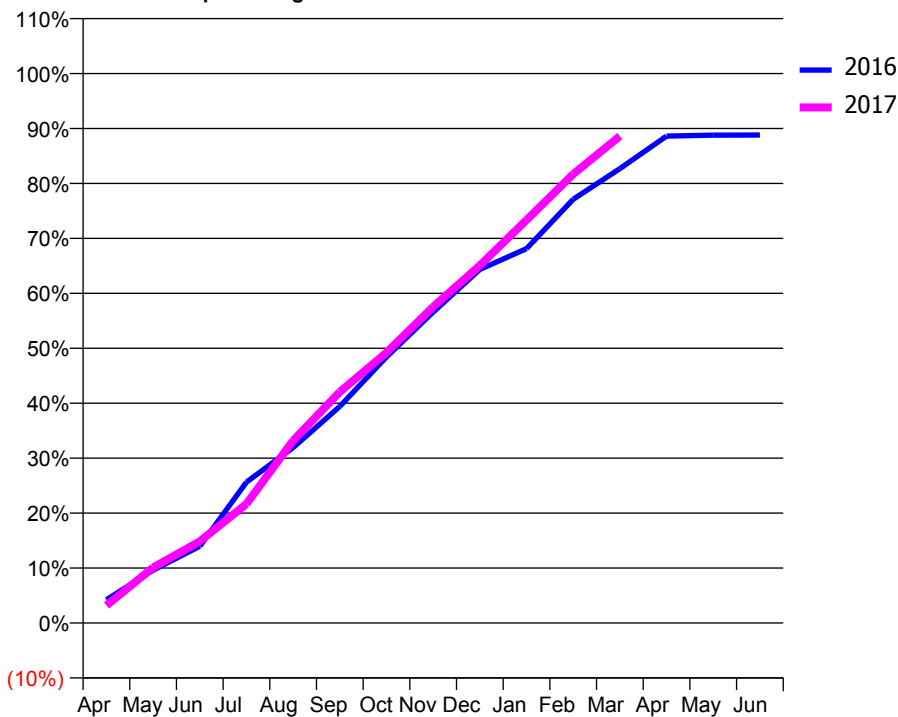
ACCESS*

Patients seen in 24 months	Total	Change since previous quarter
Quarter ending March 2016	1,570	
Quarter ending June 2016	1,563	→
Quarter ending September 2016	1,570	→
Quarter ending December 2016	1,587	→
Quarter ending March 2017	1,602	→
Variance since March 2016	2.0%	↑



ACTIVITY

Cumulative percentage of contracted UDA delivered 2016 & 2017



Month	Adjusted Scheduled Activity (UDA)	
	2016	2017
April	270	203
May	613	645
June	891	947
July	1,634	1,382
August	2,035	2,116
September	2,513	2,681
October	3,087	3,138
November	3,606	3,668
December	4,102	4,148
January	4,343	4,674
February	4,915	5,207
March	5,270	5,648
April	5,648	
May	5,659	
June	5,660	

QUALITY

	Quantity	Base Number	Contract	LHB	Wales
% of FP17s for the same patient ID Re-attending within 3 months - Children	79	849	9.3%	8.9%	11.3%
% of FP17s for the same patient ID Re-attending within 3 months - Adults	219	1,165	18.8%	15.8%	16.7%
% of FP17s for the same patient ID Re-attending between 3 & 9 months - Children	408	849	48.1%	57.0%	58.0%
% of FP17s for the same patient ID Re-attending between 3 & 9 months - Adults	511	1,165	43.9%	53.2%	53.7%
% of FP17s for Band 1 Urgent Courses	8	1,866	0.4%	9.5%	9.0%
% of FP17s Relating to Free Repair or Replacements	0	1,866	0.0%	0.8%	0.7%
% of FP17s Relating to Continuations	0	1,866	0.0%	0.9%	0.9%
% of Patients satisfied with the dentistry they have received	9	10	90.0%	93.1%	93.9%
% of Patients satisfied with the time they had to wait for an appointment	10	10	100.0%	85.8%	88.4%

* This is based on patients treated on this contract for their most recent course of treatment. Figures in italics indicate the base number of FP17s or Patient Questionnaire responses are less than 100. N/A is shown where the base number of responses is less than 10 during the period. % is calculated as Quantity/Base number*100

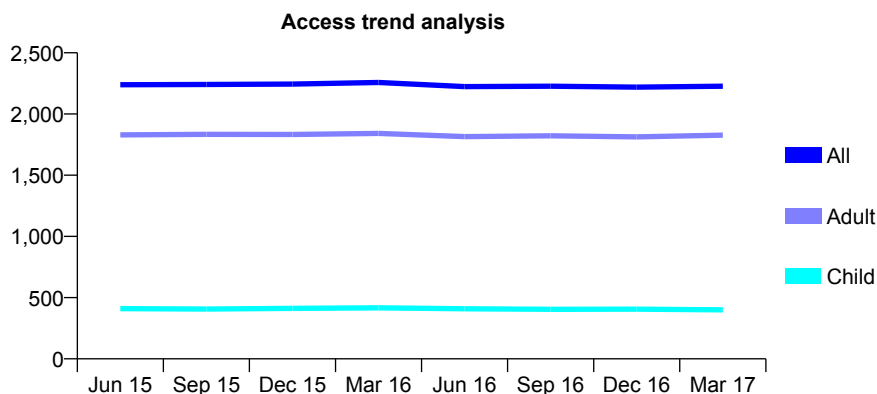
7A6 - Vital Signs At a Glance Contract Report for 742481/0001 - March 2017

Name or company name	MISS J WOODWARD
Contract type name	GDS Contract
Purpose of contract	General
Contract start date	01/04/2006
Contract end date	

16/17 Contracted general activity (UDA)	6,911
Carry forward general activity (UDA)	327
16/17 Contracted orthodontic activity (UOA)	0
Carry forward orthodontic activity (UOA)	0
Baseline contract value	£143,837.62

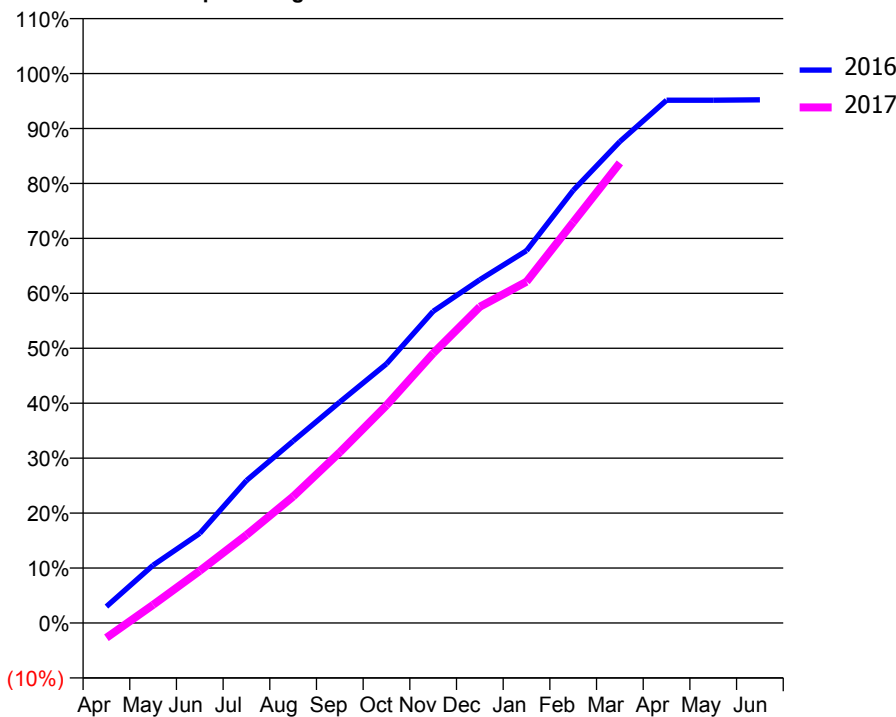
ACCESS*

Patients seen in 24 months	Total	Change since previous quarter
Quarter ending March 2016	2,258	
Quarter ending June 2016	2,224	↓
Quarter ending September 2016	2,227	→
Quarter ending December 2016	2,219	→
Quarter ending March 2017	2,227	→
Variance since March 2016	(1.4%)	↓



ACTIVITY

Cumulative percentage of contracted UDA delivered 2016 & 2017



Month	Adjusted Scheduled Activity (UDA)	
	2016	2017
April	207	-186
May	726	229
June	1,128	657
July	1,792	1,108
August	2,288	1,591
September	2,781	2,148
October	3,259	2,738
November	3,920	3,392
December	4,318	3,976
January	4,683	4,293
February	5,441	5,040
March	6,056	5,787
April	6,576	
May	6,576	
June	6,581	

QUALITY

	Quantity	Base Number	Contract	LHB	Wales
% of FP17s for the same patient ID Re-attending within 3 months - Children	44	601	7.3%	8.9%	11.3%
% of FP17s for the same patient ID Re-attending within 3 months - Adults	354	2,343	15.1%	15.8%	16.7%
% of FP17s for the same patient ID Re-attending between 3 & 9 months - Children	365	601	60.7%	57.0%	58.0%
% of FP17s for the same patient ID Re-attending between 3 & 9 months - Adults	795	2,343	33.9%	53.2%	53.7%
% of FP17s for Band 1 Urgent Courses	210	2,752	7.6%	9.5%	9.0%
% of FP17s Relating to Free Repair or Replacements	23	2,752	0.8%	0.8%	0.7%
% of FP17s Relating to Continuations	64	2,752	2.3%	0.9%	0.9%
% of Patients satisfied with the dentistry they have received	13	13	100.0%	93.1%	93.9%
% of Patients satisfied with the time they had to wait for an appointment	10	13	76.9%	85.8%	88.4%

* This is based on patients treated on this contract for their most recent course of treatment. Figures in italics indicate the base number of FP17s or Patient Questionnaire responses are less than 100. N/A is shown where the base number of responses is less than 10 during the period. % is calculated as Quantity/Base number*100

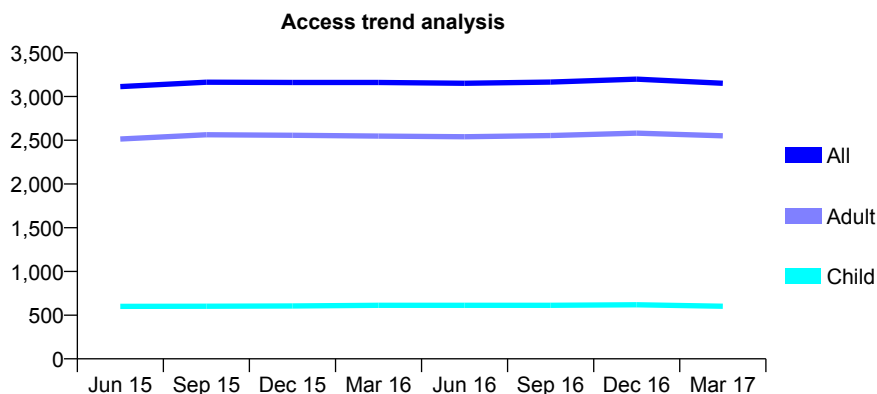
7A6 - Vital Signs At a Glance Contract Report for 767077/0001 - March 2017

Name or company name	MISS N MAHMOOD
Contract type name	GDS Contract
Purpose of contract	General
Contract start date	01/04/2006
Contract end date	

16/17 Contracted general activity (UDA)	10,435
Carry forward general activity (UDA)	-180
16/17 Contracted orthodontic activity (UOA)	0
Carry forward orthodontic activity (UOA)	0
Baseline contract value	£244,073.80

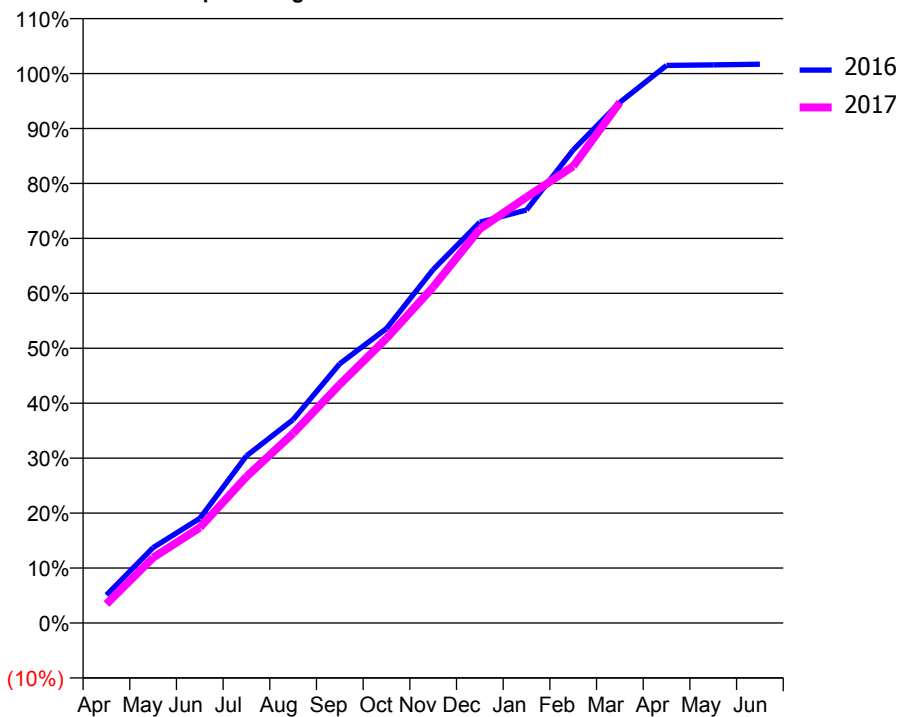
ACCESS*

Patients seen in 24 months	Total	Change since previous quarter
Quarter ending March 2016	3,161	
Quarter ending June 2016	3,152	→
Quarter ending September 2016	3,165	→
Quarter ending December 2016	3,199	→
Quarter ending March 2017	3,152	↓
Variance since March 2016	(0.3%)	→



ACTIVITY

Cumulative percentage of contracted UDA delivered 2016 & 2017



Month	Adjusted Scheduled Activity (UDA)	
	2016	2017
April	531	360
May	1,433	1,242
June	1,987	1,811
July	3,174	2,780
August	3,862	3,603
September	4,923	4,531
October	5,593	5,404
November	6,713	6,380
December	7,610	7,484
January	7,843	8,086
February	8,982	8,674
March	9,887	9,888
April	10,588	
May	10,598	
June	10,611	

QUALITY

	Quantity	Base Number	Contract	LHB	Wales
% of FP17s for the same patient ID Re-attending within 3 months - Children	41	985	4.2%	8.9%	11.3%
% of FP17s for the same patient ID Re-attending within 3 months - Adults	345	4,151	8.3%	15.8%	16.7%
% of FP17s for the same patient ID Re-attending between 3 & 9 months - Children	695	985	70.6%	57.0%	58.0%
% of FP17s for the same patient ID Re-attending between 3 & 9 months - Adults	2,840	4,151	68.4%	53.2%	53.7%
% of FP17s for Band 1 Urgent Courses	260	4,822	5.4%	9.5%	9.0%
% of FP17s Relating to Free Repair or Replacements	24	4,822	0.5%	0.8%	0.7%
% of FP17s Relating to Continuations	31	4,822	0.6%	0.9%	0.9%
% of Patients satisfied with the dentistry they have received	24	25	96.0%	93.1%	93.9%
% of Patients satisfied with the time they had to wait for an appointment	19	25	76.0%	85.8%	88.4%

* This is based on patients treated on this contract for their most recent course of treatment. Figures in italics indicate the base number of FP17s or Patient Questionnaire responses are less than 100. N/A is shown where the base number of responses is less than 10 during the period. % is calculated as Quantity/Base number*100

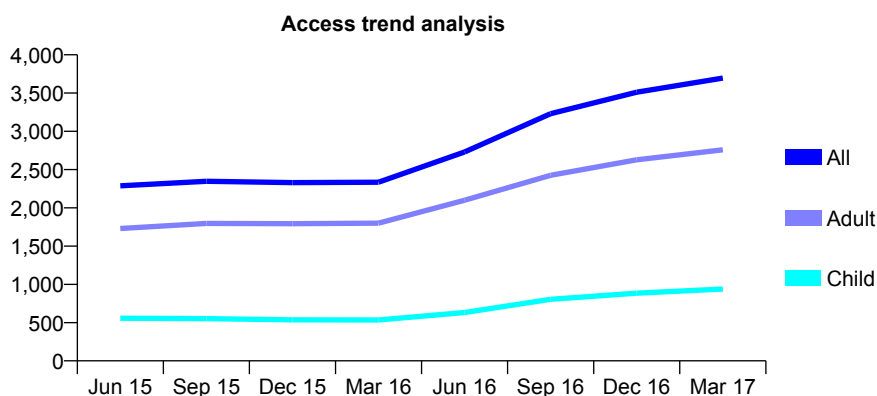
7A6 - Vital Signs At a Glance Contract Report for 782572/0001 - March 2017

Name or company name	MR JD COOK
Contract type name	GDS Contract
Purpose of contract	General
Contract start date	01/08/2010
Contract end date	

16/17 Contracted general activity (UDA)	13,868
Carry forward general activity (UDA)	-527
16/17 Contracted orthodontic activity (UOA)	0
Carry forward orthodontic activity (UOA)	0
Baseline contract value	£294,817.37

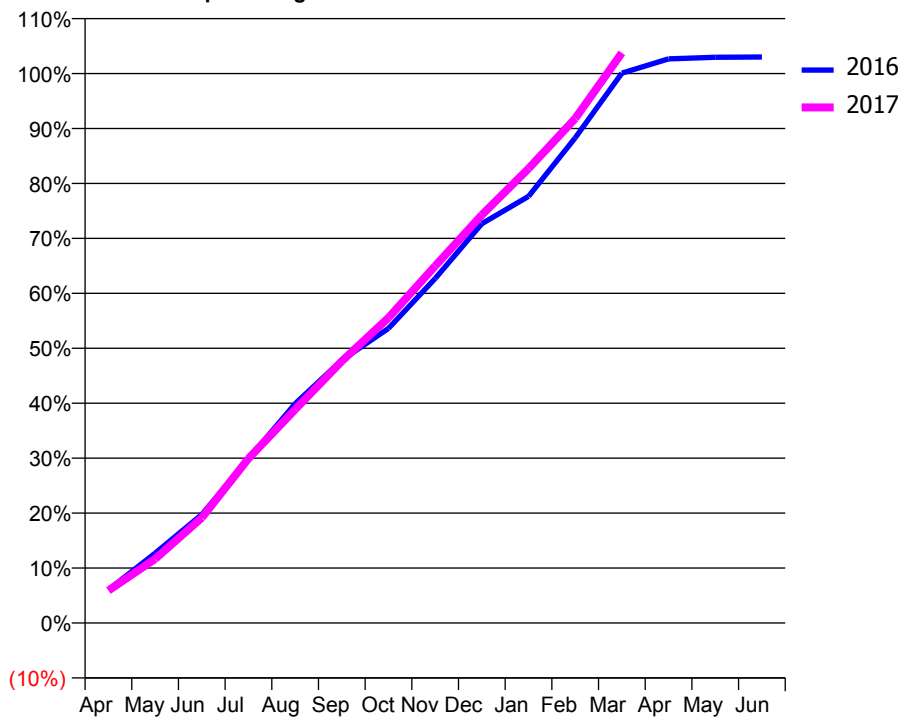
ACCESS*

Patients seen in 24 months	Total	Change since previous quarter
Quarter ending March 2016	2,334	
Quarter ending June 2016	2,731	↑
Quarter ending September 2016	3,230	↑
Quarter ending December 2016	3,511	↑
Quarter ending March 2017	3,696	↑
Variance since March 2016	58.4%	↑



ACTIVITY

Cumulative percentage of contracted UDA delivered 2016 & 2017



Month	Adjusted Scheduled Activity (UDA)	
	2016	2017
April	538	820
May	1,126	1,616
June	1,751	2,656
July	2,651	4,152
August	3,538	5,389
September	4,243	6,607
October	4,754	7,705
November	5,559	9,012
December	6,445	10,301
January	6,886	11,467
February	7,831	12,734
March	8,874	14,387
April	9,103	
May	9,130	
June	9,133	

QUALITY

	Quantity	Base Number	Contract	LHB	Wales
% of FP17s for the same patient ID Re-attending within 3 months - Children	170	1,772	9.6%	8.9%	11.3%
% of FP17s for the same patient ID Re-attending within 3 months - Adults	750	4,805	15.6%	15.8%	16.7%
% of FP17s for the same patient ID Re-attending between 3 & 9 months - Children	906	1,772	51.1%	57.0%	58.0%
% of FP17s for the same patient ID Re-attending between 3 & 9 months - Adults	2,264	4,805	47.1%	53.2%	53.7%
% of FP17s for Band 1 Urgent Courses	731	6,459	11.3%	9.5%	9.0%
% of FP17s Relating to Free Repair or Replacements	39	6,459	0.6%	0.8%	0.7%
% of FP17s Relating to Continuations	76	6,459	1.2%	0.9%	0.9%
% of Patients satisfied with the dentistry they have received	25	25	100.0%	93.1%	93.9%
% of Patients satisfied with the time they had to wait for an appointment	25	25	100.0%	85.8%	88.4%

* This is based on patients treated on this contract for their most recent course of treatment. Figures in italics indicate the base number of FP17s or Patient Questionnaire responses are less than 100. N/A is shown where the base number of responses is less than 10 during the period. % is calculated as Quantity/Base number*100

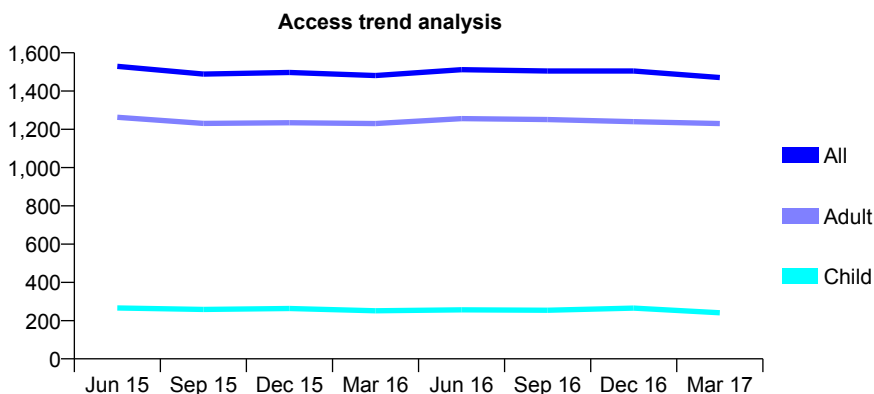
7A6 - Vital Signs At a Glance Contract Report for 801933/0002 - March 2017

Name or company name	MR LH RICH
Contract type name	GDS Contract
Purpose of contract	General
Contract start date	06/05/2013
Contract end date	

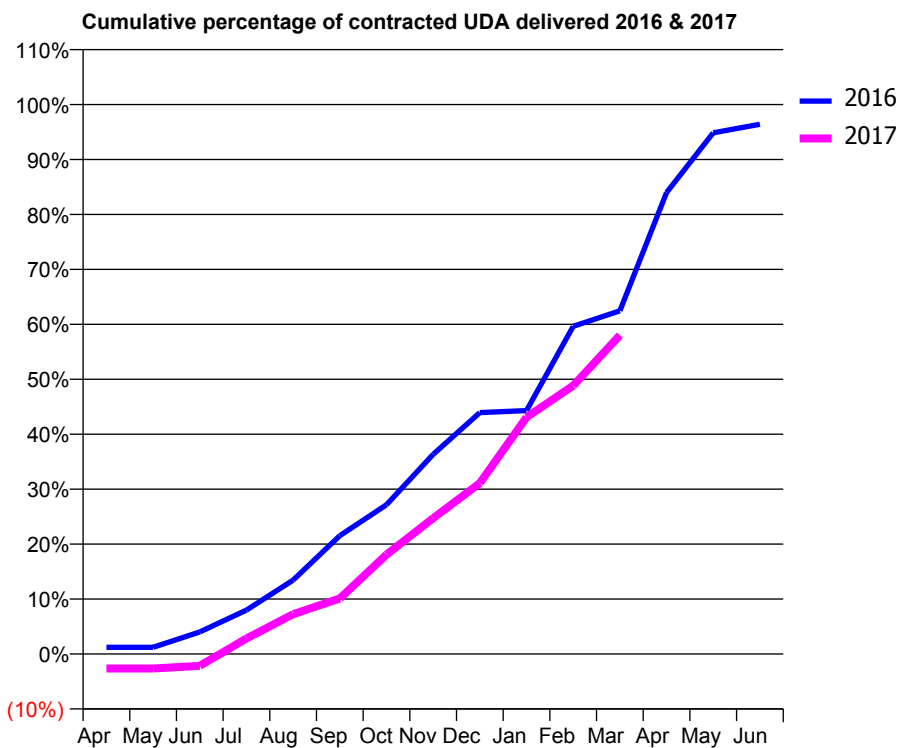
16/17 Contracted general activity (UDA)	4,550
Carry forward general activity (UDA)	121
16/17 Contracted orthodontic activity (UOA)	0
Carry forward orthodontic activity (UOA)	0
Baseline contract value	£98,541.18

ACCESS*

Patients seen in 24 months	Total	Change since previous quarter
Quarter ending March 2016	1,481	
Quarter ending June 2016	1,512	↑
Quarter ending September 2016	1,505	→
Quarter ending December 2016	1,505	→
Quarter ending March 2017	1,471	↓
Variance since March 2016	(0.7%)	→



ACTIVITY



Month	Adjusted Scheduled Activity (UDA)	
	2016	2017
April	56	-121
May	56	-121
June	182	-99
July	364	128
August	612	329
September	979	460
October	1,236	824
November	1,653	1,125
December	2,000	1,415
January	2,016	1,961
February	2,713	2,223
March	2,842	2,640
April	3,821	
May	4,316	
June	4,386	

QUALITY

	Quantity	Base Number	Contract	LHB	Wales
% of FP17s for the same patient ID Re-attending within 3 months - Children	12	284	4.2%	8.9%	11.3%
% of FP17s for the same patient ID Re-attending within 3 months - Adults	162	1,471	11.0%	15.8%	16.7%
% of FP17s for the same patient ID Re-attending between 3 & 9 months - Children	87	284	30.6%	57.0%	58.0%
% of FP17s for the same patient ID Re-attending between 3 & 9 months - Adults	603	1,471	41.0%	53.2%	53.7%
% of FP17s for Band 1 Urgent Courses	2	1,213	0.2%	9.5%	9.0%
% of FP17s Relating to Free Repair or Replacements	20	1,213	1.6%	0.8%	0.7%
% of FP17s Relating to Continuations	0	1,213	0.0%	0.9%	0.9%
% of Patients satisfied with the dentistry they have received	9	10	90.0%	93.1%	93.9%
% of Patients satisfied with the time they had to wait for an appointment	6	10	60.0%	85.8%	88.4%

* This is based on patients treated on this contract for their most recent course of treatment. Figures in italics indicate the base number of FP17s or Patient Questionnaire responses are less than 100. N/A is shown where the base number of responses is less than 10 during the period. % is calculated as Quantity/Base number*100

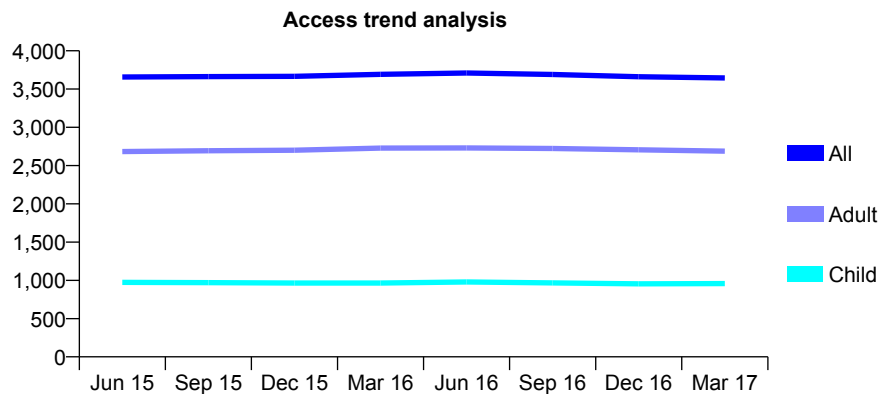
7A6 - Vital Signs At a Glance Contract Report for 919896/0001 - March 2017

Name or company name	MR DW EDWARDS
Contract type name	GDS Contract
Purpose of contract	General
Contract start date	01/04/2006
Contract end date	

16/17 Contracted general activity (UDA)	11,339
Carry forward general activity (UDA)	0
16/17 Contracted orthodontic activity (UOA)	0
Carry forward orthodontic activity (UOA)	0
Baseline contract value	£257,540.44

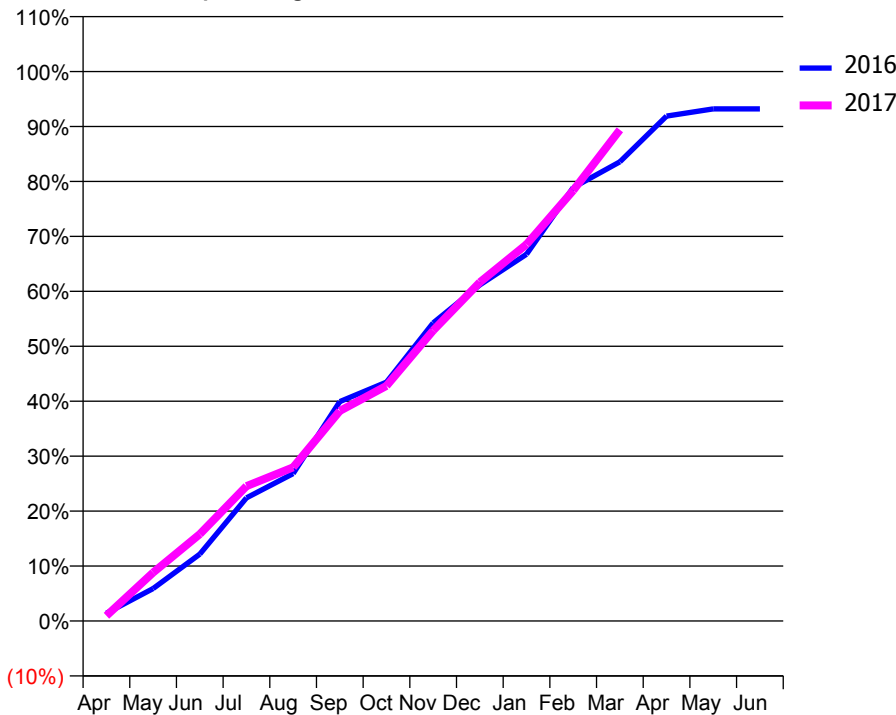
ACCESS*

Patients seen in 24 months	Total	Change since previous quarter
Quarter ending March 2016	3,693	
Quarter ending June 2016	3,709	→
Quarter ending September 2016	3,691	→
Quarter ending December 2016	3,661	→
Quarter ending March 2017	3,646	→
Variance since March 2016	(1.3%)	↓



ACTIVITY

Cumulative percentage of contracted UDA delivered 2016 & 2017



Month	Adjusted Scheduled Activity (UDA)	
	2016	2017
April	167	110
May	690	1,001
June	1,422	1,794
July	2,621	2,782
August	3,135	3,172
September	4,668	4,336
October	5,082	4,854
November	6,340	5,995
December	7,149	6,990
January	7,802	7,772
February	9,220	8,883
March	9,770	10,136
April	10,741	
May	10,893	
June	10,893	

QUALITY

	Quantity	Base Number	Contract	LHB	Wales
% of FP17s for the same patient ID Re-attending within 3 months - Children	100	1,634	6.1%	8.9%	11.3%
% of FP17s for the same patient ID Re-attending within 3 months - Adults	590	4,346	13.6%	15.8%	16.7%
% of FP17s for the same patient ID Re-attending between 3 & 9 months - Children	1,033	1,634	63.2%	57.0%	58.0%
% of FP17s for the same patient ID Re-attending between 3 & 9 months - Adults	2,305	4,346	53.0%	53.2%	53.7%
% of FP17s for Band 1 Urgent Courses	390	5,452	7.2%	9.5%	9.0%
% of FP17s Relating to Free Repair or Replacements	32	5,452	0.6%	0.8%	0.7%
% of FP17s Relating to Continuations	63	5,452	1.2%	0.9%	0.9%
% of Patients satisfied with the dentistry they have received	17	17	100.0%	93.1%	93.9%
% of Patients satisfied with the time they had to wait for an appointment	15	17	88.2%	85.8%	88.4%

* This is based on patients treated on this contract for their most recent course of treatment. Figures in italics indicate the base number of FP17s or Patient Questionnaire responses are less than 100. N/A is shown where the base number of responses is less than 10 during the period. % is calculated as Quantity/Base number*100

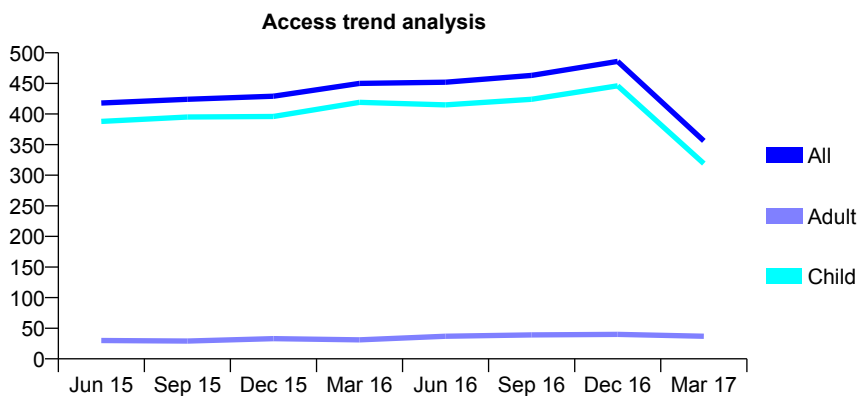
7A6 - Vital Signs At a Glance Contract Report for 929018/0001 - March 2017

Name or company name	Skyrunner Limited
Contract type name	GDS Contract
Purpose of contract	General
Contract start date	01/04/2006
Contract end date	

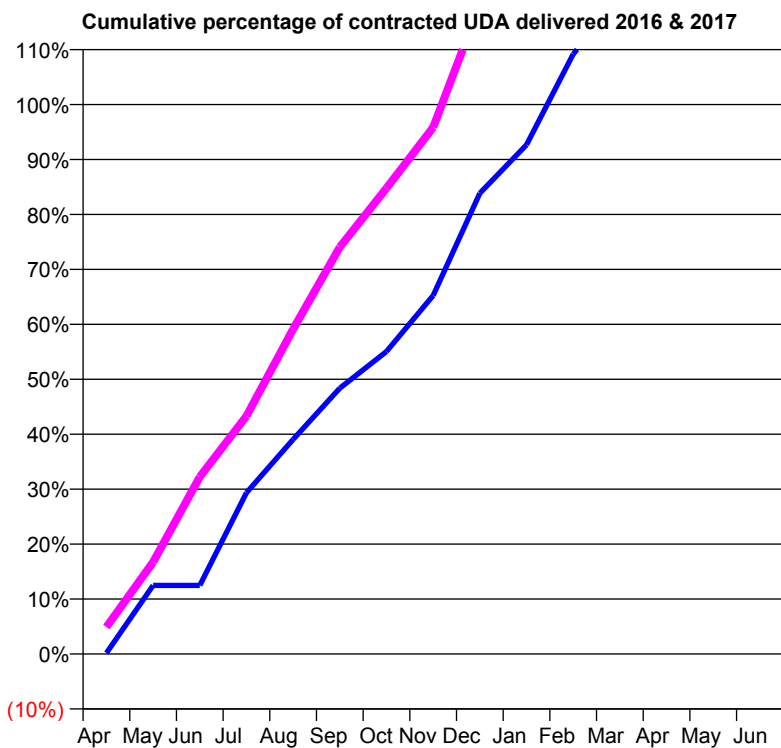
16/17 Contracted general activity (UDA)	569
Carry forward general activity (UDA)	-28
16/17 Contracted orthodontic activity (UOA)	0
Carry forward orthodontic activity (UOA)	0
Baseline contract value	£18,663.14

ACCESS*

Patients seen in 24 months	Total	Change since previous quarter
Quarter ending March 2016	450	
Quarter ending June 2016	452	→
Quarter ending September 2016	463	↑
Quarter ending December 2016	486	↑
Quarter ending March 2017	356	↓
Variance since March 2016	(20.9%)	↓



ACTIVITY



Month	Adjusted Scheduled Activity (UDA)	
	2016	2017
April	1	28
May	71	95
June	71	183
July	167	246
August	222	336
September	275	421
October	313	482
November	371	545
December	477	672
January	527	764
February	621	769
March	679	776
April	723	
May	726	
June	727	

QUALITY

	Quantity	Base Number	Contract	LHB	Wales
% of FP17s for the same patient ID Re-attending within 3 months - Children	33	636	5.2%	8.9%	11.3%
% of FP17s for the same patient ID Re-attending within 3 months - Adults	0	13	0.0%	15.8%	16.7%
% of FP17s for the same patient ID Re-attending between 3 & 9 months - Children	415	636	65.3%	57.0%	58.0%
% of FP17s for the same patient ID Re-attending between 3 & 9 months - Adults	7	13	53.8%	53.2%	53.7%
% of FP17s for Band 1 Urgent Courses	10	606	1.7%	9.5%	9.0%
% of FP17s Relating to Free Repair or Replacements	0	606	0.0%	0.8%	0.7%
% of FP17s Relating to Continuations	0	606	0.0%	0.9%	0.9%
% of Patients satisfied with the dentistry they have received	0	0	N/A	93.1%	93.9%
% of Patients satisfied with the time they had to wait for an appointment	0	0	N/A	85.8%	88.4%

* This is based on patients treated on this contract for their most recent course of treatment. Figures in italics indicate the base number of FP17s or Patient Questionnaire responses are less than 100. N/A is shown where the base number of responses is less than 10 during the period. % is calculated as Quantity/Base number*100

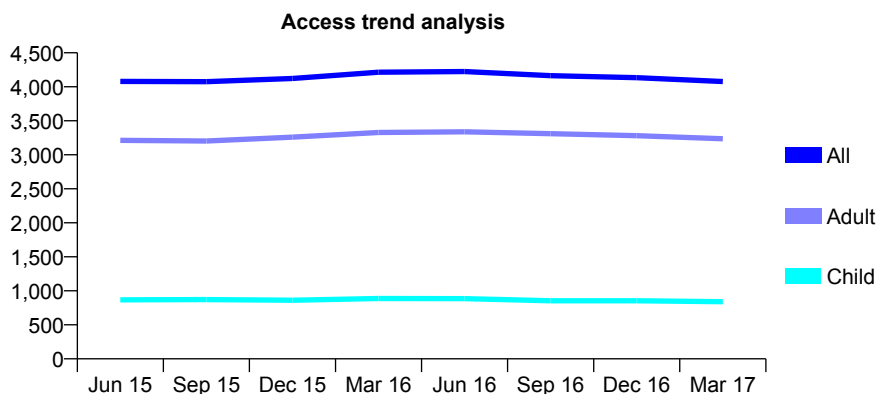
7A6 - Vital Signs At a Glance Contract Report for 952346/0001 - March 2017

Name or company name	MISS MH STANTON
Contract type name	GDS Contract
Purpose of contract	General
Contract start date	01/04/2006
Contract end date	

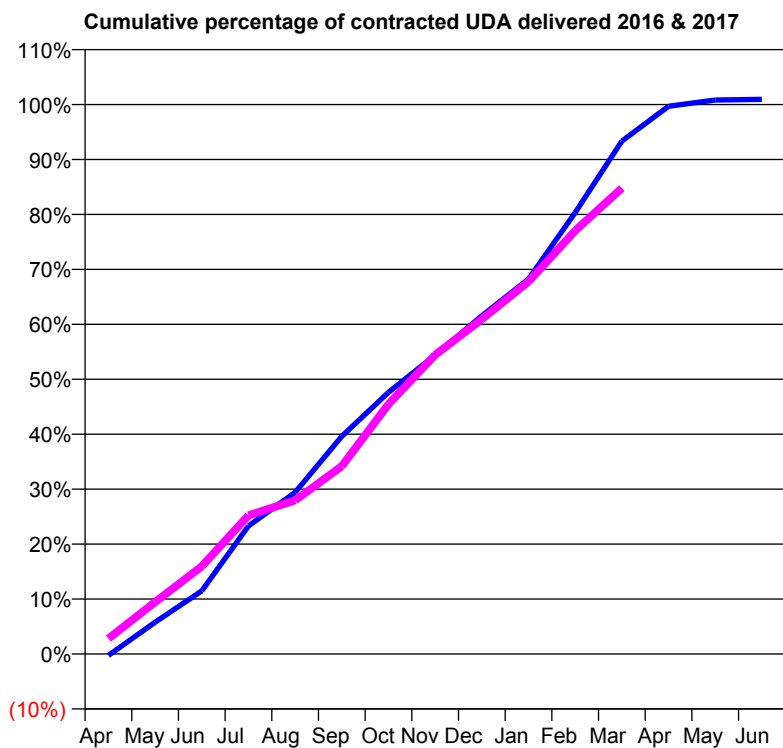
16/17 Contracted general activity (UDA)	14,876
Carry forward general activity (UDA)	-296
16/17 Contracted orthodontic activity (UOA)	0
Carry forward orthodontic activity (UOA)	0
Baseline contract value	£437,136.37

ACCESS*

Patients seen in 24 months	Total	Change since previous quarter
Quarter ending March 2016	4,215	
Quarter ending June 2016	4,224	→
Quarter ending September 2016	4,164	↓
Quarter ending December 2016	4,135	→
Quarter ending March 2017	4,077	↓
Variance since March 2016	(3.3%)	↓



ACTIVITY



Month	Adjusted Scheduled Activity (UDA)	
	2016	2017
April	-42	418
May	860	1,404
June	1,709	2,374
July	3,468	3,753
August	4,378	4,160
September	5,893	5,086
October	7,086	6,763
November	8,091	8,100
December	9,156	9,062
January	10,150	10,082
February	11,952	11,458
March	13,885	12,612
April	14,827	
May	14,998	
June	15,014	

QUALITY

	Quantity	Base Number	Contract	LHB	Wales
% of FP17s for the same patient ID Re-attending within 3 months - Children	111	1,211	9.2%	8.9%	11.3%
% of FP17s for the same patient ID Re-attending within 3 months - Adults	966	5,053	19.1%	15.8%	16.7%
% of FP17s for the same patient ID Re-attending between 3 & 9 months - Children	769	1,211	63.5%	57.0%	58.0%
% of FP17s for the same patient ID Re-attending between 3 & 9 months - Adults	2,884	5,053	57.1%	53.2%	53.7%
% of FP17s for Band 1 Urgent Courses	574	5,886	9.8%	9.5%	9.0%
% of FP17s Relating to Free Repair or Replacements	79	5,886	1.3%	0.8%	0.7%
% of FP17s Relating to Continuations	72	5,886	1.2%	0.9%	0.9%
% of Patients satisfied with the dentistry they have received	46	51	90.2%	93.1%	93.9%
% of Patients satisfied with the time they had to wait for an appointment	47	51	92.2%	85.8%	88.4%

* This is based on patients treated on this contract for their most recent course of treatment. Figures in italics indicate the base number of FP17s or Patient Questionnaire responses are less than 100. N/A is shown where the base number of responses is less than 10 during the period. % is calculated as Quantity/Base number*100

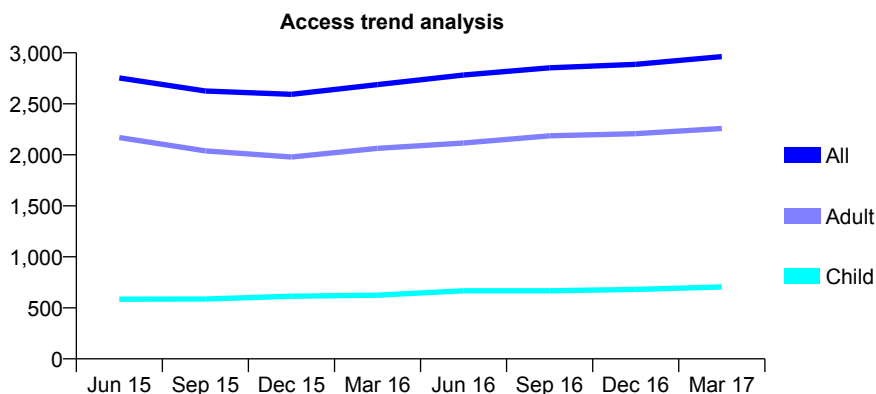
7A6 - Vital Signs At a Glance Contract Report for 965332/0001 - March 2017

Name or company name	MISS L CASTALDI
Contract type name	GDS Contract
Purpose of contract	General
Contract start date	01/04/2011
Contract end date	

16/17 Contracted general activity (UDA)	10,011
Carry forward general activity (UDA)	575
16/17 Contracted orthodontic activity (UOA)	0
Carry forward orthodontic activity (UOA)	0
Baseline contract value	£240,134.76

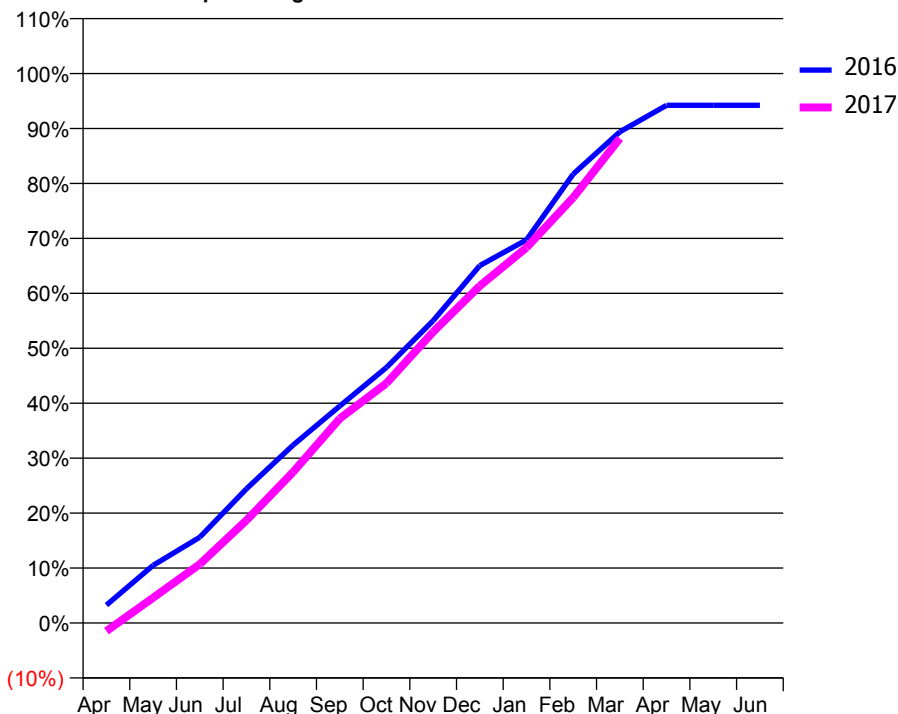
ACCESS*

Patients seen in 24 months	Total	Change since previous quarter
Quarter ending March 2016	2,688	
Quarter ending June 2016	2,783	↑
Quarter ending September 2016	2,853	↑
Quarter ending December 2016	2,887	→
Quarter ending March 2017	2,963	↑
Variance since March 2016	10.2%	↑



ACTIVITY

Cumulative percentage of contracted UDA delivered 2016 & 2017



Month	Adjusted Scheduled Activity (UDA)	
	2016	2017
April	326	-148
May	1,051	460
June	1,562	1,073
July	2,444	1,873
August	3,241	2,752
September	3,955	3,726
October	4,655	4,369
November	5,509	5,303
December	6,512	6,142
January	6,982	6,839
February	8,178	7,751
March	8,949	8,828
April	9,432	
May	9,431	
June	9,431	

QUALITY

	Quantity	Base Number	Contract	LHB	Wales
% of FP17s for the same patient ID Re-attending within 3 months - Children	130	1,289	10.1%	8.9%	11.3%
% of FP17s for the same patient ID Re-attending within 3 months - Adults	520	3,794	13.7%	15.8%	16.7%
% of FP17s for the same patient ID Re-attending between 3 & 9 months - Children	887	1,289	68.8%	57.0%	58.0%
% of FP17s for the same patient ID Re-attending between 3 & 9 months - Adults	2,426	3,794	63.9%	53.2%	53.7%
% of FP17s for Band 1 Urgent Courses	652	4,825	13.5%	9.5%	9.0%
% of FP17s Relating to Free Repair or Replacements	41	4,825	0.8%	0.8%	0.7%
% of FP17s Relating to Continuations	25	4,825	0.5%	0.9%	0.9%
% of Patients satisfied with the dentistry they have received	9	9	N/A	93.1%	93.9%
% of Patients satisfied with the time they had to wait for an appointment	8	9	N/A	85.8%	88.4%

* This is based on patients treated on this contract for their most recent course of treatment. Figures in italics indicate the base number of FP17s or Patient Questionnaire responses are less than 100. N/A is shown where the base number of responses is less than 10 during the period. % is calculated as Quantity/Base number*100

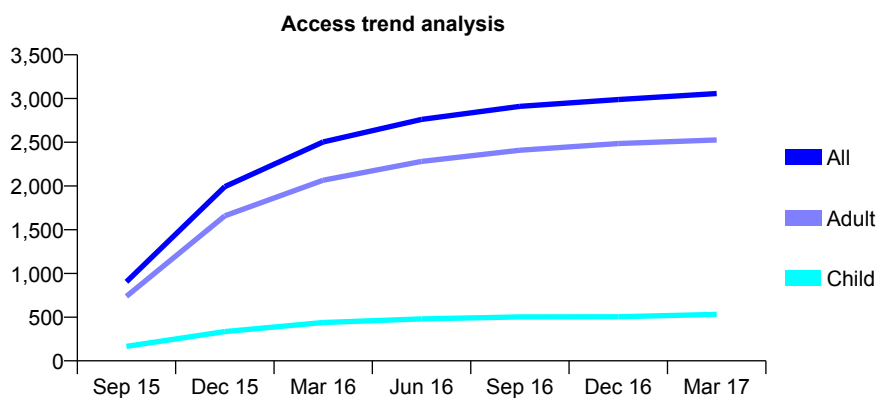
7A6 - Vital Signs At a Glance Contract Report for 972665/0001 - March 2017

Name or company name	MR AW BALE
Contract type name	GDS Contract
Purpose of contract	General
Contract start date	01/07/2015
Contract end date	

16/17 Contracted general activity (UDA)	10,765
Carry forward general activity (UDA)	-272
16/17 Contracted orthodontic activity (UOA)	0
Carry forward orthodontic activity (UOA)	0
Baseline contract value	£248,892.41

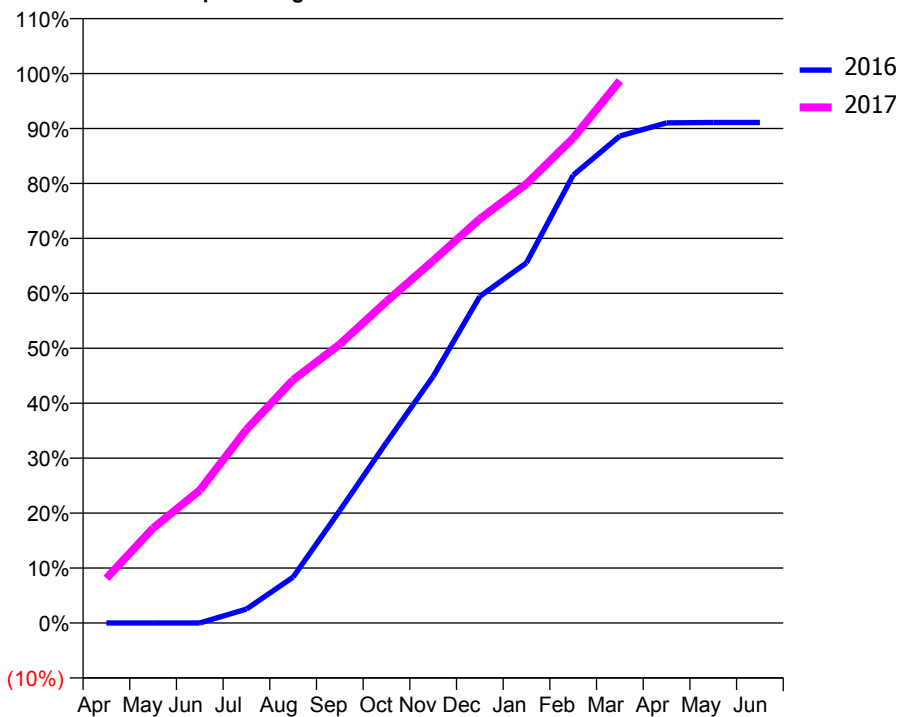
ACCESS*

Patients seen in 24 months	Total	Change since previous quarter
Quarter ending March 2016	2,504	
Quarter ending June 2016	2,761	↑
Quarter ending September 2016	2,911	↑
Quarter ending December 2016	2,989	↑
Quarter ending March 2017	3,057	↑
Variance since March 2016	22.1%	↑



ACTIVITY

Cumulative percentage of contracted UDA delivered 2016 & 2017



Month	Adjusted Scheduled Activity (UDA)	
	2016	2017
April	0	877
May	0	1,860
June	0	2,601
July	197	3,788
August	650	4,763
September	1,590	5,461
October	2,553	6,299
November	3,486	7,099
December	4,616	7,916
January	5,091	8,604
February	6,330	9,501
March	6,884	10,624
April	7,069	
May	7,073	
June	7,073	

QUALITY

	Quantity	Base Number	Contract	LHB	Wales
% of FP17s for the same patient ID Re-attending within 3 months - Children	60	880	6.8%	8.9%	11.3%
% of FP17s for the same patient ID Re-attending within 3 months - Adults	388	4,292	9.0%	15.8%	16.7%
% of FP17s for the same patient ID Re-attending between 3 & 9 months - Children	594	880	67.5%	57.0%	58.0%
% of FP17s for the same patient ID Re-attending between 3 & 9 months - Adults	2,975	4,292	69.3%	53.2%	53.7%
% of FP17s for Band 1 Urgent Courses	303	5,064	6.0%	9.5%	9.0%
% of FP17s Relating to Free Repair or Replacements	47	5,064	0.9%	0.8%	0.7%
% of FP17s Relating to Continuations	38	5,064	0.8%	0.9%	0.9%
% of Patients satisfied with the dentistry they have received	9	9	N/A	93.1%	93.9%
% of Patients satisfied with the time they had to wait for an appointment	9	9	N/A	85.8%	88.4%

* This is based on patients treated on this contract for their most recent course of treatment. Figures in italics indicate the base number of FP17s or Patient Questionnaire responses are less than 100. N/A is shown where the base number of responses is less than 10 during the period. % is calculated as Quantity/Base number*100

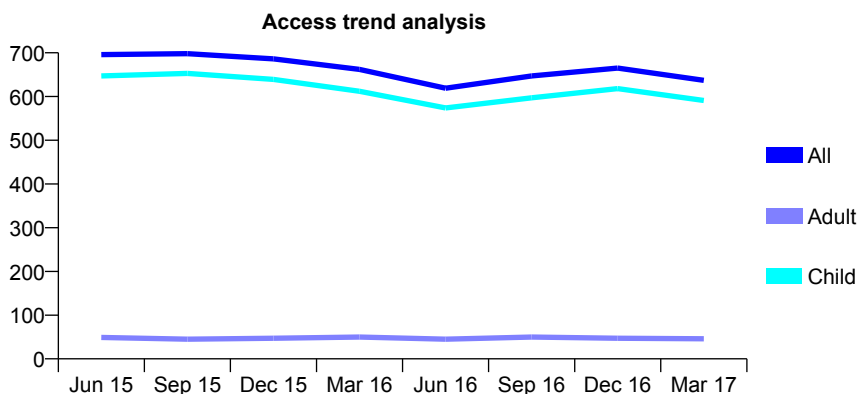
7A6 - Vital Signs At a Glance Contract Report for 980625/0001 - March 2017

Name or company name	MR PJ EVANS
Contract type name	GDS Contract
Purpose of contract	General
Contract start date	01/04/2006
Contract end date	

16/17 Contracted general activity (UDA)	1,756
Carry forward general activity (UDA)	-49
16/17 Contracted orthodontic activity (UOA)	0
Carry forward orthodontic activity (UOA)	0
Baseline contract value	£47,050.73

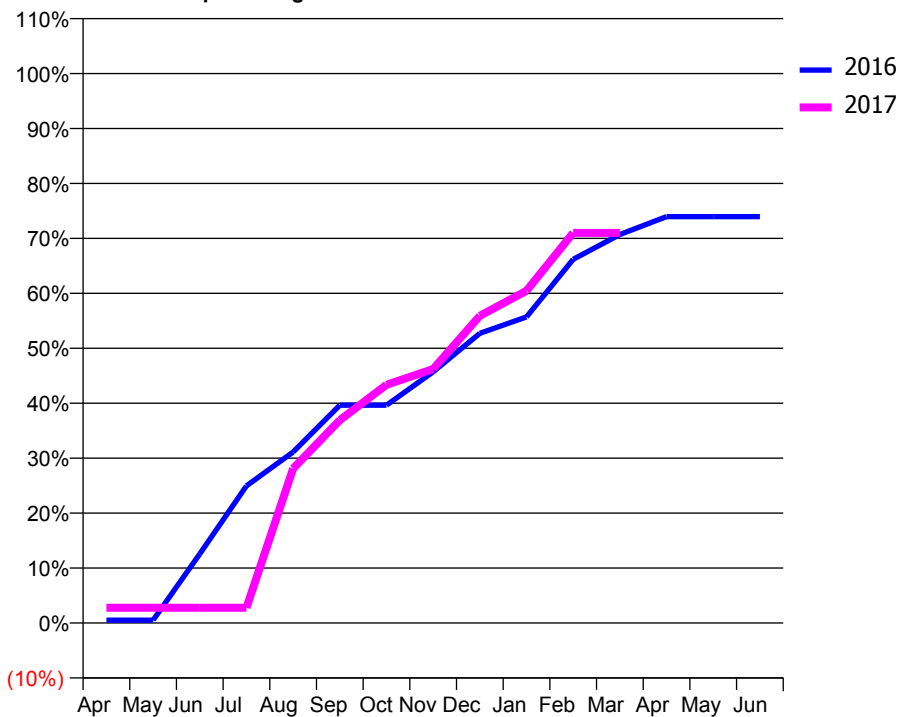
ACCESS*

Patients seen in 24 months	Total	Change since previous quarter
Quarter ending March 2016	662	
Quarter ending June 2016	619	↓
Quarter ending September 2016	647	↑
Quarter ending December 2016	665	↑
Quarter ending March 2017	637	↓
Variance since March 2016	(3.8%)	↓



ACTIVITY

Cumulative percentage of contracted UDA delivered 2016 & 2017



Month	Adjusted Scheduled Activity (UDA)	
	2016	2017
April	9	49
May	9	49
June	221	49
July	438	49
August	546	494
September	696	648
October	696	761
November	802	811
December	926	982
January	978	1,062
February	1,162	1,247
March	1,242	1,247
April	1,299	
May	1,299	
June	1,299	

QUALITY

	Quantity	Base Number	Contract	LHB	Wales
% of FP17s for the same patient ID Re-attending within 3 months - Children	38	886	4.3%	8.9%	11.3%
% of FP17s for the same patient ID Re-attending within 3 months - Adults	0	2	0.0%	15.8%	16.7%
% of FP17s for the same patient ID Re-attending between 3 & 9 months - Children	577	886	65.1%	57.0%	58.0%
% of FP17s for the same patient ID Re-attending between 3 & 9 months - Adults	0	2	0.0%	53.2%	53.7%
% of FP17s for Band 1 Urgent Courses	9	847	1.1%	9.5%	9.0%
% of FP17s Relating to Free Repair or Replacements	0	847	0.0%	0.8%	0.7%
% of FP17s Relating to Continuations	10	847	1.2%	0.9%	0.9%
% of Patients satisfied with the dentistry they have received	0	0	N/A	93.1%	93.9%
% of Patients satisfied with the time they had to wait for an appointment	0	0	N/A	85.8%	88.4%

* This is based on patients treated on this contract for their most recent course of treatment. Figures in italics indicate the base number of FP17s or Patient Questionnaire responses are less than 100. N/A is shown where the base number of responses is less than 10 during the period. % is calculated as Quantity/Base number*100

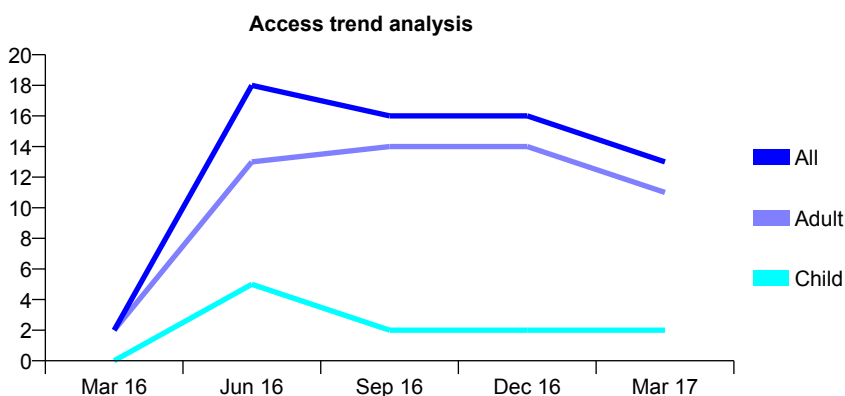
7A7 - Vital Signs At a Glance Contract Report for 100015/0000 - March 2017

Name or company name	AGS & P Powell-Main
Contract type name	PDS Contract
Purpose of contract	General
Contract start date	12/01/2016
Contract end date	30/05/2016

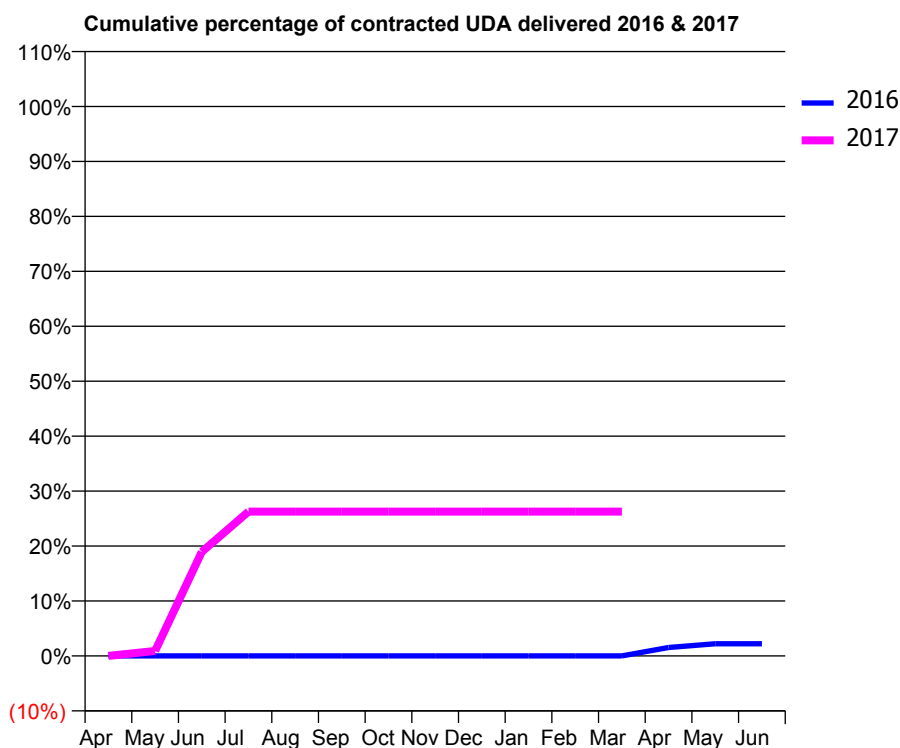
16/17 Contracted general activity (UDA)	262
Carry forward general activity (UDA)	0
16/17 Contracted orthodontic activity (UOA)	0
Carry forward orthodontic activity (UOA)	0
Baseline contract value	£6,678.73

ACCESS*

Patients seen in 24 months	Total	Change since previous quarter
Quarter ending March 2016	2	
Quarter ending June 2016	18	↑
Quarter ending September 2016	16	↓
Quarter ending December 2016	16	→
Quarter ending March 2017	13	↓
Variance since March 2016	550.0%	↑



ACTIVITY



Month	Adjusted Scheduled Activity (UDA)	
	2016	2017
April	0	0
May	0	2
June	0	50
July	0	69
August	0	69
September	0	69
October	0	69
November	0	69
December	0	69
January	0	69
February	0	69
March	0	69
April	5	
May	8	
June	8	

QUALITY

	Quantity	Base Number	Contract	LHB	Wales
% of FP17s for the same patient ID Re-attending within 3 months - Children	0	5	0.0%	8.5%	11.3%
% of FP17s for the same patient ID Re-attending within 3 months - Adults	1	29	3.4%	14.1%	16.7%
% of FP17s for the same patient ID Re-attending between 3 & 9 months - Children	0	5	0.0%	54.0%	58.0%
% of FP17s for the same patient ID Re-attending between 3 & 9 months - Adults	0	29	0.0%	51.6%	53.7%
% of FP17s for Band 1 Urgent Courses	19	29	65.5%	9.5%	9.0%
% of FP17s Relating to Free Repair or Replacements	0	29	0.0%	0.6%	0.7%
% of FP17s Relating to Continuations	0	29	0.0%	1.2%	0.9%
% of Patients satisfied with the dentistry they have received	1	1	N/A	93.5%	93.9%
% of Patients satisfied with the time they had to wait for an appointment	0	1	N/A	87.1%	88.4%

* This is based on patients treated on this contract for their most recent course of treatment. Figures in italics indicate the base number of FP17s or Patient Questionnaire responses are less than 100. N/A is shown where the base number of responses is less than 10 during the period. % is calculated as Quantity/Base number*100

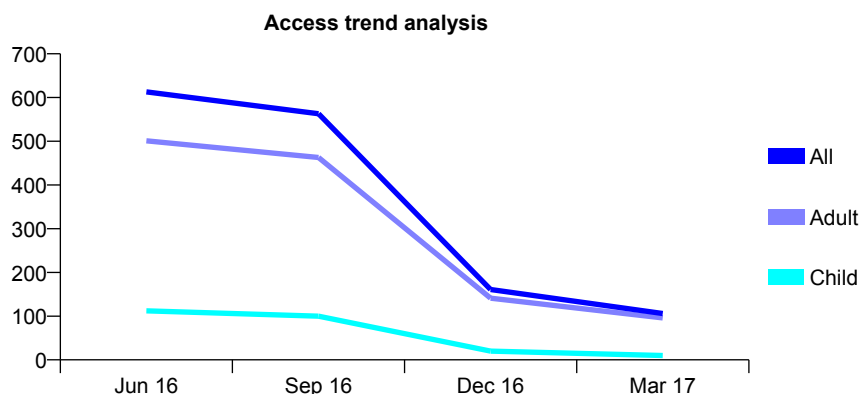
7A7 - Vital Signs At a Glance Contract Report for 100038/0000 - March 2017

Name or company name	River Wye Dental Practice Partnership
Contract type name	PDS Contract
Purpose of contract	General
Contract start date	12/02/2016
Contract end date	30/05/2016

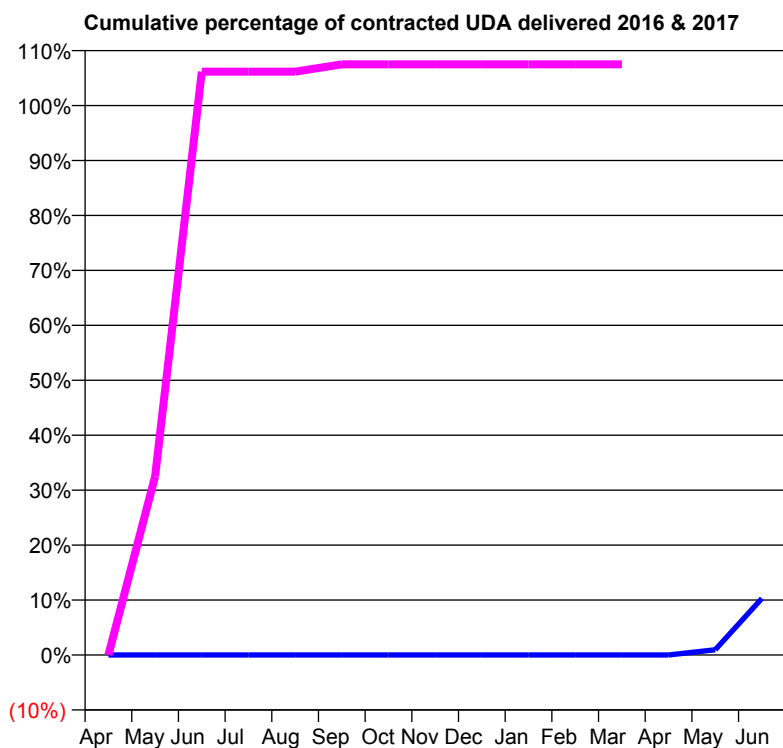
16/17 Contracted general activity (UDA)	984
Carry forward general activity (UDA)	0
16/17 Contracted orthodontic activity (UOA)	0
Carry forward orthodontic activity (UOA)	0
Baseline contract value	£24,518.76

ACCESS*

Patients seen in 24 months	Total	Change since previous quarter
Quarter ending March 2016	0	
Quarter ending June 2016	613	↑
Quarter ending September 2016	563	↓
Quarter ending December 2016	161	↓
Quarter ending March 2017	106	↓
Variance since March 2016	N/A	



ACTIVITY



Month	Adjusted Scheduled Activity (UDA)	
	2016	2017
April	0	0
May	0	320
June	0	1,045
July	0	1,045
August	0	1,045
September	0	1,058
October	0	1,058
November	0	1,058
December	0	1,058
January	0	1,058
February	0	1,058
March	0	1,058
April	0	
May	8	
June	83	

QUALITY

	Quantity	Base Number	Contract	LHB	Wales
% of FP17s for the same patient ID Re-attending within 3 months - Children	4	126	3.2%	8.5%	11.3%
% of FP17s for the same patient ID Re-attending within 3 months - Adults	9	590	1.5%	14.1%	16.7%
% of FP17s for the same patient ID Re-attending between 3 & 9 months - Children	0	126	0.0%	54.0%	58.0%
% of FP17s for the same patient ID Re-attending between 3 & 9 months - Adults	0	590	0.0%	51.6%	53.7%
% of FP17s for Band 1 Urgent Courses	58	677	8.6%	9.5%	9.0%
% of FP17s Relating to Free Repair or Replacements	1	677	0.1%	0.6%	0.7%
% of FP17s Relating to Continuations	5	677	0.7%	1.2%	0.9%
% of Patients satisfied with the dentistry they have received	3	3	N/A	93.5%	93.9%
% of Patients satisfied with the time they had to wait for an appointment	2	3	N/A	87.1%	88.4%

* This is based on patients treated on this contract for their most recent course of treatment. Figures in italics indicate the base number of FP17s or Patient Questionnaire responses are less than 100. N/A is shown where the base number of responses is less than 10 during the period. % is calculated as Quantity/Base number*100

7A7 - Vital Signs At a Glance Contract Report for 100298/0000 - March 2017


Name or company name	St Giles Dental
Contract type name	GDS Contract
Purpose of contract	General
Contract start date	03/01/2017
Contract end date	

16/17 Contracted general activity (UDA)	92
Carry forward general activity (UDA)	0
16/17 Contracted orthodontic activity (UOA)	0
Carry forward orthodontic activity (UOA)	0
Baseline contract value	£9,191.78

ACCESS*

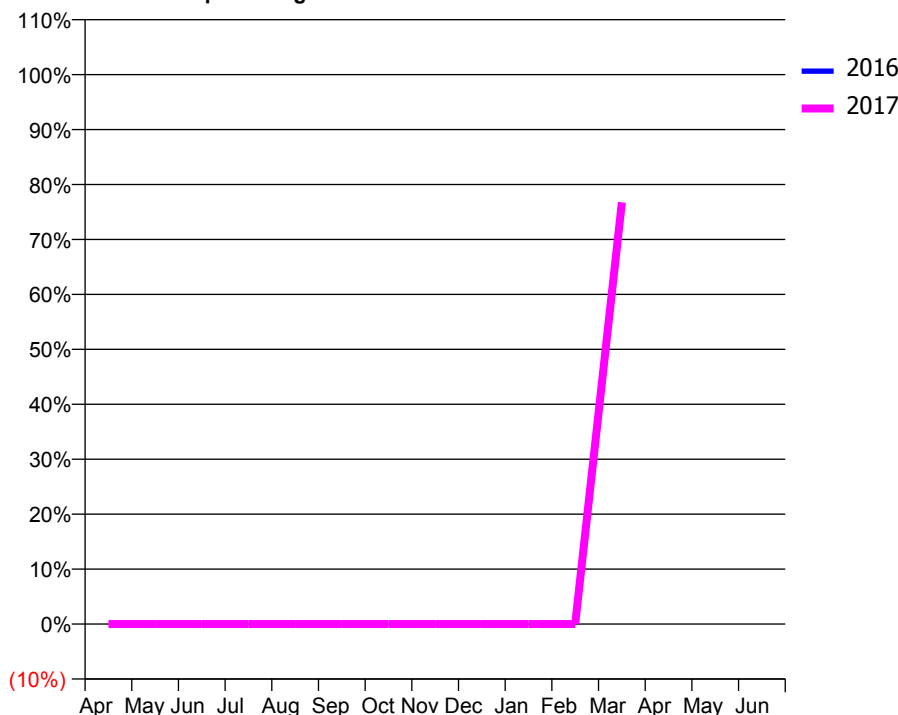
Patients seen in 24 months	Total	Change since previous quarter
Quarter ending March 2016	0	
Quarter ending June 2016	0	
Quarter ending September 2016	0	
Quarter ending December 2016	0	
Quarter ending March 2017	46	
Variance since March 2016	N/A	

Access trend analysis



ACTIVITY

Cumulative percentage of contracted UDA delivered 2016 & 2017



Month	Adjusted Scheduled Activity (UDA)	
	2016	2017
April	0	0
May	0	0
June	0	0
July	0	0
August	0	0
September	0	0
October	0	0
November	0	0
December	0	0
January	0	0
February	0	0
March	0	71
April	0	
May	0	
June	0	

QUALITY

	Quantity	Base Number	Contract	LHB	Wales
% of FP17s for the same patient ID Re-attending within 3 months - Children	0	2	0.0%	8.5%	11.3%
% of FP17s for the same patient ID Re-attending within 3 months - Adults	1	44	2.3%	14.1%	16.7%
% of FP17s for the same patient ID Re-attending between 3 & 9 months - Children	0	2	0.0%	54.0%	58.0%
% of FP17s for the same patient ID Re-attending between 3 & 9 months - Adults	0	44	0.0%	51.6%	53.7%
% of FP17s for Band 1 Urgent Courses	33	46	71.7%	9.5%	9.0%
% of FP17s Relating to Free Repair or Replacements	0	46	0.0%	0.6%	0.7%
% of FP17s Relating to Continuations	0	46	0.0%	1.2%	0.9%
% of Patients satisfied with the dentistry they have received	0	0	N/A	93.5%	93.9%
% of Patients satisfied with the time they had to wait for an appointment	0	0	N/A	87.1%	88.4%

* This is based on patients treated on this contract for their most recent course of treatment. Figures in italics indicate the base number of FP17s or Patient Questionnaire responses are less than 100. N/A is shown where the base number of responses is less than 10 during the period. % is calculated as Quantity/Base number*100

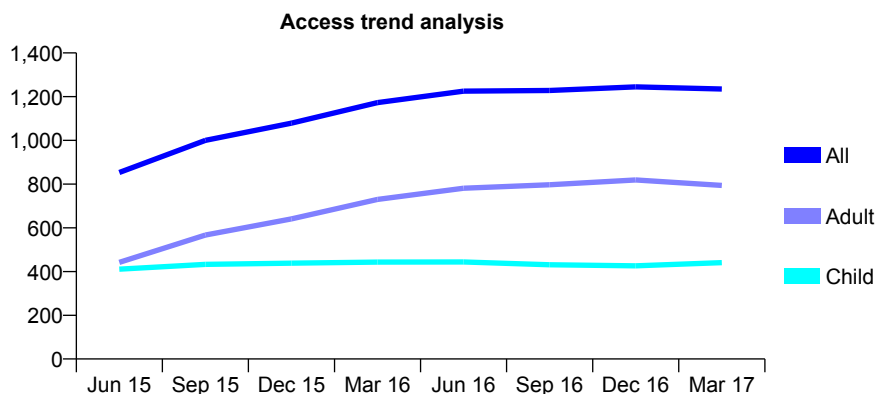
7A7 - Vital Signs At a Glance Contract Report for 108820/0001 - March 2017

Name or company name	The Severnside Limited Partnership
Contract type name	GDS Contract
Purpose of contract	General
Contract start date	27/10/2013
Contract end date	

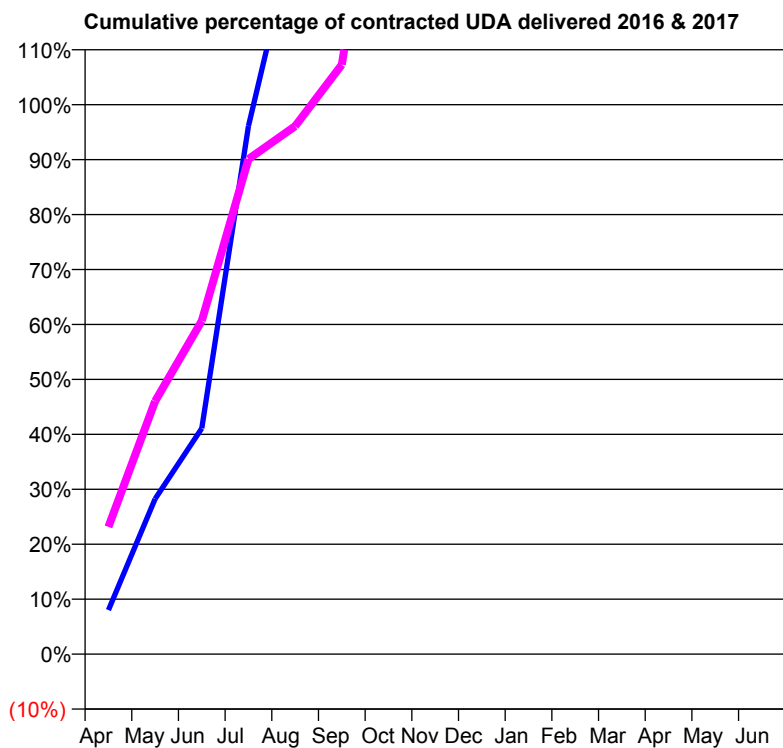
16/17 Contracted general activity (UDA)	1,268
Carry forward general activity (UDA)	-63
16/17 Contracted orthodontic activity (UOA)	0
Carry forward orthodontic activity (UOA)	0
Baseline contract value	£35,833.57

ACCESS*

Patients seen in 24 months	Total	Change since previous quarter
Quarter ending March 2016	1,173	
Quarter ending June 2016	1,225	↑
Quarter ending September 2016	1,228	→
Quarter ending December 2016	1,245	→
Quarter ending March 2017	1,235	→
Variance since March 2016	5.3%	↑



ACTIVITY



Month	Adjusted Scheduled Activity (UDA)	
	2016	2017
April	102	294
May	358	584
June	521	769
July	1,219	1,142
August	1,670	1,218
September	1,843	1,360
October	2,036	2,018
November	2,311	2,334
December	2,616	2,491
January	2,848	2,681
February	3,318	2,848
March	3,714	3,284
April	3,881	
May	3,894	
June	3,894	

QUALITY

	Quantity	Base Number	Contract	LHB	Wales
% of FP17s for the same patient ID Re-attending within 3 months - Children	32	665	4.8%	8.5%	11.3%
% of FP17s for the same patient ID Re-attending within 3 months - Adults	186	1,080	17.2%	14.1%	16.7%
% of FP17s for the same patient ID Re-attending between 3 & 9 months - Children	377	665	56.7%	54.0%	58.0%
% of FP17s for the same patient ID Re-attending between 3 & 9 months - Adults	558	1,080	51.7%	51.6%	53.7%
% of FP17s for Band 1 Urgent Courses	154	1,651	9.3%	9.5%	9.0%
% of FP17s Relating to Free Repair or Replacements	1	1,651	0.1%	0.6%	0.7%
% of FP17s Relating to Continuations	49	1,651	3.0%	1.2%	0.9%
% of Patients satisfied with the dentistry they have received	15	15	100.0%	93.5%	93.9%
% of Patients satisfied with the time they had to wait for an appointment	14	15	93.3%	87.1%	88.4%

* This is based on patients treated on this contract for their most recent course of treatment. Figures in italics indicate the base number of FP17s or Patient Questionnaire responses are less than 100. N/A is shown where the base number of responses is less than 10 during the period. % is calculated as Quantity/Base number*100

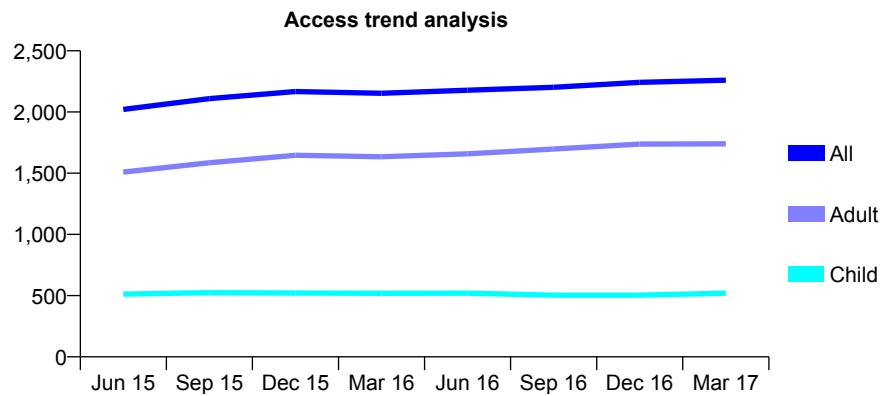
7A7 - Vital Signs At a Glance Contract Report for 11155/0001 - March 2017

Name or company name	Professor St John Crean, ME Northmore ar
Contract type name	GDS Contract
Purpose of contract	General
Contract start date	20/09/2013
Contract end date	

16/17 Contracted general activity (UDA)	6,730
Carry forward general activity (UDA)	26
16/17 Contracted orthodontic activity (UOA)	0
Carry forward orthodontic activity (UOA)	0
Baseline contract value	£149,235.08

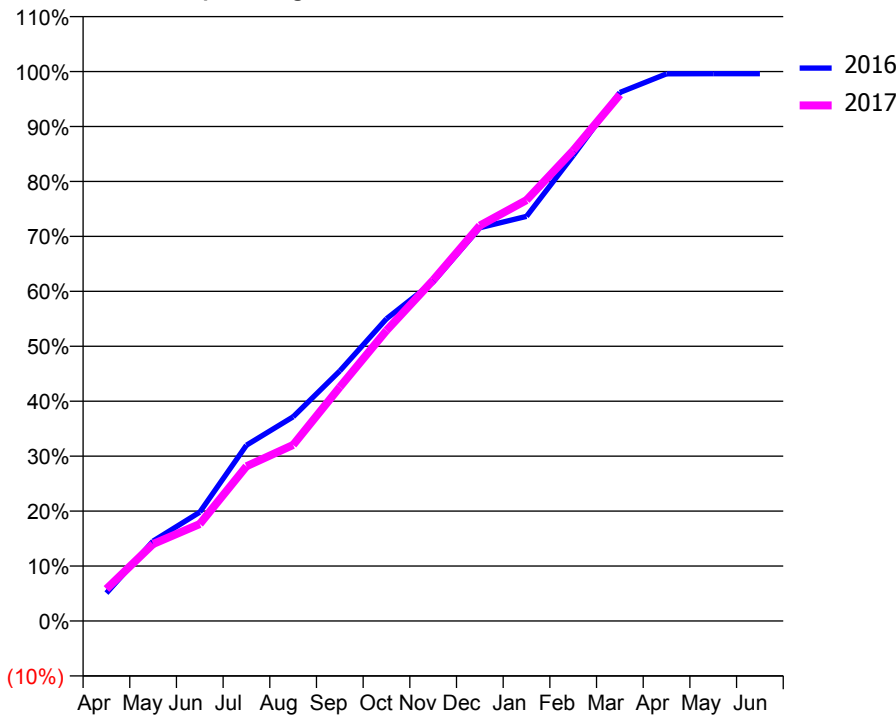
ACCESS*

Patients seen in 24 months	Total	Change since previous quarter
Quarter ending March 2016	2,153	
Quarter ending June 2016	2,178	→
Quarter ending September 2016	2,202	→
Quarter ending December 2016	2,242	→
Quarter ending March 2017	2,260	→
Variance since March 2016	5.0%	↑



ACTIVITY

Cumulative percentage of contracted UDA delivered 2016 & 2017



Month	Adjusted Scheduled Activity (UDA)	
	2016	2017
April	342	392
May	979	942
June	1,333	1,188
July	2,154	1,895
August	2,502	2,157
September	3,063	2,866
October	3,701	3,558
November	4,152	4,176
December	4,817	4,842
January	4,955	5,156
February	5,701	5,762
March	6,473	6,448
April	6,701	
May	6,703	
June	6,703	

QUALITY

	Quantity	Base Number	Contract	LHB	Wales
% of FP17s for the same patient ID Re-attending within 3 months - Children	37	777	4.8%	8.5%	11.3%
% of FP17s for the same patient ID Re-attending within 3 months - Adults	441	2,510	17.6%	14.1%	16.7%
% of FP17s for the same patient ID Re-attending between 3 & 9 months - Children	470	777	60.5%	54.0%	58.0%
% of FP17s for the same patient ID Re-attending between 3 & 9 months - Adults	1,228	2,510	48.9%	51.6%	53.7%
% of FP17s for Band 1 Urgent Courses	323	3,162	10.2%	9.5%	9.0%
% of FP17s Relating to Free Repair or Replacements	1	3,162	0.0%	0.6%	0.7%
% of FP17s Relating to Continuations	39	3,162	1.2%	1.2%	0.9%
% of Patients satisfied with the dentistry they have received	51	55	92.7%	93.5%	93.9%
% of Patients satisfied with the time they had to wait for an appointment	51	55	92.7%	87.1%	88.4%

* This is based on patients treated on this contract for their most recent course of treatment. Figures in italics indicate the base number of FP17s or Patient Questionnaire responses are less than 100. N/A is shown where the base number of responses is less than 10 during the period. % is calculated as Quantity/Base number*100

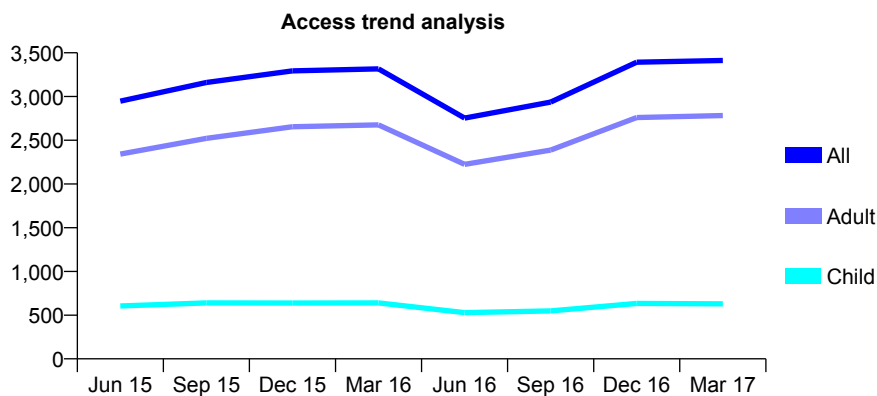
7A7 - Vital Signs At a Glance Contract Report for 116068/0001 - March 2017

Name or company name	River Wye Dental Practice Partnership
Contract type name	GDS Contract
Purpose of contract	General
Contract start date	01/02/2014
Contract end date	

16/17 Contracted general activity (UDA)	8,785
Carry forward general activity (UDA)	-439
16/17 Contracted orthodontic activity (UOA)	0
Carry forward orthodontic activity (UOA)	0
Baseline contract value	£218,933.11

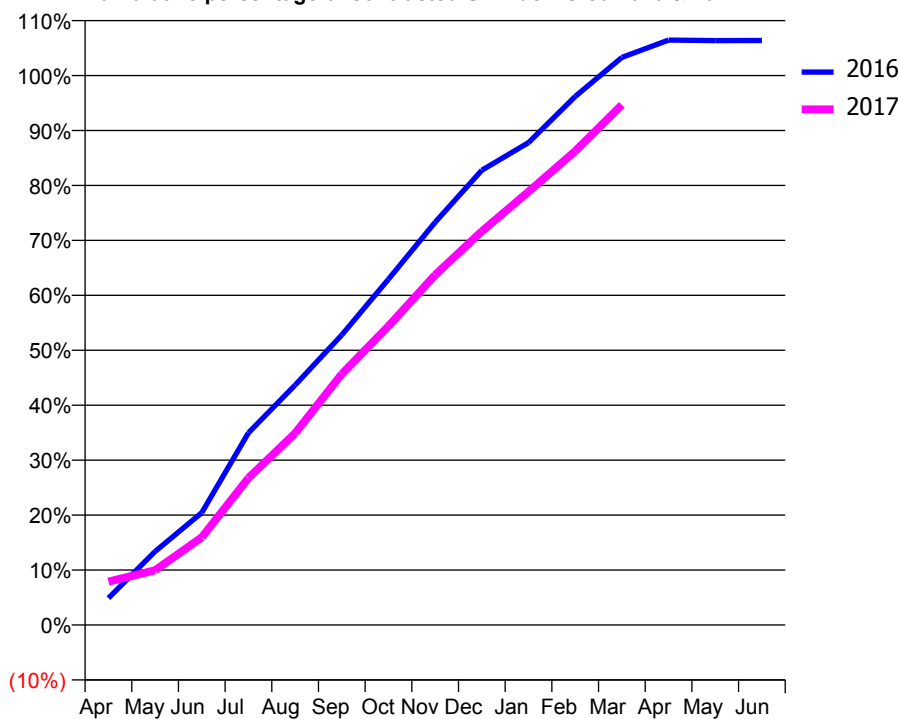
ACCESS*

Patients seen in 24 months	Total	Change since previous quarter
Quarter ending March 2016	3,316	
Quarter ending June 2016	2,753	↓
Quarter ending September 2016	2,936	↑
Quarter ending December 2016	3,392	↑
Quarter ending March 2017	3,412	→
Variance since March 2016	2.9%	↑



ACTIVITY

Cumulative percentage of contracted UDA delivered 2016 & 2017



Adjusted Scheduled Activity (UDA)

Month	2016	2017
April	431	694
May	1,175	875
June	1,796	1,402
July	3,073	2,351
August	3,836	3,066
September	4,638	4,014
October	5,529	4,779
November	6,439	5,598
December	7,270	6,294
January	7,712	6,928
February	8,449	7,575
March	9,073	8,315
April	9,351	
May	9,344	
June	9,345	

QUALITY

	Quantity	Base Number	Contract	LHB	Wales
% of FP17s for the same patient ID Re-attending within 3 months - Children	44	881	5.0%	8.5%	11.3%
% of FP17s for the same patient ID Re-attending within 3 months - Adults	498	3,866	12.9%	14.1%	16.7%
% of FP17s for the same patient ID Re-attending between 3 & 9 months - Children	467	881	53.0%	54.0%	58.0%
% of FP17s for the same patient ID Re-attending between 3 & 9 months - Adults	1,885	3,866	48.8%	51.6%	53.7%
% of FP17s for Band 1 Urgent Courses	519	4,603	11.3%	9.5%	9.0%
% of FP17s Relating to Free Repair or Replacements	11	4,603	0.2%	0.6%	0.7%
% of FP17s Relating to Continuations	48	4,603	1.0%	1.2%	0.9%
% of Patients satisfied with the dentistry they have received	65	71	91.5%	93.5%	93.9%
% of Patients satisfied with the time they had to wait for an appointment	63	71	88.7%	87.1%	88.4%

* This is based on patients treated on this contract for their most recent course of treatment. Figures in italics indicate the base number of FP17s or Patient Questionnaire responses are less than 100. N/A is shown where the base number of responses is less than 10 during the period. % is calculated as Quantity/Base number*100

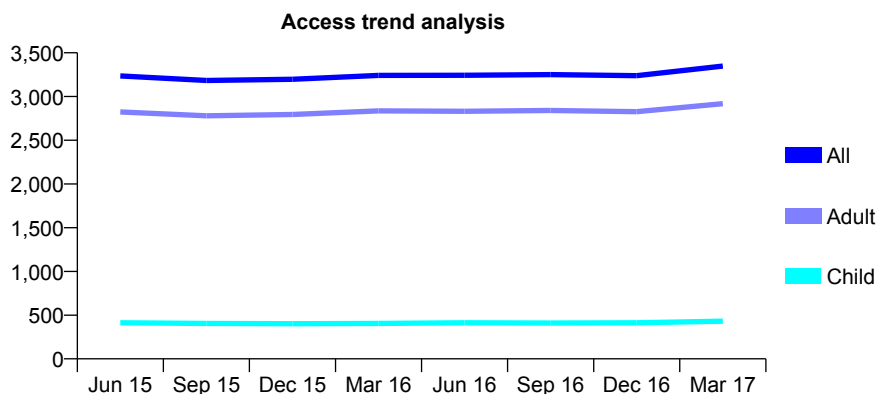
7A7 - Vital Signs At a Glance Contract Report for 126896/0001 - March 2017

Name or company name	H Sobhani & P Dusza/Llanidloes Dental Pr
Contract type name	GDS Contract
Purpose of contract	General
Contract start date	01/01/2009
Contract end date	

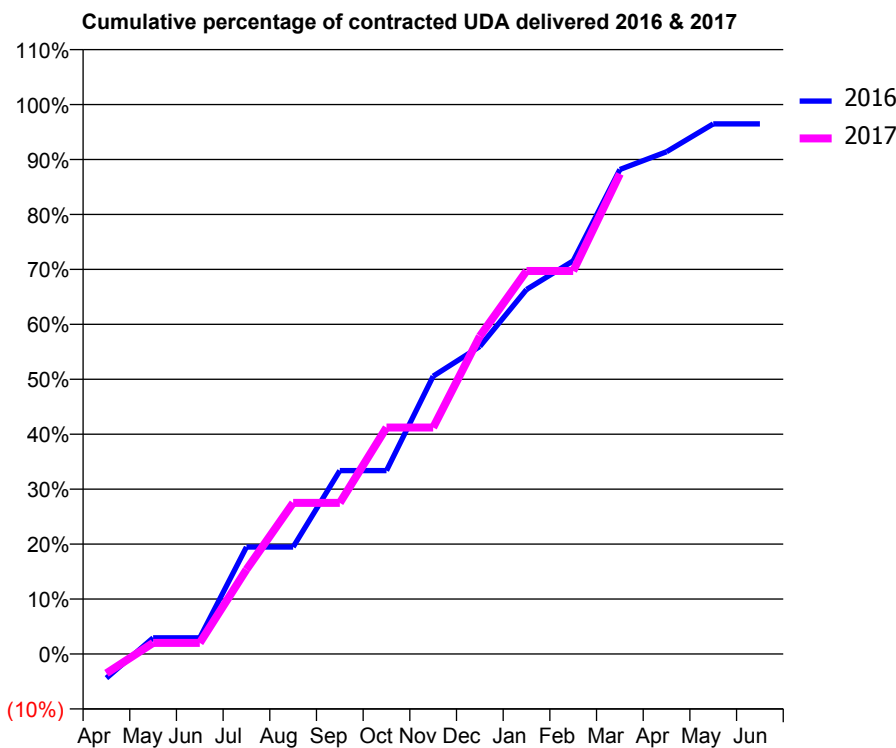
16/17 Contracted general activity (UDA)	15,000
Carry forward general activity (UDA)	528
16/17 Contracted orthodontic activity (UOA)	0
Carry forward orthodontic activity (UOA)	0
Baseline contract value	£426,685.33

ACCESS*

Patients seen in 24 months	Total	Change since previous quarter
Quarter ending March 2016	3,241	
Quarter ending June 2016	3,243	→
Quarter ending September 2016	3,251	→
Quarter ending December 2016	3,238	→
Quarter ending March 2017	3,349	↑
Variance since March 2016	3.3%	↑



ACTIVITY



Month	Adjusted Scheduled Activity (UDA)	
	2016	2017
April	-660	-528
May	441	304
June	441	304
July	2,920	2,305
August	2,920	4,126
September	5,006	4,126
October	5,006	6,181
November	7,584	6,181
December	8,397	8,676
January	9,950	10,456
February	10,733	10,456
March	13,227	13,105
April	13,708	
May	14,472	
June	14,472	

QUALITY

	Quantity	Base Number	Contract	LHB	Wales
% of FP17s for the same patient ID Re-attending within 3 months - Children	26	559	4.7%	8.5%	11.3%
% of FP17s for the same patient ID Re-attending within 3 months - Adults	497	4,326	11.5%	14.1%	16.7%
% of FP17s for the same patient ID Re-attending between 3 & 9 months - Children	379	559	67.8%	54.0%	58.0%
% of FP17s for the same patient ID Re-attending between 3 & 9 months - Adults	2,788	4,326	64.4%	51.6%	53.7%
% of FP17s for Band 1 Urgent Courses	332	4,554	7.3%	9.5%	9.0%
% of FP17s Relating to Free Repair or Replacements	28	4,554	0.6%	0.6%	0.7%
% of FP17s Relating to Continuations	28	4,554	0.6%	1.2%	0.9%
% of Patients satisfied with the dentistry they have received	37	40	92.5%	93.5%	93.9%
% of Patients satisfied with the time they had to wait for an appointment	35	40	87.5%	87.1%	88.4%

* This is based on patients treated on this contract for their most recent course of treatment. Figures in italics indicate the base number of FP17s or Patient Questionnaire responses are less than 100. N/A is shown where the base number of responses is less than 10 during the period. % is calculated as Quantity/Base number*100

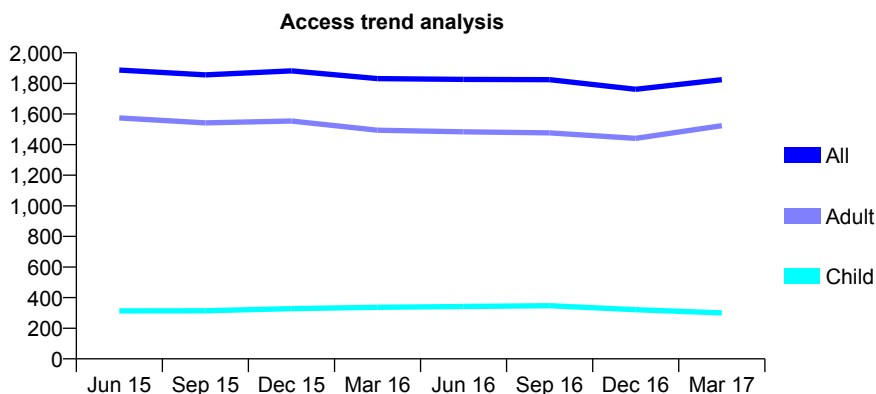
7A7 - Vital Signs At a Glance Contract Report for 128287/0001 - March 2017

Name or company name	AGS & P Powell-Main
Contract type name	GDS Contract
Purpose of contract	General
Contract start date	01/11/2006
Contract end date	

16/17 Contracted general activity (UDA)	6,672
Carry forward general activity (UDA)	108
16/17 Contracted orthodontic activity (UOA)	0
Carry forward orthodontic activity (UOA)	0
Baseline contract value	£169,844.76

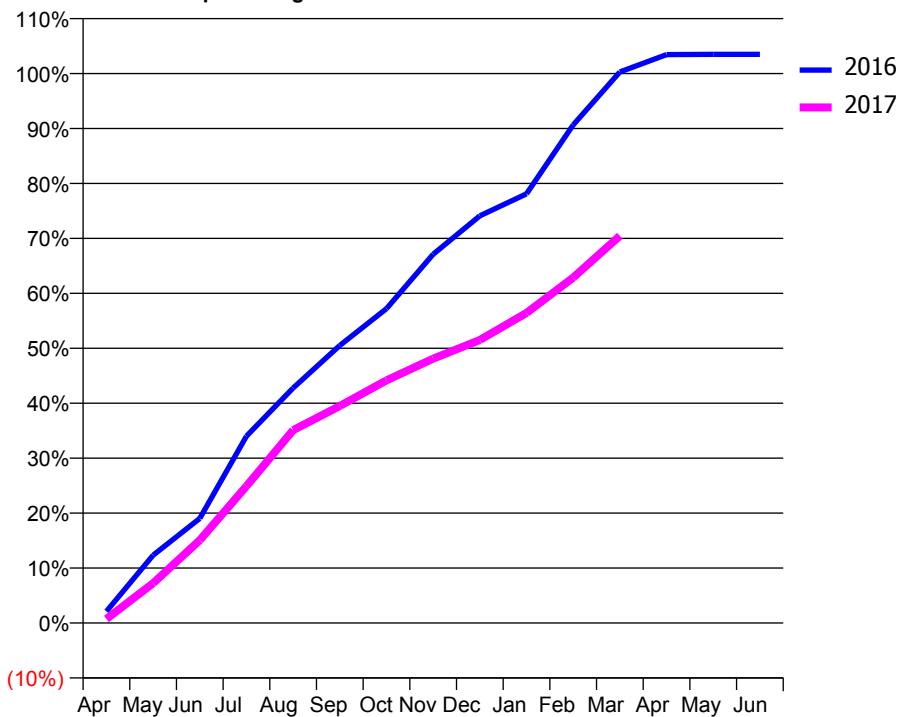
ACCESS*

Patients seen in 24 months	Total	Change since previous quarter
Quarter ending March 2016	1,831	
Quarter ending June 2016	1,826	→
Quarter ending September 2016	1,824	→
Quarter ending December 2016	1,762	↓
Quarter ending March 2017	1,824	↑
Variance since March 2016	(0.4%)	→



ACTIVITY

Cumulative percentage of contracted UDA delivered 2016 & 2017



Adjusted Scheduled Activity (UDA)

Month	2016	2017
April	142	49
May	823	484
June	1,271	1,006
July	2,269	1,662
August	2,853	2,342
September	3,370	2,636
October	3,817	2,945
November	4,478	3,210
December	4,943	3,437
January	5,211	3,765
February	6,048	4,194
March	6,692	4,700
April	6,901	
May	6,905	
June	6,905	

QUALITY

	Quantity	Base Number	Contract	LHB	Wales
% of FP17s for the same patient ID Re-attending within 3 months - Children	36	454	7.9%	8.5%	11.3%
% of FP17s for the same patient ID Re-attending within 3 months - Adults	272	2,008	13.5%	14.1%	16.7%
% of FP17s for the same patient ID Re-attending between 3 & 9 months - Children	280	454	61.7%	54.0%	58.0%
% of FP17s for the same patient ID Re-attending between 3 & 9 months - Adults	1,153	2,008	57.4%	51.6%	53.7%
% of FP17s for Band 1 Urgent Courses	267	2,351	11.4%	9.5%	9.0%
% of FP17s Relating to Free Repair or Replacements	15	2,351	0.6%	0.6%	0.7%
% of FP17s Relating to Continuations	23	2,351	1.0%	1.2%	0.9%
% of Patients satisfied with the dentistry they have received	49	53	92.5%	93.5%	93.9%
% of Patients satisfied with the time they had to wait for an appointment	48	53	90.6%	87.1%	88.4%

* This is based on patients treated on this contract for their most recent course of treatment. Figures in italics indicate the base number of FP17s or Patient Questionnaire responses are less than 100. N/A is shown where the base number of responses is less than 10 during the period. % is calculated as Quantity/Base number*100

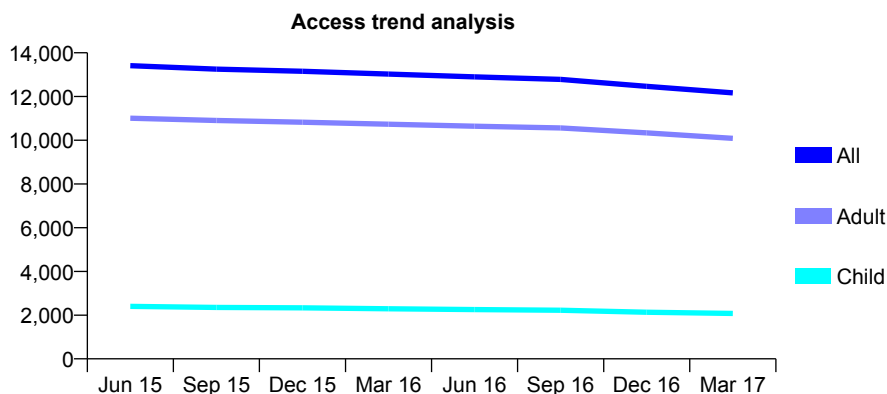
7A7 - Vital Signs At a Glance Contract Report for 131431/0001 - March 2017

Name or company name	Severn Street Dental Practice
Contract type name	GDS Contract
Purpose of contract	General
Contract start date	01/04/2006
Contract end date	

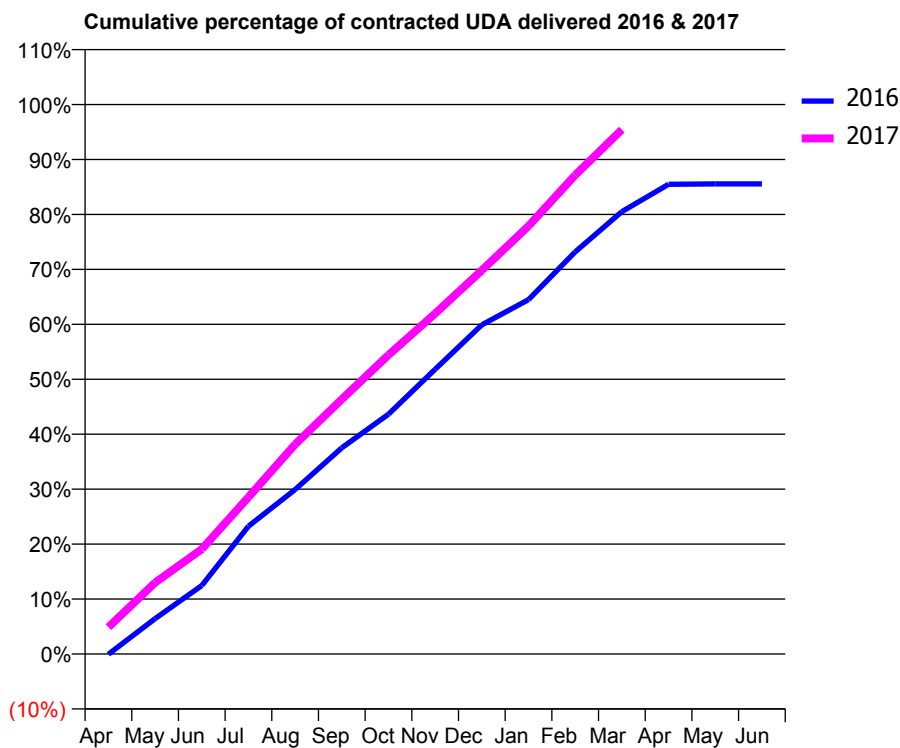
16/17 Contracted general activity (UDA)	34,507
Carry forward general activity (UDA)	0
16/17 Contracted orthodontic activity (UOA)	0
Carry forward orthodontic activity (UOA)	0
Baseline contract value	£875,347.29

ACCESS*

Patients seen in 24 months	Total	Change since previous quarter
Quarter ending March 2016	13,026	
Quarter ending June 2016	12,901	→
Quarter ending September 2016	12,781	→
Quarter ending December 2016	12,468	↓
Quarter ending March 2017	12,167	↓
Variance since March 2016	(6.6%)	↓



ACTIVITY



Month	Adjusted Scheduled Activity (UDA)	
	2016	2017
April	-23	1,688
May	2,603	4,485
June	5,032	6,589
July	9,397	9,848
August	12,098	13,164
September	15,164	15,998
October	17,640	18,781
November	20,936	21,379
December	24,207	24,099
January	26,057	26,876
February	29,564	30,071
March	32,525	32,929
April	34,539	
May	34,570	
June	34,570	

QUALITY

	Quantity	Base Number	Contract	LHB	Wales
% of FP17s for the same patient ID Re-attending within 3 months - Children	298	3,461	8.6%	8.5%	11.3%
% of FP17s for the same patient ID Re-attending within 3 months - Adults	2,662	15,528	17.1%	14.1%	16.7%
% of FP17s for the same patient ID Re-attending between 3 & 9 months - Children	1,895	3,461	54.8%	54.0%	58.0%
% of FP17s for the same patient ID Re-attending between 3 & 9 months - Adults	7,262	15,528	46.8%	51.6%	53.7%
% of FP17s for Band 1 Urgent Courses	2,410	17,891	13.5%	9.5%	9.0%
% of FP17s Relating to Free Repair or Replacements	184	17,891	1.0%	0.6%	0.7%
% of FP17s Relating to Continuations	212	17,891	1.2%	1.2%	0.9%
% of Patients satisfied with the dentistry they have received	377	398	94.7%	93.5%	93.9%
% of Patients satisfied with the time they had to wait for an appointment	343	398	86.2%	87.1%	88.4%

* This is based on patients treated on this contract for their most recent course of treatment. Figures in italics indicate the base number of FP17s or Patient Questionnaire responses are less than 100. N/A is shown where the base number of responses is less than 10 during the period. % is calculated as Quantity/Base number*100

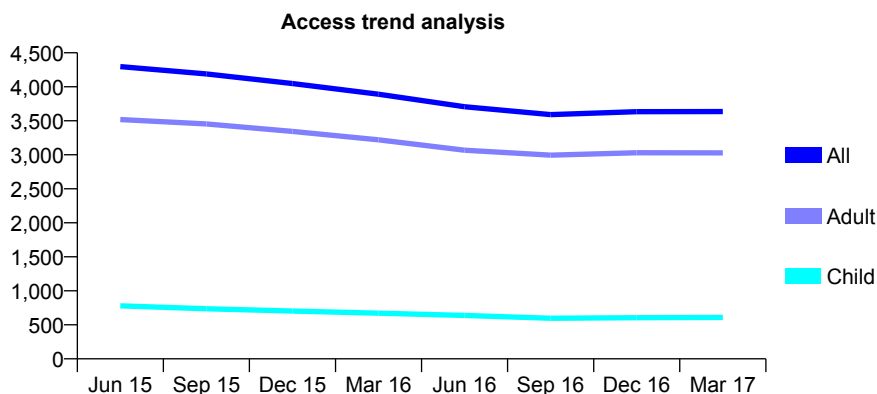
7A7 - Vital Signs At a Glance Contract Report for 140961/0001 - March 2017

Name or company name	Integrated Dental Holdings
Contract type name	GDS Contract
Purpose of contract	General
Contract start date	01/09/2008
Contract end date	

16/17 Contracted general activity (UDA)	12,000
Carry forward general activity (UDA)	0
16/17 Contracted orthodontic activity (UOA)	0
Carry forward orthodontic activity (UOA)	0
Baseline contract value	£300,586.71

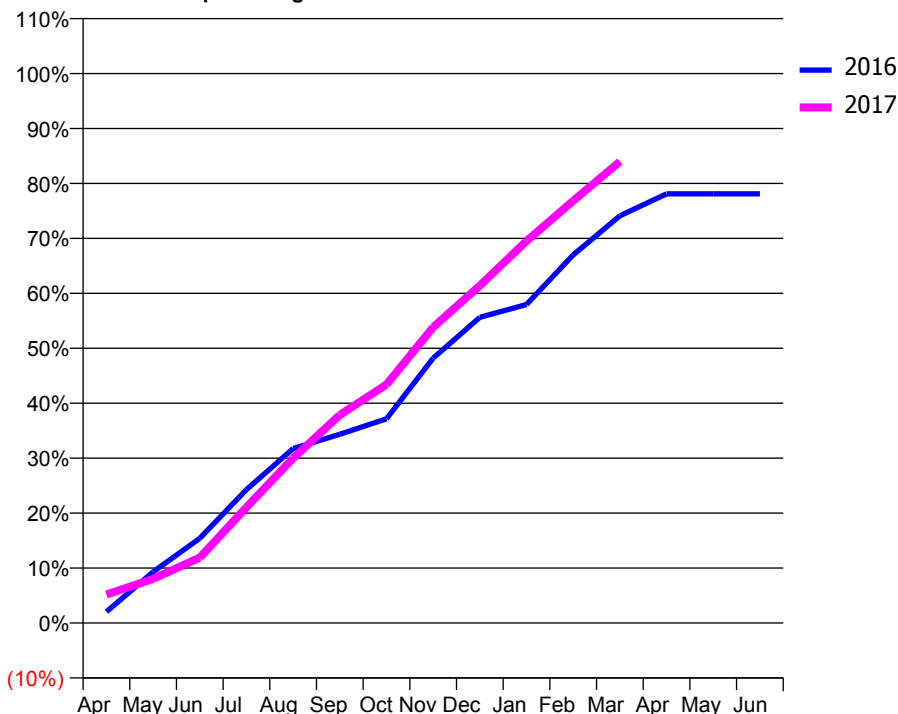
ACCESS*

Patients seen in 24 months	Total	Change since previous quarter
Quarter ending March 2016	3,892	
Quarter ending June 2016	3,706	↓
Quarter ending September 2016	3,592	↓
Quarter ending December 2016	3,635	→
Quarter ending March 2017	3,636	→
Variance since March 2016	(6.6%)	↓



ACTIVITY

Cumulative percentage of contracted UDA delivered 2016 & 2017



Adjusted Scheduled Activity (UDA)

Month	2016	2017
April	284	622
May	1,288	965
June	2,135	1,429
July	3,363	2,528
August	4,398	3,601
September	4,758	4,544
October	5,147	5,209
November	6,677	6,459
December	7,703	7,369
January	8,027	8,342
February	9,278	9,221
March	10,264	10,077
April	10,819	
May	10,819	
June	10,818	

QUALITY

	Quantity	Base Number	Contract	LHB	Wales
% of FP17s for the same patient ID Re-attending within 3 months - Children	41	750	5.5%	8.5%	11.3%
% of FP17s for the same patient ID Re-attending within 3 months - Adults	567	3,885	14.6%	14.1%	16.7%
% of FP17s for the same patient ID Re-attending between 3 & 9 months - Children	310	750	41.3%	54.0%	58.0%
% of FP17s for the same patient ID Re-attending between 3 & 9 months - Adults	1,892	3,885	48.7%	51.6%	53.7%
% of FP17s for Band 1 Urgent Courses	240	4,425	5.4%	9.5%	9.0%
% of FP17s Relating to Free Repair or Replacements	41	4,425	0.9%	0.6%	0.7%
% of FP17s Relating to Continuations	113	4,425	2.6%	1.2%	0.9%
% of Patients satisfied with the dentistry they have received	64	73	87.7%	93.5%	93.9%
% of Patients satisfied with the time they had to wait for an appointment	51	73	69.9%	87.1%	88.4%

* This is based on patients treated on this contract for their most recent course of treatment. Figures in italics indicate the base number of FP17s or Patient Questionnaire responses are less than 100. N/A is shown where the base number of responses is less than 10 during the period. % is calculated as Quantity/Base number*100

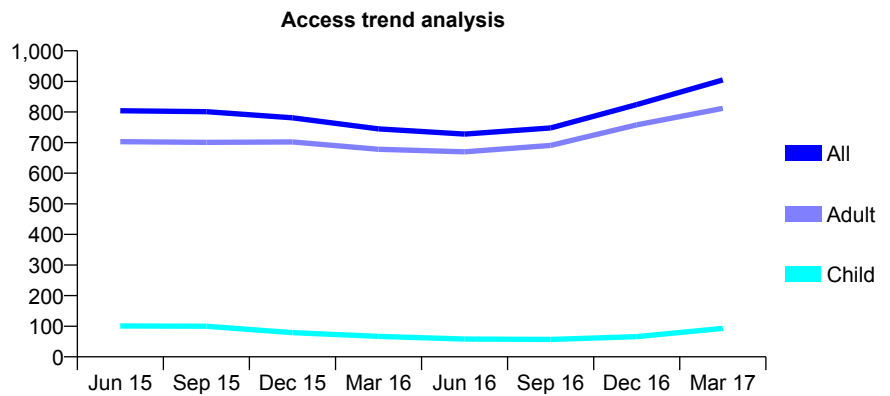
7A7 - Vital Signs At a Glance Contract Report for 154431/0001 - March 2017

Name or company name	Powys Local Health Board
Contract type name	PDS Contract
Purpose of contract	General
Contract start date	01/09/2010
Contract end date	31/08/2020

16/17 Contracted general activity (UDA)	1,600
Carry forward general activity (UDA)	0
16/17 Contracted orthodontic activity (UOA)	0
Carry forward orthodontic activity (UOA)	0
Baseline contract value	£0.00

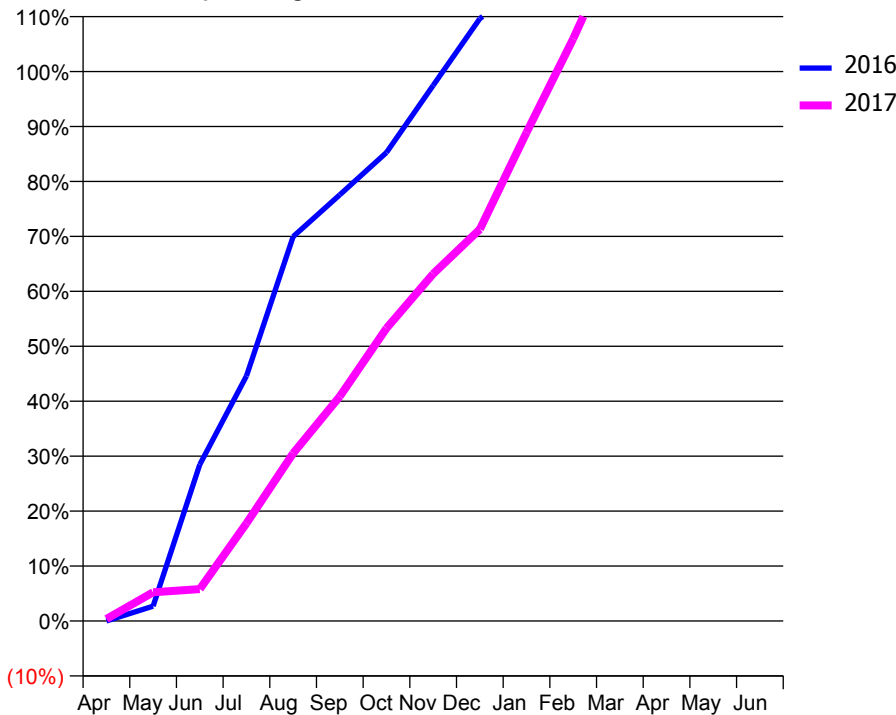
ACCESS*

Patients seen in 24 months	Total	Change since previous quarter
Quarter ending March 2016	745	
Quarter ending June 2016	728	↓
Quarter ending September 2016	748	↑
Quarter ending December 2016	824	↑
Quarter ending March 2017	905	↑
Variance since March 2016	21.5%	↑



ACTIVITY

Cumulative percentage of contracted UDA delivered 2016 & 2017



Month	Adjusted Scheduled Activity (UDA)	
	2016	2017
April	0	6
May	27	84
June	285	93
July	446	285
August	700	488
September	776	654
October	853	853
November	975	1,011
December	1,096	1,140
January	1,158	1,422
February	1,408	1,695
March	1,503	1,991
April	1,563	
May	1,590	
June	1,591	

QUALITY

	Quantity	Base Number	Contract	LHB	Wales
% of FP17s for the same patient ID Re-attending within 3 months - Children	3	73	4.1%	8.5%	11.3%
% of FP17s for the same patient ID Re-attending within 3 months - Adults	47	796	5.9%	14.1%	16.7%
% of FP17s for the same patient ID Re-attending between 3 & 9 months - Children	4	73	5.5%	54.0%	58.0%
% of FP17s for the same patient ID Re-attending between 3 & 9 months - Adults	124	796	15.6%	51.6%	53.7%
% of FP17s for Band 1 Urgent Courses	311	805	38.6%	9.5%	9.0%
% of FP17s Relating to Free Repair or Replacements	1	805	0.1%	0.6%	0.7%
% of FP17s Relating to Continuations	1	805	0.1%	1.2%	0.9%
% of Patients satisfied with the dentistry they have received	15	15	100.0%	93.5%	93.9%
% of Patients satisfied with the time they had to wait for an appointment	14	15	93.3%	87.1%	88.4%

* This is based on patients treated on this contract for their most recent course of treatment. Figures in italics indicate the base number of FP17s or Patient Questionnaire responses are less than 100. N/A is shown where the base number of responses is less than 10 during the period. % is calculated as Quantity/Base number*100

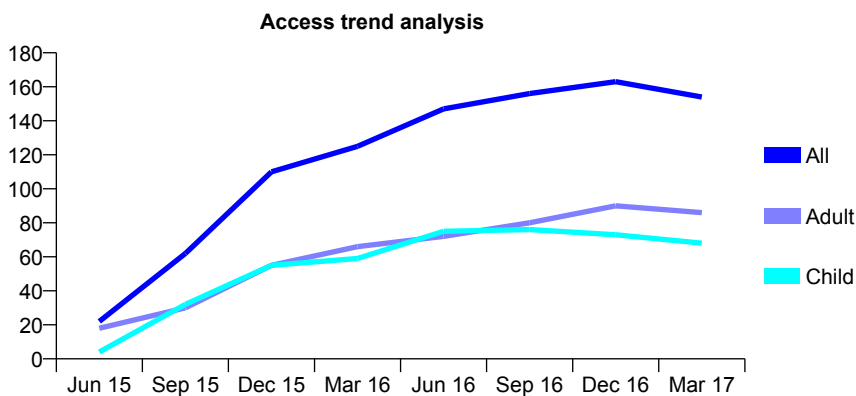
7A7 - Vital Signs At a Glance Contract Report for 154431/0002 - March 2017

Name or company name	Powys Local Health Board
Contract type name	PDS Contract
Purpose of contract	General
Contract start date	01/08/2011
Contract end date	31/07/2021

16/17 Contracted general activity (UDA)	350
Carry forward general activity (UDA)	0
16/17 Contracted orthodontic activity (UOA)	0
Carry forward orthodontic activity (UOA)	0
Baseline contract value	£0.00

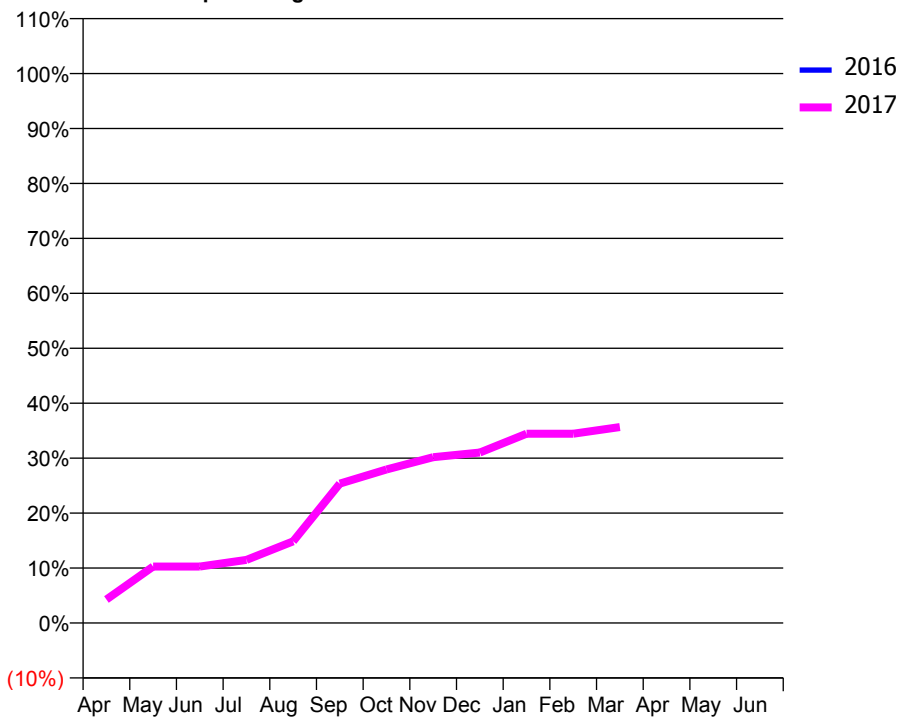
ACCESS*

Patients seen in 24 months	Total	Change since previous quarter
Quarter ending March 2016	125	
Quarter ending June 2016	147	↑
Quarter ending September 2016	156	↑
Quarter ending December 2016	163	↑
Quarter ending March 2017	154	↓
Variance since March 2016	23.2%	↑



ACTIVITY

Cumulative percentage of contracted UDA delivered 2016 & 2017



Adjusted Scheduled Activity (UDA)

Month	2016	2017
April	0	15
May	0	36
June	0	36
July	40	40
August	62	52
September	101	89
October	148	98
November	203	106
December	242	109
January	281	121
February	293	121
March	309	125
April	330	
May	331	
June	331	

QUALITY

	Quantity	Base Number	Contract	LHB	Wales
% of FP17s for the same patient ID Re-attending within 3 months - Children	0	21	0.0%	8.5%	11.3%
% of FP17s for the same patient ID Re-attending within 3 months - Adults	0	60	0.0%	14.1%	16.7%
% of FP17s for the same patient ID Re-attending between 3 & 9 months - Children	0	21	0.0%	54.0%	58.0%
% of FP17s for the same patient ID Re-attending between 3 & 9 months - Adults	0	60	0.0%	51.6%	53.7%
% of FP17s for Band 1 Urgent Courses	39	64	60.9%	9.5%	9.0%
% of FP17s Relating to Free Repair or Replacements	0	64	0.0%	0.6%	0.7%
% of FP17s Relating to Continuations	0	64	0.0%	1.2%	0.9%
% of Patients satisfied with the dentistry they have received	2	4	N/A	93.5%	93.9%
% of Patients satisfied with the time they had to wait for an appointment	3	4	N/A	87.1%	88.4%

* This is based on patients treated on this contract for their most recent course of treatment. Figures in italics indicate the base number of FP17s or Patient Questionnaire responses are less than 100. N/A is shown where the base number of responses is less than 10 during the period. % is calculated as Quantity/Base number*100

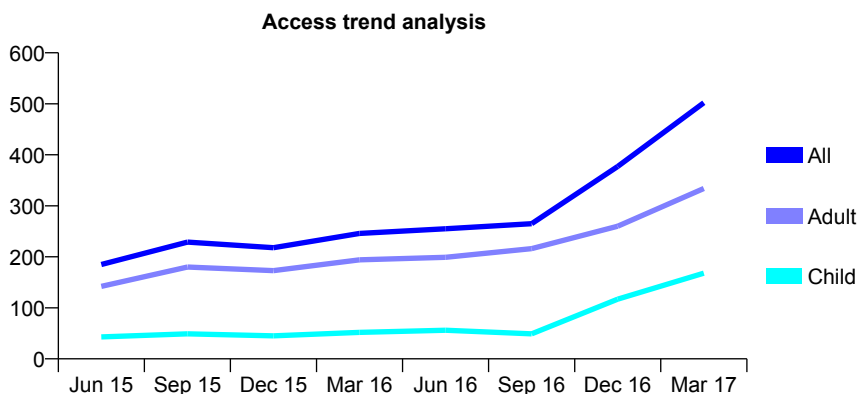
7A7 - Vital Signs At a Glance Contract Report for 154431/0003 - March 2017

Name or company name	Powys Local Health Board
Contract type name	PDS Contract
Purpose of contract	General
Contract start date	01/08/2011
Contract end date	31/07/2021

16/17 Contracted general activity (UDA)	700
Carry forward general activity (UDA)	0
16/17 Contracted orthodontic activity (UOA)	0
Carry forward orthodontic activity (UOA)	0
Baseline contract value	£0.00

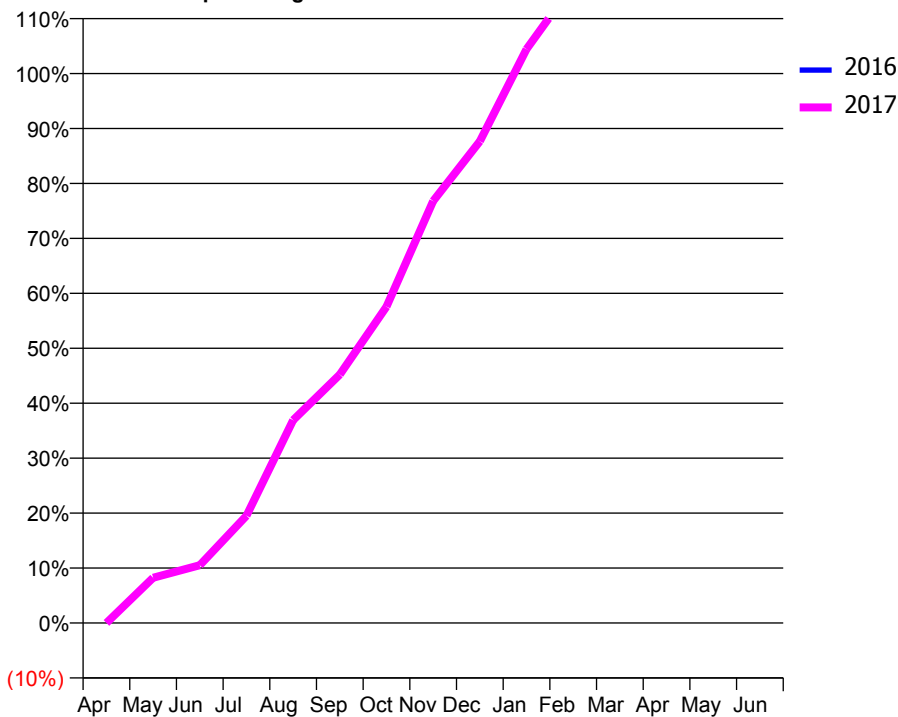
ACCESS*

Patients seen in 24 months	Total	Change since previous quarter
Quarter ending March 2016	246	
Quarter ending June 2016	255	↑
Quarter ending September 2016	265	↑
Quarter ending December 2016	377	↑
Quarter ending March 2017	502	↑
Variance since March 2016	104.1%	↑



ACTIVITY

Cumulative percentage of contracted UDA delivered 2016 & 2017



Month	Adjusted Scheduled Activity (UDA)	
	2016	2017
April	0	0
May	91	58
June	138	74
July	190	137
August	339	258
September	365	317
October	365	403
November	365	538
December	368	614
January	420	731
February	441	813
March	469	1,116
April	485	
May	504	
June	504	

QUALITY

	Quantity	Base Number	Contract	LHB	Wales
% of FP17s for the same patient ID Re-attending within 3 months - Children	2	177	1.1%	8.5%	11.3%
% of FP17s for the same patient ID Re-attending within 3 months - Adults	29	340	8.5%	14.1%	16.7%
% of FP17s for the same patient ID Re-attending between 3 & 9 months - Children	9	177	5.1%	54.0%	58.0%
% of FP17s for the same patient ID Re-attending between 3 & 9 months - Adults	33	340	9.7%	51.6%	53.7%
% of FP17s for Band 1 Urgent Courses	128	498	25.7%	9.5%	9.0%
% of FP17s Relating to Free Repair or Replacements	0	498	0.0%	0.6%	0.7%
% of FP17s Relating to Continuations	1	498	0.2%	1.2%	0.9%
% of Patients satisfied with the dentistry they have received	5	5	N/A	93.5%	93.9%
% of Patients satisfied with the time they had to wait for an appointment	4	5	N/A	87.1%	88.4%

* This is based on patients treated on this contract for their most recent course of treatment. Figures in italics indicate the base number of FP17s or Patient Questionnaire responses are less than 100. N/A is shown where the base number of responses is less than 10 during the period. % is calculated as Quantity/Base number*100

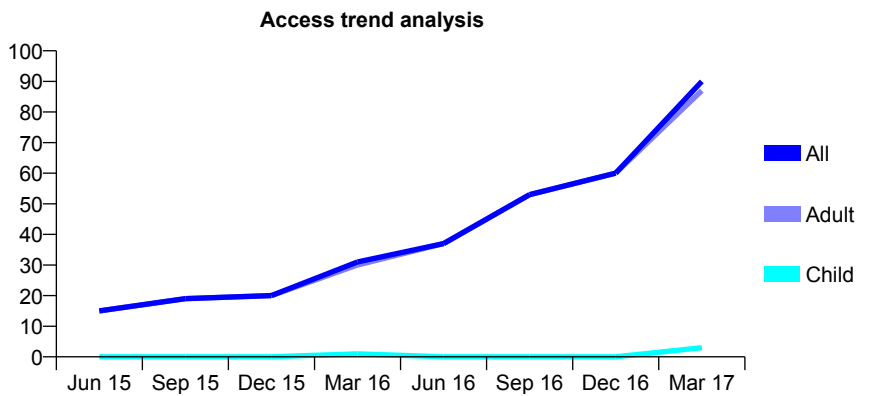
7A7 - Vital Signs At a Glance Contract Report for 154431/0004 - March 2017

Name or company name	Powys Local Health Board
Contract type name	GDS Contract
Purpose of contract	General
Contract start date	24/10/2011
Contract end date	

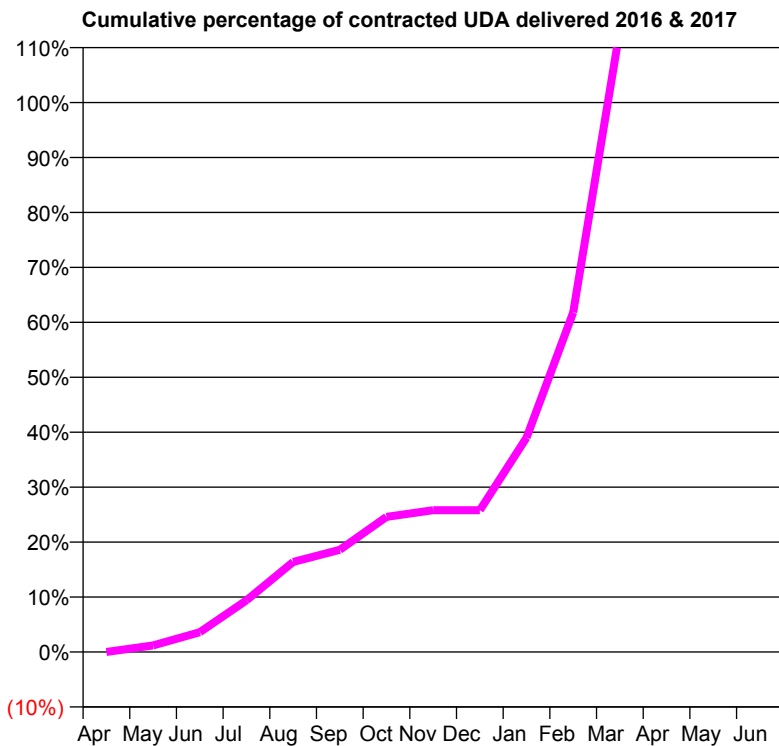
16/17 Contracted general activity (UDA)	100
Carry forward general activity (UDA)	0
16/17 Contracted orthodontic activity (UOA)	0
Carry forward orthodontic activity (UOA)	0
Baseline contract value	£0.00

ACCESS*

Patients seen in 24 months	Total	Change since previous quarter
Quarter ending March 2016	31	
Quarter ending June 2016	37	↑
Quarter ending September 2016	53	↑
Quarter ending December 2016	60	↑
Quarter ending March 2017	90	↑
Variance since March 2016	190.3%	↑



ACTIVITY



Month	Adjusted Scheduled Activity (UDA)	
	2016	2017
April	0	0
May	10	1
June	14	4
July	27	9
August	29	16
September	30	19
October	30	25
November	30	26
December	38	26
January	51	39
February	68	62
March	70	113
April	73	
May	74	
June	76	

QUALITY

	Quantity	Base Number	Contract	LHB	Wales
% of FP17s for the same patient ID Re-attending within 3 months - Children	0	3	0.0%	8.5%	11.3%
% of FP17s for the same patient ID Re-attending within 3 months - Adults	1	87	1.1%	14.1%	16.7%
% of FP17s for the same patient ID Re-attending between 3 & 9 months - Children	0	3	0.0%	54.0%	58.0%
% of FP17s for the same patient ID Re-attending between 3 & 9 months - Adults	2	87	2.3%	51.6%	53.7%
% of FP17s for Band 1 Urgent Courses	51	76	67.1%	9.5%	9.0%
% of FP17s Relating to Free Repair or Replacements	0	76	0.0%	0.6%	0.7%
% of FP17s Relating to Continuations	0	76	0.0%	1.2%	0.9%
% of Patients satisfied with the dentistry they have received	2	2	N/A	93.5%	93.9%
% of Patients satisfied with the time they had to wait for an appointment	1	2	N/A	87.1%	88.4%

* This is based on patients treated on this contract for their most recent course of treatment. Figures in italics indicate the base number of FP17s or Patient Questionnaire responses are less than 100. N/A is shown where the base number of responses is less than 10 during the period. % is calculated as Quantity/Base number*100

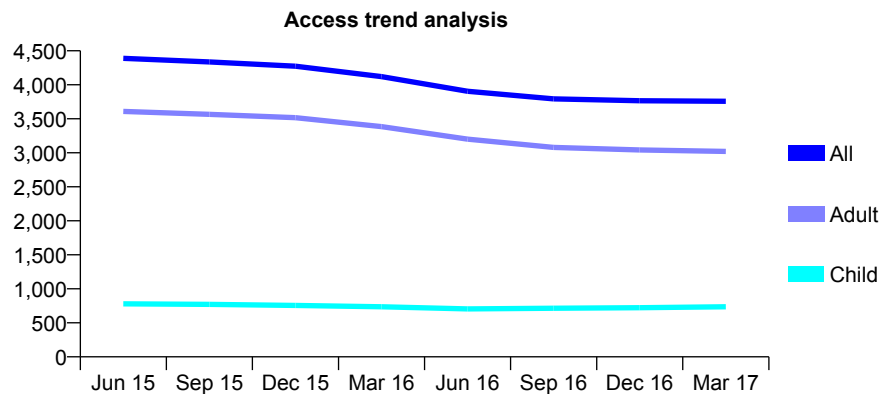
7A7 - Vital Signs At a Glance Contract Report for 158194/0003 - March 2017

Name or company name	Denticare Ltd
Contract type name	GDS Contract
Purpose of contract	General
Contract start date	01/04/2006
Contract end date	

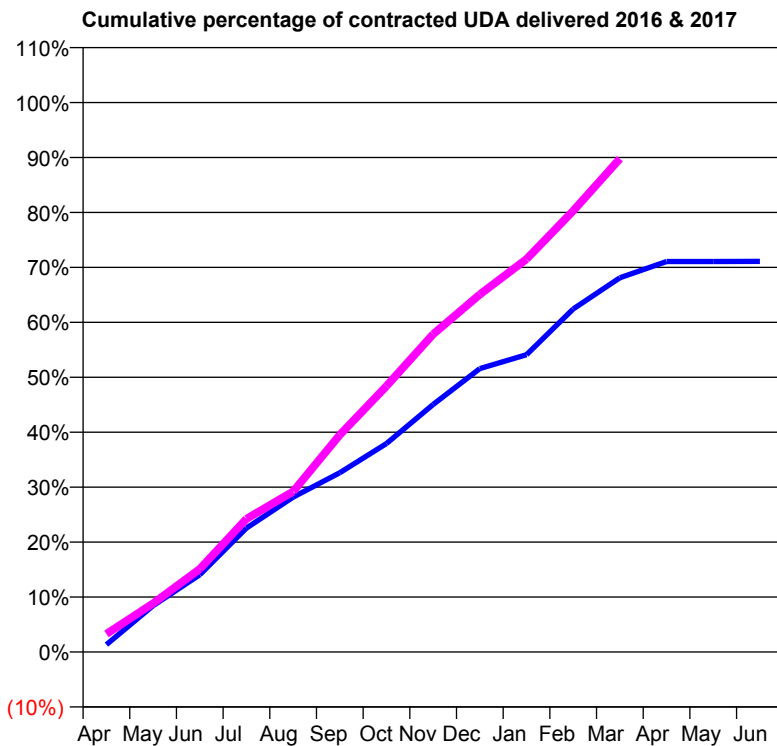
16/17 Contracted general activity (UDA)	12,000
Carry forward general activity (UDA)	0
16/17 Contracted orthodontic activity (UOA)	0
Carry forward orthodontic activity (UOA)	0
Baseline contract value	£300,550.18

ACCESS*

Patients seen in 24 months	Total	Change since previous quarter
Quarter ending March 2016	4,121	
Quarter ending June 2016	3,905	↓
Quarter ending September 2016	3,794	↓
Quarter ending December 2016	3,766	→
Quarter ending March 2017	3,757	→
Variance since March 2016	(8.8%)	↓



ACTIVITY



Month	Adjusted Scheduled Activity (UDA)	
	2016	2017
April	185	395
May	1,154	1,060
June	1,928	1,811
July	3,090	2,907
August	3,861	3,503
September	4,471	4,741
October	5,201	5,809
November	6,173	6,941
December	7,069	7,810
January	7,414	8,581
February	8,555	9,635
March	9,332	10,774
April	9,740	
May	9,740	
June	9,743	

QUALITY

	Quantity	Base Number	Contract	LHB	Wales
% of FP17s for the same patient ID Re-attending within 3 months - Children	73	1,148	6.4%	8.5%	11.3%
% of FP17s for the same patient ID Re-attending within 3 months - Adults	484	4,456	10.9%	14.1%	16.7%
% of FP17s for the same patient ID Re-attending between 3 & 9 months - Children	637	1,148	55.5%	54.0%	58.0%
% of FP17s for the same patient ID Re-attending between 3 & 9 months - Adults	1,875	4,456	42.1%	51.6%	53.7%
% of FP17s for Band 1 Urgent Courses	346	5,437	6.4%	9.5%	9.0%
% of FP17s Relating to Free Repair or Replacements	28	5,437	0.5%	0.6%	0.7%
% of FP17s Relating to Continuations	72	5,437	1.3%	1.2%	0.9%
% of Patients satisfied with the dentistry they have received	67	74	90.5%	93.5%	93.9%
% of Patients satisfied with the time they had to wait for an appointment	60	74	81.1%	87.1%	88.4%

* This is based on patients treated on this contract for their most recent course of treatment. Figures in italics indicate the base number of FP17s or Patient Questionnaire responses are less than 100. N/A is shown where the base number of responses is less than 10 during the period. % is calculated as Quantity/Base number*100

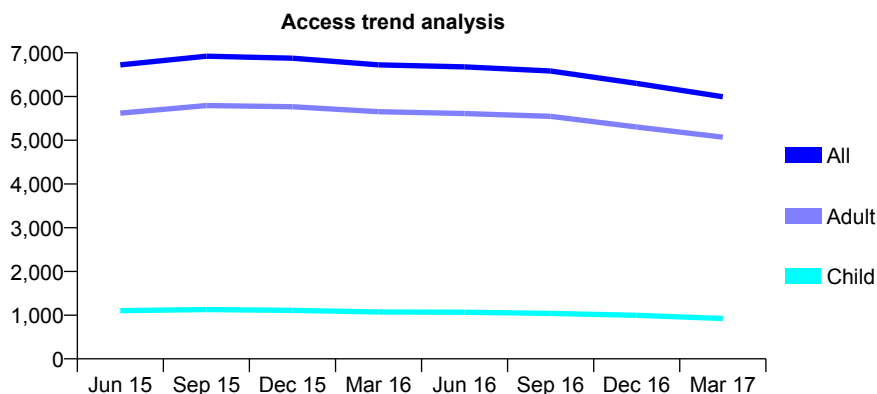
7A7 - Vital Signs At a Glance Contract Report for 158194/0004 - March 2017

Name or company name	Denticare Ltd
Contract type name	GDS Contract
Purpose of contract	General
Contract start date	01/04/2006
Contract end date	

16/17 Contracted general activity (UDA)	17,500
Carry forward general activity (UDA)	0
16/17 Contracted orthodontic activity (UOA)	0
Carry forward orthodontic activity (UOA)	0
Baseline contract value	£438,307.10

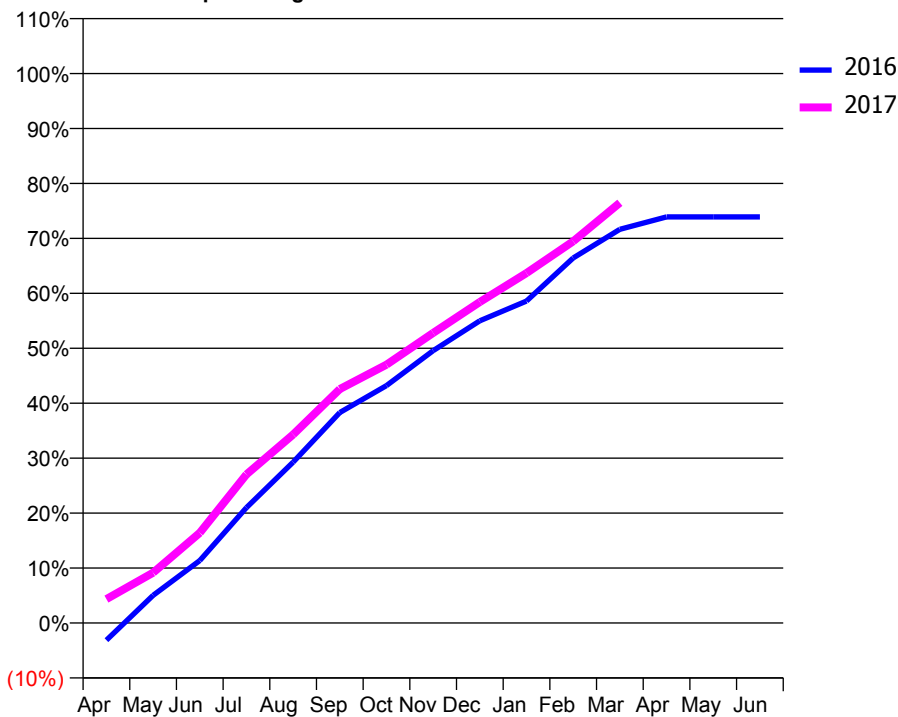
ACCESS*

Patients seen in 24 months	Total	Change since previous quarter
Quarter ending March 2016	6,723	
Quarter ending June 2016	6,677	→
Quarter ending September 2016	6,585	↓
Quarter ending December 2016	6,300	↓
Quarter ending March 2017	5,994	↓
Variance since March 2016	(10.8%)	↓



ACTIVITY

Cumulative percentage of contracted UDA delivered 2016 & 2017



Month	Adjusted Scheduled Activity (UDA)	
	2016	2017
April	-681	761
May	1,090	1,605
June	2,464	2,874
July	4,554	4,732
August	6,349	6,003
September	8,307	7,450
October	9,372	8,227
November	10,749	9,237
December	11,925	10,224
January	12,707	11,145
February	14,406	12,156
March	15,535	13,382
April	16,023	
May	16,023	
June	16,027	

QUALITY

	Quantity	Base Number	Contract	LHB	Wales
% of FP17s for the same patient ID Re-attending within 3 months - Children	50	999	5.0%	8.5%	11.3%
% of FP17s for the same patient ID Re-attending within 3 months - Adults	555	5,533	10.0%	14.1%	16.7%
% of FP17s for the same patient ID Re-attending between 3 & 9 months - Children	280	999	28.0%	54.0%	58.0%
% of FP17s for the same patient ID Re-attending between 3 & 9 months - Adults	2,170	5,533	39.2%	51.6%	53.7%
% of FP17s for Band 1 Urgent Courses	191	6,298	3.0%	9.5%	9.0%
% of FP17s Relating to Free Repair or Replacements	10	6,298	0.2%	0.6%	0.7%
% of FP17s Relating to Continuations	111	6,298	1.8%	1.2%	0.9%
% of Patients satisfied with the dentistry they have received	97	107	90.7%	93.5%	93.9%
% of Patients satisfied with the time they had to wait for an appointment	83	107	77.6%	87.1%	88.4%

* This is based on patients treated on this contract for their most recent course of treatment. Figures in italics indicate the base number of FP17s or Patient Questionnaire responses are less than 100. N/A is shown where the base number of responses is less than 10 during the period. % is calculated as Quantity/Base number*100

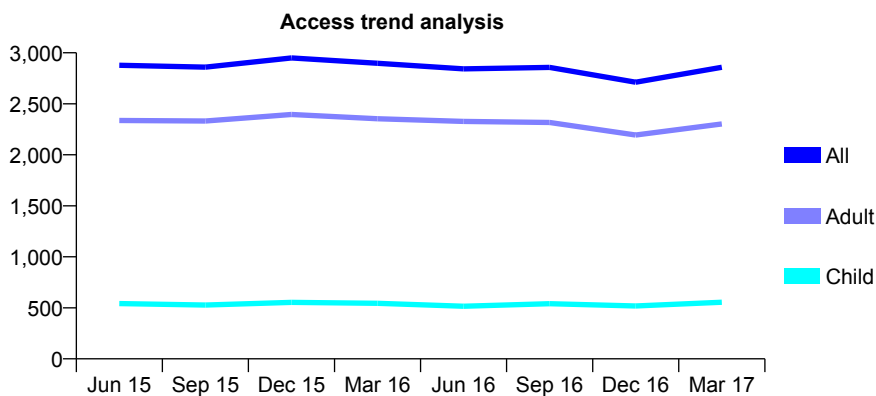
7A7 - Vital Signs At a Glance Contract Report for 158194/0010 - March 2017

Name or company name	Denticare Ltd
Contract type name	GDS Contract
Purpose of contract	General
Contract start date	01/04/2006
Contract end date	

16/17 Contracted general activity (UDA)	9,500
Carry forward general activity (UDA)	0
16/17 Contracted orthodontic activity (UOA)	0
Carry forward orthodontic activity (UOA)	0
Baseline contract value	£237,935.56

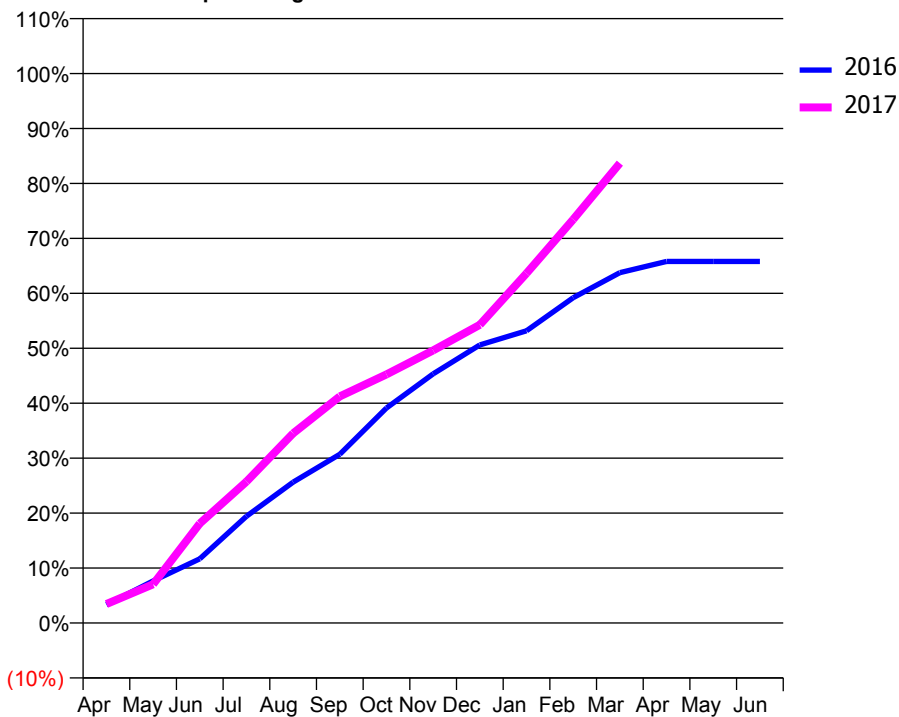
ACCESS*

Patients seen in 24 months	Total	Change since previous quarter
Quarter ending March 2016	2,897	
Quarter ending June 2016	2,843	↓
Quarter ending September 2016	2,857	→
Quarter ending December 2016	2,712	↓
Quarter ending March 2017	2,858	↑
Variance since March 2016	(1.3%)	↓



ACTIVITY

Cumulative percentage of contracted UDA delivered 2016 & 2017



Month	Adjusted Scheduled Activity (UDA)	
	2016	2017
April	317	329
May	728	671
June	1,111	1,722
July	1,846	2,445
August	2,436	3,279
September	2,917	3,918
October	3,718	4,298
November	4,307	4,713
December	4,807	5,155
January	5,052	6,045
February	5,624	6,978
March	6,057	7,951
April	6,251	
May	6,251	
June	6,251	

QUALITY

	Quantity	Base Number	Contract	LHB	Wales
% of FP17s for the same patient ID Re-attending within 3 months - Children	40	775	5.2%	8.5%	11.3%
% of FP17s for the same patient ID Re-attending within 3 months - Adults	470	3,358	14.0%	14.1%	16.7%
% of FP17s for the same patient ID Re-attending between 3 & 9 months - Children	374	775	48.3%	54.0%	58.0%
% of FP17s for the same patient ID Re-attending between 3 & 9 months - Adults	1,289	3,358	38.4%	51.6%	53.7%
% of FP17s for Band 1 Urgent Courses	499	4,045	12.3%	9.5%	9.0%
% of FP17s Relating to Free Repair or Replacements	38	4,045	0.9%	0.6%	0.7%
% of FP17s Relating to Continuations	67	4,045	1.7%	1.2%	0.9%
% of Patients satisfied with the dentistry they have received	53	57	93.0%	93.5%	93.9%
% of Patients satisfied with the time they had to wait for an appointment	47	57	82.5%	87.1%	88.4%

* This is based on patients treated on this contract for their most recent course of treatment. Figures in italics indicate the base number of FP17s or Patient Questionnaire responses are less than 100. N/A is shown where the base number of responses is less than 10 during the period. % is calculated as Quantity/Base number*100

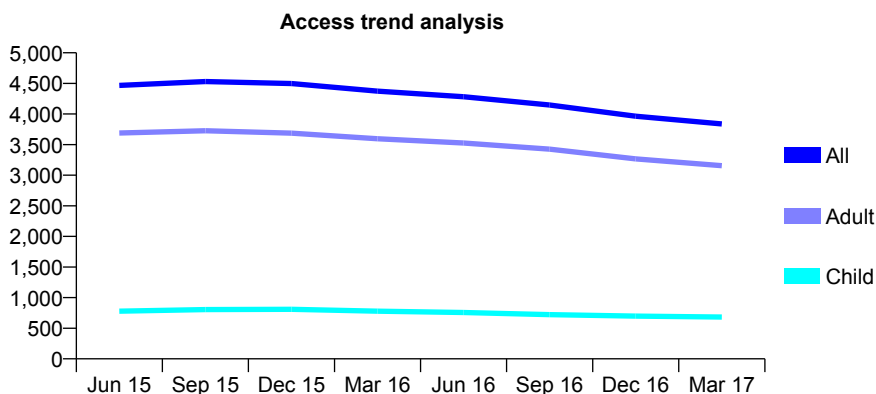
7A7 - Vital Signs At a Glance Contract Report for 158194/0022 - March 2017

Name or company name	Denticare Ltd
Contract type name	GDS Contract
Purpose of contract	General
Contract start date	15/12/2008
Contract end date	

16/17 Contracted general activity (UDA)	11,000
Carry forward general activity (UDA)	0
16/17 Contracted orthodontic activity (UOA)	0
Carry forward orthodontic activity (UOA)	0
Baseline contract value	£275,504.33

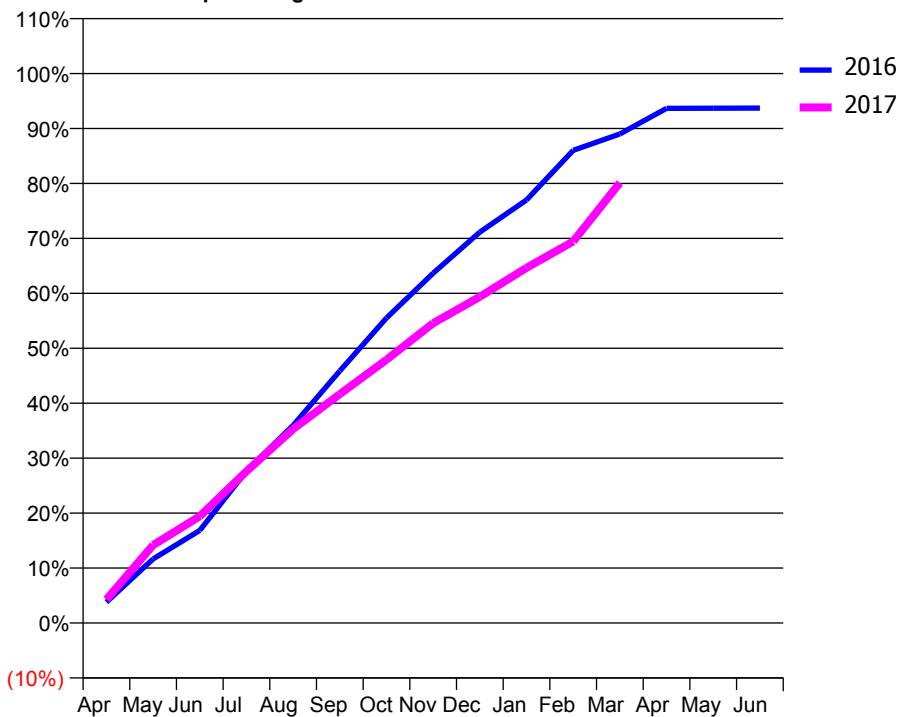
ACCESS*

Patients seen in 24 months	Total	Change since previous quarter
Quarter ending March 2016	4,374	
Quarter ending June 2016	4,283	↓
Quarter ending September 2016	4,148	↓
Quarter ending December 2016	3,964	↓
Quarter ending March 2017	3,838	↓
Variance since March 2016	(12.3%)	↓



ACTIVITY

Cumulative percentage of contracted UDA delivered 2016 & 2017



Month	Adjusted Scheduled Activity (UDA)	
	2016	2017
April	455	472
May	1,400	1,560
June	2,022	2,136
July	3,320	3,037
August	4,316	3,882
September	5,505	4,582
October	6,661	5,270
November	7,639	6,003
December	8,536	6,530
January	9,237	7,109
February	10,322	7,640
March	10,681	8,814
April	11,240	
May	11,243	
June	11,245	

QUALITY

	Quantity	Base Number	Contract	LHB	Wales
% of FP17s for the same patient ID Re-attending within 3 months - Children	43	795	5.4%	8.5%	11.3%
% of FP17s for the same patient ID Re-attending within 3 months - Adults	476	3,410	14.0%	14.1%	16.7%
% of FP17s for the same patient ID Re-attending between 3 & 9 months - Children	426	795	53.6%	54.0%	58.0%
% of FP17s for the same patient ID Re-attending between 3 & 9 months - Adults	1,579	3,410	46.3%	51.6%	53.7%
% of FP17s for Band 1 Urgent Courses	349	3,942	8.9%	9.5%	9.0%
% of FP17s Relating to Free Repair or Replacements	18	3,942	0.5%	0.6%	0.7%
% of FP17s Relating to Continuations	83	3,942	2.1%	1.2%	0.9%
% of Patients satisfied with the dentistry they have received	94	101	93.1%	93.5%	93.9%
% of Patients satisfied with the time they had to wait for an appointment	86	101	85.1%	87.1%	88.4%

* This is based on patients treated on this contract for their most recent course of treatment. Figures in italics indicate the base number of FP17s or Patient Questionnaire responses are less than 100. N/A is shown where the base number of responses is less than 10 during the period. % is calculated as Quantity/Base number*100

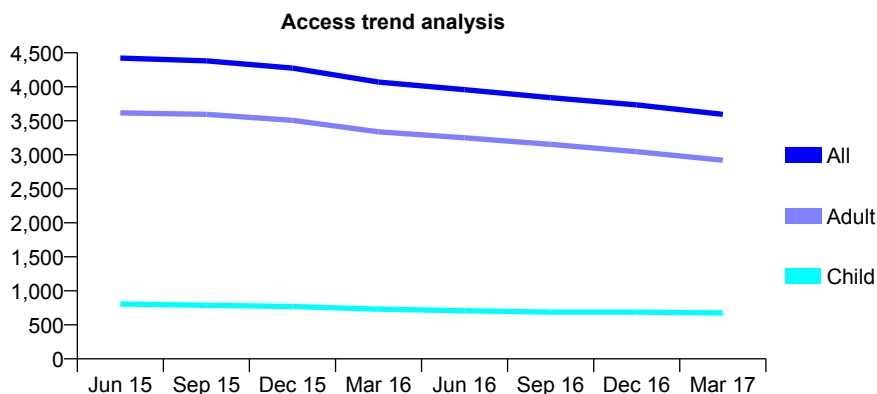
7A7 - Vital Signs At a Glance Contract Report for 158194/0024 - March 2017

Name or company name	Denticare Ltd
Contract type name	GDS Contract
Purpose of contract	General
Contract start date	01/07/2009
Contract end date	

16/17 Contracted general activity (UDA)	12,000
Carry forward general activity (UDA)	0
16/17 Contracted orthodontic activity (UOA)	0
Carry forward orthodontic activity (UOA)	0
Baseline contract value	£300,542.37

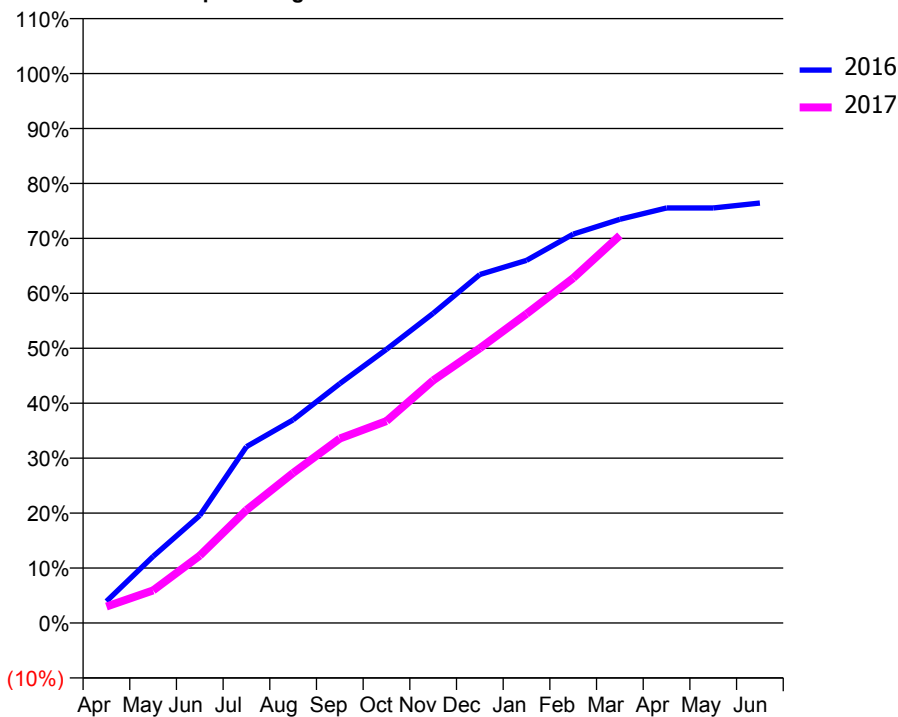
ACCESS*

Patients seen in 24 months	Total	Change since previous quarter
Quarter ending March 2016	4,070	
Quarter ending June 2016	3,957	↓
Quarter ending September 2016	3,840	↓
Quarter ending December 2016	3,734	↓
Quarter ending March 2017	3,596	↓
Variance since March 2016	(11.6%)	↓



ACTIVITY

Cumulative percentage of contracted UDA delivered 2016 & 2017



Month	Adjusted Scheduled Activity (UDA)	
	2016	2017
April	551	361
May	1,698	711
June	2,738	1,471
July	4,494	2,467
August	5,177	3,277
September	6,101	4,029
October	6,972	4,409
November	7,890	5,298
December	8,878	6,001
January	9,239	6,752
February	9,910	7,533
March	10,286	8,463
April	10,573	
May	10,574	
June	10,700	

QUALITY

	Quantity	Base Number	Contract	LHB	Wales
% of FP17s for the same patient ID Re-attending within 3 months - Children	58	908	6.4%	8.5%	11.3%
% of FP17s for the same patient ID Re-attending within 3 months - Adults	553	4,162	13.3%	14.1%	16.7%
% of FP17s for the same patient ID Re-attending between 3 & 9 months - Children	402	908	44.3%	54.0%	58.0%
% of FP17s for the same patient ID Re-attending between 3 & 9 months - Adults	2,094	4,162	50.3%	51.6%	53.7%
% of FP17s for Band 1 Urgent Courses	434	4,836	9.0%	9.5%	9.0%
% of FP17s Relating to Free Repair or Replacements	31	4,836	0.6%	0.6%	0.7%
% of FP17s Relating to Continuations	64	4,836	1.3%	1.2%	0.9%
% of Patients satisfied with the dentistry they have received	66	69	95.7%	93.5%	93.9%
% of Patients satisfied with the time they had to wait for an appointment	56	69	81.2%	87.1%	88.4%

* This is based on patients treated on this contract for their most recent course of treatment. Figures in italics indicate the base number of FP17s or Patient Questionnaire responses are less than 100. N/A is shown where the base number of responses is less than 10 during the period. % is calculated as Quantity/Base number*100

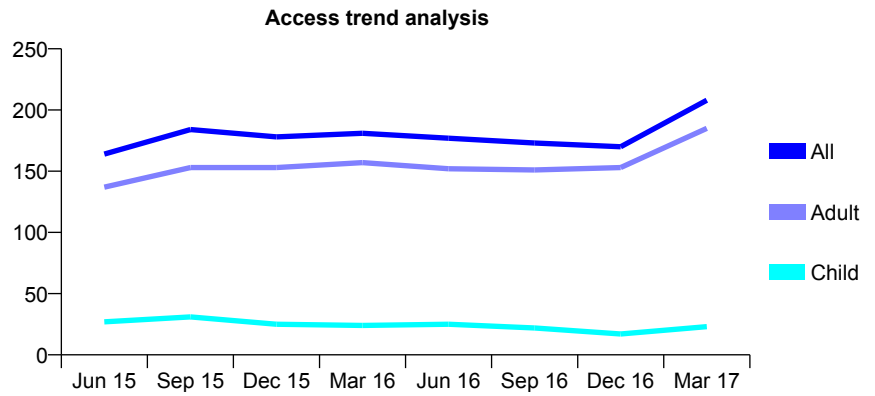
7A7 - Vital Signs At a Glance Contract Report for 158194/0026 - March 2017

Name or company name	Denticare Ltd
Contract type name	PDS Contract
Purpose of contract	General
Contract start date	01/11/2010
Contract end date	31/10/2020

16/17 Contracted general activity (UDA)	638
Carry forward general activity (UDA)	0
16/17 Contracted orthodontic activity (UOA)	0
Carry forward orthodontic activity (UOA)	0
Baseline contract value	£68,044.05

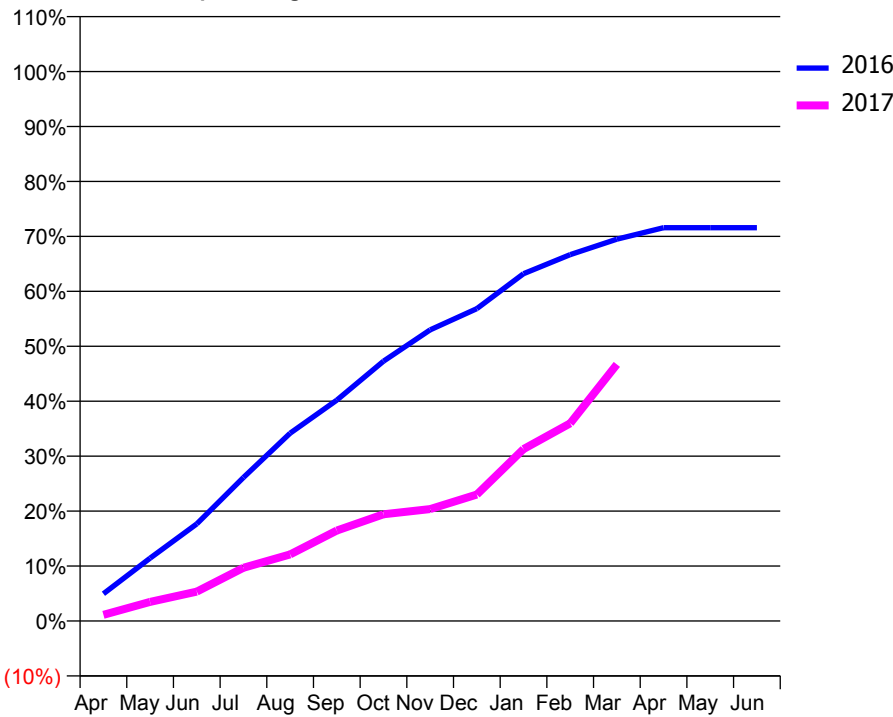
ACCESS*

Patients seen in 24 months	Total	Change since previous quarter
Quarter ending March 2016	181	
Quarter ending June 2016	177	↓
Quarter ending September 2016	173	↓
Quarter ending December 2016	170	↓
Quarter ending March 2017	208	↑
Variance since March 2016	14.9%	↑



ACTIVITY

Cumulative percentage of contracted UDA delivered 2016 & 2017



Month	Adjusted Scheduled Activity (UDA)	
	2016	2017
April	32	7
May	73	22
June	113	34
July	167	62
August	218	77
September	256	105
October	302	124
November	338	130
December	363	147
January	403	200
February	425	230
March	443	298
April	457	
May	457	
June	457	

QUALITY

	Quantity	Base Number	Contract	LHB	Wales
% of FP17s for the same patient ID Re-attending within 3 months - Children	0	33	0.0%	8.5%	11.3%
% of FP17s for the same patient ID Re-attending within 3 months - Adults	2	246	0.8%	14.1%	16.7%
% of FP17s for the same patient ID Re-attending between 3 & 9 months - Children	0	33	0.0%	54.0%	58.0%
% of FP17s for the same patient ID Re-attending between 3 & 9 months - Adults	1	246	0.4%	51.6%	53.7%
% of FP17s for Band 1 Urgent Courses	245	247	99.2%	9.5%	9.0%
% of FP17s Relating to Free Repair or Replacements	0	247	0.0%	0.6%	0.7%
% of FP17s Relating to Continuations	0	247	0.0%	1.2%	0.9%
% of Patients satisfied with the dentistry they have received	4	5	N/A	93.5%	93.9%
% of Patients satisfied with the time they had to wait for an appointment	4	5	N/A	87.1%	88.4%

* This is based on patients treated on this contract for their most recent course of treatment. Figures in italics indicate the base number of FP17s or Patient Questionnaire responses are less than 100. N/A is shown where the base number of responses is less than 10 during the period. % is calculated as Quantity/Base number*100

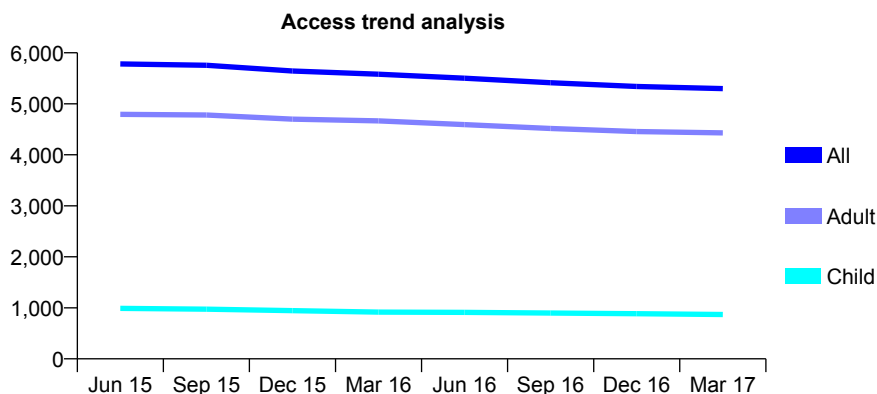
7A7 - Vital Signs At a Glance Contract Report for 193267/0001 - March 2017

Name or company name	Dr DG Evans and Dr JC Evans
Contract type name	GDS Contract
Purpose of contract	General
Contract start date	01/04/2006
Contract end date	

16/17 Contracted general activity (UDA)	15,417
Carry forward general activity (UDA)	-496
16/17 Contracted orthodontic activity (UOA)	0
Carry forward orthodontic activity (UOA)	0
Baseline contract value	£390,454.17

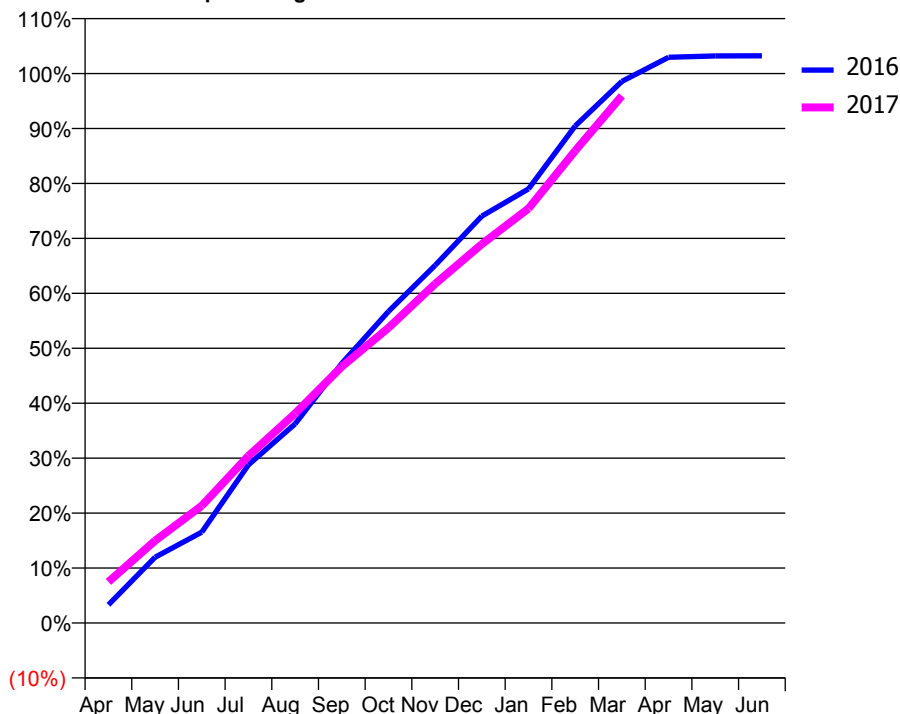
ACCESS*

Patients seen in 24 months	Total	Change since previous quarter
Quarter ending March 2016	5,581	
Quarter ending June 2016	5,503	↓
Quarter ending September 2016	5,413	↓
Quarter ending December 2016	5,341	↓
Quarter ending March 2017	5,298	→
Variance since March 2016	(5.1%)	↓



ACTIVITY

Cumulative percentage of contracted UDA delivered 2016 & 2017



Month	Adjusted Scheduled Activity (UDA)	
	2016	2017
April	510	1,153
May	1,845	2,310
June	2,551	3,291
July	4,440	4,689
August	5,589	5,878
September	7,287	7,194
October	8,742	8,281
November	10,037	9,516
December	11,416	10,632
January	12,178	11,631
February	13,947	13,250
March	15,196	14,790
April	15,873	
May	15,911	
June	15,914	

QUALITY

	Quantity	Base Number	Contract	LHB	Wales
% of FP17s for the same patient ID Re-attending within 3 months - Children	88	1,312	6.7%	8.5%	11.3%
% of FP17s for the same patient ID Re-attending within 3 months - Adults	1,013	6,765	15.0%	14.1%	16.7%
% of FP17s for the same patient ID Re-attending between 3 & 9 months - Children	834	1,312	63.6%	54.0%	58.0%
% of FP17s for the same patient ID Re-attending between 3 & 9 months - Adults	4,025	6,765	59.5%	51.6%	53.7%
% of FP17s for Band 1 Urgent Courses	671	7,693	8.7%	9.5%	9.0%
% of FP17s Relating to Free Repair or Replacements	66	7,693	0.9%	0.6%	0.7%
% of FP17s Relating to Continuations	89	7,693	1.2%	1.2%	0.9%
% of Patients satisfied with the dentistry they have received	151	157	96.2%	93.5%	93.9%
% of Patients satisfied with the time they had to wait for an appointment	152	157	96.8%	87.1%	88.4%

* This is based on patients treated on this contract for their most recent course of treatment. Figures in italics indicate the base number of FP17s or Patient Questionnaire responses are less than 100. N/A is shown where the base number of responses is less than 10 during the period. % is calculated as Quantity/Base number*100

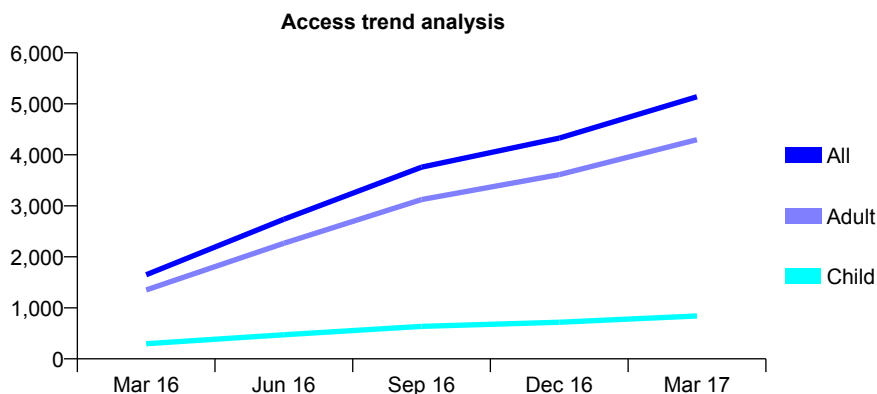
7A7 - Vital Signs At a Glance Contract Report for 208248/0002 - March 2017

Name or company name	The Martin Partnership
Contract type name	GDS Contract
Purpose of contract	General
Contract start date	21/12/2015
Contract end date	

16/17 Contracted general activity (UDA)	16,364
Carry forward general activity (UDA)	-139
16/17 Contracted orthodontic activity (UOA)	0
Carry forward orthodontic activity (UOA)	0
Baseline contract value	£401,146.32

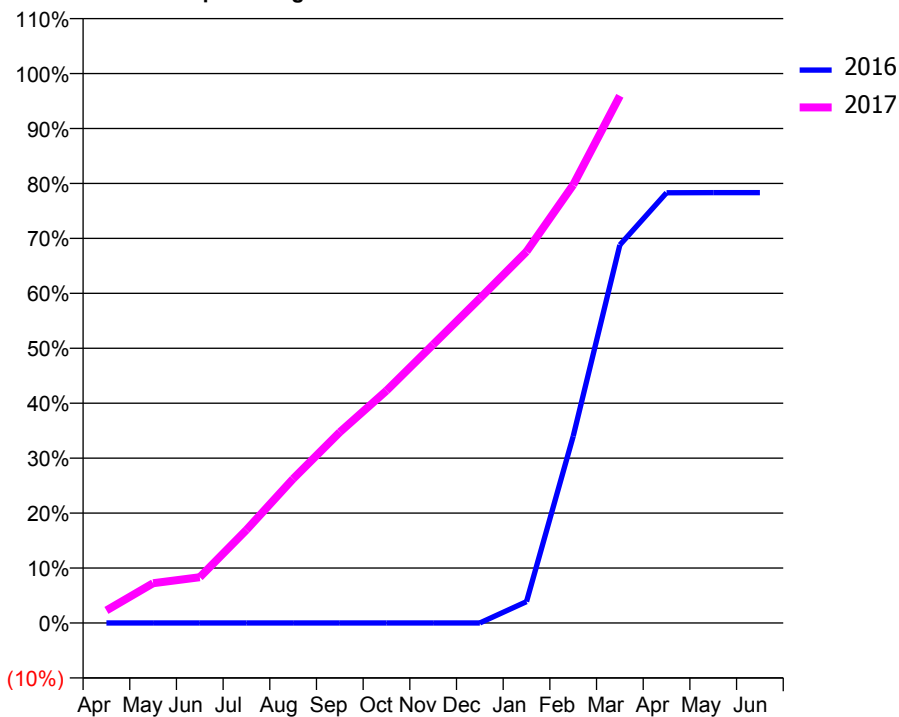
ACCESS*

Patients seen in 24 months	Total	Change since previous quarter
Quarter ending March 2016	1,648	
Quarter ending June 2016	2,737	↑
Quarter ending September 2016	3,759	↑
Quarter ending December 2016	4,329	↑
Quarter ending March 2017	5,139	↑
Variance since March 2016	211.8%	↑



ACTIVITY

Cumulative percentage of contracted UDA delivered 2016 & 2017



Month	Adjusted Scheduled Activity (UDA)	
	2016	2017
April	0	375
May	0	1,185
June	0	1,366
July	0	2,773
August	0	4,297
September	0	5,683
October	0	6,920
November	0	8,292
December	0	9,667
January	180	11,060
February	1,571	13,045
March	3,179	15,700
April	3,617	
May	3,618	
June	3,618	

QUALITY

	Quantity	Base Number	Contract	LHB	Wales
% of FP17s for the same patient ID Re-attending within 3 months - Children	39	1,173	3.3%	8.5%	11.3%
% of FP17s for the same patient ID Re-attending within 3 months - Adults	483	6,267	7.7%	14.1%	16.7%
% of FP17s for the same patient ID Re-attending between 3 & 9 months - Children	414	1,173	35.3%	54.0%	58.0%
% of FP17s for the same patient ID Re-attending between 3 & 9 months - Adults	2,306	6,267	36.8%	51.6%	53.7%
% of FP17s for Band 1 Urgent Courses	399	7,281	5.5%	9.5%	9.0%
% of FP17s Relating to Free Repair or Replacements	30	7,281	0.4%	0.6%	0.7%
% of FP17s Relating to Continuations	34	7,281	0.5%	1.2%	0.9%
% of Patients satisfied with the dentistry they have received	106	111	95.5%	93.5%	93.9%
% of Patients satisfied with the time they had to wait for an appointment	102	111	91.9%	87.1%	88.4%

* This is based on patients treated on this contract for their most recent course of treatment. Figures in italics indicate the base number of FP17s or Patient Questionnaire responses are less than 100. N/A is shown where the base number of responses is less than 10 during the period. % is calculated as Quantity/Base number*100

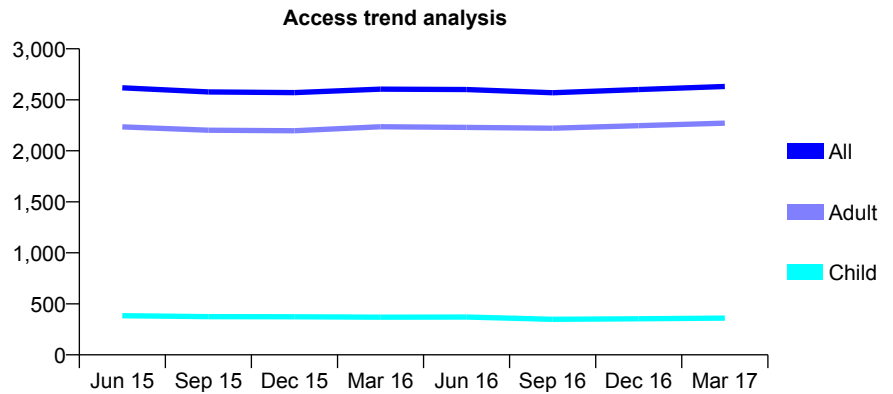
7A7 - Vital Signs At a Glance Contract Report for 218812/0001 - March 2017

Name or company name	MR JD ROBERTS-JAMES
Contract type name	GDS Contract
Purpose of contract	General
Contract start date	01/04/2006
Contract end date	

16/17 Contracted general activity (UDA)	7,456
Carry forward general activity (UDA)	-205
16/17 Contracted orthodontic activity (UOA)	0
Carry forward orthodontic activity (UOA)	0
Baseline contract value	£187,725.56

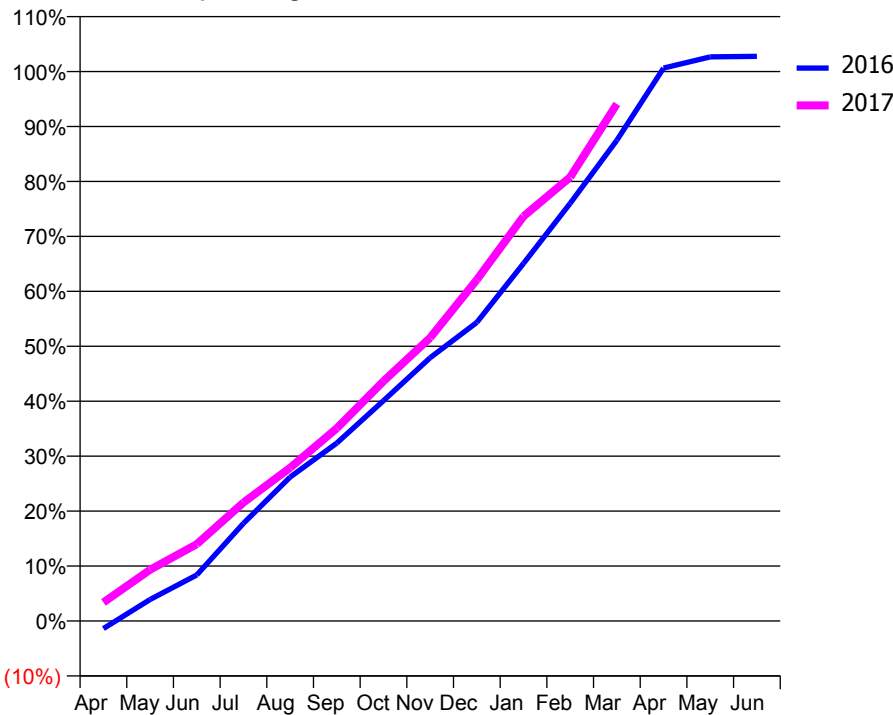
ACCESS*

Patients seen in 24 months	Total	Change since previous quarter
Quarter ending March 2016	2,605	
Quarter ending June 2016	2,601	→
Quarter ending September 2016	2,569	↓
Quarter ending December 2016	2,601	→
Quarter ending March 2017	2,631	→
Variance since March 2016	1.0%	→



ACTIVITY

Cumulative percentage of contracted UDA delivered 2016 & 2017



Month	Adjusted Scheduled Activity (UDA)	
	2016	2017
April	-104	252
May	292	695
June	625	1,042
July	1,325	1,607
August	1,953	2,080
September	2,415	2,615
October	2,991	3,255
November	3,573	3,844
December	4,051	4,631
January	4,852	5,491
February	5,667	6,022
March	6,524	7,015
April	7,502	
May	7,655	
June	7,662	

QUALITY

	Quantity	Base Number	Contract	LHB	Wales
% of FP17s for the same patient ID Re-attending within 3 months - Children	36	591	6.1%	8.5%	11.3%
% of FP17s for the same patient ID Re-attending within 3 months - Adults	419	3,202	13.1%	14.1%	16.7%
% of FP17s for the same patient ID Re-attending between 3 & 9 months - Children	369	591	62.4%	54.0%	58.0%
% of FP17s for the same patient ID Re-attending between 3 & 9 months - Adults	1,764	3,202	55.1%	51.6%	53.7%
% of FP17s for Band 1 Urgent Courses	170	3,350	5.1%	9.5%	9.0%
% of FP17s Relating to Free Repair or Replacements	10	3,350	0.3%	0.6%	0.7%
% of FP17s Relating to Continuations	52	3,350	1.6%	1.2%	0.9%
% of Patients satisfied with the dentistry they have received	92	94	97.9%	93.5%	93.9%
% of Patients satisfied with the time they had to wait for an appointment	78	94	83.0%	87.1%	88.4%

* This is based on patients treated on this contract for their most recent course of treatment. Figures in italics indicate the base number of FP17s or Patient Questionnaire responses are less than 100. N/A is shown where the base number of responses is less than 10 during the period. % is calculated as Quantity/Base number*100

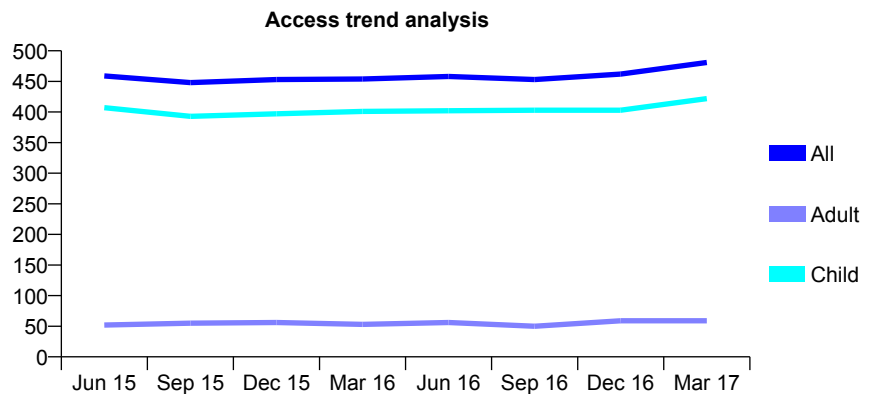
7A7 - Vital Signs At a Glance Contract Report for 565350/0001 - March 2017

Name or company name	MR CA HIMSWORTH
Contract type name	GDS Contract
Purpose of contract	General
Contract start date	01/04/2006
Contract end date	

16/17 Contracted general activity (UDA)	1,250
Carry forward general activity (UDA)	0
16/17 Contracted orthodontic activity (UOA)	0
Carry forward orthodontic activity (UOA)	0
Baseline contract value	£36,031.36

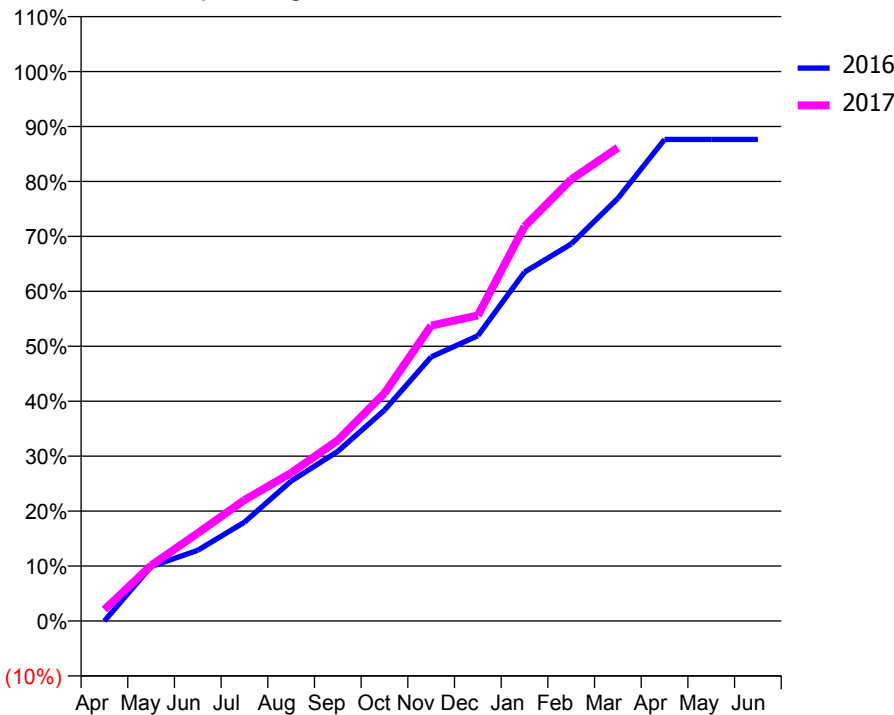
ACCESS*

Patients seen in 24 months	Total	Change since previous quarter
Quarter ending March 2016	454	
Quarter ending June 2016	458	→
Quarter ending September 2016	453	↓
Quarter ending December 2016	462	→
Quarter ending March 2017	481	↑
Variance since March 2016	5.9%	↑



ACTIVITY

Cumulative percentage of contracted UDA delivered 2016 & 2017



Month	Adjusted Scheduled Activity (UDA)	
	2016	2017
April	0	26
May	124	126
June	161	200
July	225	275
August	318	337
September	386	411
October	480	518
November	601	672
December	649	695
January	794	898
February	858	1,004
March	961	1,077
April	1,095	
May	1,095	
June	1,095	

QUALITY

	Quantity	Base Number	Contract	LHB	Wales
% of FP17s for the same patient ID Re-attending within 3 months - Children	108	761	14.2%	8.5%	11.3%
% of FP17s for the same patient ID Re-attending within 3 months - Adults	0	1	0.0%	14.1%	16.7%
% of FP17s for the same patient ID Re-attending between 3 & 9 months - Children	419	761	55.1%	54.0%	58.0%
% of FP17s for the same patient ID Re-attending between 3 & 9 months - Adults	1	1	100.0%	51.6%	53.7%
% of FP17s for Band 1 Urgent Courses	34	667	5.1%	9.5%	9.0%
% of FP17s Relating to Free Repair or Replacements	0	667	0.0%	0.6%	0.7%
% of FP17s Relating to Continuations	0	667	0.0%	1.2%	0.9%
% of Patients satisfied with the dentistry they have received	12	12	100.0%	93.5%	93.9%
% of Patients satisfied with the time they had to wait for an appointment	9	12	75.0%	87.1%	88.4%

* This is based on patients treated on this contract for their most recent course of treatment. Figures in italics indicate the base number of FP17s or Patient Questionnaire responses are less than 100. N/A is shown where the base number of responses is less than 10 during the period. % is calculated as Quantity/Base number*100

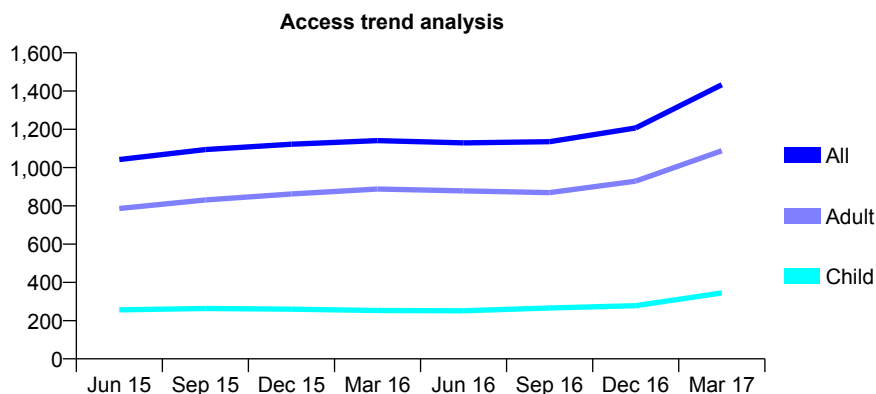
7A7 - Vital Signs At a Glance Contract Report for 659193/0002 - March 2017

Name or company name	T&C Ichim
Contract type name	GDS Contract
Purpose of contract	General
Contract start date	03/05/2014
Contract end date	

16/17 Contracted general activity (UDA)	3,370
Carry forward general activity (UDA)	-23
16/17 Contracted orthodontic activity (UOA)	0
Carry forward orthodontic activity (UOA)	0
Baseline contract value	£77,655.76

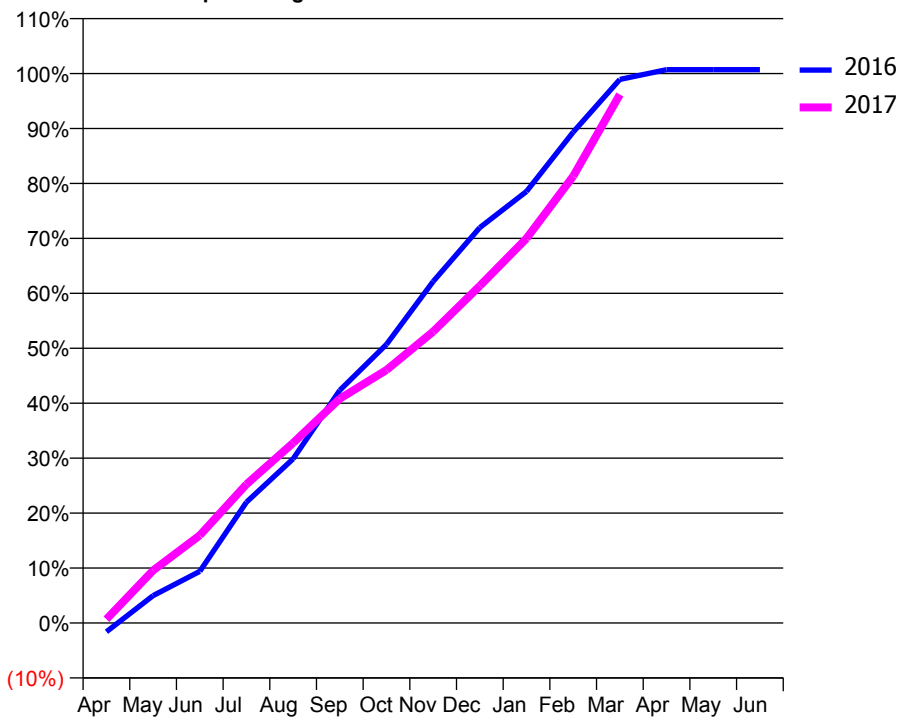
ACCESS*

Patients seen in 24 months	Total	Change since previous quarter
Quarter ending March 2016	1,141	
Quarter ending June 2016	1,129	↓
Quarter ending September 2016	1,135	→
Quarter ending December 2016	1,207	↑
Quarter ending March 2017	1,433	↑
Variance since March 2016	25.6%	↑



ACTIVITY

Cumulative percentage of contracted UDA delivered 2016 & 2017



Month	Adjusted Scheduled Activity (UDA)	
	2016	2017
April	-54	23
May	168	323
June	317	538
July	742	851
August	1,007	1,104
September	1,427	1,376
October	1,709	1,551
November	2,094	1,787
December	2,425	2,068
January	2,646	2,359
February	3,011	2,740
March	3,334	3,241
April	3,393	
May	3,393	
June	3,393	

QUALITY

	Quantity	Base Number	Contract	LHB	Wales
% of FP17s for the same patient ID Re-attending within 3 months - Children	17	445	3.8%	8.5%	11.3%
% of FP17s for the same patient ID Re-attending within 3 months - Adults	101	1,254	8.1%	14.1%	16.7%
% of FP17s for the same patient ID Re-attending between 3 & 9 months - Children	189	445	42.5%	54.0%	58.0%
% of FP17s for the same patient ID Re-attending between 3 & 9 months - Adults	563	1,254	44.9%	51.6%	53.7%
% of FP17s for Band 1 Urgent Courses	40	1,672	2.4%	9.5%	9.0%
% of FP17s Relating to Free Repair or Replacements	0	1,672	0.0%	0.6%	0.7%
% of FP17s Relating to Continuations	4	1,672	0.2%	1.2%	0.9%
% of Patients satisfied with the dentistry they have received	32	34	94.1%	93.5%	93.9%
% of Patients satisfied with the time they had to wait for an appointment	31	34	91.2%	87.1%	88.4%

* This is based on patients treated on this contract for their most recent course of treatment. Figures in italics indicate the base number of FP17s or Patient Questionnaire responses are less than 100. N/A is shown where the base number of responses is less than 10 during the period. % is calculated as Quantity/Base number*100

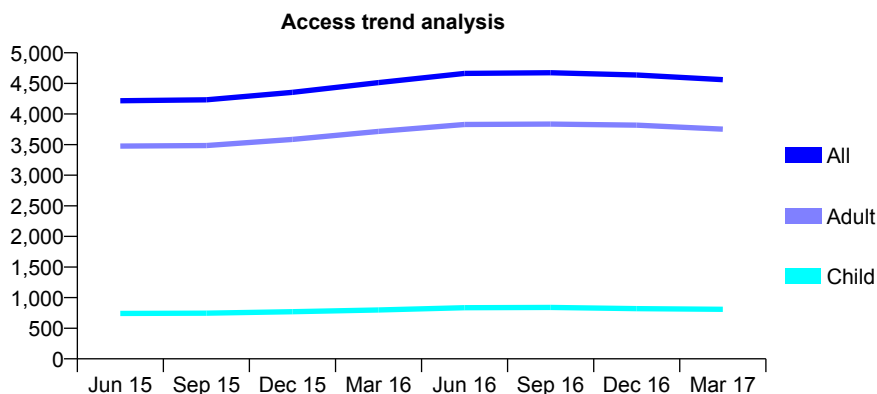
7A7 - Vital Signs At a Glance Contract Report for 689823/0001 - March 2017

Name or company name	MR J CHARRO
Contract type name	GDS Contract
Purpose of contract	General
Contract start date	01/04/2006
Contract end date	

16/17 Contracted general activity (UDA)	14,000
Carry forward general activity (UDA)	-549
16/17 Contracted orthodontic activity (UOA)	0
Carry forward orthodontic activity (UOA)	0
Baseline contract value	£403,533.24

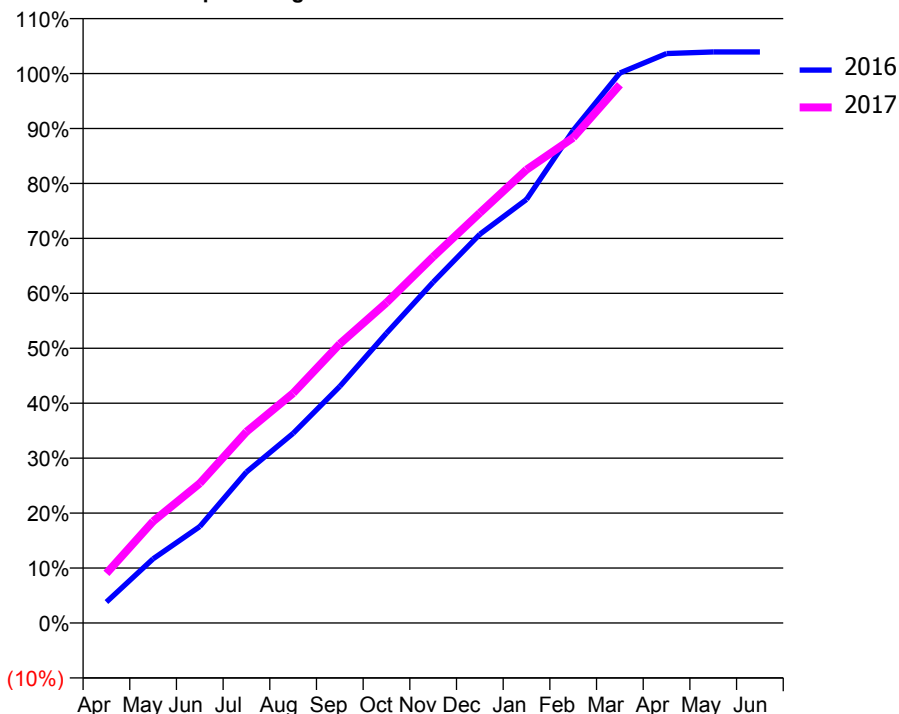
ACCESS*

Patients seen in 24 months	Total	Change since previous quarter
Quarter ending March 2016	4,514	
Quarter ending June 2016	4,663	↑
Quarter ending September 2016	4,675	→
Quarter ending December 2016	4,637	→
Quarter ending March 2017	4,561	↓
Variance since March 2016	1.0%	→



ACTIVITY

Cumulative percentage of contracted UDA delivered 2016 & 2017



Month	Adjusted Scheduled Activity (UDA)	
	2016	2017
April	537	1,266
May	1,637	2,591
June	2,459	3,559
July	3,849	4,873
August	4,832	5,856
September	6,029	7,112
October	7,385	8,162
November	8,685	9,331
December	9,904	10,450
January	10,793	11,548
February	12,550	12,364
March	14,013	13,714
April	14,508	
May	14,548	
June	14,549	

QUALITY

	Quantity	Base Number	Contract	LHB	Wales
% of FP17s for the same patient ID Re-attending within 3 months - Children	86	1,342	6.4%	8.5%	11.3%
% of FP17s for the same patient ID Re-attending within 3 months - Adults	1,068	6,782	15.7%	14.1%	16.7%
% of FP17s for the same patient ID Re-attending between 3 & 9 months - Children	927	1,342	69.1%	54.0%	58.0%
% of FP17s for the same patient ID Re-attending between 3 & 9 months - Adults	4,679	6,782	69.0%	51.6%	53.7%
% of FP17s for Band 1 Urgent Courses	769	7,794	9.9%	9.5%	9.0%
% of FP17s Relating to Free Repair or Replacements	28	7,794	0.4%	0.6%	0.7%
% of FP17s Relating to Continuations	87	7,794	1.1%	1.2%	0.9%
% of Patients satisfied with the dentistry they have received	111	119	93.3%	93.5%	93.9%
% of Patients satisfied with the time they had to wait for an appointment	113	119	95.0%	87.1%	88.4%

* This is based on patients treated on this contract for their most recent course of treatment. Figures in italics indicate the base number of FP17s or Patient Questionnaire responses are less than 100. N/A is shown where the base number of responses is less than 10 during the period. % is calculated as Quantity/Base number*100

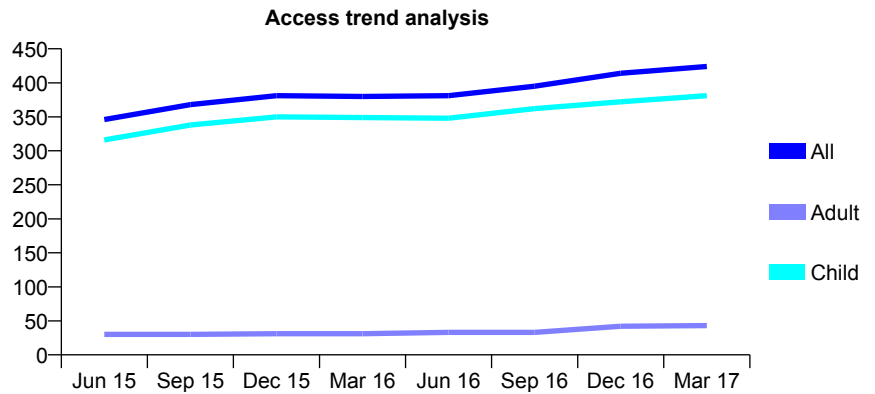
7A7 - Vital Signs At a Glance Contract Report for 762938/0001 - March 2017

Name or company name	MISS G DAVIES
Contract type name	PDS Contract
Purpose of contract	General
Contract start date	01/04/2012
Contract end date	31/03/2018

16/17 Contracted general activity (UDA)	700
Carry forward general activity (UDA)	0
16/17 Contracted orthodontic activity (UOA)	0
Carry forward orthodontic activity (UOA)	0
Baseline contract value	£26,177.25

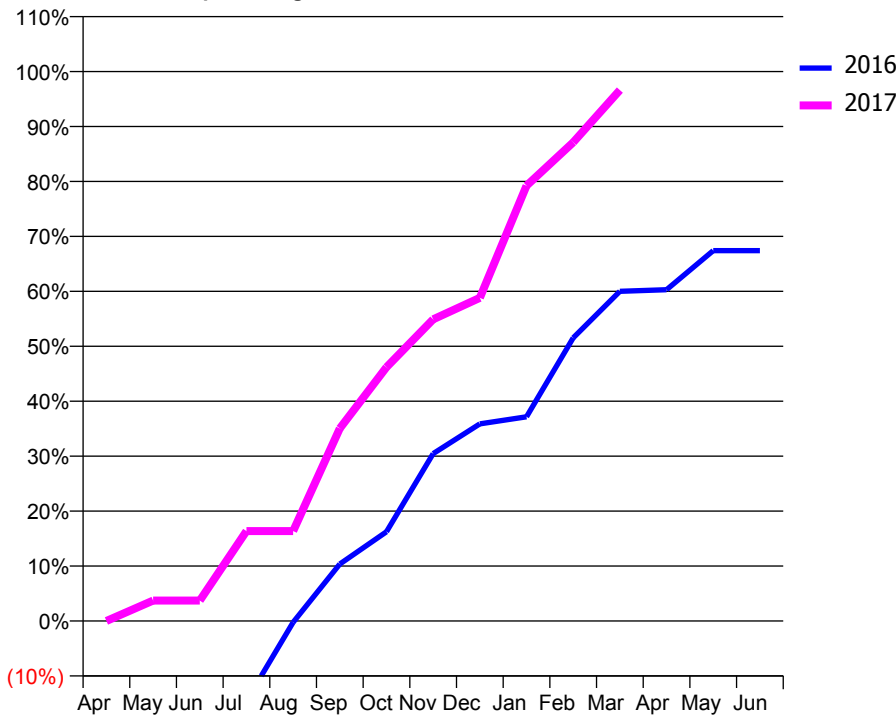
ACCESS*

Patients seen in 24 months	Total	Change since previous quarter
Quarter ending March 2016	380	
Quarter ending June 2016	381	→
Quarter ending September 2016	395	↑
Quarter ending December 2016	414	↑
Quarter ending March 2017	424	↑
Variance since March 2016	11.6%	↑



ACTIVITY

Cumulative percentage of contracted UDA delivered 2016 & 2017



Month	Adjusted Scheduled Activity (UDA)	
	2016	2017
April	-105	0
May	-102	26
June	-102	26
July	-102	115
August	-2	115
September	73	245
October	114	323
November	213	384
December	251	412
January	260	555
February	361	610
March	420	676
April	422	
May	472	
June	472	

QUALITY

	Quantity	Base Number	Contract	LHB	Wales
% of FP17s for the same patient ID Re-attending within 3 months - Children	99	542	18.3%	8.5%	11.3%
% of FP17s for the same patient ID Re-attending within 3 months - Adults	2	18	11.1%	14.1%	16.7%
% of FP17s for the same patient ID Re-attending between 3 & 9 months - Children	205	542	37.8%	54.0%	58.0%
% of FP17s for the same patient ID Re-attending between 3 & 9 months - Adults	8	18	44.4%	51.6%	53.7%
% of FP17s for Band 1 Urgent Courses	27	501	5.4%	9.5%	9.0%
% of FP17s Relating to Free Repair or Replacements	0	501	0.0%	0.6%	0.7%
% of FP17s Relating to Continuations	0	501	0.0%	1.2%	0.9%
% of Patients satisfied with the dentistry they have received	5	6	N/A	93.5%	93.9%
% of Patients satisfied with the time they had to wait for an appointment	4	6	N/A	87.1%	88.4%

* This is based on patients treated on this contract for their most recent course of treatment. Figures in italics indicate the base number of FP17s or Patient Questionnaire responses are less than 100. N/A is shown where the base number of responses is less than 10 during the period. % is calculated as Quantity/Base number*100

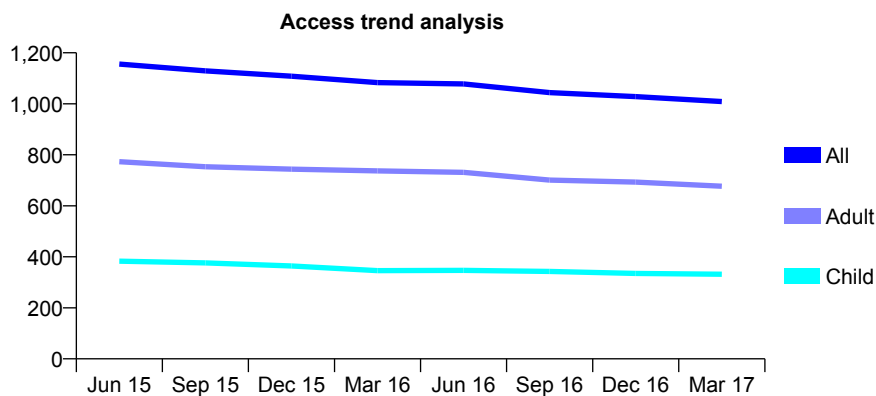
7A7 - Vital Signs At a Glance Contract Report for 809748/0001 - March 2017

Name or company name	MR MS QUAYLE
Contract type name	GDS Contract
Purpose of contract	General
Contract start date	24/06/2013
Contract end date	

16/17 Contracted general activity (UDA)	2,995
Carry forward general activity (UDA)	0
16/17 Contracted orthodontic activity (UOA)	0
Carry forward orthodontic activity (UOA)	0
Baseline contract value	£71,153.78

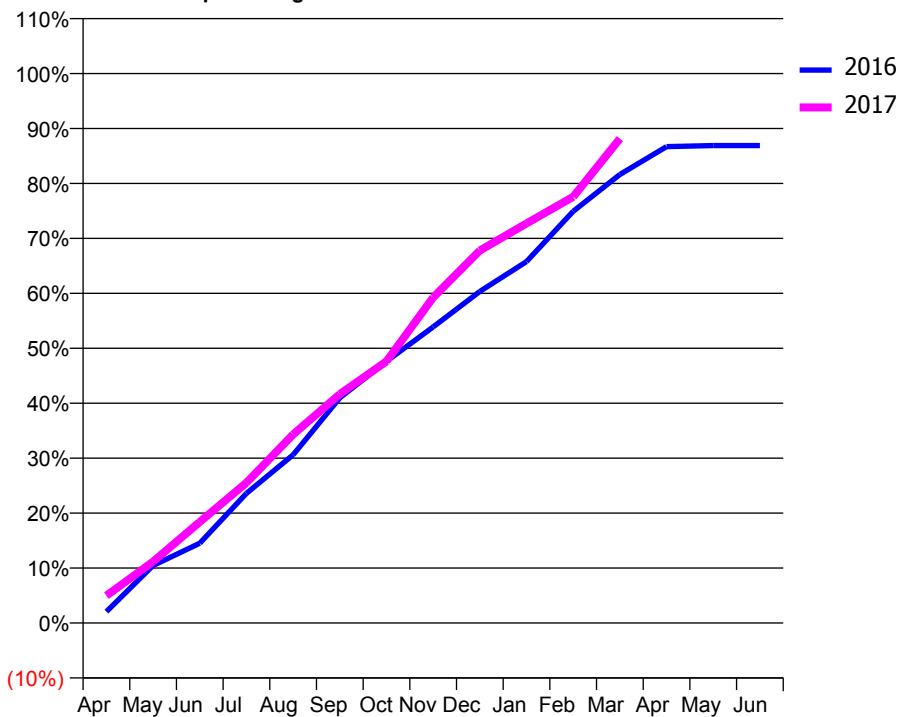
ACCESS*

Patients seen in 24 months	Total	Change since previous quarter
Quarter ending March 2016	1,083	
Quarter ending June 2016	1,078	→
Quarter ending September 2016	1,044	↓
Quarter ending December 2016	1,028	↓
Quarter ending March 2017	1,009	↓
Variance since March 2016	(6.8%)	↓



ACTIVITY

Cumulative percentage of contracted UDA delivered 2016 & 2017



Month	Adjusted Scheduled Activity (UDA)	
	2016	2017
April	62	150
May	314	335
June	435	551
July	707	765
August	917	1,028
September	1,227	1,248
October	1,426	1,426
November	1,614	1,774
December	1,807	2,030
January	1,970	2,178
February	2,244	2,323
March	2,445	2,640
April	2,596	
May	2,602	
June	2,602	

QUALITY

	Quantity	Base Number	Contract	LHB	Wales
% of FP17s for the same patient ID Re-attending within 3 months - Children	34	488	7.0%	8.5%	11.3%
% of FP17s for the same patient ID Re-attending within 3 months - Adults	227	1,061	21.4%	14.1%	16.7%
% of FP17s for the same patient ID Re-attending between 3 & 9 months - Children	303	488	62.1%	54.0%	58.0%
% of FP17s for the same patient ID Re-attending between 3 & 9 months - Adults	536	1,061	50.5%	51.6%	53.7%
% of FP17s for Band 1 Urgent Courses	96	1,469	6.5%	9.5%	9.0%
% of FP17s Relating to Free Repair or Replacements	23	1,469	1.6%	0.6%	0.7%
% of FP17s Relating to Continuations	5	1,469	0.3%	1.2%	0.9%
% of Patients satisfied with the dentistry they have received	37	43	86.0%	93.5%	93.9%
% of Patients satisfied with the time they had to wait for an appointment	41	43	95.3%	87.1%	88.4%

* This is based on patients treated on this contract for their most recent course of treatment. Figures in italics indicate the base number of FP17s or Patient Questionnaire responses are less than 100. N/A is shown where the base number of responses is less than 10 during the period. % is calculated as Quantity/Base number*100

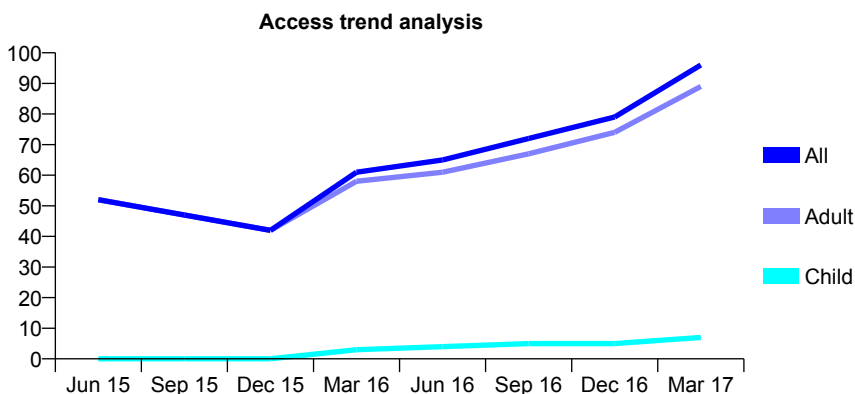
7A7 - Vital Signs At a Glance Contract Report for 830887/0002 - March 2017

Name or company name	MR WJ TOLLEY
Contract type name	PDS Contract
Purpose of contract	General
Contract start date	02/01/2011
Contract end date	01/01/2021

16/17 Contracted general activity (UDA)	100
Carry forward general activity (UDA)	0
16/17 Contracted orthodontic activity (UOA)	0
Carry forward orthodontic activity (UOA)	0
Baseline contract value	£0.00

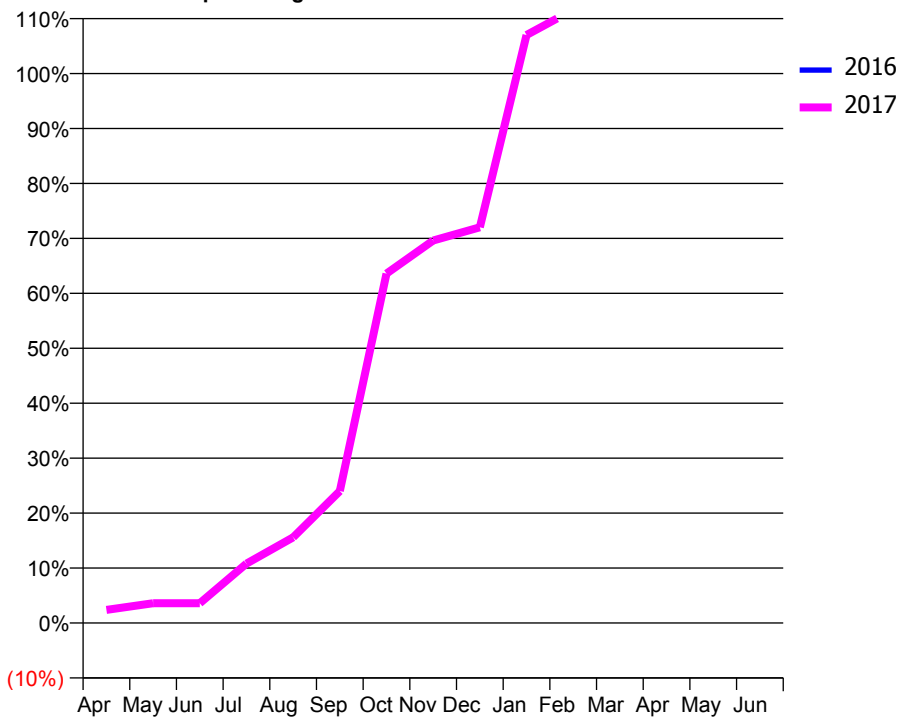
ACCESS*

Patients seen in 24 months	Total	Change since previous quarter
Quarter ending March 2016	61	
Quarter ending June 2016	65	↑
Quarter ending September 2016	72	↑
Quarter ending December 2016	79	↑
Quarter ending March 2017	96	↑
Variance since March 2016	57.4%	↑



ACTIVITY

Cumulative percentage of contracted UDA delivered 2016 & 2017



Month	Adjusted Scheduled Activity (UDA)	
	2016	2017
April	0	2
May	0	4
June	8	4
July	13	11
August	13	16
September	21	24
October	21	64
November	35	70
December	37	72
January	65	107
February	71	112
March	85	124
April	97	
May	97	
June	97	

QUALITY

	Quantity	Base Number	Contract	LHB	Wales
% of FP17s for the same patient ID Re-attending within 3 months - Children	0	7	0.0%	8.5%	11.3%
% of FP17s for the same patient ID Re-attending within 3 months - Adults	0	79	0.0%	14.1%	16.7%
% of FP17s for the same patient ID Re-attending between 3 & 9 months - Children	0	7	0.0%	54.0%	58.0%
% of FP17s for the same patient ID Re-attending between 3 & 9 months - Adults	2	79	2.5%	51.6%	53.7%
% of FP17s for Band 1 Urgent Courses	63	75	84.0%	9.5%	9.0%
% of FP17s Relating to Free Repair or Replacements	0	75	0.0%	0.6%	0.7%
% of FP17s Relating to Continuations	0	75	0.0%	1.2%	0.9%
% of Patients satisfied with the dentistry they have received	2	2	N/A	93.5%	93.9%
% of Patients satisfied with the time they had to wait for an appointment	2	2	N/A	87.1%	88.4%

* This is based on patients treated on this contract for their most recent course of treatment. Figures in italics indicate the base number of FP17s or Patient Questionnaire responses are less than 100. N/A is shown where the base number of responses is less than 10 during the period. % is calculated as Quantity/Base number*100

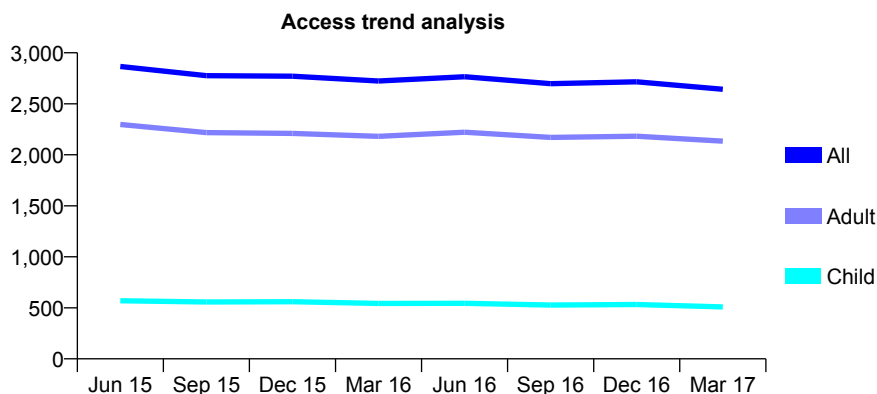
7A7 - Vital Signs At a Glance Contract Report for 849324/0001 - March 2017

Name or company name	MISS S FAWAZ
Contract type name	GDS Contract
Purpose of contract	General
Contract start date	01/04/2006
Contract end date	

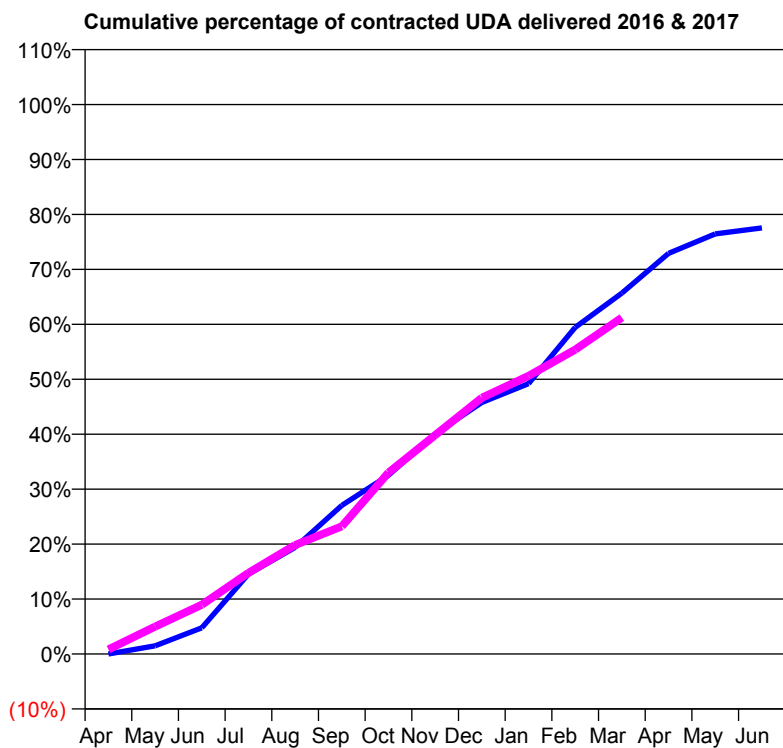
16/17 Contracted general activity (UDA)	8,000
Carry forward general activity (UDA)	0
16/17 Contracted orthodontic activity (UOA)	0
Carry forward orthodontic activity (UOA)	0
Baseline contract value	£197,983.58

ACCESS*

Patients seen in 24 months	Total	Change since previous quarter
Quarter ending March 2016	2,724	
Quarter ending June 2016	2,766	→
Quarter ending September 2016	2,698	↓
Quarter ending December 2016	2,716	→
Quarter ending March 2017	2,643	↓
Variance since March 2016	(3.0%)	↓



ACTIVITY



Month	Adjusted Scheduled Activity (UDA)	
	2016	2017
April	0	67
May	119	398
June	382	717
July	1,165	1,182
August	1,552	1,587
September	2,164	1,858
October	2,603	2,641
November	3,205	3,186
December	3,663	3,730
January	3,935	4,049
February	4,756	4,431
March	5,254	4,898
April	5,833	
May	6,117	
June	6,203	

QUALITY

	Quantity	Base Number	Contract	LHB	Wales
% of FP17s for the same patient ID Re-attending within 3 months - Children	13	533	2.4%	8.5%	11.3%
% of FP17s for the same patient ID Re-attending within 3 months - Adults	253	2,456	10.3%	14.1%	16.7%
% of FP17s for the same patient ID Re-attending between 3 & 9 months - Children	227	533	42.6%	54.0%	58.0%
% of FP17s for the same patient ID Re-attending between 3 & 9 months - Adults	1,150	2,456	46.8%	51.6%	53.7%
% of FP17s for Band 1 Urgent Courses	250	2,662	9.4%	9.5%	9.0%
% of FP17s Relating to Free Repair or Replacements	10	2,662	0.4%	0.6%	0.7%
% of FP17s Relating to Continuations	40	2,662	1.5%	1.2%	0.9%
% of Patients satisfied with the dentistry they have received	64	71	90.1%	93.5%	93.9%
% of Patients satisfied with the time they had to wait for an appointment	66	71	93.0%	87.1%	88.4%

* This is based on patients treated on this contract for their most recent course of treatment. Figures in italics indicate the base number of FP17s or Patient Questionnaire responses are less than 100. N/A is shown where the base number of responses is less than 10 during the period. % is calculated as Quantity/Base number*100

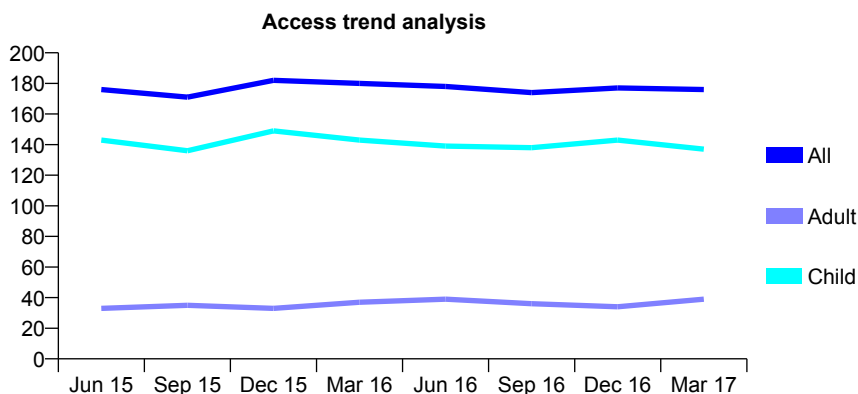
7A7 - Vital Signs At a Glance Contract Report for 915645/0001 - March 2017

Name or company name	MISS SE GRIFFITHS
Contract type name	GDS Contract
Purpose of contract	General
Contract start date	01/04/2006
Contract end date	

16/17 Contracted general activity (UDA)	400
Carry forward general activity (UDA)	0
16/17 Contracted orthodontic activity (UOA)	0
Carry forward orthodontic activity (UOA)	0
Baseline contract value	£9,700.95

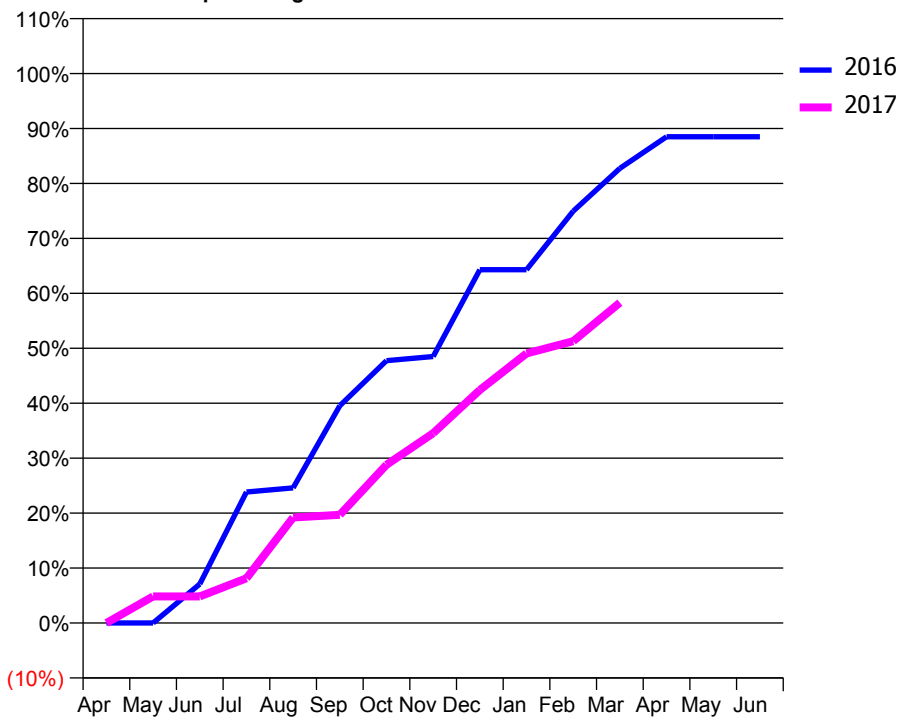
ACCESS*

Patients seen in 24 months	Total	Change since previous quarter
Quarter ending March 2016	180	
Quarter ending June 2016	178	↓
Quarter ending September 2016	174	↓
Quarter ending December 2016	177	→
Quarter ending March 2017	176	→
Variance since March 2016	(2.2%)	↓



ACTIVITY

Cumulative percentage of contracted UDA delivered 2016 & 2017



Month	Adjusted Scheduled Activity (UDA)	
	2016	2017
April	0	0
May	0	19
June	28	19
July	95	33
August	98	77
September	158	79
October	191	115
November	194	138
December	257	170
January	257	196
February	300	205
March	331	233
April	354	
May	354	
June	354	

QUALITY

	Quantity	Base Number	Contract	LHB	Wales
% of FP17s for the same patient ID Re-attending within 3 months - Children	9	191	4.7%	8.5%	11.3%
% of FP17s for the same patient ID Re-attending within 3 months - Adults	1	21	4.8%	14.1%	16.7%
% of FP17s for the same patient ID Re-attending between 3 & 9 months - Children	104	191	54.5%	54.0%	58.0%
% of FP17s for the same patient ID Re-attending between 3 & 9 months - Adults	11	21	52.4%	51.6%	53.7%
% of FP17s for Band 1 Urgent Courses	17	187	9.1%	9.5%	9.0%
% of FP17s Relating to Free Repair or Replacements	0	187	0.0%	0.6%	0.7%
% of FP17s Relating to Continuations	0	187	0.0%	1.2%	0.9%
% of Patients satisfied with the dentistry they have received	2	2	N/A	93.5%	93.9%
% of Patients satisfied with the time they had to wait for an appointment	2	2	N/A	87.1%	88.4%

* This is based on patients treated on this contract for their most recent course of treatment. Figures in italics indicate the base number of FP17s or Patient Questionnaire responses are less than 100. N/A is shown where the base number of responses is less than 10 during the period. % is calculated as Quantity/Base number*100

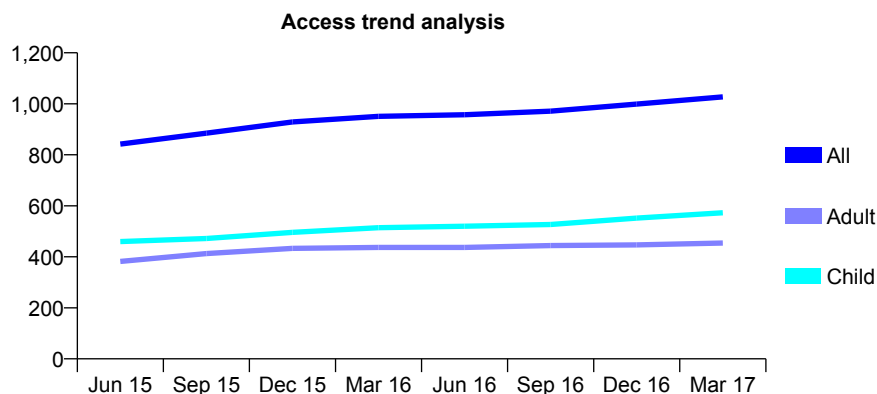
7A7 - Vital Signs At a Glance Contract Report for 964948/0001 - March 2017

Name or company name	MR WJ JENKINS
Contract type name	GDS Contract
Purpose of contract	General
Contract start date	25/10/2013
Contract end date	

16/17 Contracted general activity (UDA)	2,700
Carry forward general activity (UDA)	129
16/17 Contracted orthodontic activity (UOA)	0
Carry forward orthodontic activity (UOA)	0
Baseline contract value	£78,213.39

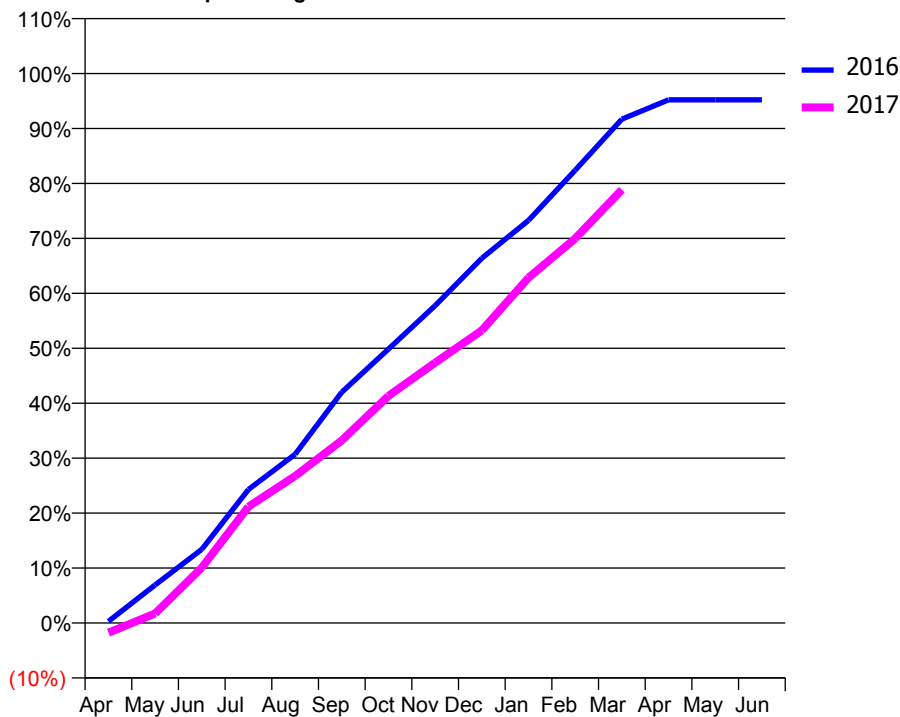
ACCESS*

Patients seen in 24 months	Total	Change since previous quarter
Quarter ending March 2016	951	
Quarter ending June 2016	957	→
Quarter ending September 2016	971	→
Quarter ending December 2016	999	↑
Quarter ending March 2017	1,027	↑
Variance since March 2016	8.0%	↑



ACTIVITY

Cumulative percentage of contracted UDA delivered 2016 & 2017



Month	Adjusted Scheduled Activity (UDA)	
	2016	2017
April	8	-48
May	187	47
June	362	272
July	656	572
August	829	722
September	1,135	897
October	1,346	1,116
November	1,560	1,279
December	1,793	1,438
January	1,978	1,697
February	2,225	1,890
March	2,476	2,129
April	2,570	
May	2,570	
June	2,570	

QUALITY

	Quantity	Base Number	Contract	LHB	Wales
% of FP17s for the same patient ID Re-attending within 3 months - Children	54	942	5.7%	8.5%	11.3%
% of FP17s for the same patient ID Re-attending within 3 months - Adults	86	624	13.8%	14.1%	16.7%
% of FP17s for the same patient ID Re-attending between 3 & 9 months - Children	625	942	66.3%	54.0%	58.0%
% of FP17s for the same patient ID Re-attending between 3 & 9 months - Adults	385	624	61.7%	51.6%	53.7%
% of FP17s for Band 1 Urgent Courses	85	1,508	5.6%	9.5%	9.0%
% of FP17s Relating to Free Repair or Replacements	4	1,508	0.3%	0.6%	0.7%
% of FP17s Relating to Continuations	11	1,508	0.7%	1.2%	0.9%
% of Patients satisfied with the dentistry they have received	14	14	100.0%	93.5%	93.9%
% of Patients satisfied with the time they had to wait for an appointment	14	14	100.0%	87.1%	88.4%

* This is based on patients treated on this contract for their most recent course of treatment. Figures in italics indicate the base number of FP17s or Patient Questionnaire responses are less than 100. N/A is shown where the base number of responses is less than 10 during the period. % is calculated as Quantity/Base number*100

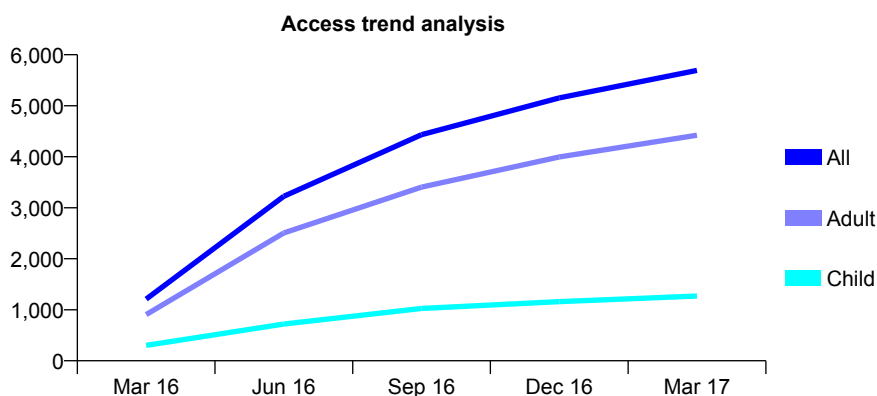
Q44 - Vital Signs At a Glance Contract Report for 100008/0000 - March 2017

Name or company name	Raby Road Dental Centre
Contract type name	GDS Contract
Purpose of contract	General
Contract start date	01/02/2016
Contract end date	

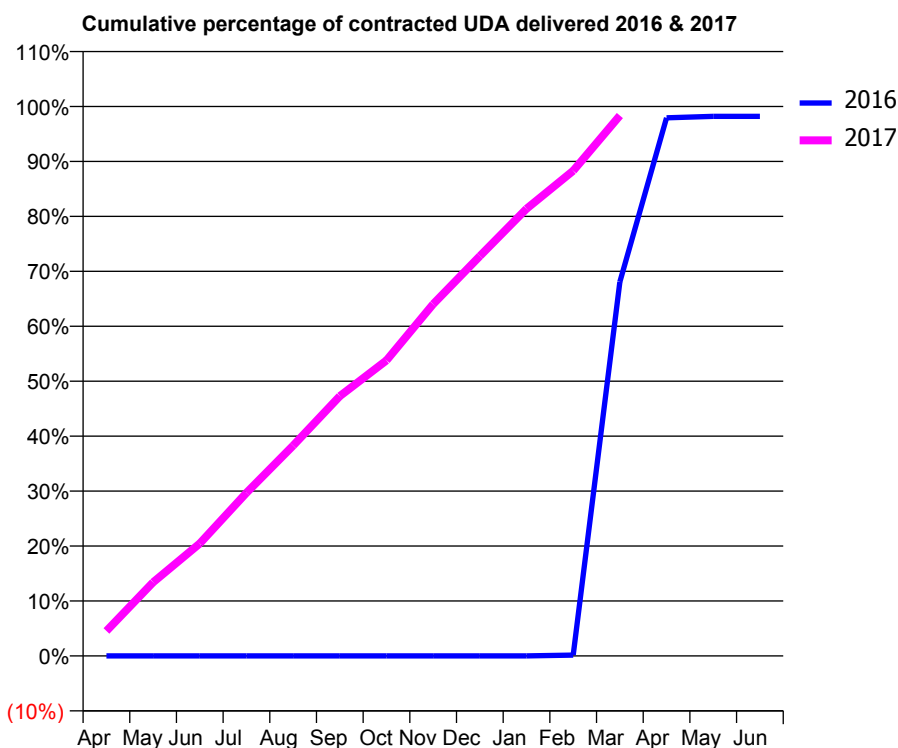
16/17 Contracted general activity (UDA)	19,145
Carry forward general activity (UDA)	0
16/17 Contracted orthodontic activity (UOA)	0
Carry forward orthodontic activity (UOA)	0
Baseline contract value	£541,260.48

ACCESS*

Patients seen in 24 months	Total	Change since previous quarter
Quarter ending March 2016	1,208	
Quarter ending June 2016	3,225	↑
Quarter ending September 2016	4,432	↑
Quarter ending December 2016	5,154	↑
Quarter ending March 2017	5,693	↑
Variance since March 2016	371.3%	↑



ACTIVITY



Month	Adjusted Scheduled Activity (UDA)	
	2016	2017
April	0	873
May	0	2,568
June	0	3,919
July	0	5,682
August	0	7,329
September	0	9,055
October	0	10,296
November	0	12,256
December	0	13,930
January	0	15,580
February	5	16,904
March	2,173	18,826
April	3,125	
May	3,134	
June	3,134	

QUALITY

	Quantity	Base Number	Contract	AT	Region	England
% of FP17s for the same patient ID Re-attending within 3 months - Children	232	2,212	10.5%	12.5%	13.3%	12.3%
% of FP17s for the same patient ID Re-attending within 3 months - Adults	1,118	7,778	14.4%	18.0%	17.3%	16.7%
% of FP17s for the same patient ID Re-attending between 3 & 9 months - Children	730	2,212	33.0%	57.1%	58.9%	57.6%
% of FP17s for the same patient ID Re-attending between 3 & 9 months - Adults	2,540	7,778	32.7%	50.6%	52.2%	50.1%
% of FP17s for Band 1 Urgent Courses	999	9,574	10.4%	9.8%	9.2%	9.1%
% of FP17s Relating to Free Repair or Replacements	96	9,574	1.0%	1.0%	1.0%	0.8%
% of FP17s Relating to Continuations	52	9,574	0.5%	1.6%	1.4%	1.2%
% of Patients satisfied with the dentistry they have received	37	46	80.4%	93.7%	93.1%	92.8%
% of Patients satisfied with the time they had to wait for an appointment	45	46	97.8%	93.0%	89.5%	88.7%

* This is based on patients treated on this contract for their most recent course of treatment. Figures in italics indicate the base number of FP17s or Patient Questionnaire responses are less than 100. N/A is shown where the base number of responses is less than 10 during the period. % is calculated as Quantity/Base number*100

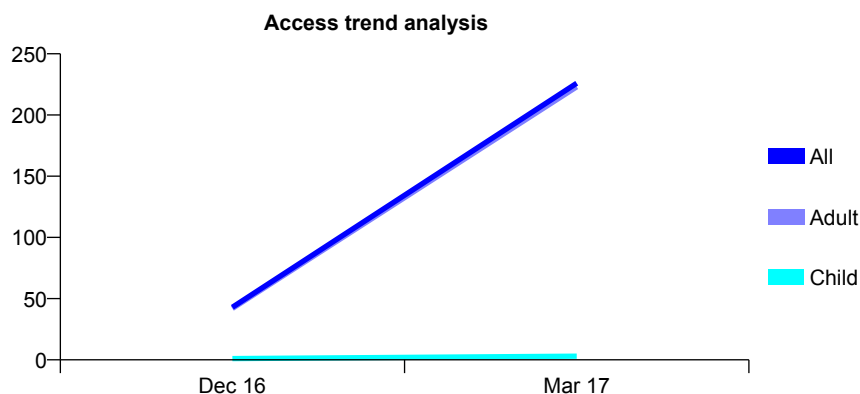
Q44 - Vital Signs At a Glance Contract Report for 100122/0000 - March 2017

Name or company name	The Old Surgery Dental Practice Ltd
Contract type name	PDS Contract
Purpose of contract	General
Contract start date	01/12/2016
Contract end date	30/11/2019

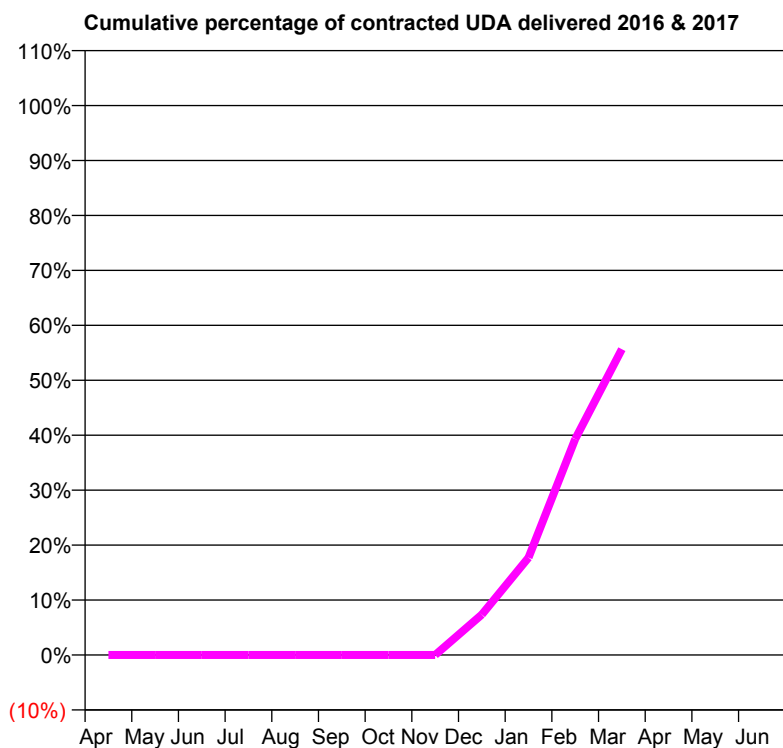
16/17 Contracted general activity (UDA)	1,100
Carry forward general activity (UDA)	0
16/17 Contracted orthodontic activity (UOA)	0
Carry forward orthodontic activity (UOA)	0
Baseline contract value	£58,053.67

ACCESS*

Patients seen in 24 months	Total	Change since previous quarter
Quarter ending March 2016	0	
Quarter ending June 2016	0	
Quarter ending September 2016	0	
Quarter ending December 2016	43	↑
Quarter ending March 2017	226	↑
Variance since March 2016	N/A	



ACTIVITY



Month	Adjusted Scheduled Activity (UDA)	
	2016	2017
April	0	0
May	0	0
June	0	0
July	0	0
August	0	0
September	0	0
October	0	0
November	0	0
December	0	81
January	0	195
February	0	432
March	0	612
April	0	
May	0	
June	0	

QUALITY

	Quantity	Base Number	Contract	AT	Region	England
% of FP17s for the same patient ID Re-attending within 3 months - Children	0	3	0.0%	12.5%	13.3%	12.3%
% of FP17s for the same patient ID Re-attending within 3 months - Adults	2	227	0.9%	18.0%	17.3%	16.7%
% of FP17s for the same patient ID Re-attending between 3 & 9 months - Children	0	3	0.0%	57.1%	58.9%	57.6%
% of FP17s for the same patient ID Re-attending between 3 & 9 months - Adults	0	227	0.0%	50.6%	52.2%	50.1%
% of FP17s for Band 1 Urgent Courses	1	230	0.4%	9.8%	9.2%	9.1%
% of FP17s Relating to Free Repair or Replacements	0	230	0.0%	1.0%	1.0%	0.8%
% of FP17s Relating to Continuations	1	230	0.4%	1.6%	1.4%	1.2%
% of Patients satisfied with the dentistry they have received	0	0	N/A	93.7%	93.1%	92.8%
% of Patients satisfied with the time they had to wait for an appointment	0	0	N/A	93.0%	89.5%	88.7%

* This is based on patients treated on this contract for their most recent course of treatment. Figures in italics indicate the base number of FP17s or Patient Questionnaire responses are less than 100. N/A is shown where the base number of responses is less than 10 during the period. % is calculated as Quantity/Base number*100

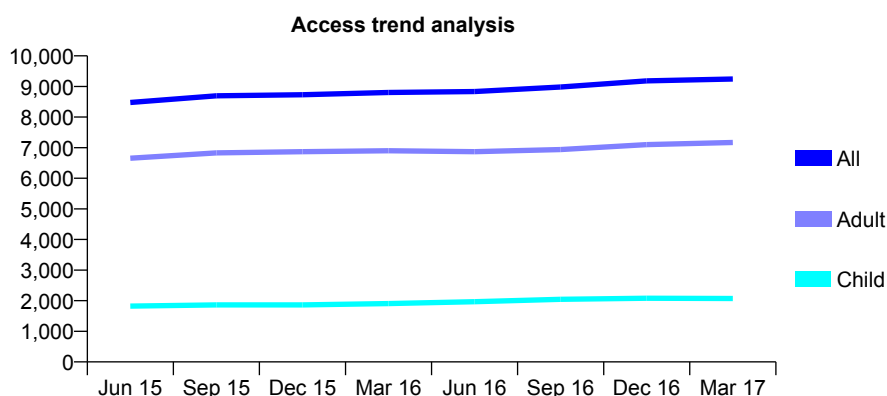
Q44 - Vital Signs At a Glance Contract Report for 101281/0067 - March 2017

Name or company name	OASIS DENTAL CARE LTD
Contract type name	GDS Contract
Purpose of contract	General
Contract start date	01/04/2006
Contract end date	

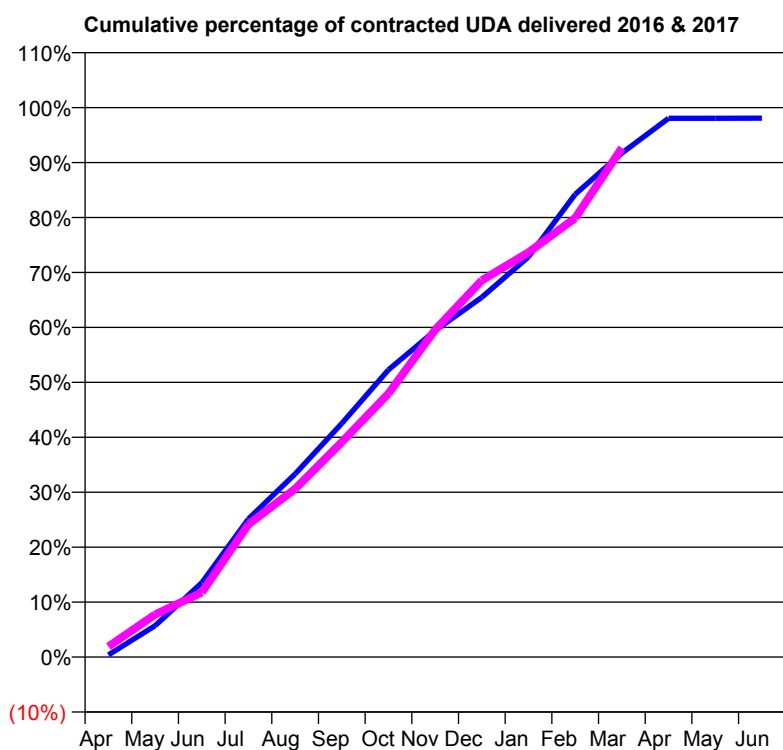
16/17 Contracted general activity (UDA)	30,922
Carry forward general activity (UDA)	595
16/17 Contracted orthodontic activity (UOA)	0
Carry forward orthodontic activity (UOA)	0
Baseline contract value	£663,270.95

ACCESS*

Patients seen in 24 months	Total	Change since previous quarter
Quarter ending March 2016	8,804	
Quarter ending June 2016	8,836	→
Quarter ending September 2016	8,984	→
Quarter ending December 2016	9,182	↑
Quarter ending March 2017	9,242	→
Variance since March 2016	5.0%	↑



ACTIVITY



Month	Adjusted Scheduled Activity (UDA)	
	2016	2017
April	124	596
May	1,770	2,397
June	4,180	3,634
July	7,780	7,468
August	10,310	9,470
September	13,152	12,102
October	16,169	14,835
November	18,374	18,419
December	20,247	21,200
January	22,525	22,775
February	26,043	24,703
March	28,357	28,655
April	30,322	
May	30,321	
June	30,327	

QUALITY

	Quantity	Base Number	Contract	AT	Region	England
% of FP17s for the same patient ID Re-attending within 3 months - Children	687	4,137	16.6%	12.5%	13.3%	12.3%
% of FP17s for the same patient ID Re-attending within 3 months - Adults	2,169	12,049	18.0%	18.0%	17.3%	16.7%
% of FP17s for the same patient ID Re-attending between 3 & 9 months - Children	2,611	4,137	63.1%	57.1%	58.9%	57.6%
% of FP17s for the same patient ID Re-attending between 3 & 9 months - Adults	7,143	12,049	59.3%	50.6%	52.2%	50.1%
% of FP17s for Band 1 Urgent Courses	1,764	15,275	11.5%	9.8%	9.2%	9.1%
% of FP17s Relating to Free Repair or Replacements	180	15,275	1.2%	1.0%	1.0%	0.8%
% of FP17s Relating to Continuations	123	15,275	0.8%	1.6%	1.4%	1.2%
% of Patients satisfied with the dentistry they have received	22	25	88.0%	93.7%	93.1%	92.8%
% of Patients satisfied with the time they had to wait for an appointment	22	25	88.0%	93.0%	89.5%	88.7%

* This is based on patients treated on this contract for their most recent course of treatment. Figures in italics indicate the base number of FP17s or Patient Questionnaire responses are less than 100. N/A is shown where the base number of responses is less than 10 during the period. % is calculated as Quantity/Base number*100

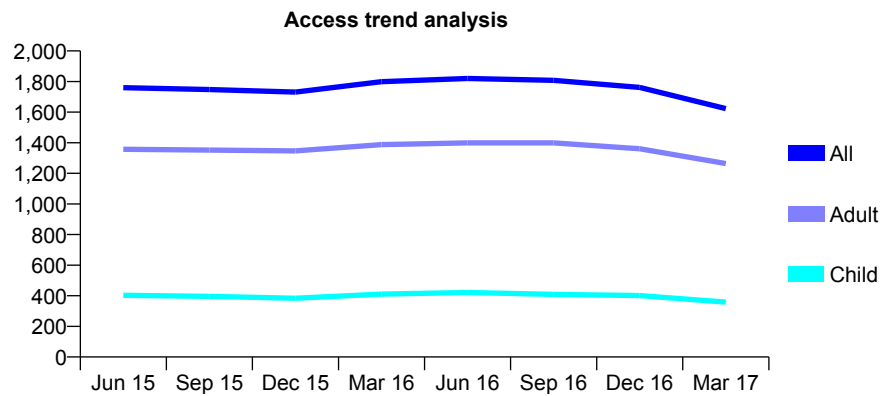
Q44 - Vital Signs At a Glance Contract Report for 101281/0083 - March 2017

Name or company name	OASIS DENTAL CARE LTD
Contract type name	PDS Contract
Purpose of contract	General
Contract start date	01/04/2006
Contract end date	31/03/2020

16/17 Contracted general activity (UDA)	5,676
Carry forward general activity (UDA)	0
16/17 Contracted orthodontic activity (UOA)	0
Carry forward orthodontic activity (UOA)	0
Baseline contract value	£133,948.45

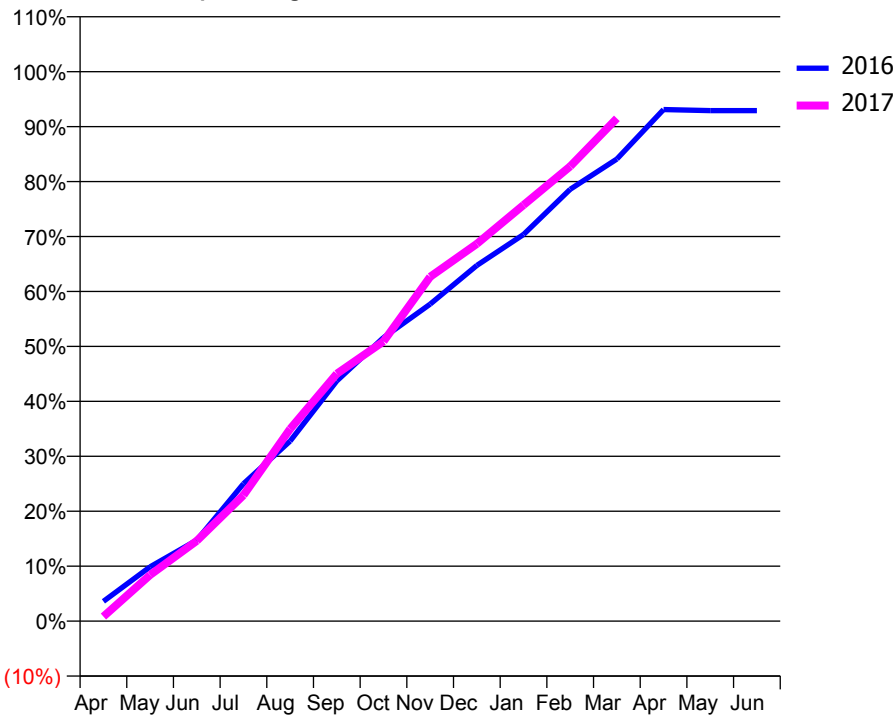
ACCESS*

Patients seen in 24 months	Total	Change since previous quarter
Quarter ending March 2016	1,799	
Quarter ending June 2016	1,820	→
Quarter ending September 2016	1,808	→
Quarter ending December 2016	1,762	↓
Quarter ending March 2017	1,623	↓
Variance since March 2016	(9.8%)	↓



ACTIVITY

Cumulative percentage of contracted UDA delivered 2016 & 2017



Month	Adjusted Scheduled Activity (UDA)	
	2016	2017
April	205	47
May	561	478
June	837	829
July	1,419	1,301
August	1,861	1,985
September	2,482	2,556
October	2,928	2,889
November	3,274	3,558
December	3,675	3,897
January	3,994	4,298
February	4,460	4,697
March	4,774	5,194
April	5,284	
May	5,273	
June	5,273	

QUALITY

	Quantity	Base Number	Contract	AT	Region	England
% of FP17s for the same patient ID Re-attending within 3 months - Children	40	597	6.7%	12.5%	13.3%	12.3%
% of FP17s for the same patient ID Re-attending within 3 months - Adults	339	1,941	17.5%	18.0%	17.3%	16.7%
% of FP17s for the same patient ID Re-attending between 3 & 9 months - Children	318	597	53.3%	57.1%	58.9%	57.6%
% of FP17s for the same patient ID Re-attending between 3 & 9 months - Adults	993	1,941	51.2%	50.6%	52.2%	50.1%
% of FP17s for Band 1 Urgent Courses	240	2,238	10.7%	9.8%	9.2%	9.1%
% of FP17s Relating to Free Repair or Replacements	17	2,238	0.8%	1.0%	1.0%	0.8%
% of FP17s Relating to Continuations	77	2,238	3.4%	1.6%	1.4%	1.2%
% of Patients satisfied with the dentistry they have received	1	1	N/A	93.7%	93.1%	92.8%
% of Patients satisfied with the time they had to wait for an appointment	1	1	N/A	93.0%	89.5%	88.7%

* This is based on patients treated on this contract for their most recent course of treatment. Figures in italics indicate the base number of FP17s or Patient Questionnaire responses are less than 100. N/A is shown where the base number of responses is less than 10 during the period. % is calculated as Quantity/Base number*100

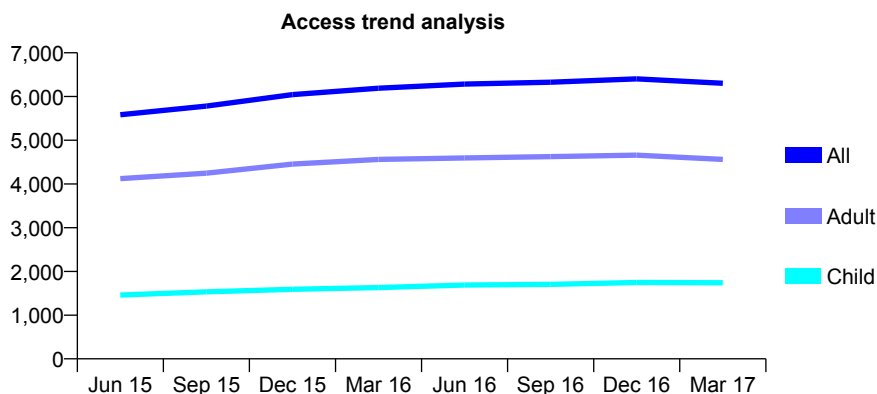
Q44 - Vital Signs At a Glance Contract Report for 101338/0024 - March 2017

Name or company name	Whitecross Dental Care Limited
Contract type name	GDS Contract
Purpose of contract	General
Contract start date	01/04/2006
Contract end date	

16/17 Contracted general activity (UDA)	15,042
Carry forward general activity (UDA)	0
16/17 Contracted orthodontic activity (UOA)	0
Carry forward orthodontic activity (UOA)	0
Baseline contract value	£451,661.67

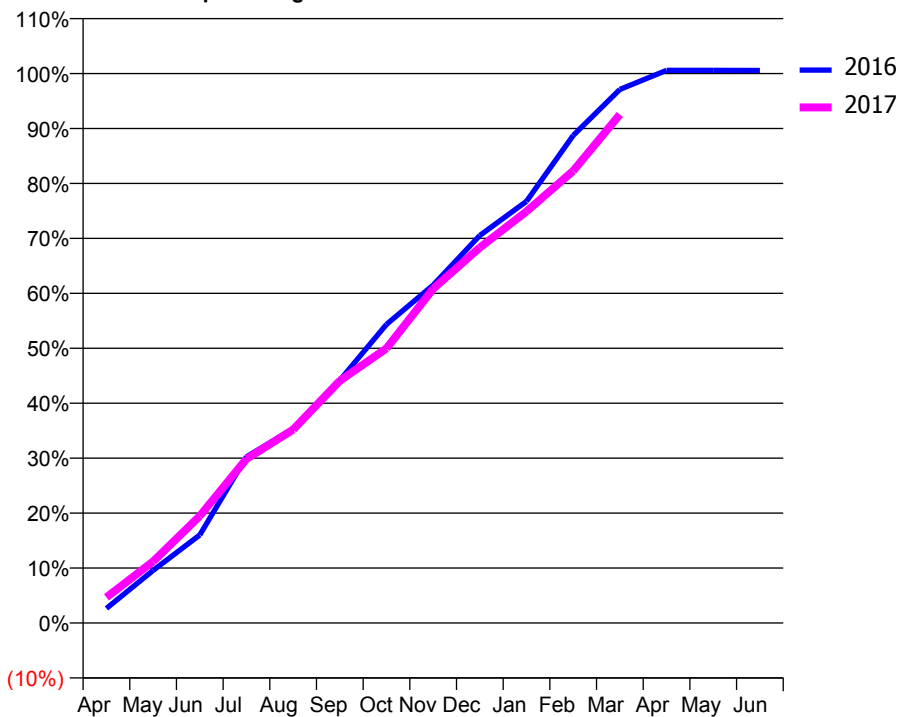
ACCESS*

Patients seen in 24 months	Total	Change since previous quarter
Quarter ending March 2016	6,190	
Quarter ending June 2016	6,284	→
Quarter ending September 2016	6,328	→
Quarter ending December 2016	6,404	→
Quarter ending March 2017	6,302	↓
Variance since March 2016	1.8%	→



ACTIVITY

Cumulative percentage of contracted UDA delivered 2016 & 2017



Month	Adjusted Scheduled Activity (UDA)	
	2016	2017
April	401	701
May	1,439	1,684
June	2,410	2,929
July	4,550	4,490
August	5,318	5,293
September	6,646	6,630
October	8,176	7,519
November	9,252	9,150
December	10,609	10,278
January	11,544	11,266
February	13,346	12,378
March	14,605	13,920
April	15,127	
May	15,127	
June	15,126	

QUALITY

	Quantity	Base Number	Contract	AT	Region	England
% of FP17s for the same patient ID Re-attending within 3 months - Children	113	2,149	5.3%	12.5%	13.3%	12.3%
% of FP17s for the same patient ID Re-attending within 3 months - Adults	562	4,867	11.5%	18.0%	17.3%	16.7%
% of FP17s for the same patient ID Re-attending between 3 & 9 months - Children	930	2,149	43.3%	57.1%	58.9%	57.6%
% of FP17s for the same patient ID Re-attending between 3 & 9 months - Adults	1,870	4,867	38.4%	50.6%	52.2%	50.1%
% of FP17s for Band 1 Urgent Courses	459	6,736	6.8%	9.8%	9.2%	9.1%
% of FP17s Relating to Free Repair or Replacements	36	6,736	0.5%	1.0%	1.0%	0.8%
% of FP17s Relating to Continuations	109	6,736	1.6%	1.6%	1.4%	1.2%
% of Patients satisfied with the dentistry they have received	11	13	84.6%	93.7%	93.1%	92.8%
% of Patients satisfied with the time they had to wait for an appointment	11	13	84.6%	93.0%	89.5%	88.7%

* This is based on patients treated on this contract for their most recent course of treatment. Figures in italics indicate the base number of FP17s or Patient Questionnaire responses are less than 100. N/A is shown where the base number of responses is less than 10 during the period. % is calculated as Quantity/Base number*100

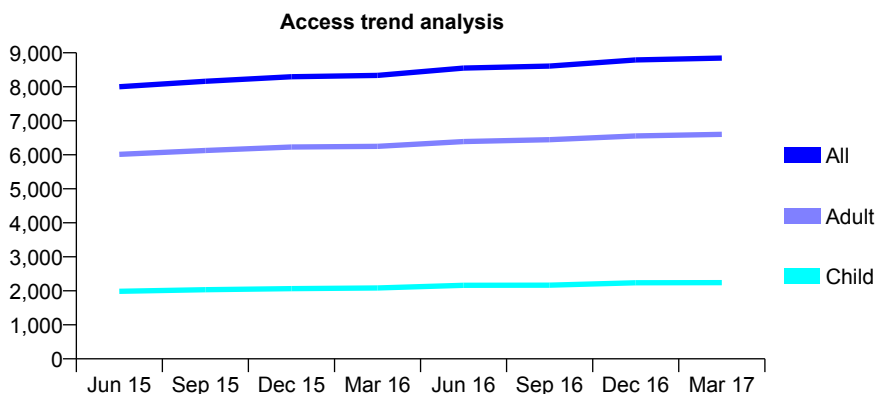
Q44 - Vital Signs At a Glance Contract Report for 101370/0022 - March 2017

Name or company name	Petrie Tucker and Partners Ltd
Contract type name	GDS Contract
Purpose of contract	General
Contract start date	01/04/2006
Contract end date	

16/17 Contracted general activity (UDA)	24,920
Carry forward general activity (UDA)	0
16/17 Contracted orthodontic activity (UOA)	0
Carry forward orthodontic activity (UOA)	0
Baseline contract value	£716,161.78

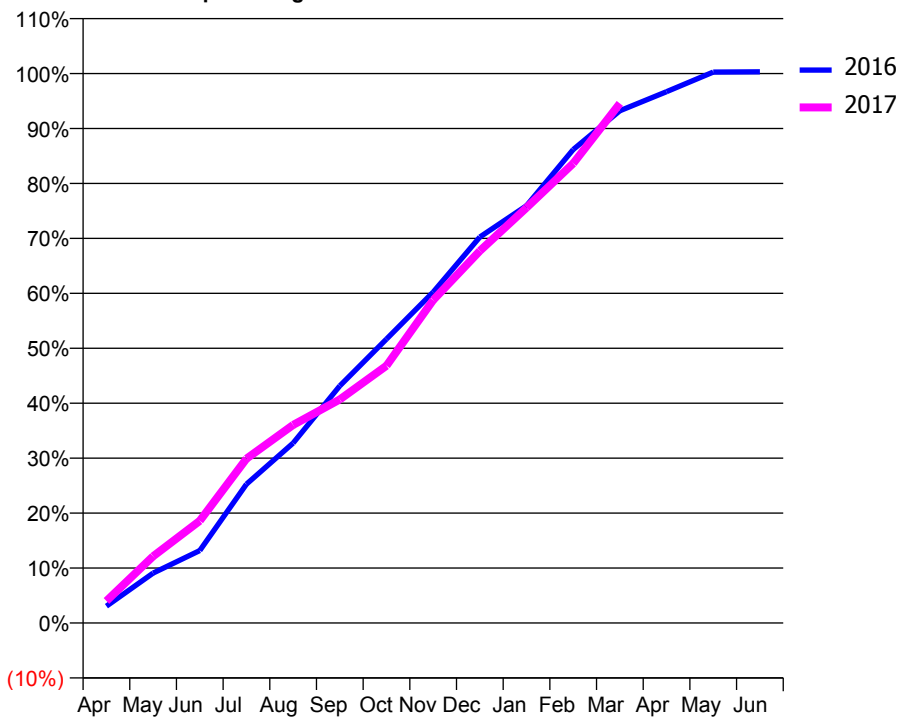
ACCESS*

Patients seen in 24 months	Total	Change since previous quarter
Quarter ending March 2016	8,336	
Quarter ending June 2016	8,552	↑
Quarter ending September 2016	8,611	→
Quarter ending December 2016	8,792	↑
Quarter ending March 2017	8,845	→
Variance since March 2016	6.1%	↑



ACTIVITY

Cumulative percentage of contracted UDA delivered 2016 & 2017



Month	Adjusted Scheduled Activity (UDA)	
	2016	2017
April	768	1,003
May	2,266	3,028
June	3,286	4,636
July	6,295	7,450
August	8,163	8,985
September	10,753	10,137
October	12,877	11,667
November	15,006	14,643
December	17,502	16,876
January	18,927	18,836
February	21,472	20,842
March	23,230	23,564
April	24,095	
May	24,984	
June	24,994	

QUALITY

	Quantity	Base Number	Contract	AT	Region	England
% of FP17s for the same patient ID Re-attending within 3 months - Children	177	3,085	5.7%	12.5%	13.3%	12.3%
% of FP17s for the same patient ID Re-attending within 3 months - Adults	1,008	8,458	11.9%	18.0%	17.3%	16.7%
% of FP17s for the same patient ID Re-attending between 3 & 9 months - Children	1,543	3,085	50.0%	57.1%	58.9%	57.6%
% of FP17s for the same patient ID Re-attending between 3 & 9 months - Adults	4,078	8,458	48.2%	50.6%	52.2%	50.1%
% of FP17s for Band 1 Urgent Courses	639	10,807	5.9%	9.8%	9.2%	9.1%
% of FP17s Relating to Free Repair or Replacements	101	10,807	0.9%	1.0%	1.0%	0.8%
% of FP17s Relating to Continuations	215	10,807	2.0%	1.6%	1.4%	1.2%
% of Patients satisfied with the dentistry they have received	9	10	90.0%	93.7%	93.1%	92.8%
% of Patients satisfied with the time they had to wait for an appointment	7	10	70.0%	93.0%	89.5%	88.7%

* This is based on patients treated on this contract for their most recent course of treatment. Figures in italics indicate the base number of FP17s or Patient Questionnaire responses are less than 100. N/A is shown where the base number of responses is less than 10 during the period. % is calculated as Quantity/Base number*100

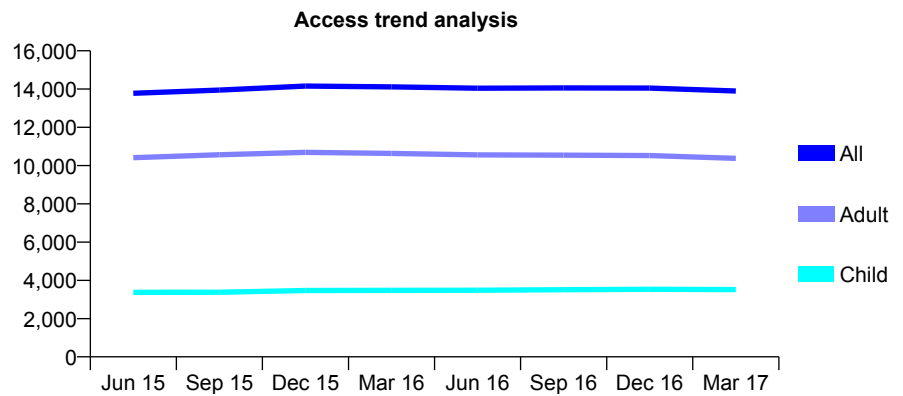
Q44 - Vital Signs At a Glance Contract Report for 101370/0086 - March 2017

Name or company name	Petrie Tucker and Partners Ltd
Contract type name	GDS Contract
Purpose of contract	General
Contract start date	01/04/2007
Contract end date	

16/17 Contracted general activity (UDA)	41,938
Carry forward general activity (UDA)	0
16/17 Contracted orthodontic activity (UOA)	0
Carry forward orthodontic activity (UOA)	0
Baseline contract value	£1,137,209.90

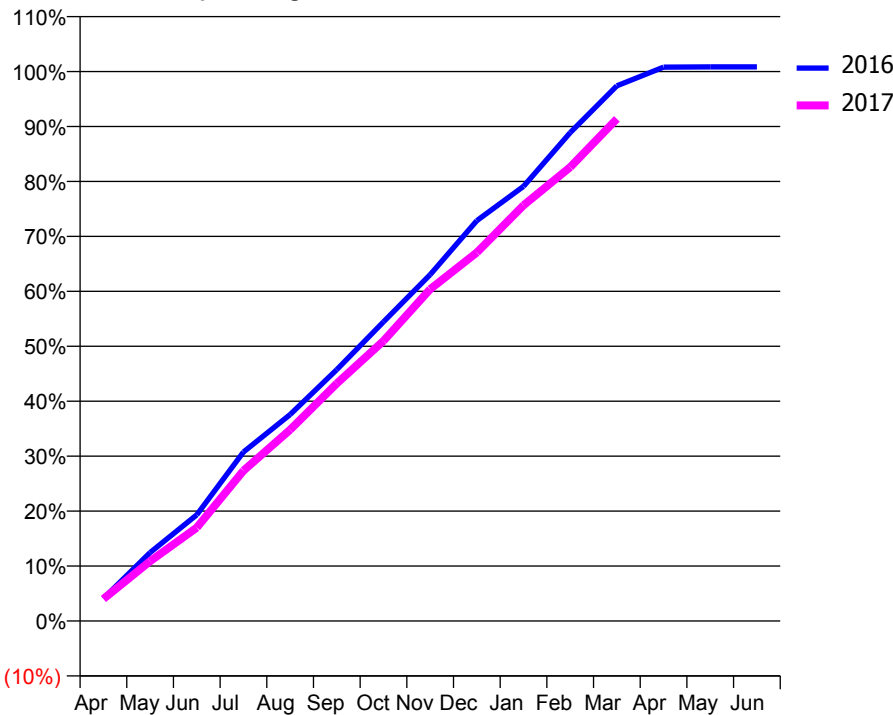
ACCESS*

Patients seen in 24 months	Total	Change since previous quarter
Quarter ending March 2016	14,115	
Quarter ending June 2016	14,045	→
Quarter ending September 2016	14,056	→
Quarter ending December 2016	14,054	→
Quarter ending March 2017	13,895	↓
Variance since March 2016	(1.6%)	↓



ACTIVITY

Cumulative percentage of contracted UDA delivered 2016 & 2017



Month	Adjusted Scheduled Activity (UDA)	
	2016	2017
April	1,724	1,686
May	5,222	4,567
June	8,111	7,128
July	12,899	11,472
August	15,754	14,594
September	19,185	18,130
October	22,831	21,376
November	26,436	25,330
December	30,555	28,124
January	33,171	31,724
February	37,277	34,637
March	40,849	38,317
April	42,274	
May	42,288	
June	42,286	

QUALITY

	Quantity	Base Number	Contract	AT	Region	England
% of FP17s for the same patient ID Re-attending within 3 months - Children	390	4,916	7.9%	12.5%	13.3%	12.3%
% of FP17s for the same patient ID Re-attending within 3 months - Adults	2,433	14,541	16.7%	18.0%	17.3%	16.7%
% of FP17s for the same patient ID Re-attending between 3 & 9 months - Children	2,905	4,916	59.1%	57.1%	58.9%	57.6%
% of FP17s for the same patient ID Re-attending between 3 & 9 months - Adults	7,911	14,541	54.4%	50.6%	52.2%	50.1%
% of FP17s for Band 1 Urgent Courses	2,120	18,840	11.3%	9.8%	9.2%	9.1%
% of FP17s Relating to Free Repair or Replacements	71	18,840	0.4%	1.0%	1.0%	0.8%
% of FP17s Relating to Continuations	434	18,840	2.3%	1.6%	1.4%	1.2%
% of Patients satisfied with the dentistry they have received	27	27	100.0%	93.7%	93.1%	92.8%
% of Patients satisfied with the time they had to wait for an appointment	22	27	81.5%	93.0%	89.5%	88.7%

* This is based on patients treated on this contract for their most recent course of treatment. Figures in italics indicate the base number of FP17s or Patient Questionnaire responses are less than 100. N/A is shown where the base number of responses is less than 10 during the period. % is calculated as Quantity/Base number*100

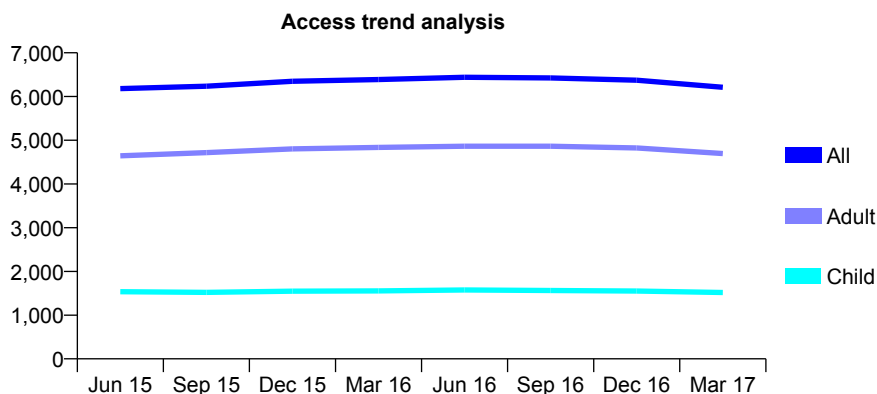
Q44 - Vital Signs At a Glance Contract Report for 101370/0088 - March 2017

Name or company name	Petrie Tucker and Partners Ltd
Contract type name	GDS Contract
Purpose of contract	General
Contract start date	01/04/2007
Contract end date	

16/17 Contracted general activity (UDA)	20,438
Carry forward general activity (UDA)	604
16/17 Contracted orthodontic activity (UOA)	0
Carry forward orthodontic activity (UOA)	0
Baseline contract value	£626,780.54

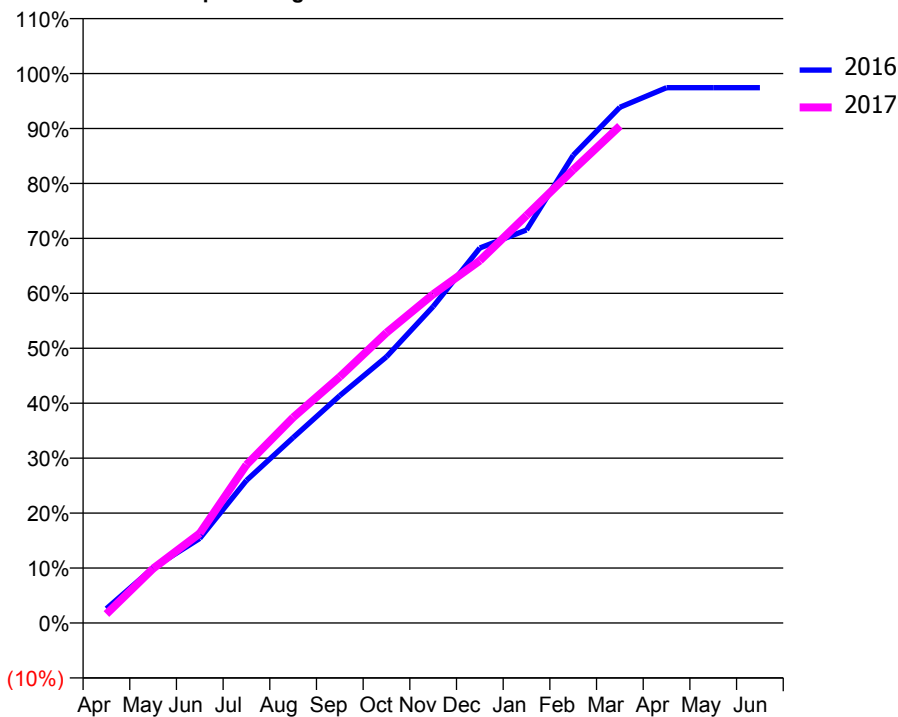
ACCESS*

Patients seen in 24 months	Total	Change since previous quarter
Quarter ending March 2016	6,389	
Quarter ending June 2016	6,440	→
Quarter ending September 2016	6,426	→
Quarter ending December 2016	6,374	→
Quarter ending March 2017	6,213	↓
Variance since March 2016	(2.8%)	↓



ACTIVITY

Cumulative percentage of contracted UDA delivered 2016 & 2017



Month	Adjusted Scheduled Activity (UDA)	
	2016	2017
April	532	336
May	2,049	2,028
June	3,146	3,334
July	5,305	5,885
August	6,895	7,645
September	8,460	9,156
October	9,901	10,801
November	11,771	12,227
December	13,950	13,479
January	14,620	15,161
February	17,395	16,853
March	19,180	18,485
April	19,909	
May	19,910	
June	19,910	

QUALITY

	Quantity	Base Number	Contract	AT	Region	England
% of FP17s for the same patient ID Re-attending within 3 months - Children	137	1,743	7.9%	12.5%	13.3%	12.3%
% of FP17s for the same patient ID Re-attending within 3 months - Adults	745	5,000	14.9%	18.0%	17.3%	16.7%
% of FP17s for the same patient ID Re-attending between 3 & 9 months - Children	824	1,743	47.3%	57.1%	58.9%	57.6%
% of FP17s for the same patient ID Re-attending between 3 & 9 months - Adults	2,079	5,000	41.6%	50.6%	52.2%	50.1%
% of FP17s for Band 1 Urgent Courses	503	6,491	7.7%	9.8%	9.2%	9.1%
% of FP17s Relating to Free Repair or Replacements	32	6,491	0.5%	1.0%	1.0%	0.8%
% of FP17s Relating to Continuations	116	6,491	1.8%	1.6%	1.4%	1.2%
% of Patients satisfied with the dentistry they have received	13	14	92.9%	93.7%	93.1%	92.8%
% of Patients satisfied with the time they had to wait for an appointment	12	14	85.7%	93.0%	89.5%	88.7%

* This is based on patients treated on this contract for their most recent course of treatment. Figures in italics indicate the base number of FP17s or Patient Questionnaire responses are less than 100. N/A is shown where the base number of responses is less than 10 during the period. % is calculated as Quantity/Base number*100

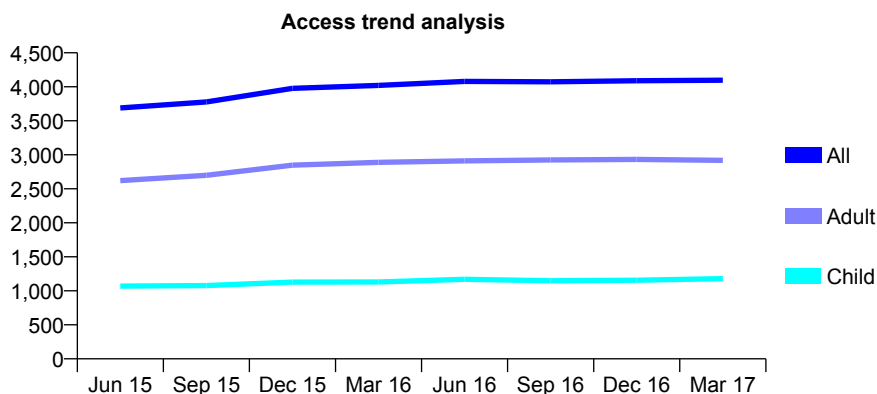
Q44 - Vital Signs At a Glance Contract Report for 101370/0089 - March 2017

Name or company name	Petrie Tucker and Partners Ltd
Contract type name	GDS Contract
Purpose of contract	General
Contract start date	01/04/2007
Contract end date	

16/17 Contracted general activity (UDA)	14,509
Carry forward general activity (UDA)	0
16/17 Contracted orthodontic activity (UOA)	0
Carry forward orthodontic activity (UOA)	0
Baseline contract value	£444,752.48

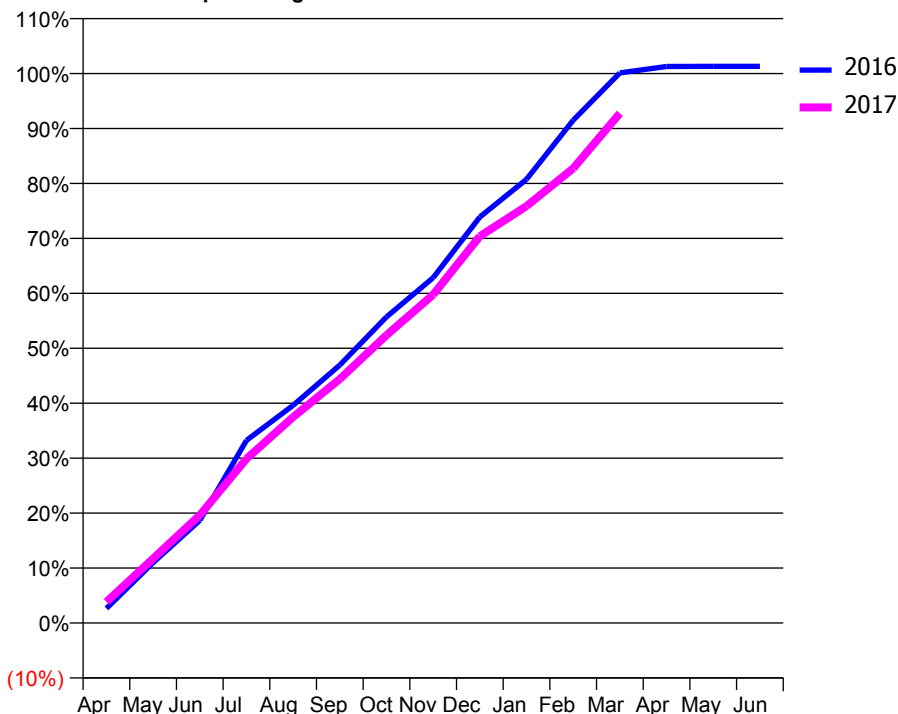
ACCESS*

Patients seen in 24 months	Total	Change since previous quarter
Quarter ending March 2016	4,020	
Quarter ending June 2016	4,080	→
Quarter ending September 2016	4,073	→
Quarter ending December 2016	4,089	→
Quarter ending March 2017	4,097	→
Variance since March 2016	1.9%	→



ACTIVITY

Cumulative percentage of contracted UDA delivered 2016 & 2017



Month	Adjusted Scheduled Activity (UDA)	
	2016	2017
April	385	557
May	1,594	1,704
June	2,708	2,846
July	4,823	4,336
August	5,748	5,439
September	6,810	6,441
October	8,081	7,599
November	9,117	8,670
December	10,721	10,212
January	11,715	11,009
February	13,275	12,006
March	14,526	13,457
April	14,694	
May	14,697	
June	14,697	

QUALITY

	Quantity	Base Number	Contract	AT	Region	England
% of FP17s for the same patient ID Re-attending within 3 months - Children	89	1,491	6.0%	12.5%	13.3%	12.3%
% of FP17s for the same patient ID Re-attending within 3 months - Adults	527	3,590	14.7%	18.0%	17.3%	16.7%
% of FP17s for the same patient ID Re-attending between 3 & 9 months - Children	717	1,491	48.1%	57.1%	58.9%	57.6%
% of FP17s for the same patient ID Re-attending between 3 & 9 months - Adults	1,728	3,590	48.1%	50.6%	52.2%	50.1%
% of FP17s for Band 1 Urgent Courses	346	4,996	6.9%	9.8%	9.2%	9.1%
% of FP17s Relating to Free Repair or Replacements	32	4,996	0.6%	1.0%	1.0%	0.8%
% of FP17s Relating to Continuations	99	4,996	2.0%	1.6%	1.4%	1.2%
% of Patients satisfied with the dentistry they have received	10	10	100.0%	93.7%	93.1%	92.8%
% of Patients satisfied with the time they had to wait for an appointment	9	10	90.0%	93.0%	89.5%	88.7%

* This is based on patients treated on this contract for their most recent course of treatment. Figures in italics indicate the base number of FP17s or Patient Questionnaire responses are less than 100. N/A is shown where the base number of responses is less than 10 during the period. % is calculated as Quantity/Base number*100

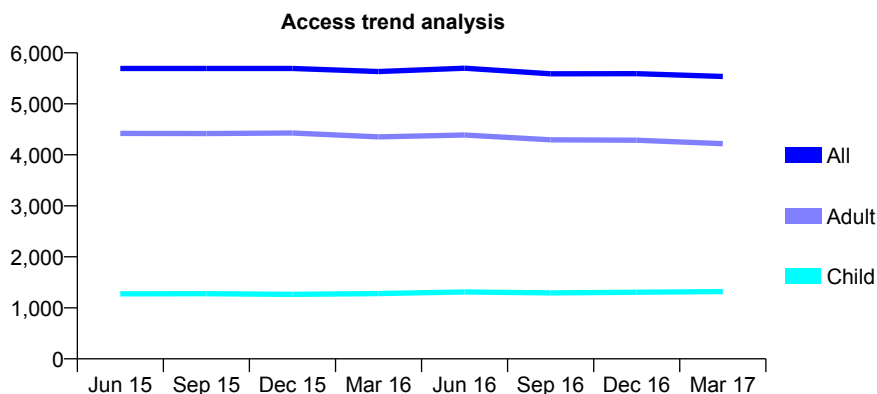
Q44 - Vital Signs At a Glance Contract Report for 101370/0134 - March 2017

Name or company name	Petrie Tucker & Partners Ltd
Contract type name	GDS Contract
Purpose of contract	General
Contract start date	01/04/2012
Contract end date	

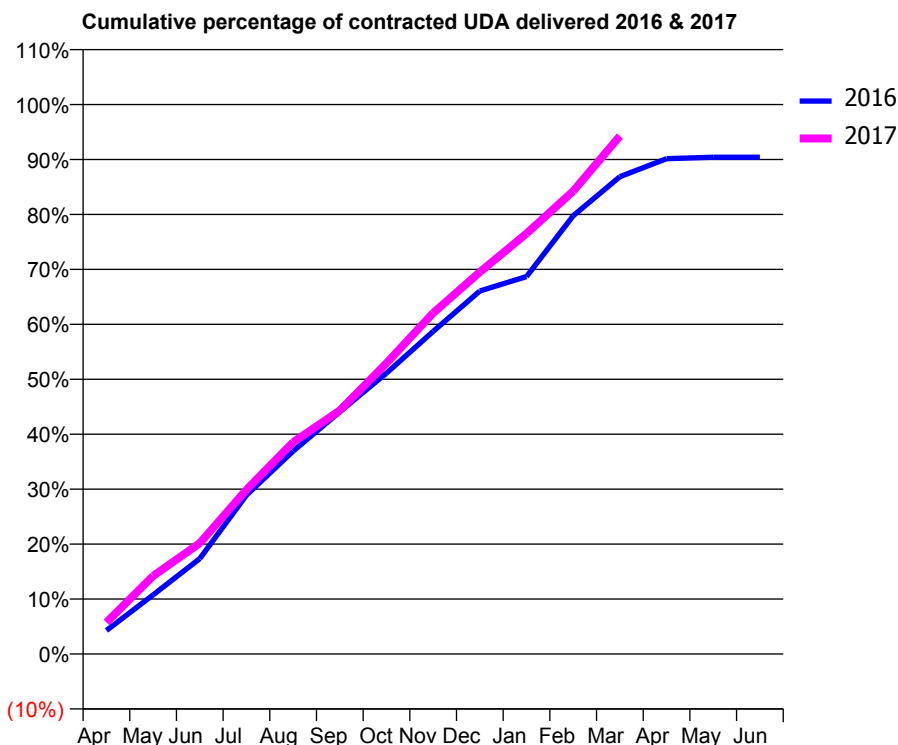
16/17 Contracted general activity (UDA)	19,300
Carry forward general activity (UDA)	0
16/17 Contracted orthodontic activity (UOA)	0
Carry forward orthodontic activity (UOA)	0
Baseline contract value	£591,822.69

ACCESS*

Patients seen in 24 months	Total	Change since previous quarter
Quarter ending March 2016	5,632	
Quarter ending June 2016	5,698	→
Quarter ending September 2016	5,588	↓
Quarter ending December 2016	5,590	→
Quarter ending March 2017	5,535	→
Variance since March 2016	(1.7%)	↓



ACTIVITY



Month	Adjusted Scheduled Activity (UDA)	
	2016	2017
April	826	1,110
May	2,075	2,741
June	3,352	3,895
July	5,582	5,771
August	7,127	7,439
September	8,508	8,555
October	9,867	10,219
November	11,330	11,979
December	12,751	13,414
January	13,259	14,769
February	15,392	16,259
March	16,763	18,191
April	17,398	
May	17,447	
June	17,450	

QUALITY

	Quantity	Base Number	Contract	AT	Region	England
% of FP17s for the same patient ID Re-attending within 3 months - Children	150	1,961	7.6%	12.5%	13.3%	12.3%
% of FP17s for the same patient ID Re-attending within 3 months - Adults	929	5,639	16.5%	18.0%	17.3%	16.7%
% of FP17s for the same patient ID Re-attending between 3 & 9 months - Children	1,084	1,961	55.3%	57.1%	58.9%	57.6%
% of FP17s for the same patient ID Re-attending between 3 & 9 months - Adults	2,531	5,639	44.9%	50.6%	52.2%	50.1%
% of FP17s for Band 1 Urgent Courses	582	7,315	8.0%	9.8%	9.2%	9.1%
% of FP17s Relating to Free Repair or Replacements	62	7,315	0.8%	1.0%	1.0%	0.8%
% of FP17s Relating to Continuations	205	7,315	2.8%	1.6%	1.4%	1.2%
% of Patients satisfied with the dentistry they have received	13	14	92.9%	93.7%	93.1%	92.8%
% of Patients satisfied with the time they had to wait for an appointment	13	14	92.9%	93.0%	89.5%	88.7%

* This is based on patients treated on this contract for their most recent course of treatment. Figures in italics indicate the base number of FP17s or Patient Questionnaire responses are less than 100. N/A is shown where the base number of responses is less than 10 during the period. % is calculated as Quantity/Base number*100

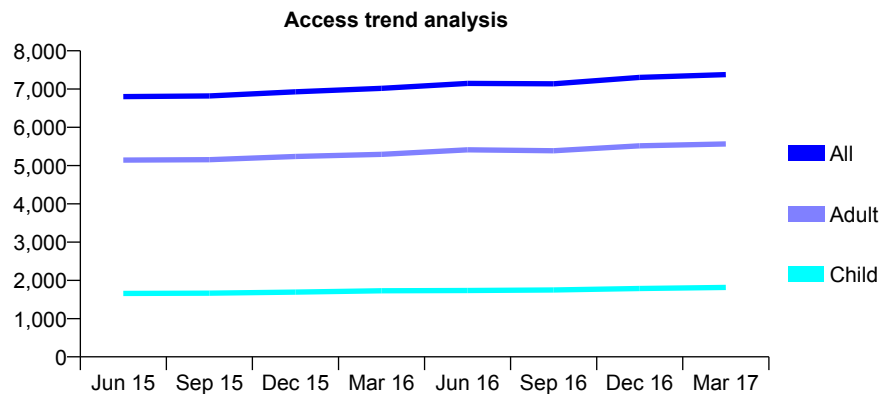
Q44 - Vital Signs At a Glance Contract Report for 101435/0087 - March 2017

Name or company name	IDH Limited
Contract type name	GDS Contract
Purpose of contract	General
Contract start date	25/02/2008
Contract end date	

16/17 Contracted general activity (UDA)	21,177
Carry forward general activity (UDA)	0
16/17 Contracted orthodontic activity (UOA)	0
Carry forward orthodontic activity (UOA)	0
Baseline contract value	£558,782.18

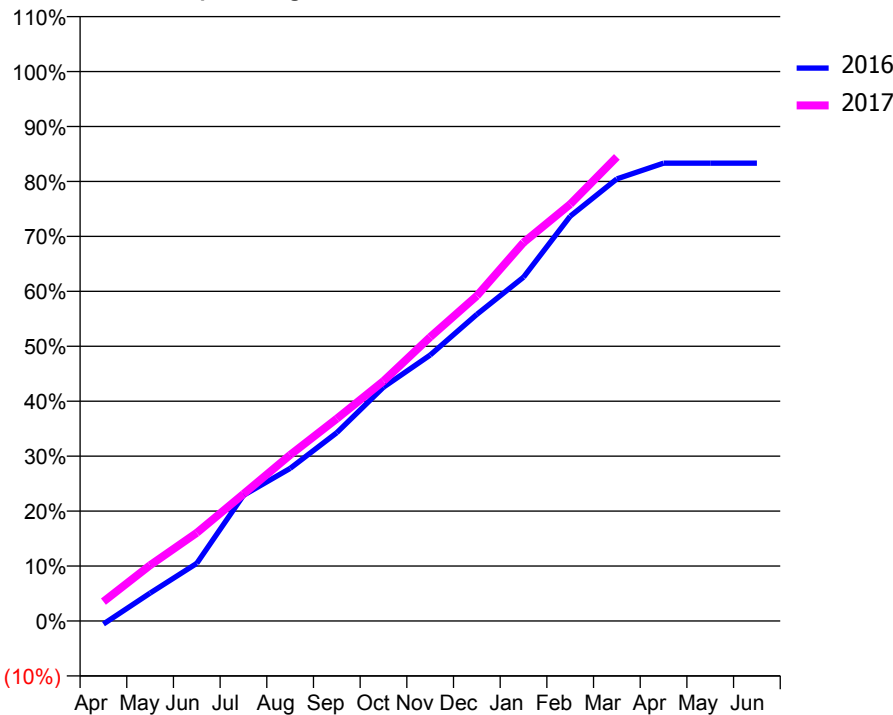
ACCESS*

Patients seen in 24 months	Total	Change since previous quarter
Quarter ending March 2016	7,018	
Quarter ending June 2016	7,146	→
Quarter ending September 2016	7,136	→
Quarter ending December 2016	7,304	↑
Quarter ending March 2017	7,379	→
Variance since March 2016	5.1%	↑



ACTIVITY

Cumulative percentage of contracted UDA delivered 2016 & 2017



Month	Adjusted Scheduled Activity (UDA)	
	2016	2017
April	-120	749
May	1,077	2,148
June	2,224	3,397
July	4,842	4,895
August	5,880	6,399
September	7,261	7,800
October	9,009	9,247
November	10,251	10,946
December	11,818	12,531
January	13,252	14,588
February	15,598	16,063
March	17,040	17,886
April	17,645	
May	17,644	
June	17,646	

QUALITY

	Quantity	Base Number	Contract	AT	Region	England
% of FP17s for the same patient ID Re-attending within 3 months - Children	126	2,269	5.6%	12.5%	13.3%	12.3%
% of FP17s for the same patient ID Re-attending within 3 months - Adults	575	6,108	9.4%	18.0%	17.3%	16.7%
% of FP17s for the same patient ID Re-attending between 3 & 9 months - Children	1,021	2,269	45.0%	57.1%	58.9%	57.6%
% of FP17s for the same patient ID Re-attending between 3 & 9 months - Adults	2,551	6,108	41.8%	50.6%	52.2%	50.1%
% of FP17s for Band 1 Urgent Courses	488	8,080	6.0%	9.8%	9.2%	9.1%
% of FP17s Relating to Free Repair or Replacements	44	8,080	0.5%	1.0%	1.0%	0.8%
% of FP17s Relating to Continuations	130	8,080	1.6%	1.6%	1.4%	1.2%
% of Patients satisfied with the dentistry they have received	13	14	92.9%	93.7%	93.1%	92.8%
% of Patients satisfied with the time they had to wait for an appointment	14	14	100.0%	93.0%	89.5%	88.7%

* This is based on patients treated on this contract for their most recent course of treatment. Figures in italics indicate the base number of FP17s or Patient Questionnaire responses are less than 100. N/A is shown where the base number of responses is less than 10 during the period. % is calculated as Quantity/Base number*100

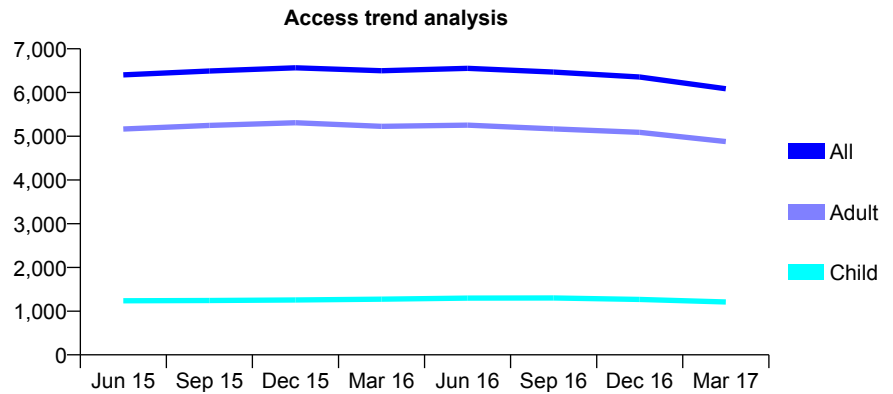
Q44 - Vital Signs At a Glance Contract Report for 101435/0093 - March 2017

Name or company name	IDH Limited
Contract type name	GDS Contract
Purpose of contract	General
Contract start date	01/04/2008
Contract end date	

16/17 Contracted general activity (UDA)	17,614
Carry forward general activity (UDA)	0
16/17 Contracted orthodontic activity (UOA)	0
Carry forward orthodontic activity (UOA)	0
Baseline contract value	£425,214.88

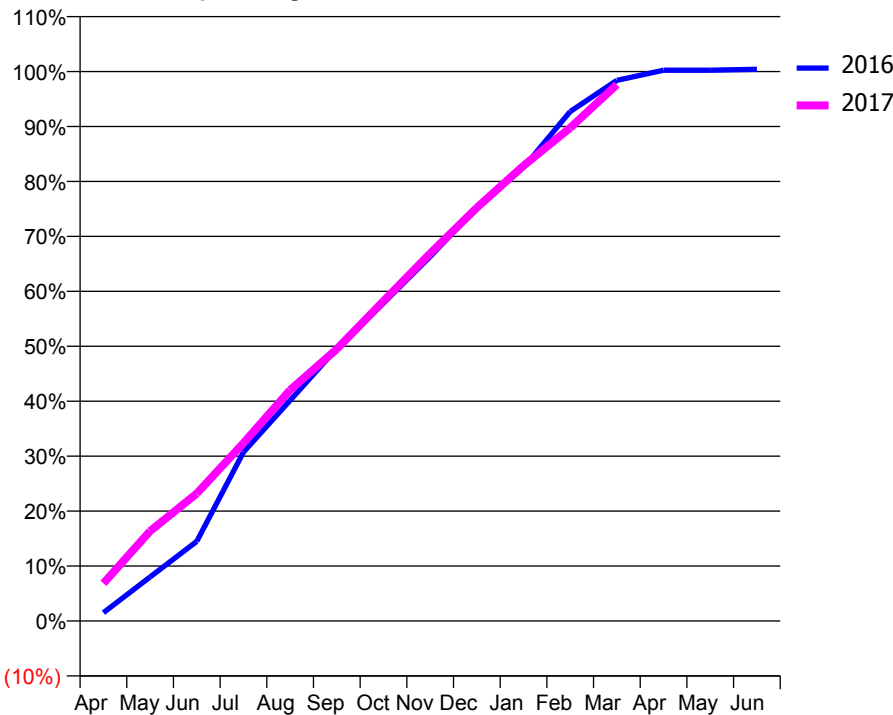
ACCESS*

Patients seen in 24 months	Total	Change since previous quarter
Quarter ending March 2016	6,498	
Quarter ending June 2016	6,552	→
Quarter ending September 2016	6,468	↓
Quarter ending December 2016	6,356	↓
Quarter ending March 2017	6,087	↓
Variance since March 2016	(6.3%)	↓



ACTIVITY

Cumulative percentage of contracted UDA delivered 2016 & 2017



Month	Adjusted Scheduled Activity (UDA)	
	2016	2017
April	266	1,206
May	1,414	2,883
June	2,555	4,090
July	5,414	5,706
August	7,071	7,406
September	8,739	8,719
October	10,190	10,255
November	11,681	11,783
December	13,254	13,248
January	14,541	14,594
February	16,331	15,811
March	17,329	17,195
April	17,655	
May	17,655	
June	17,687	

QUALITY

	Quantity	Base Number	Contract	AT	Region	England
% of FP17s for the same patient ID Re-attending within 3 months - Children	145	1,709	8.5%	12.5%	13.3%	12.3%
% of FP17s for the same patient ID Re-attending within 3 months - Adults	848	5,843	14.5%	18.0%	17.3%	16.7%
% of FP17s for the same patient ID Re-attending between 3 & 9 months - Children	899	1,709	52.6%	57.1%	58.9%	57.6%
% of FP17s for the same patient ID Re-attending between 3 & 9 months - Adults	2,509	5,843	42.9%	50.6%	52.2%	50.1%
% of FP17s for Band 1 Urgent Courses	493	7,365	6.7%	9.8%	9.2%	9.1%
% of FP17s Relating to Free Repair or Replacements	50	7,365	0.7%	1.0%	1.0%	0.8%
% of FP17s Relating to Continuations	223	7,365	3.0%	1.6%	1.4%	1.2%
% of Patients satisfied with the dentistry they have received	5	6	N/A	93.7%	93.1%	92.8%
% of Patients satisfied with the time they had to wait for an appointment	5	6	N/A	93.0%	89.5%	88.7%

* This is based on patients treated on this contract for their most recent course of treatment. Figures in italics indicate the base number of FP17s or Patient Questionnaire responses are less than 100. N/A is shown where the base number of responses is less than 10 during the period. % is calculated as Quantity/Base number*100

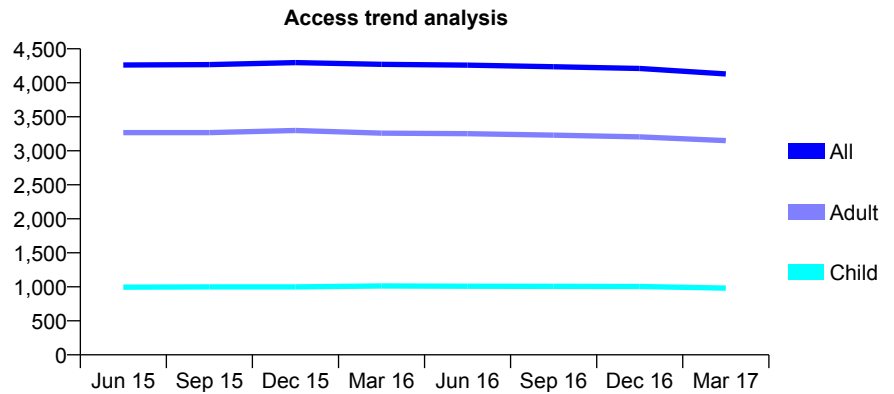
Q44 - Vital Signs At a Glance Contract Report for 102059/0001 - March 2017

Name or company name	Chester Road Dental Practice
Contract type name	GDS Contract
Purpose of contract	General
Contract start date	01/01/2011
Contract end date	

16/17 Contracted general activity (UDA)	8,313
Carry forward general activity (UDA)	290
16/17 Contracted orthodontic activity (UOA)	0
Carry forward orthodontic activity (UOA)	0
Baseline contract value	£223,028.78

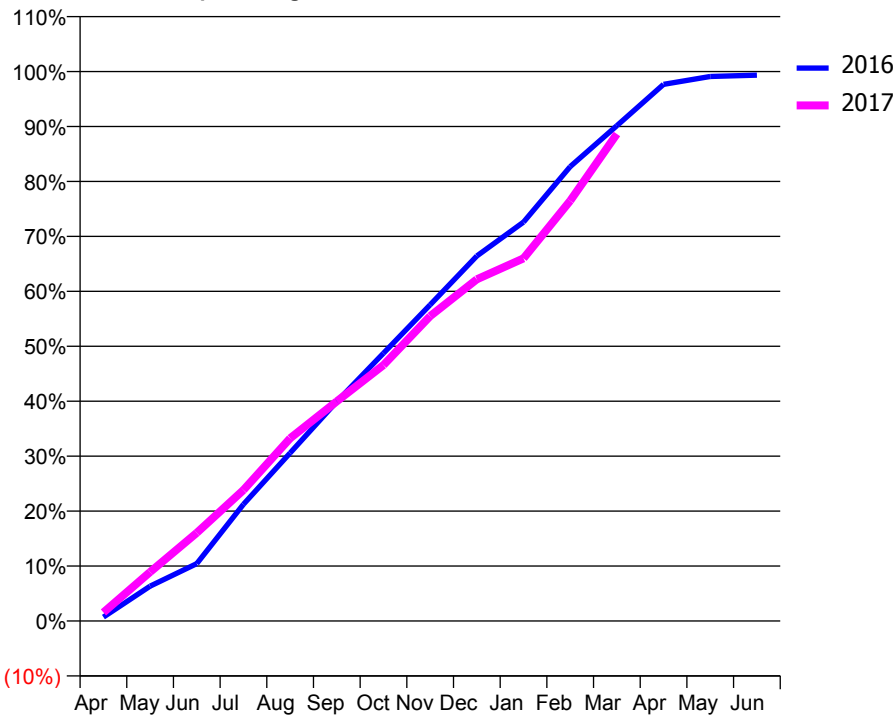
ACCESS*

Patients seen in 24 months	Total	Change since previous quarter
Quarter ending March 2016	4,271	
Quarter ending June 2016	4,260	→
Quarter ending September 2016	4,237	→
Quarter ending December 2016	4,210	→
Quarter ending March 2017	4,131	↓
Variance since March 2016	(3.3%)	↓



ACTIVITY

Cumulative percentage of contracted UDA delivered 2016 & 2017



Month	Adjusted Scheduled Activity (UDA)	
	2016	2017
April	60	130
May	527	741
June	869	1,334
July	1,766	1,982
August	2,543	2,765
September	3,319	3,323
October	4,052	3,873
November	4,784	4,613
December	5,523	5,170
January	6,034	5,486
February	6,874	6,357
March	7,493	7,367
April	8,118	
May	8,237	
June	8,257	

QUALITY

	Quantity	Base Number	Contract	AT	Region	England
% of FP17s for the same patient ID Re-attending within 3 months - Children	107	1,440	7.4%	12.5%	13.3%	12.3%
% of FP17s for the same patient ID Re-attending within 3 months - Adults	658	4,338	15.2%	18.0%	17.3%	16.7%
% of FP17s for the same patient ID Re-attending between 3 & 9 months - Children	807	1,440	56.0%	57.1%	58.9%	57.6%
% of FP17s for the same patient ID Re-attending between 3 & 9 months - Adults	2,054	4,338	47.3%	50.6%	52.2%	50.1%
% of FP17s for Band 1 Urgent Courses	327	4,424	7.4%	9.8%	9.2%	9.1%
% of FP17s Relating to Free Repair or Replacements	65	4,424	1.5%	1.0%	1.0%	0.8%
% of FP17s Relating to Continuations	50	4,424	1.1%	1.6%	1.4%	1.2%
% of Patients satisfied with the dentistry they have received	11	12	91.7%	93.7%	93.1%	92.8%
% of Patients satisfied with the time they had to wait for an appointment	10	12	83.3%	93.0%	89.5%	88.7%

* This is based on patients treated on this contract for their most recent course of treatment. Figures in italics indicate the base number of FP17s or Patient Questionnaire responses are less than 100. N/A is shown where the base number of responses is less than 10 during the period. % is calculated as Quantity/Base number*100

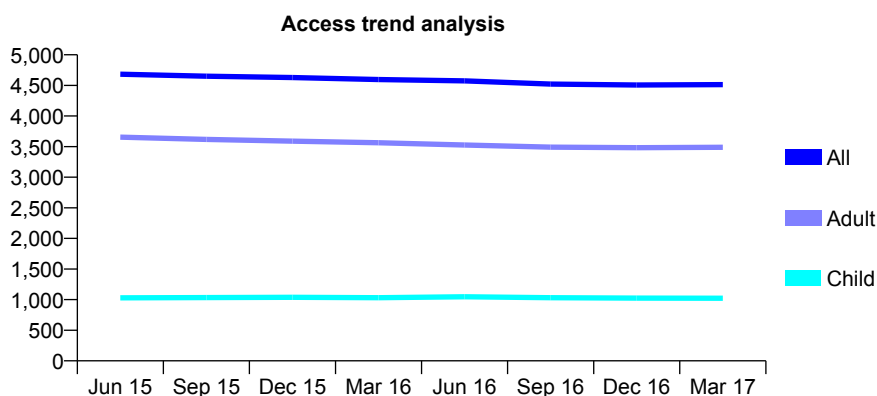
Q44 - Vital Signs At a Glance Contract Report for 102172/0001 - March 2017

Name or company name	Crystal Dental Clinic Ltd
Contract type name	GDS Contract
Purpose of contract	General
Contract start date	01/05/2011
Contract end date	

16/17 Contracted general activity (UDA)	13,705
Carry forward general activity (UDA)	195
16/17 Contracted orthodontic activity (UOA)	0
Carry forward orthodontic activity (UOA)	0
Baseline contract value	£365,714.89

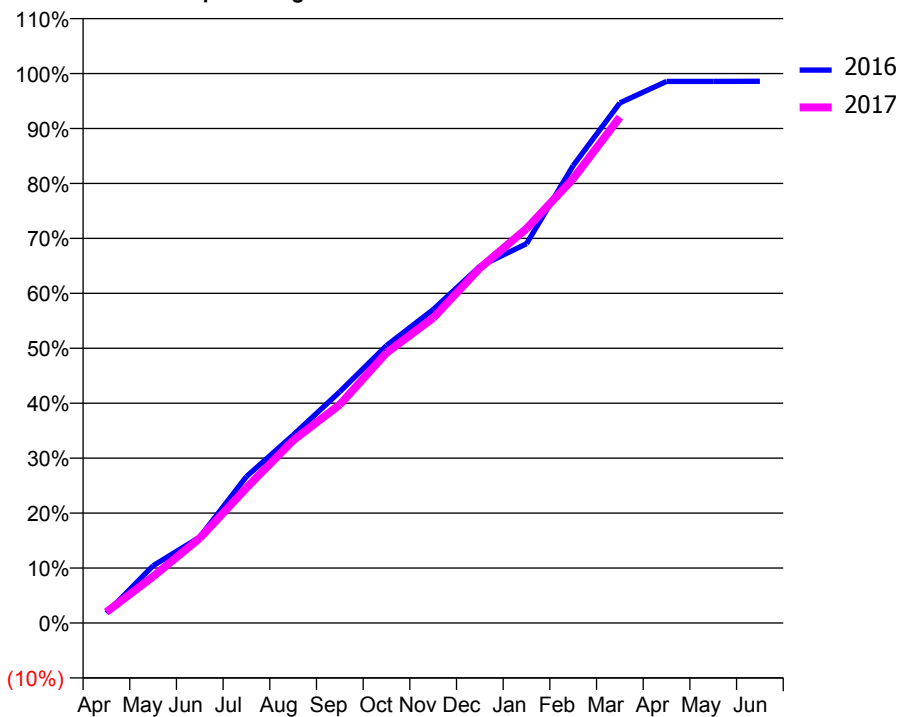
ACCESS*

Patients seen in 24 months	Total	Change since previous quarter
Quarter ending March 2016	4,596	
Quarter ending June 2016	4,574	→
Quarter ending September 2016	4,522	↓
Quarter ending December 2016	4,507	→
Quarter ending March 2017	4,513	→
Variance since March 2016	(1.8%)	↓



ACTIVITY

Cumulative percentage of contracted UDA delivered 2016 & 2017



Month	Adjusted Scheduled Activity (UDA)	
	2016	2017
April	247	274
May	1,428	1,160
June	2,144	2,116
July	3,653	3,369
August	4,687	4,556
September	5,768	5,445
October	6,919	6,739
November	7,818	7,609
December	8,895	8,851
January	9,461	9,835
February	11,409	11,083
March	12,971	12,618
April	13,507	
May	13,509	
June	13,510	

QUALITY

	Quantity	Base Number	Contract	AT	Region	England
% of FP17s for the same patient ID Re-attending within 3 months - Children	115	1,517	7.6%	12.5%	13.3%	12.3%
% of FP17s for the same patient ID Re-attending within 3 months - Adults	919	5,533	16.6%	18.0%	17.3%	16.7%
% of FP17s for the same patient ID Re-attending between 3 & 9 months - Children	704	1,517	46.4%	57.1%	58.9%	57.6%
% of FP17s for the same patient ID Re-attending between 3 & 9 months - Adults	2,871	5,533	51.9%	50.6%	52.2%	50.1%
% of FP17s for Band 1 Urgent Courses	513	6,804	7.5%	9.8%	9.2%	9.1%
% of FP17s Relating to Free Repair or Replacements	93	6,804	1.4%	1.0%	1.0%	0.8%
% of FP17s Relating to Continuations	66	6,804	1.0%	1.6%	1.4%	1.2%
% of Patients satisfied with the dentistry they have received	16	17	94.1%	93.7%	93.1%	92.8%
% of Patients satisfied with the time they had to wait for an appointment	16	17	94.1%	93.0%	89.5%	88.7%

* This is based on patients treated on this contract for their most recent course of treatment. Figures in italics indicate the base number of FP17s or Patient Questionnaire responses are less than 100. N/A is shown where the base number of responses is less than 10 during the period. % is calculated as Quantity/Base number*100

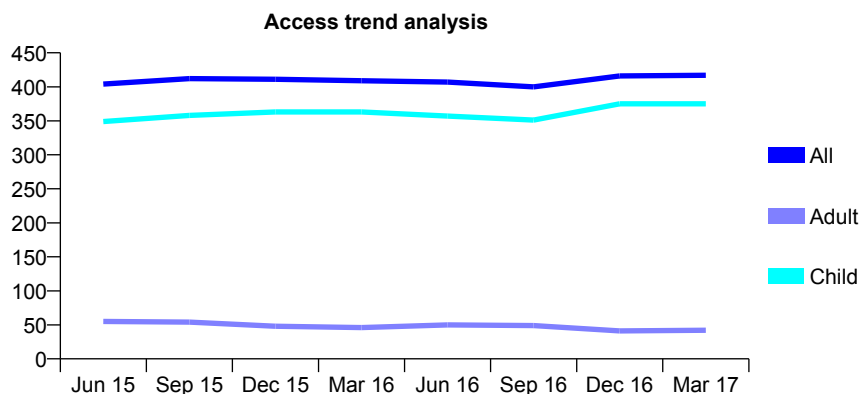
Q44 - Vital Signs At a Glance Contract Report for 103292/0001 - March 2017

Name or company name	Baran & Hull Ltd
Contract type name	GDS Contract
Purpose of contract	General
Contract start date	01/04/2011
Contract end date	

16/17 Contracted general activity (UDA)	1,000
Carry forward general activity (UDA)	0
16/17 Contracted orthodontic activity (UOA)	0
Carry forward orthodontic activity (UOA)	0
Baseline contract value	£25,162.26

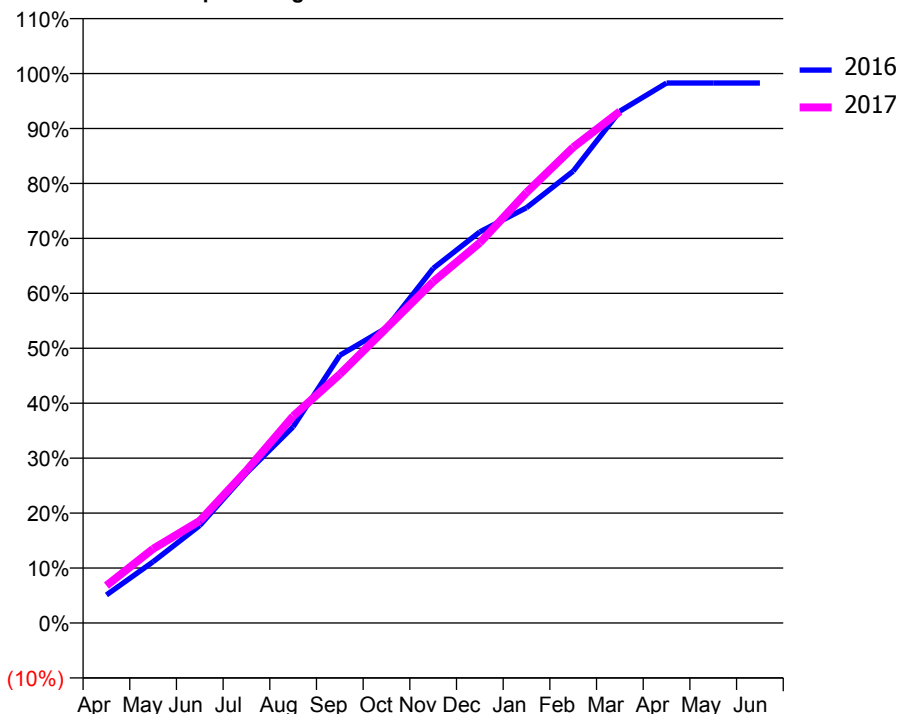
ACCESS*

Patients seen in 24 months	Total	Change since previous quarter
Quarter ending March 2016	409	
Quarter ending June 2016	407	→
Quarter ending September 2016	400	↓
Quarter ending December 2016	416	↑
Quarter ending March 2017	417	→
Variance since March 2016	2.0%	→



ACTIVITY

Cumulative percentage of contracted UDA delivered 2016 & 2017



Month	Adjusted Scheduled Activity (UDA)	
	2016	2017
April	51	68
May	111	135
June	177	186
July	273	278
August	357	377
September	487	453
October	537	537
November	645	621
December	712	692
January	756	783
February	822	866
March	932	931
April	983	
May	983	
June	983	

QUALITY

	Quantity	Base Number	Contract	AT	Region	England
% of FP17s for the same patient ID Re-attending within 3 months - Children	132	843	15.7%	12.5%	13.3%	12.3%
% of FP17s for the same patient ID Re-attending within 3 months - Adults	0	0	N/A	18.0%	17.3%	16.7%
% of FP17s for the same patient ID Re-attending between 3 & 9 months - Children	566	843	67.1%	57.1%	58.9%	57.6%
% of FP17s for the same patient ID Re-attending between 3 & 9 months - Adults	0	0	N/A	50.6%	52.2%	50.1%
% of FP17s for Band 1 Urgent Courses	15	811	1.8%	9.8%	9.2%	9.1%
% of FP17s Relating to Free Repair or Replacements	0	811	0.0%	1.0%	1.0%	0.8%
% of FP17s Relating to Continuations	0	811	0.0%	1.6%	1.4%	1.2%
% of Patients satisfied with the dentistry they have received	1	1	N/A	93.7%	93.1%	92.8%
% of Patients satisfied with the time they had to wait for an appointment	1	1	N/A	93.0%	89.5%	88.7%

* This is based on patients treated on this contract for their most recent course of treatment. Figures in italics indicate the base number of FP17s or Patient Questionnaire responses are less than 100. N/A is shown where the base number of responses is less than 10 during the period. % is calculated as Quantity/Base number*100

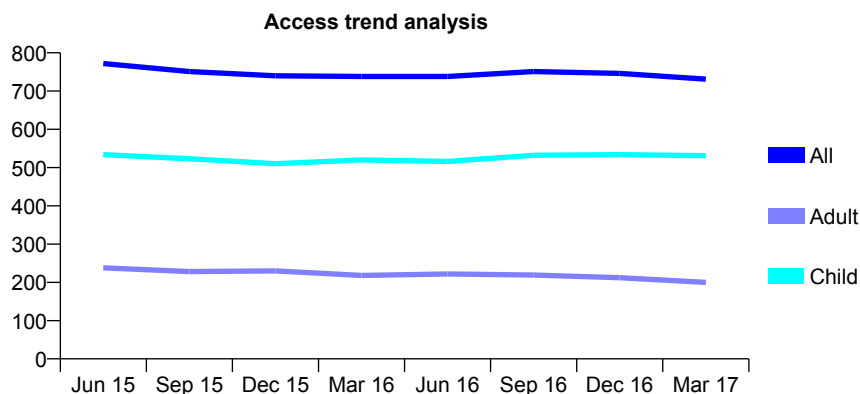
Q44 - Vital Signs At a Glance Contract Report for 103306/0001 - March 2017

Name or company name	PD Dental Care Ltd
Contract type name	GDS Contract
Purpose of contract	General
Contract start date	01/05/2011
Contract end date	

16/17 Contracted general activity (UDA)	2,648
Carry forward general activity (UDA)	0
16/17 Contracted orthodontic activity (UOA)	0
Carry forward orthodontic activity (UOA)	0
Baseline contract value	£66,767.13

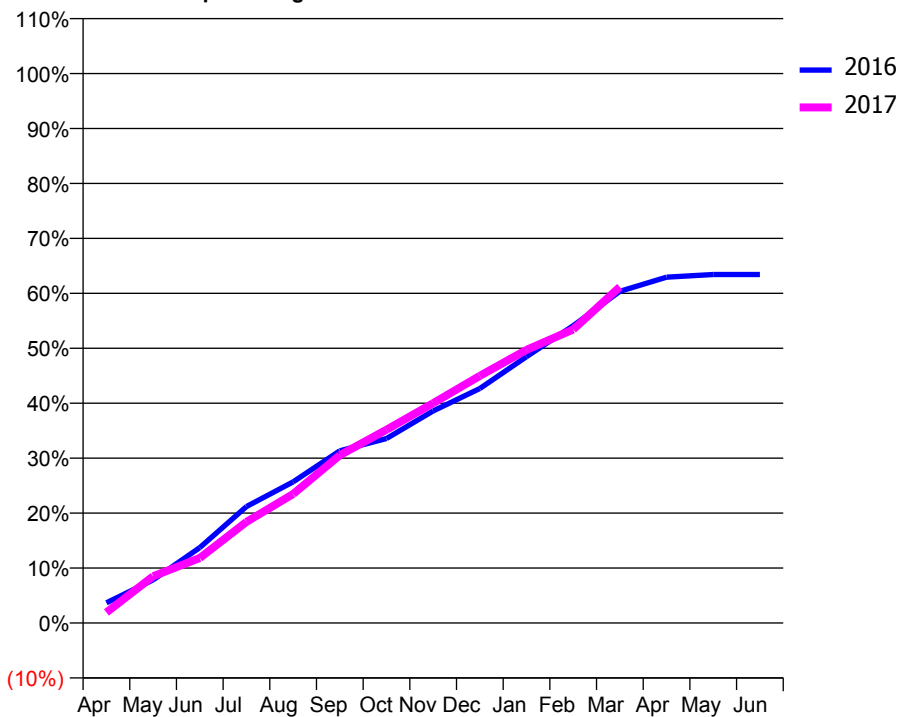
ACCESS*

Patients seen in 24 months	Total	Change since previous quarter
Quarter ending March 2016	738	
Quarter ending June 2016	738	→
Quarter ending September 2016	751	→
Quarter ending December 2016	746	→
Quarter ending March 2017	731	↓
Variance since March 2016	(0.9%)	→



ACTIVITY

Cumulative percentage of contracted UDA delivered 2016 & 2017



Month	Adjusted Scheduled Activity (UDA)	
	2016	2017
April	97	51
May	208	225
June	363	313
July	561	488
August	680	622
September	830	809
October	889	931
November	1,022	1,059
December	1,130	1,191
January	1,284	1,316
February	1,432	1,415
March	1,598	1,620
April	1,667	
May	1,680	
June	1,680	

QUALITY

	Quantity	Base Number	Contract	AT	Region	England
% of FP17s for the same patient ID Re-attending within 3 months - Children	104	977	10.6%	12.5%	13.3%	12.3%
% of FP17s for the same patient ID Re-attending within 3 months - Adults	10	196	5.1%	18.0%	17.3%	16.7%
% of FP17s for the same patient ID Re-attending between 3 & 9 months - Children	692	977	70.8%	57.1%	58.9%	57.6%
% of FP17s for the same patient ID Re-attending between 3 & 9 months - Adults	148	196	75.5%	50.6%	52.2%	50.1%
% of FP17s for Band 1 Urgent Courses	43	1,122	3.8%	9.8%	9.2%	9.1%
% of FP17s Relating to Free Repair or Replacements	1	1,122	0.1%	1.0%	1.0%	0.8%
% of FP17s Relating to Continuations	3	1,122	0.3%	1.6%	1.4%	1.2%
% of Patients satisfied with the dentistry they have received	0	0	N/A	93.7%	93.1%	92.8%
% of Patients satisfied with the time they had to wait for an appointment	0	0	N/A	93.0%	89.5%	88.7%

* This is based on patients treated on this contract for their most recent course of treatment. Figures in italics indicate the base number of FP17s or Patient Questionnaire responses are less than 100. N/A is shown where the base number of responses is less than 10 during the period. % is calculated as Quantity/Base number*100

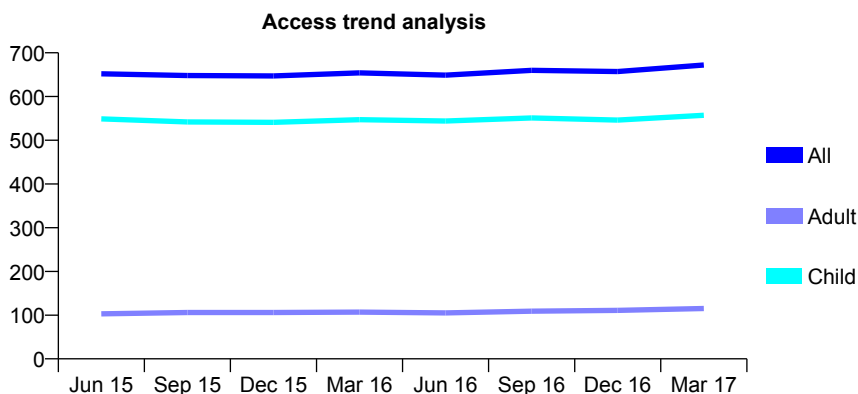
Q44 - Vital Signs At a Glance Contract Report for 104892/0001 - March 2017

Name or company name	The King Street Dental Practice Ltd
Contract type name	GDS Contract
Purpose of contract	General
Contract start date	01/04/2007
Contract end date	

16/17 Contracted general activity (UDA)	1,644
Carry forward general activity (UDA)	0
16/17 Contracted orthodontic activity (UOA)	0
Carry forward orthodontic activity (UOA)	0
Baseline contract value	£34,906.75

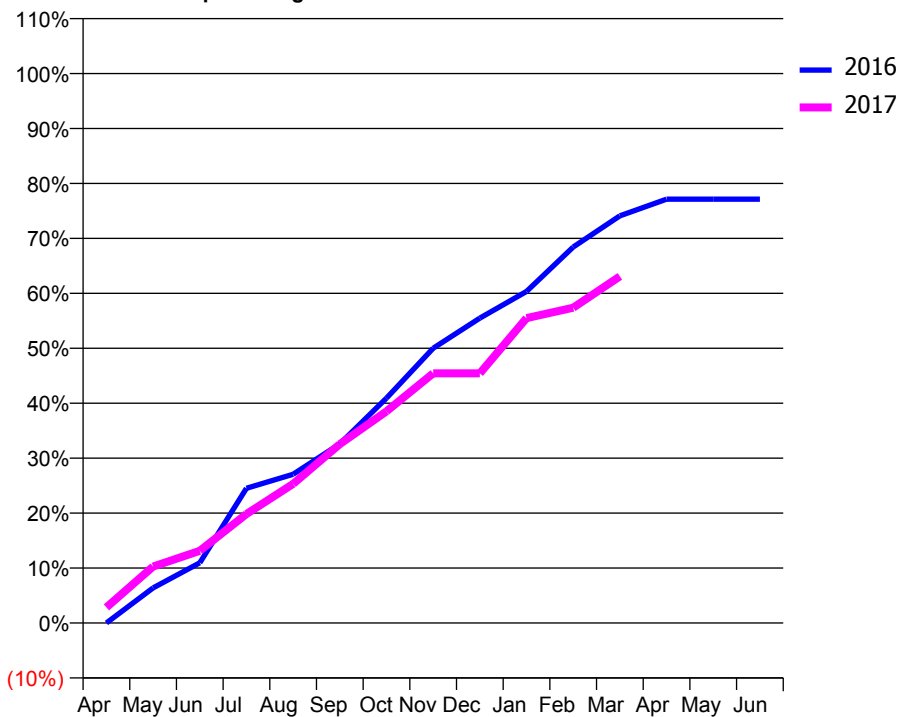
ACCESS*

Patients seen in 24 months	Total	Change since previous quarter
Quarter ending March 2016	654	
Quarter ending June 2016	649	→
Quarter ending September 2016	660	→
Quarter ending December 2016	657	→
Quarter ending March 2017	672	↑
Variance since March 2016	2.8%	↑



ACTIVITY

Cumulative percentage of contracted UDA delivered 2016 & 2017



Adjusted Scheduled Activity (UDA)

Month	2016	2017
April	0	47
May	105	169
June	180	216
July	403	326
August	445	416
September	536	535
October	673	633
November	822	747
December	912	747
January	992	912
February	1,125	943
March	1,218	1,037
April	1,268	
May	1,268	
June	1,268	

QUALITY

	Quantity	Base Number	Contract	AT	Region	England
% of FP17s for the same patient ID Re-attending within 3 months - Children	79	848	9.3%	12.5%	13.3%	12.3%
% of FP17s for the same patient ID Re-attending within 3 months - Adults	4	56	7.1%	18.0%	17.3%	16.7%
% of FP17s for the same patient ID Re-attending between 3 & 9 months - Children	525	848	61.9%	57.1%	58.9%	57.6%
% of FP17s for the same patient ID Re-attending between 3 & 9 months - Adults	32	56	57.1%	50.6%	52.2%	50.1%
% of FP17s for Band 1 Urgent Courses	1	853	0.1%	9.8%	9.2%	9.1%
% of FP17s Relating to Free Repair or Replacements	0	853	0.0%	1.0%	1.0%	0.8%
% of FP17s Relating to Continuations	0	853	0.0%	1.6%	1.4%	1.2%
% of Patients satisfied with the dentistry they have received	0	0	N/A	93.7%	93.1%	92.8%
% of Patients satisfied with the time they had to wait for an appointment	0	0	N/A	93.0%	89.5%	88.7%

* This is based on patients treated on this contract for their most recent course of treatment. Figures in italics indicate the base number of FP17s or Patient Questionnaire responses are less than 100. N/A is shown where the base number of responses is less than 10 during the period. % is calculated as Quantity/Base number*100

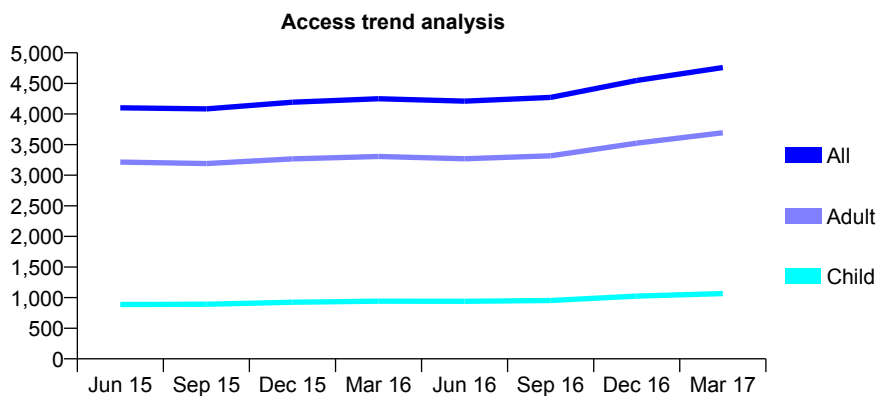
Q44 - Vital Signs At a Glance Contract Report for 105120/0001 - March 2017

Name or company name	Handforth Dental Practice LLP
Contract type name	GDS Contract
Purpose of contract	General
Contract start date	01/06/2007
Contract end date	

16/17 Contracted general activity (UDA)	16,767
Carry forward general activity (UDA)	0
16/17 Contracted orthodontic activity (UOA)	0
Carry forward orthodontic activity (UOA)	0
Baseline contract value	£412,632.33

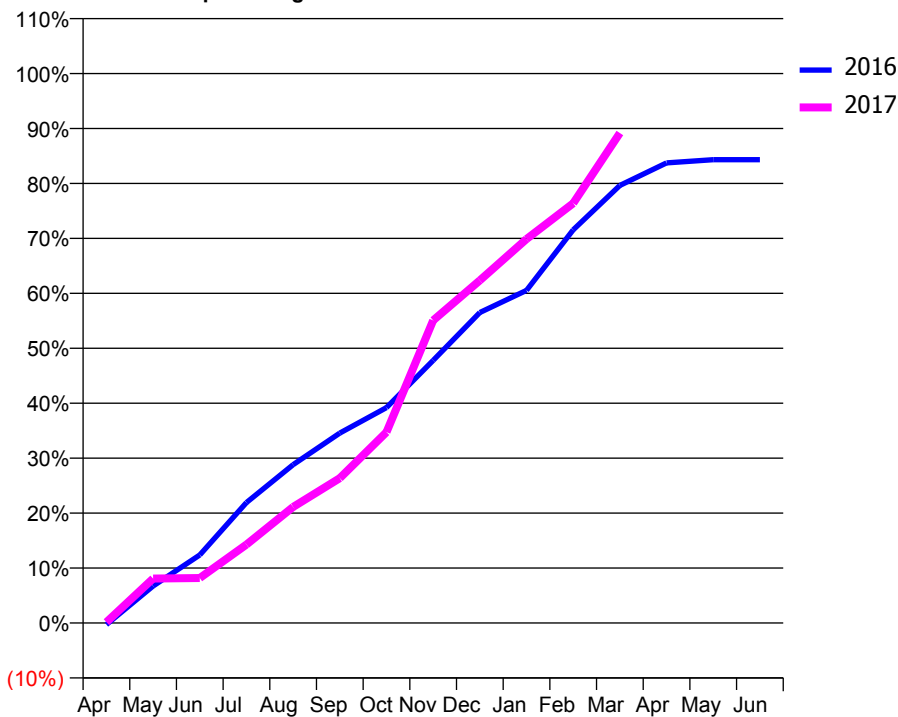
ACCESS*

Patients seen in 24 months	Total	Change since previous quarter
Quarter ending March 2016	4,250	
Quarter ending June 2016	4,210	→
Quarter ending September 2016	4,272	→
Quarter ending December 2016	4,548	↑
Quarter ending March 2017	4,759	↑
Variance since March 2016	12.0%	↑



ACTIVITY

Cumulative percentage of contracted UDA delivered 2016 & 2017



Month	Adjusted Scheduled Activity (UDA)	
	2016	2017
April	-51	25
May	1,130	1,356
June	2,076	1,375
July	3,677	2,396
August	4,832	3,541
September	5,796	4,419
October	6,572	5,824
November	8,015	9,233
December	9,475	10,456
January	10,148	11,715
February	11,996	12,808
March	13,351	14,953
April	14,041	
May	14,138	
June	14,138	

QUALITY

	Quantity	Base Number	Contract	AT	Region	England
% of FP17s for the same patient ID Re-attending within 3 months - Children	136	1,654	8.2%	12.5%	13.3%	12.3%
% of FP17s for the same patient ID Re-attending within 3 months - Adults	899	5,726	15.7%	18.0%	17.3%	16.7%
% of FP17s for the same patient ID Re-attending between 3 & 9 months - Children	925	1,654	55.9%	57.1%	58.9%	57.6%
% of FP17s for the same patient ID Re-attending between 3 & 9 months - Adults	3,095	5,726	54.1%	50.6%	52.2%	50.1%
% of FP17s for Band 1 Urgent Courses	424	7,035	6.0%	9.8%	9.2%	9.1%
% of FP17s Relating to Free Repair or Replacements	137	7,035	1.9%	1.0%	1.0%	0.8%
% of FP17s Relating to Continuations	196	7,035	2.8%	1.6%	1.4%	1.2%
% of Patients satisfied with the dentistry they have received	9	9	N/A	93.7%	93.1%	92.8%
% of Patients satisfied with the time they had to wait for an appointment	9	9	N/A	93.0%	89.5%	88.7%

* This is based on patients treated on this contract for their most recent course of treatment. Figures in italics indicate the base number of FP17s or Patient Questionnaire responses are less than 100. N/A is shown where the base number of responses is less than 10 during the period. % is calculated as Quantity/Base number*100

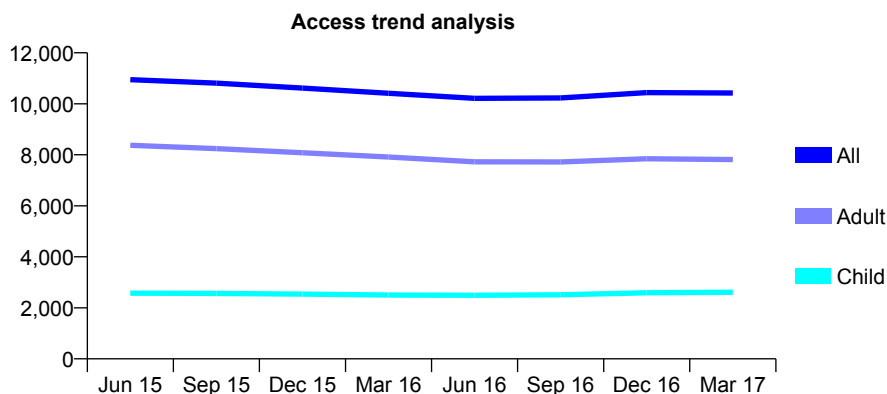
Q44 - Vital Signs At a Glance Contract Report for 105902/0001 - March 2017

Name or company name	MAC Dental Centre Ltd
Contract type name	GDS Contract
Purpose of contract	General
Contract start date	01/05/2011
Contract end date	

16/17 Contracted general activity (UDA)	34,000
Carry forward general activity (UDA)	0
16/17 Contracted orthodontic activity (UOA)	0
Carry forward orthodontic activity (UOA)	0
Baseline contract value	£779,059.43

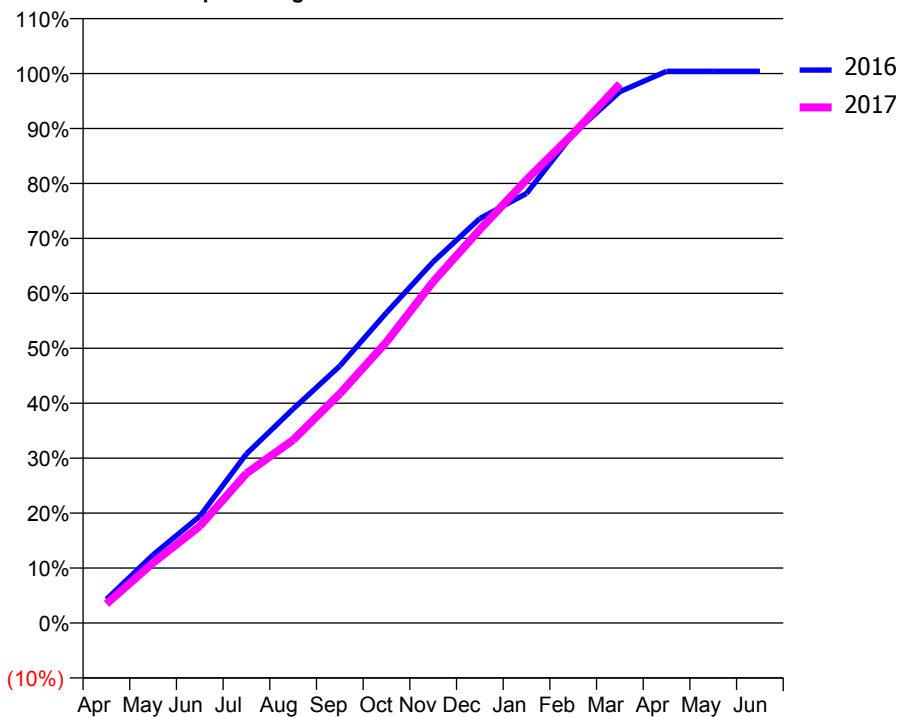
ACCESS*

Patients seen in 24 months	Total	Change since previous quarter
Quarter ending March 2016	10,415	
Quarter ending June 2016	10,215	↓
Quarter ending September 2016	10,228	→
Quarter ending December 2016	10,438	↑
Quarter ending March 2017	10,426	→
Variance since March 2016	0.1%	→



ACTIVITY

Cumulative percentage of contracted UDA delivered 2016 & 2017



Month	Adjusted Scheduled Activity (UDA)	
	2016	2017
April	1,462	1,182
May	4,217	3,723
June	6,601	5,991
July	10,467	9,258
August	13,243	11,325
September	15,906	14,190
October	19,205	17,387
November	22,348	21,115
December	25,031	24,346
January	26,582	27,431
February	30,271	30,272
March	32,877	33,357
April	34,137	
May	34,140	
June	34,135	

QUALITY

	Quantity	Base Number	Contract	AT	Region	England
% of FP17s for the same patient ID Re-attending within 3 months - Children	262	4,014	6.5%	12.5%	13.3%	12.3%
% of FP17s for the same patient ID Re-attending within 3 months - Adults	1,670	11,361	14.7%	18.0%	17.3%	16.7%
% of FP17s for the same patient ID Re-attending between 3 & 9 months - Children	2,508	4,014	62.5%	57.1%	58.9%	57.6%
% of FP17s for the same patient ID Re-attending between 3 & 9 months - Adults	5,983	11,361	52.7%	50.6%	52.2%	50.1%
% of FP17s for Band 1 Urgent Courses	1,048	14,536	7.2%	9.8%	9.2%	9.1%
% of FP17s Relating to Free Repair or Replacements	277	14,536	1.9%	1.0%	1.0%	0.8%
% of FP17s Relating to Continuations	119	14,536	0.8%	1.6%	1.4%	1.2%
% of Patients satisfied with the dentistry they have received	19	24	79.2%	93.7%	93.1%	92.8%
% of Patients satisfied with the time they had to wait for an appointment	20	24	83.3%	93.0%	89.5%	88.7%

* This is based on patients treated on this contract for their most recent course of treatment. Figures in italics indicate the base number of FP17s or Patient Questionnaire responses are less than 100. N/A is shown where the base number of responses is less than 10 during the period. % is calculated as Quantity/Base number*100

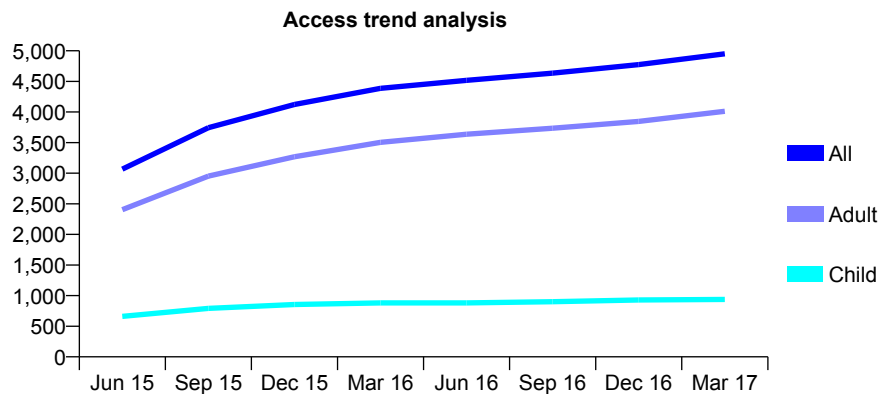
Q44 - Vital Signs At a Glance Contract Report for 106690/0001 - March 2017

Name or company name	Mary Samuel, Sankey Street Dental Practic
Contract type name	GDS Contract
Purpose of contract	General
Contract start date	01/04/2014
Contract end date	

16/17 Contracted general activity (UDA)	14,090
Carry forward general activity (UDA)	0
16/17 Contracted orthodontic activity (UOA)	0
Carry forward orthodontic activity (UOA)	0
Baseline contract value	£311,366.79

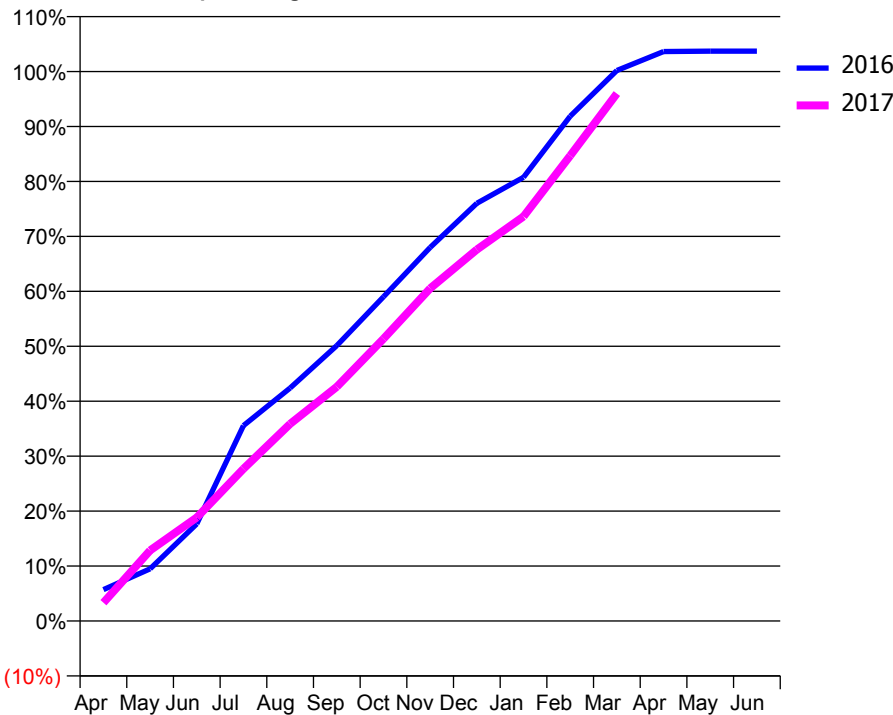
ACCESS*

Patients seen in 24 months	Total	Change since previous quarter
Quarter ending March 2016	4,386	
Quarter ending June 2016	4,518	↑
Quarter ending September 2016	4,636	↑
Quarter ending December 2016	4,775	↑
Quarter ending March 2017	4,951	↑
Variance since March 2016	12.9%	↑



ACTIVITY

Cumulative percentage of contracted UDA delivered 2016 & 2017



Month	Adjusted Scheduled Activity (UDA)	
	2016	2017
April	805	469
May	1,339	1,810
June	2,491	2,654
July	5,009	3,903
August	5,976	5,054
September	7,064	6,007
October	8,315	7,237
November	9,580	8,531
December	10,711	9,525
January	11,379	10,372
February	12,943	11,933
March	14,115	13,523
April	14,602	
May	14,612	
June	14,613	

QUALITY

	Quantity	Base Number	Contract	AT	Region	England
% of FP17s for the same patient ID Re-attending within 3 months - Children	104	1,367	7.6%	12.5%	13.3%	12.3%
% of FP17s for the same patient ID Re-attending within 3 months - Adults	891	5,505	16.2%	18.0%	17.3%	16.7%
% of FP17s for the same patient ID Re-attending between 3 & 9 months - Children	703	1,367	51.4%	57.1%	58.9%	57.6%
% of FP17s for the same patient ID Re-attending between 3 & 9 months - Adults	2,616	5,505	47.5%	50.6%	52.2%	50.1%
% of FP17s for Band 1 Urgent Courses	862	6,409	13.4%	9.8%	9.2%	9.1%
% of FP17s Relating to Free Repair or Replacements	122	6,409	1.9%	1.0%	1.0%	0.8%
% of FP17s Relating to Continuations	65	6,409	1.0%	1.6%	1.4%	1.2%
% of Patients satisfied with the dentistry they have received	9	9	N/A	93.7%	93.1%	92.8%
% of Patients satisfied with the time they had to wait for an appointment	7	9	N/A	93.0%	89.5%	88.7%

* This is based on patients treated on this contract for their most recent course of treatment. Figures in italics indicate the base number of FP17s or Patient Questionnaire responses are less than 100. N/A is shown where the base number of responses is less than 10 during the period. % is calculated as Quantity/Base number*100

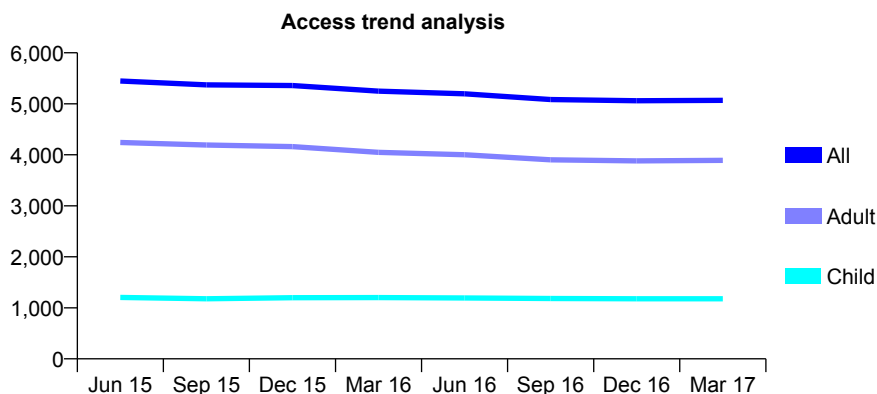
Q44 - Vital Signs At a Glance Contract Report for 106976/0001 - March 2017

Name or company name	Greasby Dental Centre
Contract type name	GDS Contract
Purpose of contract	General
Contract start date	01/08/2009
Contract end date	

16/17 Contracted general activity (UDA)	14,380
Carry forward general activity (UDA)	0
16/17 Contracted orthodontic activity (UOA)	0
Carry forward orthodontic activity (UOA)	0
Baseline contract value	£389,325.52

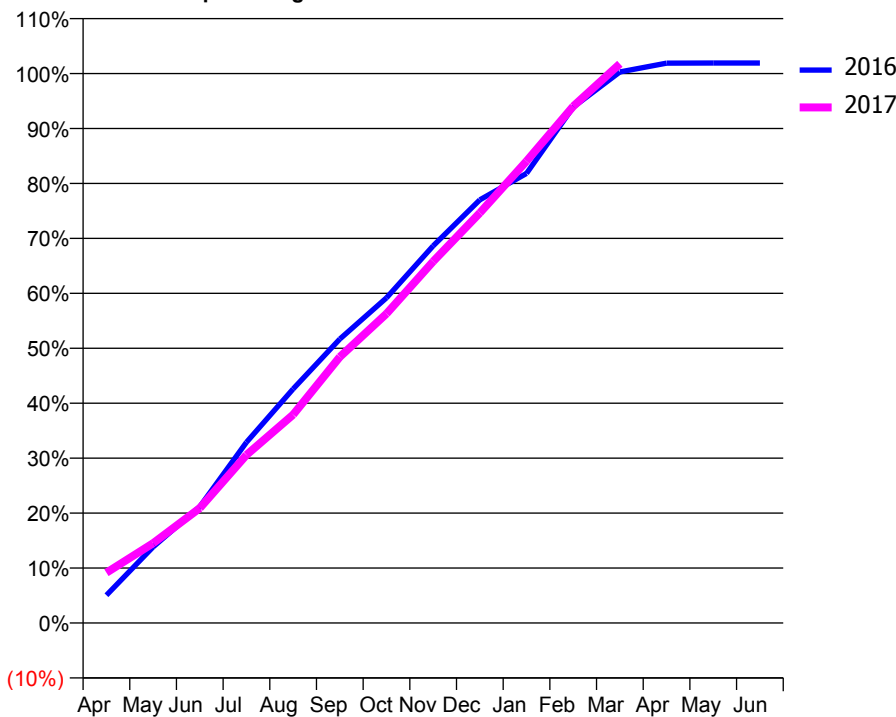
ACCESS*

Patients seen in 24 months	Total	Change since previous quarter
Quarter ending March 2016	5,249	
Quarter ending June 2016	5,195	↓
Quarter ending September 2016	5,084	↓
Quarter ending December 2016	5,060	→
Quarter ending March 2017	5,069	→
Variance since March 2016	(3.4%)	↓



ACTIVITY

Cumulative percentage of contracted UDA delivered 2016 & 2017



Month	Adjusted Scheduled Activity (UDA)	
	2016	2017
April	727	1,316
May	1,990	2,090
June	3,045	3,005
July	4,729	4,398
August	6,126	5,453
September	7,430	6,965
October	8,510	8,095
November	9,871	9,462
December	11,076	10,731
January	11,764	12,087
February	13,499	13,521
March	14,422	14,632
April	14,652	
May	14,654	
June	14,656	

QUALITY

	Quantity	Base Number	Contract	AT	Region	England
% of FP17s for the same patient ID Re-attending within 3 months - Children	106	1,711	6.2%	12.5%	13.3%	12.3%
% of FP17s for the same patient ID Re-attending within 3 months - Adults	1,126	5,793	19.4%	18.0%	17.3%	16.7%
% of FP17s for the same patient ID Re-attending between 3 & 9 months - Children	983	1,711	57.5%	57.1%	58.9%	57.6%
% of FP17s for the same patient ID Re-attending between 3 & 9 months - Adults	2,755	5,793	47.6%	50.6%	52.2%	50.1%
% of FP17s for Band 1 Urgent Courses	722	7,370	9.8%	9.8%	9.2%	9.1%
% of FP17s Relating to Free Repair or Replacements	103	7,370	1.4%	1.0%	1.0%	0.8%
% of FP17s Relating to Continuations	127	7,370	1.7%	1.6%	1.4%	1.2%
% of Patients satisfied with the dentistry they have received	9	12	75.0%	93.7%	93.1%	92.8%
% of Patients satisfied with the time they had to wait for an appointment	11	12	91.7%	93.0%	89.5%	88.7%

* This is based on patients treated on this contract for their most recent course of treatment. Figures in italics indicate the base number of FP17s or Patient Questionnaire responses are less than 100. N/A is shown where the base number of responses is less than 10 during the period. % is calculated as Quantity/Base number*100

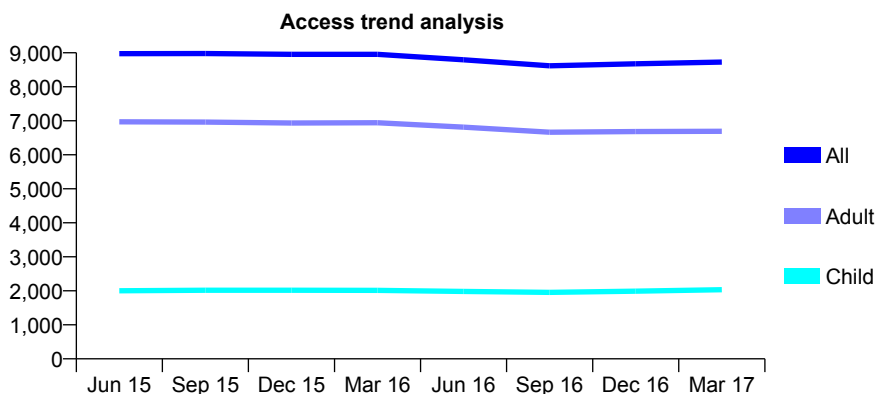
Q44 - Vital Signs At a Glance Contract Report for 107271/0001 - March 2017

Name or company name	Pooltown Dental
Contract type name	GDS Contract
Purpose of contract	General
Contract start date	01/04/2009
Contract end date	

16/17 Contracted general activity (UDA)	23,695
Carry forward general activity (UDA)	57
16/17 Contracted orthodontic activity (UOA)	0
Carry forward orthodontic activity (UOA)	0
Baseline contract value	£698,396.39

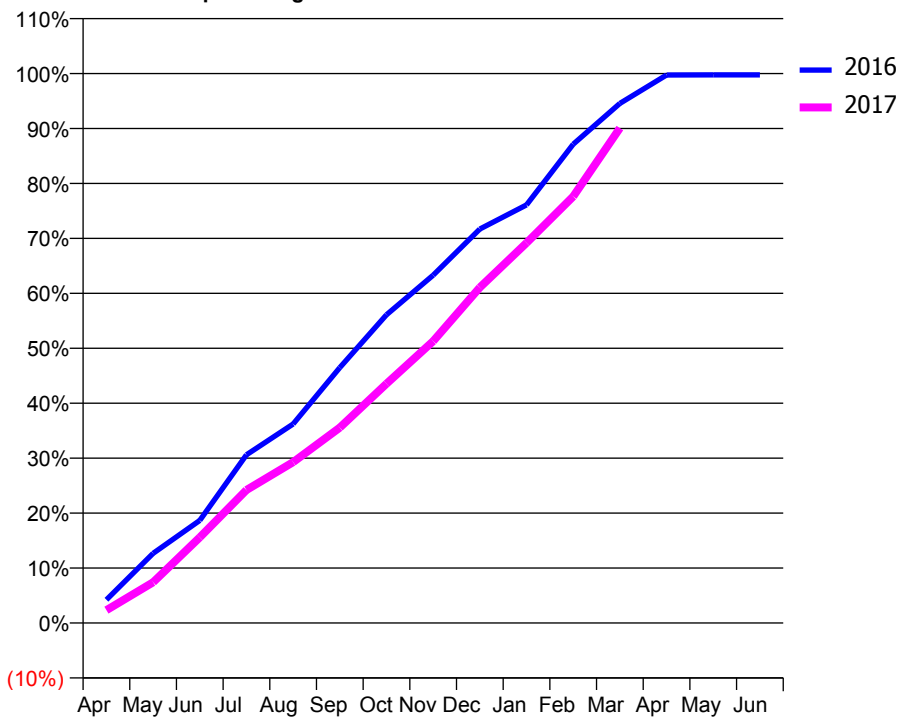
ACCESS*

Patients seen in 24 months	Total	Change since previous quarter
Quarter ending March 2016	8,956	
Quarter ending June 2016	8,796	↓
Quarter ending September 2016	8,617	↓
Quarter ending December 2016	8,677	→
Quarter ending March 2017	8,727	→
Variance since March 2016	(2.6%)	↓



ACTIVITY

Cumulative percentage of contracted UDA delivered 2016 & 2017



Month	2016	2017
April	1,002	553
May	3,002	1,755
June	4,422	3,695
July	7,253	5,737
August	8,582	6,935
September	11,012	8,429
October	13,291	10,318
November	15,001	12,153
December	16,991	14,470
January	18,030	16,389
February	20,644	18,391
March	22,407	21,341
April	23,629	
May	23,637	
June	23,638	

QUALITY

	Quantity	Base Number	Contract	AT	Region	England
% of FP17s for the same patient ID Re-attending within 3 months - Children	262	2,749	9.5%	12.5%	13.3%	12.3%
% of FP17s for the same patient ID Re-attending within 3 months - Adults	1,925	8,658	22.2%	18.0%	17.3%	16.7%
% of FP17s for the same patient ID Re-attending between 3 & 9 months - Children	1,148	2,749	41.8%	57.1%	58.9%	57.6%
% of FP17s for the same patient ID Re-attending between 3 & 9 months - Adults	2,402	8,658	27.7%	50.6%	52.2%	50.1%
% of FP17s for Band 1 Urgent Courses	1,929	10,837	17.8%	9.8%	9.2%	9.1%
% of FP17s Relating to Free Repair or Replacements	67	10,837	0.6%	1.0%	1.0%	0.8%
% of FP17s Relating to Continuations	228	10,837	2.1%	1.6%	1.4%	1.2%
% of Patients satisfied with the dentistry they have received	11	11	100.0%	93.7%	93.1%	92.8%
% of Patients satisfied with the time they had to wait for an appointment	11	11	100.0%	93.0%	89.5%	88.7%

* This is based on patients treated on this contract for their most recent course of treatment. Figures in italics indicate the base number of FP17s or Patient Questionnaire responses are less than 100. N/A is shown where the base number of responses is less than 10 during the period. % is calculated as Quantity/Base number*100

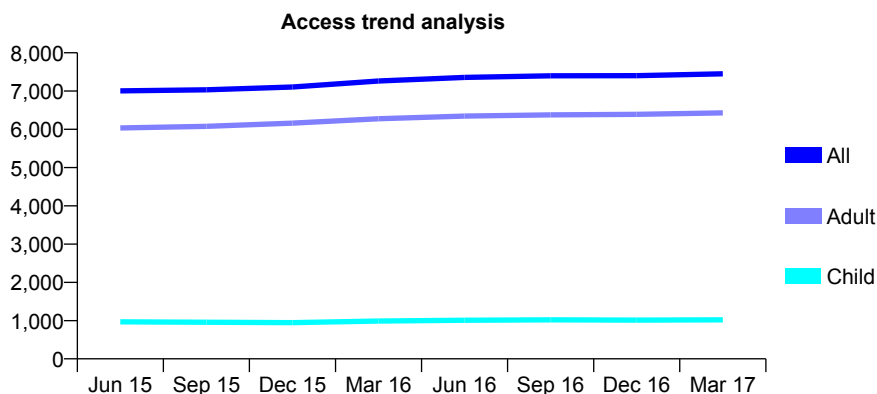
Q44 - Vital Signs At a Glance Contract Report for 107468/0001 - March 2017

Name or company name	Foregate Street Dental Clinic
Contract type name	GDS Contract
Purpose of contract	General
Contract start date	01/04/2009
Contract end date	

16/17 Contracted general activity (UDA)	24,100
Carry forward general activity (UDA)	411
16/17 Contracted orthodontic activity (UOA)	0
Carry forward orthodontic activity (UOA)	0
Baseline contract value	£572,502.60

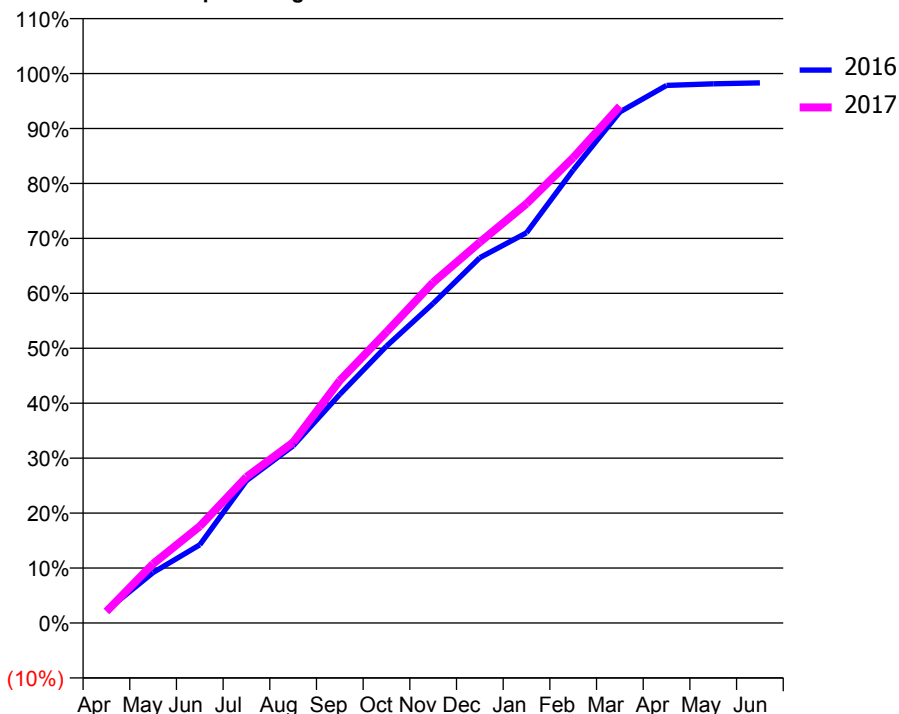
ACCESS*

Patients seen in 24 months	Total	Change since previous quarter
Quarter ending March 2016	7,263	
Quarter ending June 2016	7,356	→
Quarter ending September 2016	7,398	→
Quarter ending December 2016	7,403	→
Quarter ending March 2017	7,452	→
Variance since March 2016	2.6%	↑



ACTIVITY

Cumulative percentage of contracted UDA delivered 2016 & 2017



Month	Adjusted Scheduled Activity (UDA)	
	2016	2017
April	547	508
May	2,215	2,598
June	3,428	4,244
July	6,241	6,405
August	7,767	7,920
September	10,028	10,637
October	12,143	12,766
November	14,013	14,942
December	16,023	16,701
January	17,118	18,389
February	19,872	20,409
March	22,417	22,668
April	23,580	
May	23,646	
June	23,689	

QUALITY

	Quantity	Base Number	Contract	AT	Region	England
% of FP17s for the same patient ID Re-attending within 3 months - Children	174	1,591	10.9%	12.5%	13.3%	12.3%
% of FP17s for the same patient ID Re-attending within 3 months - Adults	2,094	10,587	19.8%	18.0%	17.3%	16.7%
% of FP17s for the same patient ID Re-attending between 3 & 9 months - Children	928	1,591	58.3%	57.1%	58.9%	57.6%
% of FP17s for the same patient ID Re-attending between 3 & 9 months - Adults	5,944	10,587	56.1%	50.6%	52.2%	50.1%
% of FP17s for Band 1 Urgent Courses	1,246	11,645	10.7%	9.8%	9.2%	9.1%
% of FP17s Relating to Free Repair or Replacements	196	11,645	1.7%	1.0%	1.0%	0.8%
% of FP17s Relating to Continuations	114	11,645	1.0%	1.6%	1.4%	1.2%
% of Patients satisfied with the dentistry they have received	17	18	94.4%	93.7%	93.1%	92.8%
% of Patients satisfied with the time they had to wait for an appointment	17	18	94.4%	93.0%	89.5%	88.7%

* This is based on patients treated on this contract for their most recent course of treatment. Figures in italics indicate the base number of FP17s or Patient Questionnaire responses are less than 100. N/A is shown where the base number of responses is less than 10 during the period. % is calculated as Quantity/Base number*100

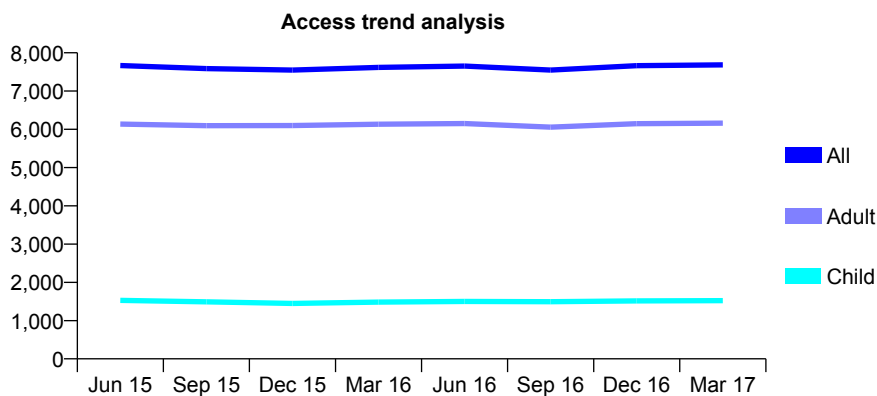
Q44 - Vital Signs At a Glance Contract Report for 107689/0001 - March 2017

Name or company name	Glencairn Dental Practice
Contract type name	GDS Contract
Purpose of contract	General
Contract start date	01/08/2006
Contract end date	

16/17 Contracted general activity (UDA)	21,897
Carry forward general activity (UDA)	0
16/17 Contracted orthodontic activity (UOA)	0
Carry forward orthodontic activity (UOA)	0
Baseline contract value	£598,192.13

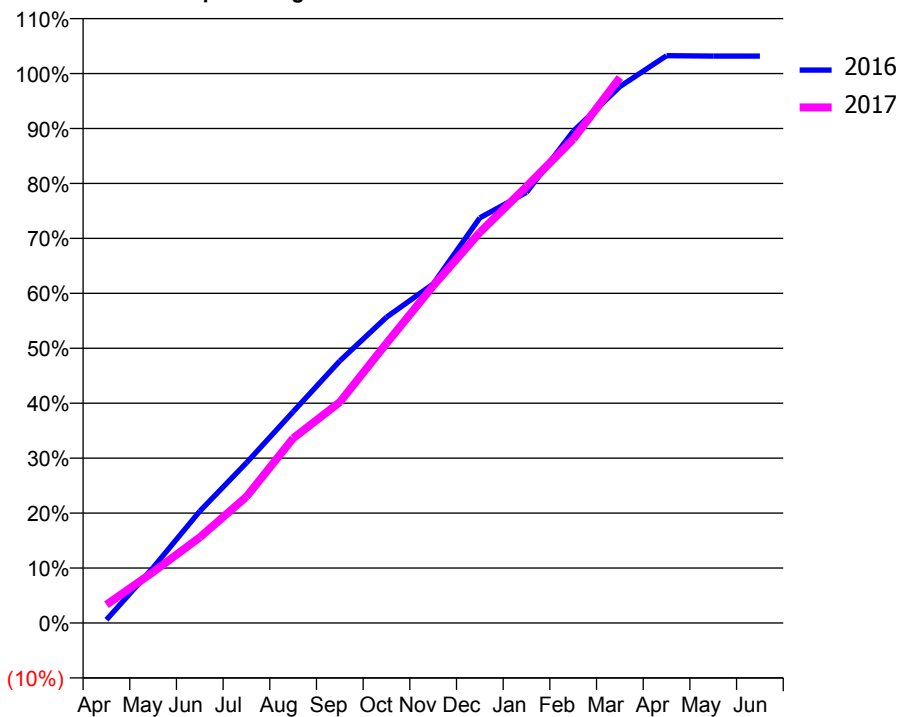
ACCESS*

Patients seen in 24 months	Total	Change since previous quarter
Quarter ending March 2016	7,618	
Quarter ending June 2016	7,653	→
Quarter ending September 2016	7,547	↓
Quarter ending December 2016	7,664	→
Quarter ending March 2017	7,684	→
Variance since March 2016	0.9%	→



ACTIVITY

Cumulative percentage of contracted UDA delivered 2016 & 2017



Month	Adjusted Scheduled Activity (UDA)	
	2016	2017
April	131	732
May	2,208	2,032
June	4,458	3,416
July	6,383	5,035
August	8,417	7,363
September	10,442	8,800
October	12,186	11,146
November	13,511	13,437
December	16,144	15,565
January	17,160	17,396
February	19,593	19,282
March	21,376	21,735
April	22,605	
May	22,594	
June	22,594	

QUALITY

	Quantity	Base Number	Contract	AT	Region	England
% of FP17s for the same patient ID Re-attending within 3 months - Children	296	2,719	10.9%	12.5%	13.3%	12.3%
% of FP17s for the same patient ID Re-attending within 3 months - Adults	2,025	10,135	20.0%	18.0%	17.3%	16.7%
% of FP17s for the same patient ID Re-attending between 3 & 9 months - Children	1,610	2,719	59.2%	57.1%	58.9%	57.6%
% of FP17s for the same patient ID Re-attending between 3 & 9 months - Adults	5,207	10,135	51.4%	50.6%	52.2%	50.1%
% of FP17s for Band 1 Urgent Courses	1,144	11,321	10.1%	9.8%	9.2%	9.1%
% of FP17s Relating to Free Repair or Replacements	327	11,321	2.9%	1.0%	1.0%	0.8%
% of FP17s Relating to Continuations	385	11,321	3.4%	1.6%	1.4%	1.2%
% of Patients satisfied with the dentistry they have received	23	24	95.8%	93.7%	93.1%	92.8%
% of Patients satisfied with the time they had to wait for an appointment	24	24	100.0%	93.0%	89.5%	88.7%

* This is based on patients treated on this contract for their most recent course of treatment. Figures in italics indicate the base number of FP17s or Patient Questionnaire responses are less than 100. N/A is shown where the base number of responses is less than 10 during the period. % is calculated as Quantity/Base number*100

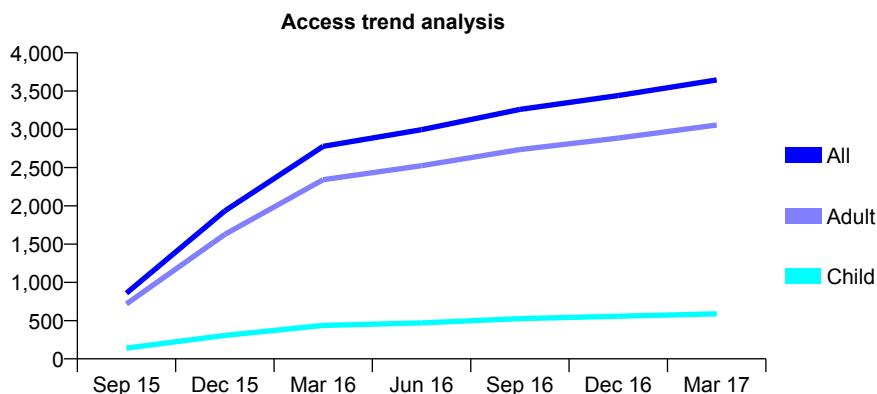
Q44 - Vital Signs At a Glance Contract Report for 108170/0001 - March 2017

Name or company name	Kingsway Dental Practice
Contract type name	GDS Contract
Purpose of contract	General
Contract start date	01/07/2015
Contract end date	

16/17 Contracted general activity (UDA)	12,770
Carry forward general activity (UDA)	0
16/17 Contracted orthodontic activity (UOA)	0
Carry forward orthodontic activity (UOA)	0
Baseline contract value	£301,099.39

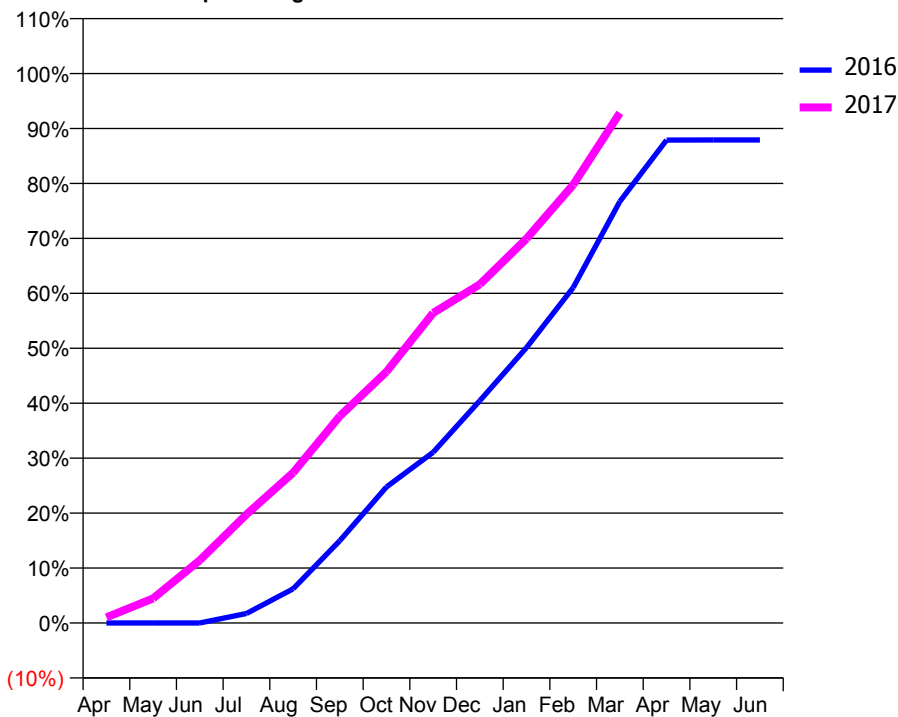
ACCESS*

Patients seen in 24 months	Total	Change since previous quarter
Quarter ending March 2016	2,778	
Quarter ending June 2016	2,995	↑
Quarter ending September 2016	3,261	↑
Quarter ending December 2016	3,442	↑
Quarter ending March 2017	3,645	↑
Variance since March 2016	31.2%	↑



ACTIVITY

Cumulative percentage of contracted UDA delivered 2016 & 2017



Month	Adjusted Scheduled Activity (UDA)	
	2016	2017
April	0	131
May	0	571
June	0	1,457
July	190	2,523
August	684	3,494
September	1,644	4,809
October	2,716	5,840
November	3,409	7,205
December	4,438	7,870
January	5,500	8,932
February	6,697	10,185
March	8,417	11,856
April	9,642	
May	9,643	
June	9,643	

QUALITY

	Quantity	Base Number	Contract	AT	Region	England
% of FP17s for the same patient ID Re-attending within 3 months - Children	59	888	6.6%	12.5%	13.3%	12.3%
% of FP17s for the same patient ID Re-attending within 3 months - Adults	1,138	5,211	21.8%	18.0%	17.3%	16.7%
% of FP17s for the same patient ID Re-attending between 3 & 9 months - Children	513	888	57.8%	57.1%	58.9%	57.6%
% of FP17s for the same patient ID Re-attending between 3 & 9 months - Adults	2,822	5,211	54.2%	50.6%	52.2%	50.1%
% of FP17s for Band 1 Urgent Courses	493	5,709	8.6%	9.8%	9.2%	9.1%
% of FP17s Relating to Free Repair or Replacements	74	5,709	1.3%	1.0%	1.0%	0.8%
% of FP17s Relating to Continuations	224	5,709	3.9%	1.6%	1.4%	1.2%
% of Patients satisfied with the dentistry they have received	28	28	100.0%	93.7%	93.1%	92.8%
% of Patients satisfied with the time they had to wait for an appointment	27	28	96.4%	93.0%	89.5%	88.7%

* This is based on patients treated on this contract for their most recent course of treatment. Figures in italics indicate the base number of FP17s or Patient Questionnaire responses are less than 100. N/A is shown where the base number of responses is less than 10 during the period. % is calculated as Quantity/Base number*100

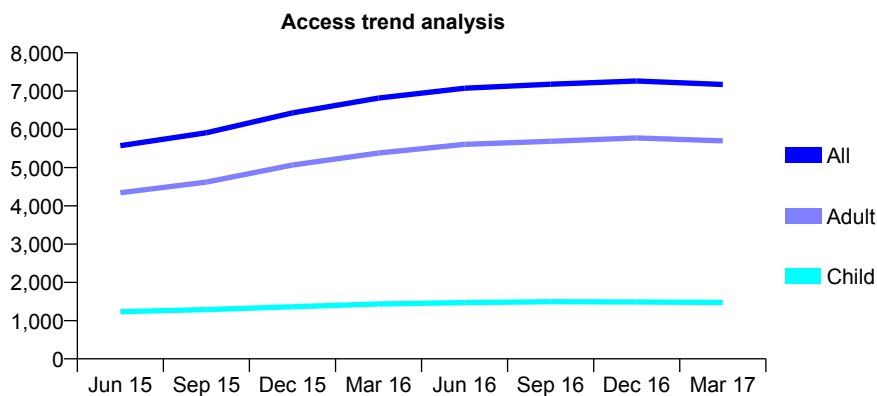
Q44 - Vital Signs At a Glance Contract Report for 108960/0001 - March 2017

Name or company name	Harbour Dental Practice
Contract type name	GDS Contract
Purpose of contract	General
Contract start date	01/01/2014
Contract end date	

16/17 Contracted general activity (UDA)	20,753
Carry forward general activity (UDA)	3
16/17 Contracted orthodontic activity (UOA)	0
Carry forward orthodontic activity (UOA)	0
Baseline contract value	£606,328.34

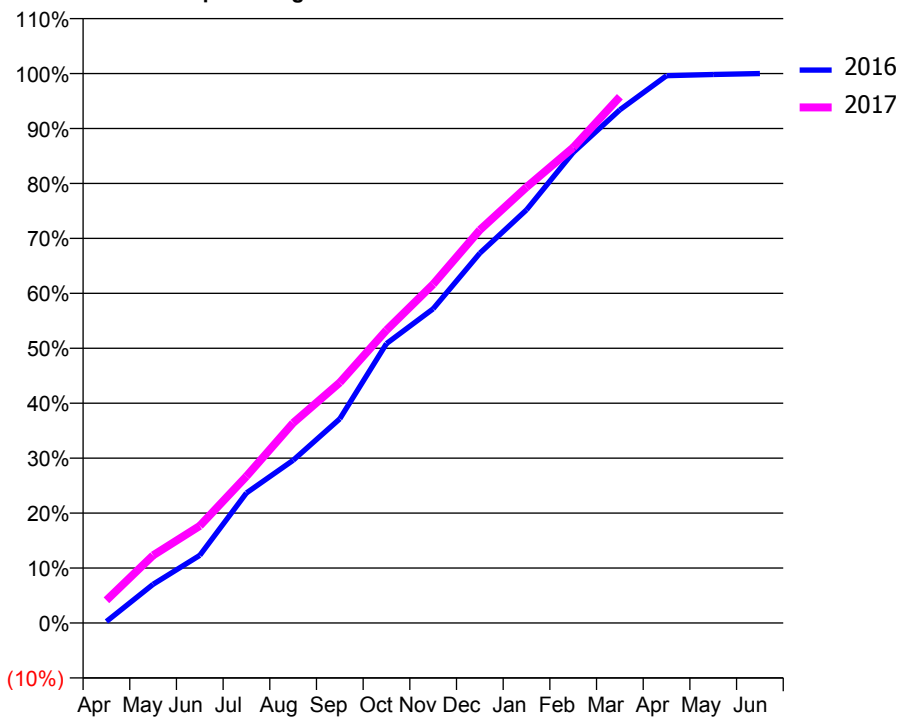
ACCESS*

Patients seen in 24 months	Total	Change since previous quarter
Quarter ending March 2016	6,815	
Quarter ending June 2016	7,076	↑
Quarter ending September 2016	7,180	→
Quarter ending December 2016	7,262	→
Quarter ending March 2017	7,171	↓
Variance since March 2016	5.2%	↑



ACTIVITY

Cumulative percentage of contracted UDA delivered 2016 & 2017



Month	Adjusted Scheduled Activity (UDA)	
	2016	2017
April	56	860
May	1,462	2,557
June	2,557	3,669
July	4,911	5,544
August	6,146	7,559
September	7,714	9,081
October	10,551	11,064
November	11,868	12,794
December	13,966	14,844
January	15,603	16,461
February	17,768	17,956
March	19,383	19,873
April	20,673	
May	20,714	
June	20,750	

QUALITY

	Quantity	Base Number	Contract	AT	Region	England
% of FP17s for the same patient ID Re-attending within 3 months - Children	248	2,372	10.5%	12.5%	13.3%	12.3%
% of FP17s for the same patient ID Re-attending within 3 months - Adults	1,700	8,535	19.9%	18.0%	17.3%	16.7%
% of FP17s for the same patient ID Re-attending between 3 & 9 months - Children	1,338	2,372	56.4%	57.1%	58.9%	57.6%
% of FP17s for the same patient ID Re-attending between 3 & 9 months - Adults	4,181	8,535	49.0%	50.6%	52.2%	50.1%
% of FP17s for Band 1 Urgent Courses	1,334	9,676	13.8%	9.8%	9.2%	9.1%
% of FP17s Relating to Free Repair or Replacements	101	9,676	1.0%	1.0%	1.0%	0.8%
% of FP17s Relating to Continuations	178	9,676	1.8%	1.6%	1.4%	1.2%
% of Patients satisfied with the dentistry they have received	24	24	100.0%	93.7%	93.1%	92.8%
% of Patients satisfied with the time they had to wait for an appointment	22	24	91.7%	93.0%	89.5%	88.7%

* This is based on patients treated on this contract for their most recent course of treatment. Figures in italics indicate the base number of FP17s or Patient Questionnaire responses are less than 100. N/A is shown where the base number of responses is less than 10 during the period. % is calculated as Quantity/Base number*100

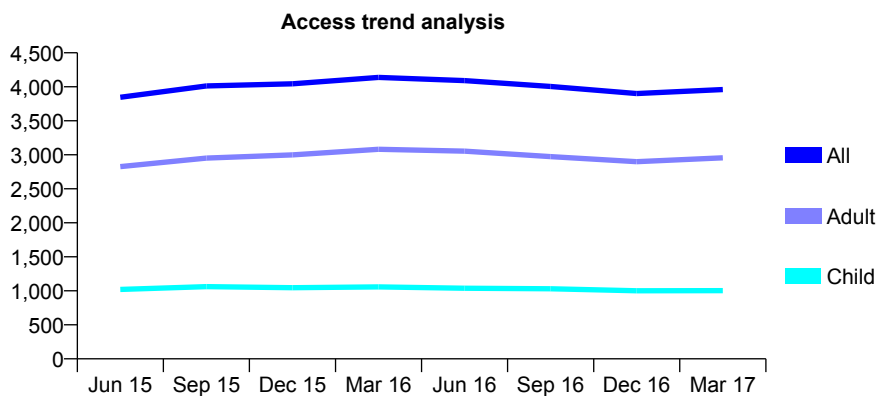
Q44 - Vital Signs At a Glance Contract Report for 109363/0001 - March 2017

Name or company name	Dane Bank House Dental Practice
Contract type name	GDS Contract
Purpose of contract	General
Contract start date	01/04/2014
Contract end date	

16/17 Contracted general activity (UDA)	13,460
Carry forward general activity (UDA)	0
16/17 Contracted orthodontic activity (UOA)	0
Carry forward orthodontic activity (UOA)	0
Baseline contract value	£316,867.63

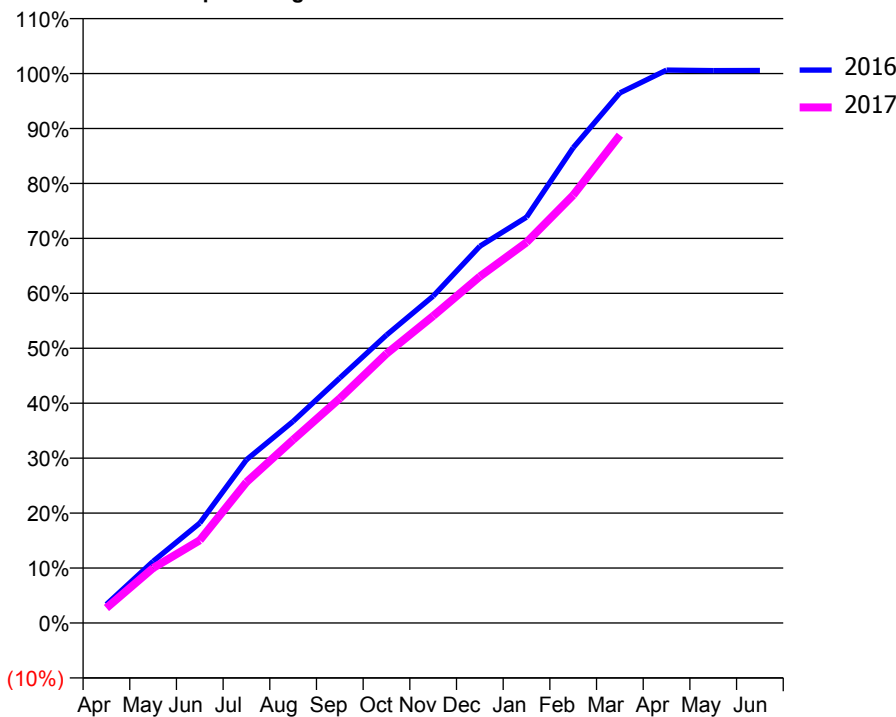
ACCESS*

Patients seen in 24 months	Total	Change since previous quarter
Quarter ending March 2016	4,139	
Quarter ending June 2016	4,092	↓
Quarter ending September 2016	4,005	↓
Quarter ending December 2016	3,900	↓
Quarter ending March 2017	3,959	→
Variance since March 2016	(4.3%)	↓



ACTIVITY

Cumulative percentage of contracted UDA delivered 2016 & 2017



Month	Adjusted Scheduled Activity (UDA)	
	2016	2017
April	455	369
May	1,511	1,349
June	2,447	2,028
July	4,000	3,452
August	4,939	4,490
September	6,003	5,501
October	7,054	6,596
November	8,007	7,521
December	9,229	8,487
January	9,941	9,325
February	11,643	10,480
March	12,986	11,950
April	13,542	
May	13,532	
June	13,535	

QUALITY

	Quantity	Base Number	Contract	AT	Region	England
% of FP17s for the same patient ID Re-attending within 3 months - Children	92	1,667	5.5%	12.5%	13.3%	12.3%
% of FP17s for the same patient ID Re-attending within 3 months - Adults	426	4,270	10.0%	18.0%	17.3%	16.7%
% of FP17s for the same patient ID Re-attending between 3 & 9 months - Children	1,254	1,667	75.2%	57.1%	58.9%	57.6%
% of FP17s for the same patient ID Re-attending between 3 & 9 months - Adults	3,016	4,270	70.6%	50.6%	52.2%	50.1%
% of FP17s for Band 1 Urgent Courses	200	5,693	3.5%	9.8%	9.2%	9.1%
% of FP17s Relating to Free Repair or Replacements	118	5,693	2.1%	1.0%	1.0%	0.8%
% of FP17s Relating to Continuations	40	5,693	0.7%	1.6%	1.4%	1.2%
% of Patients satisfied with the dentistry they have received	8	9	N/A	93.7%	93.1%	92.8%
% of Patients satisfied with the time they had to wait for an appointment	9	9	N/A	93.0%	89.5%	88.7%

* This is based on patients treated on this contract for their most recent course of treatment. Figures in italics indicate the base number of FP17s or Patient Questionnaire responses are less than 100. N/A is shown where the base number of responses is less than 10 during the period. % is calculated as Quantity/Base number*100

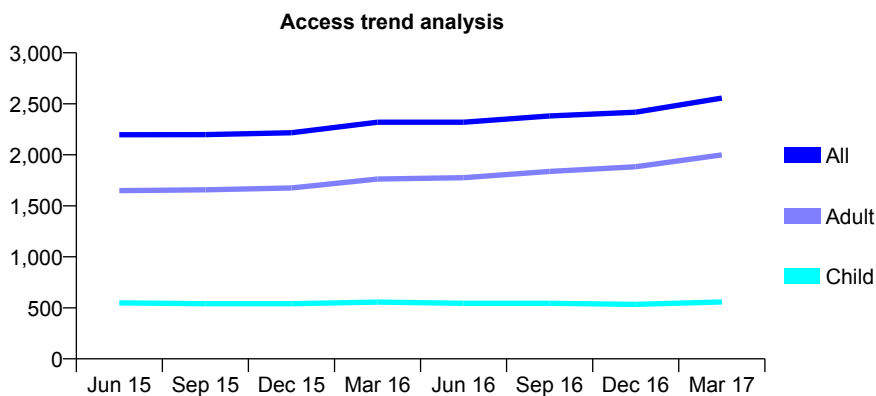
Q44 - Vital Signs At a Glance Contract Report for 109479/0001 - March 2017

Name or company name	Dental Care Neston
Contract type name	GDS Contract
Purpose of contract	General
Contract start date	16/05/2013
Contract end date	

16/17 Contracted general activity (UDA)	7,195
Carry forward general activity (UDA)	242
16/17 Contracted orthodontic activity (UOA)	0
Carry forward orthodontic activity (UOA)	0
Baseline contract value	£203,300.54

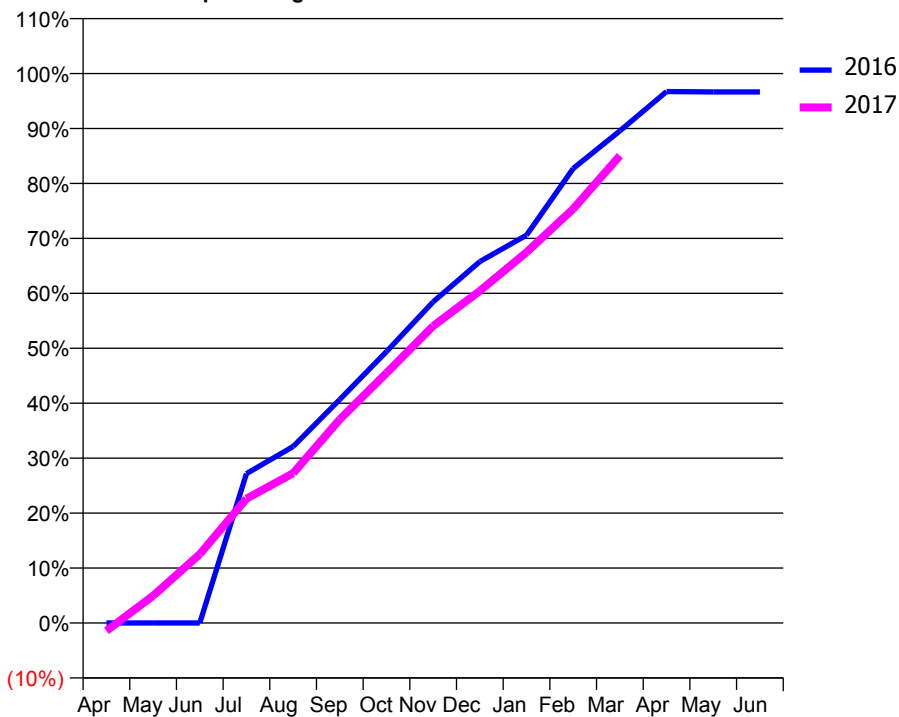
ACCESS*

Patients seen in 24 months	Total	Change since previous quarter
Quarter ending March 2016	2,319	
Quarter ending June 2016	2,320	→
Quarter ending September 2016	2,381	↑
Quarter ending December 2016	2,417	→
Quarter ending March 2017	2,556	↑
Variance since March 2016	10.2%	↑



ACTIVITY

Cumulative percentage of contracted UDA delivered 2016 & 2017



Month	Adjusted Scheduled Activity (UDA)	
	2016	2017
April	0	-104
May	0	357
June	0	902
July	1,956	1,629
August	2,310	1,961
September	2,927	2,667
October	3,554	3,272
November	4,205	3,889
December	4,733	4,348
January	5,077	4,855
February	5,952	5,423
March	6,444	6,119
April	6,958	
May	6,953	
June	6,953	

QUALITY

	Quantity	Base Number	Contract	AT	Region	England
% of FP17s for the same patient ID Re-attending within 3 months - Children	73	935	7.8%	12.5%	13.3%	12.3%
% of FP17s for the same patient ID Re-attending within 3 months - Adults	495	3,353	14.8%	18.0%	17.3%	16.7%
% of FP17s for the same patient ID Re-attending between 3 & 9 months - Children	668	935	71.4%	57.1%	58.9%	57.6%
% of FP17s for the same patient ID Re-attending between 3 & 9 months - Adults	2,134	3,353	63.6%	50.6%	52.2%	50.1%
% of FP17s for Band 1 Urgent Courses	254	3,265	7.8%	9.8%	9.2%	9.1%
% of FP17s Relating to Free Repair or Replacements	9	3,265	0.3%	1.0%	1.0%	0.8%
% of FP17s Relating to Continuations	18	3,265	0.6%	1.6%	1.4%	1.2%
% of Patients satisfied with the dentistry they have received	7	8	N/A	93.7%	93.1%	92.8%
% of Patients satisfied with the time they had to wait for an appointment	7	8	N/A	93.0%	89.5%	88.7%

* This is based on patients treated on this contract for their most recent course of treatment. Figures in italics indicate the base number of FP17s or Patient Questionnaire responses are less than 100. N/A is shown where the base number of responses is less than 10 during the period. % is calculated as Quantity/Base number*100

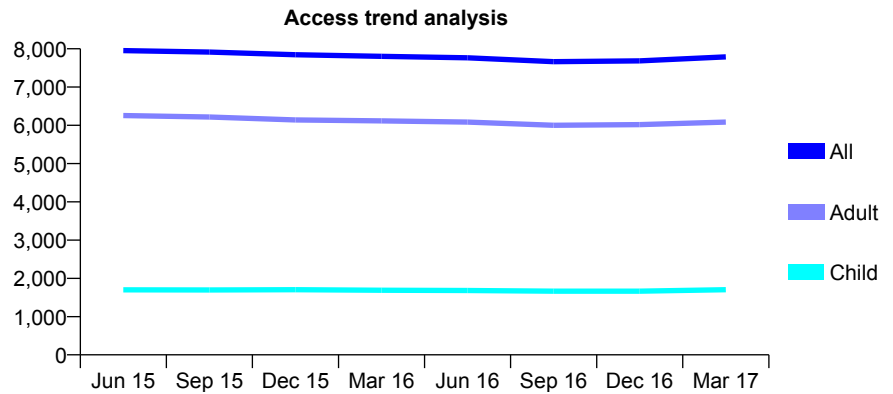
Q44 - Vital Signs At a Glance Contract Report for 109886/0001 - March 2017

Name or company name	Eastham Dental Practice
Contract type name	GDS Contract
Purpose of contract	General
Contract start date	01/04/2006
Contract end date	

16/17 Contracted general activity (UDA)	22,917
Carry forward general activity (UDA)	47
16/17 Contracted orthodontic activity (UOA)	0
Carry forward orthodontic activity (UOA)	0
Baseline contract value	£666,932.86

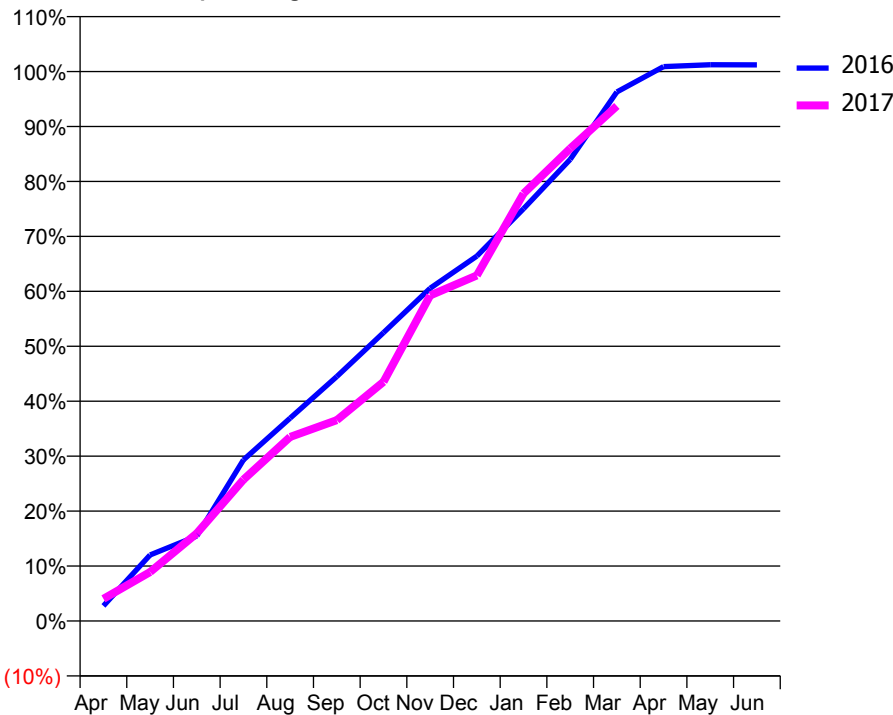
ACCESS*

Patients seen in 24 months	Total	Change since previous quarter
Quarter ending March 2016	7,804	
Quarter ending June 2016	7,766	→
Quarter ending September 2016	7,663	↓
Quarter ending December 2016	7,683	→
Quarter ending March 2017	7,788	→
Variance since March 2016	(0.2%)	→



ACTIVITY

Cumulative percentage of contracted UDA delivered 2016 & 2017



Month	Adjusted Scheduled Activity (UDA)	
	2016	2017
April	633	928
May	2,758	2,043
June	3,546	3,655
July	6,722	5,899
August	8,460	7,678
September	10,198	8,377
October	12,027	9,976
November	13,879	13,580
December	15,220	14,412
January	17,191	17,828
February	19,251	19,706
March	22,062	21,479
April	23,121	
May	23,196	
June	23,193	

QUALITY

	Quantity	Base Number	Contract	AT	Region	England
% of FP17s for the same patient ID Re-attending within 3 months - Children	172	2,454	7.0%	12.5%	13.3%	12.3%
% of FP17s for the same patient ID Re-attending within 3 months - Adults	1,296	8,684	14.9%	18.0%	17.3%	16.7%
% of FP17s for the same patient ID Re-attending between 3 & 9 months - Children	1,467	2,454	59.8%	57.1%	58.9%	57.6%
% of FP17s for the same patient ID Re-attending between 3 & 9 months - Adults	5,218	8,684	60.1%	50.6%	52.2%	50.1%
% of FP17s for Band 1 Urgent Courses	1,144	10,041	11.4%	9.8%	9.2%	9.1%
% of FP17s Relating to Free Repair or Replacements	97	10,041	1.0%	1.0%	1.0%	0.8%
% of FP17s Relating to Continuations	168	10,041	1.7%	1.6%	1.4%	1.2%
% of Patients satisfied with the dentistry they have received	15	16	93.8%	93.7%	93.1%	92.8%
% of Patients satisfied with the time they had to wait for an appointment	15	16	93.8%	93.0%	89.5%	88.7%

* This is based on patients treated on this contract for their most recent course of treatment. Figures in italics indicate the base number of FP17s or Patient Questionnaire responses are less than 100. N/A is shown where the base number of responses is less than 10 during the period. % is calculated as Quantity/Base number*100

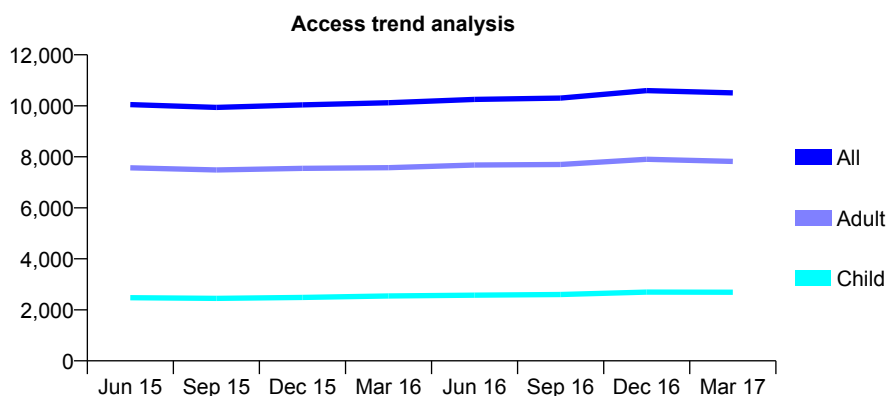
Q44 - Vital Signs At a Glance Contract Report for 111236/0001 - March 2017

Name or company name	Padgate (No 1) Limited
Contract type name	GDS Contract
Purpose of contract	General
Contract start date	01/11/2007
Contract end date	

16/17 Contracted general activity (UDA)	28,655
Carry forward general activity (UDA)	0
16/17 Contracted orthodontic activity (UOA)	0
Carry forward orthodontic activity (UOA)	0
Baseline contract value	£800,929.43

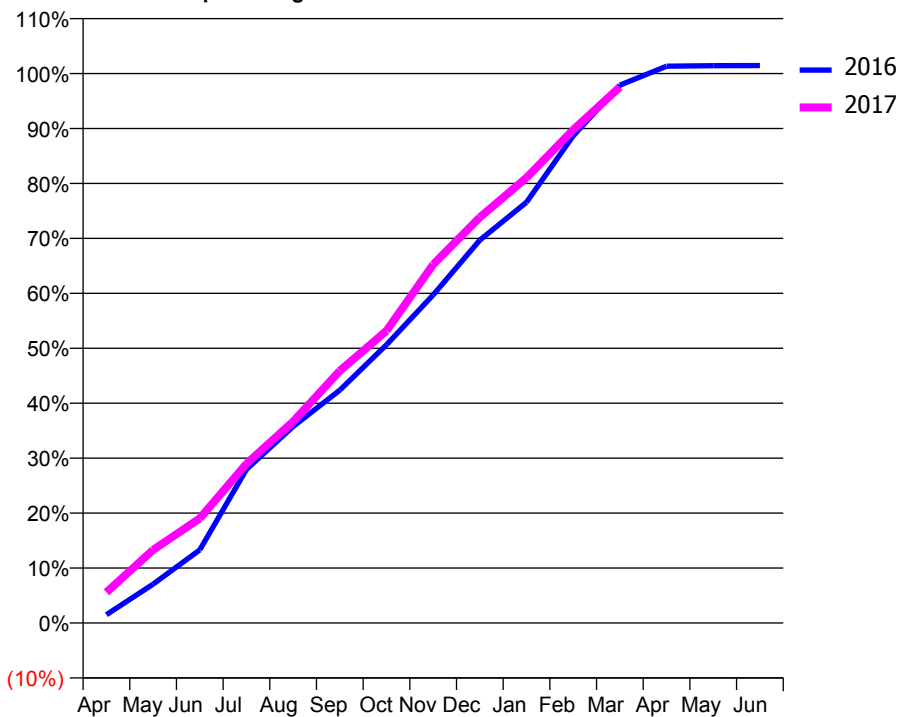
ACCESS*

Patients seen in 24 months	Total	Change since previous quarter
Quarter ending March 2016	10,118	
Quarter ending June 2016	10,249	→
Quarter ending September 2016	10,302	→
Quarter ending December 2016	10,597	↑
Quarter ending March 2017	10,508	→
Variance since March 2016	3.9%	↑



ACTIVITY

Cumulative percentage of contracted UDA delivered 2016 & 2017



Month	Adjusted Scheduled Activity (UDA)	
	2016	2017
April	432	1,602
May	2,025	3,816
June	3,816	5,455
July	8,011	8,305
August	10,249	10,505
September	12,144	13,151
October	14,507	15,237
November	17,112	18,694
December	19,965	21,157
January	21,945	23,225
February	25,407	25,719
March	28,045	27,953
April	29,033	
May	29,062	
June	29,067	

QUALITY

	Quantity	Base Number	Contract	AT	Region	England
% of FP17s for the same patient ID Re-attending within 3 months - Children	210	3,419	6.1%	12.5%	13.3%	12.3%
% of FP17s for the same patient ID Re-attending within 3 months - Adults	1,277	9,474	13.5%	18.0%	17.3%	16.7%
% of FP17s for the same patient ID Re-attending between 3 & 9 months - Children	1,715	3,419	50.2%	57.1%	58.9%	57.6%
% of FP17s for the same patient ID Re-attending between 3 & 9 months - Adults	4,471	9,474	47.2%	50.6%	52.2%	50.1%
% of FP17s for Band 1 Urgent Courses	747	12,458	6.0%	9.8%	9.2%	9.1%
% of FP17s Relating to Free Repair or Replacements	159	12,458	1.3%	1.0%	1.0%	0.8%
% of FP17s Relating to Continuations	279	12,458	2.2%	1.6%	1.4%	1.2%
% of Patients satisfied with the dentistry they have received	11	11	100.0%	93.7%	93.1%	92.8%
% of Patients satisfied with the time they had to wait for an appointment	9	11	81.8%	93.0%	89.5%	88.7%

* This is based on patients treated on this contract for their most recent course of treatment. Figures in italics indicate the base number of FP17s or Patient Questionnaire responses are less than 100. N/A is shown where the base number of responses is less than 10 during the period. % is calculated as Quantity/Base number*100

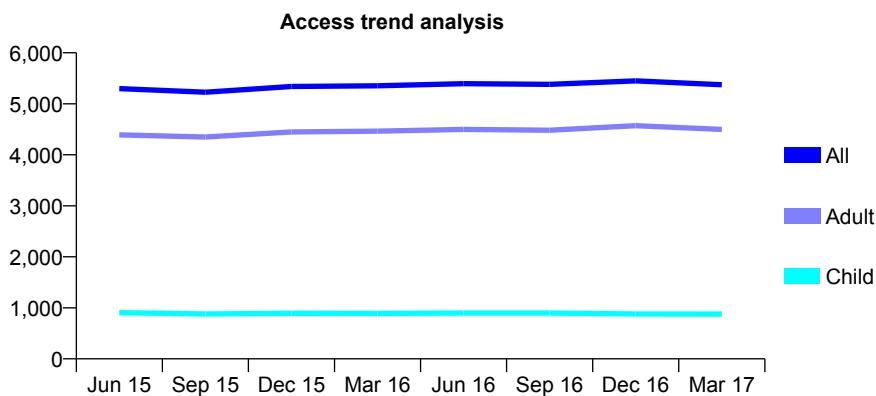
Q44 - Vital Signs At a Glance Contract Report for 114162/0001 - March 2017

Name or company name	Bankhouse Dental Practice
Contract type name	GDS Contract
Purpose of contract	General
Contract start date	01/04/2009
Contract end date	

16/17 Contracted general activity (UDA)	13,669
Carry forward general activity (UDA)	0
16/17 Contracted orthodontic activity (UOA)	0
Carry forward orthodontic activity (UOA)	0
Baseline contract value	£321,476.09

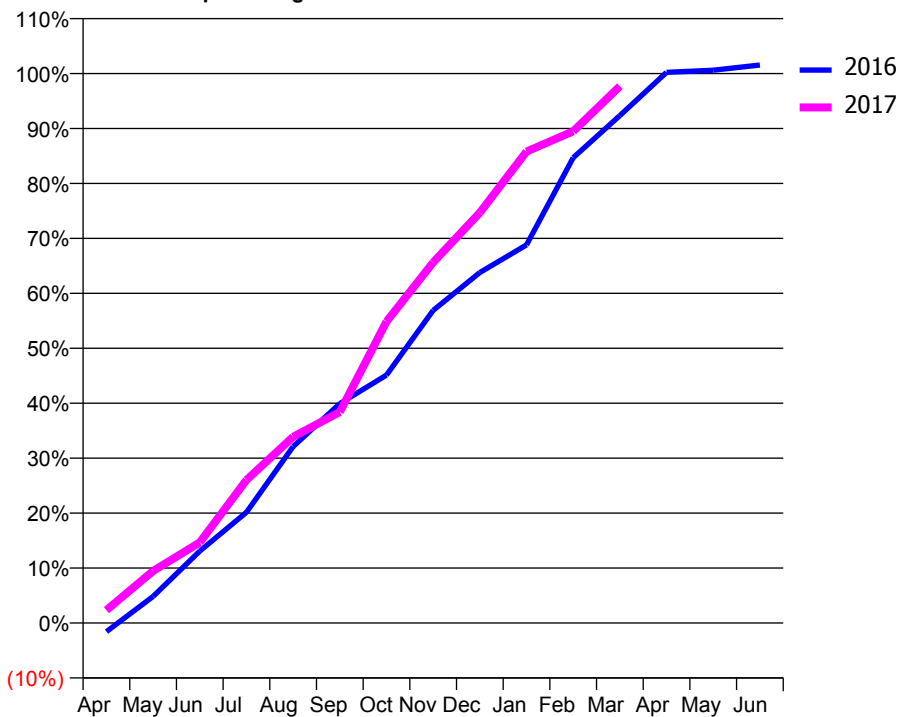
ACCESS*

Patients seen in 24 months	Total	Change since previous quarter
Quarter ending March 2016	5,354	
Quarter ending June 2016	5,394	→
Quarter ending September 2016	5,382	→
Quarter ending December 2016	5,450	→
Quarter ending March 2017	5,375	↓
Variance since March 2016	0.4%	→



ACTIVITY

Cumulative percentage of contracted UDA delivered 2016 & 2017



Month	Adjusted Scheduled Activity (UDA)	
	2016	2017
April	-218	320
May	662	1,294
June	1,790	2,004
July	2,756	3,556
August	4,389	4,634
September	5,459	5,251
October	6,167	7,499
November	7,777	8,972
December	8,719	10,208
January	9,406	11,727
February	11,575	12,230
March	12,623	13,354
April	13,696	
May	13,751	
June	13,881	

QUALITY

	Quantity	Base Number	Contract	AT	Region	England
% of FP17s for the same patient ID Re-attending within 3 months - Children	75	1,128	6.6%	12.5%	13.3%	12.3%
% of FP17s for the same patient ID Re-attending within 3 months - Adults	800	5,450	14.7%	18.0%	17.3%	16.7%
% of FP17s for the same patient ID Re-attending between 3 & 9 months - Children	563	1,128	49.9%	57.1%	58.9%	57.6%
% of FP17s for the same patient ID Re-attending between 3 & 9 months - Adults	2,469	5,450	45.3%	50.6%	52.2%	50.1%
% of FP17s for Band 1 Urgent Courses	527	5,211	10.1%	9.8%	9.2%	9.1%
% of FP17s Relating to Free Repair or Replacements	19	5,211	0.4%	1.0%	1.0%	0.8%
% of FP17s Relating to Continuations	117	5,211	2.2%	1.6%	1.4%	1.2%
% of Patients satisfied with the dentistry they have received	19	20	95.0%	93.7%	93.1%	92.8%
% of Patients satisfied with the time they had to wait for an appointment	19	20	95.0%	93.0%	89.5%	88.7%

* This is based on patients treated on this contract for their most recent course of treatment. Figures in italics indicate the base number of FP17s or Patient Questionnaire responses are less than 100. N/A is shown where the base number of responses is less than 10 during the period. % is calculated as Quantity/Base number*100

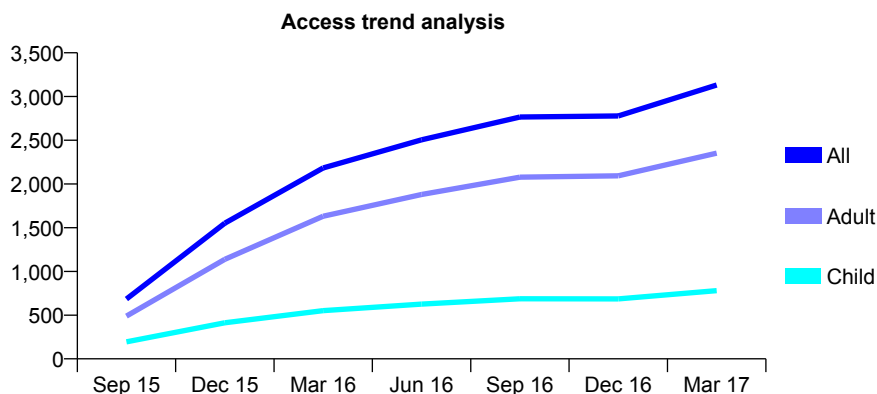
Q44 - Vital Signs At a Glance Contract Report for 115819/0001 - March 2017

Name or company name	Cotswold Dental Practice
Contract type name	GDS Contract
Purpose of contract	General
Contract start date	01/07/2015
Contract end date	

16/17 Contracted general activity (UDA)	9,974
Carry forward general activity (UDA)	113
16/17 Contracted orthodontic activity (UOA)	0
Carry forward orthodontic activity (UOA)	0
Baseline contract value	£300,206.15

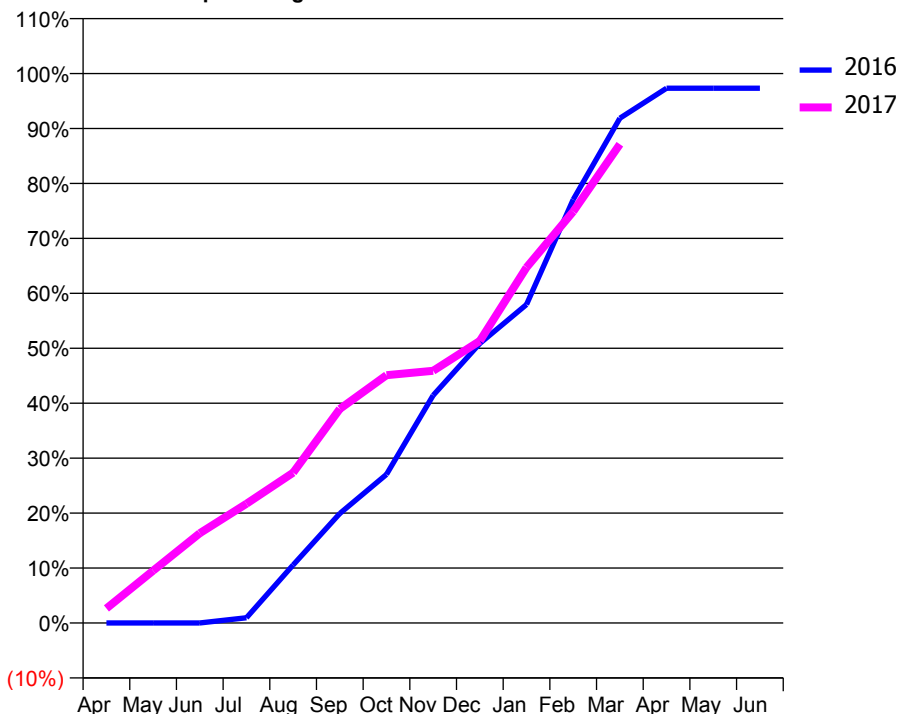
ACCESS*

Patients seen in 24 months	Total	Change since previous quarter
Quarter ending March 2016	2,183	
Quarter ending June 2016	2,505	↑
Quarter ending September 2016	2,765	↑
Quarter ending December 2016	2,778	→
Quarter ending March 2017	3,132	↑
Variance since March 2016	43.5%	↑



ACTIVITY

Cumulative percentage of contracted UDA delivered 2016 & 2017



Adjusted Scheduled Activity (UDA)

Month	2016	2017
April	0	266
May	0	951
June	0	1,630
July	74	2,166
August	821	2,728
September	1,550	3,885
October	2,102	4,498
November	3,221	4,579
December	3,954	5,120
January	4,506	6,453
February	5,990	7,469
March	7,141	8,689
April	7,566	
May	7,566	
June	7,566	

QUALITY

	Quantity	Base Number	Contract	AT	Region	England
% of FP17s for the same patient ID Re-attending within 3 months - Children	85	982	8.7%	12.5%	13.3%	12.3%
% of FP17s for the same patient ID Re-attending within 3 months - Adults	481	2,795	17.2%	18.0%	17.3%	16.7%
% of FP17s for the same patient ID Re-attending between 3 & 9 months - Children	453	982	46.1%	57.1%	58.9%	57.6%
% of FP17s for the same patient ID Re-attending between 3 & 9 months - Adults	970	2,795	34.7%	50.6%	52.2%	50.1%
% of FP17s for Band 1 Urgent Courses	321	3,616	8.9%	9.8%	9.2%	9.1%
% of FP17s Relating to Free Repair or Replacements	69	3,616	1.9%	1.0%	1.0%	0.8%
% of FP17s Relating to Continuations	101	3,616	2.8%	1.6%	1.4%	1.2%
% of Patients satisfied with the dentistry they have received	4	4	N/A	93.7%	93.1%	92.8%
% of Patients satisfied with the time they had to wait for an appointment	3	4	N/A	93.0%	89.5%	88.7%

* This is based on patients treated on this contract for their most recent course of treatment. Figures in italics indicate the base number of FP17s or Patient Questionnaire responses are less than 100. N/A is shown where the base number of responses is less than 10 during the period. % is calculated as Quantity/Base number*100

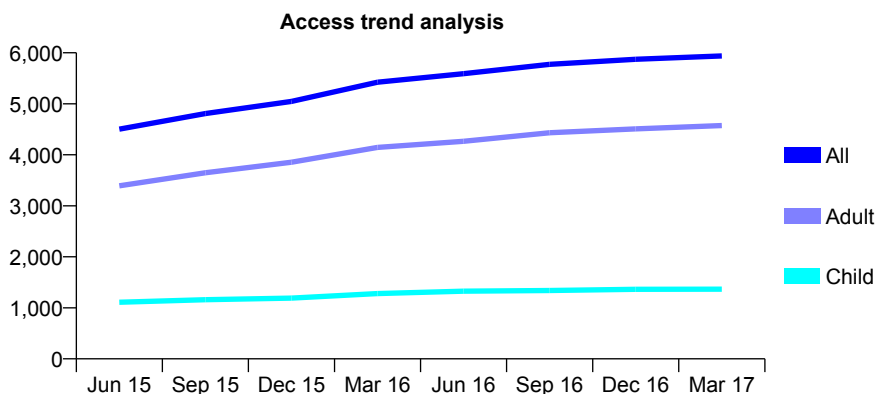
Q44 - Vital Signs At a Glance Contract Report for 116203/0001 - March 2017

Name or company name	Paddock Dental Practice
Contract type name	GDS Contract
Purpose of contract	General
Contract start date	01/04/2014
Contract end date	

16/17 Contracted general activity (UDA)	16,250
Carry forward general activity (UDA)	479
16/17 Contracted orthodontic activity (UOA)	0
Carry forward orthodontic activity (UOA)	0
Baseline contract value	£445,379.93

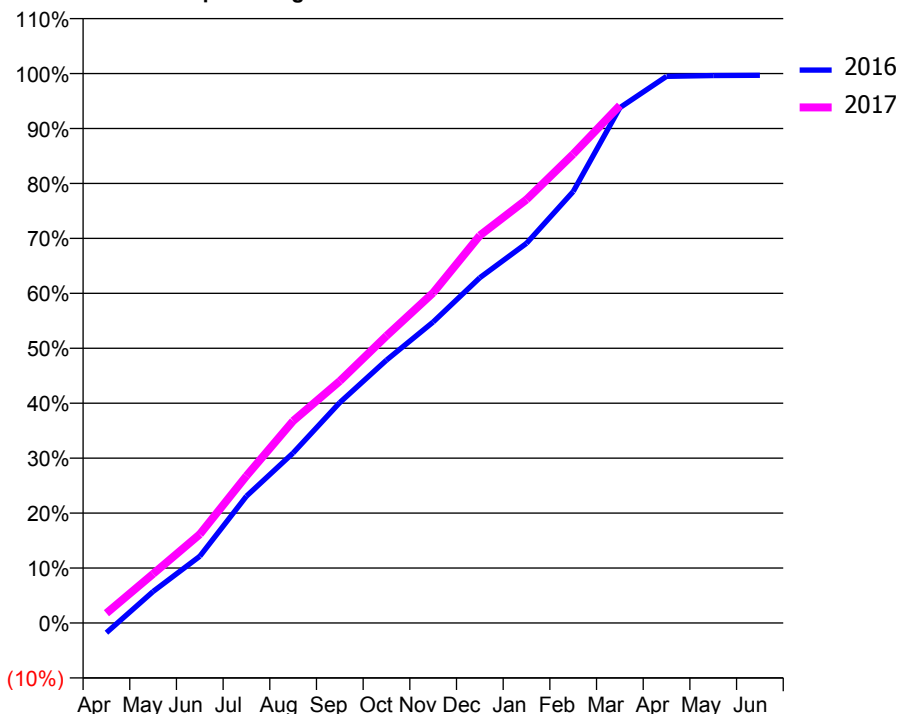
ACCESS*

Patients seen in 24 months	Total	Change since previous quarter
Quarter ending March 2016	5,424	
Quarter ending June 2016	5,592	↑
Quarter ending September 2016	5,773	↑
Quarter ending December 2016	5,872	→
Quarter ending March 2017	5,938	→
Variance since March 2016	9.5%	↑



ACTIVITY

Cumulative percentage of contracted UDA delivered 2016 & 2017



Month	Adjusted Scheduled Activity (UDA)	
	2016	2017
April	-291	289
May	931	1,454
June	1,972	2,623
July	3,753	4,350
August	5,030	5,975
September	6,521	7,154
October	7,776	8,491
November	8,903	9,766
December	10,212	11,462
January	11,228	12,523
February	12,759	13,867
March	15,239	15,305
April	16,166	
May	16,188	
June	16,197	

QUALITY

	Quantity	Base Number	Contract	AT	Region	England
% of FP17s for the same patient ID Re-attending within 3 months - Children	152	2,073	7.3%	12.5%	13.3%	12.3%
% of FP17s for the same patient ID Re-attending within 3 months - Adults	1,071	6,643	16.1%	18.0%	17.3%	16.7%
% of FP17s for the same patient ID Re-attending between 3 & 9 months - Children	1,341	2,073	64.7%	57.1%	58.9%	57.6%
% of FP17s for the same patient ID Re-attending between 3 & 9 months - Adults	3,250	6,643	48.9%	50.6%	52.2%	50.1%
% of FP17s for Band 1 Urgent Courses	1,259	8,292	15.2%	9.8%	9.2%	9.1%
% of FP17s Relating to Free Repair or Replacements	114	8,292	1.4%	1.0%	1.0%	0.8%
% of FP17s Relating to Continuations	118	8,292	1.4%	1.6%	1.4%	1.2%
% of Patients satisfied with the dentistry they have received	12	12	100.0%	93.7%	93.1%	92.8%
% of Patients satisfied with the time they had to wait for an appointment	11	12	91.7%	93.0%	89.5%	88.7%

* This is based on patients treated on this contract for their most recent course of treatment. Figures in italics indicate the base number of FP17s or Patient Questionnaire responses are less than 100. N/A is shown where the base number of responses is less than 10 during the period. % is calculated as Quantity/Base number*100

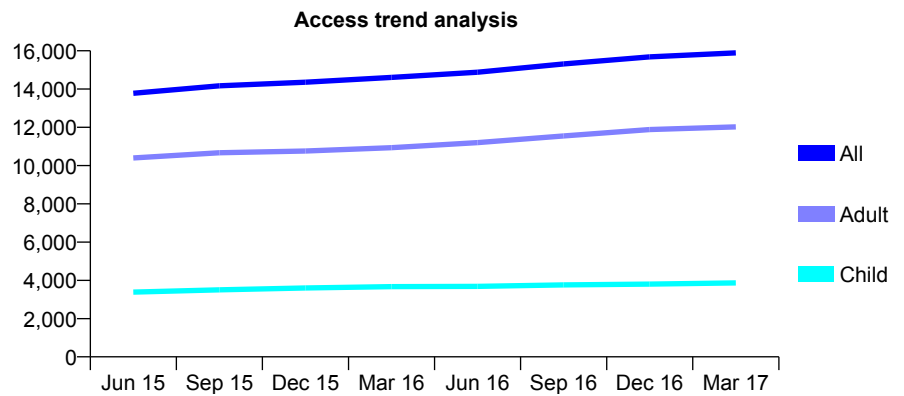
Q44 - Vital Signs At a Glance Contract Report for 116777/0001 - March 2017

Name or company name	Alchemy Dental Practice
Contract type name	GDS Contract
Purpose of contract	General
Contract start date	01/07/2008
Contract end date	

16/17 Contracted general activity (UDA)	36,546
Carry forward general activity (UDA)	210
16/17 Contracted orthodontic activity (UOA)	0
Carry forward orthodontic activity (UOA)	0
Baseline contract value	£918,697.09

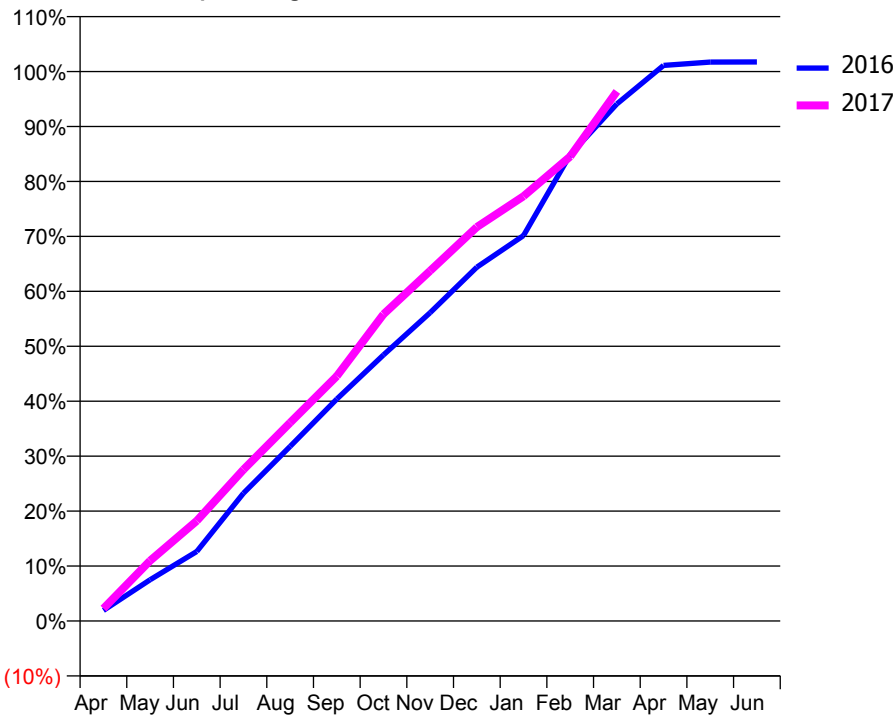
ACCESS*

Patients seen in 24 months	Total	Change since previous quarter
Quarter ending March 2016	14,606	
Quarter ending June 2016	14,884	→
Quarter ending September 2016	15,313	↑
Quarter ending December 2016	15,681	↑
Quarter ending March 2017	15,893	→
Variance since March 2016	8.8%	↑



ACTIVITY

Cumulative percentage of contracted UDA delivered 2016 & 2017



Month	Adjusted Scheduled Activity (UDA)	
	2016	2017
April	705	832
May	2,749	4,013
June	4,621	6,669
July	8,497	10,074
August	11,611	13,193
September	14,759	16,290
October	17,694	20,404
November	20,513	23,295
December	23,529	26,206
January	25,636	28,253
February	31,015	30,895
March	34,390	35,226
April	36,950	
May	37,176	
June	37,179	

QUALITY

	Quantity	Base Number	Contract	AT	Region	England
% of FP17s for the same patient ID Re-attending within 3 months - Children	390	4,873	8.0%	12.5%	13.3%	12.3%
% of FP17s for the same patient ID Re-attending within 3 months - Adults	2,542	14,376	17.7%	18.0%	17.3%	16.7%
% of FP17s for the same patient ID Re-attending between 3 & 9 months - Children	2,445	4,873	50.2%	57.1%	58.9%	57.6%
% of FP17s for the same patient ID Re-attending between 3 & 9 months - Adults	5,397	14,376	37.5%	50.6%	52.2%	50.1%
% of FP17s for Band 1 Urgent Courses	2,990	16,480	18.1%	9.8%	9.2%	9.1%
% of FP17s Relating to Free Repair or Replacements	94	16,480	0.6%	1.0%	1.0%	0.8%
% of FP17s Relating to Continuations	176	16,480	1.1%	1.6%	1.4%	1.2%
% of Patients satisfied with the dentistry they have received	64	68	94.1%	93.7%	93.1%	92.8%
% of Patients satisfied with the time they had to wait for an appointment	64	68	94.1%	93.0%	89.5%	88.7%

* This is based on patients treated on this contract for their most recent course of treatment. Figures in italics indicate the base number of FP17s or Patient Questionnaire responses are less than 100. N/A is shown where the base number of responses is less than 10 during the period. % is calculated as Quantity/Base number*100

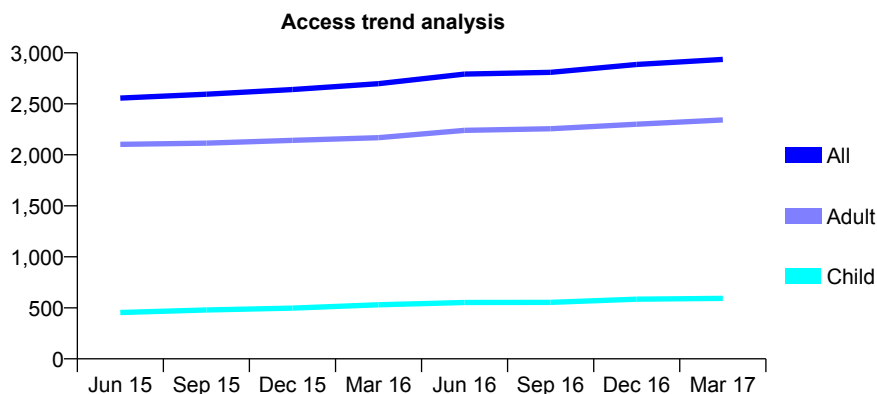
Q44 - Vital Signs At a Glance Contract Report for 120650/0001 - March 2017

Name or company name	Silk Dental Care Ltd
Contract type name	GDS Contract
Purpose of contract	General
Contract start date	01/04/2011
Contract end date	

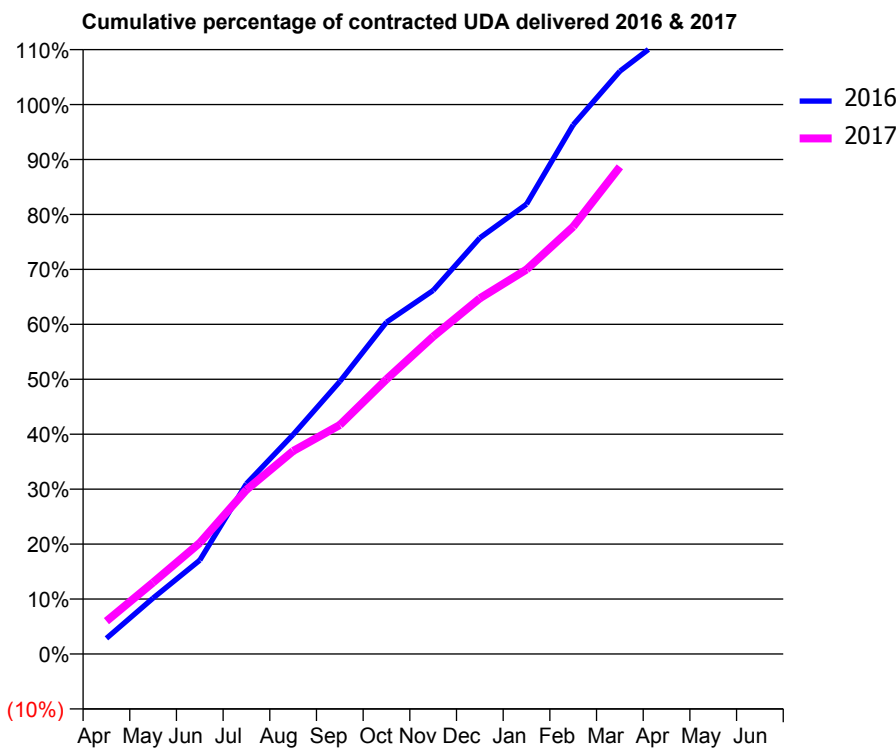
16/17 Contracted general activity (UDA)	10,173
Carry forward general activity (UDA)	0
16/17 Contracted orthodontic activity (UOA)	0
Carry forward orthodontic activity (UOA)	0
Baseline contract value	£213,558.87

ACCESS*

Patients seen in 24 months	Total	Change since previous quarter
Quarter ending March 2016	2,698	
Quarter ending June 2016	2,792	↑
Quarter ending September 2016	2,808	→
Quarter ending December 2016	2,885	↑
Quarter ending March 2017	2,935	→
Variance since March 2016	8.8%	↑



ACTIVITY



Adjusted Scheduled Activity (UDA)		
Month	2016	2017
April	234	607
May	832	1,325
June	1,396	2,057
July	2,533	3,040
August	3,263	3,759
September	4,053	4,239
October	4,936	5,087
November	5,408	5,876
December	6,188	6,585
January	6,691	7,120
February	7,872	7,911
March	8,669	9,019
April	9,195	
May	9,199	
June	9,201	

QUALITY

	Quantity	Base Number	Contract	AT	Region	England
% of FP17s for the same patient ID Re-attending within 3 months - Children	54	923	5.9%	12.5%	13.3%	12.3%
% of FP17s for the same patient ID Re-attending within 3 months - Adults	407	3,279	12.4%	18.0%	17.3%	16.7%
% of FP17s for the same patient ID Re-attending between 3 & 9 months - Children	575	923	62.3%	57.1%	58.9%	57.6%
% of FP17s for the same patient ID Re-attending between 3 & 9 months - Adults	1,667	3,279	50.8%	50.6%	52.2%	50.1%
% of FP17s for Band 1 Urgent Courses	251	4,015	6.3%	9.8%	9.2%	9.1%
% of FP17s Relating to Free Repair or Replacements	29	4,015	0.7%	1.0%	1.0%	0.8%
% of FP17s Relating to Continuations	75	4,015	1.9%	1.6%	1.4%	1.2%
% of Patients satisfied with the dentistry they have received	10	11	90.9%	93.7%	93.1%	92.8%
% of Patients satisfied with the time they had to wait for an appointment	11	11	100.0%	93.0%	89.5%	88.7%

* This is based on patients treated on this contract for their most recent course of treatment. Figures in italics indicate the base number of FP17s or Patient Questionnaire responses are less than 100. N/A is shown where the base number of responses is less than 10 during the period. % is calculated as Quantity/Base number*100

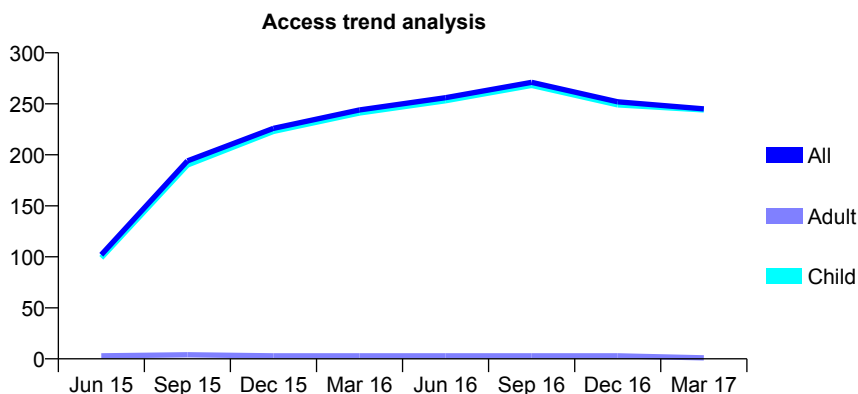
Q44 - Vital Signs At a Glance Contract Report for 127213/0001 - March 2017

Name or company name	Wirral Community NHS Trust
Contract type name	PDS Contract
Purpose of contract	General
Contract start date	01/04/2015
Contract end date	31/03/2018

16/17 Contracted general activity (UDA)	4,000
Carry forward general activity (UDA)	0
16/17 Contracted orthodontic activity (UOA)	0
Carry forward orthodontic activity (UOA)	0
Baseline contract value	£792,923.68

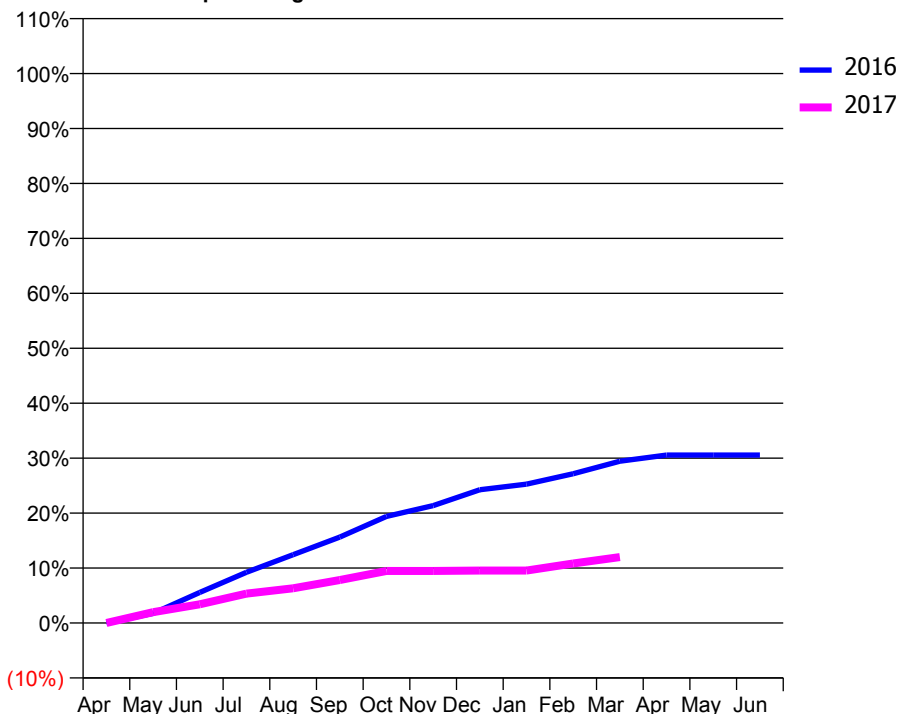
ACCESS*

Patients seen in 24 months	Total	Change since previous quarter
Quarter ending March 2016	244	
Quarter ending June 2016	256	↑
Quarter ending September 2016	271	↑
Quarter ending December 2016	252	↓
Quarter ending March 2017	245	↓
Variance since March 2016	0.4%	→



ACTIVITY

Cumulative percentage of contracted UDA delivered 2016 & 2017



Month	Adjusted Scheduled Activity (UDA)	
	2016	2017
April	0	0
May	70	79
June	223	136
July	369	214
August	497	253
September	625	313
October	776	379
November	855	379
December	971	382
January	1,011	382
February	1,087	433
March	1,178	480
April	1,223	
May	1,223	
June	1,223	

QUALITY

	Quantity	Base Number	Contract	AT	Region	England
% of FP17s for the same patient ID Re-attending within 3 months - Children	0	178	0.0%	12.5%	13.3%	12.3%
% of FP17s for the same patient ID Re-attending within 3 months - Adults	0	1	0.0%	18.0%	17.3%	16.7%
% of FP17s for the same patient ID Re-attending between 3 & 9 months - Children	0	178	0.0%	57.1%	58.9%	57.6%
% of FP17s for the same patient ID Re-attending between 3 & 9 months - Adults	0	1	0.0%	50.6%	52.2%	50.1%
% of FP17s for Band 1 Urgent Courses	0	164	0.0%	9.8%	9.2%	9.1%
% of FP17s Relating to Free Repair or Replacements	0	164	0.0%	1.0%	1.0%	0.8%
% of FP17s Relating to Continuations	0	164	0.0%	1.6%	1.4%	1.2%
% of Patients satisfied with the dentistry they have received	0	0	N/A	93.7%	93.1%	92.8%
% of Patients satisfied with the time they had to wait for an appointment	0	0	N/A	93.0%	89.5%	88.7%

* This is based on patients treated on this contract for their most recent course of treatment. Figures in italics indicate the base number of FP17s or Patient Questionnaire responses are less than 100. N/A is shown where the base number of responses is less than 10 during the period. % is calculated as Quantity/Base number*100

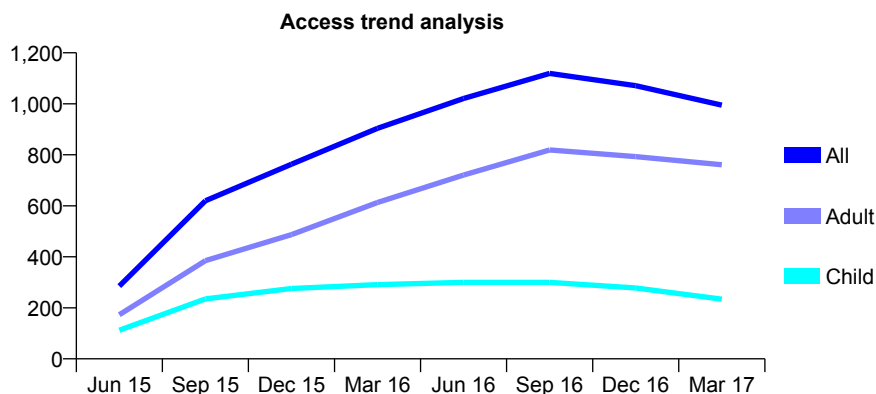
Q44 - Vital Signs At a Glance Contract Report for 127213/0007 - March 2017

Name or company name	Wirral Community NHS Trust
Contract type name	PDS Contract
Purpose of contract	General
Contract start date	01/04/2015
Contract end date	31/03/2018

16/17 Contracted general activity (UDA)	6,500
Carry forward general activity (UDA)	0
16/17 Contracted orthodontic activity (UOA)	0
Carry forward orthodontic activity (UOA)	0
Baseline contract value	£1,272,555.77

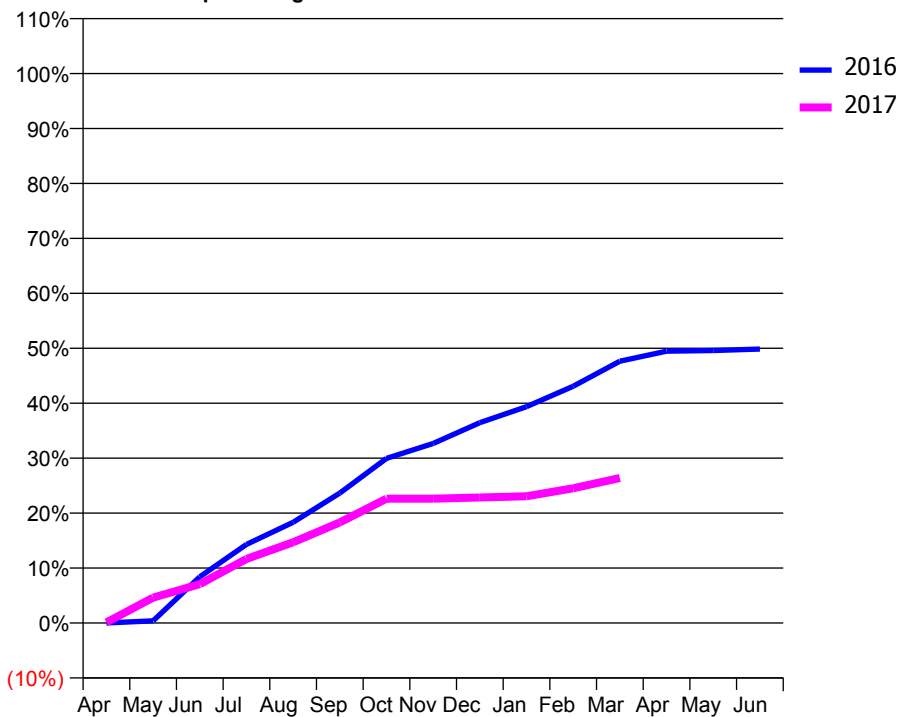
ACCESS*

Patients seen in 24 months	Total	Change since previous quarter
Quarter ending March 2016	904	
Quarter ending June 2016	1,021	↑
Quarter ending September 2016	1,119	↑
Quarter ending December 2016	1,071	↓
Quarter ending March 2017	995	↓
Variance since March 2016	10.1%	↑



ACTIVITY

Cumulative percentage of contracted UDA delivered 2016 & 2017



Adjusted Scheduled Activity (UDA)

Month	2016	2017
April	0	7
May	27	300
June	546	459
July	930	758
August	1,192	956
September	1,537	1,190
October	1,948	1,471
November	2,124	1,471
December	2,370	1,485
January	2,559	1,500
February	2,800	1,594
March	3,097	1,716
April	3,216	
May	3,223	
June	3,240	

QUALITY

	Quantity	Base Number	Contract	AT	Region	England
% of FP17s for the same patient ID Re-attending within 3 months - Children	13	237	5.5%	12.5%	13.3%	12.3%
% of FP17s for the same patient ID Re-attending within 3 months - Adults	28	587	4.8%	18.0%	17.3%	16.7%
% of FP17s for the same patient ID Re-attending between 3 & 9 months - Children	34	237	14.3%	57.1%	58.9%	57.6%
% of FP17s for the same patient ID Re-attending between 3 & 9 months - Adults	147	587	25.0%	50.6%	52.2%	50.1%
% of FP17s for Band 1 Urgent Courses	70	749	9.3%	9.8%	9.2%	9.1%
% of FP17s Relating to Free Repair or Replacements	0	749	0.0%	1.0%	1.0%	0.8%
% of FP17s Relating to Continuations	0	749	0.0%	1.6%	1.4%	1.2%
% of Patients satisfied with the dentistry they have received	2	2	N/A	93.7%	93.1%	92.8%
% of Patients satisfied with the time they had to wait for an appointment	1	2	N/A	93.0%	89.5%	88.7%

* This is based on patients treated on this contract for their most recent course of treatment. Figures in italics indicate the base number of FP17s or Patient Questionnaire responses are less than 100. N/A is shown where the base number of responses is less than 10 during the period. % is calculated as Quantity/Base number*100

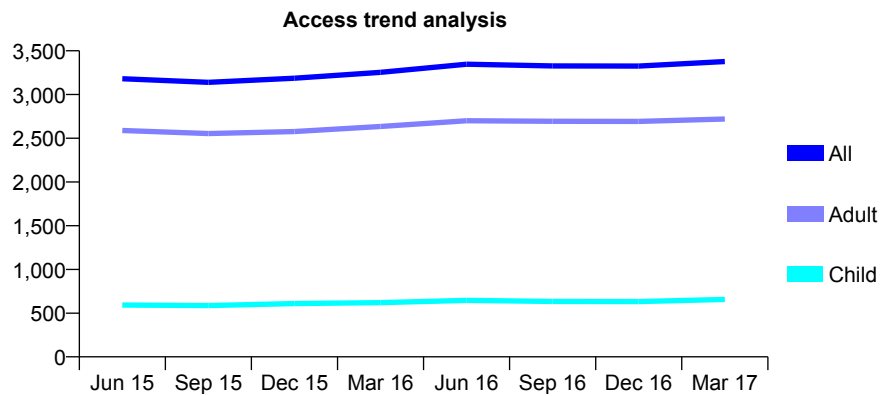
Q44 - Vital Signs At a Glance Contract Report for 128104/0001 - March 2017

Name or company name	FELDENT LIMITED
Contract type name	GDS Contract
Purpose of contract	General
Contract start date	01/10/2011
Contract end date	

16/17 Contracted general activity (UDA)	11,129
Carry forward general activity (UDA)	140
16/17 Contracted orthodontic activity (UOA)	0
Carry forward orthodontic activity (UOA)	0
Baseline contract value	£267,091.41

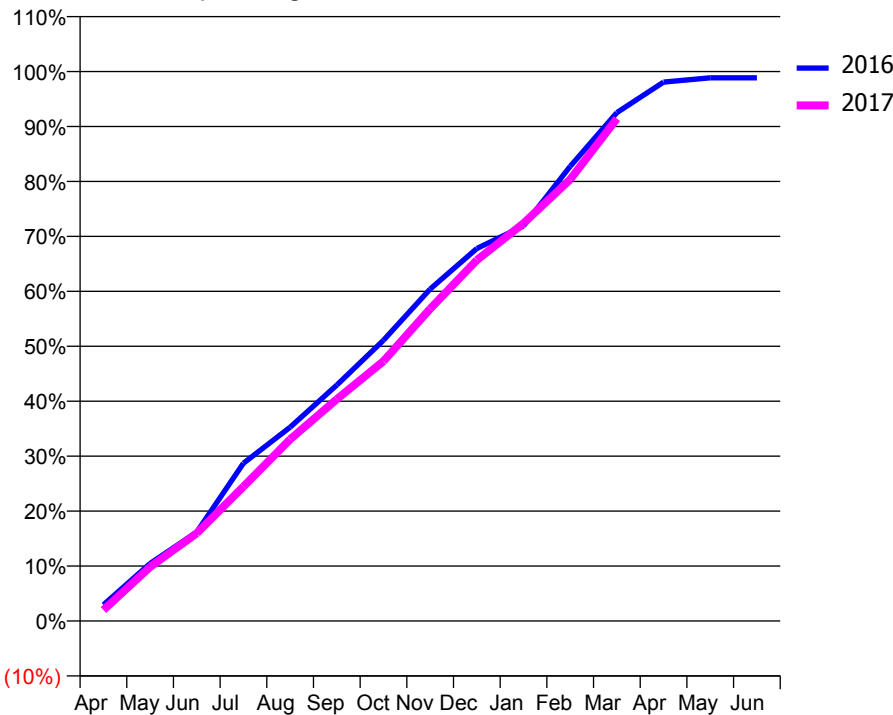
ACCESS*

Patients seen in 24 months	Total	Change since previous quarter
Quarter ending March 2016	3,254	
Quarter ending June 2016	3,346	↑
Quarter ending September 2016	3,327	→
Quarter ending December 2016	3,325	→
Quarter ending March 2017	3,377	→
Variance since March 2016	3.8%	↑



ACTIVITY

Cumulative percentage of contracted UDA delivered 2016 & 2017



Month	Adjusted Scheduled Activity (UDA)	
	2016	2017
April	328	224
May	1,166	1,096
June	1,803	1,779
July	3,196	2,724
August	3,925	3,680
September	4,779	4,491
October	5,687	5,261
November	6,722	6,323
December	7,543	7,310
January	8,000	8,055
February	9,207	8,943
March	10,297	10,175
April	10,914	
May	11,001	
June	11,001	

QUALITY

	Quantity	Base Number	Contract	AT	Region	England
% of FP17s for the same patient ID Re-attending within 3 months - Children	92	1,036	8.9%	12.5%	13.3%	12.3%
% of FP17s for the same patient ID Re-attending within 3 months - Adults	806	4,341	18.6%	18.0%	17.3%	16.7%
% of FP17s for the same patient ID Re-attending between 3 & 9 months - Children	607	1,036	58.6%	57.1%	58.9%	57.6%
% of FP17s for the same patient ID Re-attending between 3 & 9 months - Adults	2,495	4,341	57.5%	50.6%	52.2%	50.1%
% of FP17s for Band 1 Urgent Courses	442	4,327	10.2%	9.8%	9.2%	9.1%
% of FP17s Relating to Free Repair or Replacements	27	4,327	0.6%	1.0%	1.0%	0.8%
% of FP17s Relating to Continuations	125	4,327	2.9%	1.6%	1.4%	1.2%
% of Patients satisfied with the dentistry they have received	11	12	91.7%	93.7%	93.1%	92.8%
% of Patients satisfied with the time they had to wait for an appointment	11	12	91.7%	93.0%	89.5%	88.7%

* This is based on patients treated on this contract for their most recent course of treatment. Figures in italics indicate the base number of FP17s or Patient Questionnaire responses are less than 100. N/A is shown where the base number of responses is less than 10 during the period. % is calculated as Quantity/Base number*100

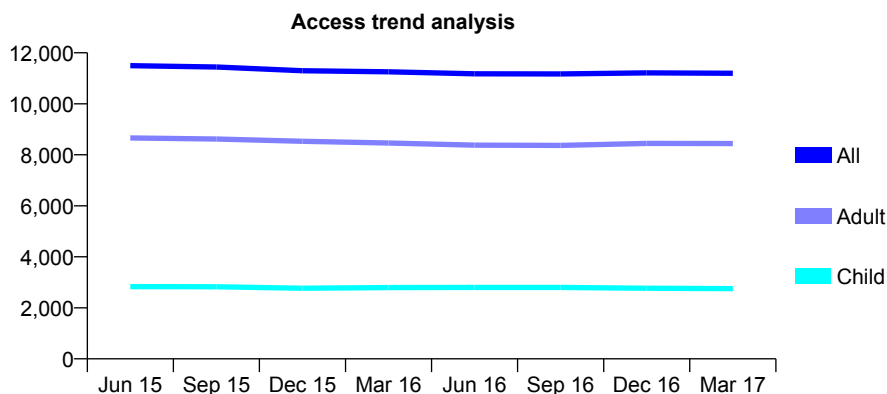
Q44 - Vital Signs At a Glance Contract Report for 133930/0001 - March 2017

Name or company name	Gidman & Waywell
Contract type name	GDS Contract
Purpose of contract	General
Contract start date	01/04/2009
Contract end date	

16/17 Contracted general activity (UDA)	34,947
Carry forward general activity (UDA)	877
16/17 Contracted orthodontic activity (UOA)	0
Carry forward orthodontic activity (UOA)	0
Baseline contract value	£1,013,222.83

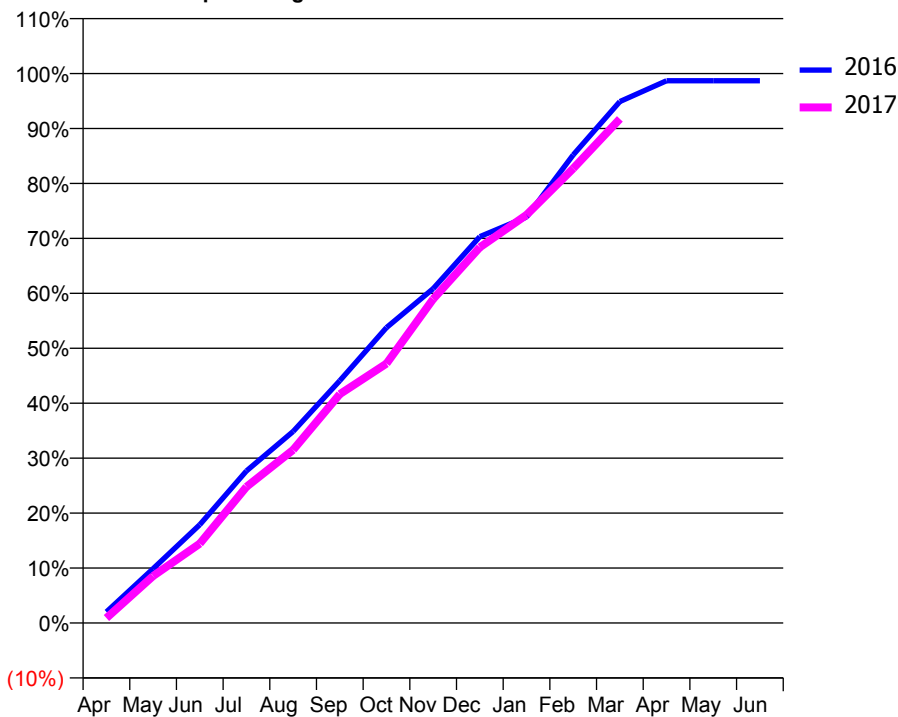
ACCESS*

Patients seen in 24 months	Total	Change since previous quarter
Quarter ending March 2016	11,255	
Quarter ending June 2016	11,179	→
Quarter ending September 2016	11,169	→
Quarter ending December 2016	11,215	→
Quarter ending March 2017	11,196	→
Variance since March 2016	(0.5%)	→



ACTIVITY

Cumulative percentage of contracted UDA delivered 2016 & 2017



Month	Adjusted Scheduled Activity (UDA)	
	2016	2017
April	705	318
May	3,460	2,987
June	6,255	5,054
July	9,671	8,665
August	12,183	11,016
September	15,413	14,556
October	18,785	16,498
November	21,261	20,606
December	24,573	23,892
January	25,816	25,953
February	29,774	28,904
March	33,164	32,058
April	34,486	
May	34,485	
June	34,484	

QUALITY

	Quantity	Base Number	Contract	AT	Region	England
% of FP17s for the same patient ID Re-attending within 3 months - Children	463	3,709	12.5%	12.5%	13.3%	12.3%
% of FP17s for the same patient ID Re-attending within 3 months - Adults	2,754	11,273	24.4%	18.0%	17.3%	16.7%
% of FP17s for the same patient ID Re-attending between 3 & 9 months - Children	1,756	3,709	47.3%	57.1%	58.9%	57.6%
% of FP17s for the same patient ID Re-attending between 3 & 9 months - Adults	4,484	11,273	39.8%	50.6%	52.2%	50.1%
% of FP17s for Band 1 Urgent Courses	2,023	14,413	14.0%	9.8%	9.2%	9.1%
% of FP17s Relating to Free Repair or Replacements	245	14,413	1.7%	1.0%	1.0%	0.8%
% of FP17s Relating to Continuations	447	14,413	3.1%	1.6%	1.4%	1.2%
% of Patients satisfied with the dentistry they have received	8	8	N/A	93.7%	93.1%	92.8%
% of Patients satisfied with the time they had to wait for an appointment	8	8	N/A	93.0%	89.5%	88.7%

* This is based on patients treated on this contract for their most recent course of treatment. Figures in italics indicate the base number of FP17s or Patient Questionnaire responses are less than 100. N/A is shown where the base number of responses is less than 10 during the period. % is calculated as Quantity/Base number*100

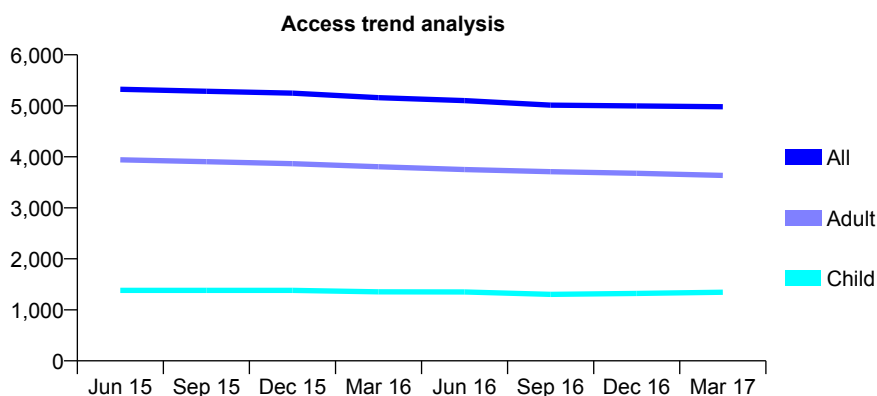
Q44 - Vital Signs At a Glance Contract Report for 134848/0001 - March 2017

Name or company name	Balls Road Dental Practice
Contract type name	GDS Contract
Purpose of contract	General
Contract start date	01/04/2006
Contract end date	

16/17 Contracted general activity (UDA)	14,640
Carry forward general activity (UDA)	222
16/17 Contracted orthodontic activity (UOA)	0
Carry forward orthodontic activity (UOA)	0
Baseline contract value	£422,878.68

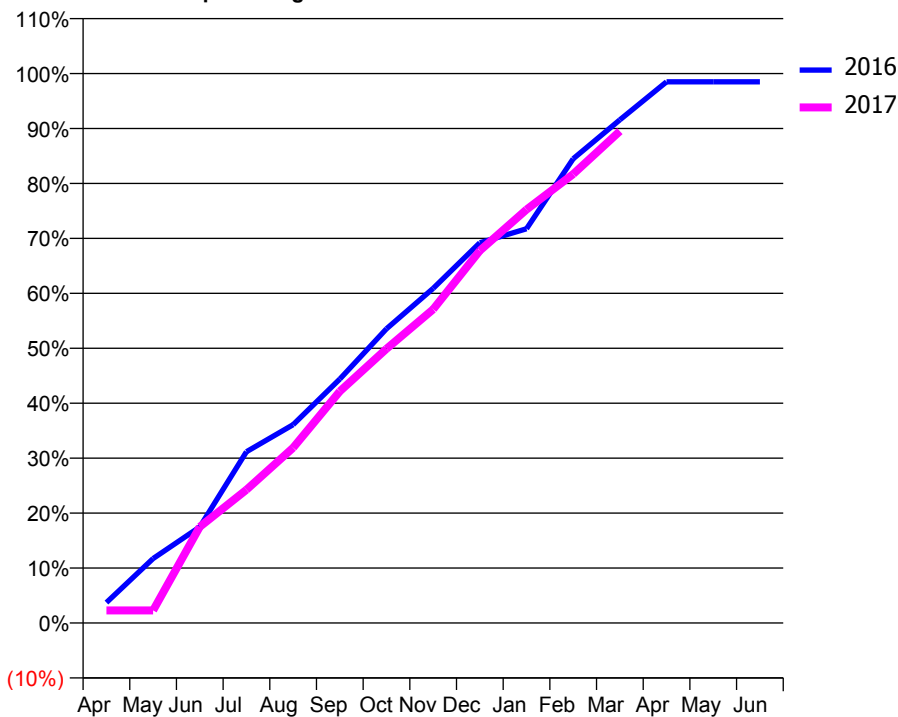
ACCESS*

Patients seen in 24 months	Total	Change since previous quarter
Quarter ending March 2016	5,160	
Quarter ending June 2016	5,101	↓
Quarter ending September 2016	5,012	↓
Quarter ending December 2016	4,998	→
Quarter ending March 2017	4,981	→
Variance since March 2016	(3.5%)	↓



ACTIVITY

Cumulative percentage of contracted UDA delivered 2016 & 2017



Month	Adjusted Scheduled Activity (UDA)	
	2016	2017
April	546	335
May	1,719	335
June	2,558	2,562
July	4,562	3,549
August	5,283	4,669
September	6,500	6,173
October	7,840	7,305
November	8,915	8,357
December	10,130	9,920
January	10,504	11,014
February	12,370	11,960
March	13,406	13,103
April	14,418	
May	14,418	
June	14,418	

QUALITY

	Quantity	Base Number	Contract	AT	Region	England
% of FP17s for the same patient ID Re-attending within 3 months - Children	232	2,266	10.2%	12.5%	13.3%	12.3%
% of FP17s for the same patient ID Re-attending within 3 months - Adults	860	5,362	16.0%	18.0%	17.3%	16.7%
% of FP17s for the same patient ID Re-attending between 3 & 9 months - Children	1,391	2,266	61.4%	57.1%	58.9%	57.6%
% of FP17s for the same patient ID Re-attending between 3 & 9 months - Adults	3,065	5,362	57.2%	50.6%	52.2%	50.1%
% of FP17s for Band 1 Urgent Courses	534	6,625	8.1%	9.8%	9.2%	9.1%
% of FP17s Relating to Free Repair or Replacements	18	6,625	0.3%	1.0%	1.0%	0.8%
% of FP17s Relating to Continuations	79	6,625	1.2%	1.6%	1.4%	1.2%
% of Patients satisfied with the dentistry they have received	7	7	N/A	93.7%	93.1%	92.8%
% of Patients satisfied with the time they had to wait for an appointment	5	7	N/A	93.0%	89.5%	88.7%

* This is based on patients treated on this contract for their most recent course of treatment. Figures in italics indicate the base number of FP17s or Patient Questionnaire responses are less than 100. N/A is shown where the base number of responses is less than 10 during the period. % is calculated as Quantity/Base number*100

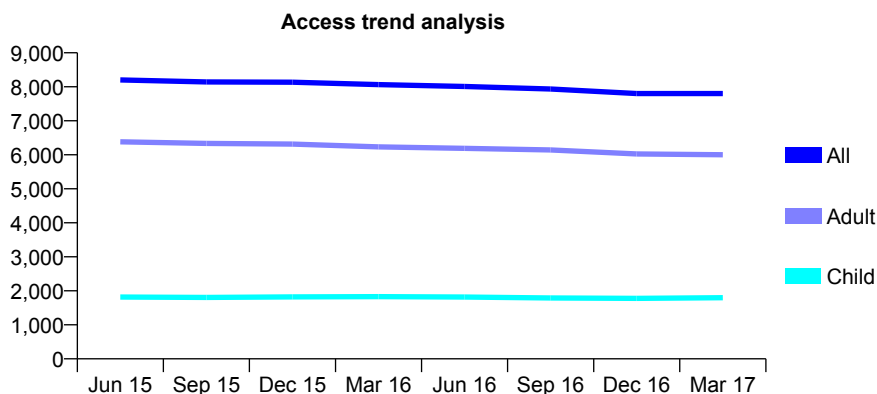
Q44 - Vital Signs At a Glance Contract Report for 135550/0001 - March 2017

Name or company name	Upton Dental Practice Limited
Contract type name	GDS Contract
Purpose of contract	General
Contract start date	01/04/2011
Contract end date	

16/17 Contracted general activity (UDA)	23,980
Carry forward general activity (UDA)	0
16/17 Contracted orthodontic activity (UOA)	0
Carry forward orthodontic activity (UOA)	0
Baseline contract value	£691,965.27

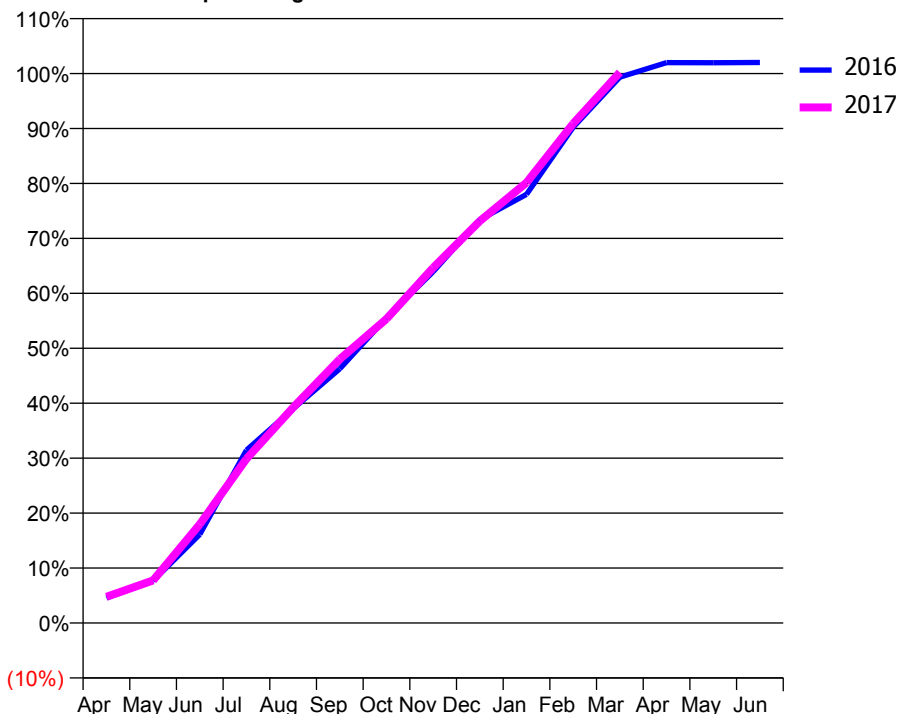
ACCESS*

Patients seen in 24 months	Total	Change since previous quarter
Quarter ending March 2016	8,065	
Quarter ending June 2016	8,008	→
Quarter ending September 2016	7,937	→
Quarter ending December 2016	7,803	↓
Quarter ending March 2017	7,802	→
Variance since March 2016	(3.3%)	↓



ACTIVITY

Cumulative percentage of contracted UDA delivered 2016 & 2017



Month	Adjusted Scheduled Activity (UDA)	
	2016	2017
April	1,094	1,145
May	1,844	1,859
June	3,865	4,311
July	7,543	7,164
August	9,349	9,409
September	11,096	11,515
October	13,316	13,268
November	15,331	15,502
December	17,601	17,540
January	18,706	19,221
February	21,634	21,799
March	23,818	24,029
April	24,454	
May	24,452	
June	24,461	

QUALITY

	Quantity	Base Number	Contract	AT	Region	England
% of FP17s for the same patient ID Re-attending within 3 months - Children	216	2,265	9.5%	12.5%	13.3%	12.3%
% of FP17s for the same patient ID Re-attending within 3 months - Adults	1,702	8,109	21.0%	18.0%	17.3%	16.7%
% of FP17s for the same patient ID Re-attending between 3 & 9 months - Children	879	2,265	38.8%	57.1%	58.9%	57.6%
% of FP17s for the same patient ID Re-attending between 3 & 9 months - Adults	3,497	8,109	43.1%	50.6%	52.2%	50.1%
% of FP17s for Band 1 Urgent Courses	983	10,105	9.7%	9.8%	9.2%	9.1%
% of FP17s Relating to Free Repair or Replacements	143	10,105	1.4%	1.0%	1.0%	0.8%
% of FP17s Relating to Continuations	152	10,105	1.5%	1.6%	1.4%	1.2%
% of Patients satisfied with the dentistry they have received	19	21	90.5%	93.7%	93.1%	92.8%
% of Patients satisfied with the time they had to wait for an appointment	20	21	95.2%	93.0%	89.5%	88.7%

* This is based on patients treated on this contract for their most recent course of treatment. Figures in italics indicate the base number of FP17s or Patient Questionnaire responses are less than 100. N/A is shown where the base number of responses is less than 10 during the period. % is calculated as Quantity/Base number*100

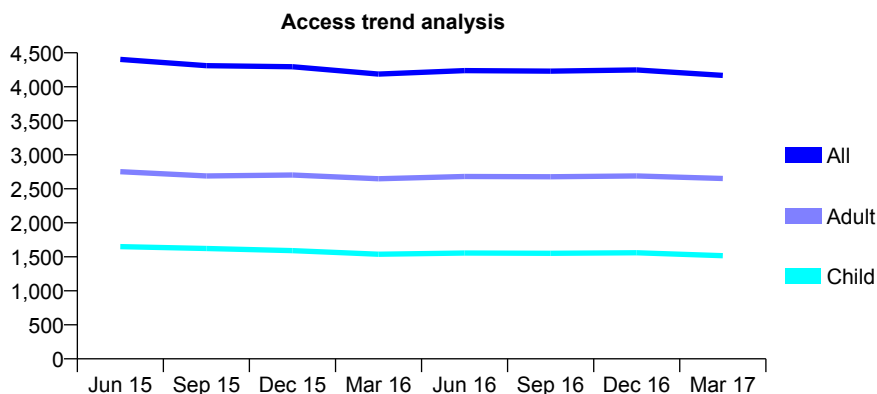
Q44 - Vital Signs At a Glance Contract Report for 136646/0001 - March 2017

Name or company name	Victoria Street Dental Practice Ltd
Contract type name	GDS Contract
Purpose of contract	General
Contract start date	01/05/2011
Contract end date	

16/17 Contracted general activity (UDA)	12,551
Carry forward general activity (UDA)	227
16/17 Contracted orthodontic activity (UOA)	0
Carry forward orthodontic activity (UOA)	0
Baseline contract value	£397,587.02

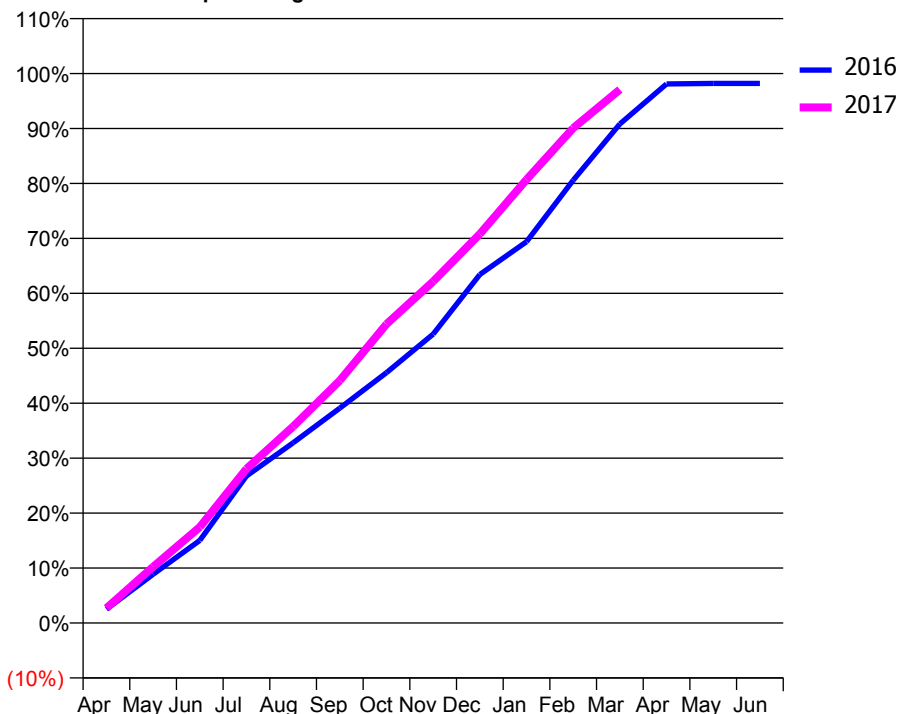
ACCESS*

Patients seen in 24 months	Total	Change since previous quarter
Quarter ending March 2016	4,188	
Quarter ending June 2016	4,238	→
Quarter ending September 2016	4,230	→
Quarter ending December 2016	4,248	→
Quarter ending March 2017	4,167	↓
Variance since March 2016	(0.5%)	→



ACTIVITY

Cumulative percentage of contracted UDA delivered 2016 & 2017



Adjusted Scheduled Activity (UDA)

Month	2016	2017
April	315	338
May	1,113	1,285
June	1,886	2,192
July	3,357	3,524
August	4,116	4,489
September	4,909	5,539
October	5,718	6,827
November	6,598	7,802
December	7,960	8,885
January	8,711	10,130
February	10,112	11,305
March	11,398	12,185
April	12,314	
May	12,325	
June	12,324	

QUALITY

	Quantity	Base Number	Contract	AT	Region	England
% of FP17s for the same patient ID Re-attending within 3 months - Children	222	2,219	10.0%	12.5%	13.3%	12.3%
% of FP17s for the same patient ID Re-attending within 3 months - Adults	631	3,398	18.6%	18.0%	17.3%	16.7%
% of FP17s for the same patient ID Re-attending between 3 & 9 months - Children	1,255	2,219	56.6%	57.1%	58.9%	57.6%
% of FP17s for the same patient ID Re-attending between 3 & 9 months - Adults	1,568	3,398	46.1%	50.6%	52.2%	50.1%
% of FP17s for Band 1 Urgent Courses	514	5,285	9.7%	9.8%	9.2%	9.1%
% of FP17s Relating to Free Repair or Replacements	25	5,285	0.5%	1.0%	1.0%	0.8%
% of FP17s Relating to Continuations	17	5,285	0.3%	1.6%	1.4%	1.2%
% of Patients satisfied with the dentistry they have received	10	10	100.0%	93.7%	93.1%	92.8%
% of Patients satisfied with the time they had to wait for an appointment	10	10	100.0%	93.0%	89.5%	88.7%

* This is based on patients treated on this contract for their most recent course of treatment. Figures in italics indicate the base number of FP17s or Patient Questionnaire responses are less than 100. N/A is shown where the base number of responses is less than 10 during the period. % is calculated as Quantity/Base number*100

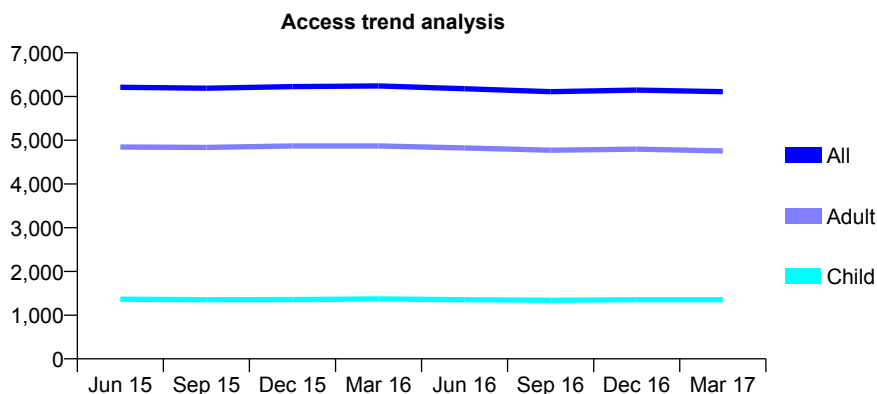
Q44 - Vital Signs At a Glance Contract Report for 137030/0001 - March 2017

Name or company name	C & V Gillespie
Contract type name	GDS Contract
Purpose of contract	General
Contract start date	01/01/2011
Contract end date	

16/17 Contracted general activity (UDA)	18,300
Carry forward general activity (UDA)	130
16/17 Contracted orthodontic activity (UOA)	0
Carry forward orthodontic activity (UOA)	0
Baseline contract value	£431,543.99

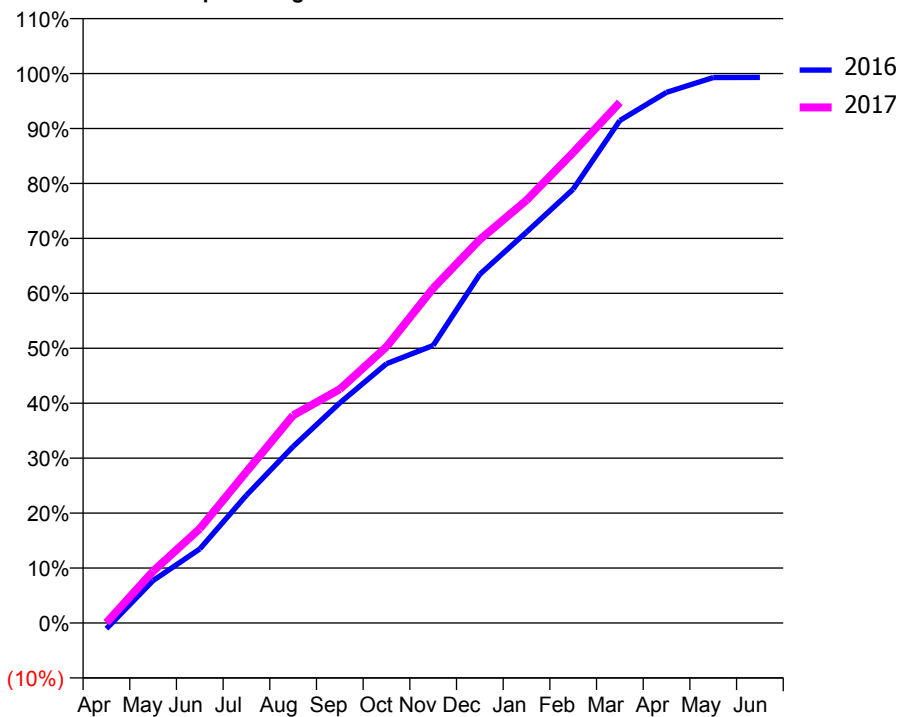
ACCESS*

Patients seen in 24 months	Total	Change since previous quarter
Quarter ending March 2016	6,241	
Quarter ending June 2016	6,177	↓
Quarter ending September 2016	6,112	↓
Quarter ending December 2016	6,149	→
Quarter ending March 2017	6,110	→
Variance since March 2016	(2.1%)	↓



ACTIVITY

Cumulative percentage of contracted UDA delivered 2016 & 2017



Month	Adjusted Scheduled Activity (UDA)	
	2016	2017
April	-193	9
May	1,413	1,724
June	2,465	3,141
July	4,255	5,039
August	5,876	6,915
September	7,332	7,788
October	8,635	9,197
November	9,242	11,147
December	11,618	12,769
January	13,017	14,079
February	14,449	15,671
March	16,736	17,339
April	17,672	
May	18,168	
June	18,171	

QUALITY

	Quantity	Base Number	Contract	AT	Region	England
% of FP17s for the same patient ID Re-attending within 3 months - Children	149	2,185	6.8%	12.5%	13.3%	12.3%
% of FP17s for the same patient ID Re-attending within 3 months - Adults	1,429	7,982	17.9%	18.0%	17.3%	16.7%
% of FP17s for the same patient ID Re-attending between 3 & 9 months - Children	1,499	2,185	68.6%	57.1%	58.9%	57.6%
% of FP17s for the same patient ID Re-attending between 3 & 9 months - Adults	4,818	7,982	60.4%	50.6%	52.2%	50.1%
% of FP17s for Band 1 Urgent Courses	709	9,514	7.5%	9.8%	9.2%	9.1%
% of FP17s Relating to Free Repair or Replacements	111	9,514	1.2%	1.0%	1.0%	0.8%
% of FP17s Relating to Continuations	179	9,514	1.9%	1.6%	1.4%	1.2%
% of Patients satisfied with the dentistry they have received	18	22	81.8%	93.7%	93.1%	92.8%
% of Patients satisfied with the time they had to wait for an appointment	20	22	90.9%	93.0%	89.5%	88.7%

* This is based on patients treated on this contract for their most recent course of treatment. Figures in italics indicate the base number of FP17s or Patient Questionnaire responses are less than 100. N/A is shown where the base number of responses is less than 10 during the period. % is calculated as Quantity/Base number*100

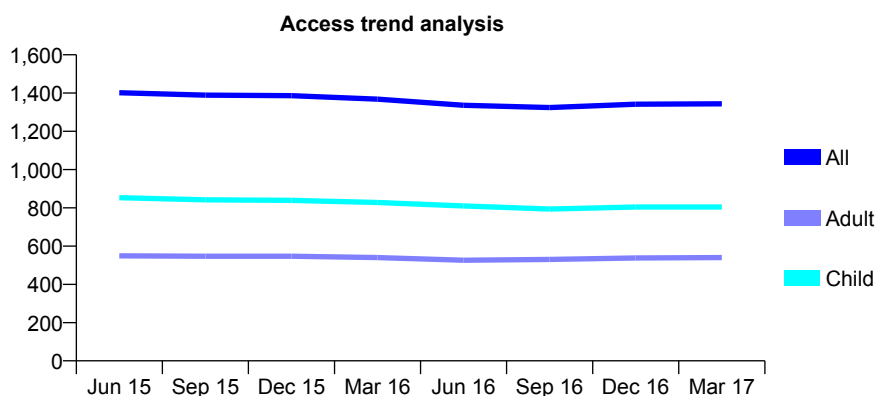
Q44 - Vital Signs At a Glance Contract Report for 137111/0001 - March 2017

Name or company name	Gaskell Avenue Dental Practice Ltd
Contract type name	GDS Contract
Purpose of contract	General
Contract start date	01/09/2011
Contract end date	

16/17 Contracted general activity (UDA)	7,000
Carry forward general activity (UDA)	0
16/17 Contracted orthodontic activity (UOA)	0
Carry forward orthodontic activity (UOA)	0
Baseline contract value	£173,362.92

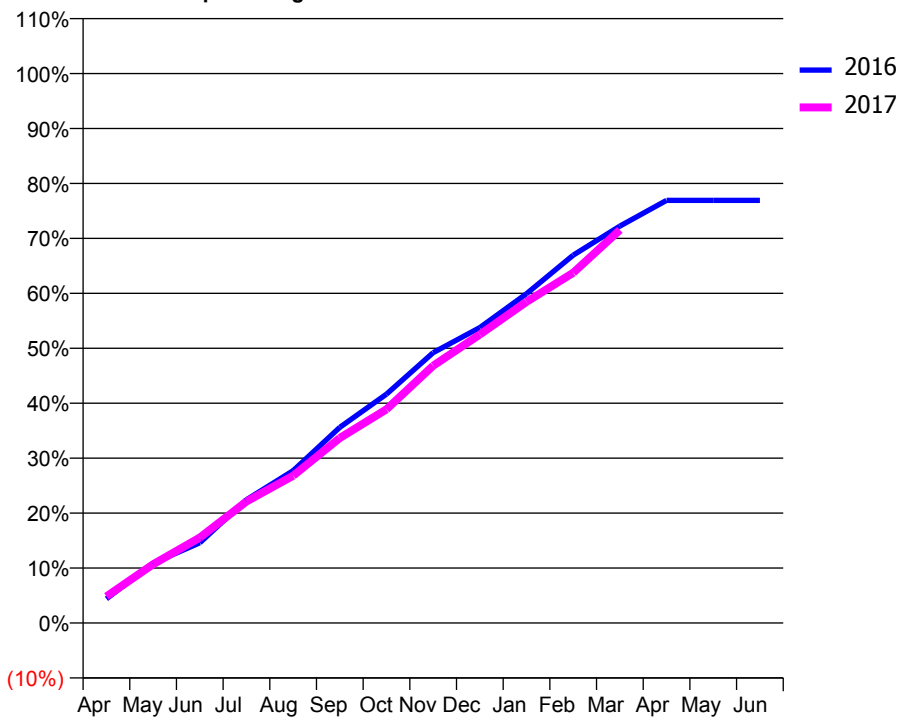
ACCESS*

Patients seen in 24 months	Total	Change since previous quarter
Quarter ending March 2016	1,368	
Quarter ending June 2016	1,336	↓
Quarter ending September 2016	1,324	→
Quarter ending December 2016	1,342	→
Quarter ending March 2017	1,344	→
Variance since March 2016	(1.8%)	↓



ACTIVITY

Cumulative percentage of contracted UDA delivered 2016 & 2017



Month	Adjusted Scheduled Activity (UDA)	
	2016	2017
April	309	338
May	762	748
June	1,023	1,089
July	1,570	1,548
August	1,941	1,876
September	2,493	2,356
October	2,916	2,722
November	3,444	3,278
December	3,763	3,674
January	4,195	4,092
February	4,686	4,461
March	5,055	5,006
April	5,383	
May	5,383	
June	5,383	

QUALITY

	Quantity	Base Number	Contract	AT	Region	England
% of FP17s for the same patient ID Re-attending within 3 months - Children	243	1,534	15.8%	12.5%	13.3%	12.3%
% of FP17s for the same patient ID Re-attending within 3 months - Adults	191	766	24.9%	18.0%	17.3%	16.7%
% of FP17s for the same patient ID Re-attending between 3 & 9 months - Children	972	1,534	63.4%	57.1%	58.9%	57.6%
% of FP17s for the same patient ID Re-attending between 3 & 9 months - Adults	399	766	52.1%	50.6%	52.2%	50.1%
% of FP17s for Band 1 Urgent Courses	146	2,163	6.7%	9.8%	9.2%	9.1%
% of FP17s Relating to Free Repair or Replacements	0	2,163	0.0%	1.0%	1.0%	0.8%
% of FP17s Relating to Continuations	1	2,163	0.0%	1.6%	1.4%	1.2%
% of Patients satisfied with the dentistry they have received	8	9	N/A	93.7%	93.1%	92.8%
% of Patients satisfied with the time they had to wait for an appointment	8	9	N/A	93.0%	89.5%	88.7%

* This is based on patients treated on this contract for their most recent course of treatment. Figures in italics indicate the base number of FP17s or Patient Questionnaire responses are less than 100. N/A is shown where the base number of responses is less than 10 during the period. % is calculated as Quantity/Base number*100

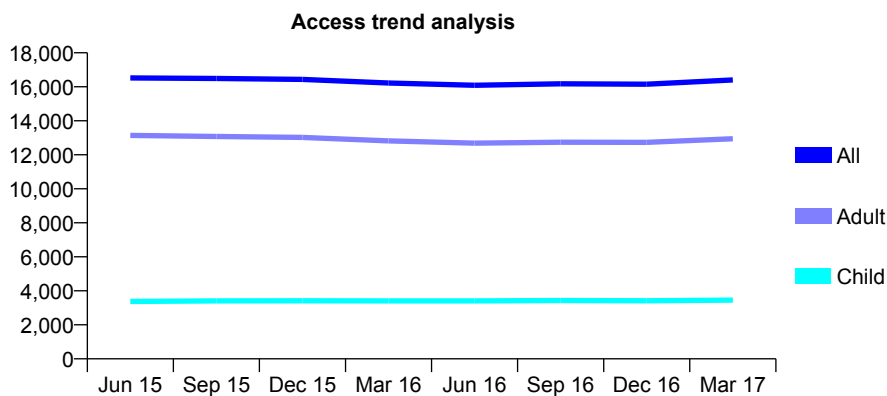
Q44 - Vital Signs At a Glance Contract Report for 138126/0001 - March 2017

Name or company name	Congleton Dental Centre
Contract type name	GDS Contract
Purpose of contract	General
Contract start date	01/04/2010
Contract end date	

16/17 Contracted general activity (UDA)	47,500
Carry forward general activity (UDA)	0
16/17 Contracted orthodontic activity (UOA)	0
Carry forward orthodontic activity (UOA)	0
Baseline contract value	£1,366,042.12

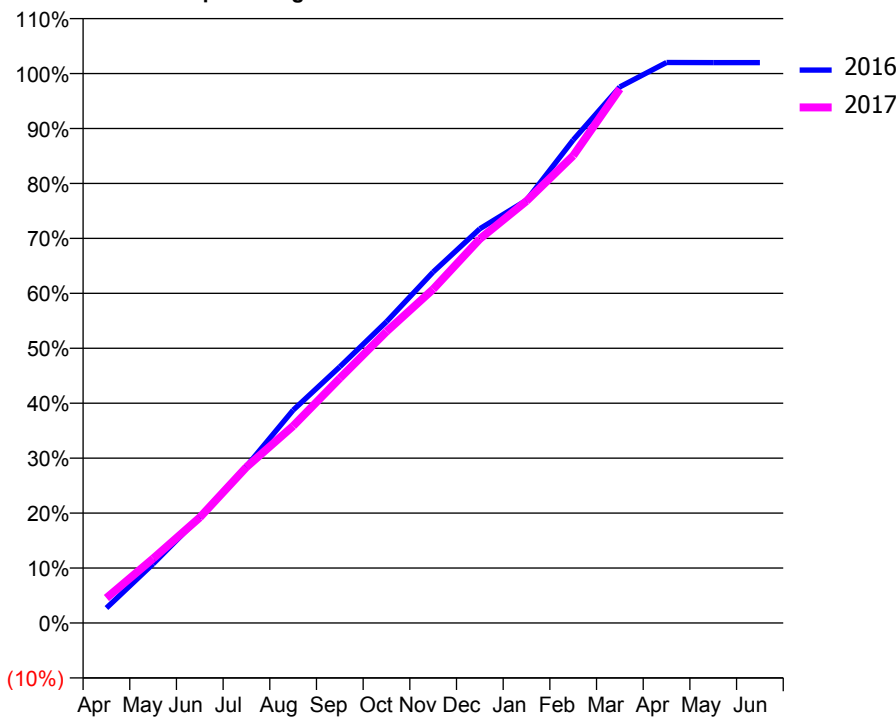
ACCESS*

Patients seen in 24 months	Total	Change since previous quarter
Quarter ending March 2016	16,222	
Quarter ending June 2016	16,089	→
Quarter ending September 2016	16,175	→
Quarter ending December 2016	16,153	→
Quarter ending March 2017	16,401	→
Variance since March 2016	1.1%	→



ACTIVITY

Cumulative percentage of contracted UDA delivered 2016 & 2017



Month	Adjusted Scheduled Activity (UDA)	
	2016	2017
April	1,299	2,165
May	5,108	5,570
June	9,166	9,126
July	13,551	13,479
August	18,403	17,028
September	22,150	21,159
October	26,049	25,187
November	30,340	28,855
December	34,081	33,206
January	36,544	36,480
February	41,751	40,393
March	46,339	46,166
April	48,450	
May	48,446	
June	48,443	

QUALITY

	Quantity	Base Number	Contract	AT	Region	England
% of FP17s for the same patient ID Re-attending within 3 months - Children	453	5,954	7.6%	12.5%	13.3%	12.3%
% of FP17s for the same patient ID Re-attending within 3 months - Adults	3,285	21,914	15.0%	18.0%	17.3%	16.7%
% of FP17s for the same patient ID Re-attending between 3 & 9 months - Children	4,040	5,954	67.9%	57.1%	58.9%	57.6%
% of FP17s for the same patient ID Re-attending between 3 & 9 months - Adults	13,860	21,914	63.2%	50.6%	52.2%	50.1%
% of FP17s for Band 1 Urgent Courses	1,701	26,726	6.4%	9.8%	9.2%	9.1%
% of FP17s Relating to Free Repair or Replacements	167	26,726	0.6%	1.0%	1.0%	0.8%
% of FP17s Relating to Continuations	345	26,726	1.3%	1.6%	1.4%	1.2%
% of Patients satisfied with the dentistry they have received	48	49	98.0%	93.7%	93.1%	92.8%
% of Patients satisfied with the time they had to wait for an appointment	48	49	98.0%	93.0%	89.5%	88.7%

* This is based on patients treated on this contract for their most recent course of treatment. Figures in italics indicate the base number of FP17s or Patient Questionnaire responses are less than 100. N/A is shown where the base number of responses is less than 10 during the period. % is calculated as Quantity/Base number*100

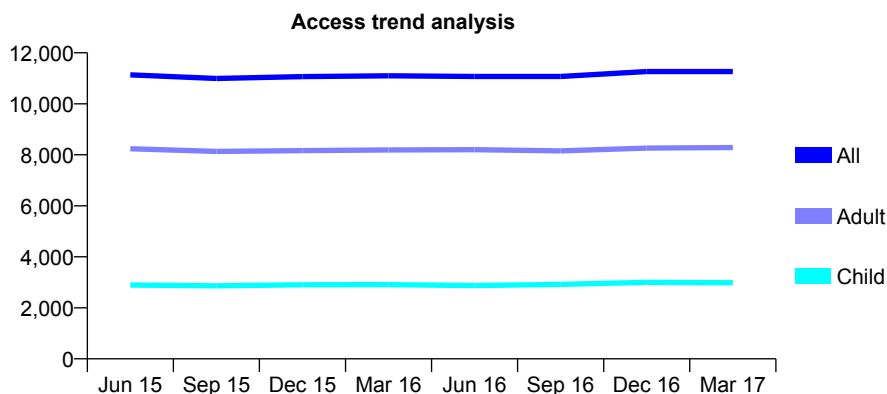
Q44 - Vital Signs At a Glance Contract Report for 138665/0001 - March 2017

Name or company name	Johnson & Whitehouse
Contract type name	GDS Contract
Purpose of contract	General
Contract start date	01/04/2009
Contract end date	

16/17 Contracted general activity (UDA)	32,052
Carry forward general activity (UDA)	0
16/17 Contracted orthodontic activity (UOA)	0
Carry forward orthodontic activity (UOA)	0
Baseline contract value	£952,645.27

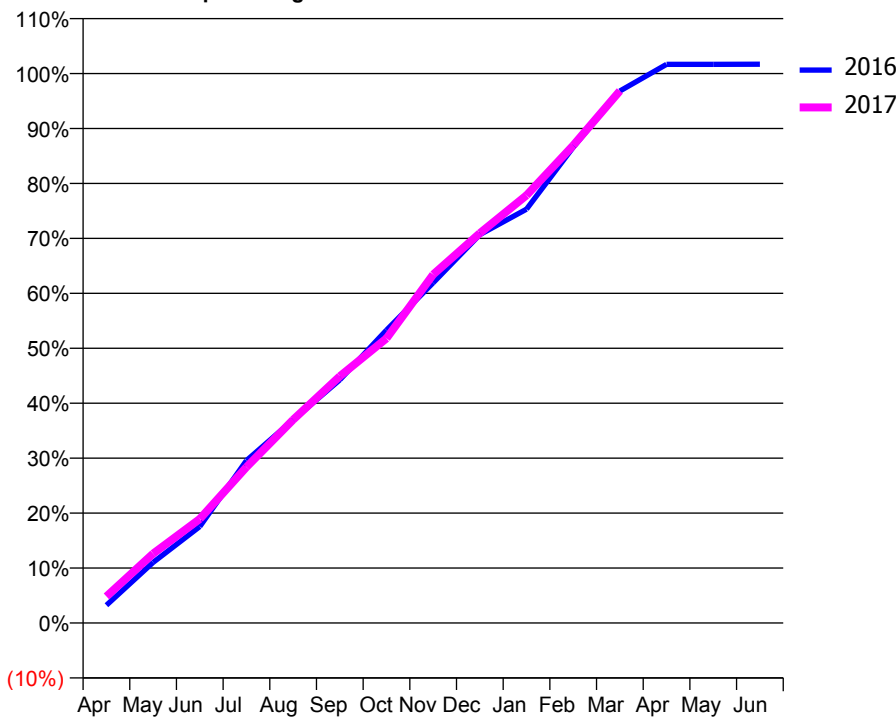
ACCESS*

Patients seen in 24 months	Total	Change since previous quarter
Quarter ending March 2016	11,100	
Quarter ending June 2016	11,071	→
Quarter ending September 2016	11,073	→
Quarter ending December 2016	11,264	→
Quarter ending March 2017	11,264	→
Variance since March 2016	1.5%	→



ACTIVITY

Cumulative percentage of contracted UDA delivered 2016 & 2017



Month	2016	2017
April	1,038	1,548
May	3,536	4,052
June	5,627	6,074
July	9,478	9,095
August	11,853	11,855
September	14,182	14,393
October	17,083	16,602
November	19,846	20,325
December	22,651	22,740
January	24,138	24,948
February	27,752	27,856
March	31,031	31,040
April	32,586	
May	32,586	
June	32,592	

QUALITY

	Quantity	Base Number	Contract	AT	Region	England
% of FP17s for the same patient ID Re-attending within 3 months - Children	663	4,512	14.7%	12.5%	13.3%	12.3%
% of FP17s for the same patient ID Re-attending within 3 months - Adults	2,496	10,995	22.7%	18.0%	17.3%	16.7%
% of FP17s for the same patient ID Re-attending between 3 & 9 months - Children	2,011	4,512	44.6%	57.1%	58.9%	57.6%
% of FP17s for the same patient ID Re-attending between 3 & 9 months - Adults	3,859	10,995	35.1%	50.6%	52.2%	50.1%
% of FP17s for Band 1 Urgent Courses	1,669	14,439	11.6%	9.8%	9.2%	9.1%
% of FP17s Relating to Free Repair or Replacements	284	14,439	2.0%	1.0%	1.0%	0.8%
% of FP17s Relating to Continuations	282	14,439	2.0%	1.6%	1.4%	1.2%
% of Patients satisfied with the dentistry they have received	20	20	100.0%	93.7%	93.1%	92.8%
% of Patients satisfied with the time they had to wait for an appointment	20	20	100.0%	93.0%	89.5%	88.7%

* This is based on patients treated on this contract for their most recent course of treatment. Figures in italics indicate the base number of FP17s or Patient Questionnaire responses are less than 100. N/A is shown where the base number of responses is less than 10 during the period. % is calculated as Quantity/Base number*100

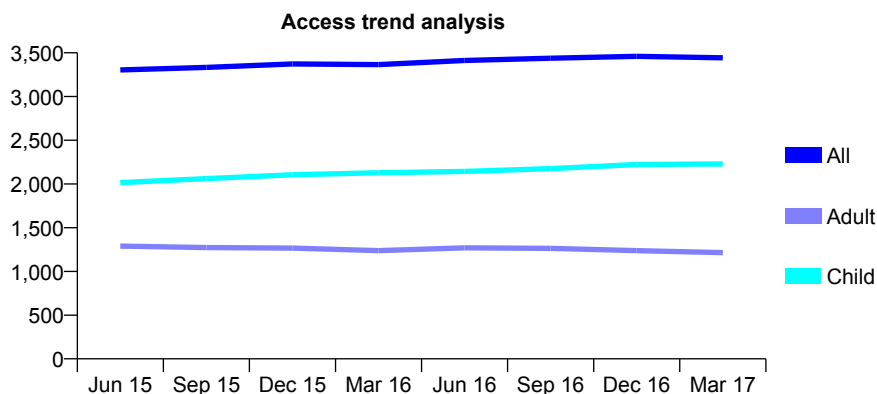
Q44 - Vital Signs At a Glance Contract Report for 138681/0001 - March 2017

Name or company name	The Old Surgery Dental Practice Ltd
Contract type name	GDS Contract
Purpose of contract	General
Contract start date	01/04/2011
Contract end date	

16/17 Contracted general activity (UDA)	8,539
Carry forward general activity (UDA)	0
16/17 Contracted orthodontic activity (UOA)	0
Carry forward orthodontic activity (UOA)	0
Baseline contract value	£443,740.73

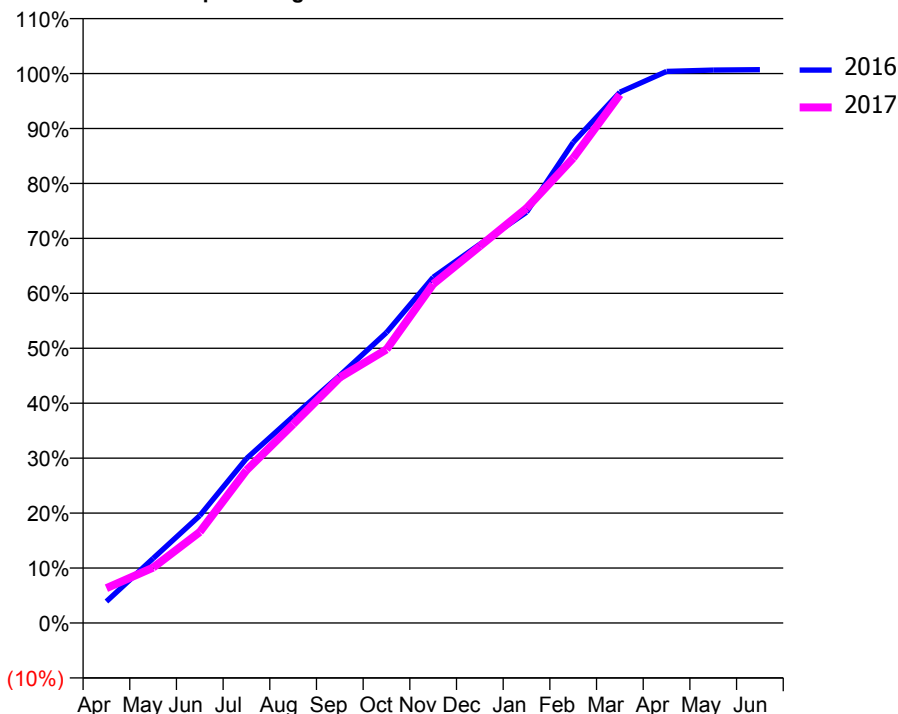
ACCESS*

Patients seen in 24 months	Total	Change since previous quarter
Quarter ending March 2016	3,365	
Quarter ending June 2016	3,412	→
Quarter ending September 2016	3,438	→
Quarter ending December 2016	3,460	→
Quarter ending March 2017	3,443	→
Variance since March 2016	2.3%	↑



ACTIVITY

Cumulative percentage of contracted UDA delivered 2016 & 2017



Month	Adjusted Scheduled Activity (UDA)	
	2016	2017
April	335	543
May	1,003	861
June	1,669	1,415
July	2,556	2,374
August	3,209	3,088
September	3,846	3,816
October	4,514	4,251
November	5,371	5,267
December	5,885	5,855
January	6,384	6,445
February	7,470	7,225
March	8,248	8,211
April	8,572	
May	8,592	
June	8,598	

QUALITY

	Quantity	Base Number	Contract	AT	Region	England
% of FP17s for the same patient ID Re-attending within 3 months - Children	237	3,252	7.3%	12.5%	13.3%	12.3%
% of FP17s for the same patient ID Re-attending within 3 months - Adults	241	1,377	17.5%	18.0%	17.3%	16.7%
% of FP17s for the same patient ID Re-attending between 3 & 9 months - Children	1,596	3,252	49.1%	57.1%	58.9%	57.6%
% of FP17s for the same patient ID Re-attending between 3 & 9 months - Adults	614	1,377	44.6%	50.6%	52.2%	50.1%
% of FP17s for Band 1 Urgent Courses	366	4,471	8.2%	9.8%	9.2%	9.1%
% of FP17s Relating to Free Repair or Replacements	1	4,471	0.0%	1.0%	1.0%	0.8%
% of FP17s Relating to Continuations	0	4,471	0.0%	1.6%	1.4%	1.2%
% of Patients satisfied with the dentistry they have received	2	2	N/A	93.7%	93.1%	92.8%
% of Patients satisfied with the time they had to wait for an appointment	2	2	N/A	93.0%	89.5%	88.7%

* This is based on patients treated on this contract for their most recent course of treatment. Figures in italics indicate the base number of FP17s or Patient Questionnaire responses are less than 100. N/A is shown where the base number of responses is less than 10 during the period. % is calculated as Quantity/Base number*100

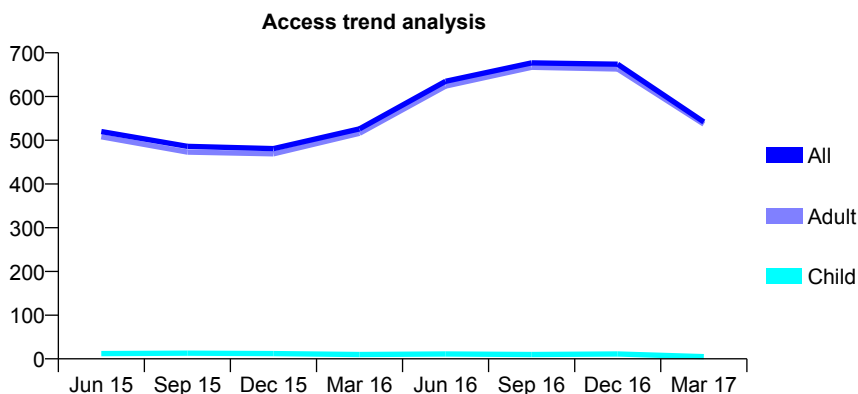
Q44 - Vital Signs At a Glance Contract Report for 138681/0002 - March 2017

Name or company name	The Old Surgery Dental Practice Ltd
Contract type name	PDS Contract
Purpose of contract	General
Contract start date	01/04/2011
Contract end date	30/11/2016

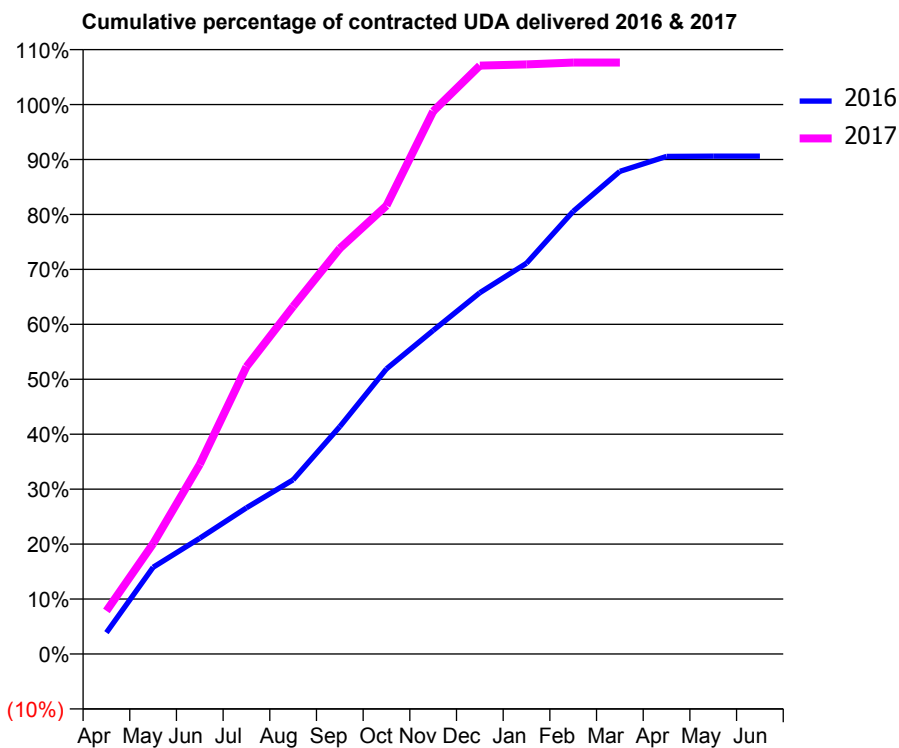
16/17 Contracted general activity (UDA)	1,440
Carry forward general activity (UDA)	0
16/17 Contracted orthodontic activity (UOA)	0
Carry forward orthodontic activity (UOA)	0
Baseline contract value	£107,372.34

ACCESS*

Patients seen in 24 months	Total	Change since previous quarter
Quarter ending March 2016	526	
Quarter ending June 2016	635	↑
Quarter ending September 2016	677	↑
Quarter ending December 2016	674	→
Quarter ending March 2017	542	↓
Variance since March 2016	3.0%	↑



ACTIVITY



Month	Adjusted Scheduled Activity (UDA)	
	2016	2017
April	84	113
May	341	289
June	455	497
July	575	753
August	685	911
September	894	1,063
October	1,121	1,175
November	1,272	1,422
December	1,420	1,542
January	1,536	1,545
February	1,740	1,550
March	1,897	1,550
April	1,956	
May	1,957	
June	1,957	

QUALITY

	Quantity	Base Number	Contract	AT	Region	England
% of FP17s for the same patient ID Re-attending within 3 months - Children	0	15	0.0%	12.5%	13.3%	12.3%
% of FP17s for the same patient ID Re-attending within 3 months - Adults	3	580	0.5%	18.0%	17.3%	16.7%
% of FP17s for the same patient ID Re-attending between 3 & 9 months - Children	0	15	0.0%	57.1%	58.9%	57.6%
% of FP17s for the same patient ID Re-attending between 3 & 9 months - Adults	5	580	0.9%	50.6%	52.2%	50.1%
% of FP17s for Band 1 Urgent Courses	0	572	0.0%	9.8%	9.2%	9.1%
% of FP17s Relating to Free Repair or Replacements	0	572	0.0%	1.0%	1.0%	0.8%
% of FP17s Relating to Continuations	0	572	0.0%	1.6%	1.4%	1.2%
% of Patients satisfied with the dentistry they have received	1	1	N/A	93.7%	93.1%	92.8%
% of Patients satisfied with the time they had to wait for an appointment	1	1	N/A	93.0%	89.5%	88.7%

* This is based on patients treated on this contract for their most recent course of treatment. Figures in italics indicate the base number of FP17s or Patient Questionnaire responses are less than 100. N/A is shown where the base number of responses is less than 10 during the period. % is calculated as Quantity/Base number*100

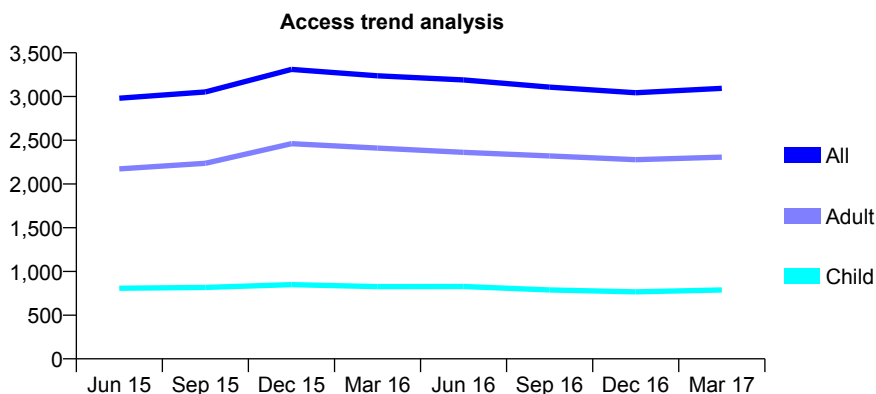
Q44 - Vital Signs At a Glance Contract Report for 138711/0001 - March 2017

Name or company name	Warren Drive Dental Practice
Contract type name	GDS Contract
Purpose of contract	General
Contract start date	01/04/2006
Contract end date	

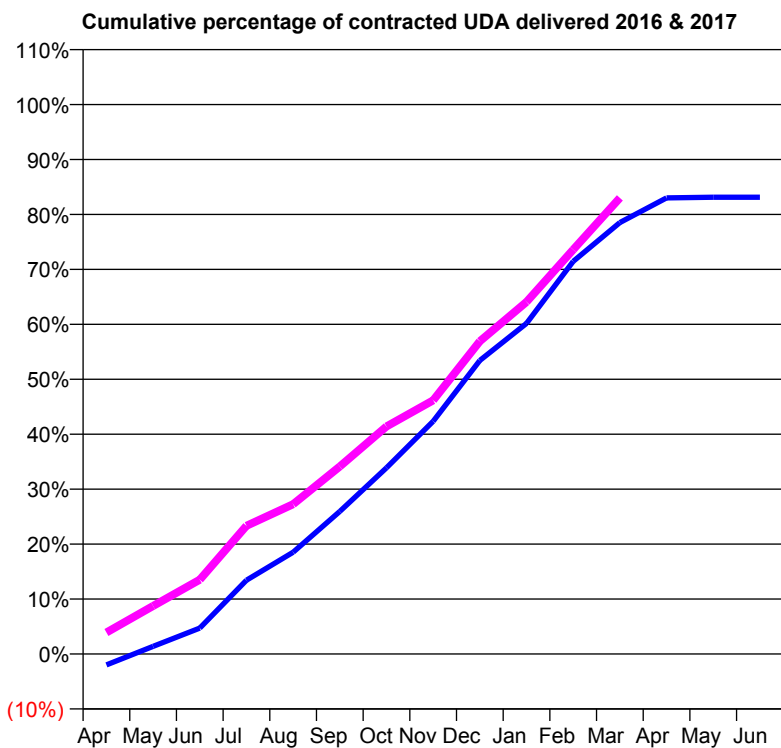
16/17 Contracted general activity (UDA)	8,407
Carry forward general activity (UDA)	0
16/17 Contracted orthodontic activity (UOA)	0
Carry forward orthodontic activity (UOA)	0
Baseline contract value	£257,693.42

ACCESS*

Patients seen in 24 months	Total	Change since previous quarter
Quarter ending March 2016	3,237	
Quarter ending June 2016	3,189	↓
Quarter ending September 2016	3,108	↓
Quarter ending December 2016	3,044	↓
Quarter ending March 2017	3,093	→
Variance since March 2016	(4.4%)	↓



ACTIVITY



Month	Adjusted Scheduled Activity (UDA)	
	2016	2017
April	-169	329
May	118	735
June	398	1,138
July	1,128	1,961
August	1,557	2,293
September	2,181	2,870
October	2,850	3,481
November	3,561	3,881
December	4,491	4,784
January	5,058	5,387
February	6,006	6,187
March	6,600	6,979
April	6,979	
May	6,989	
June	6,989	

QUALITY

	Quantity	Base Number	Contract	AT	Region	England
% of FP17s for the same patient ID Re-attending within 3 months - Children	86	1,063	8.1%	12.5%	13.3%	12.3%
% of FP17s for the same patient ID Re-attending within 3 months - Adults	709	3,155	22.5%	18.0%	17.3%	16.7%
% of FP17s for the same patient ID Re-attending between 3 & 9 months - Children	506	1,063	47.6%	57.1%	58.9%	57.6%
% of FP17s for the same patient ID Re-attending between 3 & 9 months - Adults	1,365	3,155	43.3%	50.6%	52.2%	50.1%
% of FP17s for Band 1 Urgent Courses	670	3,264	20.5%	9.8%	9.2%	9.1%
% of FP17s Relating to Free Repair or Replacements	24	3,264	0.7%	1.0%	1.0%	0.8%
% of FP17s Relating to Continuations	41	3,264	1.3%	1.6%	1.4%	1.2%
% of Patients satisfied with the dentistry they have received	6	7	N/A	93.7%	93.1%	92.8%
% of Patients satisfied with the time they had to wait for an appointment	7	7	N/A	93.0%	89.5%	88.7%

* This is based on patients treated on this contract for their most recent course of treatment. Figures in italics indicate the base number of FP17s or Patient Questionnaire responses are less than 100. N/A is shown where the base number of responses is less than 10 during the period. % is calculated as Quantity/Base number*100

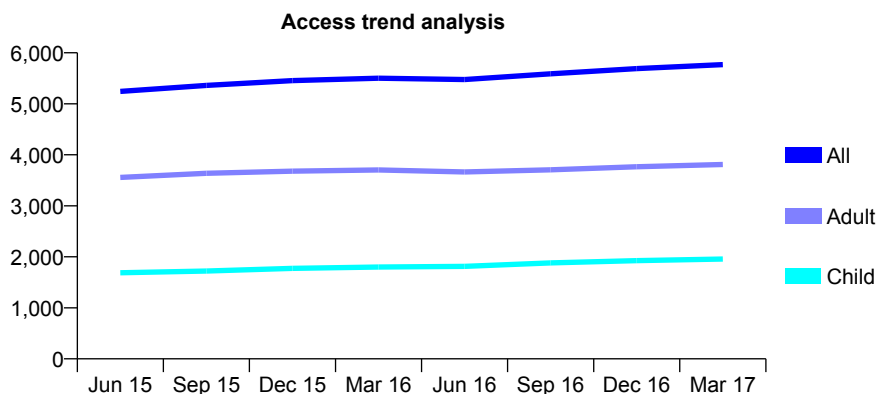
Q44 - Vital Signs At a Glance Contract Report for 139467/0001 - March 2017

Name or company name	Sandon Dental Practice
Contract type name	GDS Contract
Purpose of contract	General
Contract start date	01/01/2011
Contract end date	

16/17 Contracted general activity (UDA)	11,145
Carry forward general activity (UDA)	138
16/17 Contracted orthodontic activity (UOA)	0
Carry forward orthodontic activity (UOA)	0
Baseline contract value	£264,789.27

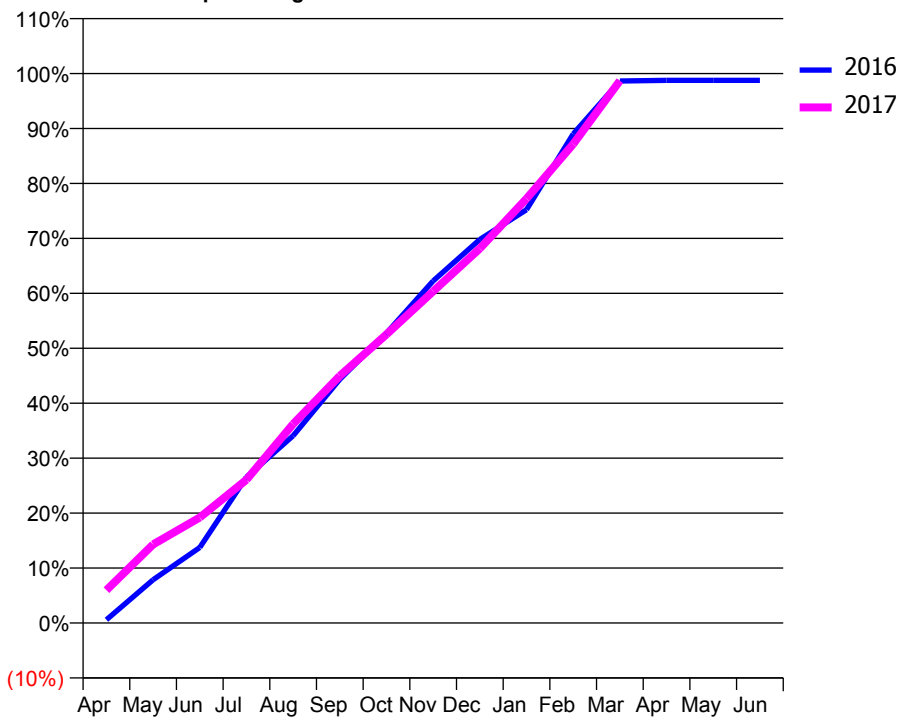
ACCESS*

Patients seen in 24 months	Total	Change since previous quarter
Quarter ending March 2016	5,502	
Quarter ending June 2016	5,475	→
Quarter ending September 2016	5,587	↑
Quarter ending December 2016	5,691	→
Quarter ending March 2017	5,769	→
Variance since March 2016	4.9%	↑



ACTIVITY

Cumulative percentage of contracted UDA delivered 2016 & 2017



Month	Adjusted Scheduled Activity (UDA)	
	2016	2017
April	68	666
May	877	1,595
June	1,533	2,139
July	2,961	2,905
August	3,797	4,036
September	4,941	5,013
October	5,882	5,854
November	6,938	6,728
December	7,780	7,597
January	8,382	8,608
February	9,920	9,712
March	10,992	10,998
April	11,006	
May	11,007	
June	11,007	

QUALITY

	Quantity	Base Number	Contract	AT	Region	England
% of FP17s for the same patient ID Re-attending within 3 months - Children	260	2,975	8.7%	12.5%	13.3%	12.3%
% of FP17s for the same patient ID Re-attending within 3 months - Adults	759	4,585	16.6%	18.0%	17.3%	16.7%
% of FP17s for the same patient ID Re-attending between 3 & 9 months - Children	1,766	2,975	59.4%	57.1%	58.9%	57.6%
% of FP17s for the same patient ID Re-attending between 3 & 9 months - Adults	1,979	4,585	43.2%	50.6%	52.2%	50.1%
% of FP17s for Band 1 Urgent Courses	605	6,313	9.6%	9.8%	9.2%	9.1%
% of FP17s Relating to Free Repair or Replacements	16	6,313	0.3%	1.0%	1.0%	0.8%
% of FP17s Relating to Continuations	103	6,313	1.6%	1.6%	1.4%	1.2%
% of Patients satisfied with the dentistry they have received	10	12	83.3%	93.7%	93.1%	92.8%
% of Patients satisfied with the time they had to wait for an appointment	12	12	100.0%	93.0%	89.5%	88.7%

* This is based on patients treated on this contract for their most recent course of treatment. Figures in italics indicate the base number of FP17s or Patient Questionnaire responses are less than 100. N/A is shown where the base number of responses is less than 10 during the period. % is calculated as Quantity/Base number*100

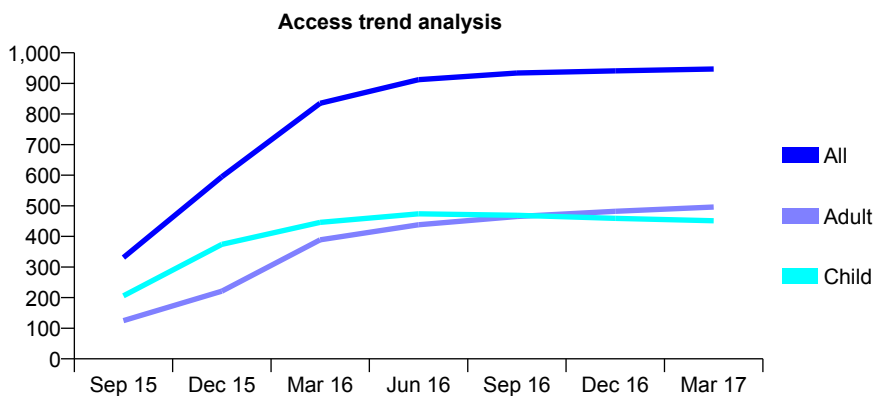
Q44 - Vital Signs At a Glance Contract Report for 140678/0001 - March 2017

Name or company name	Allen House Dental Practice
Contract type name	GDS Contract
Purpose of contract	General
Contract start date	01/07/2015
Contract end date	

16/17 Contracted general activity (UDA)	2,821
Carry forward general activity (UDA)	0
16/17 Contracted orthodontic activity (UOA)	0
Carry forward orthodontic activity (UOA)	0
Baseline contract value	£84,898.44

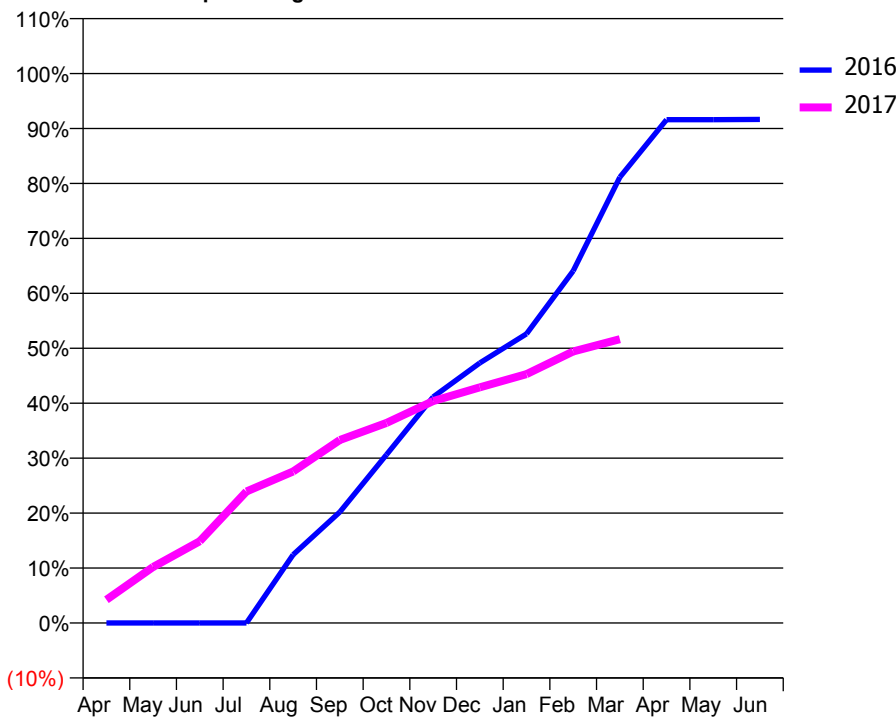
ACCESS*

Patients seen in 24 months	Total	Change since previous quarter
Quarter ending March 2016	835	
Quarter ending June 2016	912	↑
Quarter ending September 2016	934	↑
Quarter ending December 2016	941	→
Quarter ending March 2017	947	→
Variance since March 2016	13.4%	↑



ACTIVITY

Cumulative percentage of contracted UDA delivered 2016 & 2017



Adjusted Scheduled Activity (UDA)

Month	2016	2017
April	0	120
May	0	288
June	0	420
July	0	676
August	276	778
September	449	940
October	680	1,027
November	914	1,139
December	1,051	1,210
January	1,169	1,278
February	1,423	1,394
March	1,802	1,457
April	2,035	
May	2,035	
June	2,036	

QUALITY

	Quantity	Base Number	Contract	AT	Region	England
% of FP17s for the same patient ID Re-attending within 3 months - Children	45	537	8.4%	12.5%	13.3%	12.3%
% of FP17s for the same patient ID Re-attending within 3 months - Adults	50	384	13.0%	18.0%	17.3%	16.7%
% of FP17s for the same patient ID Re-attending between 3 & 9 months - Children	336	537	62.6%	57.1%	58.9%	57.6%
% of FP17s for the same patient ID Re-attending between 3 & 9 months - Adults	176	384	45.8%	50.6%	52.2%	50.1%
% of FP17s for Band 1 Urgent Courses	71	809	8.8%	9.8%	9.2%	9.1%
% of FP17s Relating to Free Repair or Replacements	0	809	0.0%	1.0%	1.0%	0.8%
% of FP17s Relating to Continuations	0	809	0.0%	1.6%	1.4%	1.2%
% of Patients satisfied with the dentistry they have received	1	1	N/A	93.7%	93.1%	92.8%
% of Patients satisfied with the time they had to wait for an appointment	1	1	N/A	93.0%	89.5%	88.7%

* This is based on patients treated on this contract for their most recent course of treatment. Figures in italics indicate the base number of FP17s or Patient Questionnaire responses are less than 100. N/A is shown where the base number of responses is less than 10 during the period. % is calculated as Quantity/Base number*100

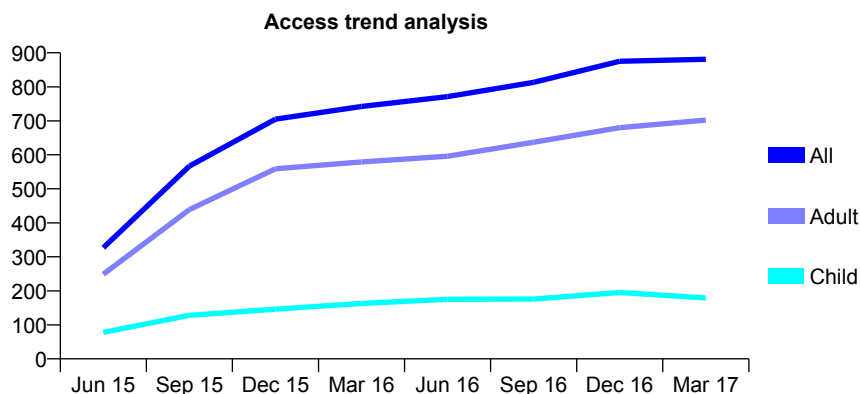
Q44 - Vital Signs At a Glance Contract Report for 141305/0016 - March 2017

Name or company name	East Cheshire NHS Trust
Contract type name	PDS Contract
Purpose of contract	General
Contract start date	01/04/2015
Contract end date	31/03/2018

16/17 Contracted general activity (UDA)	4,150
Carry forward general activity (UDA)	0
16/17 Contracted orthodontic activity (UOA)	0
Carry forward orthodontic activity (UOA)	0
Baseline contract value	£780,372.63

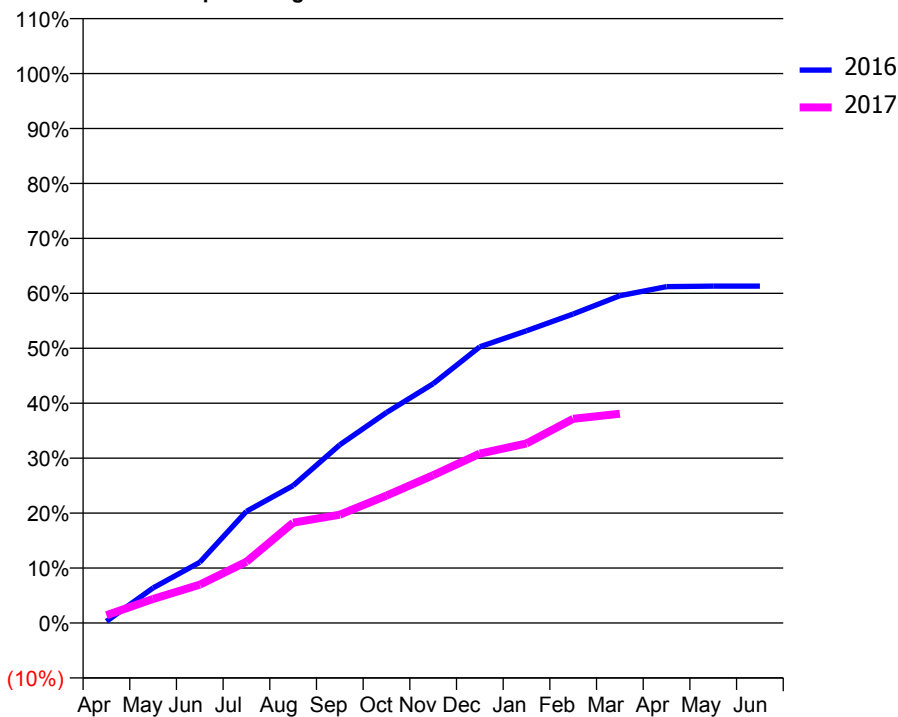
ACCESS*

Patients seen in 24 months	Total	Change since previous quarter
Quarter ending March 2016	742	
Quarter ending June 2016	771	↑
Quarter ending September 2016	813	↑
Quarter ending December 2016	875	↑
Quarter ending March 2017	881	→
Variance since March 2016	18.7%	↑



ACTIVITY

Cumulative percentage of contracted UDA delivered 2016 & 2017



Month	Adjusted Scheduled Activity (UDA)	
	2016	2017
April	13	59
May	265	182
June	459	290
July	843	463
August	1,038	758
September	1,346	818
October	1,590	962
November	1,808	1,117
December	2,086	1,279
January	2,207	1,356
February	2,334	1,542
March	2,472	1,580
April	2,540	
May	2,544	
June	2,544	

QUALITY

	Quantity	Base Number	Contract	AT	Region	England
% of FP17s for the same patient ID Re-attending within 3 months - Children	11	180	6.1%	12.5%	13.3%	12.3%
% of FP17s for the same patient ID Re-attending within 3 months - Adults	53	563	9.4%	18.0%	17.3%	16.7%
% of FP17s for the same patient ID Re-attending between 3 & 9 months - Children	20	180	11.1%	57.1%	58.9%	57.6%
% of FP17s for the same patient ID Re-attending between 3 & 9 months - Adults	142	563	25.2%	50.6%	52.2%	50.1%
% of FP17s for Band 1 Urgent Courses	56	704	8.0%	9.8%	9.2%	9.1%
% of FP17s Relating to Free Repair or Replacements	1	704	0.1%	1.0%	1.0%	0.8%
% of FP17s Relating to Continuations	1	704	0.1%	1.6%	1.4%	1.2%
% of Patients satisfied with the dentistry they have received	1	2	N/A	93.7%	93.1%	92.8%
% of Patients satisfied with the time they had to wait for an appointment	2	2	N/A	93.0%	89.5%	88.7%

* This is based on patients treated on this contract for their most recent course of treatment. Figures in italics indicate the base number of FP17s or Patient Questionnaire responses are less than 100. N/A is shown where the base number of responses is less than 10 during the period. % is calculated as Quantity/Base number*100

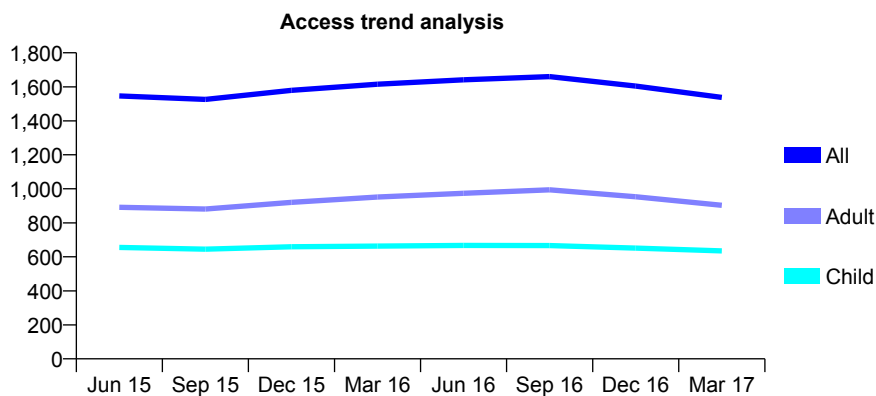
Q44 - Vital Signs At a Glance Contract Report for 141380/0001 - March 2017

Name or company name	Jackson & Lax
Contract type name	GDS Contract
Purpose of contract	General
Contract start date	01/04/2009
Contract end date	

16/17 Contracted general activity (UDA)	5,000
Carry forward general activity (UDA)	0
16/17 Contracted orthodontic activity (UOA)	0
Carry forward orthodontic activity (UOA)	0
Baseline contract value	£129,700.01

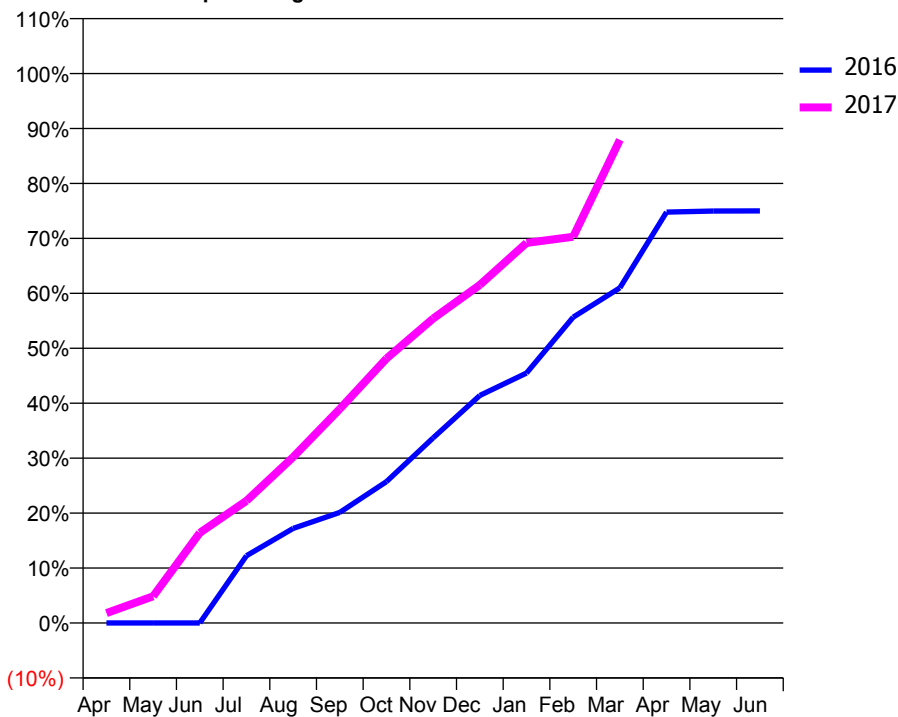
ACCESS*

Patients seen in 24 months	Total	Change since previous quarter
Quarter ending March 2016	1,615	
Quarter ending June 2016	1,641	→
Quarter ending September 2016	1,660	→
Quarter ending December 2016	1,604	↓
Quarter ending March 2017	1,538	↓
Variance since March 2016	(4.8%)	↓



ACTIVITY

Cumulative percentage of contracted UDA delivered 2016 & 2017



Adjusted Scheduled Activity (UDA)

Month	2016	2017
April	1	90
May	1	244
June	1	821
July	731	1,113
August	1,028	1,510
September	1,201	1,948
October	1,537	2,407
November	2,012	2,770
December	2,472	3,077
January	2,716	3,458
February	3,323	3,515
March	3,641	4,396
April	4,464	
May	4,476	
June	4,477	

QUALITY

	Quantity	Base Number	Contract	AT	Region	England
% of FP17s for the same patient ID Re-attending within 3 months - Children	94	1,066	8.8%	12.5%	13.3%	12.3%
% of FP17s for the same patient ID Re-attending within 3 months - Adults	204	1,294	15.8%	18.0%	17.3%	16.7%
% of FP17s for the same patient ID Re-attending between 3 & 9 months - Children	700	1,066	65.7%	57.1%	58.9%	57.6%
% of FP17s for the same patient ID Re-attending between 3 & 9 months - Adults	748	1,294	57.8%	50.6%	52.2%	50.1%
% of FP17s for Band 1 Urgent Courses	150	2,101	7.1%	9.8%	9.2%	9.1%
% of FP17s Relating to Free Repair or Replacements	3	2,101	0.1%	1.0%	1.0%	0.8%
% of FP17s Relating to Continuations	37	2,101	1.8%	1.6%	1.4%	1.2%
% of Patients satisfied with the dentistry they have received	3	3	N/A	93.7%	93.1%	92.8%
% of Patients satisfied with the time they had to wait for an appointment	2	3	N/A	93.0%	89.5%	88.7%

* This is based on patients treated on this contract for their most recent course of treatment. Figures in italics indicate the base number of FP17s or Patient Questionnaire responses are less than 100. N/A is shown where the base number of responses is less than 10 during the period. % is calculated as Quantity/Base number*100

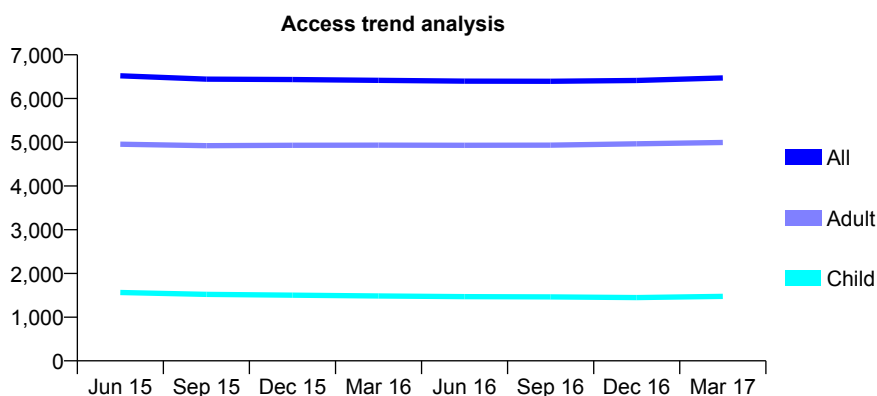
Q44 - Vital Signs At a Glance Contract Report for 142239/0001 - March 2017

Name or company name	Banks House Dental Practice
Contract type name	GDS Contract
Purpose of contract	General
Contract start date	01/04/2006
Contract end date	

16/17 Contracted general activity (UDA)	18,342
Carry forward general activity (UDA)	0
16/17 Contracted orthodontic activity (UOA)	0
Carry forward orthodontic activity (UOA)	0
Baseline contract value	£529,789.08

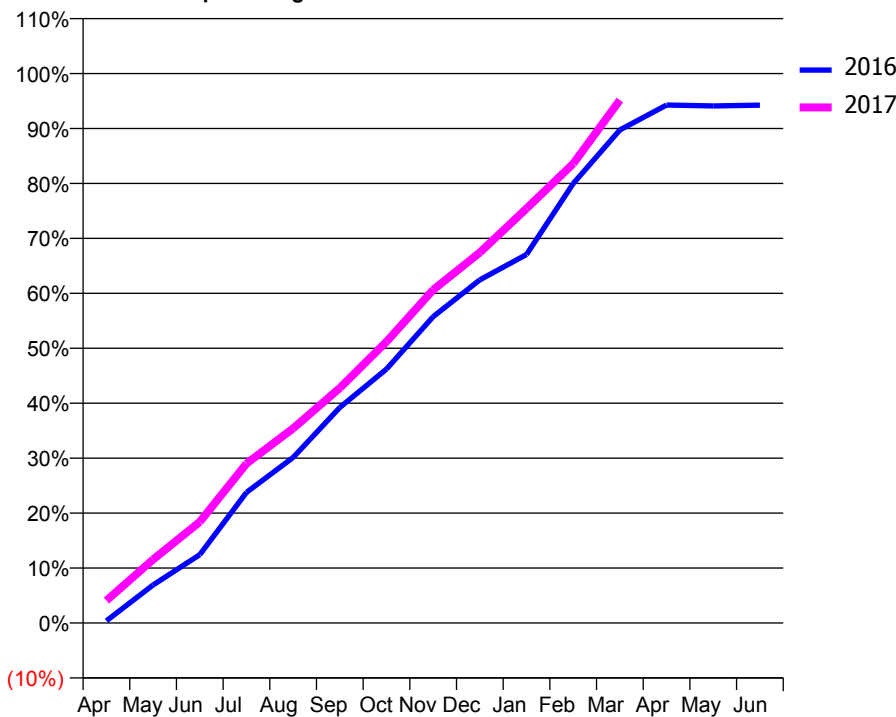
ACCESS*

Patients seen in 24 months	Total	Change since previous quarter
Quarter ending March 2016	6,416	
Quarter ending June 2016	6,399	→
Quarter ending September 2016	6,396	→
Quarter ending December 2016	6,413	→
Quarter ending March 2017	6,471	→
Variance since March 2016	0.9%	→



ACTIVITY

Cumulative percentage of contracted UDA delivered 2016 & 2017



Month	Adjusted Scheduled Activity (UDA)	
	2016	2017
April	73	751
May	1,273	2,120
June	2,280	3,378
July	4,362	5,322
August	5,525	6,495
September	7,193	7,846
October	8,476	9,389
November	10,225	11,121
December	11,455	12,367
January	12,299	13,836
February	14,669	15,332
March	16,456	17,453
April	17,289	
May	17,259	
June	17,286	

QUALITY

	Quantity	Base Number	Contract	AT	Region	England
% of FP17s for the same patient ID Re-attending within 3 months - Children	429	2,624	16.3%	12.5%	13.3%	12.3%
% of FP17s for the same patient ID Re-attending within 3 months - Adults	806	5,811	13.9%	18.0%	17.3%	16.7%
% of FP17s for the same patient ID Re-attending between 3 & 9 months - Children	1,412	2,624	53.8%	57.1%	58.9%	57.6%
% of FP17s for the same patient ID Re-attending between 3 & 9 months - Adults	1,815	5,811	31.2%	50.6%	52.2%	50.1%
% of FP17s for Band 1 Urgent Courses	446	8,102	5.5%	9.8%	9.2%	9.1%
% of FP17s Relating to Free Repair or Replacements	180	8,102	2.2%	1.0%	1.0%	0.8%
% of FP17s Relating to Continuations	64	8,102	0.8%	1.6%	1.4%	1.2%
% of Patients satisfied with the dentistry they have received	19	19	100.0%	93.7%	93.1%	92.8%
% of Patients satisfied with the time they had to wait for an appointment	19	19	100.0%	93.0%	89.5%	88.7%

* This is based on patients treated on this contract for their most recent course of treatment. Figures in italics indicate the base number of FP17s or Patient Questionnaire responses are less than 100. N/A is shown where the base number of responses is less than 10 during the period. % is calculated as Quantity/Base number*100

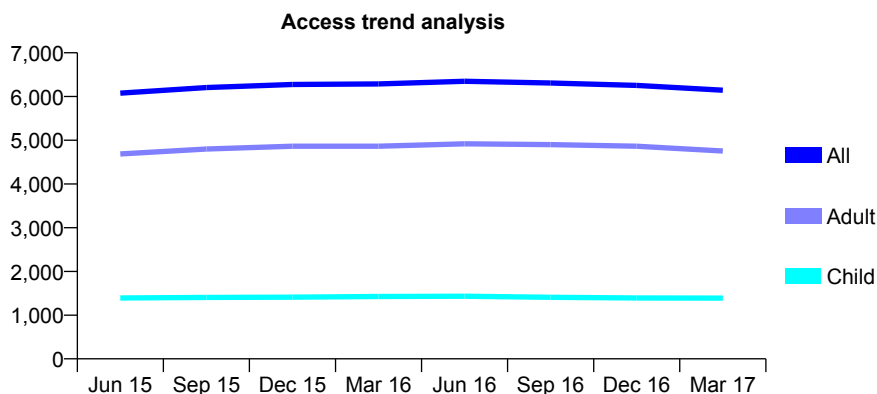
Q44 - Vital Signs At a Glance Contract Report for 143243/0001 - March 2017

Name or company name	IDH Ltd
Contract type name	GDS Contract
Purpose of contract	General
Contract start date	01/07/2008
Contract end date	

16/17 Contracted general activity (UDA)	16,035
Carry forward general activity (UDA)	0
16/17 Contracted orthodontic activity (UOA)	0
Carry forward orthodontic activity (UOA)	0
Baseline contract value	£454,906.31

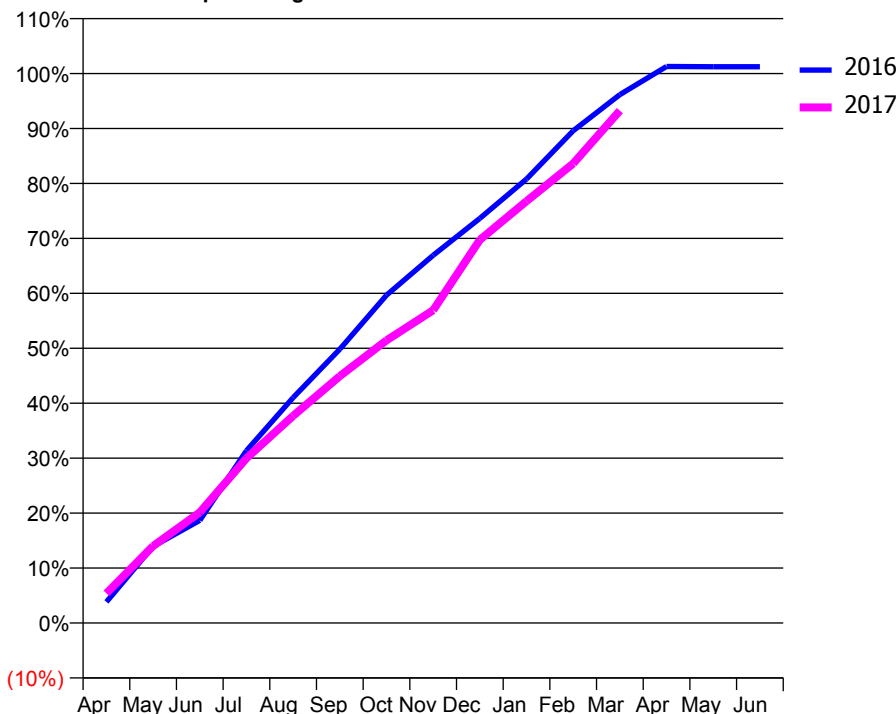
ACCESS*

Patients seen in 24 months	Total	Change since previous quarter
Quarter ending March 2016	6,289	
Quarter ending June 2016	6,348	→
Quarter ending September 2016	6,309	→
Quarter ending December 2016	6,253	→
Quarter ending March 2017	6,143	↓
Variance since March 2016	(2.3%)	↓



ACTIVITY

Cumulative percentage of contracted UDA delivered 2016 & 2017



Month	Adjusted Scheduled Activity (UDA)	
	2016	2017
April	615	867
May	2,236	2,248
June	2,993	3,228
July	5,030	4,809
August	6,577	6,045
September	7,990	7,204
October	9,566	8,246
November	10,729	9,126
December	11,808	11,183
January	12,954	12,310
February	14,366	13,407
March	15,419	14,950
April	16,242	
May	16,231	
June	16,231	

QUALITY

	Quantity	Base Number	Contract	AT	Region	England
% of FP17s for the same patient ID Re-attending within 3 months - Children	124	1,843	6.7%	12.5%	13.3%	12.3%
% of FP17s for the same patient ID Re-attending within 3 months - Adults	815	5,681	14.3%	18.0%	17.3%	16.7%
% of FP17s for the same patient ID Re-attending between 3 & 9 months - Children	848	1,843	46.0%	57.1%	58.9%	57.6%
% of FP17s for the same patient ID Re-attending between 3 & 9 months - Adults	2,499	5,681	44.0%	50.6%	52.2%	50.1%
% of FP17s for Band 1 Urgent Courses	472	7,167	6.6%	9.8%	9.2%	9.1%
% of FP17s Relating to Free Repair or Replacements	51	7,167	0.7%	1.0%	1.0%	0.8%
% of FP17s Relating to Continuations	228	7,167	3.2%	1.6%	1.4%	1.2%
% of Patients satisfied with the dentistry they have received	14	14	100.0%	93.7%	93.1%	92.8%
% of Patients satisfied with the time they had to wait for an appointment	13	14	92.9%	93.0%	89.5%	88.7%

* This is based on patients treated on this contract for their most recent course of treatment. Figures in italics indicate the base number of FP17s or Patient Questionnaire responses are less than 100. N/A is shown where the base number of responses is less than 10 during the period. % is calculated as Quantity/Base number*100

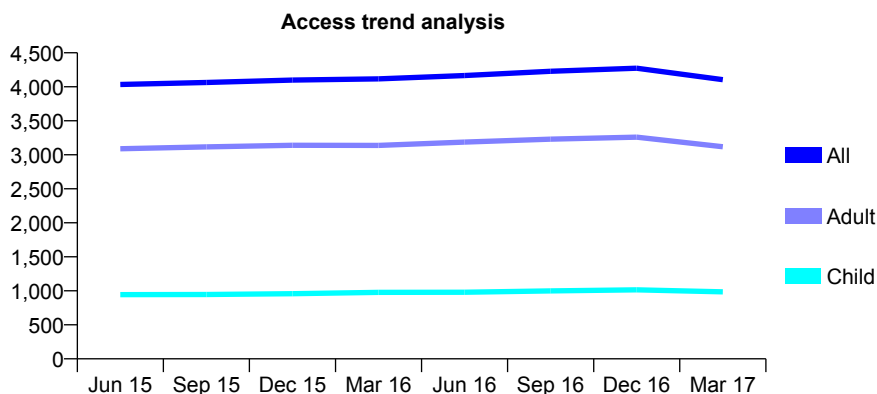
Q44 - Vital Signs At a Glance Contract Report for 143243/0002 - March 2017

Name or company name	IDH Ltd
Contract type name	GDS Contract
Purpose of contract	General
Contract start date	01/07/2008
Contract end date	

16/17 Contracted general activity (UDA)	12,500
Carry forward general activity (UDA)	0
16/17 Contracted orthodontic activity (UOA)	0
Carry forward orthodontic activity (UOA)	0
Baseline contract value	£311,436.75

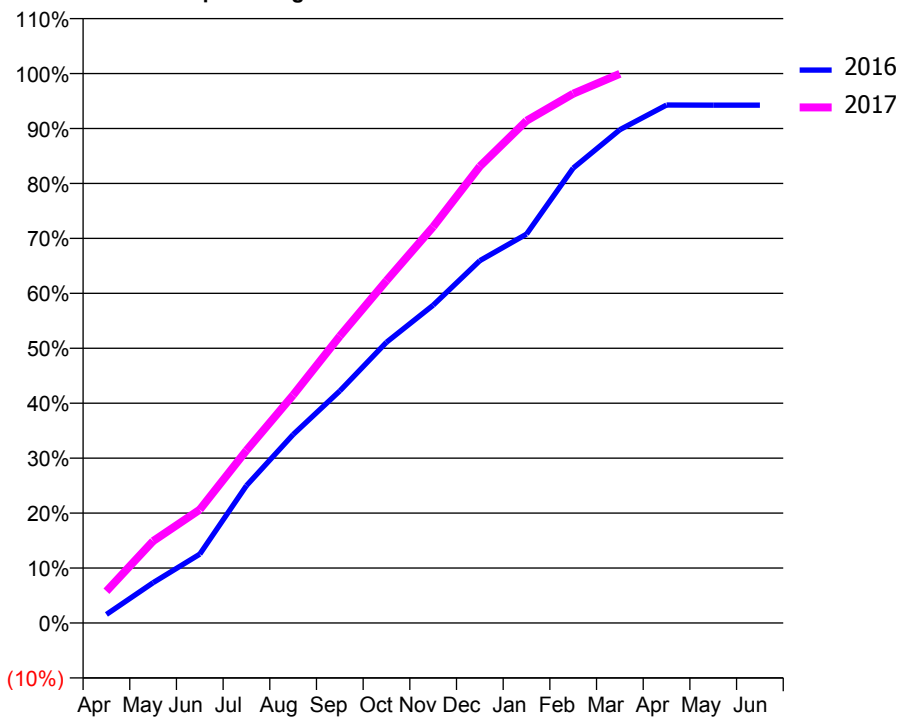
ACCESS*

Patients seen in 24 months	Total	Change since previous quarter
Quarter ending March 2016	4,117	
Quarter ending June 2016	4,166	→
Quarter ending September 2016	4,229	→
Quarter ending December 2016	4,274	→
Quarter ending March 2017	4,104	↓
Variance since March 2016	(0.3%)	→



ACTIVITY

Cumulative percentage of contracted UDA delivered 2016 & 2017



Adjusted Scheduled Activity (UDA)

Month	2016	2017
April	197	722
May	916	1,864
June	1,567	2,580
July	3,126	3,928
August	4,287	5,187
September	5,279	6,525
October	6,388	7,788
November	7,231	9,015
December	8,242	10,389
January	8,846	11,426
February	10,347	12,040
March	11,221	12,494
April	11,784	
May	11,781	
June	11,781	

QUALITY

	Quantity	Base Number	Contract	AT	Region	England
% of FP17s for the same patient ID Re-attending within 3 months - Children	140	1,446	9.7%	12.5%	13.3%	12.3%
% of FP17s for the same patient ID Re-attending within 3 months - Adults	629	4,206	15.0%	18.0%	17.3%	16.7%
% of FP17s for the same patient ID Re-attending between 3 & 9 months - Children	877	1,446	60.7%	57.1%	58.9%	57.6%
% of FP17s for the same patient ID Re-attending between 3 & 9 months - Adults	2,433	4,206	57.8%	50.6%	52.2%	50.1%
% of FP17s for Band 1 Urgent Courses	621	5,355	11.6%	9.8%	9.2%	9.1%
% of FP17s Relating to Free Repair or Replacements	71	5,355	1.3%	1.0%	1.0%	0.8%
% of FP17s Relating to Continuations	90	5,355	1.7%	1.6%	1.4%	1.2%
% of Patients satisfied with the dentistry they have received	13	13	100.0%	93.7%	93.1%	92.8%
% of Patients satisfied with the time they had to wait for an appointment	12	13	92.3%	93.0%	89.5%	88.7%

* This is based on patients treated on this contract for their most recent course of treatment. Figures in italics indicate the base number of FP17s or Patient Questionnaire responses are less than 100. N/A is shown where the base number of responses is less than 10 during the period. % is calculated as Quantity/Base number*100

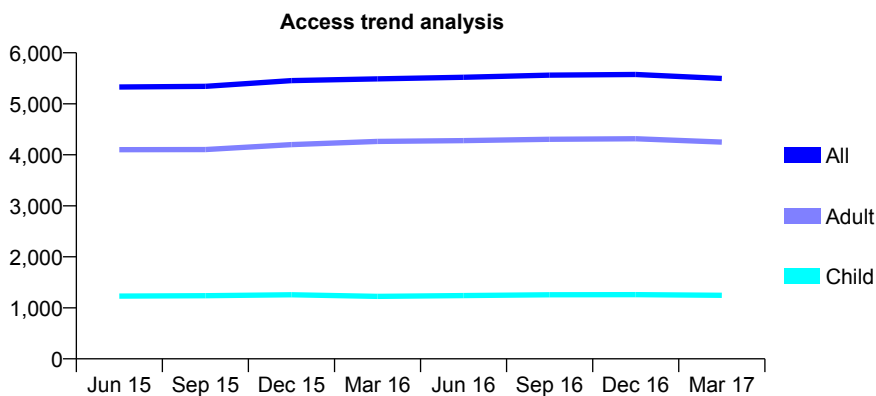
Q44 - Vital Signs At a Glance Contract Report for 143243/0003 - March 2017

Name or company name	IDH Ltd
Contract type name	GDS Contract
Purpose of contract	General
Contract start date	01/07/2008
Contract end date	

16/17 Contracted general activity (UDA)	15,700
Carry forward general activity (UDA)	275
16/17 Contracted orthodontic activity (UOA)	0
Carry forward orthodontic activity (UOA)	0
Baseline contract value	£438,391.36

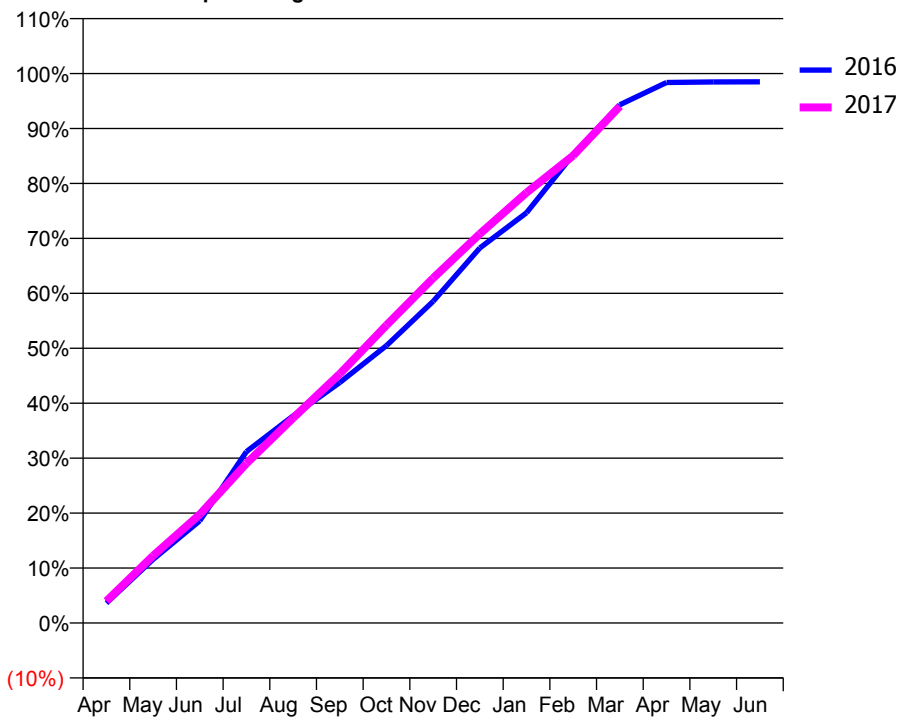
ACCESS*

Patients seen in 24 months	Total	Change since previous quarter
Quarter ending March 2016	5,489	
Quarter ending June 2016	5,520	→
Quarter ending September 2016	5,562	→
Quarter ending December 2016	5,574	→
Quarter ending March 2017	5,496	↓
Variance since March 2016	0.1%	→



ACTIVITY

Cumulative percentage of contracted UDA delivered 2016 & 2017



Month	Adjusted Scheduled Activity (UDA)	
	2016	2017
April	568	627
May	1,821	1,922
June	2,922	3,105
July	4,898	4,559
August	5,917	5,857
September	6,870	7,119
October	7,926	8,511
November	9,193	9,856
December	10,715	11,121
January	11,722	12,297
February	13,388	13,356
March	14,808	14,765
April	15,445	
May	15,458	
June	15,462	

QUALITY

	Quantity	Base Number	Contract	AT	Region	England
% of FP17s for the same patient ID Re-attending within 3 months - Children	139	2,089	6.7%	12.5%	13.3%	12.3%
% of FP17s for the same patient ID Re-attending within 3 months - Adults	998	5,681	17.6%	18.0%	17.3%	16.7%
% of FP17s for the same patient ID Re-attending between 3 & 9 months - Children	1,300	2,089	62.2%	57.1%	58.9%	57.6%
% of FP17s for the same patient ID Re-attending between 3 & 9 months - Adults	2,663	5,681	46.9%	50.6%	52.2%	50.1%
% of FP17s for Band 1 Urgent Courses	693	7,475	9.3%	9.8%	9.2%	9.1%
% of FP17s Relating to Free Repair or Replacements	93	7,475	1.2%	1.0%	1.0%	0.8%
% of FP17s Relating to Continuations	270	7,475	3.6%	1.6%	1.4%	1.2%
% of Patients satisfied with the dentistry they have received	21	21	100.0%	93.7%	93.1%	92.8%
% of Patients satisfied with the time they had to wait for an appointment	21	21	100.0%	93.0%	89.5%	88.7%

* This is based on patients treated on this contract for their most recent course of treatment. Figures in italics indicate the base number of FP17s or Patient Questionnaire responses are less than 100. N/A is shown where the base number of responses is less than 10 during the period. % is calculated as Quantity/Base number*100

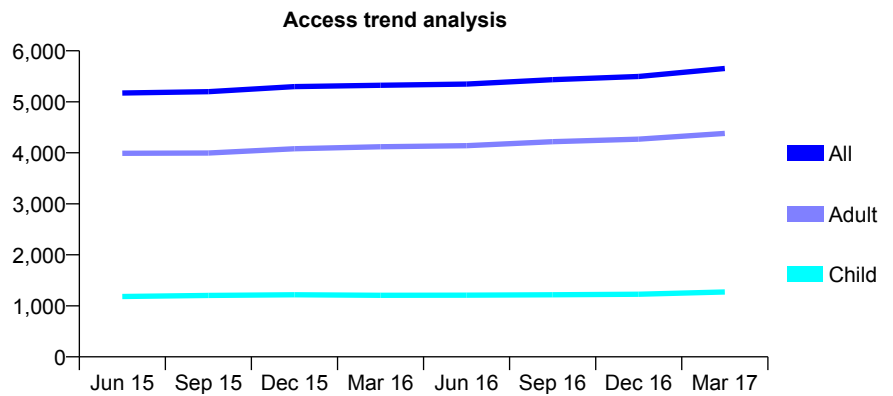
Q44 - Vital Signs At a Glance Contract Report for 143243/0004 - March 2017

Name or company name	IDH Ltd
Contract type name	GDS Contract
Purpose of contract	General
Contract start date	01/07/2008
Contract end date	

16/17 Contracted general activity (UDA)	17,095
Carry forward general activity (UDA)	24
16/17 Contracted orthodontic activity (UOA)	0
Carry forward orthodontic activity (UOA)	0
Baseline contract value	£363,675.71

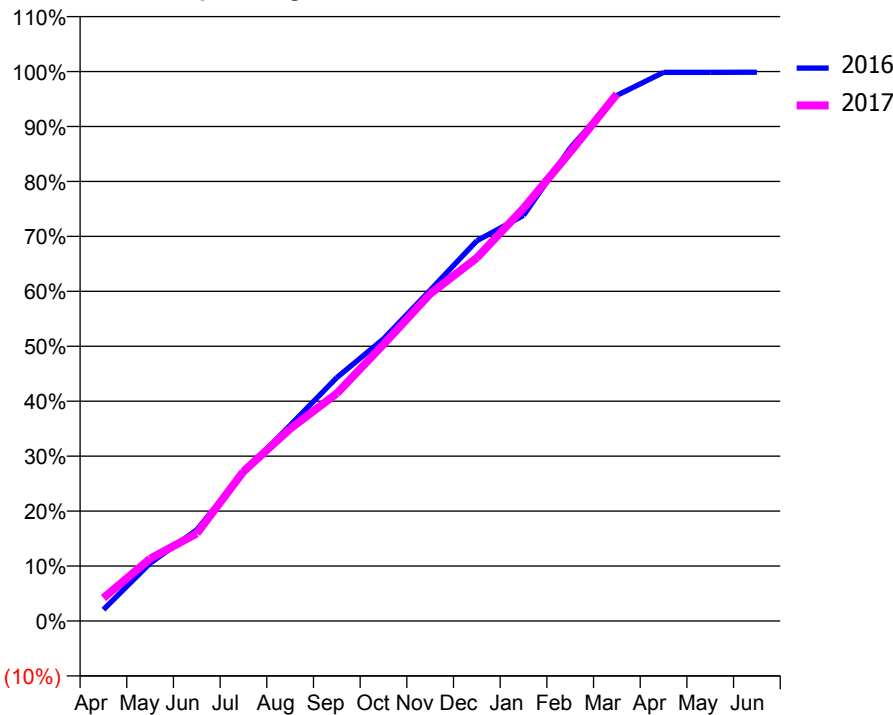
ACCESS*

Patients seen in 24 months	Total	Change since previous quarter
Quarter ending March 2016	5,325	
Quarter ending June 2016	5,349	→
Quarter ending September 2016	5,434	→
Quarter ending December 2016	5,496	→
Quarter ending March 2017	5,653	↑
Variance since March 2016	6.2%	↑



ACTIVITY

Cumulative percentage of contracted UDA delivered 2016 & 2017



Month	Adjusted Scheduled Activity (UDA)	
	2016	2017
April	355	717
May	1,797	1,940
June	2,835	2,725
July	4,612	4,652
August	6,087	5,981
September	7,572	7,081
October	8,777	8,606
November	10,291	10,177
December	11,829	11,297
January	12,616	12,842
February	14,712	14,586
March	16,351	16,395
April	17,070	
May	17,070	
June	17,071	

QUALITY

	Quantity	Base Number	Contract	AT	Region	England
% of FP17s for the same patient ID Re-attending within 3 months - Children	105	1,827	5.7%	12.5%	13.3%	12.3%
% of FP17s for the same patient ID Re-attending within 3 months - Adults	735	5,989	12.3%	18.0%	17.3%	16.7%
% of FP17s for the same patient ID Re-attending between 3 & 9 months - Children	1,002	1,827	54.8%	57.1%	58.9%	57.6%
% of FP17s for the same patient ID Re-attending between 3 & 9 months - Adults	3,221	5,989	53.8%	50.6%	52.2%	50.1%
% of FP17s for Band 1 Urgent Courses	558	7,537	7.4%	9.8%	9.2%	9.1%
% of FP17s Relating to Free Repair or Replacements	60	7,537	0.8%	1.0%	1.0%	0.8%
% of FP17s Relating to Continuations	114	7,537	1.5%	1.6%	1.4%	1.2%
% of Patients satisfied with the dentistry they have received	13	17	76.5%	93.7%	93.1%	92.8%
% of Patients satisfied with the time they had to wait for an appointment	16	17	94.1%	93.0%	89.5%	88.7%

* This is based on patients treated on this contract for their most recent course of treatment. Figures in italics indicate the base number of FP17s or Patient Questionnaire responses are less than 100. N/A is shown where the base number of responses is less than 10 during the period. % is calculated as Quantity/Base number*100

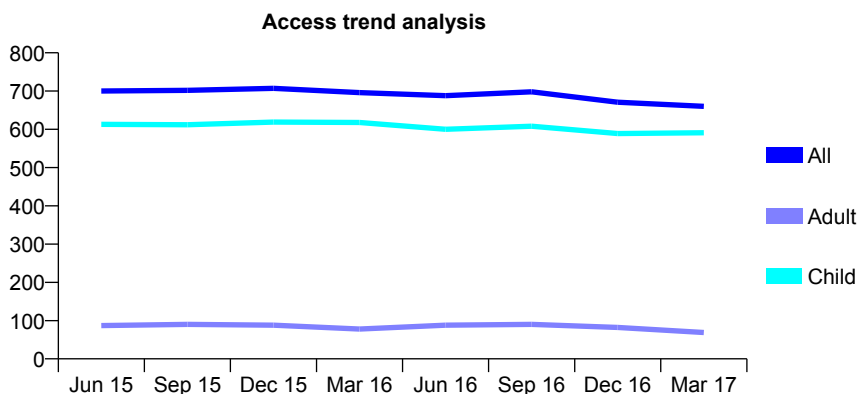
Q44 - Vital Signs At a Glance Contract Report for 144606/0001 - March 2017

Name or company name	Rock House Dental Practice
Contract type name	GDS Contract
Purpose of contract	General
Contract start date	01/11/2011
Contract end date	

16/17 Contracted general activity (UDA)	1,498
Carry forward general activity (UDA)	0
16/17 Contracted orthodontic activity (UOA)	0
Carry forward orthodontic activity (UOA)	0
Baseline contract value	£38,051.62

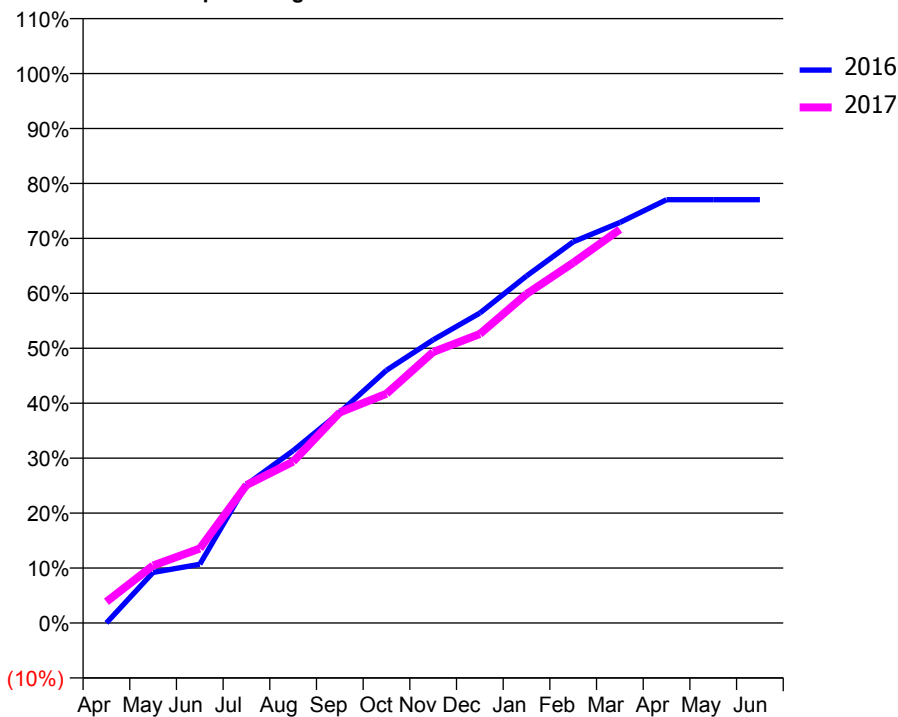
ACCESS*

Patients seen in 24 months	Total	Change since previous quarter
Quarter ending March 2016	696	
Quarter ending June 2016	688	↓
Quarter ending September 2016	698	→
Quarter ending December 2016	671	↓
Quarter ending March 2017	660	↓
Variance since March 2016	(5.2%)	↓



ACTIVITY

Cumulative percentage of contracted UDA delivered 2016 & 2017



Month	Adjusted Scheduled Activity (UDA)	
	2016	2017
April	0	58
May	138	157
June	160	203
July	377	376
August	470	440
September	574	574
October	689	625
November	772	739
December	845	788
January	946	897
February	1,039	982
March	1,092	1,073
April	1,154	
May	1,154	
June	1,154	

QUALITY

	Quantity	Base Number	Contract	AT	Region	England
% of FP17s for the same patient ID Re-attending within 3 months - Children	58	879	6.6%	12.5%	13.3%	12.3%
% of FP17s for the same patient ID Re-attending within 3 months - Adults	0	1	0.0%	18.0%	17.3%	16.7%
% of FP17s for the same patient ID Re-attending between 3 & 9 months - Children	511	879	58.1%	57.1%	58.9%	57.6%
% of FP17s for the same patient ID Re-attending between 3 & 9 months - Adults	0	1	0.0%	50.6%	52.2%	50.1%
% of FP17s for Band 1 Urgent Courses	0	832	0.0%	9.8%	9.2%	9.1%
% of FP17s Relating to Free Repair or Replacements	0	832	0.0%	1.0%	1.0%	0.8%
% of FP17s Relating to Continuations	24	832	2.9%	1.6%	1.4%	1.2%
% of Patients satisfied with the dentistry they have received	0	0	N/A	93.7%	93.1%	92.8%
% of Patients satisfied with the time they had to wait for an appointment	0	0	N/A	93.0%	89.5%	88.7%

* This is based on patients treated on this contract for their most recent course of treatment. Figures in italics indicate the base number of FP17s or Patient Questionnaire responses are less than 100. N/A is shown where the base number of responses is less than 10 during the period. % is calculated as Quantity/Base number*100

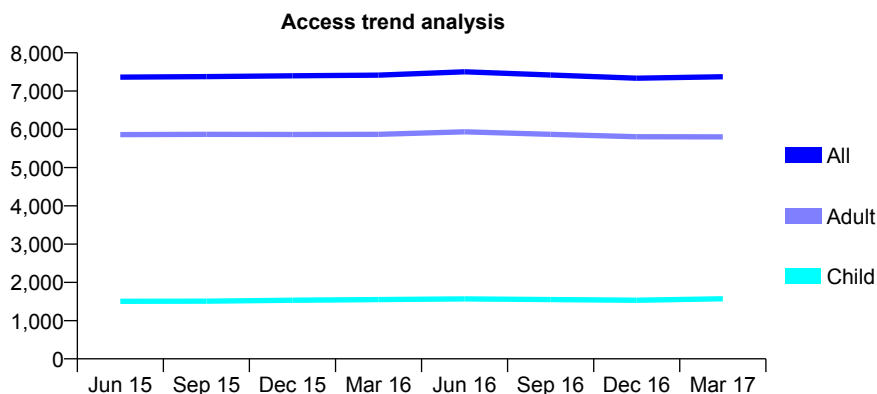
Q44 - Vital Signs At a Glance Contract Report for 144673/0001 - March 2017

Name or company name	WK Dent Limited
Contract type name	GDS Contract
Purpose of contract	General
Contract start date	01/04/2010
Contract end date	

16/17 Contracted general activity (UDA)	24,500
Carry forward general activity (UDA)	0
16/17 Contracted orthodontic activity (UOA)	0
Carry forward orthodontic activity (UOA)	0
Baseline contract value	£532,877.57

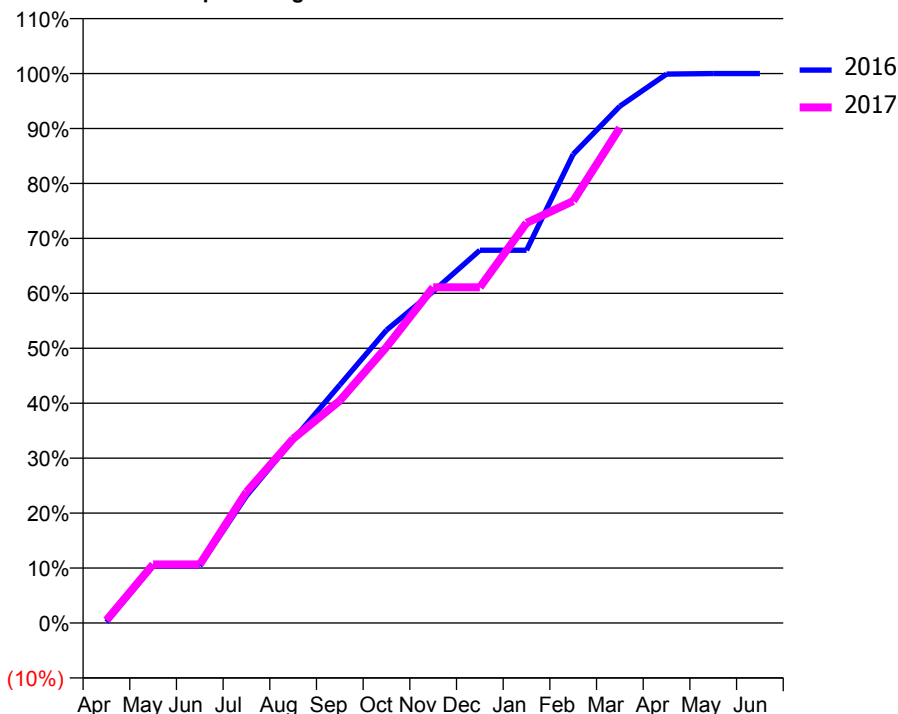
ACCESS*

Patients seen in 24 months	Total	Change since previous quarter
Quarter ending March 2016	7,417	
Quarter ending June 2016	7,503	→
Quarter ending September 2016	7,420	↓
Quarter ending December 2016	7,337	↓
Quarter ending March 2017	7,374	→
Variance since March 2016	(0.6%)	→



ACTIVITY

Cumulative percentage of contracted UDA delivered 2016 & 2017



Month	Adjusted Scheduled Activity (UDA)	
	2016	2017
April	46	122
May	2,550	2,615
June	2,550	2,615
July	5,670	5,841
August	8,171	8,214
September	10,617	9,914
October	13,057	12,307
November	14,783	14,970
December	16,618	14,970
January	16,618	17,839
February	20,898	18,816
March	23,039	22,080
April	24,475	
May	24,500	
June	24,500	

QUALITY

	Quantity	Base Number	Contract	AT	Region	England
% of FP17s for the same patient ID Re-attending within 3 months - Children	199	2,889	6.9%	12.5%	13.3%	12.3%
% of FP17s for the same patient ID Re-attending within 3 months - Adults	1,692	10,402	16.3%	18.0%	17.3%	16.7%
% of FP17s for the same patient ID Re-attending between 3 & 9 months - Children	2,099	2,889	72.7%	57.1%	58.9%	57.6%
% of FP17s for the same patient ID Re-attending between 3 & 9 months - Adults	7,176	10,402	69.0%	50.6%	52.2%	50.1%
% of FP17s for Band 1 Urgent Courses	547	12,429	4.4%	9.8%	9.2%	9.1%
% of FP17s Relating to Free Repair or Replacements	137	12,429	1.1%	1.0%	1.0%	0.8%
% of FP17s Relating to Continuations	83	12,429	0.7%	1.6%	1.4%	1.2%
% of Patients satisfied with the dentistry they have received	12	14	85.7%	93.7%	93.1%	92.8%
% of Patients satisfied with the time they had to wait for an appointment	12	14	85.7%	93.0%	89.5%	88.7%

* This is based on patients treated on this contract for their most recent course of treatment. Figures in italics indicate the base number of FP17s or Patient Questionnaire responses are less than 100. N/A is shown where the base number of responses is less than 10 during the period. % is calculated as Quantity/Base number*100

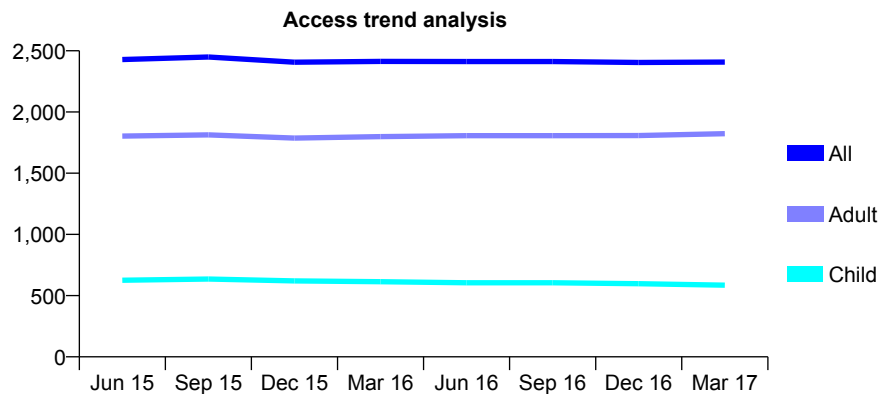
Q44 - Vital Signs At a Glance Contract Report for 145378/0001 - March 2017

Name or company name	Medinox Ltd
Contract type name	GDS Contract
Purpose of contract	General
Contract start date	01/01/2007
Contract end date	

16/17 Contracted general activity (UDA)	8,631
Carry forward general activity (UDA)	0
16/17 Contracted orthodontic activity (UOA)	0
Carry forward orthodontic activity (UOA)	0
Baseline contract value	£205,233.01

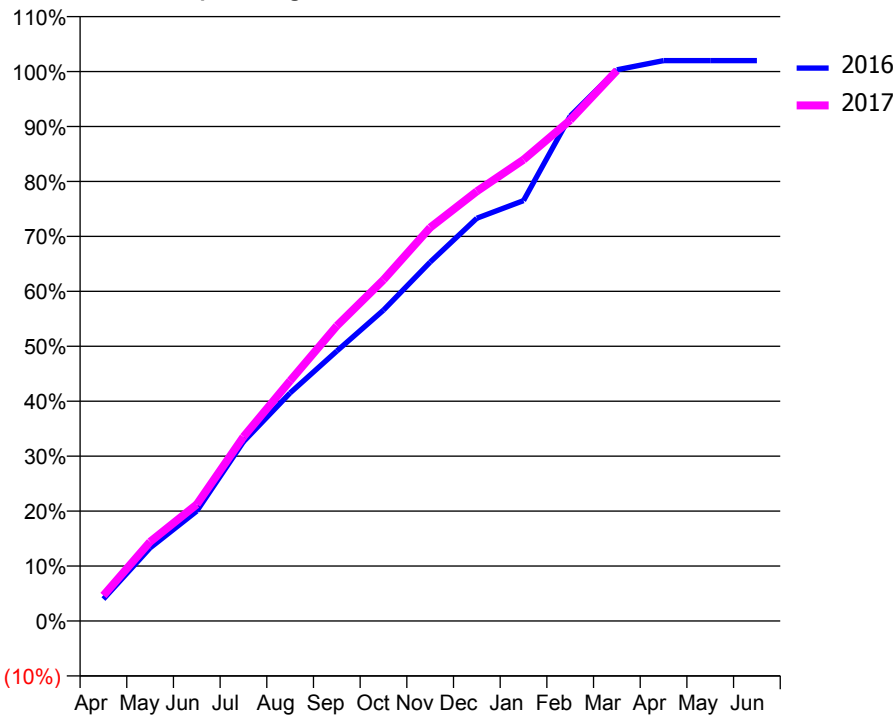
ACCESS*

Patients seen in 24 months	Total	Change since previous quarter
Quarter ending March 2016	2,413	
Quarter ending June 2016	2,412	→
Quarter ending September 2016	2,412	→
Quarter ending December 2016	2,405	→
Quarter ending March 2017	2,408	→
Variance since March 2016	(0.2%)	→



ACTIVITY

Cumulative percentage of contracted UDA delivered 2016 & 2017



Month	Adjusted Scheduled Activity (UDA)	
	2016	2017
April	345	401
May	1,148	1,244
June	1,726	1,832
July	2,816	2,894
August	3,583	3,772
September	4,240	4,636
October	4,884	5,359
November	5,637	6,179
December	6,326	6,750
January	6,603	7,246
February	7,932	7,868
March	8,658	8,647
April	8,803	
May	8,803	
June	8,803	

QUALITY

	Quantity	Base Number	Contract	AT	Region	England
% of FP17s for the same patient ID Re-attending within 3 months - Children	62	978	6.3%	12.5%	13.3%	12.3%
% of FP17s for the same patient ID Re-attending within 3 months - Adults	502	2,860	17.6%	18.0%	17.3%	16.7%
% of FP17s for the same patient ID Re-attending between 3 & 9 months - Children	675	978	69.0%	57.1%	58.9%	57.6%
% of FP17s for the same patient ID Re-attending between 3 & 9 months - Adults	1,532	2,860	53.6%	50.6%	52.2%	50.1%
% of FP17s for Band 1 Urgent Courses	175	3,768	4.6%	9.8%	9.2%	9.1%
% of FP17s Relating to Free Repair or Replacements	36	3,768	1.0%	1.0%	1.0%	0.8%
% of FP17s Relating to Continuations	115	3,768	3.1%	1.6%	1.4%	1.2%
% of Patients satisfied with the dentistry they have received	11	11	100.0%	93.7%	93.1%	92.8%
% of Patients satisfied with the time they had to wait for an appointment	11	11	100.0%	93.0%	89.5%	88.7%

* This is based on patients treated on this contract for their most recent course of treatment. Figures in italics indicate the base number of FP17s or Patient Questionnaire responses are less than 100. N/A is shown where the base number of responses is less than 10 during the period. % is calculated as Quantity/Base number*100

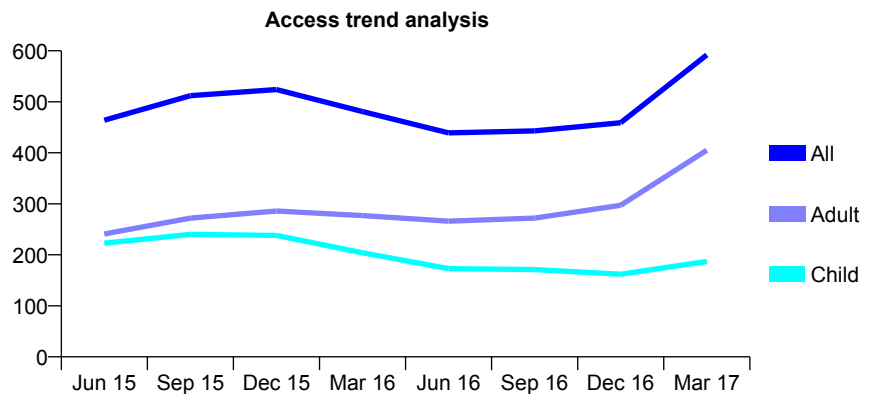
Q44 - Vital Signs At a Glance Contract Report for 146951/0001 - March 2017

Name or company name	Chester Smiles
Contract type name	GDS Contract
Purpose of contract	General
Contract start date	01/04/2014
Contract end date	

16/17 Contracted general activity (UDA)	1,400
Carry forward general activity (UDA)	32
16/17 Contracted orthodontic activity (UOA)	0
Carry forward orthodontic activity (UOA)	0
Baseline contract value	£29,579.29

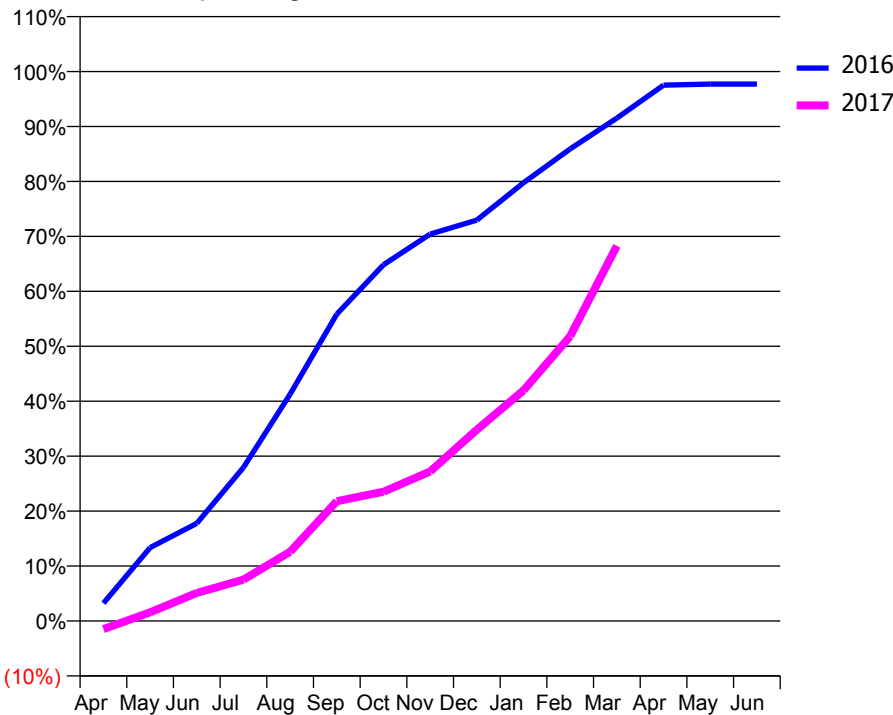
ACCESS*

Patients seen in 24 months	Total	Change since previous quarter
Quarter ending March 2016	481	
Quarter ending June 2016	439	↓
Quarter ending September 2016	443	→
Quarter ending December 2016	459	↑
Quarter ending March 2017	592	↑
Variance since March 2016	23.1%	↑



ACTIVITY

Cumulative percentage of contracted UDA delivered 2016 & 2017



Month	Adjusted Scheduled Activity (UDA)	
	2016	2017
April	45	-21
May	187	22
June	249	71
July	391	106
August	578	177
September	782	305
October	908	329
November	986	381
December	1,021	487
January	1,117	588
February	1,203	725
March	1,281	956
April	1,365	
May	1,368	
June	1,368	

QUALITY

	Quantity	Base Number	Contract	AT	Region	England
% of FP17s for the same patient ID Re-attending within 3 months - Children	15	256	5.9%	12.5%	13.3%	12.3%
% of FP17s for the same patient ID Re-attending within 3 months - Adults	48	432	11.1%	18.0%	17.3%	16.7%
% of FP17s for the same patient ID Re-attending between 3 & 9 months - Children	120	256	46.9%	57.1%	58.9%	57.6%
% of FP17s for the same patient ID Re-attending between 3 & 9 months - Adults	106	432	24.5%	50.6%	52.2%	50.1%
% of FP17s for Band 1 Urgent Courses	55	627	8.8%	9.8%	9.2%	9.1%
% of FP17s Relating to Free Repair or Replacements	0	627	0.0%	1.0%	1.0%	0.8%
% of FP17s Relating to Continuations	17	627	2.7%	1.6%	1.4%	1.2%
% of Patients satisfied with the dentistry they have received	1	1	N/A	93.7%	93.1%	92.8%
% of Patients satisfied with the time they had to wait for an appointment	1	1	N/A	93.0%	89.5%	88.7%

* This is based on patients treated on this contract for their most recent course of treatment. Figures in italics indicate the base number of FP17s or Patient Questionnaire responses are less than 100. N/A is shown where the base number of responses is less than 10 during the period. % is calculated as Quantity/Base number*100

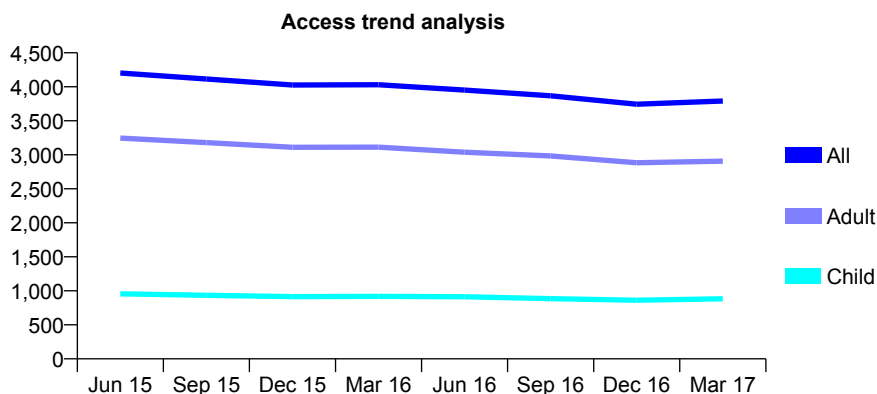
Q44 - Vital Signs At a Glance Contract Report for 146986/0001 - March 2017

Name or company name	Middlewich Street Dental Practice Ltd
Contract type name	GDS Contract
Purpose of contract	General
Contract start date	01/06/2011
Contract end date	

16/17 Contracted general activity (UDA)	12,106
Carry forward general activity (UDA)	0
16/17 Contracted orthodontic activity (UOA)	0
Carry forward orthodontic activity (UOA)	0
Baseline contract value	£342,791.31

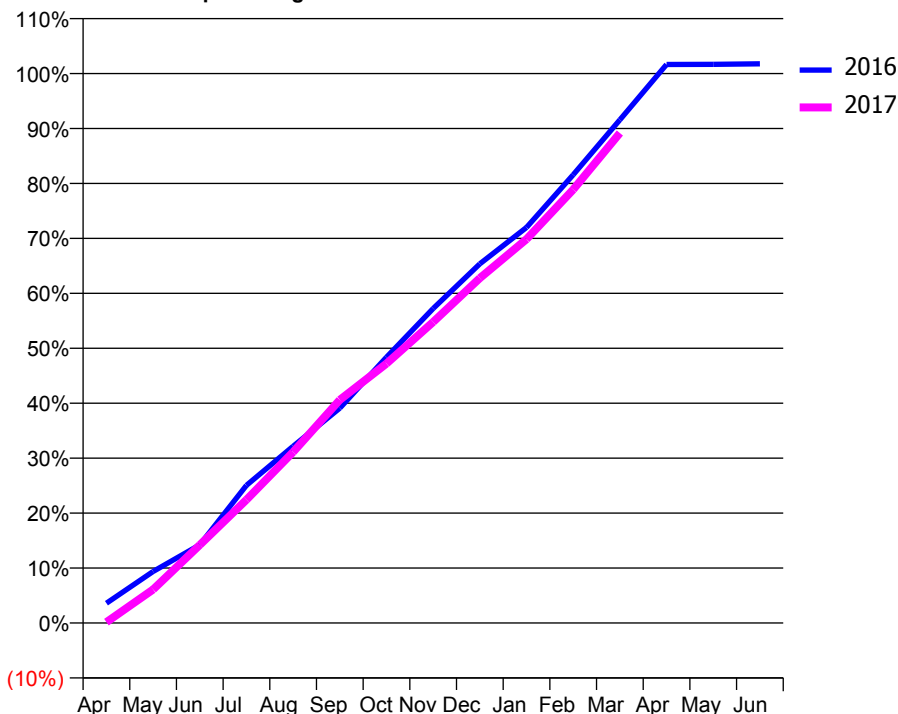
ACCESS*

Patients seen in 24 months	Total	Change since previous quarter
Quarter ending March 2016	4,030	
Quarter ending June 2016	3,951	↓
Quarter ending September 2016	3,868	↓
Quarter ending December 2016	3,745	↓
Quarter ending March 2017	3,791	→
Variance since March 2016	(5.9%)	↓



ACTIVITY

Cumulative percentage of contracted UDA delivered 2016 & 2017



Adjusted Scheduled Activity (UDA)

Month	2016	2017
April	436	19
May	1,135	738
June	1,724	1,721
July	3,033	2,717
August	3,893	3,767
September	4,734	4,917
October	5,858	5,716
November	6,930	6,632
December	7,912	7,599
January	8,714	8,455
February	9,876	9,548
March	11,086	10,795
April	12,303	
May	12,306	
June	12,319	

QUALITY

	Quantity	Base Number	Contract	AT	Region	England
% of FP17s for the same patient ID Re-attending within 3 months - Children	98	1,295	7.6%	12.5%	13.3%	12.3%
% of FP17s for the same patient ID Re-attending within 3 months - Adults	535	4,202	12.7%	18.0%	17.3%	16.7%
% of FP17s for the same patient ID Re-attending between 3 & 9 months - Children	746	1,295	57.6%	57.1%	58.9%	57.6%
% of FP17s for the same patient ID Re-attending between 3 & 9 months - Adults	2,417	4,202	57.5%	50.6%	52.2%	50.1%
% of FP17s for Band 1 Urgent Courses	300	5,062	5.9%	9.8%	9.2%	9.1%
% of FP17s Relating to Free Repair or Replacements	29	5,062	0.6%	1.0%	1.0%	0.8%
% of FP17s Relating to Continuations	57	5,062	1.1%	1.6%	1.4%	1.2%
% of Patients satisfied with the dentistry they have received	9	9	N/A	93.7%	93.1%	92.8%
% of Patients satisfied with the time they had to wait for an appointment	9	9	N/A	93.0%	89.5%	88.7%

* This is based on patients treated on this contract for their most recent course of treatment. Figures in italics indicate the base number of FP17s or Patient Questionnaire responses are less than 100. N/A is shown where the base number of responses is less than 10 during the period. % is calculated as Quantity/Base number*100

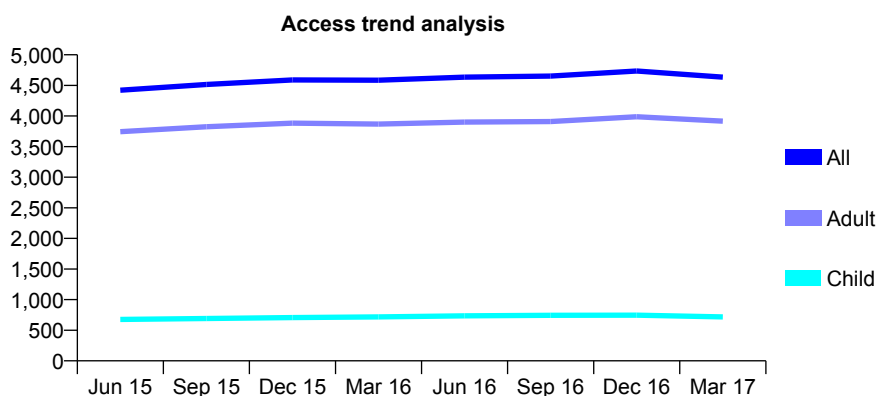
Q44 - Vital Signs At a Glance Contract Report for 147079/0001 - March 2017

Name or company name	McTooth Limited
Contract type name	GDS Contract
Purpose of contract	General
Contract start date	01/08/2010
Contract end date	

16/17 Contracted general activity (UDA)	13,128
Carry forward general activity (UDA)	0
16/17 Contracted orthodontic activity (UOA)	0
Carry forward orthodontic activity (UOA)	0
Baseline contract value	£324,636.11

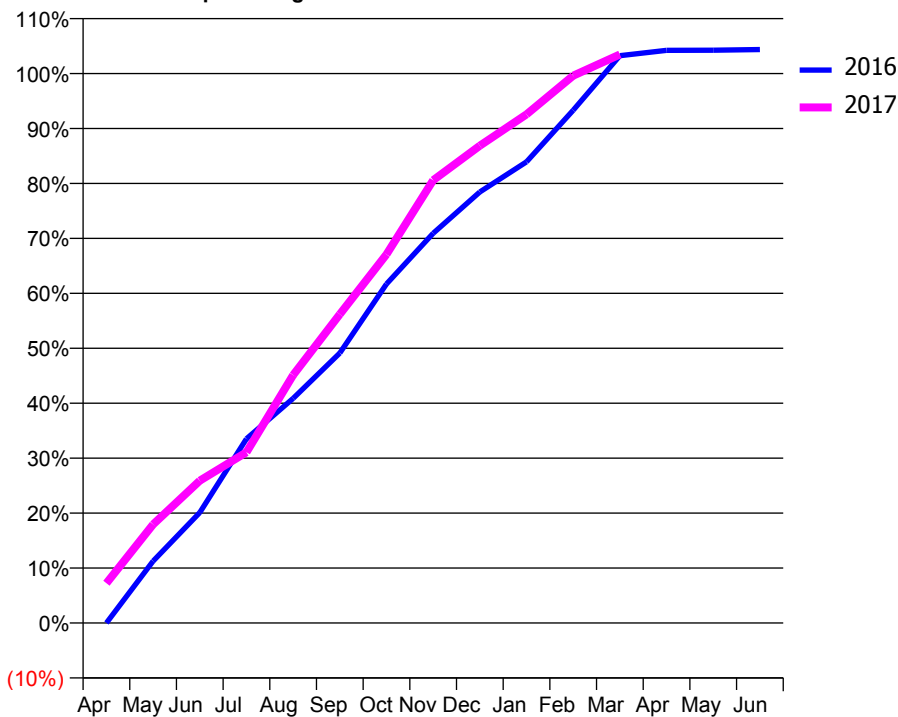
ACCESS*

Patients seen in 24 months	Total	Change since previous quarter
Quarter ending March 2016	4,586	
Quarter ending June 2016	4,636	→
Quarter ending September 2016	4,653	→
Quarter ending December 2016	4,736	→
Quarter ending March 2017	4,634	↓
Variance since March 2016	1.0%	→



ACTIVITY

Cumulative percentage of contracted UDA delivered 2016 & 2017



Month	Adjusted Scheduled Activity (UDA)	
	2016	2017
April	0	952
May	1,481	2,357
June	2,640	3,402
July	4,401	4,079
August	5,368	5,924
September	6,450	7,376
October	8,099	8,806
November	9,310	10,579
December	10,297	11,402
January	11,018	12,152
February	12,252	13,075
March	13,553	13,583
April	13,680	
May	13,684	
June	13,701	

QUALITY

	Quantity	Base Number	Contract	AT	Region	England
% of FP17s for the same patient ID Re-attending within 3 months - Children	86	960	9.0%	12.5%	13.3%	12.3%
% of FP17s for the same patient ID Re-attending within 3 months - Adults	808	5,097	15.9%	18.0%	17.3%	16.7%
% of FP17s for the same patient ID Re-attending between 3 & 9 months - Children	487	960	50.7%	57.1%	58.9%	57.6%
% of FP17s for the same patient ID Re-attending between 3 & 9 months - Adults	2,828	5,097	55.5%	50.6%	52.2%	50.1%
% of FP17s for Band 1 Urgent Courses	615	5,959	10.3%	9.8%	9.2%	9.1%
% of FP17s Relating to Free Repair or Replacements	18	5,959	0.3%	1.0%	1.0%	0.8%
% of FP17s Relating to Continuations	198	5,959	3.3%	1.6%	1.4%	1.2%
% of Patients satisfied with the dentistry they have received	20	20	100.0%	93.7%	93.1%	92.8%
% of Patients satisfied with the time they had to wait for an appointment	19	20	95.0%	93.0%	89.5%	88.7%

* This is based on patients treated on this contract for their most recent course of treatment. Figures in italics indicate the base number of FP17s or Patient Questionnaire responses are less than 100. N/A is shown where the base number of responses is less than 10 during the period. % is calculated as Quantity/Base number*100

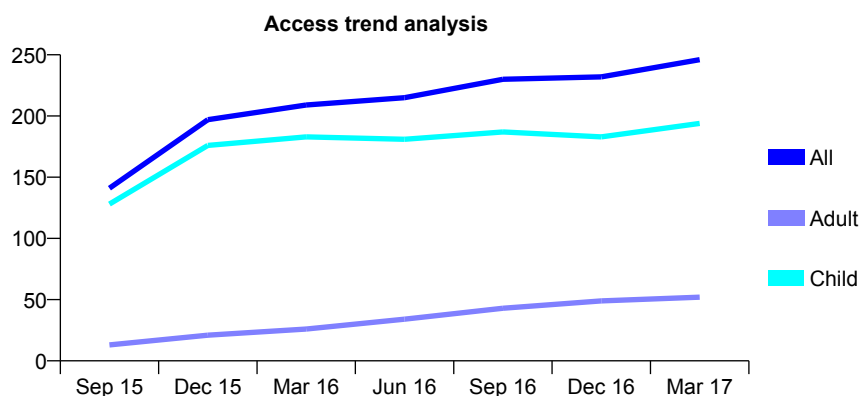
Q44 - Vital Signs At a Glance Contract Report for 148059/0001 - March 2017

Name or company name	Globe Dental Practice
Contract type name	GDS Contract
Purpose of contract	General
Contract start date	01/06/2015
Contract end date	

16/17 Contracted general activity (UDA)	1,299
Carry forward general activity (UDA)	0
16/17 Contracted orthodontic activity (UOA)	0
Carry forward orthodontic activity (UOA)	0
Baseline contract value	£30,397.24

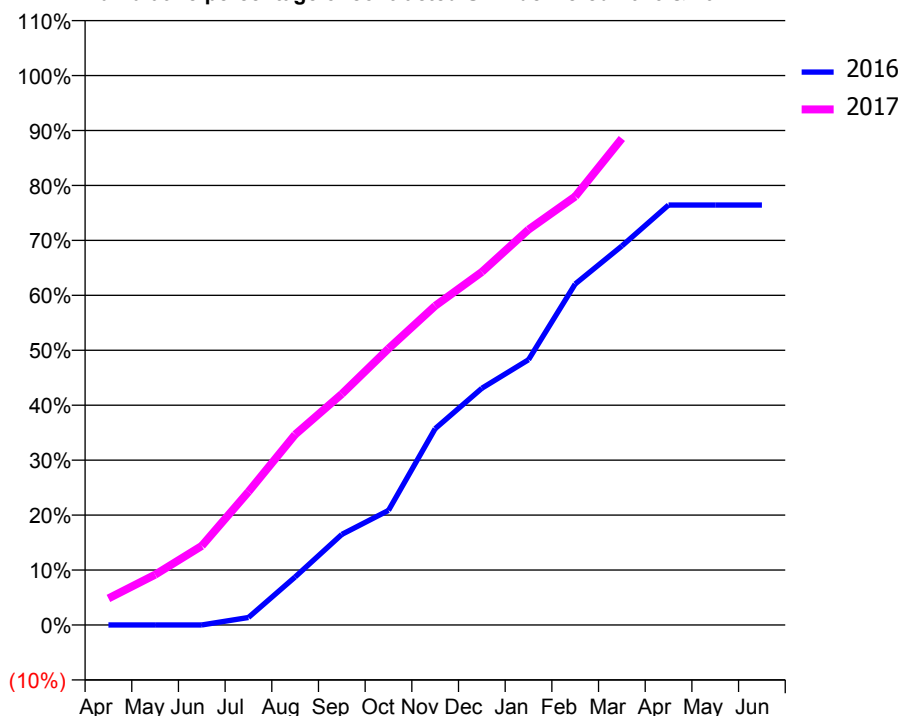
ACCESS*

Patients seen in 24 months	Total	Change since previous quarter
Quarter ending March 2016	209	
Quarter ending June 2016	215	↑
Quarter ending September 2016	230	↑
Quarter ending December 2016	232	→
Quarter ending March 2017	246	↑
Variance since March 2016	17.7%	↑



ACTIVITY

Cumulative percentage of contracted UDA delivered 2016 & 2017



Month	Adjusted Scheduled Activity (UDA)	
	2016	2017
April	0	63
May	0	119
June	0	187
July	15	315
August	96	450
September	181	546
October	229	653
November	393	755
December	474	835
January	531	935
February	682	1,013
March	758	1,150
April	840	
May	840	
June	840	

QUALITY

	Quantity	Base Number	Contract	AT	Region	England
% of FP17s for the same patient ID Re-attending within 3 months - Children	118	460	25.7%	12.5%	13.3%	12.3%
% of FP17s for the same patient ID Re-attending within 3 months - Adults	6	32	18.8%	18.0%	17.3%	16.7%
% of FP17s for the same patient ID Re-attending between 3 & 9 months - Children	233	460	50.7%	57.1%	58.9%	57.6%
% of FP17s for the same patient ID Re-attending between 3 & 9 months - Adults	18	32	56.3%	50.6%	52.2%	50.1%
% of FP17s for Band 1 Urgent Courses	5	460	1.1%	9.8%	9.2%	9.1%
% of FP17s Relating to Free Repair or Replacements	0	460	0.0%	1.0%	1.0%	0.8%
% of FP17s Relating to Continuations	0	460	0.0%	1.6%	1.4%	1.2%
% of Patients satisfied with the dentistry they have received	0	0	N/A	93.7%	93.1%	92.8%
% of Patients satisfied with the time they had to wait for an appointment	0	0	N/A	93.0%	89.5%	88.7%

* This is based on patients treated on this contract for their most recent course of treatment. Figures in italics indicate the base number of FP17s or Patient Questionnaire responses are less than 100. N/A is shown where the base number of responses is less than 10 during the period. % is calculated as Quantity/Base number*100

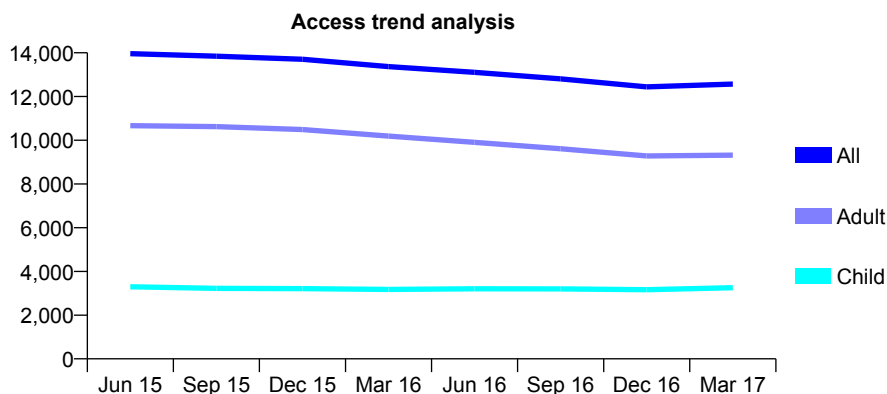
Q44 - Vital Signs At a Glance Contract Report for 150428/0001 - March 2017

Name or company name	The Parks Dental Partnership
Contract type name	GDS Contract
Purpose of contract	General
Contract start date	01/04/2011
Contract end date	

16/17 Contracted general activity (UDA)	39,868
Carry forward general activity (UDA)	0
16/17 Contracted orthodontic activity (UOA)	0
Carry forward orthodontic activity (UOA)	0
Baseline contract value	£1,192,465.98

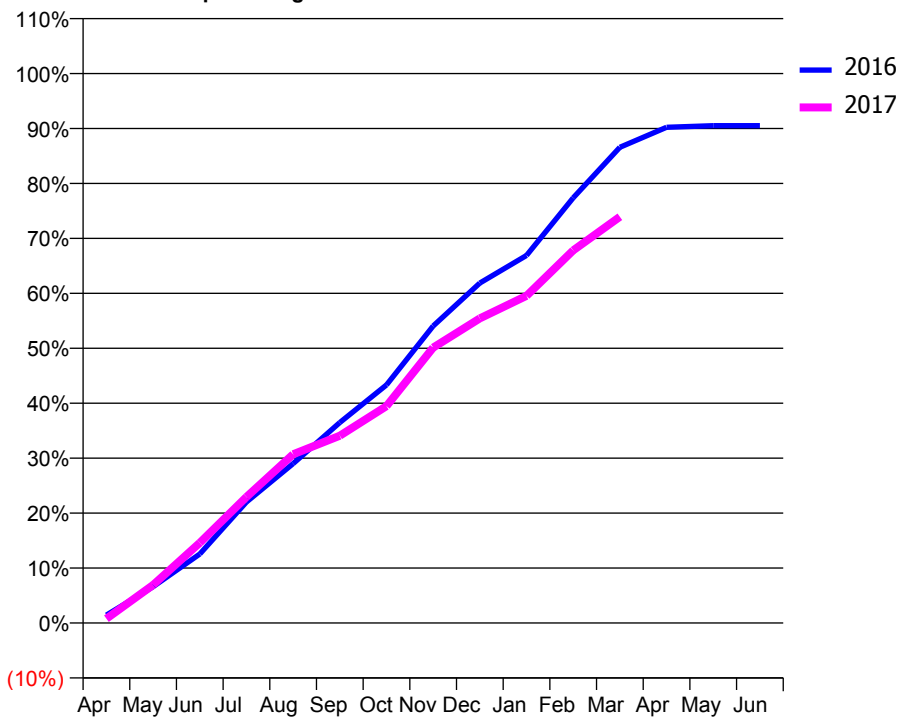
ACCESS*

Patients seen in 24 months	Total	Change since previous quarter
Quarter ending March 2016	13,367	
Quarter ending June 2016	13,108	↓
Quarter ending September 2016	12,805	↓
Quarter ending December 2016	12,444	↓
Quarter ending March 2017	12,568	→
Variance since March 2016	(6.0%)	↓



ACTIVITY

Cumulative percentage of contracted UDA delivered 2016 & 2017



Month	Adjusted Scheduled Activity (UDA)	
	2016	2017
April	578	319
May	2,633	2,765
June	5,005	5,818
July	8,779	9,150
August	11,562	12,244
September	14,543	13,583
October	17,271	15,731
November	21,546	19,987
December	24,665	22,101
January	26,664	23,733
February	30,851	27,038
March	34,513	29,472
April	35,969	
May	36,078	
June	36,078	

QUALITY

	Quantity	Base Number	Contract	AT	Region	England
% of FP17s for the same patient ID Re-attending within 3 months - Children	310	3,568	8.7%	12.5%	13.3%	12.3%
% of FP17s for the same patient ID Re-attending within 3 months - Adults	1,980	10,351	19.1%	18.0%	17.3%	16.7%
% of FP17s for the same patient ID Re-attending between 3 & 9 months - Children	1,249	3,568	35.0%	57.1%	58.9%	57.6%
% of FP17s for the same patient ID Re-attending between 3 & 9 months - Adults	3,823	10,351	36.9%	50.6%	52.2%	50.1%
% of FP17s for Band 1 Urgent Courses	1,164	11,795	9.9%	9.8%	9.2%	9.1%
% of FP17s Relating to Free Repair or Replacements	143	11,795	1.2%	1.0%	1.0%	0.8%
% of FP17s Relating to Continuations	250	11,795	2.1%	1.6%	1.4%	1.2%
% of Patients satisfied with the dentistry they have received	23	24	95.8%	93.7%	93.1%	92.8%
% of Patients satisfied with the time they had to wait for an appointment	23	24	95.8%	93.0%	89.5%	88.7%

* This is based on patients treated on this contract for their most recent course of treatment. Figures in italics indicate the base number of FP17s or Patient Questionnaire responses are less than 100. N/A is shown where the base number of responses is less than 10 during the period. % is calculated as Quantity/Base number*100

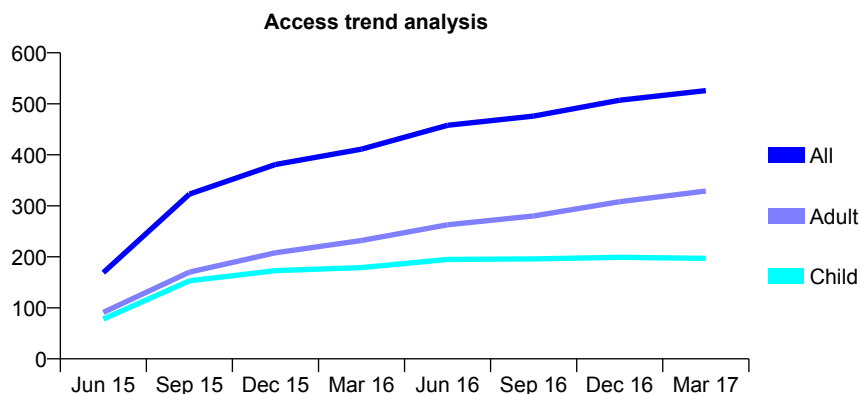
Q44 - Vital Signs At a Glance Contract Report for 150533/0001 - March 2017

Name or company name	Smiles by Design Limited
Contract type name	GDS Contract
Purpose of contract	General
Contract start date	01/04/2015
Contract end date	

16/17 Contracted general activity (UDA)	2,524
Carry forward general activity (UDA)	0
16/17 Contracted orthodontic activity (UOA)	0
Carry forward orthodontic activity (UOA)	0
Baseline contract value	£53,379.95

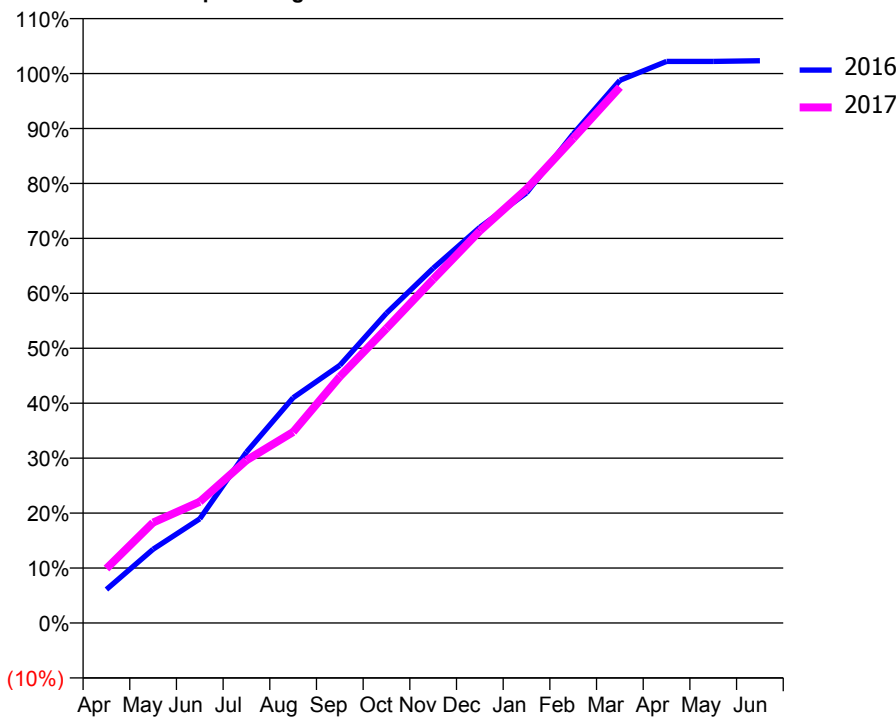
ACCESS*

Patients seen in 24 months	Total	Change since previous quarter
Quarter ending March 2016	411	
Quarter ending June 2016	458	↑
Quarter ending September 2016	476	↑
Quarter ending December 2016	507	↑
Quarter ending March 2017	526	↑
Variance since March 2016	28.0%	↑



ACTIVITY

Cumulative percentage of contracted UDA delivered 2016 & 2017



Adjusted Scheduled Activity (UDA)

Month	2016	2017
April	154	250
May	339	461
June	479	557
July	785	748
August	1,035	878
September	1,183	1,132
October	1,423	1,353
November	1,630	1,579
December	1,818	1,801
January	1,975	1,993
February	2,246	2,226
March	2,493	2,461
April	2,579	
May	2,579	
June	2,583	

QUALITY

	Quantity	Base Number	Contract	AT	Region	England
% of FP17s for the same patient ID Re-attending within 3 months - Children	22	324	6.8%	12.5%	13.3%	12.3%
% of FP17s for the same patient ID Re-attending within 3 months - Adults	146	518	28.2%	18.0%	17.3%	16.7%
% of FP17s for the same patient ID Re-attending between 3 & 9 months - Children	191	324	59.0%	57.1%	58.9%	57.6%
% of FP17s for the same patient ID Re-attending between 3 & 9 months - Adults	235	518	45.4%	50.6%	52.2%	50.1%
% of FP17s for Band 1 Urgent Courses	46	815	5.6%	9.8%	9.2%	9.1%
% of FP17s Relating to Free Repair or Replacements	1	815	0.1%	1.0%	1.0%	0.8%
% of FP17s Relating to Continuations	4	815	0.5%	1.6%	1.4%	1.2%
% of Patients satisfied with the dentistry they have received	2	2	N/A	93.7%	93.1%	92.8%
% of Patients satisfied with the time they had to wait for an appointment	2	2	N/A	93.0%	89.5%	88.7%

* This is based on patients treated on this contract for their most recent course of treatment. Figures in italics indicate the base number of FP17s or Patient Questionnaire responses are less than 100. N/A is shown where the base number of responses is less than 10 during the period. % is calculated as Quantity/Base number*100

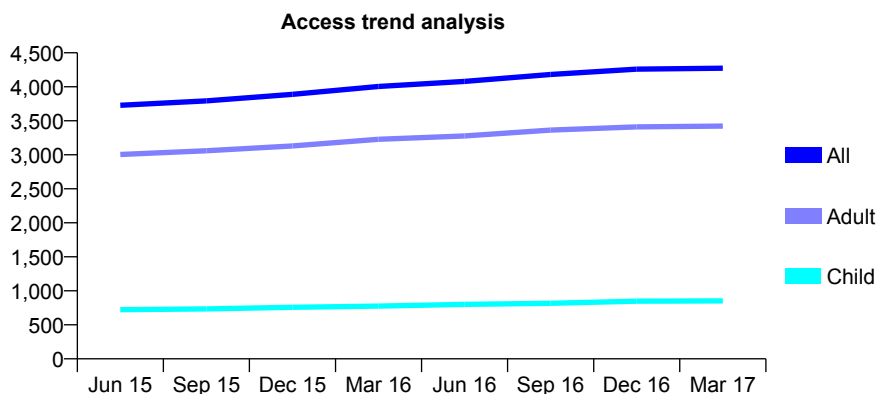
Q44 - Vital Signs At a Glance Contract Report for 150541/0001 - March 2017

Name or company name	Glenside Dental Practice
Contract type name	GDS Contract
Purpose of contract	General
Contract start date	01/04/2009
Contract end date	

16/17 Contracted general activity (UDA)	8,800
Carry forward general activity (UDA)	0
16/17 Contracted orthodontic activity (UOA)	0
Carry forward orthodontic activity (UOA)	0
Baseline contract value	£251,250.51

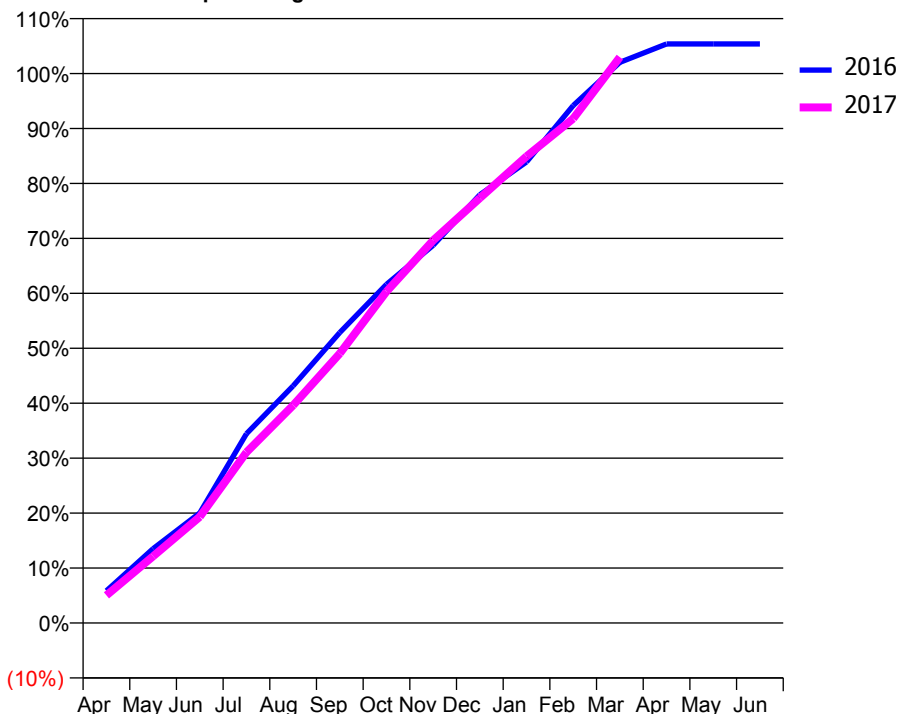
ACCESS*

Patients seen in 24 months	Total	Change since previous quarter
Quarter ending March 2016	4,004	
Quarter ending June 2016	4,079	→
Quarter ending September 2016	4,181	↑
Quarter ending December 2016	4,259	→
Quarter ending March 2017	4,274	→
Variance since March 2016	6.7%	↑



ACTIVITY

Cumulative percentage of contracted UDA delivered 2016 & 2017



Month	Adjusted Scheduled Activity (UDA)	
	2016	2017
April	517	443
May	1,190	1,069
June	1,764	1,700
July	3,031	2,734
August	3,797	3,485
September	4,652	4,317
October	5,422	5,308
November	6,048	6,129
December	6,858	6,804
January	7,383	7,474
February	8,287	8,077
March	8,978	9,062
April	9,273	
May	9,273	
June	9,273	

QUALITY

	Quantity	Base Number	Contract	AT	Region	England
% of FP17s for the same patient ID Re-attending within 3 months - Children	105	1,316	8.0%	12.5%	13.3%	12.3%
% of FP17s for the same patient ID Re-attending within 3 months - Adults	787	5,175	15.2%	18.0%	17.3%	16.7%
% of FP17s for the same patient ID Re-attending between 3 & 9 months - Children	776	1,316	59.0%	57.1%	58.9%	57.6%
% of FP17s for the same patient ID Re-attending between 3 & 9 months - Adults	2,868	5,175	55.4%	50.6%	52.2%	50.1%
% of FP17s for Band 1 Urgent Courses	738	5,069	14.6%	9.8%	9.2%	9.1%
% of FP17s Relating to Free Repair or Replacements	61	5,069	1.2%	1.0%	1.0%	0.8%
% of FP17s Relating to Continuations	6	5,069	0.1%	1.6%	1.4%	1.2%
% of Patients satisfied with the dentistry they have received	17	18	94.4%	93.7%	93.1%	92.8%
% of Patients satisfied with the time they had to wait for an appointment	18	18	100.0%	93.0%	89.5%	88.7%

* This is based on patients treated on this contract for their most recent course of treatment. Figures in italics indicate the base number of FP17s or Patient Questionnaire responses are less than 100. N/A is shown where the base number of responses is less than 10 during the period. % is calculated as Quantity/Base number*100

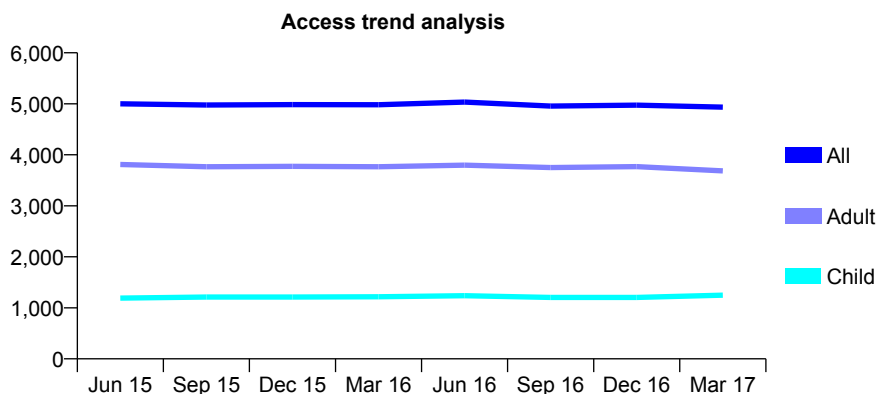
Q44 - Vital Signs At a Glance Contract Report for 151300/0001 - March 2017

Name or company name	Saltney Dental Practice
Contract type name	GDS Contract
Purpose of contract	General
Contract start date	01/04/2009
Contract end date	

16/17 Contracted general activity (UDA)	14,000
Carry forward general activity (UDA)	45
16/17 Contracted orthodontic activity (UOA)	0
Carry forward orthodontic activity (UOA)	0
Baseline contract value	£320,543.90

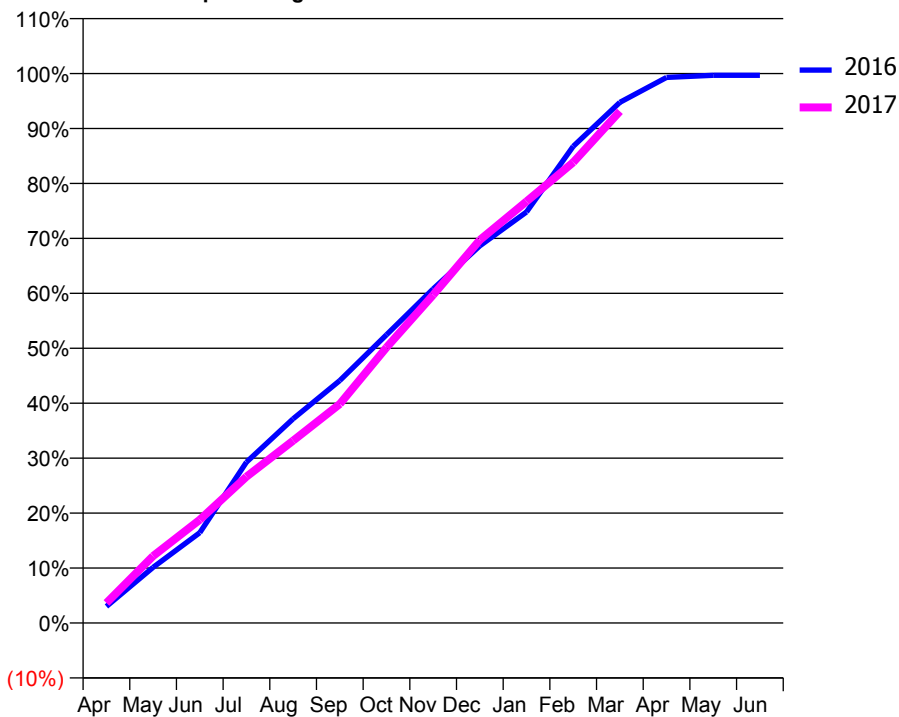
ACCESS*

Patients seen in 24 months	Total	Change since previous quarter
Quarter ending March 2016	4,981	
Quarter ending June 2016	5,034	→
Quarter ending September 2016	4,955	↓
Quarter ending December 2016	4,973	→
Quarter ending March 2017	4,934	→
Variance since March 2016	(0.9%)	→



ACTIVITY

Cumulative percentage of contracted UDA delivered 2016 & 2017



Month	Adjusted Scheduled Activity (UDA)	
	2016	2017
April	422	511
May	1,417	1,706
June	2,301	2,631
July	4,098	3,730
August	5,204	4,646
September	6,177	5,581
October	7,342	7,021
November	8,511	8,359
December	9,609	9,760
January	10,471	10,741
February	12,145	11,738
March	13,265	13,039
April	13,902	
May	13,955	
June	13,955	

QUALITY

	Quantity	Base Number	Contract	AT	Region	England
% of FP17s for the same patient ID Re-attending within 3 months - Children	129	1,645	7.8%	12.5%	13.3%	12.3%
% of FP17s for the same patient ID Re-attending within 3 months - Adults	668	4,665	14.3%	18.0%	17.3%	16.7%
% of FP17s for the same patient ID Re-attending between 3 & 9 months - Children	771	1,645	46.9%	57.1%	58.9%	57.6%
% of FP17s for the same patient ID Re-attending between 3 & 9 months - Adults	2,069	4,665	44.4%	50.6%	52.2%	50.1%
% of FP17s for Band 1 Urgent Courses	734	6,006	12.2%	9.8%	9.2%	9.1%
% of FP17s Relating to Free Repair or Replacements	31	6,006	0.5%	1.0%	1.0%	0.8%
% of FP17s Relating to Continuations	22	6,006	0.4%	1.6%	1.4%	1.2%
% of Patients satisfied with the dentistry they have received	18	19	94.7%	93.7%	93.1%	92.8%
% of Patients satisfied with the time they had to wait for an appointment	19	19	100.0%	93.0%	89.5%	88.7%

* This is based on patients treated on this contract for their most recent course of treatment. Figures in italics indicate the base number of FP17s or Patient Questionnaire responses are less than 100. N/A is shown where the base number of responses is less than 10 during the period. % is calculated as Quantity/Base number*100

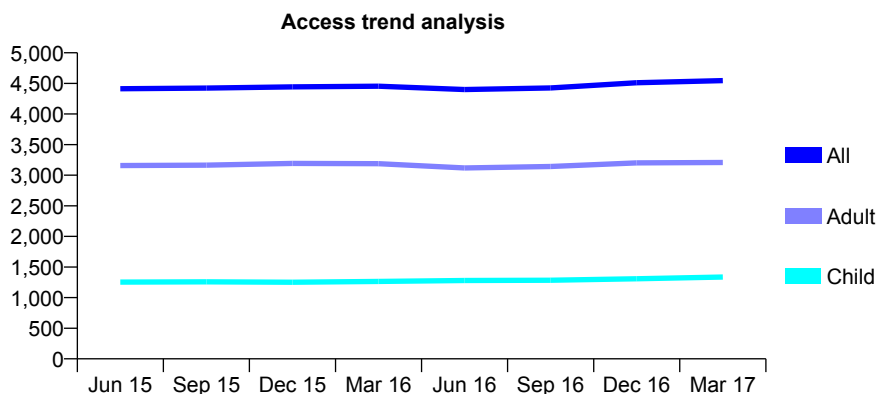
Q44 - Vital Signs At a Glance Contract Report for 151718/0001 - March 2017

Name or company name	Xeon Smiles UK Ltd
Contract type name	PDS Contract
Purpose of contract	General
Contract start date	01/04/2009
Contract end date	31/03/2020

16/17 Contracted general activity (UDA)	12,000
Carry forward general activity (UDA)	0
16/17 Contracted orthodontic activity (UOA)	0
Carry forward orthodontic activity (UOA)	0
Baseline contract value	£282,951.57

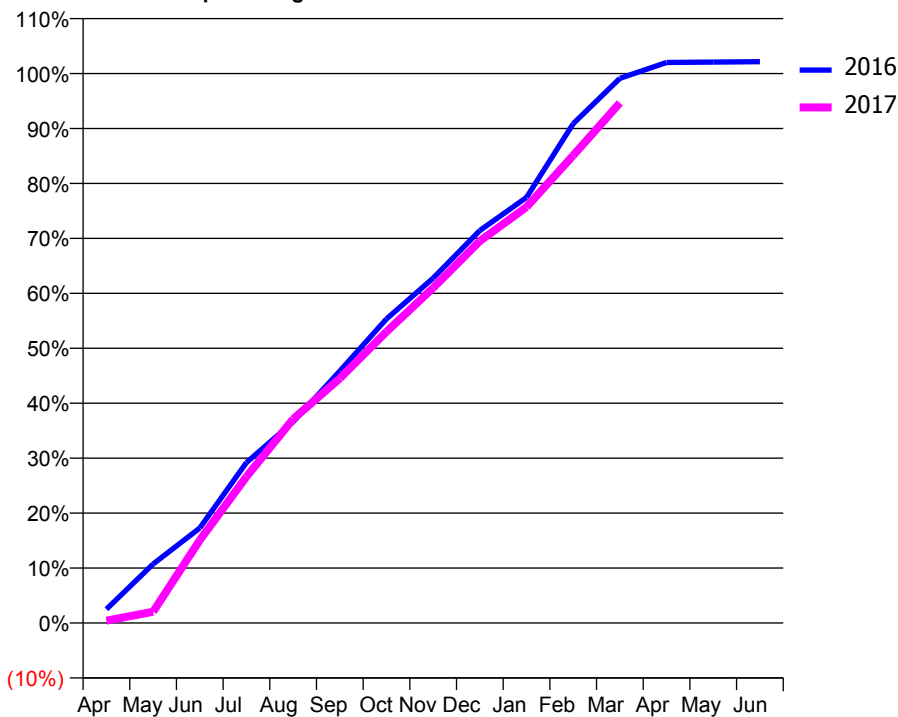
ACCESS*

Patients seen in 24 months	Total	Change since previous quarter
Quarter ending March 2016	4,454	
Quarter ending June 2016	4,399	↓
Quarter ending September 2016	4,427	→
Quarter ending December 2016	4,511	→
Quarter ending March 2017	4,545	→
Variance since March 2016	2.0%	↑



ACTIVITY

Cumulative percentage of contracted UDA delivered 2016 & 2017



Month	Adjusted Scheduled Activity (UDA)	
	2016	2017
April	301	50
May	1,289	247
June	2,074	1,811
July	3,504	3,195
August	4,391	4,453
September	5,502	5,341
October	6,642	6,362
November	7,531	7,321
December	8,573	8,340
January	9,295	9,084
February	10,904	10,212
March	11,893	11,359
April	12,241	
May	12,249	
June	12,258	

QUALITY

	Quantity	Base Number	Contract	AT	Region	England
% of FP17s for the same patient ID Re-attending within 3 months - Children	165	2,154	7.7%	12.5%	13.3%	12.3%
% of FP17s for the same patient ID Re-attending within 3 months - Adults	651	4,431	14.7%	18.0%	17.3%	16.7%
% of FP17s for the same patient ID Re-attending between 3 & 9 months - Children	1,410	2,154	65.5%	57.1%	58.9%	57.6%
% of FP17s for the same patient ID Re-attending between 3 & 9 months - Adults	2,302	4,431	52.0%	50.6%	52.2%	50.1%
% of FP17s for Band 1 Urgent Courses	421	6,357	6.6%	9.8%	9.2%	9.1%
% of FP17s Relating to Free Repair or Replacements	55	6,357	0.9%	1.0%	1.0%	0.8%
% of FP17s Relating to Continuations	92	6,357	1.4%	1.6%	1.4%	1.2%
% of Patients satisfied with the dentistry they have received	15	15	100.0%	93.7%	93.1%	92.8%
% of Patients satisfied with the time they had to wait for an appointment	14	15	93.3%	93.0%	89.5%	88.7%

* This is based on patients treated on this contract for their most recent course of treatment. Figures in italics indicate the base number of FP17s or Patient Questionnaire responses are less than 100. N/A is shown where the base number of responses is less than 10 during the period. % is calculated as Quantity/Base number*100

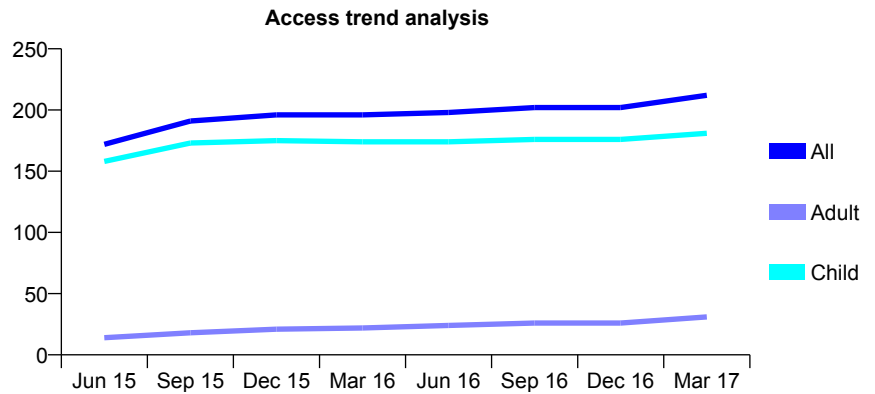
Q44 - Vital Signs At a Glance Contract Report for 151955/0001 - March 2017

Name or company name	Redcliffe Dental Practice
Contract type name	GDS Contract
Purpose of contract	General
Contract start date	01/08/2014
Contract end date	

16/17 Contracted general activity (UDA)	500
Carry forward general activity (UDA)	0
16/17 Contracted orthodontic activity (UOA)	0
Carry forward orthodontic activity (UOA)	0
Baseline contract value	£13,371.65

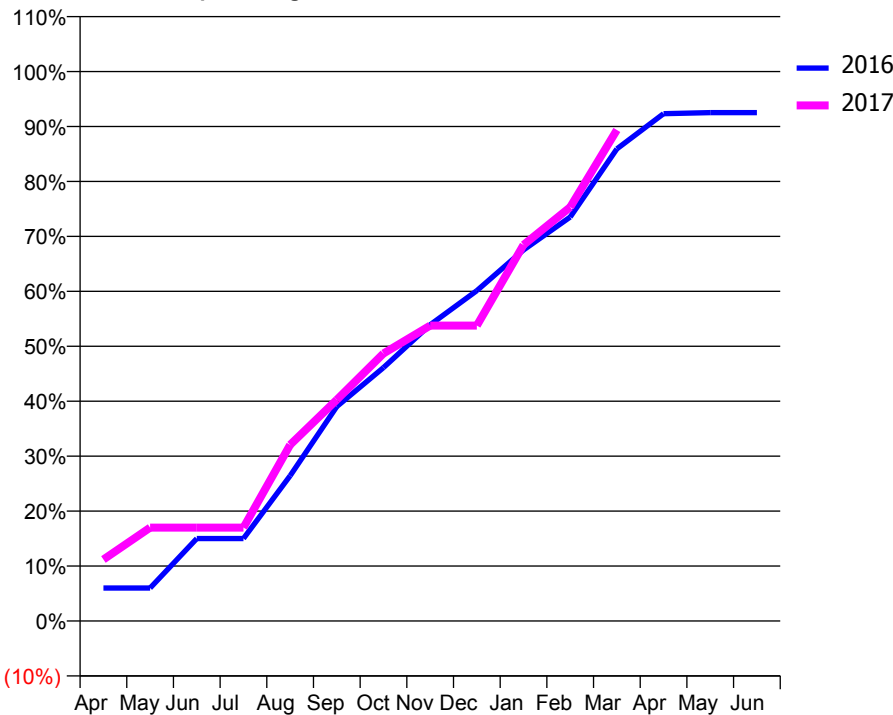
ACCESS*

Patients seen in 24 months	Total	Change since previous quarter
Quarter ending March 2016	196	
Quarter ending June 2016	198	→
Quarter ending September 2016	202	↑
Quarter ending December 2016	202	→
Quarter ending March 2017	212	↑
Variance since March 2016	8.2%	↑



ACTIVITY

Cumulative percentage of contracted UDA delivered 2016 & 2017



Month	Adjusted Scheduled Activity (UDA)	
	2016	2017
April	30	56
May	30	85
June	75	85
July	75	85
August	132	160
September	195	201
October	231	243
November	270	269
December	301	269
January	338	342
February	368	377
March	430	447
April	462	
May	463	
June	463	

QUALITY

	Quantity	Base Number	Contract	AT	Region	England
% of FP17s for the same patient ID Re-attending within 3 months - Children	28	317	8.8%	12.5%	13.3%	12.3%
% of FP17s for the same patient ID Re-attending within 3 months - Adults	0	6	0.0%	18.0%	17.3%	16.7%
% of FP17s for the same patient ID Re-attending between 3 & 9 months - Children	213	317	67.2%	57.1%	58.9%	57.6%
% of FP17s for the same patient ID Re-attending between 3 & 9 months - Adults	4	6	66.7%	50.6%	52.2%	50.1%
% of FP17s for Band 1 Urgent Courses	9	307	2.9%	9.8%	9.2%	9.1%
% of FP17s Relating to Free Repair or Replacements	0	307	0.0%	1.0%	1.0%	0.8%
% of FP17s Relating to Continuations	0	307	0.0%	1.6%	1.4%	1.2%
% of Patients satisfied with the dentistry they have received	2	2	N/A	93.7%	93.1%	92.8%
% of Patients satisfied with the time they had to wait for an appointment	2	2	N/A	93.0%	89.5%	88.7%

* This is based on patients treated on this contract for their most recent course of treatment. Figures in italics indicate the base number of FP17s or Patient Questionnaire responses are less than 100. N/A is shown where the base number of responses is less than 10 during the period. % is calculated as Quantity/Base number*100

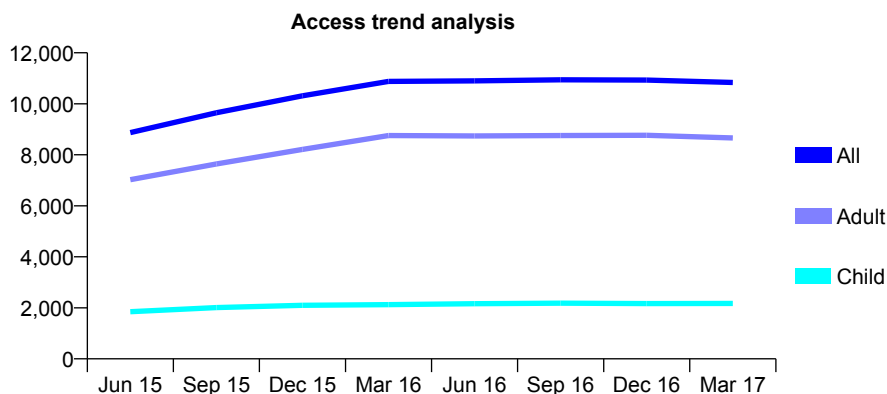
Q44 - Vital Signs At a Glance Contract Report for 152528/0001 - March 2017

Name or company name	Northgate Dental Health
Contract type name	GDS Contract
Purpose of contract	General
Contract start date	01/04/2014
Contract end date	

16/17 Contracted general activity (UDA)	30,330
Carry forward general activity (UDA)	0
16/17 Contracted orthodontic activity (UOA)	0
Carry forward orthodontic activity (UOA)	0
Baseline contract value	£715,252.23

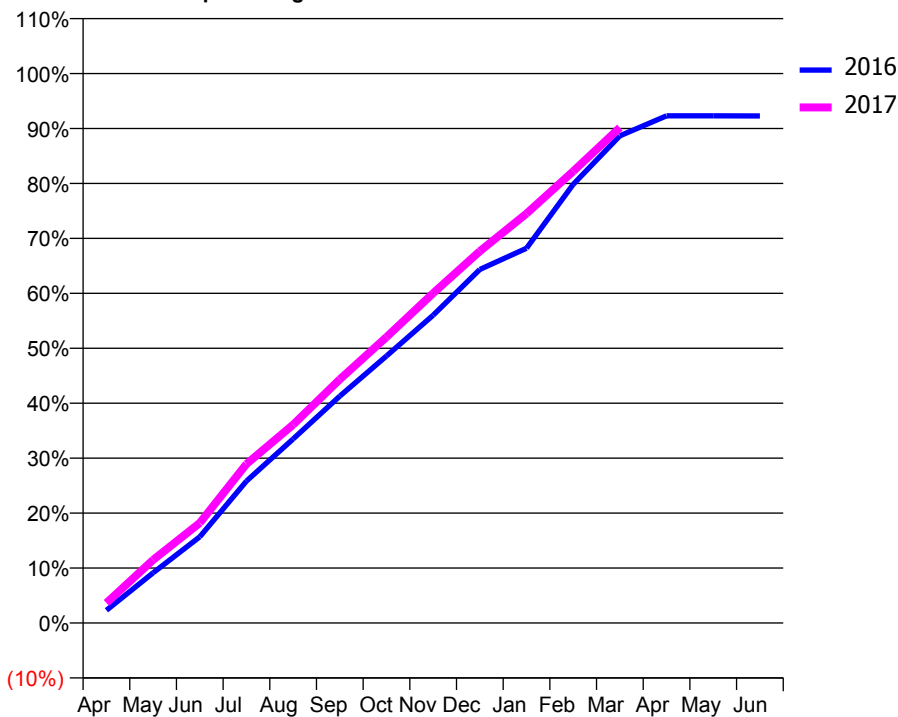
ACCESS*

Patients seen in 24 months	Total	Change since previous quarter
Quarter ending March 2016	10,881	
Quarter ending June 2016	10,901	→
Quarter ending September 2016	10,939	→
Quarter ending December 2016	10,933	→
Quarter ending March 2017	10,839	→
Variance since March 2016	(0.4%)	→



ACTIVITY

Cumulative percentage of contracted UDA delivered 2016 & 2017



Month	Adjusted Scheduled Activity (UDA)	
	2016	2017
April	700	1,107
May	2,772	3,486
June	4,757	5,524
July	7,834	8,777
August	10,164	10,949
September	12,526	13,448
October	14,735	15,782
November	16,988	18,204
December	19,517	20,526
January	20,687	22,598
February	24,213	24,932
March	26,890	27,350
April	27,994	
May	27,991	
June	27,988	

QUALITY

	Quantity	Base Number	Contract	AT	Region	England
% of FP17s for the same patient ID Re-attending within 3 months - Children	250	3,129	8.0%	12.5%	13.3%	12.3%
% of FP17s for the same patient ID Re-attending within 3 months - Adults	2,015	11,300	17.8%	18.0%	17.3%	16.7%
% of FP17s for the same patient ID Re-attending between 3 & 9 months - Children	1,743	3,129	55.7%	57.1%	58.9%	57.6%
% of FP17s for the same patient ID Re-attending between 3 & 9 months - Adults	4,957	11,300	43.9%	50.6%	52.2%	50.1%
% of FP17s for Band 1 Urgent Courses	1,918	13,970	13.7%	9.8%	9.2%	9.1%
% of FP17s Relating to Free Repair or Replacements	121	13,970	0.9%	1.0%	1.0%	0.8%
% of FP17s Relating to Continuations	276	13,970	2.0%	1.6%	1.4%	1.2%
% of Patients satisfied with the dentistry they have received	21	21	100.0%	93.7%	93.1%	92.8%
% of Patients satisfied with the time they had to wait for an appointment	20	21	95.2%	93.0%	89.5%	88.7%

* This is based on patients treated on this contract for their most recent course of treatment. Figures in italics indicate the base number of FP17s or Patient Questionnaire responses are less than 100. N/A is shown where the base number of responses is less than 10 during the period. % is calculated as Quantity/Base number*100

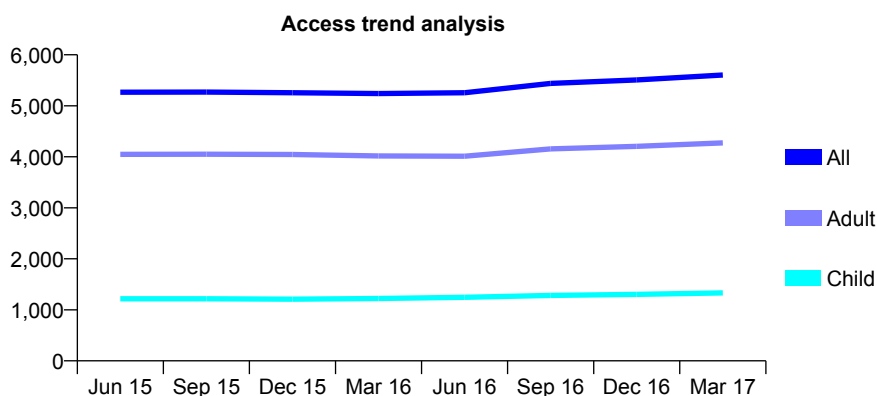
Q44 - Vital Signs At a Glance Contract Report for 152730/0001 - March 2017

Name or company name	PJS CARE LTD
Contract type name	GDS Contract
Purpose of contract	General
Contract start date	01/04/2011
Contract end date	

16/17 Contracted general activity (UDA)	15,554
Carry forward general activity (UDA)	261
16/17 Contracted orthodontic activity (UOA)	0
Carry forward orthodontic activity (UOA)	0
Baseline contract value	£426,185.74

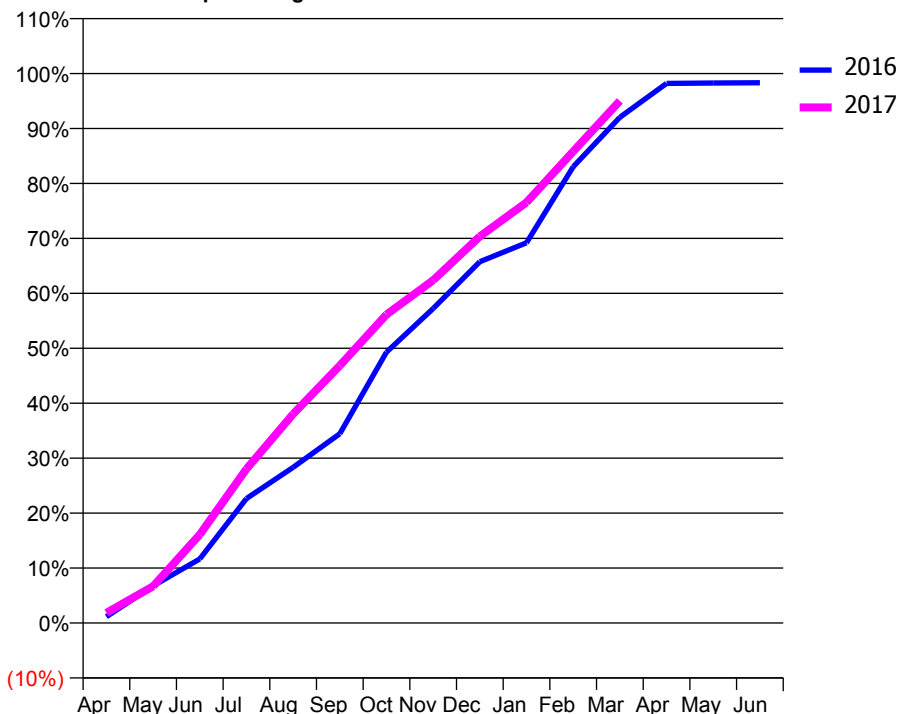
ACCESS*

Patients seen in 24 months	Total	Change since previous quarter
Quarter ending March 2016	5,240	
Quarter ending June 2016	5,256	→
Quarter ending September 2016	5,439	↑
Quarter ending December 2016	5,507	→
Quarter ending March 2017	5,603	→
Variance since March 2016	6.9%	↑



ACTIVITY

Cumulative percentage of contracted UDA delivered 2016 & 2017



Month	Adjusted Scheduled Activity (UDA)	
	2016	2017
April	178	289
May	1,052	1,041
June	1,815	2,505
July	3,522	4,361
August	4,408	5,918
September	5,357	7,288
October	7,667	8,730
November	8,900	9,701
December	10,227	10,946
January	10,762	11,906
February	12,914	13,350
March	14,315	14,778
April	15,272	
May	15,285	
June	15,293	

QUALITY

	Quantity	Base Number	Contract	AT	Region	England
% of FP17s for the same patient ID Re-attending within 3 months - Children	231	2,328	9.9%	12.5%	13.3%	12.3%
% of FP17s for the same patient ID Re-attending within 3 months - Adults	1,033	5,925	17.4%	18.0%	17.3%	16.7%
% of FP17s for the same patient ID Re-attending between 3 & 9 months - Children	1,352	2,328	58.1%	57.1%	58.9%	57.6%
% of FP17s for the same patient ID Re-attending between 3 & 9 months - Adults	2,756	5,925	46.5%	50.6%	52.2%	50.1%
% of FP17s for Band 1 Urgent Courses	684	7,214	9.5%	9.8%	9.2%	9.1%
% of FP17s Relating to Free Repair or Replacements	81	7,214	1.1%	1.0%	1.0%	0.8%
% of FP17s Relating to Continuations	110	7,214	1.5%	1.6%	1.4%	1.2%
% of Patients satisfied with the dentistry they have received	8	8	N/A	93.7%	93.1%	92.8%
% of Patients satisfied with the time they had to wait for an appointment	8	8	N/A	93.0%	89.5%	88.7%

* This is based on patients treated on this contract for their most recent course of treatment. Figures in italics indicate the base number of FP17s or Patient Questionnaire responses are less than 100. N/A is shown where the base number of responses is less than 10 during the period. % is calculated as Quantity/Base number*100

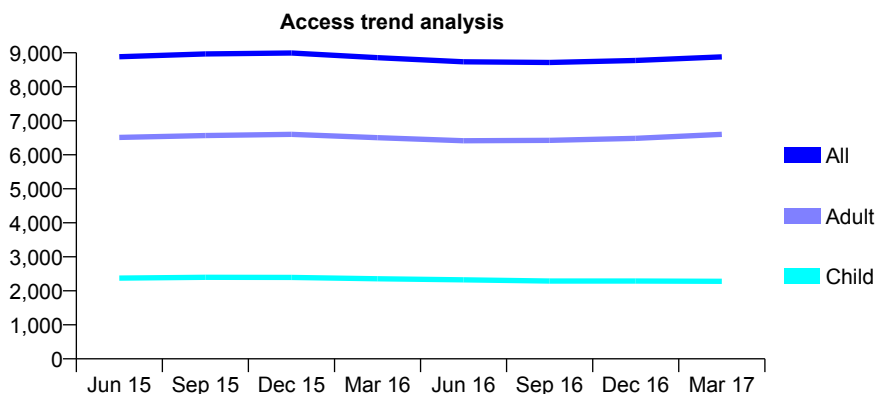
Q44 - Vital Signs At a Glance Contract Report for 152730/0002 - March 2017

Name or company name	PJS CARE LTD
Contract type name	GDS Contract
Purpose of contract	General
Contract start date	01/04/2011
Contract end date	

16/17 Contracted general activity (UDA)	26,924
Carry forward general activity (UDA)	632
16/17 Contracted orthodontic activity (UOA)	0
Carry forward orthodontic activity (UOA)	0
Baseline contract value	£825,310.90

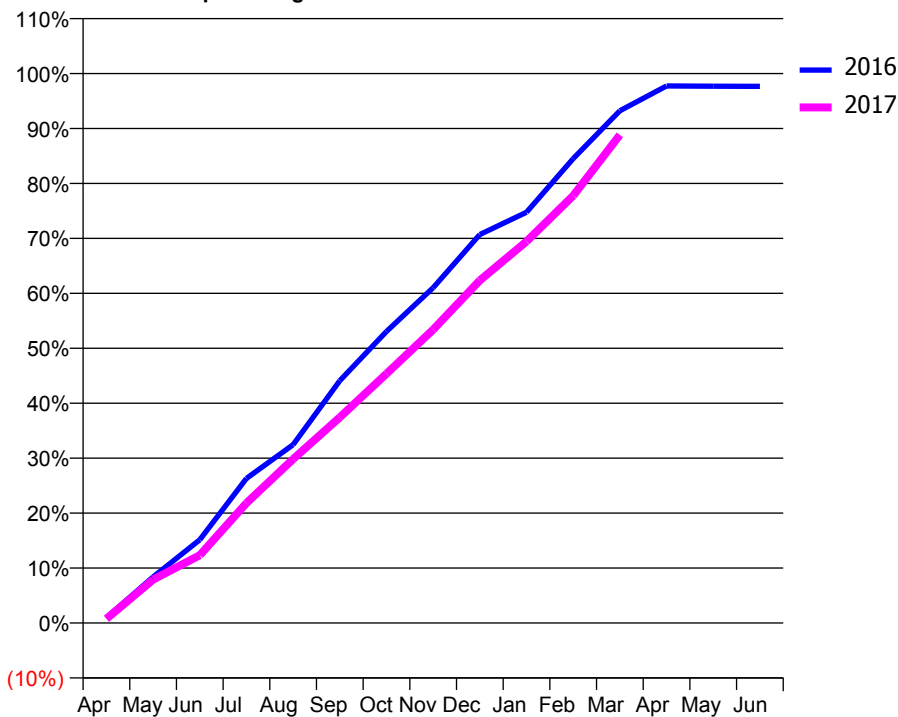
ACCESS*

Patients seen in 24 months	Total	Change since previous quarter
Quarter ending March 2016	8,858	
Quarter ending June 2016	8,736	↓
Quarter ending September 2016	8,714	→
Quarter ending December 2016	8,773	→
Quarter ending March 2017	8,882	→
Variance since March 2016	0.3%	→



ACTIVITY

Cumulative percentage of contracted UDA delivered 2016 & 2017



Month	Adjusted Scheduled Activity (UDA)	
	2016	2017
April	266	205
May	2,256	2,124
June	4,083	3,322
July	7,085	5,874
August	8,738	8,035
September	11,872	10,081
October	14,284	12,217
November	16,432	14,379
December	19,037	16,786
January	20,128	18,697
February	22,756	20,937
March	25,100	23,918
April	26,315	
May	26,300	
June	26,292	

QUALITY

	Quantity	Base Number	Contract	AT	Region	England
% of FP17s for the same patient ID Re-attending within 3 months - Children	316	3,160	10.0%	12.5%	13.3%	12.3%
% of FP17s for the same patient ID Re-attending within 3 months - Adults	1,632	8,486	19.2%	18.0%	17.3%	16.7%
% of FP17s for the same patient ID Re-attending between 3 & 9 months - Children	1,416	3,160	44.8%	57.1%	58.9%	57.6%
% of FP17s for the same patient ID Re-attending between 3 & 9 months - Adults	3,444	8,486	40.6%	50.6%	52.2%	50.1%
% of FP17s for Band 1 Urgent Courses	1,392	10,595	13.1%	9.8%	9.2%	9.1%
% of FP17s Relating to Free Repair or Replacements	124	10,595	1.2%	1.0%	1.0%	0.8%
% of FP17s Relating to Continuations	81	10,595	0.8%	1.6%	1.4%	1.2%
% of Patients satisfied with the dentistry they have received	18	18	100.0%	93.7%	93.1%	92.8%
% of Patients satisfied with the time they had to wait for an appointment	16	18	88.9%	93.0%	89.5%	88.7%

* This is based on patients treated on this contract for their most recent course of treatment. Figures in italics indicate the base number of FP17s or Patient Questionnaire responses are less than 100. N/A is shown where the base number of responses is less than 10 during the period. % is calculated as Quantity/Base number*100

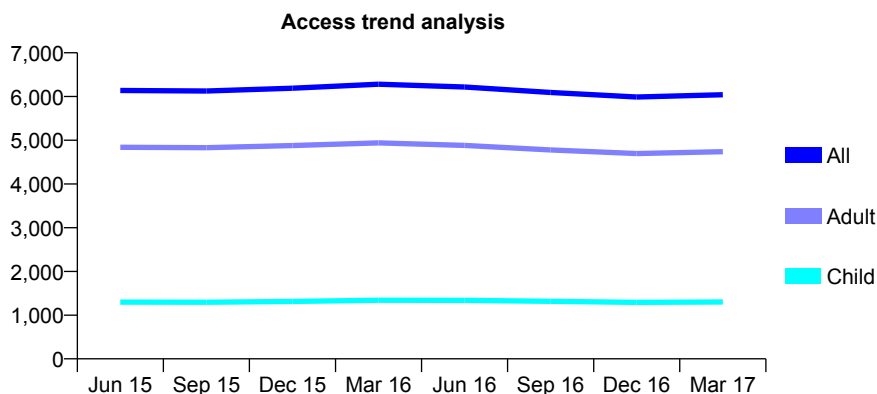
Q44 - Vital Signs At a Glance Contract Report for 156558/0001 - March 2017

Name or company name	Wentworth Practice Ltd
Contract type name	GDS Contract
Purpose of contract	General
Contract start date	12/07/2008
Contract end date	

16/17 Contracted general activity (UDA)	17,605
Carry forward general activity (UDA)	0
16/17 Contracted orthodontic activity (UOA)	0
Carry forward orthodontic activity (UOA)	0
Baseline contract value	£457,299.84

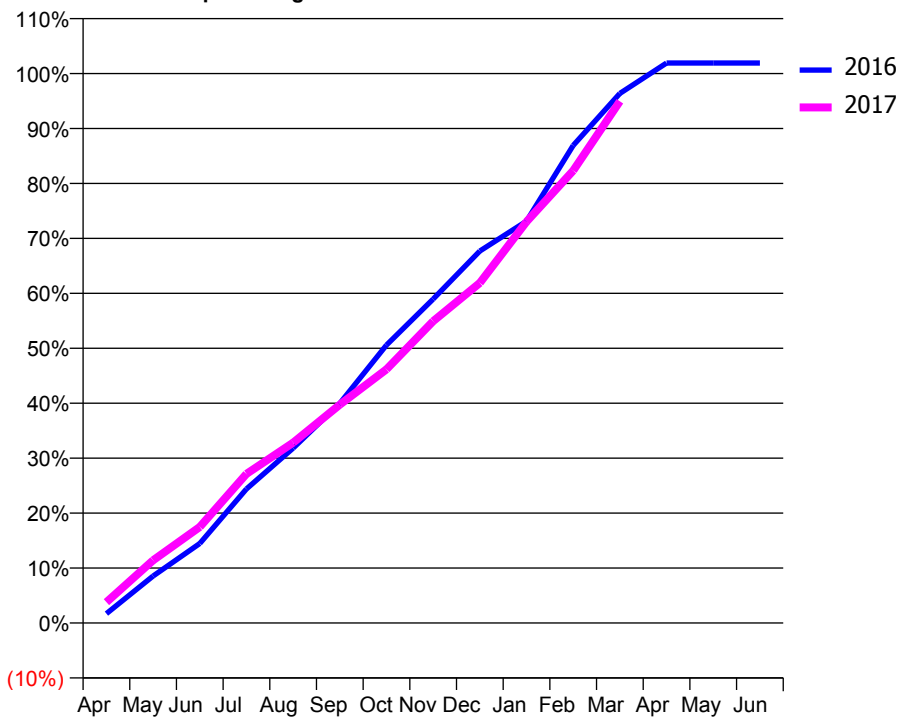
ACCESS*

Patients seen in 24 months	Total	Change since previous quarter
Quarter ending March 2016	6,281	
Quarter ending June 2016	6,219	→
Quarter ending September 2016	6,094	↓
Quarter ending December 2016	5,990	↓
Quarter ending March 2017	6,041	→
Variance since March 2016	(3.8%)	↓



ACTIVITY

Cumulative percentage of contracted UDA delivered 2016 & 2017



Adjusted Scheduled Activity (UDA)

Month	2016	2017
April	300	668
May	1,505	2,012
June	2,547	3,080
July	4,297	4,778
August	5,602	5,777
September	7,039	6,997
October	8,905	8,129
November	10,377	9,670
December	11,919	10,896
January	12,875	12,856
February	15,303	14,495
March	16,968	16,715
April	17,943	
May	17,943	
June	17,942	

QUALITY

	Quantity	Base Number	Contract	AT	Region	England
% of FP17s for the same patient ID Re-attending within 3 months - Children	138	1,892	7.3%	12.5%	13.3%	12.3%
% of FP17s for the same patient ID Re-attending within 3 months - Adults	1,448	7,311	19.8%	18.0%	17.3%	16.7%
% of FP17s for the same patient ID Re-attending between 3 & 9 months - Children	1,036	1,892	54.8%	57.1%	58.9%	57.6%
% of FP17s for the same patient ID Re-attending between 3 & 9 months - Adults	3,902	7,311	53.4%	50.6%	52.2%	50.1%
% of FP17s for Band 1 Urgent Courses	1,002	8,723	11.5%	9.8%	9.2%	9.1%
% of FP17s Relating to Free Repair or Replacements	115	8,723	1.3%	1.0%	1.0%	0.8%
% of FP17s Relating to Continuations	198	8,723	2.3%	1.6%	1.4%	1.2%
% of Patients satisfied with the dentistry they have received	31	33	93.9%	93.7%	93.1%	92.8%
% of Patients satisfied with the time they had to wait for an appointment	30	33	90.9%	93.0%	89.5%	88.7%

* This is based on patients treated on this contract for their most recent course of treatment. Figures in italics indicate the base number of FP17s or Patient Questionnaire responses are less than 100. N/A is shown where the base number of responses is less than 10 during the period. % is calculated as Quantity/Base number*100

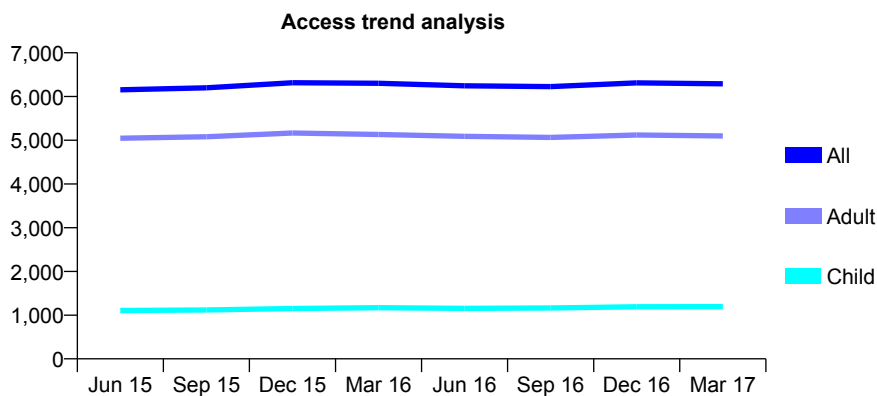
Q44 - Vital Signs At a Glance Contract Report for 156647/0001 - March 2017

Name or company name	Hosside Dental Partnership
Contract type name	GDS Contract
Purpose of contract	General
Contract start date	26/04/2013
Contract end date	

16/17 Contracted general activity (UDA)	19,498
Carry forward general activity (UDA)	775
16/17 Contracted orthodontic activity (UOA)	0
Carry forward orthodontic activity (UOA)	0
Baseline contract value	£533,251.50

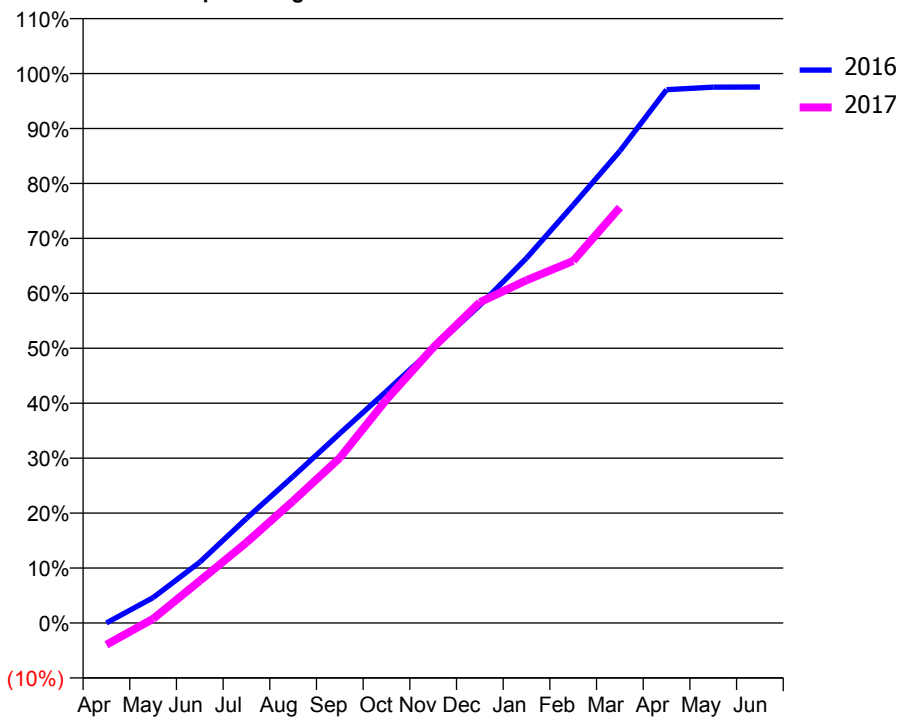
ACCESS*

Patients seen in 24 months	Total	Change since previous quarter
Quarter ending March 2016	6,303	
Quarter ending June 2016	6,244	→
Quarter ending September 2016	6,227	→
Quarter ending December 2016	6,311	→
Quarter ending March 2017	6,290	→
Variance since March 2016	(0.2%)	→



ACTIVITY

Cumulative percentage of contracted UDA delivered 2016 & 2017



Month	Adjusted Scheduled Activity (UDA)	
	2016	2017
April	0	-775
May	900	149
June	2,162	1,496
July	3,714	2,857
August	5,204	4,333
September	6,724	5,859
October	8,227	7,928
November	9,749	9,775
December	11,274	11,380
January	12,947	12,161
February	14,831	12,848
March	16,746	14,746
April	18,925	
May	19,016	
June	19,020	

QUALITY

	Quantity	Base Number	Contract	AT	Region	England
% of FP17s for the same patient ID Re-attending within 3 months - Children	100	1,738	5.8%	12.5%	13.3%	12.3%
% of FP17s for the same patient ID Re-attending within 3 months - Adults	1,028	7,350	14.0%	18.0%	17.3%	16.7%
% of FP17s for the same patient ID Re-attending between 3 & 9 months - Children	1,101	1,738	63.3%	57.1%	58.9%	57.6%
% of FP17s for the same patient ID Re-attending between 3 & 9 months - Adults	4,488	7,350	61.1%	50.6%	52.2%	50.1%
% of FP17s for Band 1 Urgent Courses	596	7,114	8.4%	9.8%	9.2%	9.1%
% of FP17s Relating to Free Repair or Replacements	86	7,114	1.2%	1.0%	1.0%	0.8%
% of FP17s Relating to Continuations	134	7,114	1.9%	1.6%	1.4%	1.2%
% of Patients satisfied with the dentistry they have received	38	40	95.0%	93.7%	93.1%	92.8%
% of Patients satisfied with the time they had to wait for an appointment	37	40	92.5%	93.0%	89.5%	88.7%

* This is based on patients treated on this contract for their most recent course of treatment. Figures in italics indicate the base number of FP17s or Patient Questionnaire responses are less than 100. N/A is shown where the base number of responses is less than 10 during the period. % is calculated as Quantity/Base number*100

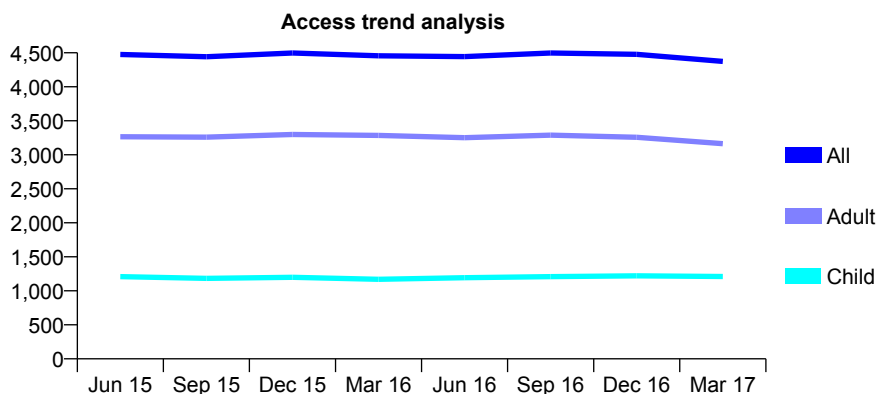
Q44 - Vital Signs At a Glance Contract Report for 157384/0001 - March 2017

Name or company name	Fearnhead Dental Surgery
Contract type name	GDS Contract
Purpose of contract	General
Contract start date	01/11/2011
Contract end date	

16/17 Contracted general activity (UDA)	12,385
Carry forward general activity (UDA)	0
16/17 Contracted orthodontic activity (UOA)	0
Carry forward orthodontic activity (UOA)	0
Baseline contract value	£372,485.69

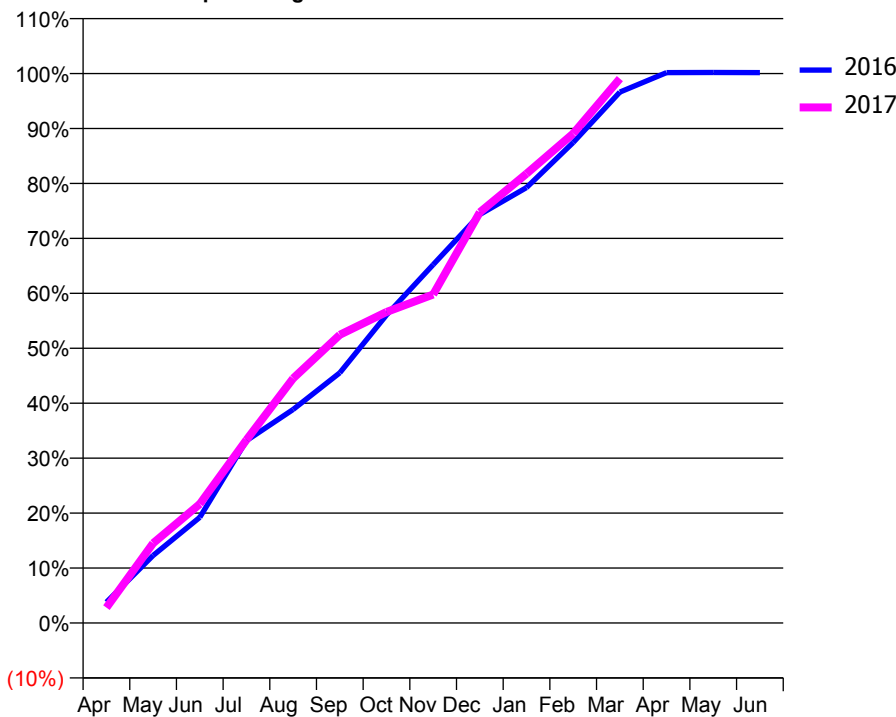
ACCESS*

Patients seen in 24 months	Total	Change since previous quarter
Quarter ending March 2016	4,455	
Quarter ending June 2016	4,445	→
Quarter ending September 2016	4,498	→
Quarter ending December 2016	4,478	→
Quarter ending March 2017	4,374	↓
Variance since March 2016	(1.8%)	↓



ACTIVITY

Cumulative percentage of contracted UDA delivered 2016 & 2017



Month	Adjusted Scheduled Activity (UDA)	
	2016	2017
April	471	348
May	1,522	1,799
June	2,382	2,681
July	4,110	4,129
August	4,812	5,513
September	5,639	6,495
October	6,941	7,012
November	8,078	7,405
December	9,206	9,259
January	9,814	10,127
February	10,831	11,033
March	11,966	12,270
April	12,406	
May	12,407	
June	12,405	

QUALITY

	Quantity	Base Number	Contract	AT	Region	England
% of FP17s for the same patient ID Re-attending within 3 months - Children	108	1,547	7.0%	12.5%	13.3%	12.3%
% of FP17s for the same patient ID Re-attending within 3 months - Adults	543	3,839	14.1%	18.0%	17.3%	16.7%
% of FP17s for the same patient ID Re-attending between 3 & 9 months - Children	676	1,547	43.7%	57.1%	58.9%	57.6%
% of FP17s for the same patient ID Re-attending between 3 & 9 months - Adults	1,790	3,839	46.6%	50.6%	52.2%	50.1%
% of FP17s for Band 1 Urgent Courses	349	5,244	6.7%	9.8%	9.2%	9.1%
% of FP17s Relating to Free Repair or Replacements	45	5,244	0.9%	1.0%	1.0%	0.8%
% of FP17s Relating to Continuations	111	5,244	2.1%	1.6%	1.4%	1.2%
% of Patients satisfied with the dentistry they have received	3	5	N/A	93.7%	93.1%	92.8%
% of Patients satisfied with the time they had to wait for an appointment	3	5	N/A	93.0%	89.5%	88.7%

* This is based on patients treated on this contract for their most recent course of treatment. Figures in italics indicate the base number of FP17s or Patient Questionnaire responses are less than 100. N/A is shown where the base number of responses is less than 10 during the period. % is calculated as Quantity/Base number*100

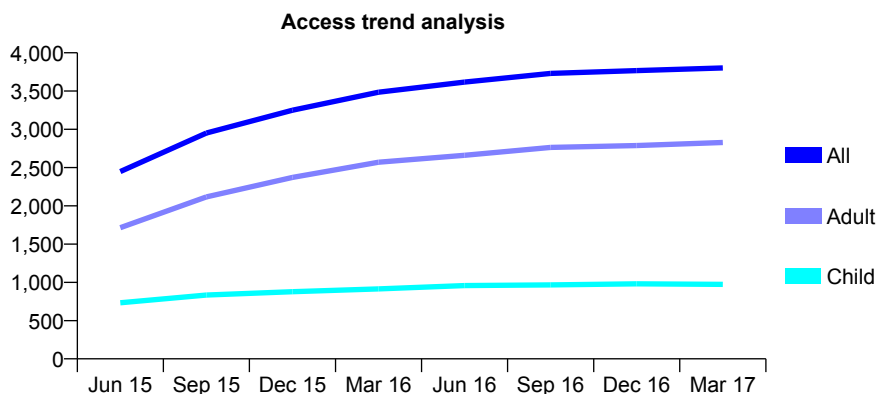
Q44 - Vital Signs At a Glance Contract Report for 158712/0001 - March 2017

Name or company name	Bollington Dental Practice Limited
Contract type name	GDS Contract
Purpose of contract	General
Contract start date	01/10/2014
Contract end date	

16/17 Contracted general activity (UDA)	8,980
Carry forward general activity (UDA)	0
16/17 Contracted orthodontic activity (UOA)	0
Carry forward orthodontic activity (UOA)	0
Baseline contract value	£278,142.23

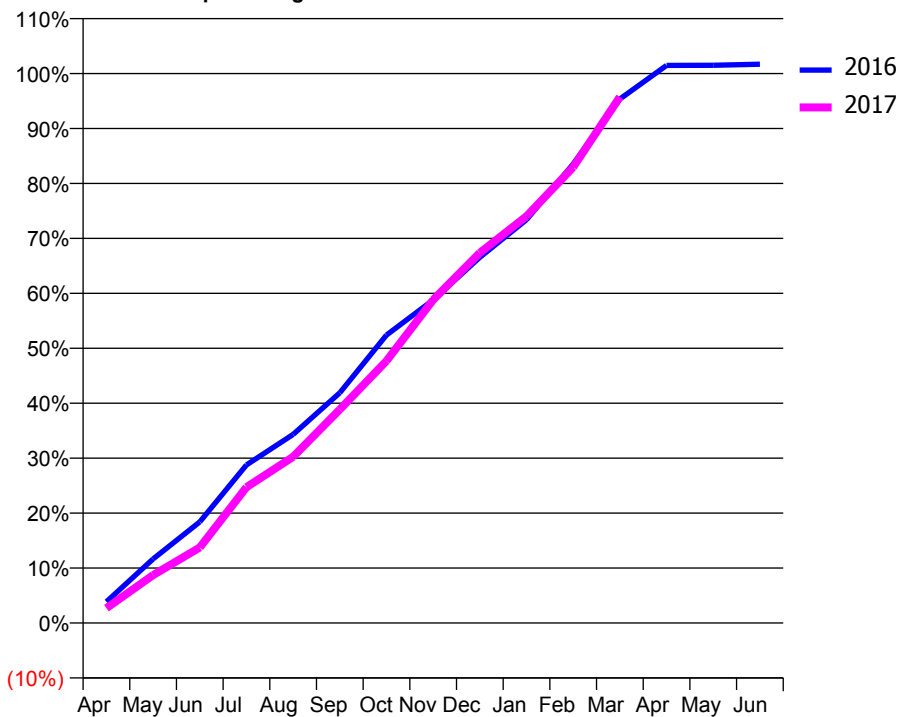
ACCESS*

Patients seen in 24 months	Total	Change since previous quarter
Quarter ending March 2016	3,485	
Quarter ending June 2016	3,617	↑
Quarter ending September 2016	3,731	↑
Quarter ending December 2016	3,768	→
Quarter ending March 2017	3,802	→
Variance since March 2016	9.1%	↑



ACTIVITY

Cumulative percentage of contracted UDA delivered 2016 & 2017



Month	Adjusted Scheduled Activity (UDA)	
	2016	2017
April	348	244
May	1,047	784
June	1,653	1,235
July	2,584	2,220
August	3,083	2,716
September	3,763	3,490
October	4,707	4,283
November	5,278	5,280
December	5,977	6,051
January	6,591	6,648
February	7,501	7,449
March	8,562	8,599
April	9,112	
May	9,114	
June	9,133	

QUALITY

	Quantity	Base Number	Contract	AT	Region	England
% of FP17s for the same patient ID Re-attending within 3 months - Children	110	1,399	7.9%	12.5%	13.3%	12.3%
% of FP17s for the same patient ID Re-attending within 3 months - Adults	600	3,299	18.2%	18.0%	17.3%	16.7%
% of FP17s for the same patient ID Re-attending between 3 & 9 months - Children	682	1,399	48.7%	57.1%	58.9%	57.6%
% of FP17s for the same patient ID Re-attending between 3 & 9 months - Adults	678	3,299	20.6%	50.6%	52.2%	50.1%
% of FP17s for Band 1 Urgent Courses	509	4,465	11.4%	9.8%	9.2%	9.1%
% of FP17s Relating to Free Repair or Replacements	24	4,465	0.5%	1.0%	1.0%	0.8%
% of FP17s Relating to Continuations	61	4,465	1.4%	1.6%	1.4%	1.2%
% of Patients satisfied with the dentistry they have received	9	9	N/A	93.7%	93.1%	92.8%
% of Patients satisfied with the time they had to wait for an appointment	8	9	N/A	93.0%	89.5%	88.7%

* This is based on patients treated on this contract for their most recent course of treatment. Figures in italics indicate the base number of FP17s or Patient Questionnaire responses are less than 100. N/A is shown where the base number of responses is less than 10 during the period. % is calculated as Quantity/Base number*100

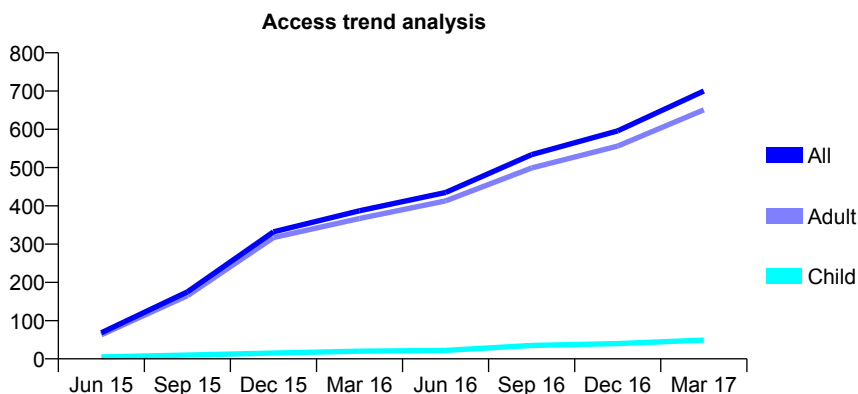
Q44 - Vital Signs At a Glance Contract Report for 160059/0014 - March 2017

Name or company name	REVIVE DENTAL CARE LIMITED
Contract type name	PDS Contract
Purpose of contract	General
Contract start date	01/04/2015
Contract end date	31/03/2018

16/17 Contracted general activity (UDA)	15,000
Carry forward general activity (UDA)	0
16/17 Contracted orthodontic activity (UOA)	0
Carry forward orthodontic activity (UOA)	0
Baseline contract value	£397,545.60

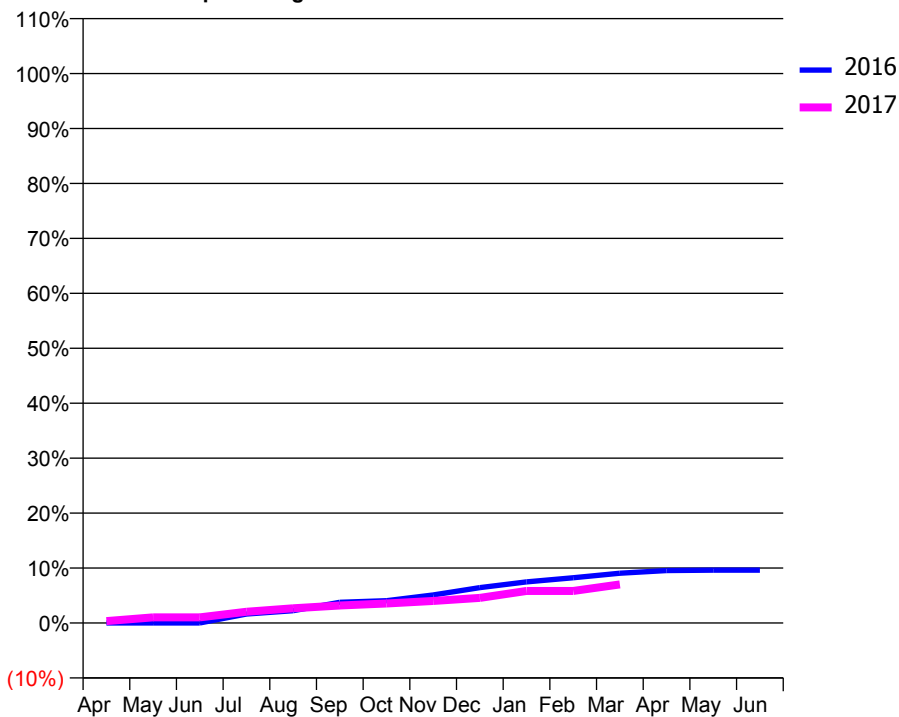
ACCESS*

Patients seen in 24 months	Total	Change since previous quarter
Quarter ending March 2016	387	
Quarter ending June 2016	435	↑
Quarter ending September 2016	534	↑
Quarter ending December 2016	596	↑
Quarter ending March 2017	700	↑
Variance since March 2016	80.9%	↑



ACTIVITY

Cumulative percentage of contracted UDA delivered 2016 & 2017



Month	Adjusted Scheduled Activity (UDA)	
	2016	2017
April	0	52
May	0	154
June	0	154
July	246	308
August	337	403
September	567	478
October	609	534
November	767	604
December	968	685
January	1,124	877
February	1,235	877
March	1,358	1,052
April	1,434	
May	1,442	
June	1,442	

QUALITY

	Quantity	Base Number	Contract	AT	Region	England
% of FP17s for the same patient ID Re-attending within 3 months - Children	2	129	1.6%	12.5%	13.3%	12.3%
% of FP17s for the same patient ID Re-attending within 3 months - Adults	14	818	1.7%	18.0%	17.3%	16.7%
% of FP17s for the same patient ID Re-attending between 3 & 9 months - Children	1	129	0.8%	57.1%	58.9%	57.6%
% of FP17s for the same patient ID Re-attending between 3 & 9 months - Adults	2	818	0.2%	50.6%	52.2%	50.1%
% of FP17s for Band 1 Urgent Courses	875	877	99.8%	9.8%	9.2%	9.1%
% of FP17s Relating to Free Repair or Replacements	0	877	0.0%	1.0%	1.0%	0.8%
% of FP17s Relating to Continuations	0	877	0.0%	1.6%	1.4%	1.2%
% of Patients satisfied with the dentistry they have received	0	0	N/A	93.7%	93.1%	92.8%
% of Patients satisfied with the time they had to wait for an appointment	0	0	N/A	93.0%	89.5%	88.7%

* This is based on patients treated on this contract for their most recent course of treatment. Figures in italics indicate the base number of FP17s or Patient Questionnaire responses are less than 100. N/A is shown where the base number of responses is less than 10 during the period. % is calculated as Quantity/Base number*100

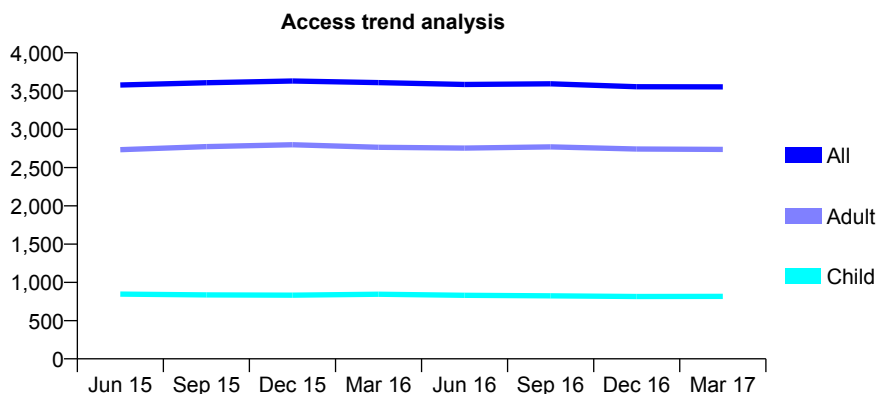
Q44 - Vital Signs At a Glance Contract Report for 160075/0001 - March 2017

Name or company name	Arrowe Park Dental Practice
Contract type name	GDS Contract
Purpose of contract	General
Contract start date	01/11/2012
Contract end date	

16/17 Contracted general activity (UDA)	13,875
Carry forward general activity (UDA)	147
16/17 Contracted orthodontic activity (UOA)	0
Carry forward orthodontic activity (UOA)	0
Baseline contract value	£400,776.13

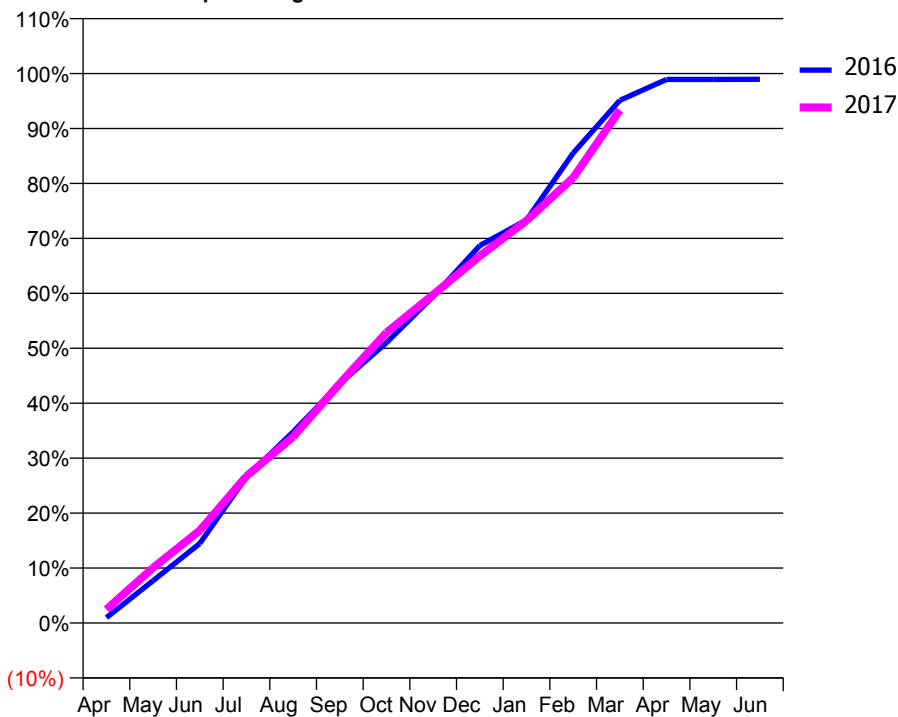
ACCESS*

Patients seen in 24 months	Total	Change since previous quarter
Quarter ending March 2016	3,610	
Quarter ending June 2016	3,586	→
Quarter ending September 2016	3,594	→
Quarter ending December 2016	3,557	↓
Quarter ending March 2017	3,554	→
Variance since March 2016	(1.6%)	↓



ACTIVITY

Cumulative percentage of contracted UDA delivered 2016 & 2017



Month	Adjusted Scheduled Activity (UDA)	
	2016	2017
April	138	344
May	1,068	1,394
June	2,010	2,338
July	3,690	3,707
August	4,825	4,704
September	6,045	6,049
October	7,079	7,336
November	8,248	8,291
December	9,531	9,266
January	10,175	10,160
February	11,866	11,245
March	13,198	12,951
April	13,727	
May	13,727	
June	13,728	

QUALITY

	Quantity	Base Number	Contract	AT	Region	England
% of FP17s for the same patient ID Re-attending within 3 months - Children	99	1,084	9.1%	12.5%	13.3%	12.3%
% of FP17s for the same patient ID Re-attending within 3 months - Adults	971	4,333	22.4%	18.0%	17.3%	16.7%
% of FP17s for the same patient ID Re-attending between 3 & 9 months - Children	577	1,084	53.2%	57.1%	58.9%	57.6%
% of FP17s for the same patient ID Re-attending between 3 & 9 months - Adults	2,289	4,333	52.8%	50.6%	52.2%	50.1%
% of FP17s for Band 1 Urgent Courses	264	5,188	5.1%	9.8%	9.2%	9.1%
% of FP17s Relating to Free Repair or Replacements	149	5,188	2.9%	1.0%	1.0%	0.8%
% of FP17s Relating to Continuations	121	5,188	2.3%	1.6%	1.4%	1.2%
% of Patients satisfied with the dentistry they have received	13	14	92.9%	93.7%	93.1%	92.8%
% of Patients satisfied with the time they had to wait for an appointment	14	14	100.0%	93.0%	89.5%	88.7%

* This is based on patients treated on this contract for their most recent course of treatment. Figures in italics indicate the base number of FP17s or Patient Questionnaire responses are less than 100. N/A is shown where the base number of responses is less than 10 during the period. % is calculated as Quantity/Base number*100

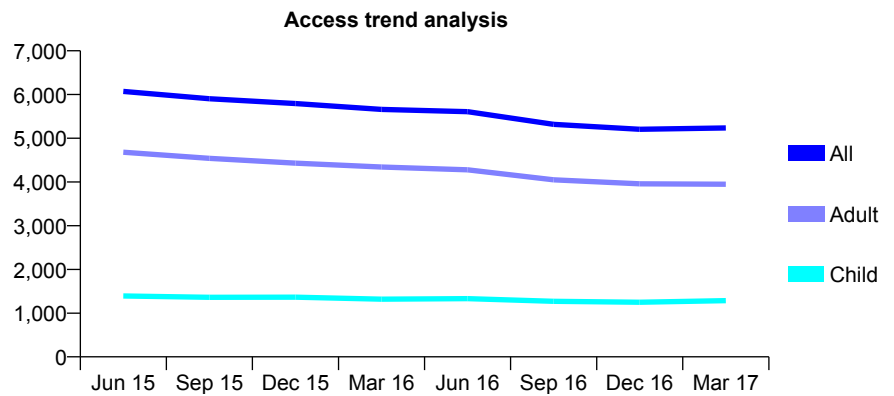
Q44 - Vital Signs At a Glance Contract Report for 160849/0001 - March 2017

Name or company name	Abbotts and Ward
Contract type name	GDS Contract
Purpose of contract	General
Contract start date	01/05/2013
Contract end date	

16/17 Contracted general activity (UDA)	17,000
Carry forward general activity (UDA)	0
16/17 Contracted orthodontic activity (UOA)	0
Carry forward orthodontic activity (UOA)	0
Baseline contract value	£405,654.99

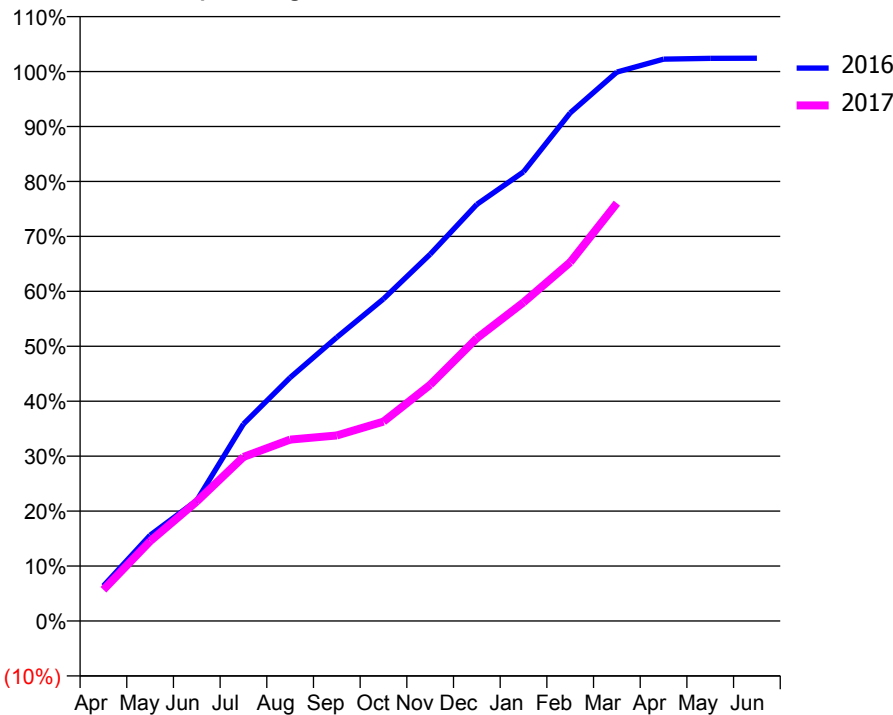
ACCESS*

Patients seen in 24 months	Total	Change since previous quarter
Quarter ending March 2016	5,660	
Quarter ending June 2016	5,608	→
Quarter ending September 2016	5,319	↓
Quarter ending December 2016	5,204	↓
Quarter ending March 2017	5,235	→
Variance since March 2016	(7.5%)	↓



ACTIVITY

Cumulative percentage of contracted UDA delivered 2016 & 2017



Month	Adjusted Scheduled Activity (UDA)	
	2016	2017
April	1,085	967
May	2,653	2,471
June	3,733	3,700
July	6,095	5,075
August	7,530	5,612
September	8,776	5,741
October	9,965	6,169
November	11,348	7,309
December	12,890	8,746
January	13,896	9,857
February	15,720	11,098
March	16,983	12,926
April	17,381	
May	17,407	
June	17,413	

QUALITY

	Quantity	Base Number	Contract	AT	Region	England
% of FP17s for the same patient ID Re-attending within 3 months - Children	88	1,515	5.8%	12.5%	13.3%	12.3%
% of FP17s for the same patient ID Re-attending within 3 months - Adults	841	5,286	15.9%	18.0%	17.3%	16.7%
% of FP17s for the same patient ID Re-attending between 3 & 9 months - Children	806	1,515	53.2%	57.1%	58.9%	57.6%
% of FP17s for the same patient ID Re-attending between 3 & 9 months - Adults	2,807	5,286	53.1%	50.6%	52.2%	50.1%
% of FP17s for Band 1 Urgent Courses	668	6,543	10.2%	9.8%	9.2%	9.1%
% of FP17s Relating to Free Repair or Replacements	72	6,543	1.1%	1.0%	1.0%	0.8%
% of FP17s Relating to Continuations	70	6,543	1.1%	1.6%	1.4%	1.2%
% of Patients satisfied with the dentistry they have received	9	9	N/A	93.7%	93.1%	92.8%
% of Patients satisfied with the time they had to wait for an appointment	8	9	N/A	93.0%	89.5%	88.7%

* This is based on patients treated on this contract for their most recent course of treatment. Figures in italics indicate the base number of FP17s or Patient Questionnaire responses are less than 100. N/A is shown where the base number of responses is less than 10 during the period. % is calculated as Quantity/Base number*100

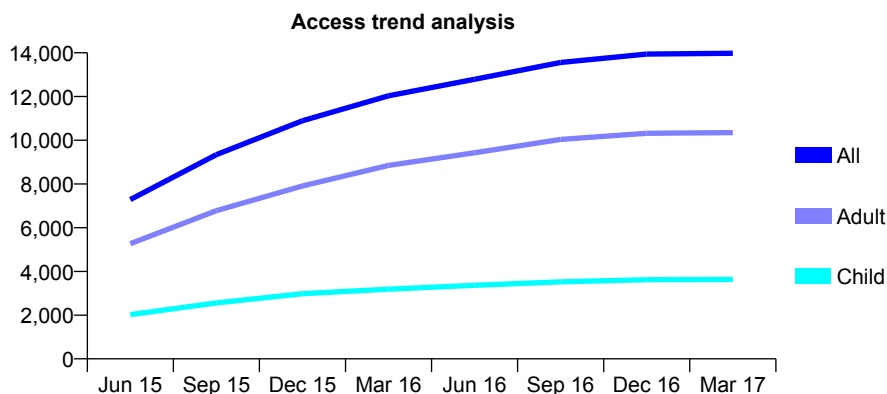
Q44 - Vital Signs At a Glance Contract Report for 161152/0001 - March 2017

Name or company name	Martins Lane Dental Practice
Contract type name	GDS Contract
Purpose of contract	General
Contract start date	01/01/2015
Contract end date	

16/17 Contracted general activity (UDA)	40,962
Carry forward general activity (UDA)	34
16/17 Contracted orthodontic activity (UOA)	0
Carry forward orthodontic activity (UOA)	0
Baseline contract value	£1,255,603.20

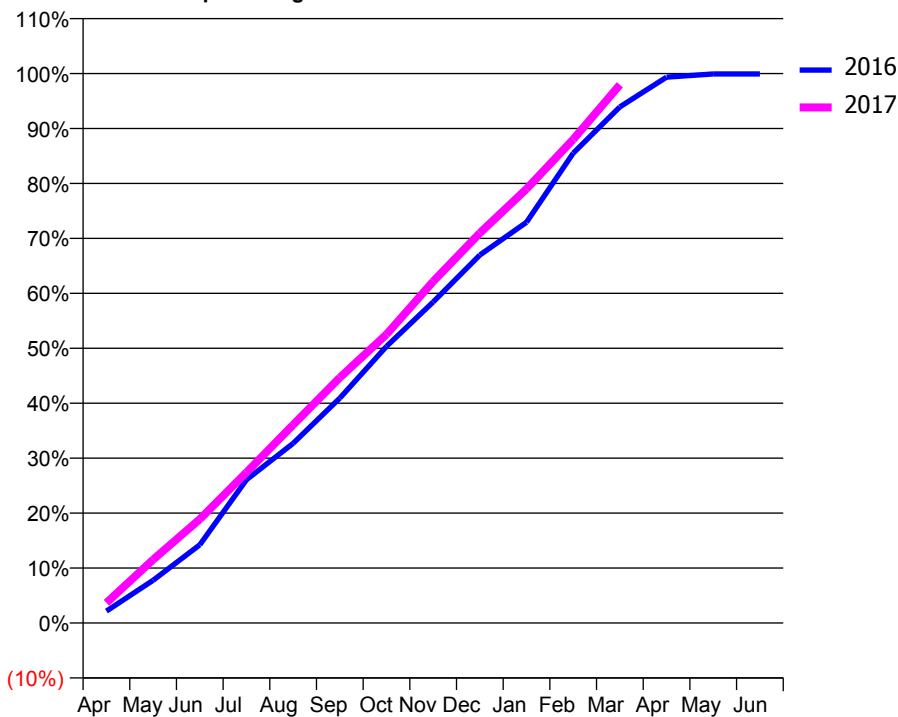
ACCESS*

Patients seen in 24 months	Total	Change since previous quarter
Quarter ending March 2016	12,034	
Quarter ending June 2016	12,790	↑
Quarter ending September 2016	13,559	↑
Quarter ending December 2016	13,941	↑
Quarter ending March 2017	13,981	→
Variance since March 2016	16.2%	↑



ACTIVITY

Cumulative percentage of contracted UDA delivered 2016 & 2017



QUALITY

	Quantity	Base Number	Contract	AT	Region	England
% of FP17s for the same patient ID Re-attending within 3 months - Children	512	4,750	10.8%	12.5%	13.3%	12.3%
% of FP17s for the same patient ID Re-attending within 3 months - Adults	2,966	13,429	22.1%	18.0%	17.3%	16.7%
% of FP17s for the same patient ID Re-attending between 3 & 9 months - Children	2,128	4,750	44.8%	57.1%	58.9%	57.6%
% of FP17s for the same patient ID Re-attending between 3 & 9 months - Adults	5,137	13,429	38.3%	50.6%	52.2%	50.1%
% of FP17s for Band 1 Urgent Courses	1,143	16,270	7.0%	9.8%	9.2%	9.1%
% of FP17s Relating to Free Repair or Replacements	144	16,270	0.9%	1.0%	1.0%	0.8%
% of FP17s Relating to Continuations	661	16,270	4.1%	1.6%	1.4%	1.2%
% of Patients satisfied with the dentistry they have received	33	33	100.0%	93.7%	93.1%	92.8%
% of Patients satisfied with the time they had to wait for an appointment	32	33	97.0%	93.0%	89.5%	88.7%

* This is based on patients treated on this contract for their most recent course of treatment. Figures in italics indicate the base number of FP17s or Patient Questionnaire responses are less than 100. N/A is shown where the base number of responses is less than 10 during the period. % is calculated as Quantity/Base number*100

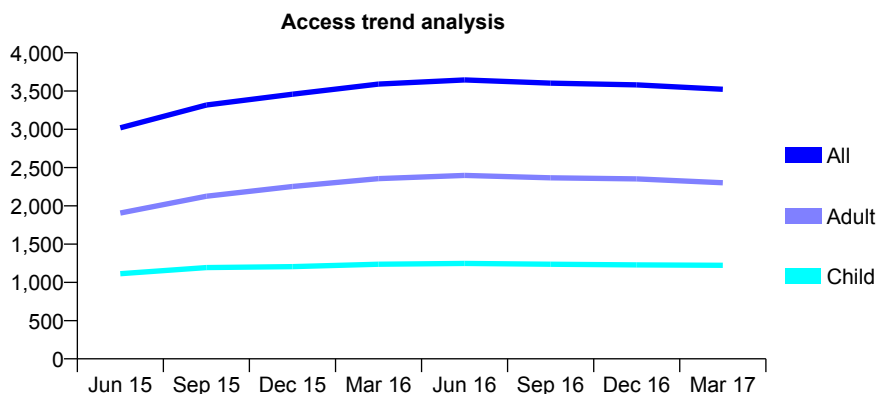
Q44 - Vital Signs At a Glance Contract Report for 161195/0001 - March 2017

Name or company name	Toft Road Dental Surgery
Contract type name	GDS Contract
Purpose of contract	General
Contract start date	01/06/2014
Contract end date	

16/17 Contracted general activity (UDA)	7,912
Carry forward general activity (UDA)	0
16/17 Contracted orthodontic activity (UOA)	0
Carry forward orthodontic activity (UOA)	0
Baseline contract value	£188,788.83

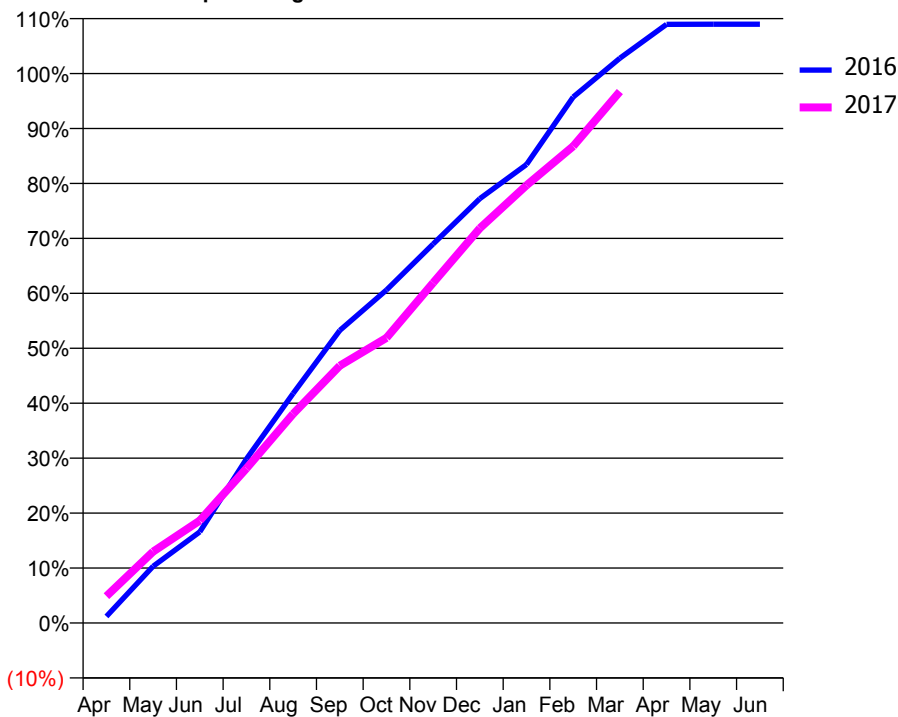
ACCESS*

Patients seen in 24 months	Total	Change since previous quarter
Quarter ending March 2016	3,591	
Quarter ending June 2016	3,645	→
Quarter ending September 2016	3,603	↓
Quarter ending December 2016	3,580	→
Quarter ending March 2017	3,523	↓
Variance since March 2016	(1.9%)	↓



ACTIVITY

Cumulative percentage of contracted UDA delivered 2016 & 2017



Month	Adjusted Scheduled Activity (UDA)	
	2016	2017
April	95	387
May	818	1,029
June	1,313	1,476
July	2,362	2,226
August	3,306	3,011
September	4,213	3,705
October	4,795	4,106
November	5,457	4,900
December	6,110	5,684
January	6,603	6,303
February	7,574	6,864
March	8,132	7,652
April	8,620	
May	8,622	
June	8,623	

QUALITY

	Quantity	Base Number	Contract	AT	Region	England
% of FP17s for the same patient ID Re-attending within 3 months - Children	129	1,933	6.7%	12.5%	13.3%	12.3%
% of FP17s for the same patient ID Re-attending within 3 months - Adults	420	3,317	12.7%	18.0%	17.3%	16.7%
% of FP17s for the same patient ID Re-attending between 3 & 9 months - Children	1,247	1,933	64.5%	57.1%	58.9%	57.6%
% of FP17s for the same patient ID Re-attending between 3 & 9 months - Adults	2,043	3,317	61.6%	50.6%	52.2%	50.1%
% of FP17s for Band 1 Urgent Courses	366	4,973	7.4%	9.8%	9.2%	9.1%
% of FP17s Relating to Free Repair or Replacements	12	4,973	0.2%	1.0%	1.0%	0.8%
% of FP17s Relating to Continuations	5	4,973	0.1%	1.6%	1.4%	1.2%
% of Patients satisfied with the dentistry they have received	8	8	N/A	93.7%	93.1%	92.8%
% of Patients satisfied with the time they had to wait for an appointment	7	8	N/A	93.0%	89.5%	88.7%

* This is based on patients treated on this contract for their most recent course of treatment. Figures in italics indicate the base number of FP17s or Patient Questionnaire responses are less than 100. N/A is shown where the base number of responses is less than 10 during the period. % is calculated as Quantity/Base number*100

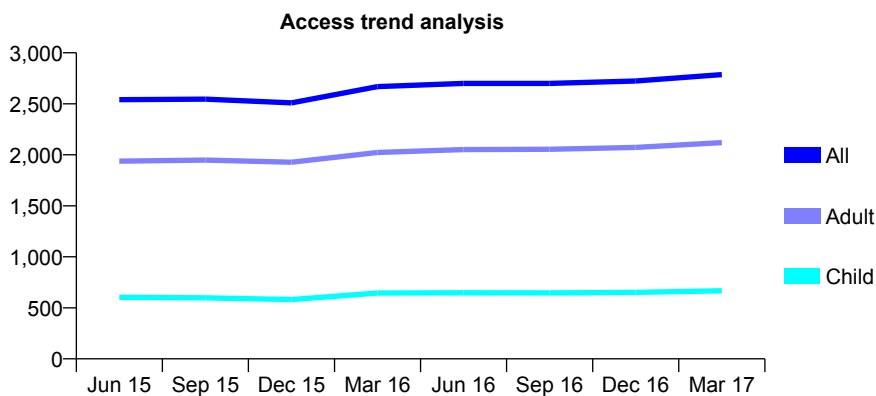
Q44 - Vital Signs At a Glance Contract Report for 161535/0001 - March 2017

Name or company name	Orchard Dental Practice
Contract type name	GDS Contract
Purpose of contract	General
Contract start date	01/05/2013
Contract end date	

16/17 Contracted general activity (UDA)	7,200
Carry forward general activity (UDA)	19
16/17 Contracted orthodontic activity (UOA)	0
Carry forward orthodontic activity (UOA)	0
Baseline contract value	£207,952.33

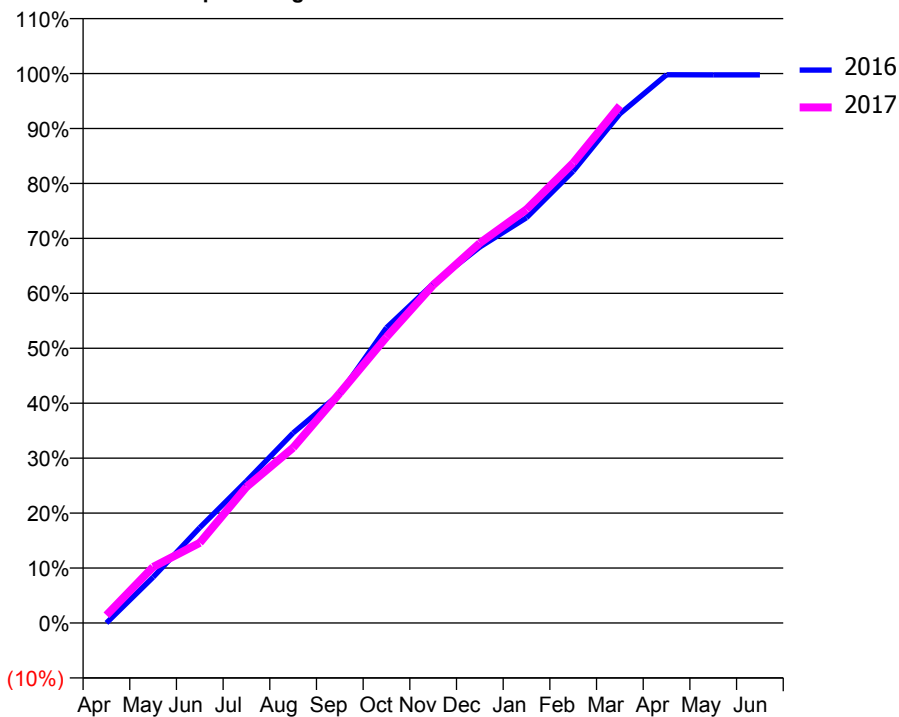
ACCESS*

Patients seen in 24 months	Total	Change since previous quarter
Quarter ending March 2016	2,668	
Quarter ending June 2016	2,700	→
Quarter ending September 2016	2,700	→
Quarter ending December 2016	2,723	→
Quarter ending March 2017	2,786	↑
Variance since March 2016	4.4%	↑



ACTIVITY

Cumulative percentage of contracted UDA delivered 2016 & 2017



Month	Adjusted Scheduled Activity (UDA)	
	2016	2017
April	0	103
May	600	734
June	1,250	1,051
July	1,860	1,783
August	2,491	2,297
September	3,007	3,013
October	3,869	3,746
November	4,445	4,428
December	4,926	4,979
January	5,311	5,419
February	5,921	6,029
March	6,672	6,779
April	7,183	
May	7,181	
June	7,181	

QUALITY

	Quantity	Base Number	Contract	AT	Region	England
% of FP17s for the same patient ID Re-attending within 3 months - Children	79	1,042	7.6%	12.5%	13.3%	12.3%
% of FP17s for the same patient ID Re-attending within 3 months - Adults	392	3,033	12.9%	18.0%	17.3%	16.7%
% of FP17s for the same patient ID Re-attending between 3 & 9 months - Children	673	1,042	64.6%	57.1%	58.9%	57.6%
% of FP17s for the same patient ID Re-attending between 3 & 9 months - Adults	1,704	3,033	56.2%	50.6%	52.2%	50.1%
% of FP17s for Band 1 Urgent Courses	215	3,053	7.0%	9.8%	9.2%	9.1%
% of FP17s Relating to Free Repair or Replacements	20	3,053	0.7%	1.0%	1.0%	0.8%
% of FP17s Relating to Continuations	0	3,053	0.0%	1.6%	1.4%	1.2%
% of Patients satisfied with the dentistry they have received	9	10	90.0%	93.7%	93.1%	92.8%
% of Patients satisfied with the time they had to wait for an appointment	9	10	90.0%	93.0%	89.5%	88.7%

* This is based on patients treated on this contract for their most recent course of treatment. Figures in italics indicate the base number of FP17s or Patient Questionnaire responses are less than 100. N/A is shown where the base number of responses is less than 10 during the period. % is calculated as Quantity/Base number*100

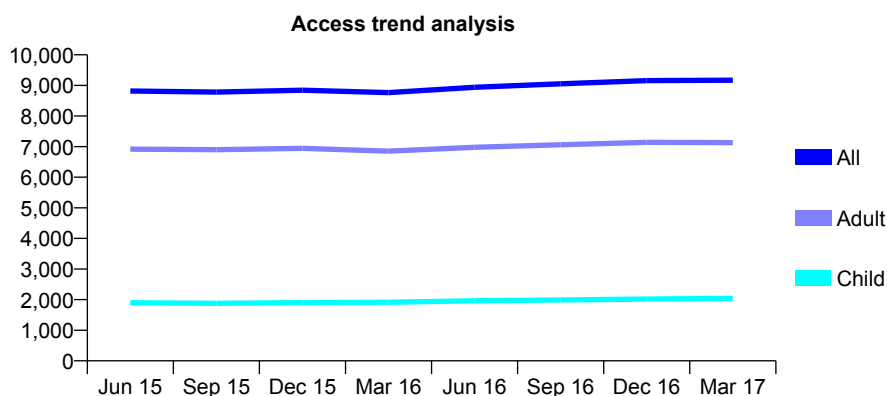
Q44 - Vital Signs At a Glance Contract Report for 162396/0001 - March 2017

Name or company name	PHOENIX DENTAL PRACTICE LIMITED
Contract type name	GDS Contract
Purpose of contract	General
Contract start date	01/10/2011
Contract end date	

16/17 Contracted general activity (UDA)	25,819
Carry forward general activity (UDA)	257
16/17 Contracted orthodontic activity (UOA)	0
Carry forward orthodontic activity (UOA)	0
Baseline contract value	£682,667.82

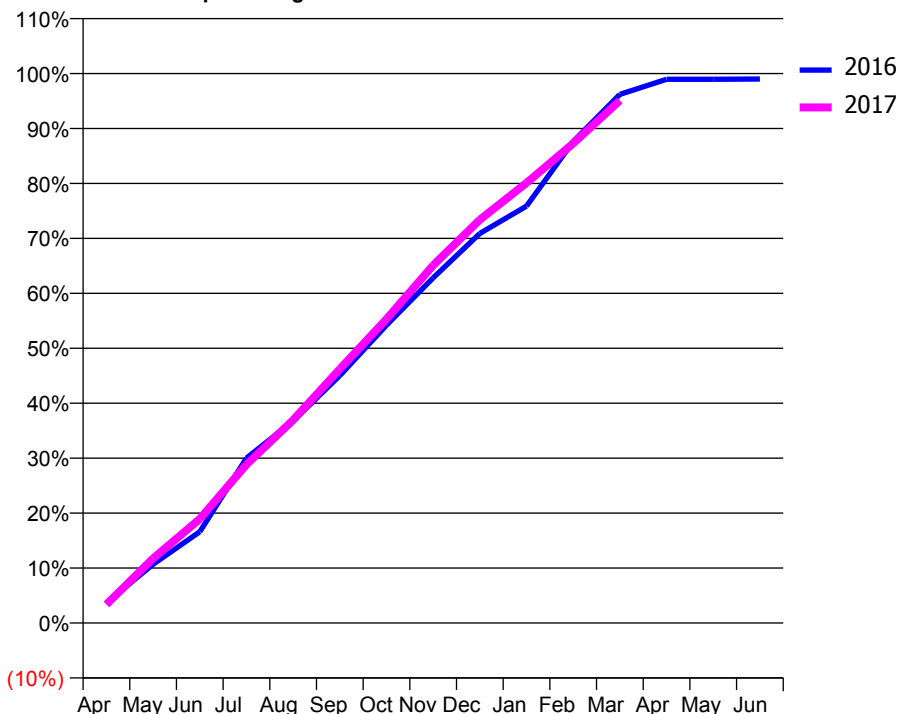
ACCESS*

Patients seen in 24 months	Total	Change since previous quarter
Quarter ending March 2016	8,766	
Quarter ending June 2016	8,941	→
Quarter ending September 2016	9,051	→
Quarter ending December 2016	9,159	→
Quarter ending March 2017	9,169	→
Variance since March 2016	4.6%	↑



ACTIVITY

Cumulative percentage of contracted UDA delivered 2016 & 2017



QUALITY

	Quantity	Base Number	Contract	AT	Region	England
% of FP17s for the same patient ID Re-attending within 3 months - Children	168	2,893	5.8%	12.5%	13.3%	12.3%
% of FP17s for the same patient ID Re-attending within 3 months - Adults	1,533	10,345	14.8%	18.0%	17.3%	16.7%
% of FP17s for the same patient ID Re-attending between 3 & 9 months - Children	1,697	2,893	58.7%	57.1%	58.9%	57.6%
% of FP17s for the same patient ID Re-attending between 3 & 9 months - Adults	5,983	10,345	57.8%	50.6%	52.2%	50.1%
% of FP17s for Band 1 Urgent Courses	1,075	12,841	8.4%	9.8%	9.2%	9.1%
% of FP17s Relating to Free Repair or Replacements	127	12,841	1.0%	1.0%	1.0%	0.8%
% of FP17s Relating to Continuations	248	12,841	1.9%	1.6%	1.4%	1.2%
% of Patients satisfied with the dentistry they have received	25	26	96.2%	93.7%	93.1%	92.8%
% of Patients satisfied with the time they had to wait for an appointment	25	26	96.2%	93.0%	89.5%	88.7%

* This is based on patients treated on this contract for their most recent course of treatment. Figures in italics indicate the base number of FP17s or Patient Questionnaire responses are less than 100. N/A is shown where the base number of responses is less than 10 during the period. % is calculated as Quantity/Base number*100

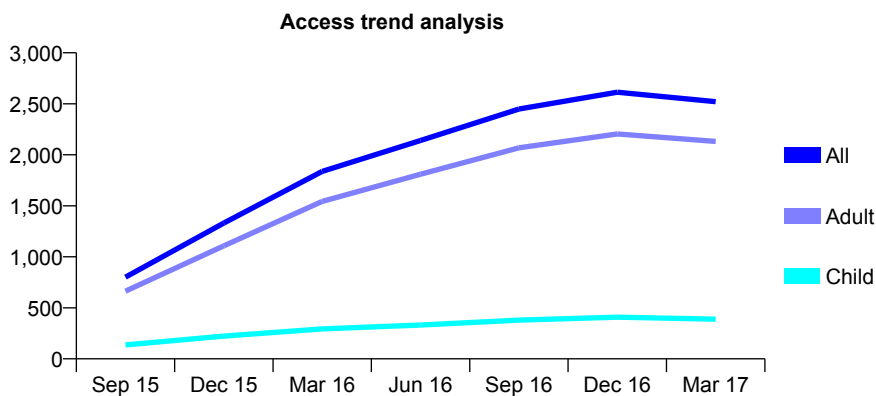
Q44 - Vital Signs At a Glance Contract Report for 165956/0001 - March 2017

Name or company name	Park House Dental Practice
Contract type name	GDS Contract
Purpose of contract	General
Contract start date	06/07/2015
Contract end date	

16/17 Contracted general activity (UDA)	12,118
Carry forward general activity (UDA)	0
16/17 Contracted orthodontic activity (UOA)	0
Carry forward orthodontic activity (UOA)	0
Baseline contract value	£314,023.68

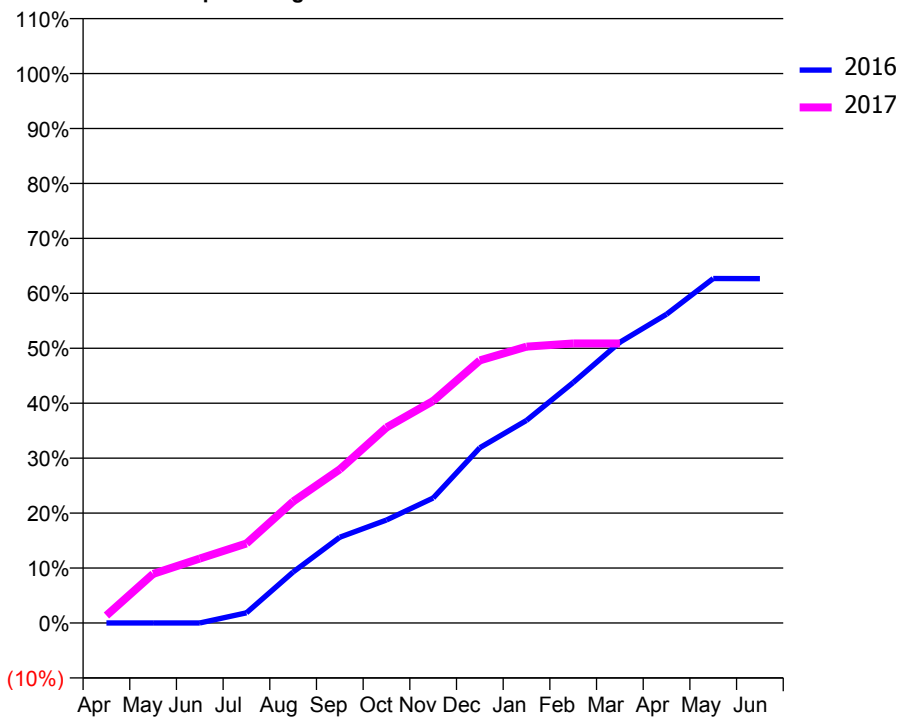
ACCESS*

Patients seen in 24 months	Total	Change since previous quarter
Quarter ending March 2016	1,837	
Quarter ending June 2016	2,141	↑
Quarter ending September 2016	2,449	↑
Quarter ending December 2016	2,614	↑
Quarter ending March 2017	2,521	↓
Variance since March 2016	37.2%	↑



ACTIVITY

Cumulative percentage of contracted UDA delivered 2016 & 2017



Month	Adjusted Scheduled Activity (UDA)	
	2016	2017
April	0	166
May	0	1,084
June	0	1,422
July	183	1,755
August	912	2,681
September	1,532	3,388
October	1,842	4,312
November	2,235	4,897
December	3,133	5,791
January	3,621	6,094
February	4,297	6,166
March	5,018	6,166
April	5,516	
May	6,155	
June	6,152	

QUALITY

	Quantity	Base Number	Contract	AT	Region	England
% of FP17s for the same patient ID Re-attending within 3 months - Children	37	512	7.2%	12.5%	13.3%	12.3%
% of FP17s for the same patient ID Re-attending within 3 months - Adults	550	2,892	19.0%	18.0%	17.3%	16.7%
% of FP17s for the same patient ID Re-attending between 3 & 9 months - Children	216	512	42.2%	57.1%	58.9%	57.6%
% of FP17s for the same patient ID Re-attending between 3 & 9 months - Adults	1,097	2,892	37.9%	50.6%	52.2%	50.1%
% of FP17s for Band 1 Urgent Courses	513	2,925	17.5%	9.8%	9.2%	9.1%
% of FP17s Relating to Free Repair or Replacements	56	2,925	1.9%	1.0%	1.0%	0.8%
% of FP17s Relating to Continuations	26	2,925	0.9%	1.6%	1.4%	1.2%
% of Patients satisfied with the dentistry they have received	3	7	N/A	93.7%	93.1%	92.8%
% of Patients satisfied with the time they had to wait for an appointment	5	7	N/A	93.0%	89.5%	88.7%

* This is based on patients treated on this contract for their most recent course of treatment. Figures in italics indicate the base number of FP17s or Patient Questionnaire responses are less than 100. N/A is shown where the base number of responses is less than 10 during the period. % is calculated as Quantity/Base number*100

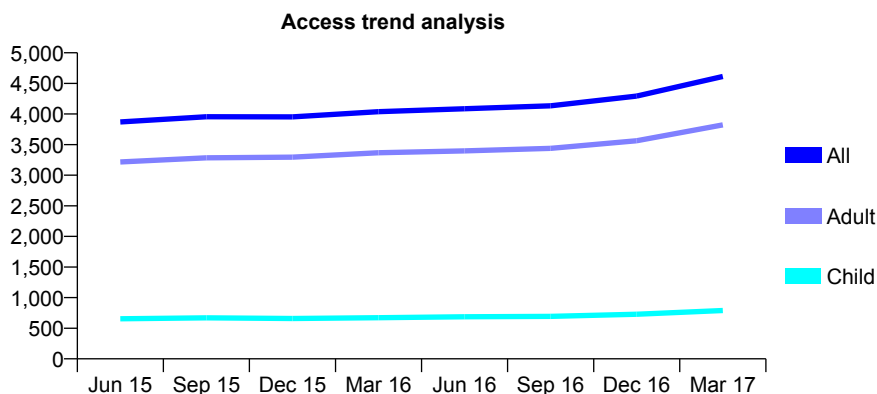
Q44 - Vital Signs At a Glance Contract Report for 166693/0001 - March 2017

Name or company name	Roe Street Dental Practice
Contract type name	GDS Contract
Purpose of contract	General
Contract start date	01/10/2013
Contract end date	

16/17 Contracted general activity (UDA)	14,952
Carry forward general activity (UDA)	506
16/17 Contracted orthodontic activity (UOA)	0
Carry forward orthodontic activity (UOA)	0
Baseline contract value	£399,018.11

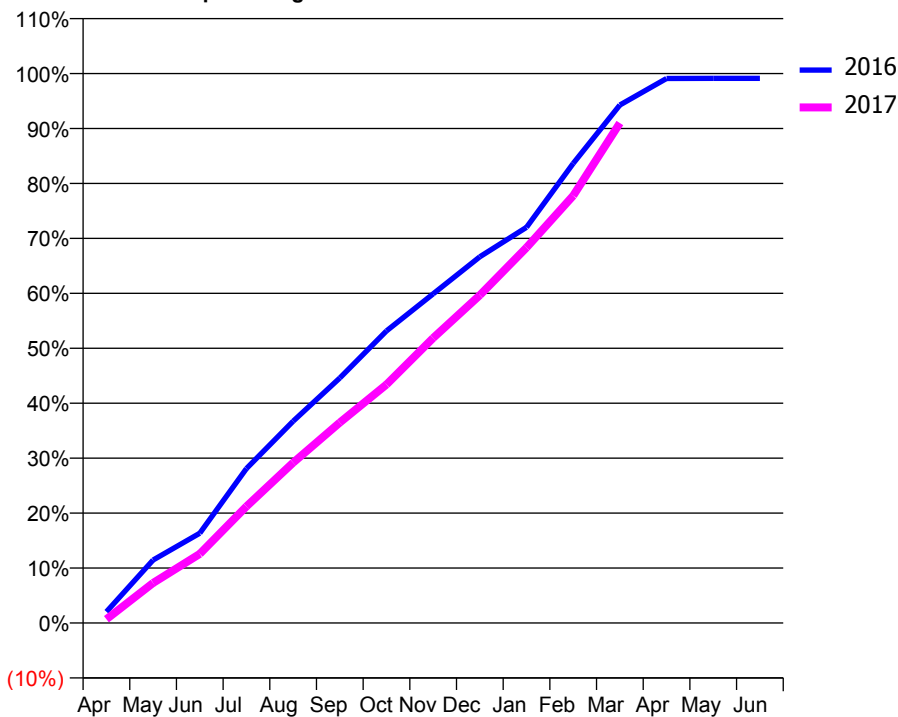
ACCESS*

Patients seen in 24 months	Total	Change since previous quarter
Quarter ending March 2016	4,039	
Quarter ending June 2016	4,086	→
Quarter ending September 2016	4,133	→
Quarter ending December 2016	4,292	↑
Quarter ending March 2017	4,613	↑
Variance since March 2016	14.2%	↑



ACTIVITY

Cumulative percentage of contracted UDA delivered 2016 & 2017



Month	Adjusted Scheduled Activity (UDA)	
	2016	2017
April	305	103
May	1,714	1,090
June	2,444	1,880
July	4,204	3,172
August	5,490	4,365
September	6,668	5,456
October	7,947	6,489
November	8,958	7,754
December	9,964	8,919
January	10,766	10,214
February	12,504	11,627
March	14,095	13,603
April	14,815	
May	14,819	
June	14,821	

QUALITY

	Quantity	Base Number	Contract	AT	Region	England
% of FP17s for the same patient ID Re-attending within 3 months - Children	227	1,468	15.5%	12.5%	13.3%	12.3%
% of FP17s for the same patient ID Re-attending within 3 months - Adults	1,517	7,168	21.2%	18.0%	17.3%	16.7%
% of FP17s for the same patient ID Re-attending between 3 & 9 months - Children	930	1,468	63.4%	57.1%	58.9%	57.6%
% of FP17s for the same patient ID Re-attending between 3 & 9 months - Adults	4,399	7,168	61.4%	50.6%	52.2%	50.1%
% of FP17s for Band 1 Urgent Courses	1,065	8,290	12.8%	9.8%	9.2%	9.1%
% of FP17s Relating to Free Repair or Replacements	120	8,290	1.4%	1.0%	1.0%	0.8%
% of FP17s Relating to Continuations	91	8,290	1.1%	1.6%	1.4%	1.2%
% of Patients satisfied with the dentistry they have received	13	16	81.3%	93.7%	93.1%	92.8%
% of Patients satisfied with the time they had to wait for an appointment	15	16	93.8%	93.0%	89.5%	88.7%

* This is based on patients treated on this contract for their most recent course of treatment. Figures in italics indicate the base number of FP17s or Patient Questionnaire responses are less than 100. N/A is shown where the base number of responses is less than 10 during the period. % is calculated as Quantity/Base number*100

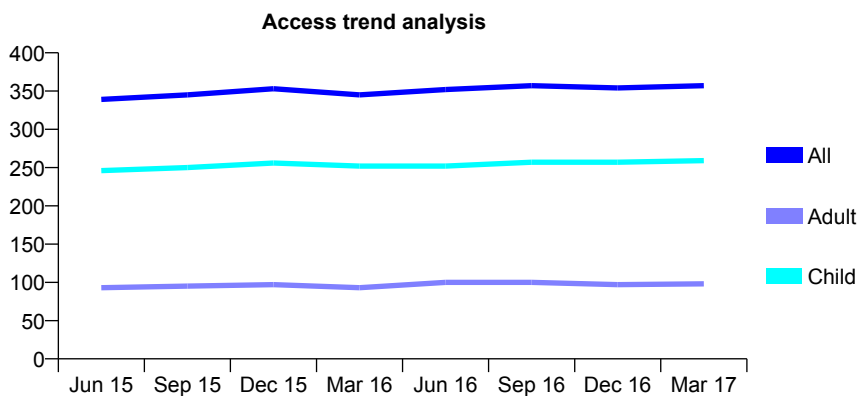
Q44 - Vital Signs At a Glance Contract Report for 168440/0001 - March 2017

Name or company name	John Sullivan Dental Practice Ltd
Contract type name	GDS Contract
Purpose of contract	General
Contract start date	01/05/2010
Contract end date	

16/17 Contracted general activity (UDA)	1,000
Carry forward general activity (UDA)	0
16/17 Contracted orthodontic activity (UOA)	0
Carry forward orthodontic activity (UOA)	0
Baseline contract value	£20,825.45

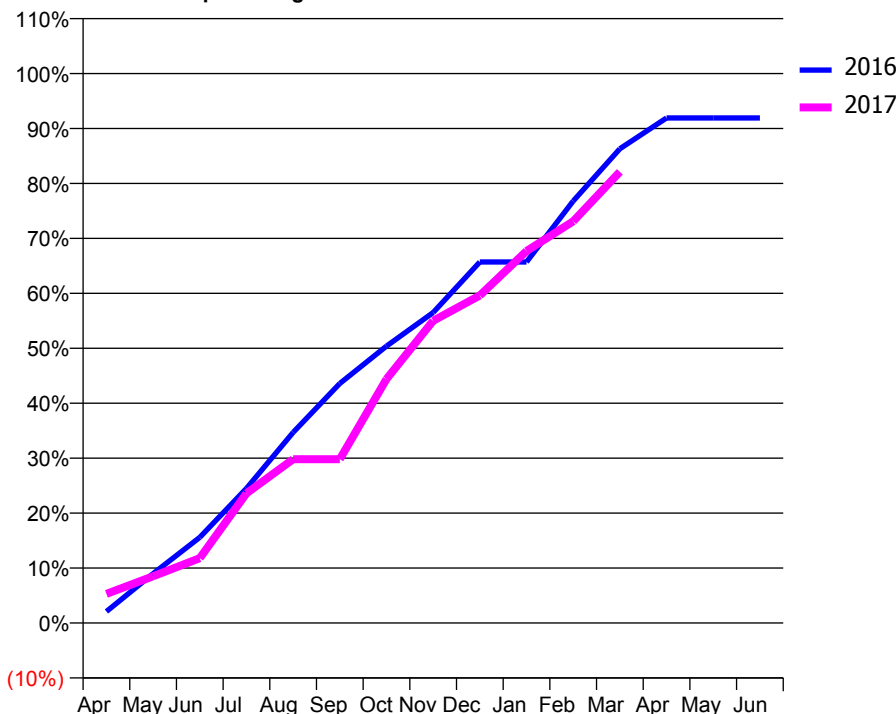
ACCESS*

Patients seen in 24 months	Total	Change since previous quarter
Quarter ending March 2016	345	
Quarter ending June 2016	352	↑
Quarter ending September 2016	357	→
Quarter ending December 2016	354	→
Quarter ending March 2017	357	→
Variance since March 2016	3.5%	↑



ACTIVITY

Cumulative percentage of contracted UDA delivered 2016 & 2017



Month	Adjusted Scheduled Activity (UDA)	
	2016	2017
April	21	53
May	90	85
June	156	118
July	245	236
August	347	298
September	436	298
October	504	444
November	565	550
December	657	596
January	657	677
February	768	731
March	863	821
April	919	
May	919	
June	919	

QUALITY

	Quantity	Base Number	Contract	AT	Region	England
% of FP17s for the same patient ID Re-attending within 3 months - Children	9	320	2.8%	12.5%	13.3%	12.3%
% of FP17s for the same patient ID Re-attending within 3 months - Adults	2	72	2.8%	18.0%	17.3%	16.7%
% of FP17s for the same patient ID Re-attending between 3 & 9 months - Children	165	320	51.6%	57.1%	58.9%	57.6%
% of FP17s for the same patient ID Re-attending between 3 & 9 months - Adults	36	72	50.0%	50.6%	52.2%	50.1%
% of FP17s for Band 1 Urgent Courses	0	362	0.0%	9.8%	9.2%	9.1%
% of FP17s Relating to Free Repair or Replacements	0	362	0.0%	1.0%	1.0%	0.8%
% of FP17s Relating to Continuations	0	362	0.0%	1.6%	1.4%	1.2%
% of Patients satisfied with the dentistry they have received	0	0	N/A	93.7%	93.1%	92.8%
% of Patients satisfied with the time they had to wait for an appointment	0	0	N/A	93.0%	89.5%	88.7%

* This is based on patients treated on this contract for their most recent course of treatment. Figures in italics indicate the base number of FP17s or Patient Questionnaire responses are less than 100. N/A is shown where the base number of responses is less than 10 during the period. % is calculated as Quantity/Base number*100

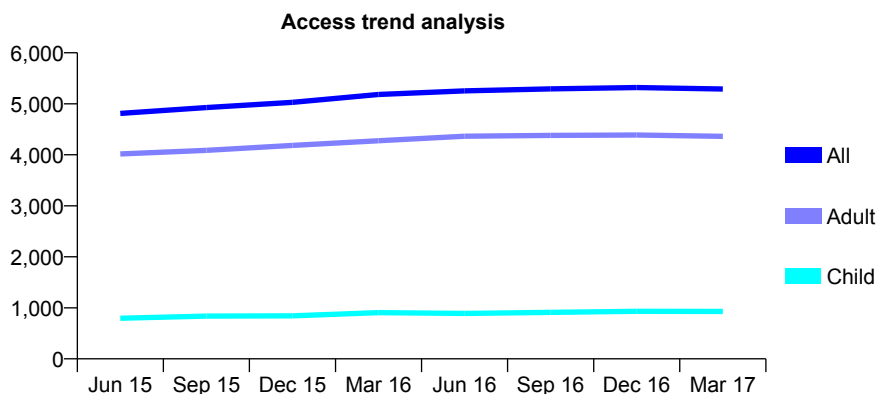
Q44 - Vital Signs At a Glance Contract Report for 169633/0001 - March 2017

Name or company name	Chester Dental Clinic
Contract type name	GDS Contract
Purpose of contract	General
Contract start date	01/04/2011
Contract end date	

16/17 Contracted general activity (UDA)	19,750
Carry forward general activity (UDA)	0
16/17 Contracted orthodontic activity (UOA)	0
Carry forward orthodontic activity (UOA)	0
Baseline contract value	£501,386.62

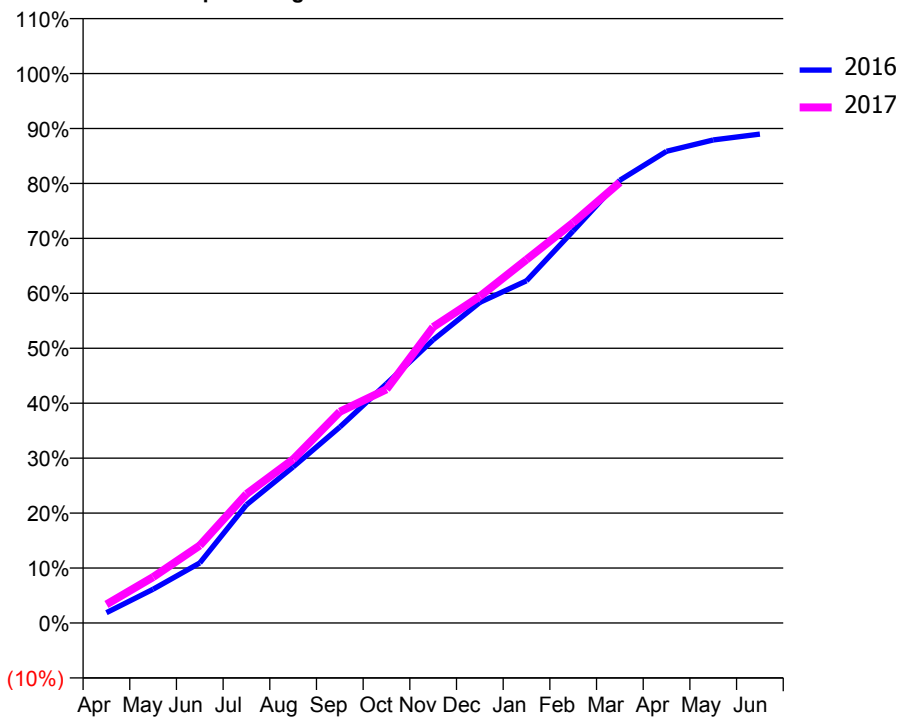
ACCESS*

Patients seen in 24 months	Total	Change since previous quarter
Quarter ending March 2016	5,184	
Quarter ending June 2016	5,253	→
Quarter ending September 2016	5,292	→
Quarter ending December 2016	5,319	→
Quarter ending March 2017	5,291	→
Variance since March 2016	2.1%	↑



ACTIVITY

Cumulative percentage of contracted UDA delivered 2016 & 2017



Month	Adjusted Scheduled Activity (UDA)	
	2016	2017
April	374	668
May	1,215	1,650
June	2,159	2,785
July	4,249	4,639
August	5,612	5,882
September	7,042	7,593
October	8,599	8,398
November	10,178	10,635
December	11,522	11,742
January	12,299	13,061
February	14,093	14,388
March	15,915	15,836
April	16,956	
May	17,362	
June	17,572	

QUALITY

	Quantity	Base Number	Contract	AT	Region	England
% of FP17s for the same patient ID Re-attending within 3 months - Children	184	1,369	13.4%	12.5%	13.3%	12.3%
% of FP17s for the same patient ID Re-attending within 3 months - Adults	1,445	5,963	24.2%	18.0%	17.3%	16.7%
% of FP17s for the same patient ID Re-attending between 3 & 9 months - Children	600	1,369	43.8%	57.1%	58.9%	57.6%
% of FP17s for the same patient ID Re-attending between 3 & 9 months - Adults	2,226	5,963	37.3%	50.6%	52.2%	50.1%
% of FP17s for Band 1 Urgent Courses	990	6,731	14.7%	9.8%	9.2%	9.1%
% of FP17s Relating to Free Repair or Replacements	58	6,731	0.9%	1.0%	1.0%	0.8%
% of FP17s Relating to Continuations	187	6,731	2.8%	1.6%	1.4%	1.2%
% of Patients satisfied with the dentistry they have received	17	18	94.4%	93.7%	93.1%	92.8%
% of Patients satisfied with the time they had to wait for an appointment	16	18	88.9%	93.0%	89.5%	88.7%

* This is based on patients treated on this contract for their most recent course of treatment. Figures in italics indicate the base number of FP17s or Patient Questionnaire responses are less than 100. N/A is shown where the base number of responses is less than 10 during the period. % is calculated as Quantity/Base number*100

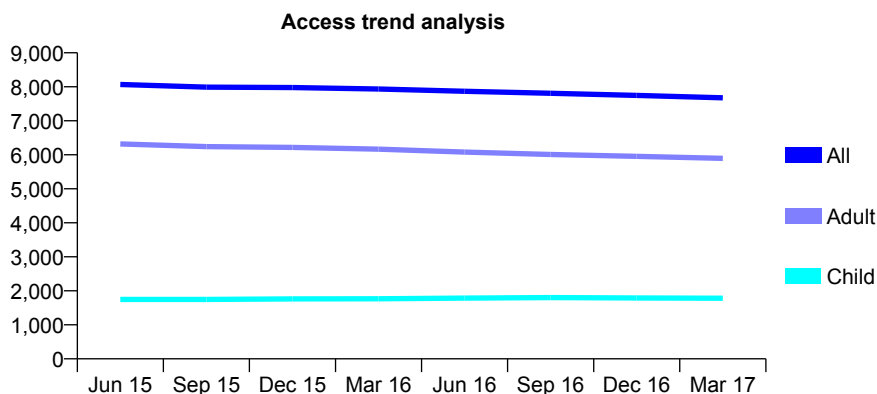
Q44 - Vital Signs At a Glance Contract Report for 171336/0001 - March 2017

Name or company name	Westborne Dental Practice
Contract type name	GDS Contract
Purpose of contract	General
Contract start date	01/04/2006
Contract end date	

16/17 Contracted general activity (UDA)	25,485
Carry forward general activity (UDA)	0
16/17 Contracted orthodontic activity (UOA)	0
Carry forward orthodontic activity (UOA)	0
Baseline contract value	£781,186.83

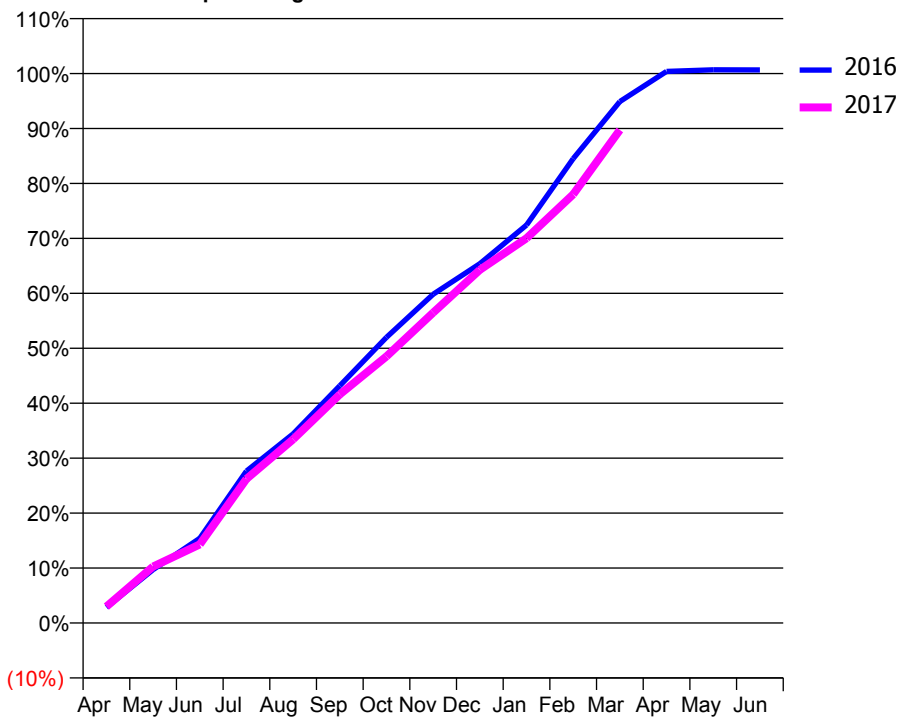
ACCESS*

Patients seen in 24 months	Total	Change since previous quarter
Quarter ending March 2016	7,935	
Quarter ending June 2016	7,868	→
Quarter ending September 2016	7,811	→
Quarter ending December 2016	7,746	→
Quarter ending March 2017	7,676	→
Variance since March 2016	(3.3%)	↓



ACTIVITY

Cumulative percentage of contracted UDA delivered 2016 & 2017



QUALITY

	Quantity	Base Number	Contract	AT	Region	England
% of FP17s for the same patient ID Re-attending within 3 months - Children	288	3,085	9.3%	12.5%	13.3%	12.3%
% of FP17s for the same patient ID Re-attending within 3 months - Adults	2,318	9,475	24.5%	18.0%	17.3%	16.7%
% of FP17s for the same patient ID Re-attending between 3 & 9 months - Children	1,985	3,085	64.3%	57.1%	58.9%	57.6%
% of FP17s for the same patient ID Re-attending between 3 & 9 months - Adults	4,909	9,475	51.8%	50.6%	52.2%	50.1%
% of FP17s for Band 1 Urgent Courses	1,812	11,067	16.4%	9.8%	9.2%	9.1%
% of FP17s Relating to Free Repair or Replacements	113	11,067	1.0%	1.0%	1.0%	0.8%
% of FP17s Relating to Continuations	102	11,067	0.9%	1.6%	1.4%	1.2%
% of Patients satisfied with the dentistry they have received	22	23	95.7%	93.7%	93.1%	92.8%
% of Patients satisfied with the time they had to wait for an appointment	23	23	100.0%	93.0%	89.5%	88.7%

* This is based on patients treated on this contract for their most recent course of treatment. Figures in italics indicate the base number of FP17s or Patient Questionnaire responses are less than 100. N/A is shown where the base number of responses is less than 10 during the period. % is calculated as Quantity/Base number*100

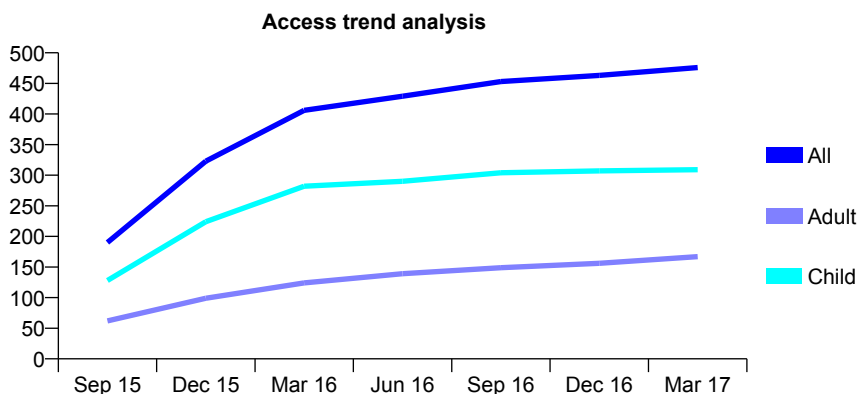
Q44 - Vital Signs At a Glance Contract Report for 173053/0001 - March 2017

Name or company name	Chester Road Dental Care Ltd
Contract type name	GDS Contract
Purpose of contract	General
Contract start date	01/07/2015
Contract end date	

16/17 Contracted general activity (UDA)	1,149
Carry forward general activity (UDA)	0
16/17 Contracted orthodontic activity (UOA)	0
Carry forward orthodontic activity (UOA)	0
Baseline contract value	£24,019.05

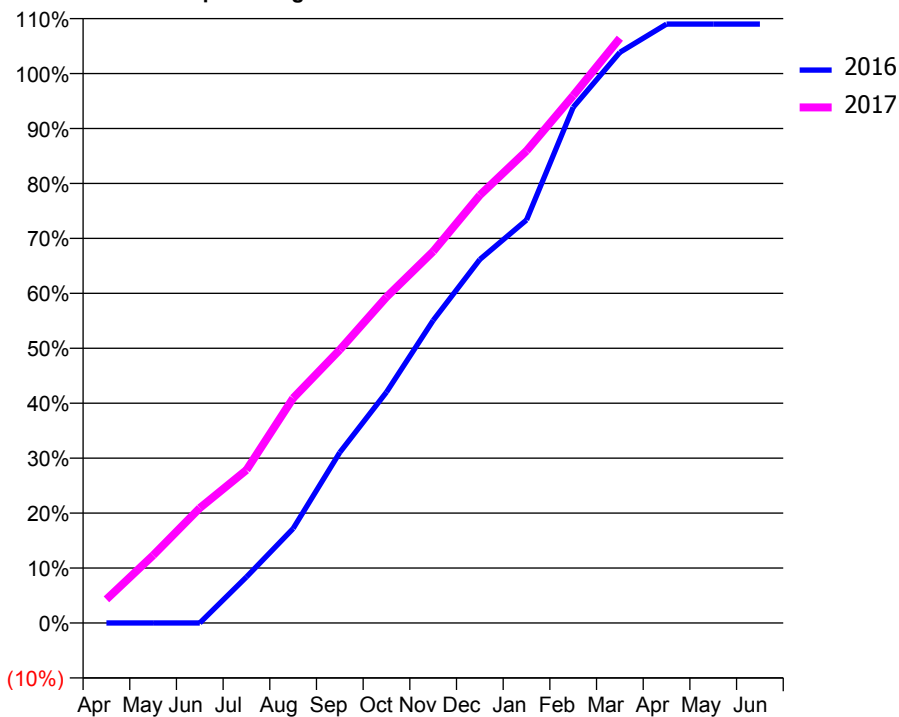
ACCESS*

Patients seen in 24 months	Total	Change since previous quarter
Quarter ending March 2016	406	
Quarter ending June 2016	429	↑
Quarter ending September 2016	453	↑
Quarter ending December 2016	463	↑
Quarter ending March 2017	476	↑
Variance since March 2016	17.2%	↑



ACTIVITY

Cumulative percentage of contracted UDA delivered 2016 & 2017



Month	Adjusted Scheduled Activity (UDA)	
	2016	2017
April	0	49
May	0	141
June	0	241
July	74	320
August	152	470
September	275	571
October	372	682
November	488	777
December	586	895
January	650	987
February	832	1,103
March	920	1,223
April	966	
May	966	
June	966	

QUALITY

	Quantity	Base Number	Contract	AT	Region	England
% of FP17s for the same patient ID Re-attending within 3 months - Children	67	587	11.4%	12.5%	13.3%	12.3%
% of FP17s for the same patient ID Re-attending within 3 months - Adults	39	246	15.9%	18.0%	17.3%	16.7%
% of FP17s for the same patient ID Re-attending between 3 & 9 months - Children	416	587	70.9%	57.1%	58.9%	57.6%
% of FP17s for the same patient ID Re-attending between 3 & 9 months - Adults	160	246	65.0%	50.6%	52.2%	50.1%
% of FP17s for Band 1 Urgent Courses	39	800	4.9%	9.8%	9.2%	9.1%
% of FP17s Relating to Free Repair or Replacements	4	800	0.5%	1.0%	1.0%	0.8%
% of FP17s Relating to Continuations	2	800	0.3%	1.6%	1.4%	1.2%
% of Patients satisfied with the dentistry they have received	1	1	N/A	93.7%	93.1%	92.8%
% of Patients satisfied with the time they had to wait for an appointment	1	1	N/A	93.0%	89.5%	88.7%

* This is based on patients treated on this contract for their most recent course of treatment. Figures in italics indicate the base number of FP17s or Patient Questionnaire responses are less than 100. N/A is shown where the base number of responses is less than 10 during the period. % is calculated as Quantity/Base number*100

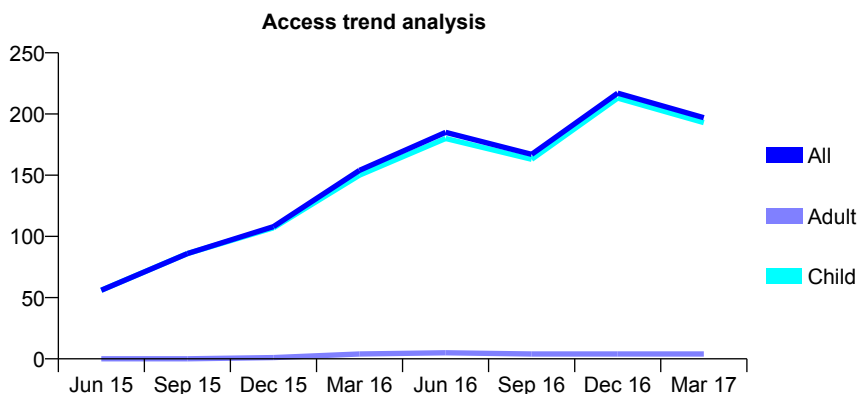
Q44 - Vital Signs At a Glance Contract Report for 174343/0002 - March 2017

Name or company name	Bridgewater Community Healthcare NHS F
Contract type name	PDS Contract
Purpose of contract	General
Contract start date	01/04/2015
Contract end date	31/03/2018

16/17 Contracted general activity (UDA)	3,000
Carry forward general activity (UDA)	0
16/17 Contracted orthodontic activity (UOA)	0
Carry forward orthodontic activity (UOA)	0
Baseline contract value	£594,947.89

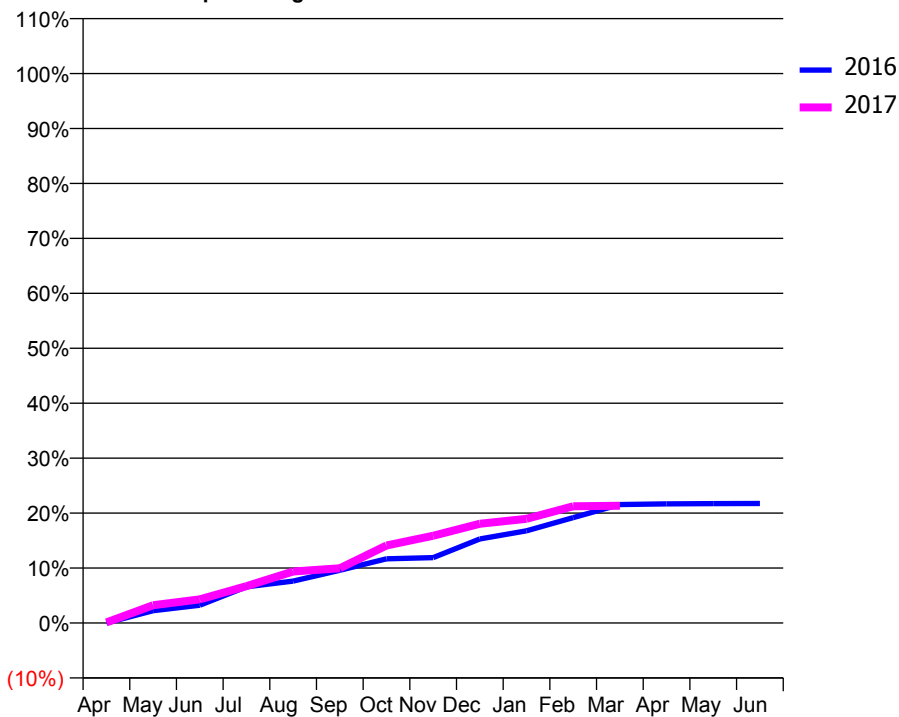
ACCESS*

Patients seen in 24 months	Total	Change since previous quarter
Quarter ending March 2016	154	
Quarter ending June 2016	185	↑
Quarter ending September 2016	167	↓
Quarter ending December 2016	217	↑
Quarter ending March 2017	197	↓
Variance since March 2016	27.9%	↑



ACTIVITY

Cumulative percentage of contracted UDA delivered 2016 & 2017



Month	Adjusted Scheduled Activity (UDA)	
	2016	2017
April	0	3
May	67	97
June	97	129
July	198	201
August	229	281
September	288	299
October	350	423
November	357	476
December	459	542
January	504	569
February	576	637
March	647	640
April	651	
May	652	
June	653	

QUALITY

	Quantity	Base Number	Contract	AT	Region	England
% of FP17s for the same patient ID Re-attending within 3 months - Children	2	232	0.9%	12.5%	13.3%	12.3%
% of FP17s for the same patient ID Re-attending within 3 months - Adults	0	2	0.0%	18.0%	17.3%	16.7%
% of FP17s for the same patient ID Re-attending between 3 & 9 months - Children	2	232	0.9%	57.1%	58.9%	57.6%
% of FP17s for the same patient ID Re-attending between 3 & 9 months - Adults	0	2	0.0%	50.6%	52.2%	50.1%
% of FP17s for Band 1 Urgent Courses	1	230	0.4%	9.8%	9.2%	9.1%
% of FP17s Relating to Free Repair or Replacements	0	230	0.0%	1.0%	1.0%	0.8%
% of FP17s Relating to Continuations	0	230	0.0%	1.6%	1.4%	1.2%
% of Patients satisfied with the dentistry they have received	1	1	N/A	93.7%	93.1%	92.8%
% of Patients satisfied with the time they had to wait for an appointment	1	1	N/A	93.0%	89.5%	88.7%

* This is based on patients treated on this contract for their most recent course of treatment. Figures in italics indicate the base number of FP17s or Patient Questionnaire responses are less than 100. N/A is shown where the base number of responses is less than 10 during the period. % is calculated as Quantity/Base number*100

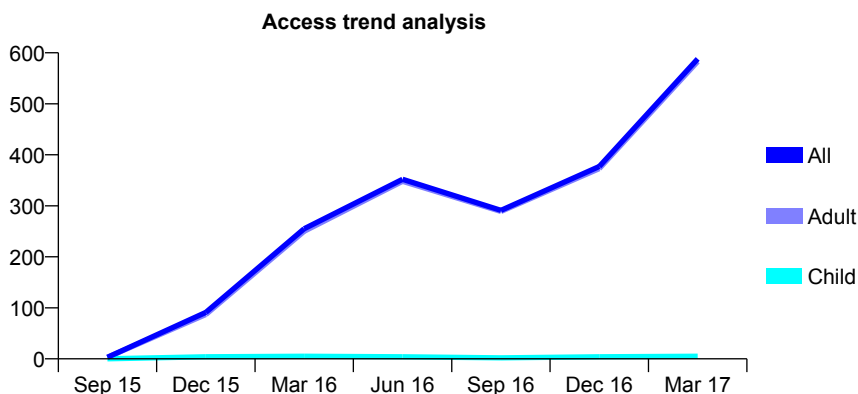
Q44 - Vital Signs At a Glance Contract Report for 174343/0012 - March 2017

Name or company name	Bridgewater Community Healthcare NHS F
Contract type name	PDS Contract
Purpose of contract	General
Contract start date	01/07/2015
Contract end date	30/06/2018

16/17 Contracted general activity (UDA)	6,600
Carry forward general activity (UDA)	0
16/17 Contracted orthodontic activity (UOA)	0
Carry forward orthodontic activity (UOA)	0
Baseline contract value	£357,172.83

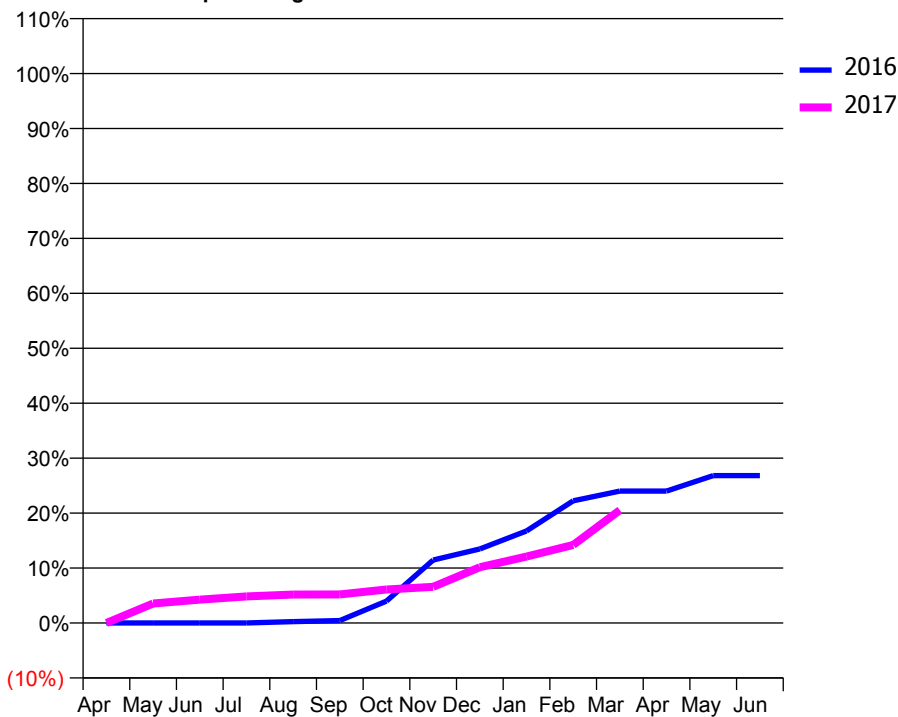
ACCESS*

Patients seen in 24 months	Total	Change since previous quarter
Quarter ending March 2016	255	
Quarter ending June 2016	352	↑
Quarter ending September 2016	291	↓
Quarter ending December 2016	377	↑
Quarter ending March 2017	588	↑
Variance since March 2016	130.6%	↑



ACTIVITY

Cumulative percentage of contracted UDA delivered 2016 & 2017



Adjusted Scheduled Activity (UDA)

Month	2016	2017
April	0	0
May	0	234
June	0	281
July	0	319
August	17	341
September	30	344
October	264	402
November	757	435
December	890	670
January	1,106	798
February	1,468	938
March	1,584	1,355
April	1,584	
May	1,770	
June	1,771	

QUALITY

	Quantity	Base Number	Contract	AT	Region	England
% of FP17s for the same patient ID Re-attending within 3 months - Children	0	9	0.0%	12.5%	13.3%	12.3%
% of FP17s for the same patient ID Re-attending within 3 months - Adults	9	638	1.4%	18.0%	17.3%	16.7%
% of FP17s for the same patient ID Re-attending between 3 & 9 months - Children	0	9	0.0%	57.1%	58.9%	57.6%
% of FP17s for the same patient ID Re-attending between 3 & 9 months - Adults	1	638	0.2%	50.6%	52.2%	50.1%
% of FP17s for Band 1 Urgent Courses	2	571	0.4%	9.8%	9.2%	9.1%
% of FP17s Relating to Free Repair or Replacements	0	571	0.0%	1.0%	1.0%	0.8%
% of FP17s Relating to Continuations	6	571	1.1%	1.6%	1.4%	1.2%
% of Patients satisfied with the dentistry they have received	0	0	N/A	93.7%	93.1%	92.8%
% of Patients satisfied with the time they had to wait for an appointment	0	0	N/A	93.0%	89.5%	88.7%

* This is based on patients treated on this contract for their most recent course of treatment. Figures in italics indicate the base number of FP17s or Patient Questionnaire responses are less than 100. N/A is shown where the base number of responses is less than 10 during the period. % is calculated as Quantity/Base number*100

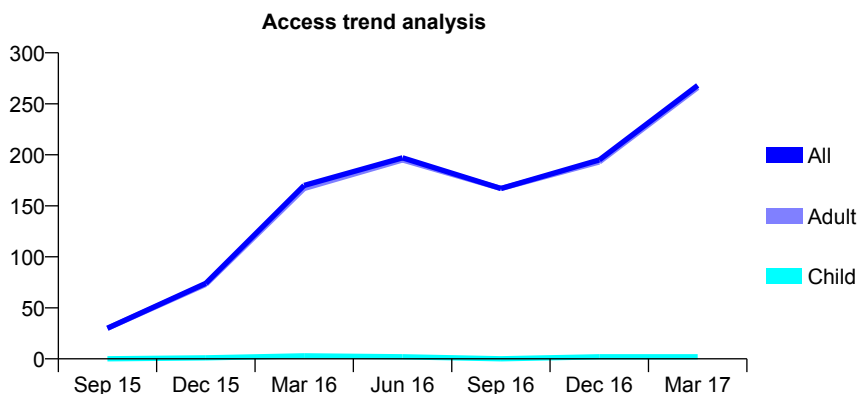
Q44 - Vital Signs At a Glance Contract Report for 174343/0013 - March 2017

Name or company name	Bridgewater Community Healthcare NHS F
Contract type name	PDS Contract
Purpose of contract	General
Contract start date	01/07/2015
Contract end date	30/06/2018

16/17 Contracted general activity (UDA)	2,850
Carry forward general activity (UDA)	0
16/17 Contracted orthodontic activity (UOA)	0
Carry forward orthodontic activity (UOA)	0
Baseline contract value	£153,074.07

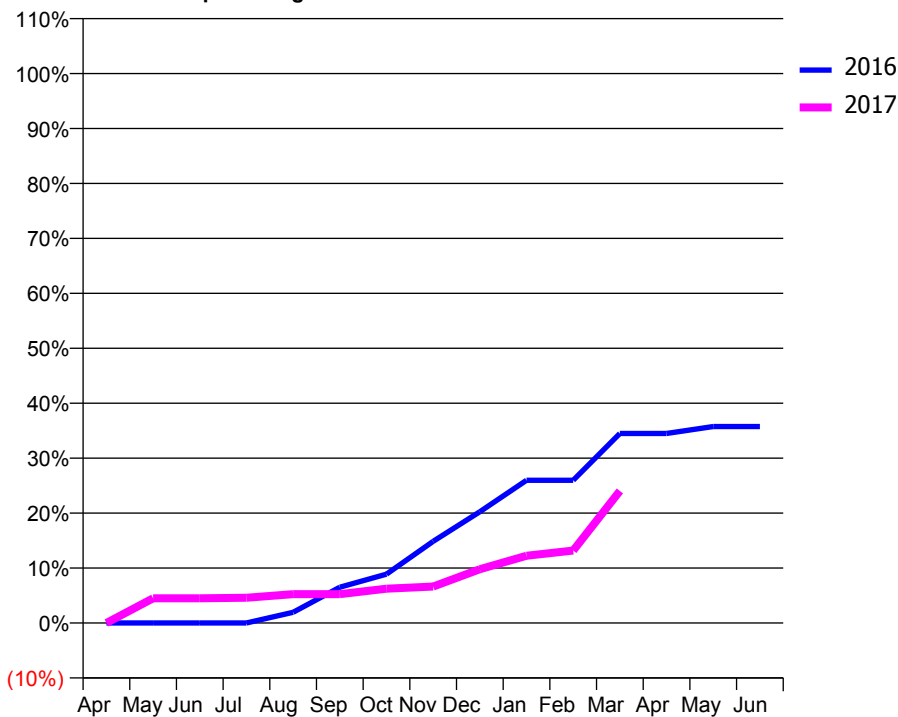
ACCESS*

Patients seen in 24 months	Total	Change since previous quarter
Quarter ending March 2016	170	
Quarter ending June 2016	197	↑
Quarter ending September 2016	167	↓
Quarter ending December 2016	195	↑
Quarter ending March 2017	268	↑
Variance since March 2016	57.6%	↑



ACTIVITY

Cumulative percentage of contracted UDA delivered 2016 & 2017



Adjusted Scheduled Activity (UDA)

Month	2016	2017
April	0	0
May	0	128
June	0	128
July	0	131
August	56	150
September	186	150
October	253	178
November	423	189
December	577	279
January	740	349
February	740	376
March	983	685
April	983	
May	1,019	
June	1,019	

QUALITY

	Quantity	Base Number	Contract	AT	Region	England
% of FP17s for the same patient ID Re-attending within 3 months - Children	0	4	0.0%	12.5%	13.3%	12.3%
% of FP17s for the same patient ID Re-attending within 3 months - Adults	1	281	0.4%	18.0%	17.3%	16.7%
% of FP17s for the same patient ID Re-attending between 3 & 9 months - Children	0	4	0.0%	57.1%	58.9%	57.6%
% of FP17s for the same patient ID Re-attending between 3 & 9 months - Adults	2	281	0.7%	50.6%	52.2%	50.1%
% of FP17s for Band 1 Urgent Courses	1	267	0.4%	9.8%	9.2%	9.1%
% of FP17s Relating to Free Repair or Replacements	0	267	0.0%	1.0%	1.0%	0.8%
% of FP17s Relating to Continuations	0	267	0.0%	1.6%	1.4%	1.2%
% of Patients satisfied with the dentistry they have received	2	2	N/A	93.7%	93.1%	92.8%
% of Patients satisfied with the time they had to wait for an appointment	2	2	N/A	93.0%	89.5%	88.7%

* This is based on patients treated on this contract for their most recent course of treatment. Figures in italics indicate the base number of FP17s or Patient Questionnaire responses are less than 100. N/A is shown where the base number of responses is less than 10 during the period. % is calculated as Quantity/Base number*100

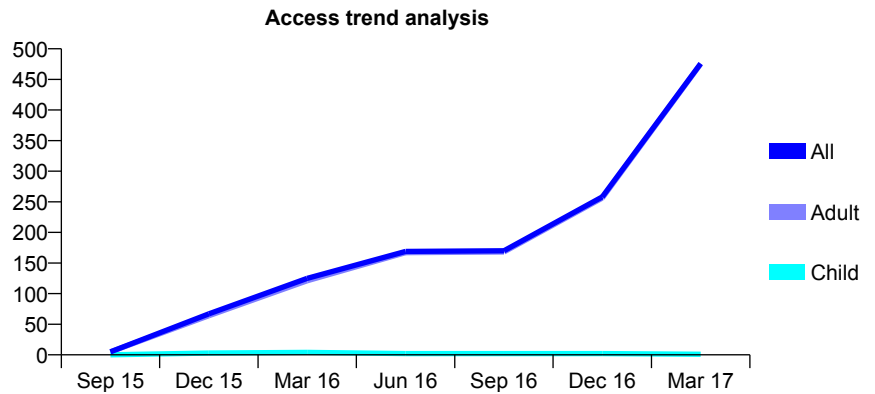
Q44 - Vital Signs At a Glance Contract Report for 174343/0014 - March 2017

Name or company name	Bridgewater Community Healthcare NHS F
Contract type name	PDS Contract
Purpose of contract	General
Contract start date	01/07/2015
Contract end date	30/06/2018

16/17 Contracted general activity (UDA)	3,450
Carry forward general activity (UDA)	0
16/17 Contracted orthodontic activity (UOA)	0
Carry forward orthodontic activity (UOA)	0
Baseline contract value	£188,791.35

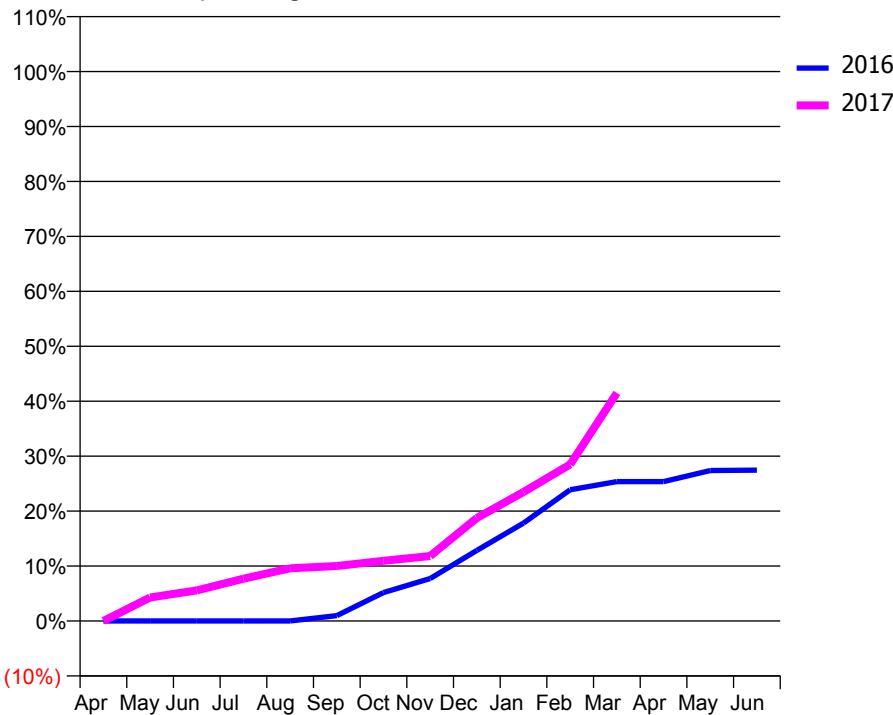
ACCESS*

Patients seen in 24 months	Total	Change since previous quarter
Quarter ending March 2016	125	
Quarter ending June 2016	169	↑
Quarter ending September 2016	170	→
Quarter ending December 2016	258	↑
Quarter ending March 2017	476	↑
Variance since March 2016	280.8%	↑



ACTIVITY

Cumulative percentage of contracted UDA delivered 2016 & 2017



Month	Adjusted Scheduled Activity (UDA)	
	2016	2017
April	0	0
May	0	148
June	0	192
July	0	266
August	0	331
September	34	345
October	179	378
November	267	408
December	443	647
January	615	810
February	824	983
March	875	1,432
April	875	
May	945	
June	947	

QUALITY

	Quantity	Base Number	Contract	AT	Region	England
% of FP17s for the same patient ID Re-attending within 3 months - Children	0	1	0.0%	12.5%	13.3%	12.3%
% of FP17s for the same patient ID Re-attending within 3 months - Adults	6	633	0.9%	18.0%	17.3%	16.7%
% of FP17s for the same patient ID Re-attending between 3 & 9 months - Children	0	1	0.0%	57.1%	58.9%	57.6%
% of FP17s for the same patient ID Re-attending between 3 & 9 months - Adults	1	633	0.2%	50.6%	52.2%	50.1%
% of FP17s for Band 1 Urgent Courses	1	600	0.2%	9.8%	9.2%	9.1%
% of FP17s Relating to Free Repair or Replacements	0	600	0.0%	1.0%	1.0%	0.8%
% of FP17s Relating to Continuations	0	600	0.0%	1.6%	1.4%	1.2%
% of Patients satisfied with the dentistry they have received	0	0	N/A	93.7%	93.1%	92.8%
% of Patients satisfied with the time they had to wait for an appointment	0	0	N/A	93.0%	89.5%	88.7%

* This is based on patients treated on this contract for their most recent course of treatment. Figures in italics indicate the base number of FP17s or Patient Questionnaire responses are less than 100. N/A is shown where the base number of responses is less than 10 during the period. % is calculated as Quantity/Base number*100

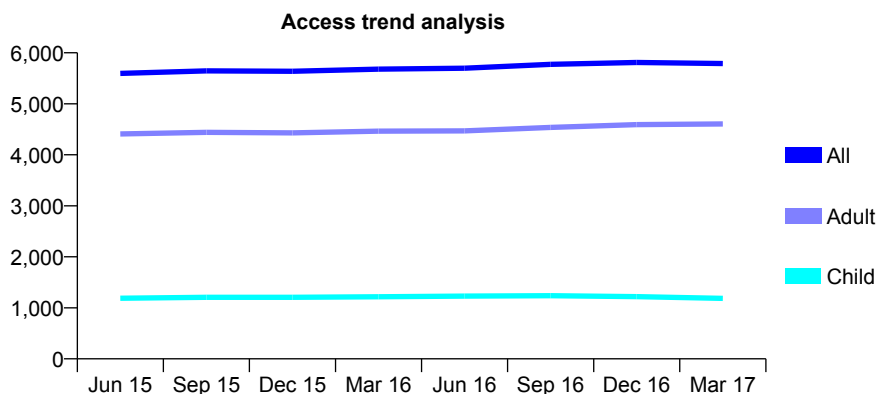
Q44 - Vital Signs At a Glance Contract Report for 175889/0001 - March 2017

Name or company name	Holmlands Dental Practice
Contract type name	GDS Contract
Purpose of contract	General
Contract start date	01/04/2006
Contract end date	

16/17 Contracted general activity (UDA)	19,000
Carry forward general activity (UDA)	0
16/17 Contracted orthodontic activity (UOA)	0
Carry forward orthodontic activity (UOA)	0
Baseline contract value	£557,546.00

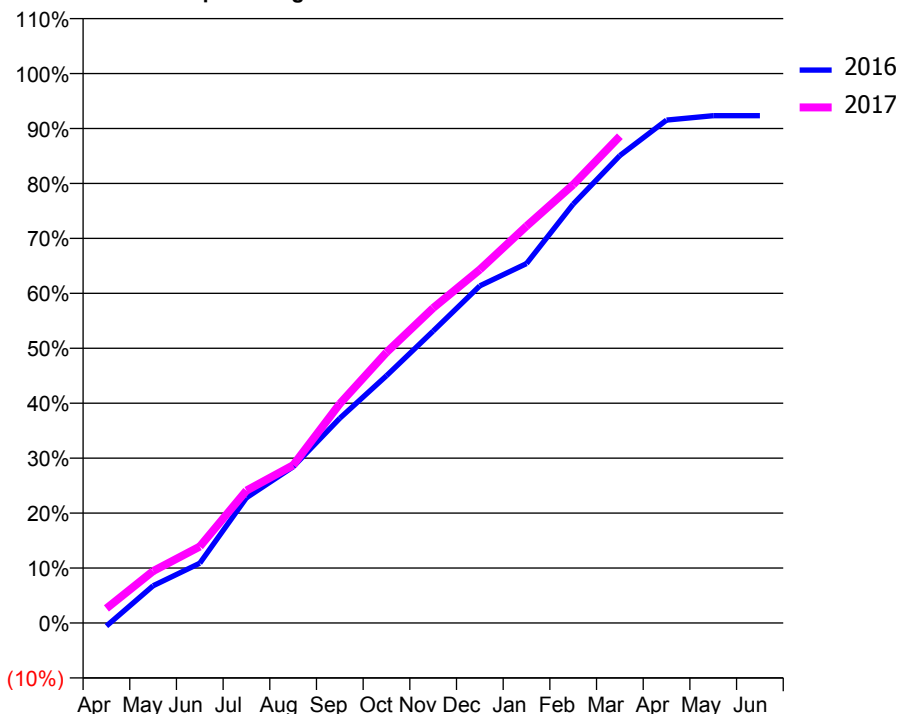
ACCESS*

Patients seen in 24 months	Total	Change since previous quarter
Quarter ending March 2016	5,681	
Quarter ending June 2016	5,698	→
Quarter ending September 2016	5,775	→
Quarter ending December 2016	5,810	→
Quarter ending March 2017	5,790	→
Variance since March 2016	1.9%	→



ACTIVITY

Cumulative percentage of contracted UDA delivered 2016 & 2017



Month	Adjusted Scheduled Activity (UDA)	
	2016	2017
April	-114	505
May	1,336	1,797
June	2,146	2,645
July	4,498	4,580
August	5,606	5,455
September	7,352	7,583
October	8,876	9,358
November	10,480	10,894
December	12,103	12,222
January	12,903	13,724
February	15,039	15,159
March	16,781	16,830
April	18,054	
May	18,213	
June	18,213	

QUALITY

	Quantity	Base Number	Contract	AT	Region	England
% of FP17s for the same patient ID Re-attending within 3 months - Children	165	1,803	9.2%	12.5%	13.3%	12.3%
% of FP17s for the same patient ID Re-attending within 3 months - Adults	1,078	6,100	17.7%	18.0%	17.3%	16.7%
% of FP17s for the same patient ID Re-attending between 3 & 9 months - Children	974	1,803	54.0%	57.1%	58.9%	57.6%
% of FP17s for the same patient ID Re-attending between 3 & 9 months - Adults	2,617	6,100	42.9%	50.6%	52.2%	50.1%
% of FP17s for Band 1 Urgent Courses	1,185	7,465	15.9%	9.8%	9.2%	9.1%
% of FP17s Relating to Free Repair or Replacements	53	7,465	0.7%	1.0%	1.0%	0.8%
% of FP17s Relating to Continuations	185	7,465	2.5%	1.6%	1.4%	1.2%
% of Patients satisfied with the dentistry they have received	19	19	100.0%	93.7%	93.1%	92.8%
% of Patients satisfied with the time they had to wait for an appointment	19	19	100.0%	93.0%	89.5%	88.7%

* This is based on patients treated on this contract for their most recent course of treatment. Figures in italics indicate the base number of FP17s or Patient Questionnaire responses are less than 100. N/A is shown where the base number of responses is less than 10 during the period. % is calculated as Quantity/Base number*100

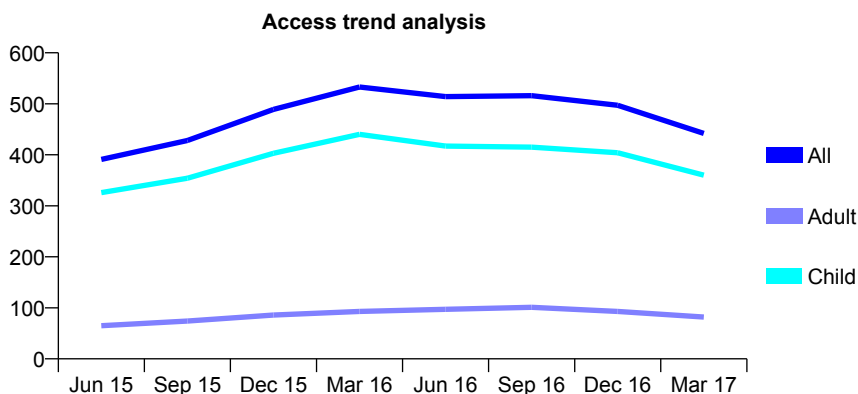
Q44 - Vital Signs At a Glance Contract Report for 176699/0001 - March 2017

Name or company name	Brunner Court Dental Practice
Contract type name	GDS Contract
Purpose of contract	General
Contract start date	01/11/2014
Contract end date	

16/17 Contracted general activity (UDA)	1,606
Carry forward general activity (UDA)	0
16/17 Contracted orthodontic activity (UOA)	0
Carry forward orthodontic activity (UOA)	0
Baseline contract value	£39,210.35

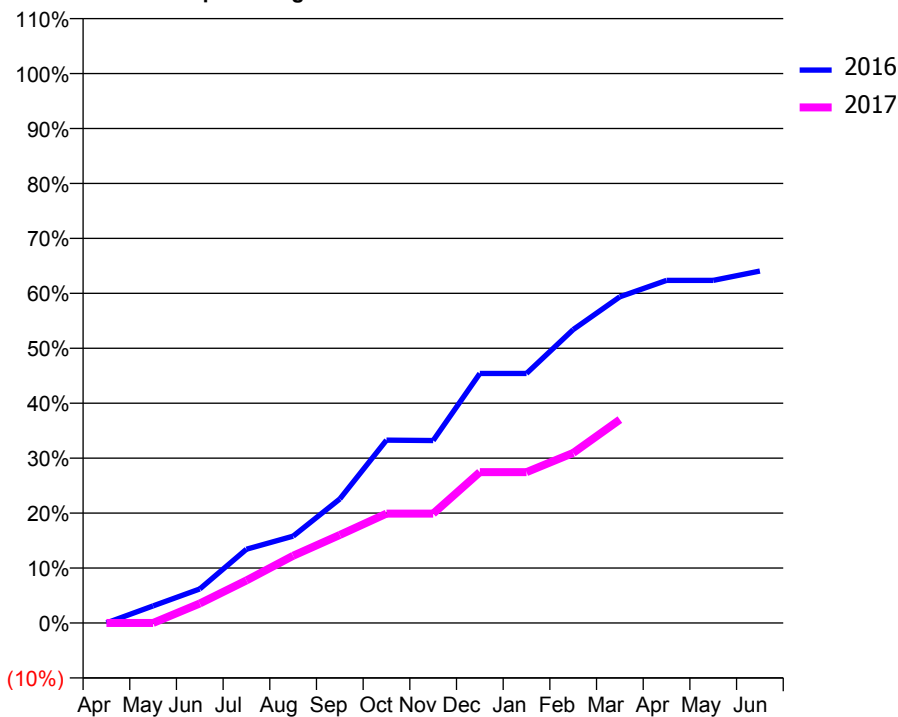
ACCESS*

Patients seen in 24 months	Total	Change since previous quarter
Quarter ending March 2016	533	
Quarter ending June 2016	514	↓
Quarter ending September 2016	516	→
Quarter ending December 2016	497	↓
Quarter ending March 2017	442	↓
Variance since March 2016	(17.1%)	↓



ACTIVITY

Cumulative percentage of contracted UDA delivered 2016 & 2017



Month	Adjusted Scheduled Activity (UDA)	
	2016	2017
April	0	0
May	50	0
June	100	57
July	216	125
August	254	197
September	363	258
October	534	320
November	533	320
December	729	441
January	729	441
February	857	497
March	953	594
April	1,001	
May	1,001	
June	1,029	

QUALITY

	Quantity	Base Number	Contract	AT	Region	England
% of FP17s for the same patient ID Re-attending within 3 months - Children	26	494	5.3%	12.5%	13.3%	12.3%
% of FP17s for the same patient ID Re-attending within 3 months - Adults	6	52	11.5%	18.0%	17.3%	16.7%
% of FP17s for the same patient ID Re-attending between 3 & 9 months - Children	319	494	64.6%	57.1%	58.9%	57.6%
% of FP17s for the same patient ID Re-attending between 3 & 9 months - Adults	33	52	63.5%	50.6%	52.2%	50.1%
% of FP17s for Band 1 Urgent Courses	7	466	1.5%	9.8%	9.2%	9.1%
% of FP17s Relating to Free Repair or Replacements	0	466	0.0%	1.0%	1.0%	0.8%
% of FP17s Relating to Continuations	7	466	1.5%	1.6%	1.4%	1.2%
% of Patients satisfied with the dentistry they have received	0	0	N/A	93.7%	93.1%	92.8%
% of Patients satisfied with the time they had to wait for an appointment	0	0	N/A	93.0%	89.5%	88.7%

* This is based on patients treated on this contract for their most recent course of treatment. Figures in italics indicate the base number of FP17s or Patient Questionnaire responses are less than 100. N/A is shown where the base number of responses is less than 10 during the period. % is calculated as Quantity/Base number*100

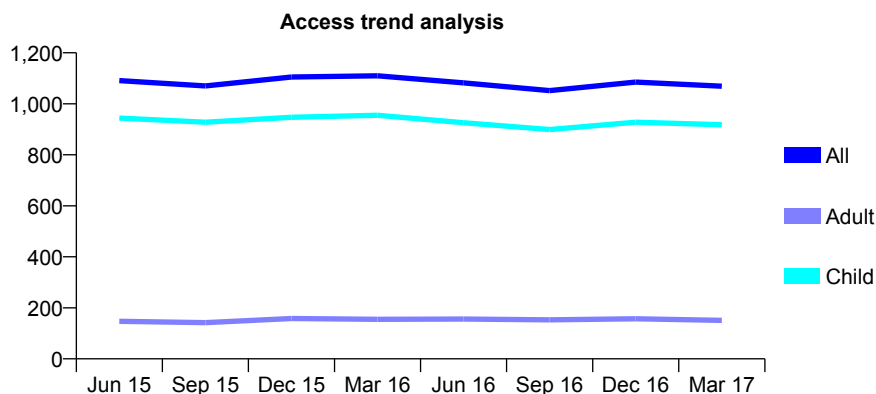
Q44 - Vital Signs At a Glance Contract Report for 177482/0001 - March 2017

Name or company name	Moody Terrace Dental Practice Ltd
Contract type name	GDS Contract
Purpose of contract	General
Contract start date	01/01/2008
Contract end date	

16/17 Contracted general activity (UDA)	4,000
Carry forward general activity (UDA)	0
16/17 Contracted orthodontic activity (UOA)	0
Carry forward orthodontic activity (UOA)	0
Baseline contract value	£83,503.30

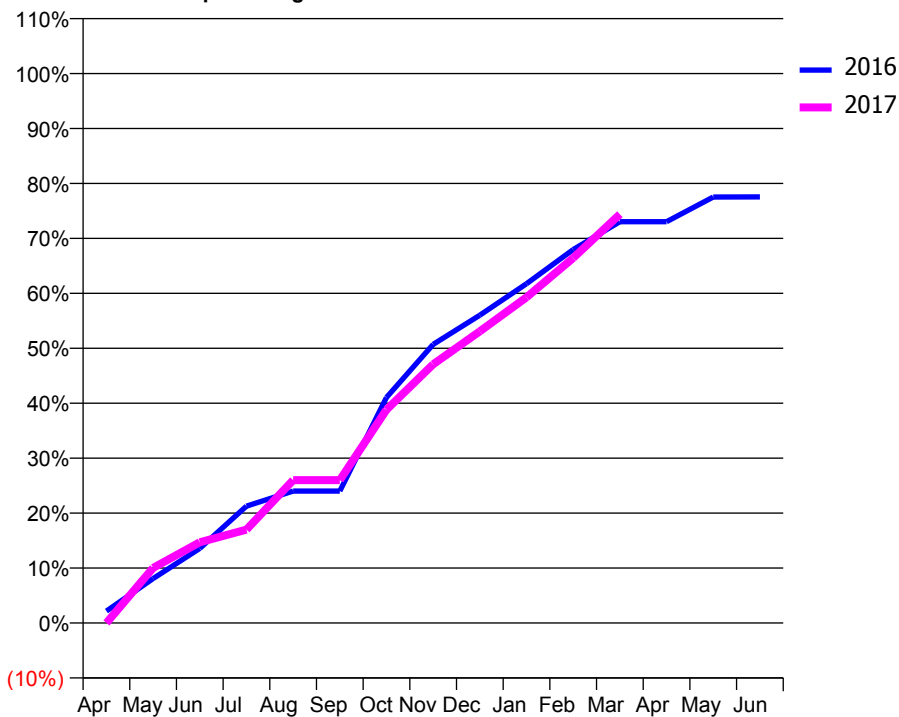
ACCESS*

Patients seen in 24 months	Total	Change since previous quarter
Quarter ending March 2016	1,110	
Quarter ending June 2016	1,082	↓
Quarter ending September 2016	1,052	↓
Quarter ending December 2016	1,085	↑
Quarter ending March 2017	1,069	↓
Variance since March 2016	(3.7%)	↓



ACTIVITY

Cumulative percentage of contracted UDA delivered 2016 & 2017



Adjusted Scheduled Activity (UDA)

Month	2016	2017
April	87	0
May	324	402
June	543	587
July	850	680
August	960	1,040
September	960	1,040
October	1,642	1,552
November	2,028	1,884
December	2,241	2,124
January	2,470	2,370
February	2,718	2,658
March	2,921	2,975
April	2,921	
May	3,100	
June	3,101	

QUALITY

	Quantity	Base Number	Contract	AT	Region	England
% of FP17s for the same patient ID Re-attending within 3 months - Children	164	1,657	9.9%	12.5%	13.3%	12.3%
% of FP17s for the same patient ID Re-attending within 3 months - Adults	6	96	6.3%	18.0%	17.3%	16.7%
% of FP17s for the same patient ID Re-attending between 3 & 9 months - Children	1,059	1,657	63.9%	57.1%	58.9%	57.6%
% of FP17s for the same patient ID Re-attending between 3 & 9 months - Adults	71	96	74.0%	50.6%	52.2%	50.1%
% of FP17s for Band 1 Urgent Courses	56	1,651	3.4%	9.8%	9.2%	9.1%
% of FP17s Relating to Free Repair or Replacements	0	1,651	0.0%	1.0%	1.0%	0.8%
% of FP17s Relating to Continuations	9	1,651	0.5%	1.6%	1.4%	1.2%
% of Patients satisfied with the dentistry they have received	2	2	N/A	93.7%	93.1%	92.8%
% of Patients satisfied with the time they had to wait for an appointment	2	2	N/A	93.0%	89.5%	88.7%

* This is based on patients treated on this contract for their most recent course of treatment. Figures in italics indicate the base number of FP17s or Patient Questionnaire responses are less than 100. N/A is shown where the base number of responses is less than 10 during the period. % is calculated as Quantity/Base number*100

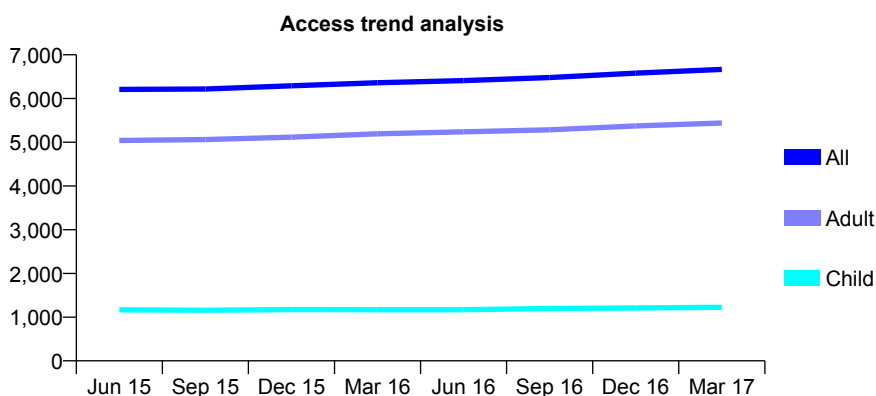
Q44 - Vital Signs At a Glance Contract Report for 181331/0001 - March 2017

Name or company name	Prenton Dental Practice
Contract type name	GDS Contract
Purpose of contract	General
Contract start date	01/04/2006
Contract end date	

16/17 Contracted general activity (UDA)	21,341
Carry forward general activity (UDA)	252
16/17 Contracted orthodontic activity (UOA)	0
Carry forward orthodontic activity (UOA)	0
Baseline contract value	£637,097.48

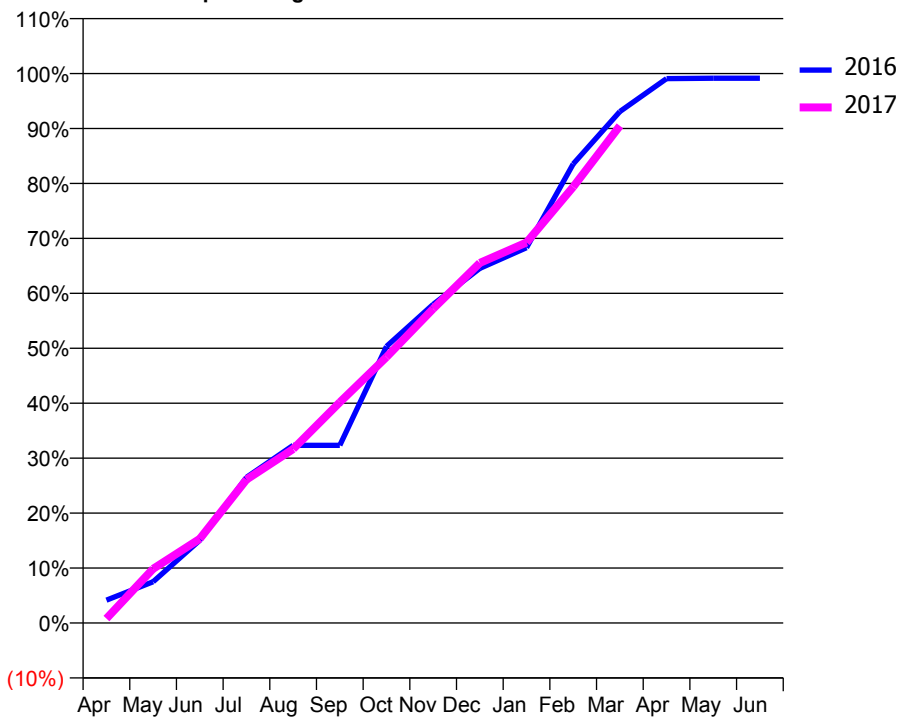
ACCESS*

Patients seen in 24 months	Total	Change since previous quarter
Quarter ending March 2016	6,362	
Quarter ending June 2016	6,409	→
Quarter ending September 2016	6,481	→
Quarter ending December 2016	6,581	→
Quarter ending March 2017	6,666	→
Variance since March 2016	4.8%	↑



ACTIVITY

Cumulative percentage of contracted UDA delivered 2016 & 2017



Month	Adjusted Scheduled Activity (UDA)	
	2016	2017
April	891	175
May	1,605	2,106
June	3,214	3,270
July	5,657	5,568
August	6,899	6,756
September	6,899	8,571
October	10,741	10,328
November	12,377	12,202
December	13,773	13,987
January	14,575	14,780
February	17,827	16,938
March	19,863	19,309
April	21,143	
May	21,159	
June	21,159	

QUALITY

	Quantity	Base Number	Contract	AT	Region	England
% of FP17s for the same patient ID Re-attending within 3 months - Children	237	1,857	12.8%	12.5%	13.3%	12.3%
% of FP17s for the same patient ID Re-attending within 3 months - Adults	2,169	8,462	25.6%	18.0%	17.3%	16.7%
% of FP17s for the same patient ID Re-attending between 3 & 9 months - Children	1,001	1,857	53.9%	57.1%	58.9%	57.6%
% of FP17s for the same patient ID Re-attending between 3 & 9 months - Adults	3,609	8,462	42.6%	50.6%	52.2%	50.1%
% of FP17s for Band 1 Urgent Courses	1,449	8,936	16.2%	9.8%	9.2%	9.1%
% of FP17s Relating to Free Repair or Replacements	107	8,936	1.2%	1.0%	1.0%	0.8%
% of FP17s Relating to Continuations	99	8,936	1.1%	1.6%	1.4%	1.2%
% of Patients satisfied with the dentistry they have received	25	25	100.0%	93.7%	93.1%	92.8%
% of Patients satisfied with the time they had to wait for an appointment	25	25	100.0%	93.0%	89.5%	88.7%

* This is based on patients treated on this contract for their most recent course of treatment. Figures in italics indicate the base number of FP17s or Patient Questionnaire responses are less than 100. N/A is shown where the base number of responses is less than 10 during the period. % is calculated as Quantity/Base number*100

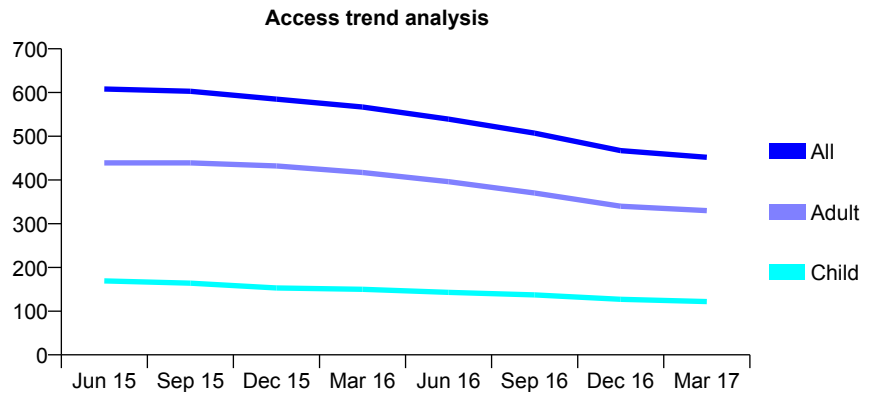
Q44 - Vital Signs At a Glance Contract Report for 185248/0001 - March 2017

Name or company name	Cheshire Centre of Dental Excellence
Contract type name	GDS Contract
Purpose of contract	General
Contract start date	01/06/2010
Contract end date	

16/17 Contracted general activity (UDA)	1,380
Carry forward general activity (UDA)	0
16/17 Contracted orthodontic activity (UOA)	0
Carry forward orthodontic activity (UOA)	0
Baseline contract value	£36,602.14

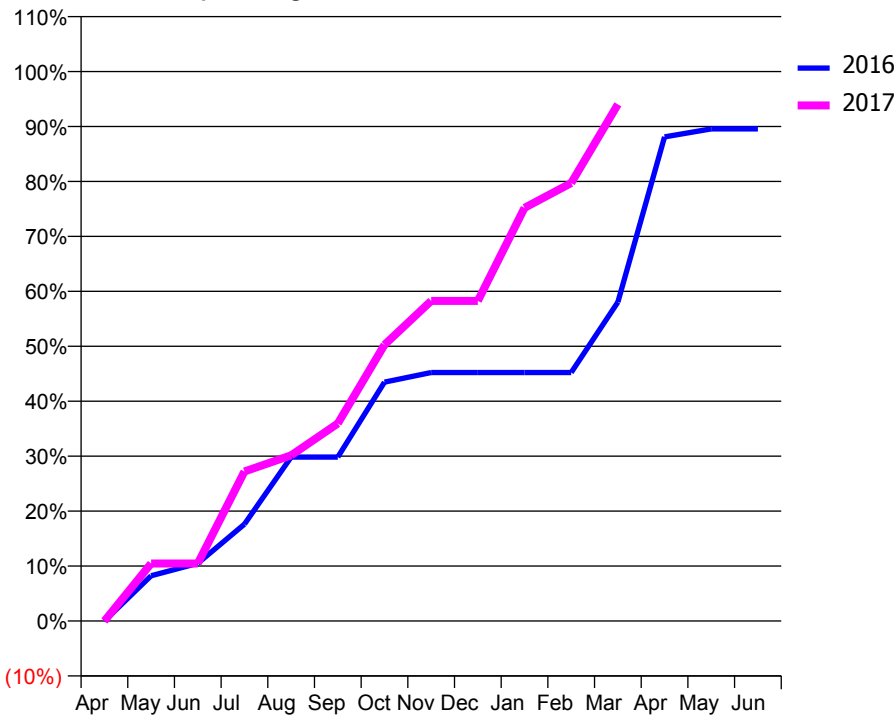
ACCESS*

Patients seen in 24 months	Total	Change since previous quarter
Quarter ending March 2016	567	
Quarter ending June 2016	539	↓
Quarter ending September 2016	507	↓
Quarter ending December 2016	467	↓
Quarter ending March 2017	452	↓
Variance since March 2016	(20.3%)	↓



ACTIVITY

Cumulative percentage of contracted UDA delivered 2016 & 2017



Month	Adjusted Scheduled Activity (UDA)	
	2016	2017
April	0	0
May	114	144
June	145	144
July	243	376
August	412	416
September	412	496
October	600	694
November	624	804
December	624	804
January	624	1,038
February	624	1,100
March	801	1,297
April	1,216	
May	1,236	
June	1,236	

QUALITY

	Quantity	Base Number	Contract	AT	Region	England
% of FP17s for the same patient ID Re-attending within 3 months - Children	14	186	7.5%	12.5%	13.3%	12.3%
% of FP17s for the same patient ID Re-attending within 3 months - Adults	78	482	16.2%	18.0%	17.3%	16.7%
% of FP17s for the same patient ID Re-attending between 3 & 9 months - Children	119	186	64.0%	57.1%	58.9%	57.6%
% of FP17s for the same patient ID Re-attending between 3 & 9 months - Adults	239	482	49.6%	50.6%	52.2%	50.1%
% of FP17s for Band 1 Urgent Courses	22	482	4.6%	9.8%	9.2%	9.1%
% of FP17s Relating to Free Repair or Replacements	7	482	1.5%	1.0%	1.0%	0.8%
% of FP17s Relating to Continuations	26	482	5.4%	1.6%	1.4%	1.2%
% of Patients satisfied with the dentistry they have received	3	3	N/A	93.7%	93.1%	92.8%
% of Patients satisfied with the time they had to wait for an appointment	3	3	N/A	93.0%	89.5%	88.7%

* This is based on patients treated on this contract for their most recent course of treatment. Figures in italics indicate the base number of FP17s or Patient Questionnaire responses are less than 100. N/A is shown where the base number of responses is less than 10 during the period. % is calculated as Quantity/Base number*100

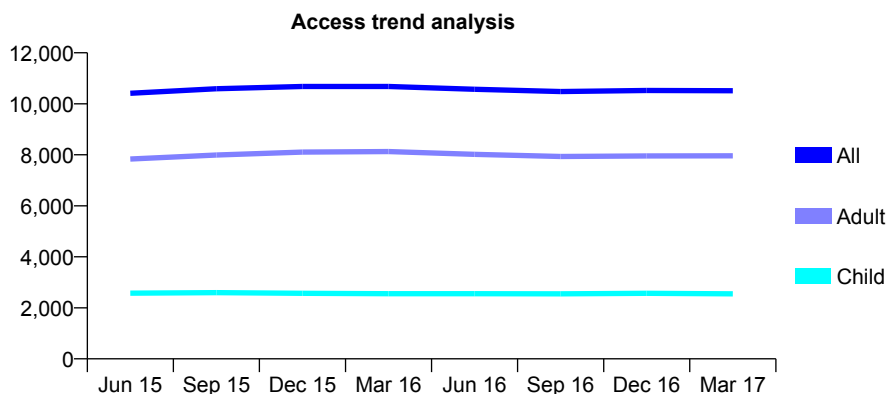
Q44 - Vital Signs At a Glance Contract Report for 185620/0001 - March 2017

Name or company name	Xeon Smiles UK Ltd
Contract type name	PDS Contract
Purpose of contract	General
Contract start date	01/04/2009
Contract end date	31/03/2020

16/17 Contracted general activity (UDA)	32,798
Carry forward general activity (UDA)	659
16/17 Contracted orthodontic activity (UOA)	0
Carry forward orthodontic activity (UOA)	0
Baseline contract value	£828,471.84

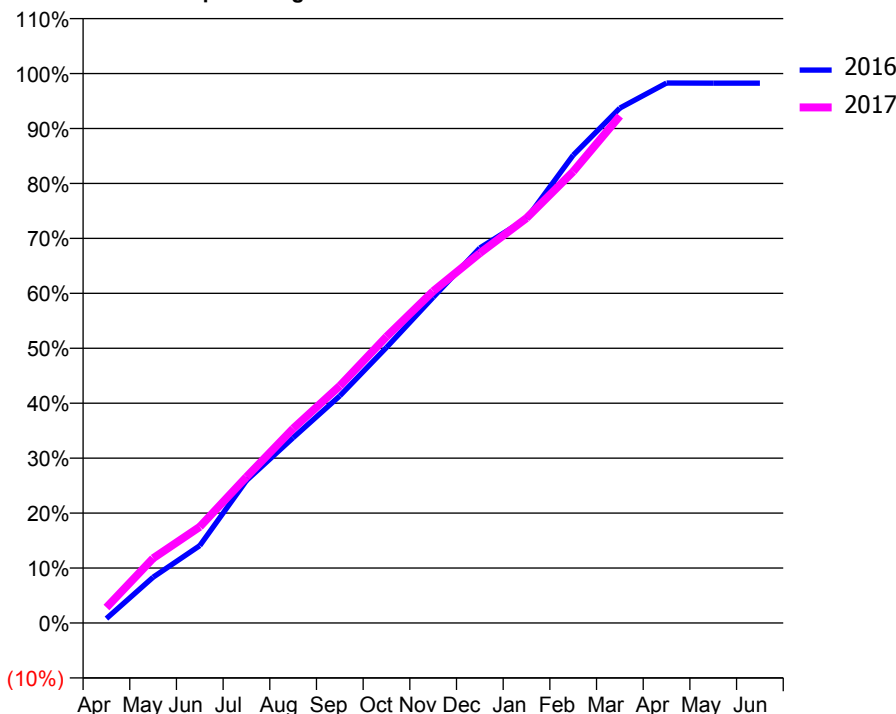
ACCESS*

Patients seen in 24 months	Total	Change since previous quarter
Quarter ending March 2016	10,678	
Quarter ending June 2016	10,572	→
Quarter ending September 2016	10,483	→
Quarter ending December 2016	10,525	→
Quarter ending March 2017	10,510	→
Variance since March 2016	(1.6%)	↓



ACTIVITY

Cumulative percentage of contracted UDA delivered 2016 & 2017



Adjusted Scheduled Activity (UDA)

Month	2016	2017
April	267	924
May	2,732	3,864
June	4,622	5,746
July	8,506	8,720
August	11,063	11,610
September	13,558	14,159
October	16,445	17,092
November	19,437	19,806
December	22,387	22,073
January	24,137	24,167
February	27,923	26,943
March	30,730	30,263
April	32,231	
May	32,226	
June	32,226	

QUALITY

	Quantity	Base Number	Contract	AT	Region	England
% of FP17s for the same patient ID Re-attending within 3 months - Children	421	4,435	9.5%	12.5%	13.3%	12.3%
% of FP17s for the same patient ID Re-attending within 3 months - Adults	1,896	11,743	16.1%	18.0%	17.3%	16.7%
% of FP17s for the same patient ID Re-attending between 3 & 9 months - Children	2,925	4,435	66.0%	57.1%	58.9%	57.6%
% of FP17s for the same patient ID Re-attending between 3 & 9 months - Adults	6,515	11,743	55.5%	50.6%	52.2%	50.1%
% of FP17s for Band 1 Urgent Courses	997	15,512	6.4%	9.8%	9.2%	9.1%
% of FP17s Relating to Free Repair or Replacements	175	15,512	1.1%	1.0%	1.0%	0.8%
% of FP17s Relating to Continuations	124	15,512	0.8%	1.6%	1.4%	1.2%
% of Patients satisfied with the dentistry they have received	29	32	90.6%	93.7%	93.1%	92.8%
% of Patients satisfied with the time they had to wait for an appointment	28	32	87.5%	93.0%	89.5%	88.7%

* This is based on patients treated on this contract for their most recent course of treatment. Figures in italics indicate the base number of FP17s or Patient Questionnaire responses are less than 100. N/A is shown where the base number of responses is less than 10 during the period. % is calculated as Quantity/Base number*100

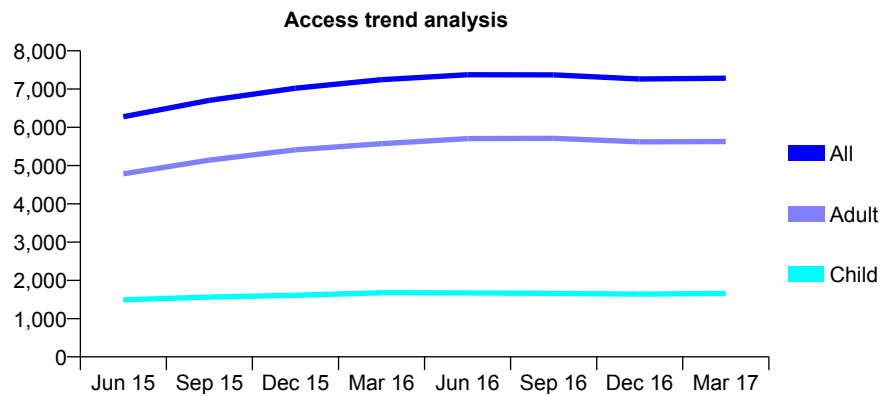
Q44 - Vital Signs At a Glance Contract Report for 192546/0001 - March 2017

Name or company name	Birchwood Dental Practice
Contract type name	GDS Contract
Purpose of contract	General
Contract start date	01/07/2014
Contract end date	

16/17 Contracted general activity (UDA)	19,914
Carry forward general activity (UDA)	-85
16/17 Contracted orthodontic activity (UOA)	0
Carry forward orthodontic activity (UOA)	0
Baseline contract value	£596,648.17

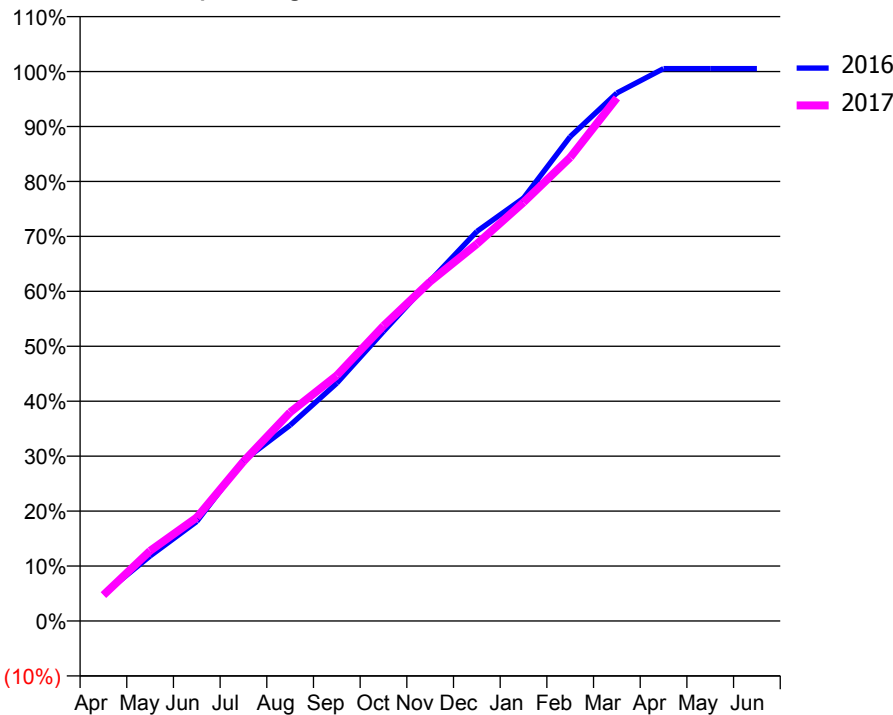
ACCESS*

Patients seen in 24 months	Total	Change since previous quarter
Quarter ending March 2016	7,245	
Quarter ending June 2016	7,374	→
Quarter ending September 2016	7,370	→
Quarter ending December 2016	7,262	↓
Quarter ending March 2017	7,285	→
Variance since March 2016	0.6%	→



ACTIVITY

Cumulative percentage of contracted UDA delivered 2016 & 2017



Month	Adjusted Scheduled Activity (UDA)	
	2016	2017
April	970	941
May	2,355	2,545
June	3,608	3,754
July	5,815	5,781
August	7,096	7,565
September	8,620	8,901
October	10,496	10,695
November	12,332	12,299
December	14,118	13,662
January	15,328	15,171
February	17,554	16,801
March	19,137	18,957
April	20,018	
May	20,020	
June	20,020	

QUALITY

	Quantity	Base Number	Contract	AT	Region	England
% of FP17s for the same patient ID Re-attending within 3 months - Children	151	2,485	6.1%	12.5%	13.3%	12.3%
% of FP17s for the same patient ID Re-attending within 3 months - Adults	971	7,577	12.8%	18.0%	17.3%	16.7%
% of FP17s for the same patient ID Re-attending between 3 & 9 months - Children	1,539	2,485	61.9%	57.1%	58.9%	57.6%
% of FP17s for the same patient ID Re-attending between 3 & 9 months - Adults	3,707	7,577	48.9%	50.6%	52.2%	50.1%
% of FP17s for Band 1 Urgent Courses	662	9,600	6.9%	9.8%	9.2%	9.1%
% of FP17s Relating to Free Repair or Replacements	118	9,600	1.2%	1.0%	1.0%	0.8%
% of FP17s Relating to Continuations	107	9,600	1.1%	1.6%	1.4%	1.2%
% of Patients satisfied with the dentistry they have received	15	16	93.8%	93.7%	93.1%	92.8%
% of Patients satisfied with the time they had to wait for an appointment	14	16	87.5%	93.0%	89.5%	88.7%

* This is based on patients treated on this contract for their most recent course of treatment. Figures in italics indicate the base number of FP17s or Patient Questionnaire responses are less than 100. N/A is shown where the base number of responses is less than 10 during the period. % is calculated as Quantity/Base number*100

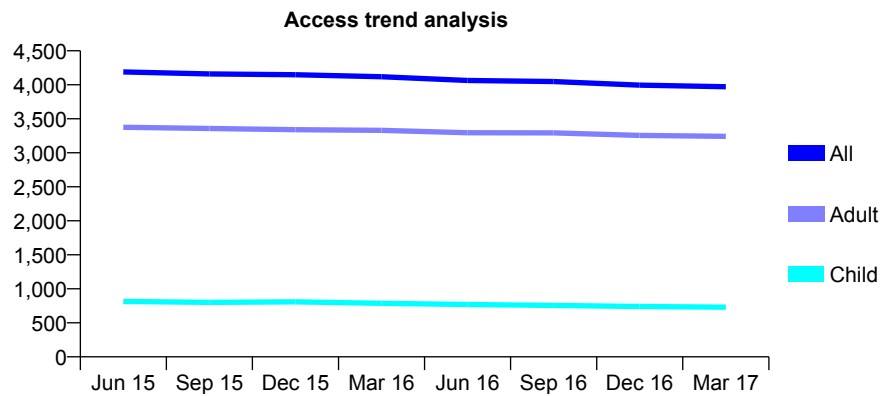
Q44 - Vital Signs At a Glance Contract Report for 193321/0001 - March 2017

Name or company name	PRESTBURY DENTAL PRACTICE LIMITE
Contract type name	GDS Contract
Purpose of contract	General
Contract start date	01/10/2011
Contract end date	

16/17 Contracted general activity (UDA)	13,500
Carry forward general activity (UDA)	0
16/17 Contracted orthodontic activity (UOA)	0
Carry forward orthodontic activity (UOA)	0
Baseline contract value	£372,212.00

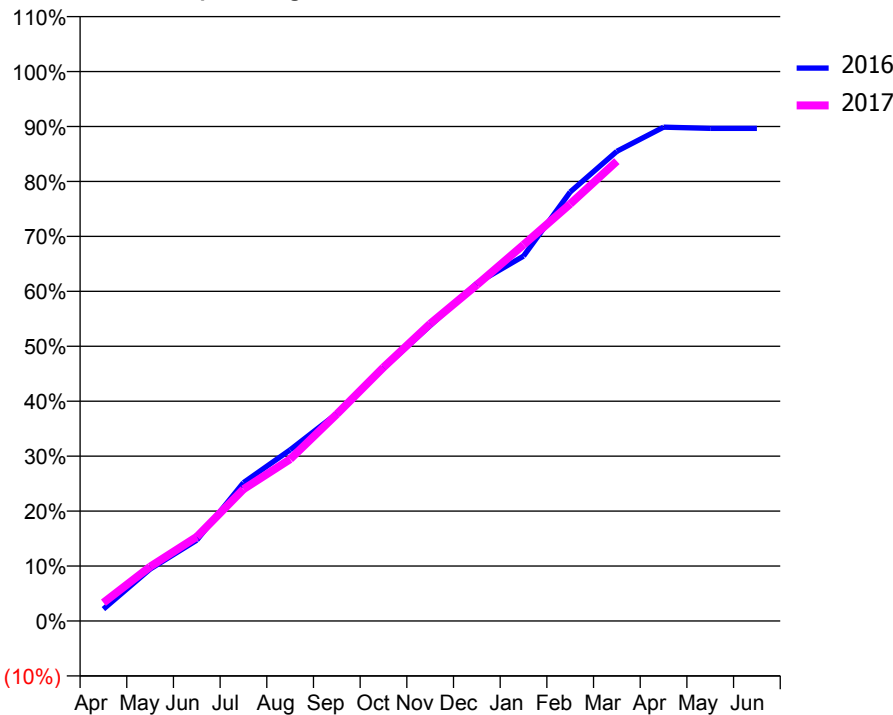
ACCESS*

Patients seen in 24 months	Total	Change since previous quarter
Quarter ending March 2016	4,118	
Quarter ending June 2016	4,064	↓
Quarter ending September 2016	4,048	→
Quarter ending December 2016	3,996	↓
Quarter ending March 2017	3,972	→
Variance since March 2016	(3.5%)	↓



ACTIVITY

Cumulative percentage of contracted UDA delivered 2016 & 2017



Month	Adjusted Scheduled Activity (UDA)	
	2016	2017
April	327	452
May	1,427	1,334
June	2,221	2,070
July	3,802	3,237
August	4,702	3,976
September	5,700	5,082
October	6,950	6,231
November	8,120	7,305
December	9,280	8,257
January	10,030	9,245
February	11,791	10,247
March	12,908	11,297
April	13,571	
May	13,541	
June	13,541	

QUALITY

	Quantity	Base Number	Contract	AT	Region	England
% of FP17s for the same patient ID Re-attending within 3 months - Children	61	1,172	5.2%	12.5%	13.3%	12.3%
% of FP17s for the same patient ID Re-attending within 3 months - Adults	1,001	5,391	18.6%	18.0%	17.3%	16.7%
% of FP17s for the same patient ID Re-attending between 3 & 9 months - Children	793	1,172	67.7%	57.1%	58.9%	57.6%
% of FP17s for the same patient ID Re-attending between 3 & 9 months - Adults	3,407	5,391	63.2%	50.6%	52.2%	50.1%
% of FP17s for Band 1 Urgent Courses	805	6,229	12.9%	9.8%	9.2%	9.1%
% of FP17s Relating to Free Repair or Replacements	78	6,229	1.3%	1.0%	1.0%	0.8%
% of FP17s Relating to Continuations	71	6,229	1.1%	1.6%	1.4%	1.2%
% of Patients satisfied with the dentistry they have received	6	8	N/A	93.7%	93.1%	92.8%
% of Patients satisfied with the time they had to wait for an appointment	7	8	N/A	93.0%	89.5%	88.7%

* This is based on patients treated on this contract for their most recent course of treatment. Figures in italics indicate the base number of FP17s or Patient Questionnaire responses are less than 100. N/A is shown where the base number of responses is less than 10 during the period. % is calculated as Quantity/Base number*100

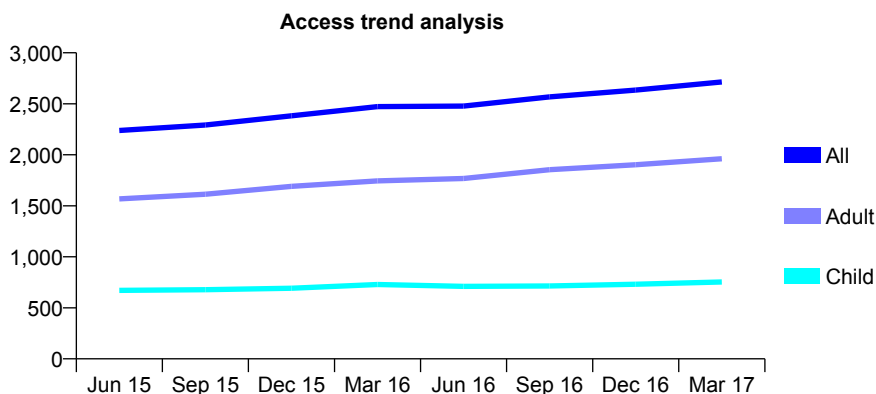
Q44 - Vital Signs At a Glance Contract Report for 194298/0001 - March 2017

Name or company name	Woodchurch Dental Practice
Contract type name	GDS Contract
Purpose of contract	General
Contract start date	08/10/2012
Contract end date	

16/17 Contracted general activity (UDA)	6,570
Carry forward general activity (UDA)	151
16/17 Contracted orthodontic activity (UOA)	0
Carry forward orthodontic activity (UOA)	0
Baseline contract value	£204,005.63

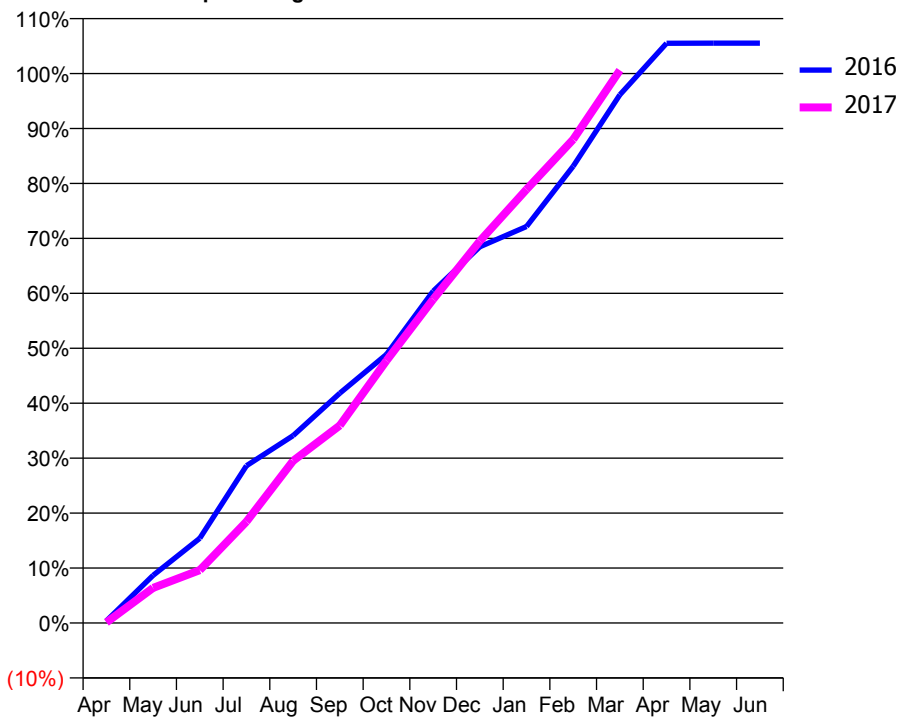
ACCESS*

Patients seen in 24 months	Total	Change since previous quarter
Quarter ending March 2016	2,473	
Quarter ending June 2016	2,478	→
Quarter ending September 2016	2,568	↑
Quarter ending December 2016	2,634	↑
Quarter ending March 2017	2,715	↑
Variance since March 2016	9.8%	↑



ACTIVITY

Cumulative percentage of contracted UDA delivered 2016 & 2017



Month	Adjusted Scheduled Activity (UDA)	
	2016	2017
April	26	7
May	569	419
June	1,013	632
July	1,881	1,213
August	2,242	1,939
September	2,747	2,363
October	3,211	3,137
November	3,967	3,871
December	4,499	4,567
January	4,740	5,184
February	5,462	5,782
March	6,315	6,610
April	6,931	
May	6,933	
June	6,933	

QUALITY

	Quantity	Base Number	Contract	AT	Region	England
% of FP17s for the same patient ID Re-attending within 3 months - Children	237	1,321	17.9%	12.5%	13.3%	12.3%
% of FP17s for the same patient ID Re-attending within 3 months - Adults	678	2,780	24.4%	18.0%	17.3%	16.7%
% of FP17s for the same patient ID Re-attending between 3 & 9 months - Children	670	1,321	50.7%	57.1%	58.9%	57.6%
% of FP17s for the same patient ID Re-attending between 3 & 9 months - Adults	964	2,780	34.7%	50.6%	52.2%	50.1%
% of FP17s for Band 1 Urgent Courses	913	3,099	29.5%	9.8%	9.2%	9.1%
% of FP17s Relating to Free Repair or Replacements	44	3,099	1.4%	1.0%	1.0%	0.8%
% of FP17s Relating to Continuations	0	3,099	0.0%	1.6%	1.4%	1.2%
% of Patients satisfied with the dentistry they have received	5	5	N/A	93.7%	93.1%	92.8%
% of Patients satisfied with the time they had to wait for an appointment	5	5	N/A	93.0%	89.5%	88.7%

* This is based on patients treated on this contract for their most recent course of treatment. Figures in italics indicate the base number of FP17s or Patient Questionnaire responses are less than 100. N/A is shown where the base number of responses is less than 10 during the period. % is calculated as Quantity/Base number*100

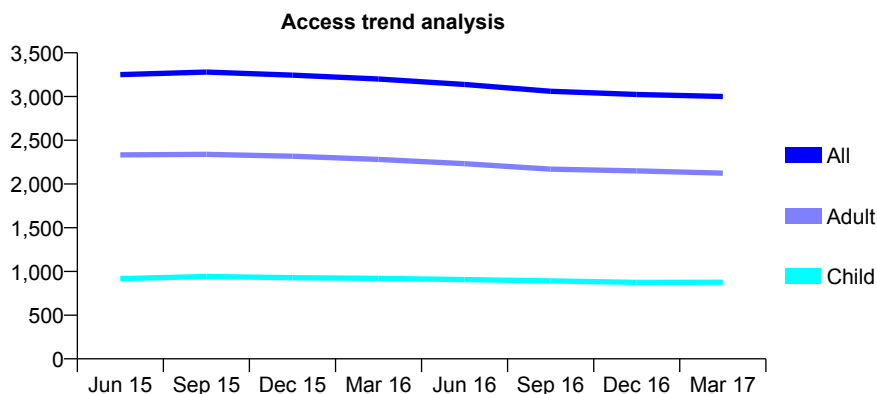
Q44 - Vital Signs At a Glance Contract Report for 198021/0001 - March 2017

Name or company name	Taylor-Jones & Jones
Contract type name	GDS Contract
Purpose of contract	General
Contract start date	01/04/2009
Contract end date	

16/17 Contracted general activity (UDA)	8,000
Carry forward general activity (UDA)	154
16/17 Contracted orthodontic activity (UOA)	0
Carry forward orthodontic activity (UOA)	0
Baseline contract value	£206,965.51

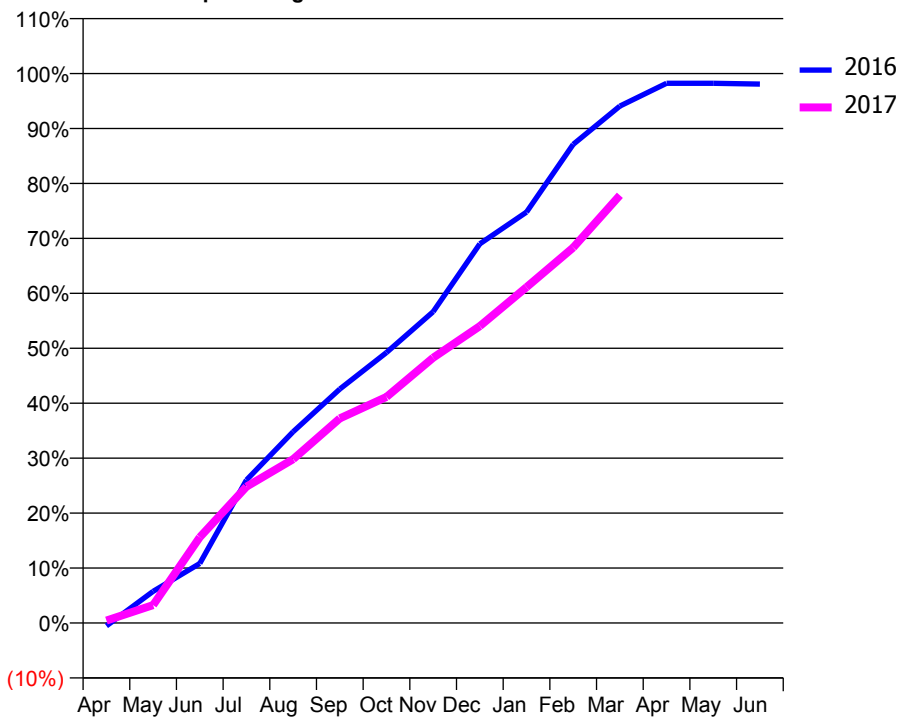
ACCESS*

Patients seen in 24 months	Total	Change since previous quarter
Quarter ending March 2016	3,200	
Quarter ending June 2016	3,138	↓
Quarter ending September 2016	3,060	↓
Quarter ending December 2016	3,024	↓
Quarter ending March 2017	3,000	→
Variance since March 2016	(6.3%)	↓



ACTIVITY

Cumulative percentage of contracted UDA delivered 2016 & 2017



Month	Adjusted Scheduled Activity (UDA)	
	2016	2017
April	-44	35
May	460	262
June	866	1,249
July	2,083	1,986
August	2,785	2,386
September	3,407	2,980
October	3,938	3,292
November	4,532	3,863
December	5,521	4,323
January	5,983	4,890
February	6,968	5,466
March	7,525	6,226
April	7,857	
May	7,857	
June	7,846	

QUALITY

	Quantity	Base Number	Contract	AT	Region	England
% of FP17s for the same patient ID Re-attending within 3 months - Children	56	1,063	5.3%	12.5%	13.3%	12.3%
% of FP17s for the same patient ID Re-attending within 3 months - Adults	341	2,581	13.2%	18.0%	17.3%	16.7%
% of FP17s for the same patient ID Re-attending between 3 & 9 months - Children	566	1,063	53.2%	57.1%	58.9%	57.6%
% of FP17s for the same patient ID Re-attending between 3 & 9 months - Adults	1,303	2,581	50.5%	50.6%	52.2%	50.1%
% of FP17s for Band 1 Urgent Courses	267	3,439	7.8%	9.8%	9.2%	9.1%
% of FP17s Relating to Free Repair or Replacements	27	3,439	0.8%	1.0%	1.0%	0.8%
% of FP17s Relating to Continuations	6	3,439	0.2%	1.6%	1.4%	1.2%
% of Patients satisfied with the dentistry they have received	43	47	91.5%	93.7%	93.1%	92.8%
% of Patients satisfied with the time they had to wait for an appointment	46	47	97.9%	93.0%	89.5%	88.7%

* This is based on patients treated on this contract for their most recent course of treatment. Figures in italics indicate the base number of FP17s or Patient Questionnaire responses are less than 100. N/A is shown where the base number of responses is less than 10 during the period. % is calculated as Quantity/Base number*100

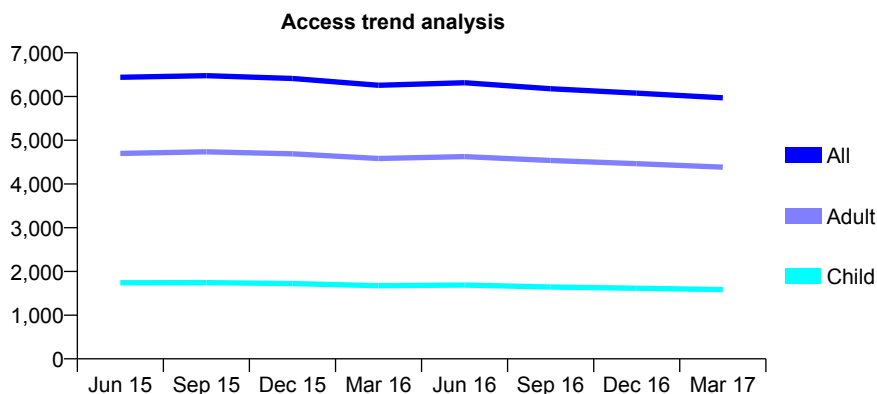
Q44 - Vital Signs At a Glance Contract Report for 210153/0001 - March 2017

Name or company name	Latchford Dental Practice Ltd
Contract type name	GDS Contract
Purpose of contract	General
Contract start date	01/04/2006
Contract end date	

16/17 Contracted general activity (UDA)	15,892
Carry forward general activity (UDA)	0
16/17 Contracted orthodontic activity (UOA)	0
Carry forward orthodontic activity (UOA)	0
Baseline contract value	£500,131.97

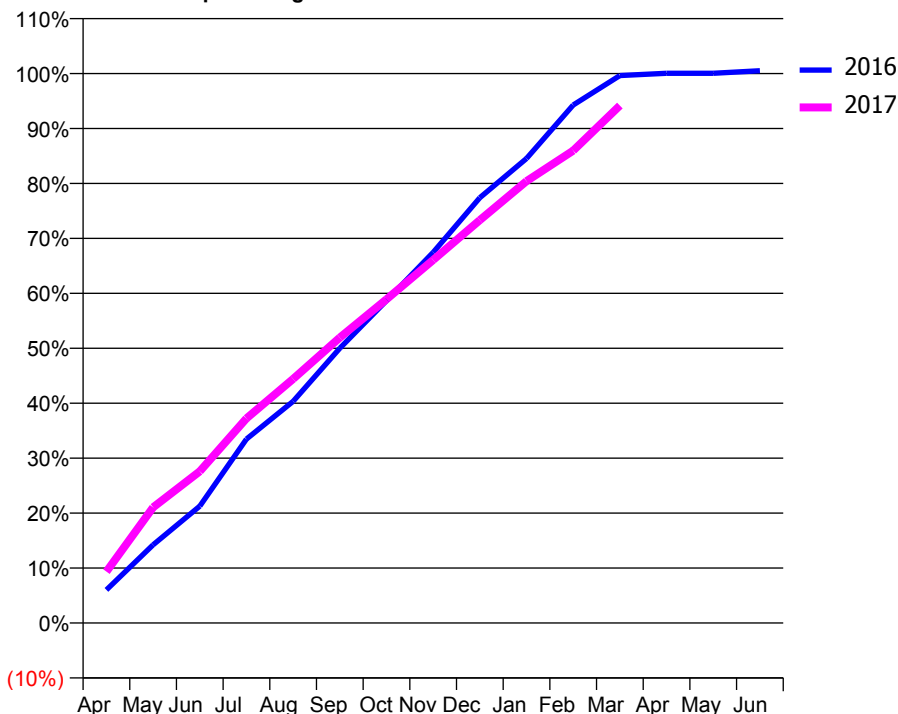
ACCESS*

Patients seen in 24 months	Total	Change since previous quarter
Quarter ending March 2016	6,257	
Quarter ending June 2016	6,314	→
Quarter ending September 2016	6,177	↓
Quarter ending December 2016	6,077	↓
Quarter ending March 2017	5,971	↓
Variance since March 2016	(4.6%)	↓



ACTIVITY

Cumulative percentage of contracted UDA delivered 2016 & 2017



Month	Adjusted Scheduled Activity (UDA)	
	2016	2017
April	957	1,487
May	2,262	3,346
June	3,381	4,388
July	5,319	5,917
August	6,411	7,060
September	7,946	8,256
October	9,321	9,360
November	10,720	10,498
December	12,302	11,653
January	13,434	12,780
February	14,980	13,660
March	15,831	14,967
April	15,899	
May	15,899	
June	15,973	

QUALITY

	Quantity	Base Number	Contract	AT	Region	England
% of FP17s for the same patient ID Re-attending within 3 months - Children	158	2,083	7.6%	12.5%	13.3%	12.3%
% of FP17s for the same patient ID Re-attending within 3 months - Adults	1,000	5,501	18.2%	18.0%	17.3%	16.7%
% of FP17s for the same patient ID Re-attending between 3 & 9 months - Children	1,047	2,083	50.3%	57.1%	58.9%	57.6%
% of FP17s for the same patient ID Re-attending between 3 & 9 months - Adults	2,222	5,501	40.4%	50.6%	52.2%	50.1%
% of FP17s for Band 1 Urgent Courses	738	7,507	9.8%	9.8%	9.2%	9.1%
% of FP17s Relating to Free Repair or Replacements	100	7,507	1.3%	1.0%	1.0%	0.8%
% of FP17s Relating to Continuations	199	7,507	2.7%	1.6%	1.4%	1.2%
% of Patients satisfied with the dentistry they have received	11	12	91.7%	93.7%	93.1%	92.8%
% of Patients satisfied with the time they had to wait for an appointment	12	12	100.0%	93.0%	89.5%	88.7%

* This is based on patients treated on this contract for their most recent course of treatment. Figures in italics indicate the base number of FP17s or Patient Questionnaire responses are less than 100. N/A is shown where the base number of responses is less than 10 during the period. % is calculated as Quantity/Base number*100

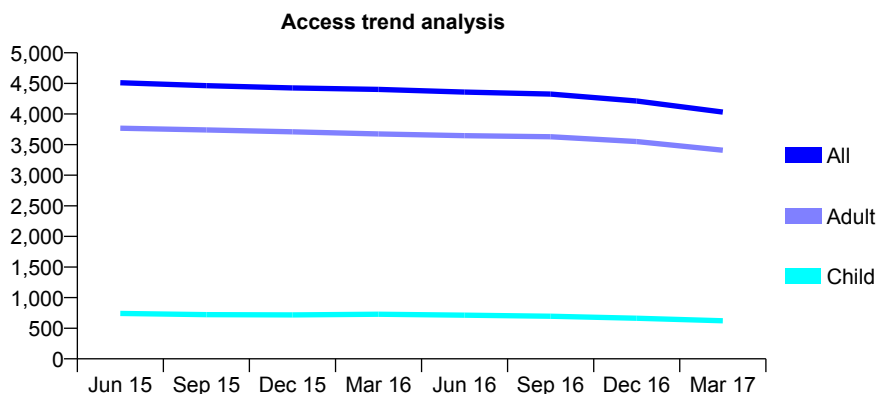
Q44 - Vital Signs At a Glance Contract Report for 214906/0001 - March 2017

Name or company name	MR CA STANYER
Contract type name	GDS Contract
Purpose of contract	General
Contract start date	01/04/2006
Contract end date	

16/17 Contracted general activity (UDA)	11,620
Carry forward general activity (UDA)	0
16/17 Contracted orthodontic activity (UOA)	0
Carry forward orthodontic activity (UOA)	0
Baseline contract value	£239,982.11

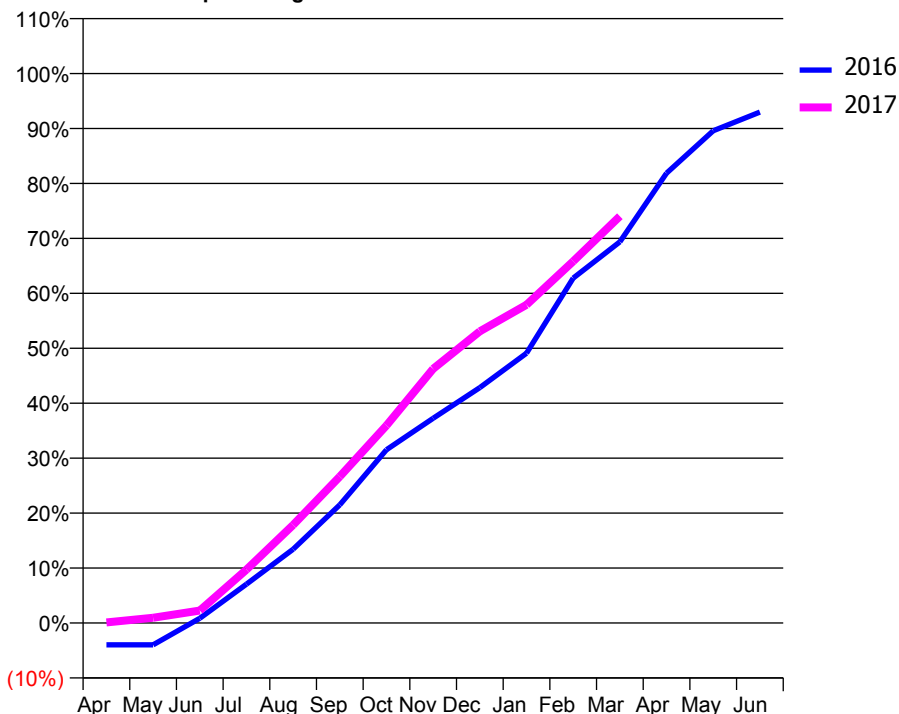
ACCESS*

Patients seen in 24 months	Total	Change since previous quarter
Quarter ending March 2016	4,402	
Quarter ending June 2016	4,359	→
Quarter ending September 2016	4,325	→
Quarter ending December 2016	4,213	↓
Quarter ending March 2017	4,031	↓
Variance since March 2016	(8.4%)	↓



ACTIVITY

Cumulative percentage of contracted UDA delivered 2016 & 2017



Adjusted Scheduled Activity (UDA)

Month	2016	2017
April	-463	13
May	-463	111
June	100	265
July	822	1,129
August	1,560	2,073
September	2,498	3,096
October	3,665	4,177
November	4,331	5,375
December	4,977	6,169
January	5,705	6,730
February	7,292	7,649
March	8,059	8,602
April	9,513	
May	10,410	
June	10,803	

QUALITY

	Quantity	Base Number	Contract	AT	Region	England
% of FP17s for the same patient ID Re-attending within 3 months - Children	65	950	6.8%	12.5%	13.3%	12.3%
% of FP17s for the same patient ID Re-attending within 3 months - Adults	928	5,594	16.6%	18.0%	17.3%	16.7%
% of FP17s for the same patient ID Re-attending between 3 & 9 months - Children	504	950	53.1%	57.1%	58.9%	57.6%
% of FP17s for the same patient ID Re-attending between 3 & 9 months - Adults	3,303	5,594	59.0%	50.6%	52.2%	50.1%
% of FP17s for Band 1 Urgent Courses	727	5,072	14.3%	9.8%	9.2%	9.1%
% of FP17s Relating to Free Repair or Replacements	0	5,072	0.0%	1.0%	1.0%	0.8%
% of FP17s Relating to Continuations	92	5,072	1.8%	1.6%	1.4%	1.2%
% of Patients satisfied with the dentistry they have received	7	7	N/A	93.7%	93.1%	92.8%
% of Patients satisfied with the time they had to wait for an appointment	7	7	N/A	93.0%	89.5%	88.7%

* This is based on patients treated on this contract for their most recent course of treatment. Figures in italics indicate the base number of FP17s or Patient Questionnaire responses are less than 100. N/A is shown where the base number of responses is less than 10 during the period. % is calculated as Quantity/Base number*100

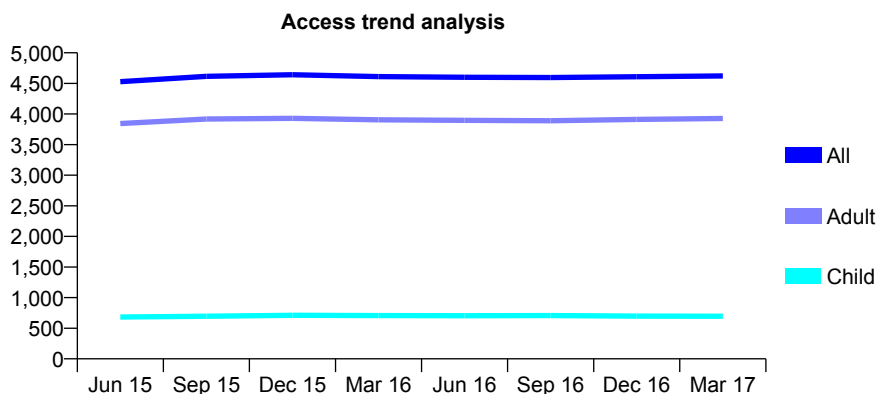
Q44 - Vital Signs At a Glance Contract Report for 221953/0001 - March 2017

Name or company name	MR RM HEATHCOTE
Contract type name	GDS Contract
Purpose of contract	General
Contract start date	01/04/2006
Contract end date	

16/17 Contracted general activity (UDA)	12,472
Carry forward general activity (UDA)	0
16/17 Contracted orthodontic activity (UOA)	0
Carry forward orthodontic activity (UOA)	0
Baseline contract value	£323,360.29

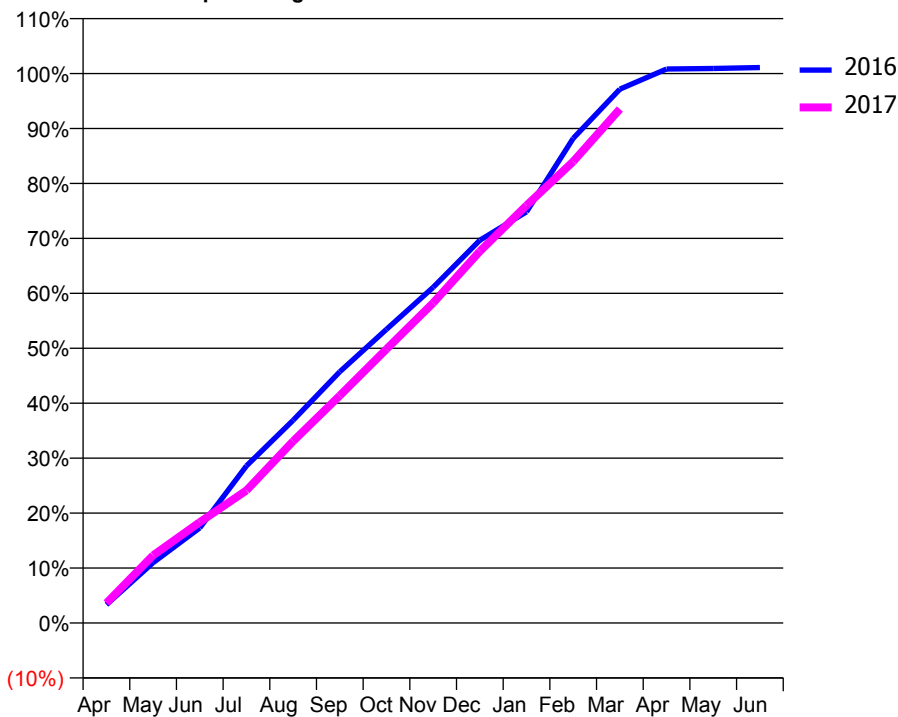
ACCESS*

Patients seen in 24 months	Total	Change since previous quarter
Quarter ending March 2016	4,612	
Quarter ending June 2016	4,601	→
Quarter ending September 2016	4,596	→
Quarter ending December 2016	4,610	→
Quarter ending March 2017	4,623	→
Variance since March 2016	0.2%	→



ACTIVITY

Cumulative percentage of contracted UDA delivered 2016 & 2017



Month	Adjusted Scheduled Activity (UDA)	
	2016	2017
April	416	452
May	1,370	1,535
June	2,158	2,290
July	3,566	3,011
August	4,602	4,126
September	5,702	5,162
October	6,667	6,218
November	7,619	7,265
December	8,688	8,437
January	9,333	9,479
February	11,001	10,474
March	12,116	11,665
April	12,573	
May	12,586	
June	12,608	

QUALITY

	Quantity	Base Number	Contract	AT	Region	England
% of FP17s for the same patient ID Re-attending within 3 months - Children	84	1,095	7.7%	12.5%	13.3%	12.3%
% of FP17s for the same patient ID Re-attending within 3 months - Adults	756	5,397	14.0%	18.0%	17.3%	16.7%
% of FP17s for the same patient ID Re-attending between 3 & 9 months - Children	707	1,095	64.6%	57.1%	58.9%	57.6%
% of FP17s for the same patient ID Re-attending between 3 & 9 months - Adults	2,710	5,397	50.2%	50.6%	52.2%	50.1%
% of FP17s for Band 1 Urgent Courses	477	6,268	7.6%	9.8%	9.2%	9.1%
% of FP17s Relating to Free Repair or Replacements	35	6,268	0.6%	1.0%	1.0%	0.8%
% of FP17s Relating to Continuations	34	6,268	0.5%	1.6%	1.4%	1.2%
% of Patients satisfied with the dentistry they have received	8	8	N/A	93.7%	93.1%	92.8%
% of Patients satisfied with the time they had to wait for an appointment	8	8	N/A	93.0%	89.5%	88.7%

* This is based on patients treated on this contract for their most recent course of treatment. Figures in italics indicate the base number of FP17s or Patient Questionnaire responses are less than 100. N/A is shown where the base number of responses is less than 10 during the period. % is calculated as Quantity/Base number*100

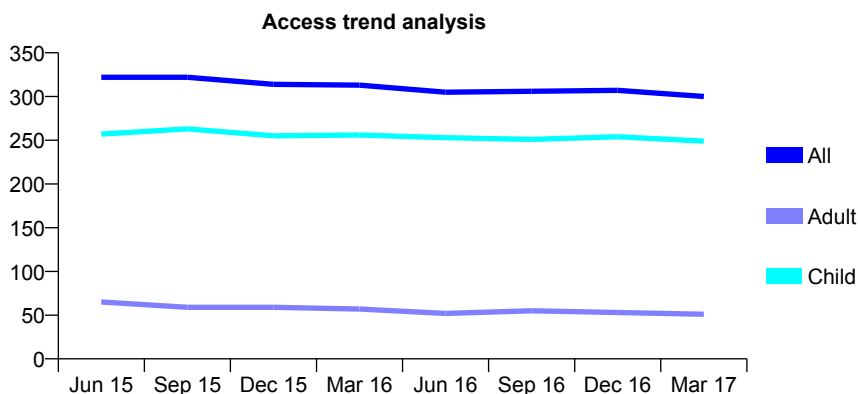
Q44 - Vital Signs At a Glance Contract Report for 222887/0001 - March 2017

Name or company name	MR SR SMITH
Contract type name	GDS Contract
Purpose of contract	General
Contract start date	01/04/2006
Contract end date	

16/17 Contracted general activity (UDA)	750
Carry forward general activity (UDA)	0
16/17 Contracted orthodontic activity (UOA)	0
Carry forward orthodontic activity (UOA)	0
Baseline contract value	£15,912.05

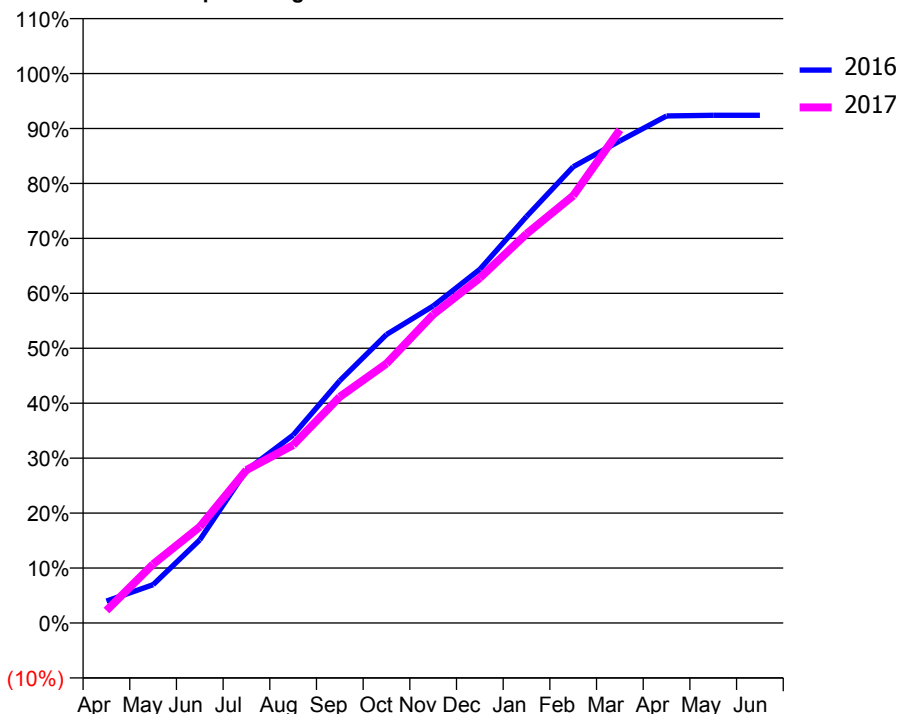
ACCESS*

Patients seen in 24 months	Total	Change since previous quarter
Quarter ending March 2016	313	
Quarter ending June 2016	305	↓
Quarter ending September 2016	306	→
Quarter ending December 2016	307	→
Quarter ending March 2017	300	↓
Variance since March 2016	(4.2%)	↓



ACTIVITY

Cumulative percentage of contracted UDA delivered 2016 & 2017



Adjusted Scheduled Activity (UDA)

Month	2016	2017
April	30	17
May	52	80
June	113	131
July	208	209
August	257	243
September	331	309
October	394	354
November	433	421
December	483	471
January	555	531
February	623	583
March	658	673
April	692	
May	693	
June	693	

QUALITY

	Quantity	Base Number	Contract	AT	Region	England
% of FP17s for the same patient ID Re-attending within 3 months - Children	64	568	11.3%	12.5%	13.3%	12.3%
% of FP17s for the same patient ID Re-attending within 3 months - Adults	1	24	4.2%	18.0%	17.3%	16.7%
% of FP17s for the same patient ID Re-attending between 3 & 9 months - Children	427	568	75.2%	57.1%	58.9%	57.6%
% of FP17s for the same patient ID Re-attending between 3 & 9 months - Adults	21	24	87.5%	50.6%	52.2%	50.1%
% of FP17s for Band 1 Urgent Courses	6	561	1.1%	9.8%	9.2%	9.1%
% of FP17s Relating to Free Repair or Replacements	0	561	0.0%	1.0%	1.0%	0.8%
% of FP17s Relating to Continuations	0	561	0.0%	1.6%	1.4%	1.2%
% of Patients satisfied with the dentistry they have received	0	0	N/A	93.7%	93.1%	92.8%
% of Patients satisfied with the time they had to wait for an appointment	0	0	N/A	93.0%	89.5%	88.7%

* This is based on patients treated on this contract for their most recent course of treatment. Figures in italics indicate the base number of FP17s or Patient Questionnaire responses are less than 100. N/A is shown where the base number of responses is less than 10 during the period. % is calculated as Quantity/Base number*100

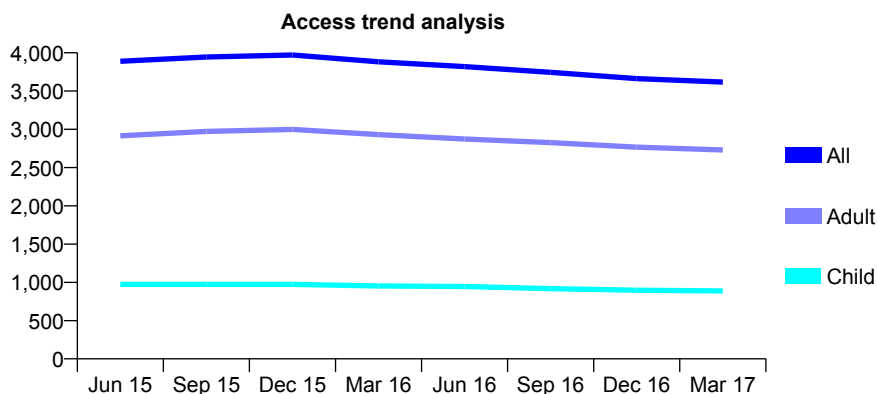
Q44 - Vital Signs At a Glance Contract Report for 233463/0001 - March 2017

Name or company name	MISS AM CONNOLLY
Contract type name	GDS Contract
Purpose of contract	General
Contract start date	01/04/2006
Contract end date	

16/17 Contracted general activity (UDA)	8,656
Carry forward general activity (UDA)	0
16/17 Contracted orthodontic activity (UOA)	0
Carry forward orthodontic activity (UOA)	0
Baseline contract value	£233,204.10

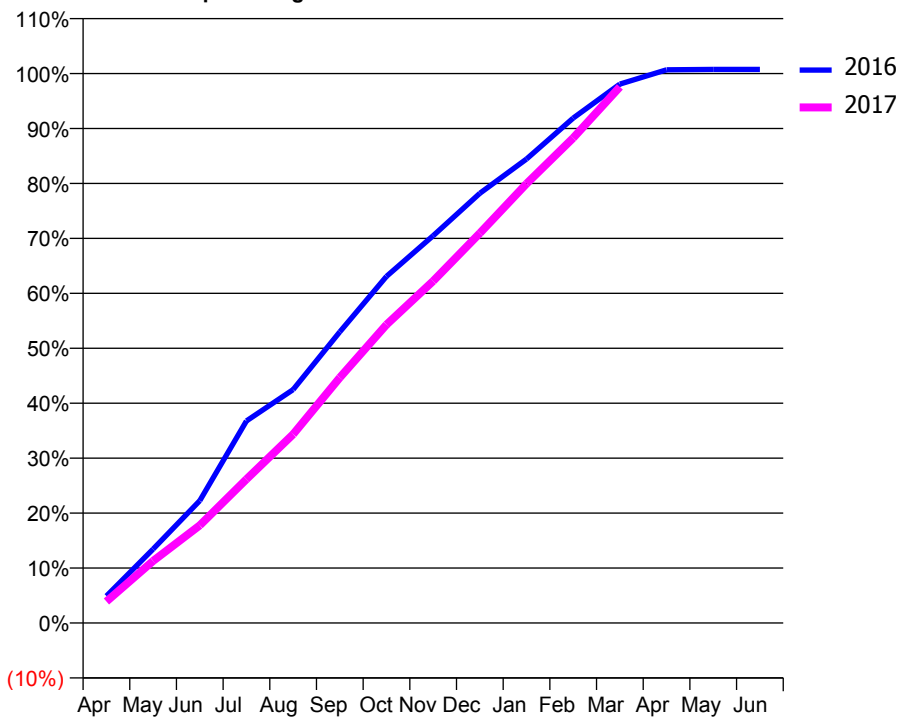
ACCESS*

Patients seen in 24 months	Total	Change since previous quarter
Quarter ending March 2016	3,882	
Quarter ending June 2016	3,819	↓
Quarter ending September 2016	3,744	↓
Quarter ending December 2016	3,663	↓
Quarter ending March 2017	3,618	↓
Variance since March 2016	(6.8%)	↓



ACTIVITY

Cumulative percentage of contracted UDA delivered 2016 & 2017



Adjusted Scheduled Activity (UDA)

Month	2016	2017
April	426	338
May	1,166	979
June	1,927	1,539
July	3,183	2,266
August	3,677	2,974
September	4,586	3,866
October	5,460	4,700
November	6,100	5,386
December	6,770	6,141
January	7,308	6,921
February	7,953	7,640
March	8,490	8,446
April	8,714	
May	8,720	
June	8,720	

QUALITY

	Quantity	Base Number	Contract	AT	Region	England
% of FP17s for the same patient ID Re-attending within 3 months - Children	126	1,269	9.9%	12.5%	13.3%	12.3%
% of FP17s for the same patient ID Re-attending within 3 months - Adults	868	3,519	24.7%	18.0%	17.3%	16.7%
% of FP17s for the same patient ID Re-attending between 3 & 9 months - Children	621	1,269	48.9%	57.1%	58.9%	57.6%
% of FP17s for the same patient ID Re-attending between 3 & 9 months - Adults	937	3,519	26.6%	50.6%	52.2%	50.1%
% of FP17s for Band 1 Urgent Courses	563	4,167	13.5%	9.8%	9.2%	9.1%
% of FP17s Relating to Free Repair or Replacements	35	4,167	0.8%	1.0%	1.0%	0.8%
% of FP17s Relating to Continuations	92	4,167	2.2%	1.6%	1.4%	1.2%
% of Patients satisfied with the dentistry they have received	12	12	100.0%	93.7%	93.1%	92.8%
% of Patients satisfied with the time they had to wait for an appointment	12	12	100.0%	93.0%	89.5%	88.7%

* This is based on patients treated on this contract for their most recent course of treatment. Figures in italics indicate the base number of FP17s or Patient Questionnaire responses are less than 100. N/A is shown where the base number of responses is less than 10 during the period. % is calculated as Quantity/Base number*100

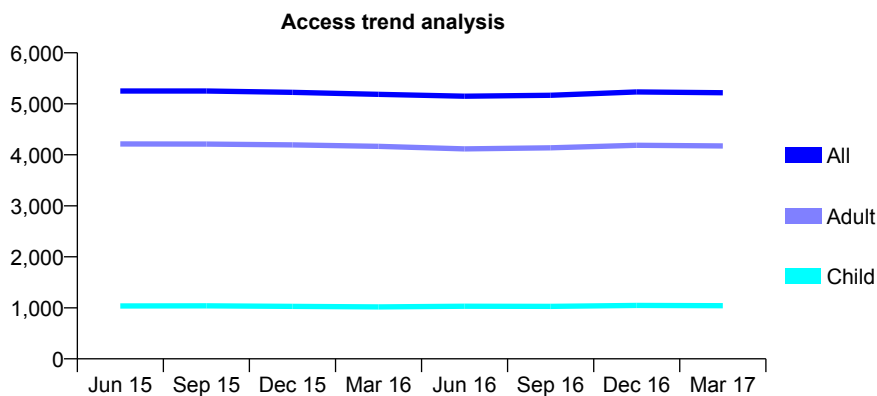
Q44 - Vital Signs At a Glance Contract Report for 234311/0001 - March 2017

Name or company name	MR A PATEL
Contract type name	GDS Contract
Purpose of contract	General
Contract start date	01/04/2006
Contract end date	

16/17 Contracted general activity (UDA)	16,223
Carry forward general activity (UDA)	0
16/17 Contracted orthodontic activity (UOA)	0
Carry forward orthodontic activity (UOA)	0
Baseline contract value	£458,464.06

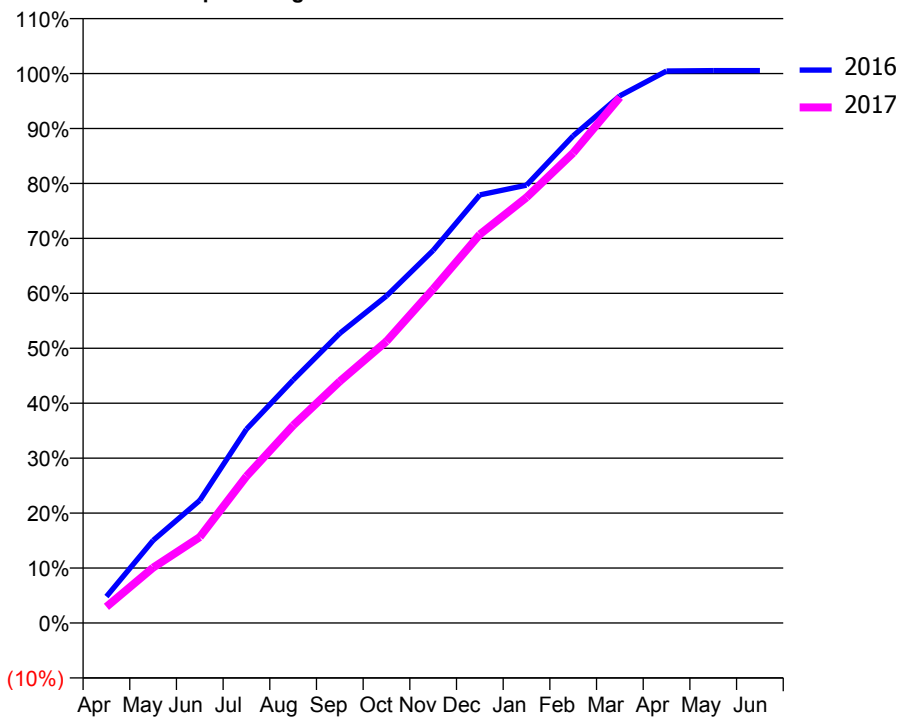
ACCESS*

Patients seen in 24 months	Total	Change since previous quarter
Quarter ending March 2016	5,185	
Quarter ending June 2016	5,149	→
Quarter ending September 2016	5,168	→
Quarter ending December 2016	5,233	→
Quarter ending March 2017	5,217	→
Variance since March 2016	0.6%	→



ACTIVITY

Cumulative percentage of contracted UDA delivered 2016 & 2017



Month	Adjusted Scheduled Activity (UDA)	
	2016	2017
April	780	478
May	2,438	1,637
June	3,618	2,537
July	5,722	4,332
August	7,174	5,831
September	8,554	7,134
October	9,654	8,318
November	11,001	9,862
December	12,637	11,474
January	12,926	12,564
February	14,381	13,881
March	15,565	15,520
April	16,295	
May	16,307	
June	16,307	

QUALITY

	Quantity	Base Number	Contract	AT	Region	England
% of FP17s for the same patient ID Re-attending within 3 months - Children	77	1,637	4.7%	12.5%	13.3%	12.3%
% of FP17s for the same patient ID Re-attending within 3 months - Adults	952	6,404	14.9%	18.0%	17.3%	16.7%
% of FP17s for the same patient ID Re-attending between 3 & 9 months - Children	996	1,637	60.8%	57.1%	58.9%	57.6%
% of FP17s for the same patient ID Re-attending between 3 & 9 months - Adults	3,560	6,404	55.6%	50.6%	52.2%	50.1%
% of FP17s for Band 1 Urgent Courses	524	7,706	6.8%	9.8%	9.2%	9.1%
% of FP17s Relating to Free Repair or Replacements	315	7,706	4.1%	1.0%	1.0%	0.8%
% of FP17s Relating to Continuations	72	7,706	0.9%	1.6%	1.4%	1.2%
% of Patients satisfied with the dentistry they have received	16	18	88.9%	93.7%	93.1%	92.8%
% of Patients satisfied with the time they had to wait for an appointment	18	18	100.0%	93.0%	89.5%	88.7%

* This is based on patients treated on this contract for their most recent course of treatment. Figures in italics indicate the base number of FP17s or Patient Questionnaire responses are less than 100. N/A is shown where the base number of responses is less than 10 during the period. % is calculated as Quantity/Base number*100

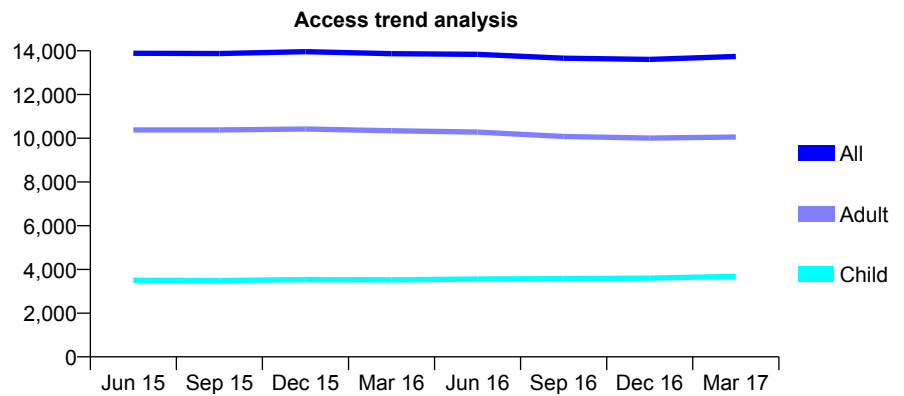
Q44 - Vital Signs At a Glance Contract Report for 234664/0001 - March 2017

Name or company name	MR CJ ILLINGWORTH
Contract type name	GDS Contract
Purpose of contract	General
Contract start date	01/04/2006
Contract end date	

16/17 Contracted general activity (UDA)	38,500
Carry forward general activity (UDA)	269
16/17 Contracted orthodontic activity (UOA)	0
Carry forward orthodontic activity (UOA)	0
Baseline contract value	£908,441.89

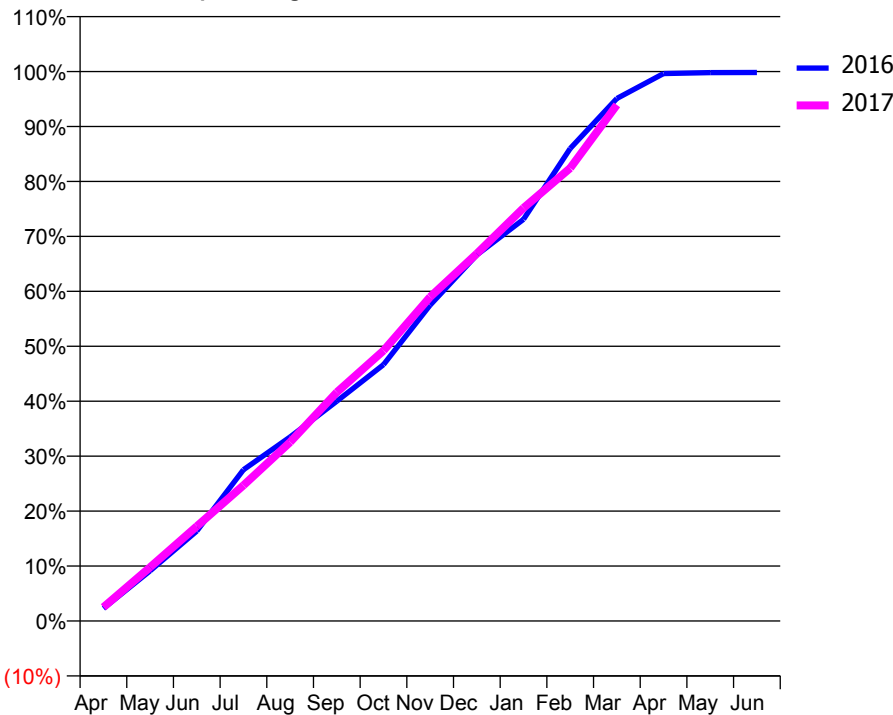
ACCESS*

Patients seen in 24 months	Total	Change since previous quarter
Quarter ending March 2016	13,866	
Quarter ending June 2016	13,838	→
Quarter ending September 2016	13,661	↓
Quarter ending December 2016	13,607	→
Quarter ending March 2017	13,743	→
Variance since March 2016	(0.9%)	→



ACTIVITY

Cumulative percentage of contracted UDA delivered 2016 & 2017



Month	Adjusted Scheduled Activity (UDA)	
	2016	2017
April	884	967
May	3,514	3,767
June	6,301	6,634
July	10,604	9,504
August	12,899	12,535
September	15,406	16,025
October	17,965	18,939
November	22,140	22,707
December	25,648	25,748
January	28,148	28,939
February	33,106	31,735
March	36,608	36,163
April	38,354	
May	38,425	
June	38,433	

QUALITY

	Quantity	Base Number	Contract	AT	Region	England
% of FP17s for the same patient ID Re-attending within 3 months - Children	748	6,696	11.2%	12.5%	13.3%	12.3%
% of FP17s for the same patient ID Re-attending within 3 months - Adults	2,485	14,515	17.1%	18.0%	17.3%	16.7%
% of FP17s for the same patient ID Re-attending between 3 & 9 months - Children	4,265	6,696	63.7%	57.1%	58.9%	57.6%
% of FP17s for the same patient ID Re-attending between 3 & 9 months - Adults	7,430	14,515	51.2%	50.6%	52.2%	50.1%
% of FP17s for Band 1 Urgent Courses	2,093	19,747	10.6%	9.8%	9.2%	9.1%
% of FP17s Relating to Free Repair or Replacements	144	19,747	0.7%	1.0%	1.0%	0.8%
% of FP17s Relating to Continuations	80	19,747	0.4%	1.6%	1.4%	1.2%
% of Patients satisfied with the dentistry they have received	147	162	90.7%	93.7%	93.1%	92.8%
% of Patients satisfied with the time they had to wait for an appointment	149	162	92.0%	93.0%	89.5%	88.7%

* This is based on patients treated on this contract for their most recent course of treatment. Figures in italics indicate the base number of FP17s or Patient Questionnaire responses are less than 100. N/A is shown where the base number of responses is less than 10 during the period. % is calculated as Quantity/Base number*100

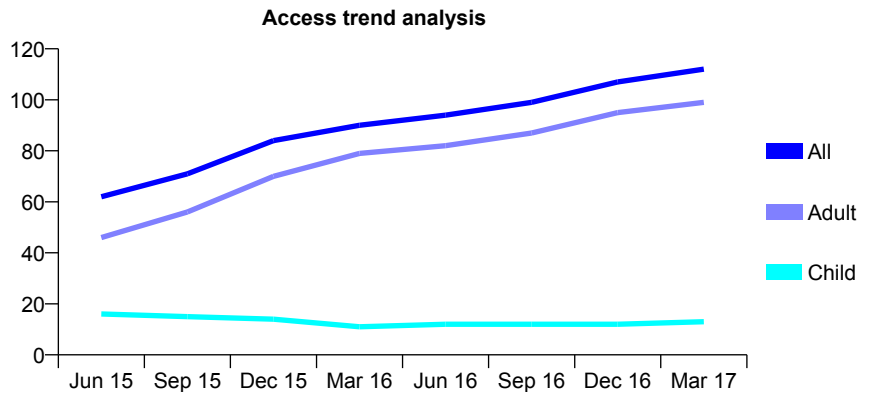
Q44 - Vital Signs At a Glance Contract Report for 240788/0003 - March 2017

Name or company name	MR TA PARR
Contract type name	GDS Contract
Purpose of contract	General
Contract start date	01/04/2006
Contract end date	

16/17 Contracted general activity (UDA)	174
Carry forward general activity (UDA)	0
16/17 Contracted orthodontic activity (UOA)	0
Carry forward orthodontic activity (UOA)	0
Baseline contract value	£4,076.91

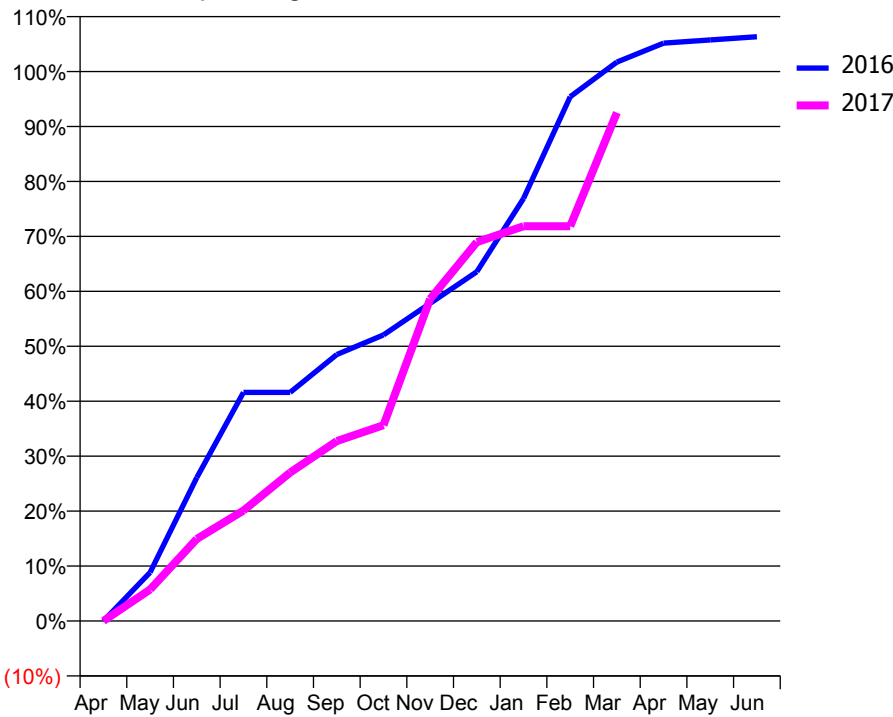
ACCESS*

Patients seen in 24 months	Total	Change since previous quarter
Quarter ending March 2016	90	
Quarter ending June 2016	94	↑
Quarter ending September 2016	99	↑
Quarter ending December 2016	107	↑
Quarter ending March 2017	112	↑
Variance since March 2016	24.4%	↑



ACTIVITY

Cumulative percentage of contracted UDA delivered 2016 & 2017



Month	Adjusted Scheduled Activity (UDA)	
	2016	2017
April	0	0
May	15	10
June	45	26
July	72	35
August	72	47
September	84	57
October	91	62
November	101	102
December	111	120
January	134	125
February	166	125
March	177	161
April	183	
May	184	
June	185	

QUALITY

	Quantity	Base Number	Contract	AT	Region	England
% of FP17s for the same patient ID Re-attending within 3 months - Children	0	11	0.0%	12.5%	13.3%	12.3%
% of FP17s for the same patient ID Re-attending within 3 months - Adults	2	59	3.4%	18.0%	17.3%	16.7%
% of FP17s for the same patient ID Re-attending between 3 & 9 months - Children	7	11	63.6%	57.1%	58.9%	57.6%
% of FP17s for the same patient ID Re-attending between 3 & 9 months - Adults	11	59	18.6%	50.6%	52.2%	50.1%
% of FP17s for Band 1 Urgent Courses	0	62	0.0%	9.8%	9.2%	9.1%
% of FP17s Relating to Free Repair or Replacements	0	62	0.0%	1.0%	1.0%	0.8%
% of FP17s Relating to Continuations	0	62	0.0%	1.6%	1.4%	1.2%
% of Patients satisfied with the dentistry they have received	1	1	N/A	93.7%	93.1%	92.8%
% of Patients satisfied with the time they had to wait for an appointment	1	1	N/A	93.0%	89.5%	88.7%

* This is based on patients treated on this contract for their most recent course of treatment. Figures in italics indicate the base number of FP17s or Patient Questionnaire responses are less than 100. N/A is shown where the base number of responses is less than 10 during the period. % is calculated as Quantity/Base number*100

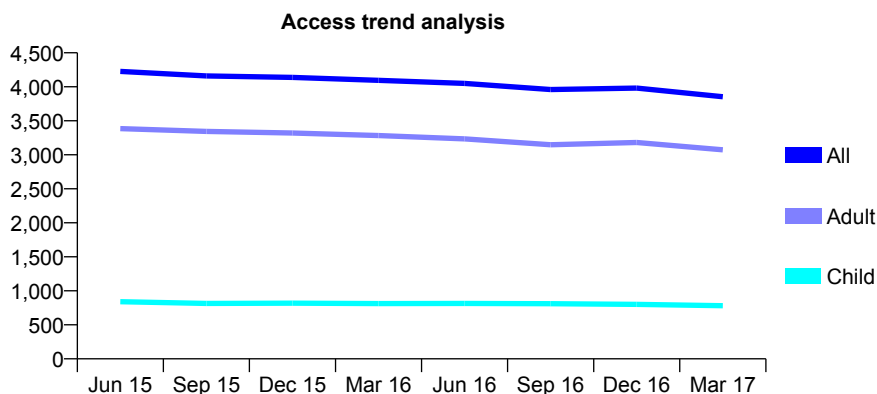
Q44 - Vital Signs At a Glance Contract Report for 243876/0001 - March 2017

Name or company name	MR CG BLACK
Contract type name	GDS Contract
Purpose of contract	General
Contract start date	01/04/2006
Contract end date	

16/17 Contracted general activity (UDA)	12,522
Carry forward general activity (UDA)	357
16/17 Contracted orthodontic activity (UOA)	0
Carry forward orthodontic activity (UOA)	0
Baseline contract value	£361,686.08

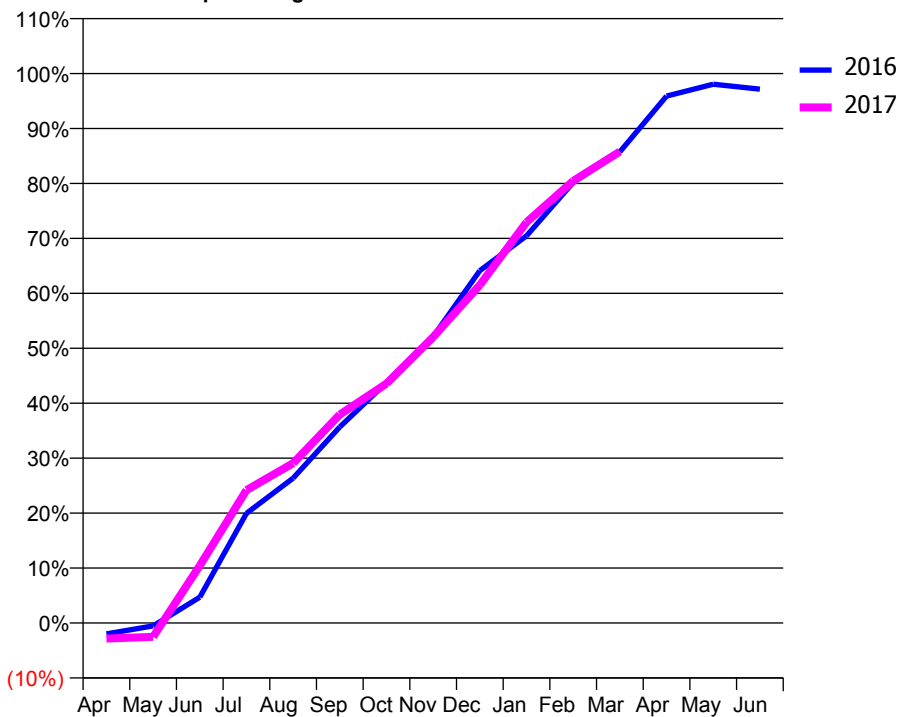
ACCESS*

Patients seen in 24 months	Total	Change since previous quarter
Quarter ending March 2016	4,096	
Quarter ending June 2016	4,050	↓
Quarter ending September 2016	3,960	↓
Quarter ending December 2016	3,981	→
Quarter ending March 2017	3,854	↓
Variance since March 2016	(5.9%)	↓



ACTIVITY

Cumulative percentage of contracted UDA delivered 2016 & 2017



Month	Adjusted Scheduled Activity (UDA)	
	2016	2017
April	-252	-357
May	-67	-317
June	588	1,309
July	2,501	3,028
August	3,301	3,641
September	4,469	4,752
October	5,480	5,457
November	6,529	6,517
December	8,029	7,700
January	8,822	9,132
February	10,039	10,074
March	10,739	10,745
April	12,009	
May	12,278	
June	12,165	

QUALITY

	Quantity	Base Number	Contract	AT	Region	England
% of FP17s for the same patient ID Re-attending within 3 months - Children	137	1,311	10.5%	12.5%	13.3%	12.3%
% of FP17s for the same patient ID Re-attending within 3 months - Adults	739	4,528	16.3%	18.0%	17.3%	16.7%
% of FP17s for the same patient ID Re-attending between 3 & 9 months - Children	838	1,311	63.9%	57.1%	58.9%	57.6%
% of FP17s for the same patient ID Re-attending between 3 & 9 months - Adults	2,511	4,528	55.5%	50.6%	52.2%	50.1%
% of FP17s for Band 1 Urgent Courses	374	5,385	6.9%	9.8%	9.2%	9.1%
% of FP17s Relating to Free Repair or Replacements	24	5,385	0.4%	1.0%	1.0%	0.8%
% of FP17s Relating to Continuations	26	5,385	0.5%	1.6%	1.4%	1.2%
% of Patients satisfied with the dentistry they have received	5	5	N/A	93.7%	93.1%	92.8%
% of Patients satisfied with the time they had to wait for an appointment	5	5	N/A	93.0%	89.5%	88.7%

* This is based on patients treated on this contract for their most recent course of treatment. Figures in italics indicate the base number of FP17s or Patient Questionnaire responses are less than 100. N/A is shown where the base number of responses is less than 10 during the period. % is calculated as Quantity/Base number*100

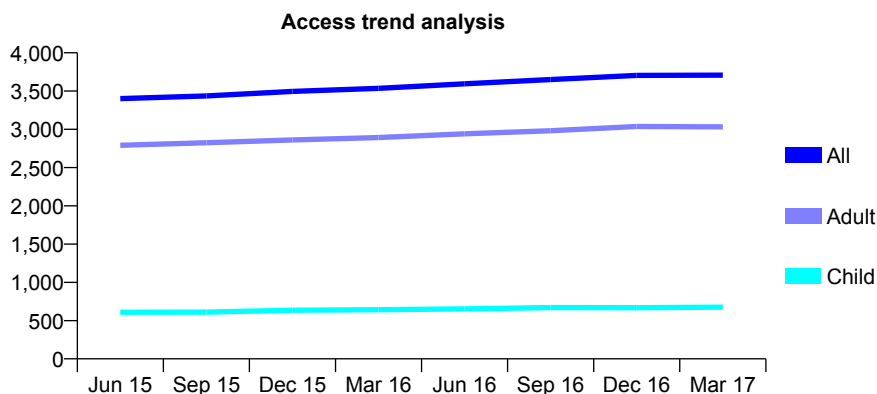
Q44 - Vital Signs At a Glance Contract Report for 245089/0001 - March 2017

Name or company name	MR TJ GREENE
Contract type name	GDS Contract
Purpose of contract	General
Contract start date	01/04/2006
Contract end date	

16/17 Contracted general activity (UDA)	9,712
Carry forward general activity (UDA)	371
16/17 Contracted orthodontic activity (UOA)	0
Carry forward orthodontic activity (UOA)	0
Baseline contract value	£217,690.56

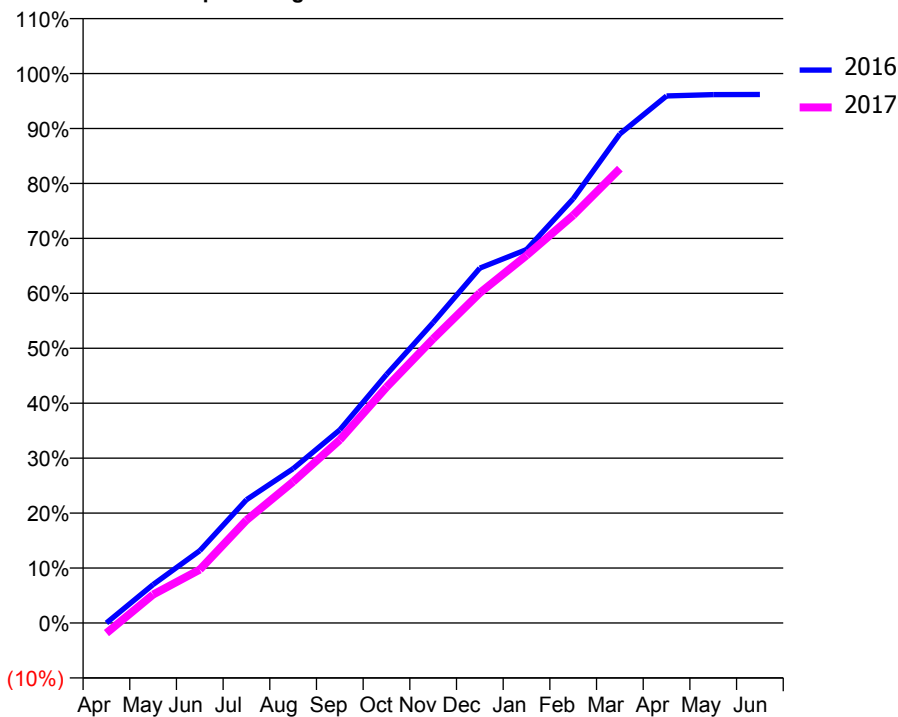
ACCESS*

Patients seen in 24 months	Total	Change since previous quarter
Quarter ending March 2016	3,535	
Quarter ending June 2016	3,594	→
Quarter ending September 2016	3,651	→
Quarter ending December 2016	3,705	→
Quarter ending March 2017	3,708	→
Variance since March 2016	4.9%	↑



ACTIVITY

Cumulative percentage of contracted UDA delivered 2016 & 2017



Month	Adjusted Scheduled Activity (UDA)	
	2016	2017
April	0	-180
May	679	503
June	1,279	945
July	2,178	1,818
August	2,728	2,497
September	3,415	3,238
October	4,391	4,169
November	5,311	5,023
December	6,273	5,834
January	6,601	6,496
February	7,499	7,205
March	8,644	8,031
April	9,315	
May	9,338	
June	9,341	

QUALITY

	Quantity	Base Number	Contract	AT	Region	England
% of FP17s for the same patient ID Re-attending within 3 months - Children	55	1,144	4.8%	12.5%	13.3%	12.3%
% of FP17s for the same patient ID Re-attending within 3 months - Adults	561	5,033	11.1%	18.0%	17.3%	16.7%
% of FP17s for the same patient ID Re-attending between 3 & 9 months - Children	836	1,144	73.1%	57.1%	58.9%	57.6%
% of FP17s for the same patient ID Re-attending between 3 & 9 months - Adults	3,496	5,033	69.5%	50.6%	52.2%	50.1%
% of FP17s for Band 1 Urgent Courses	112	5,283	2.1%	9.8%	9.2%	9.1%
% of FP17s Relating to Free Repair or Replacements	24	5,283	0.5%	1.0%	1.0%	0.8%
% of FP17s Relating to Continuations	35	5,283	0.7%	1.6%	1.4%	1.2%
% of Patients satisfied with the dentistry they have received	13	13	100.0%	93.7%	93.1%	92.8%
% of Patients satisfied with the time they had to wait for an appointment	13	13	100.0%	93.0%	89.5%	88.7%

* This is based on patients treated on this contract for their most recent course of treatment. Figures in italics indicate the base number of FP17s or Patient Questionnaire responses are less than 100. N/A is shown where the base number of responses is less than 10 during the period. % is calculated as Quantity/Base number*100

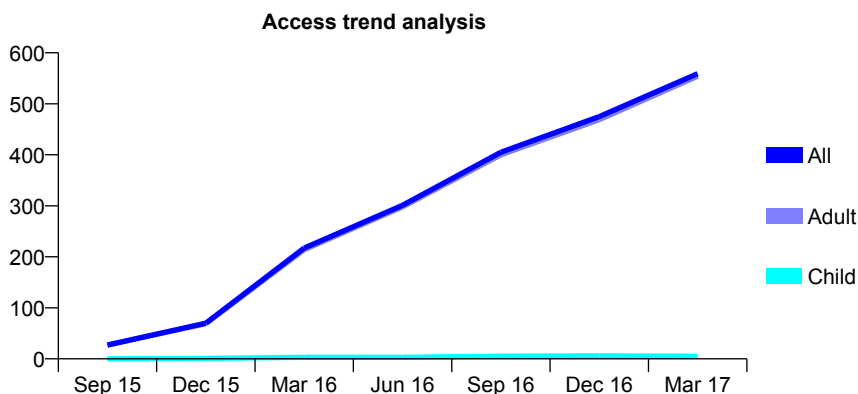
Q44 - Vital Signs At a Glance Contract Report for 258024/0003 - March 2017

Name or company name	MR HD AHOVI
Contract type name	PDS Contract
Purpose of contract	General
Contract start date	01/07/2015
Contract end date	30/11/2019

16/17 Contracted general activity (UDA)	2,650
Carry forward general activity (UDA)	0
16/17 Contracted orthodontic activity (UOA)	0
Carry forward orthodontic activity (UOA)	0
Baseline contract value	£142,329.38

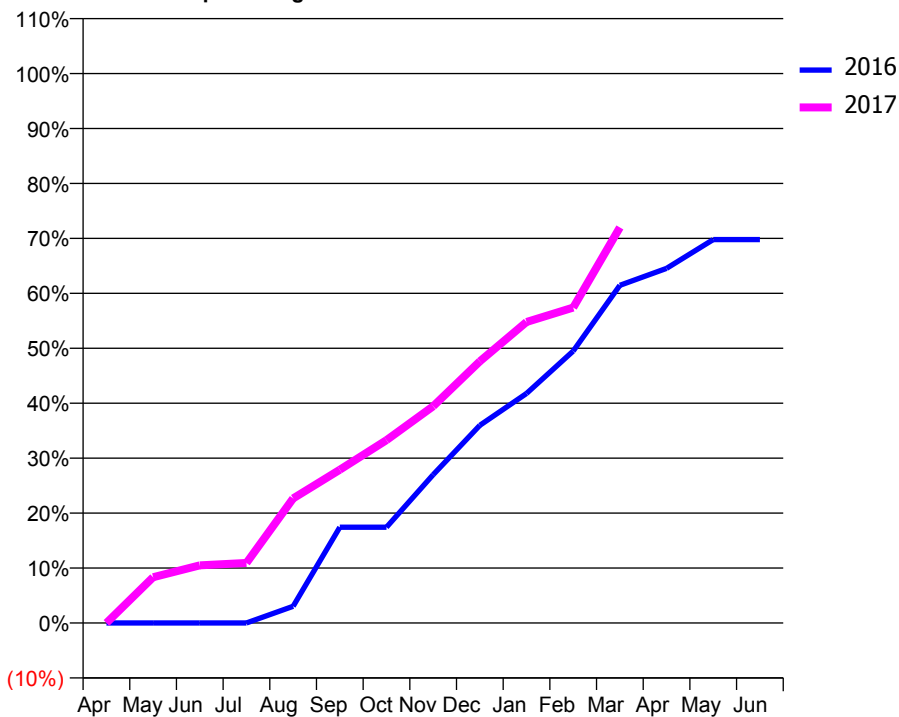
ACCESS*

Patients seen in 24 months	Total	Change since previous quarter
Quarter ending March 2016	217	
Quarter ending June 2016	301	↑
Quarter ending September 2016	405	↑
Quarter ending December 2016	475	↑
Quarter ending March 2017	559	↑
Variance since March 2016	157.6%	↑



ACTIVITY

Cumulative percentage of contracted UDA delivered 2016 & 2017



Month	Adjusted Scheduled Activity (UDA)	
	2016	2017
April	0	0
May	0	221
June	0	278
July	0	290
August	65	601
September	373	739
October	373	882
November	577	1,045
December	769	1,262
January	893	1,452
February	1,058	1,521
March	1,314	1,908
April	1,380	
May	1,492	
June	1,492	

QUALITY

	Quantity	Base Number	Contract	AT	Region	England
% of FP17s for the same patient ID Re-attending within 3 months - Children	0	7	0.0%	12.5%	13.3%	12.3%
% of FP17s for the same patient ID Re-attending within 3 months - Adults	16	712	2.2%	18.0%	17.3%	16.7%
% of FP17s for the same patient ID Re-attending between 3 & 9 months - Children	0	7	0.0%	57.1%	58.9%	57.6%
% of FP17s for the same patient ID Re-attending between 3 & 9 months - Adults	7	712	1.0%	50.6%	52.2%	50.1%
% of FP17s for Band 1 Urgent Courses	0	658	0.0%	9.8%	9.2%	9.1%
% of FP17s Relating to Free Repair or Replacements	0	658	0.0%	1.0%	1.0%	0.8%
% of FP17s Relating to Continuations	0	658	0.0%	1.6%	1.4%	1.2%
% of Patients satisfied with the dentistry they have received	3	3	N/A	93.7%	93.1%	92.8%
% of Patients satisfied with the time they had to wait for an appointment	3	3	N/A	93.0%	89.5%	88.7%

* This is based on patients treated on this contract for their most recent course of treatment. Figures in italics indicate the base number of FP17s or Patient Questionnaire responses are less than 100. N/A is shown where the base number of responses is less than 10 during the period. % is calculated as Quantity/Base number*100

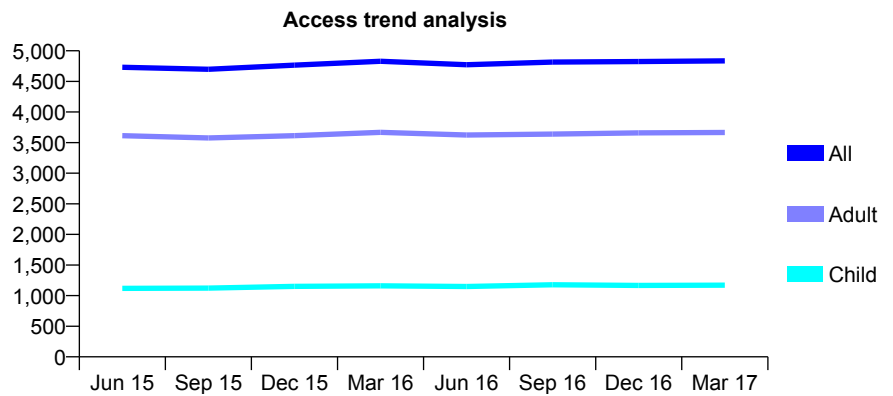
Q44 - Vital Signs At a Glance Contract Report for 299901/0001 - March 2017

Name or company name	MR J SREERAM
Contract type name	GDS Contract
Purpose of contract	General
Contract start date	01/06/2012
Contract end date	

16/17 Contracted general activity (UDA)	17,225
Carry forward general activity (UDA)	295
16/17 Contracted orthodontic activity (UOA)	0
Carry forward orthodontic activity (UOA)	0
Baseline contract value	£437,736.21

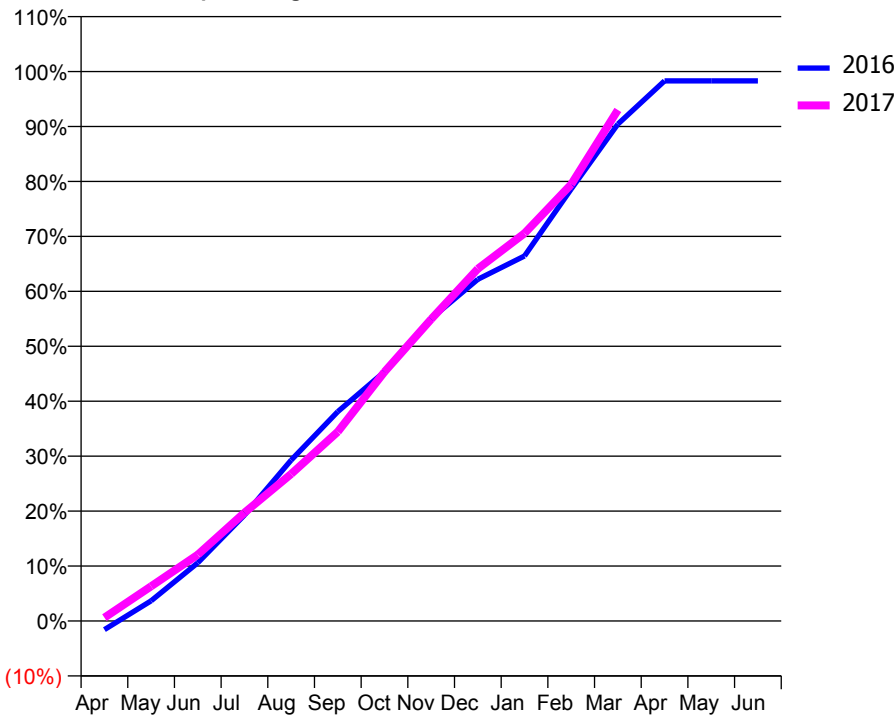
ACCESS*

Patients seen in 24 months	Total	Change since previous quarter
Quarter ending March 2016	4,829	
Quarter ending June 2016	4,773	↓
Quarter ending September 2016	4,816	→
Quarter ending December 2016	4,825	→
Quarter ending March 2017	4,835	→
Variance since March 2016	0.1%	→



ACTIVITY

Cumulative percentage of contracted UDA delivered 2016 & 2017



Month	Adjusted Scheduled Activity (UDA)	
	2016	2017
April	-272	107
May	635	1,087
June	1,823	2,080
July	3,323	3,397
August	5,044	4,610
September	6,565	5,933
October	7,816	7,809
November	9,483	9,462
December	10,712	11,043
January	11,444	12,155
February	13,541	13,686
March	15,579	16,021
April	16,932	
May	16,931	
June	16,930	

QUALITY

	Quantity	Base Number	Contract	AT	Region	England
% of FP17s for the same patient ID Re-attending within 3 months - Children	340	2,069	16.4%	12.5%	13.3%	12.3%
% of FP17s for the same patient ID Re-attending within 3 months - Adults	814	5,614	14.5%	18.0%	17.3%	16.7%
% of FP17s for the same patient ID Re-attending between 3 & 9 months - Children	1,273	2,069	61.5%	57.1%	58.9%	57.6%
% of FP17s for the same patient ID Re-attending between 3 & 9 months - Adults	3,403	5,614	60.6%	50.6%	52.2%	50.1%
% of FP17s for Band 1 Urgent Courses	388	7,279	5.3%	9.8%	9.2%	9.1%
% of FP17s Relating to Free Repair or Replacements	96	7,279	1.3%	1.0%	1.0%	0.8%
% of FP17s Relating to Continuations	36	7,279	0.5%	1.6%	1.4%	1.2%
% of Patients satisfied with the dentistry they have received	13	15	86.7%	93.7%	93.1%	92.8%
% of Patients satisfied with the time they had to wait for an appointment	13	15	86.7%	93.0%	89.5%	88.7%

* This is based on patients treated on this contract for their most recent course of treatment. Figures in italics indicate the base number of FP17s or Patient Questionnaire responses are less than 100. N/A is shown where the base number of responses is less than 10 during the period. % is calculated as Quantity/Base number*100

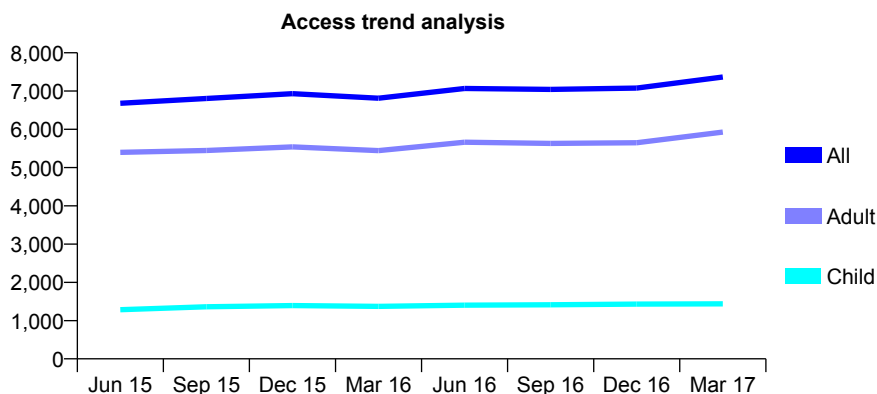
Q44 - Vital Signs At a Glance Contract Report for 308641/0001 - March 2017

Name or company name	MR SJ WRIGHT
Contract type name	Pilot Contract
Purpose of contract	General
Contract start date	01/04/2006
Contract end date	

16/17 Contracted general activity (UDA)	27,138
Carry forward general activity (UDA)	0
16/17 Contracted orthodontic activity (UOA)	0
Carry forward orthodontic activity (UOA)	0
Baseline contract value	£782,535.07

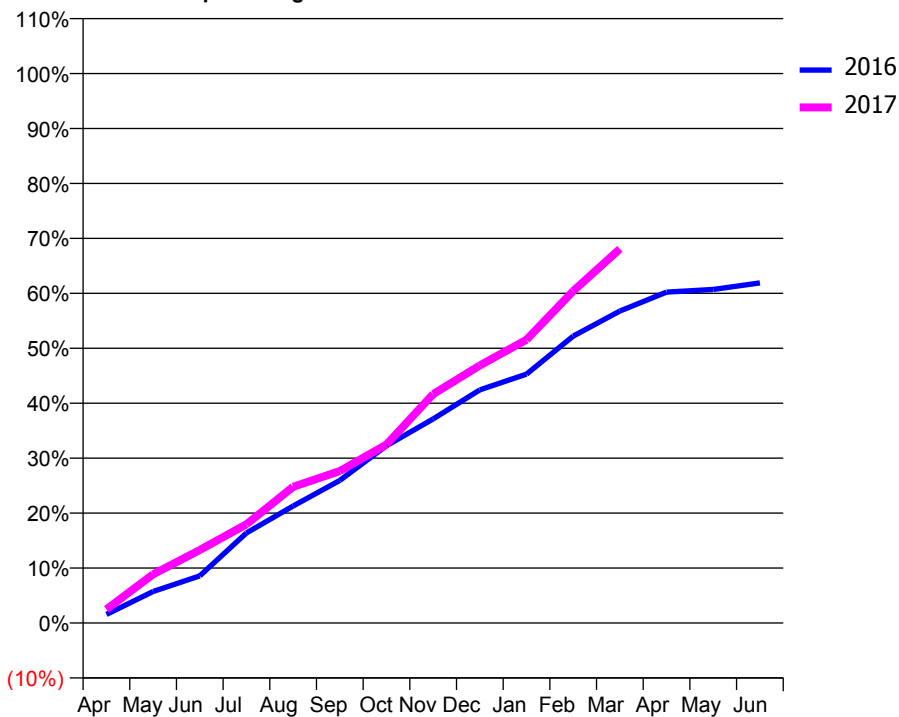
ACCESS*

Patients seen in 24 months	Total	Change since previous quarter
Quarter ending March 2016	6,814	
Quarter ending June 2016	7,067	↑
Quarter ending September 2016	7,044	→
Quarter ending December 2016	7,078	→
Quarter ending March 2017	7,368	↑
Variance since March 2016	8.1%	↑



ACTIVITY

Cumulative percentage of contracted UDA delivered 2016 & 2017



Month	Adjusted Scheduled Activity (UDA)	
	2016	2017
April	427	676
May	1,559	2,406
June	2,325	3,608
July	4,450	4,879
August	5,779	6,727
September	7,045	7,504
October	8,752	8,815
November	10,082	11,305
December	11,515	12,717
January	12,292	13,989
February	14,170	16,396
March	15,409	18,475
April	16,342	
May	16,474	
June	16,798	

QUALITY

	Quantity	Base Number	Contract	AT	Region	England
% of FP17s for the same patient ID Re-attending within 3 months - Children	64	1,577	4.1%	12.5%	13.3%	12.3%
% of FP17s for the same patient ID Re-attending within 3 months - Adults	1,026	7,310	14.0%	18.0%	17.3%	16.7%
% of FP17s for the same patient ID Re-attending between 3 & 9 months - Children	535	1,577	33.9%	57.1%	58.9%	57.6%
% of FP17s for the same patient ID Re-attending between 3 & 9 months - Adults	2,555	7,310	35.0%	50.6%	52.2%	50.1%
% of FP17s for Band 1 Urgent Courses	839	7,893	10.6%	9.8%	9.2%	9.1%
% of FP17s Relating to Free Repair or Replacements	85	7,893	1.1%	1.0%	1.0%	0.8%
% of FP17s Relating to Continuations	115	7,893	1.5%	1.6%	1.4%	1.2%
% of Patients satisfied with the dentistry they have received	14	16	87.5%	93.7%	93.1%	92.8%
% of Patients satisfied with the time they had to wait for an appointment	12	16	75.0%	93.0%	89.5%	88.7%

* This is based on patients treated on this contract for their most recent course of treatment. Figures in italics indicate the base number of FP17s or Patient Questionnaire responses are less than 100. N/A is shown where the base number of responses is less than 10 during the period. % is calculated as Quantity/Base number*100

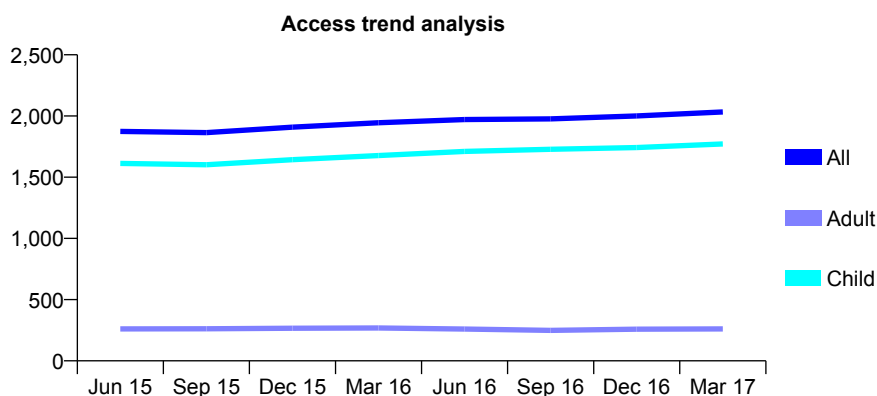
Q44 - Vital Signs At a Glance Contract Report for 318957/0001 - March 2017

Name or company name	MR SD MULCAHY
Contract type name	GDS Contract
Purpose of contract	General
Contract start date	01/04/2006
Contract end date	

16/17 Contracted general activity (UDA)	4,000
Carry forward general activity (UDA)	0
16/17 Contracted orthodontic activity (UOA)	0
Carry forward orthodontic activity (UOA)	0
Baseline contract value	£103,949.12

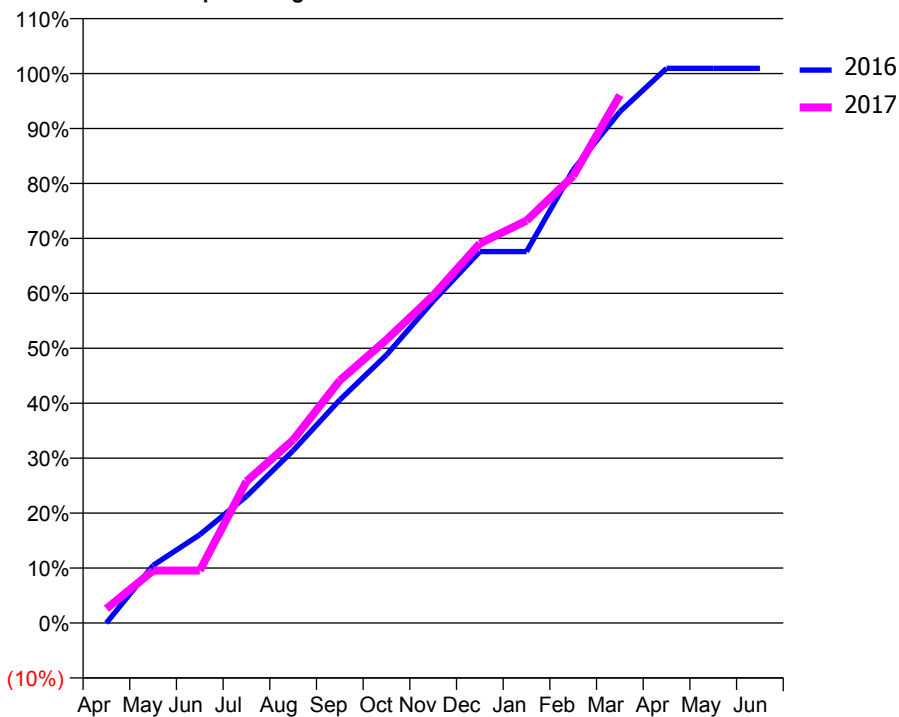
ACCESS*

Patients seen in 24 months	Total	Change since previous quarter
Quarter ending March 2016	1,945	
Quarter ending June 2016	1,971	→
Quarter ending September 2016	1,977	→
Quarter ending December 2016	2,001	→
Quarter ending March 2017	2,033	→
Variance since March 2016	4.5%	↑



ACTIVITY

Cumulative percentage of contracted UDA delivered 2016 & 2017



Month	Adjusted Scheduled Activity (UDA)	
	2016	2017
April	0	104
May	420	382
June	643	382
July	922	1,032
August	1,255	1,334
September	1,624	1,766
October	1,951	2,062
November	2,342	2,385
December	2,704	2,763
January	2,704	2,929
February	3,299	3,254
March	3,722	3,843
April	4,037	
May	4,037	
June	4,037	

QUALITY

	Quantity	Base Number	Contract	AT	Region	England
% of FP17s for the same patient ID Re-attending within 3 months - Children	247	2,943	8.4%	12.5%	13.3%	12.3%
% of FP17s for the same patient ID Re-attending within 3 months - Adults	6	122	4.9%	18.0%	17.3%	16.7%
% of FP17s for the same patient ID Re-attending between 3 & 9 months - Children	1,688	2,943	57.4%	57.1%	58.9%	57.6%
% of FP17s for the same patient ID Re-attending between 3 & 9 months - Adults	78	122	63.9%	50.6%	52.2%	50.1%
% of FP17s for Band 1 Urgent Courses	119	2,840	4.2%	9.8%	9.2%	9.1%
% of FP17s Relating to Free Repair or Replacements	0	2,840	0.0%	1.0%	1.0%	0.8%
% of FP17s Relating to Continuations	28	2,840	1.0%	1.6%	1.4%	1.2%
% of Patients satisfied with the dentistry they have received	1	1	N/A	93.7%	93.1%	92.8%
% of Patients satisfied with the time they had to wait for an appointment	1	1	N/A	93.0%	89.5%	88.7%

* This is based on patients treated on this contract for their most recent course of treatment. Figures in italics indicate the base number of FP17s or Patient Questionnaire responses are less than 100. N/A is shown where the base number of responses is less than 10 during the period. % is calculated as Quantity/Base number*100

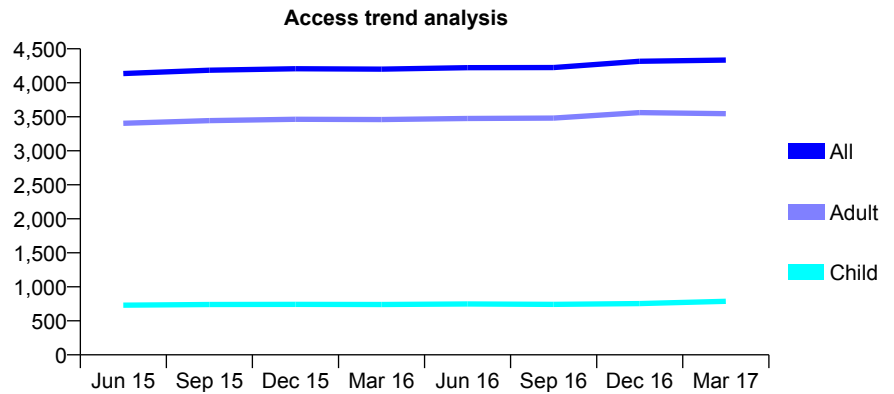
Q44 - Vital Signs At a Glance Contract Report for 321486/0001 - March 2017

Name or company name	MR AD MORTON
Contract type name	GDS Contract
Purpose of contract	General
Contract start date	01/04/2006
Contract end date	

16/17 Contracted general activity (UDA)	12,706
Carry forward general activity (UDA)	0
16/17 Contracted orthodontic activity (UOA)	0
Carry forward orthodontic activity (UOA)	0
Baseline contract value	£344,848.86

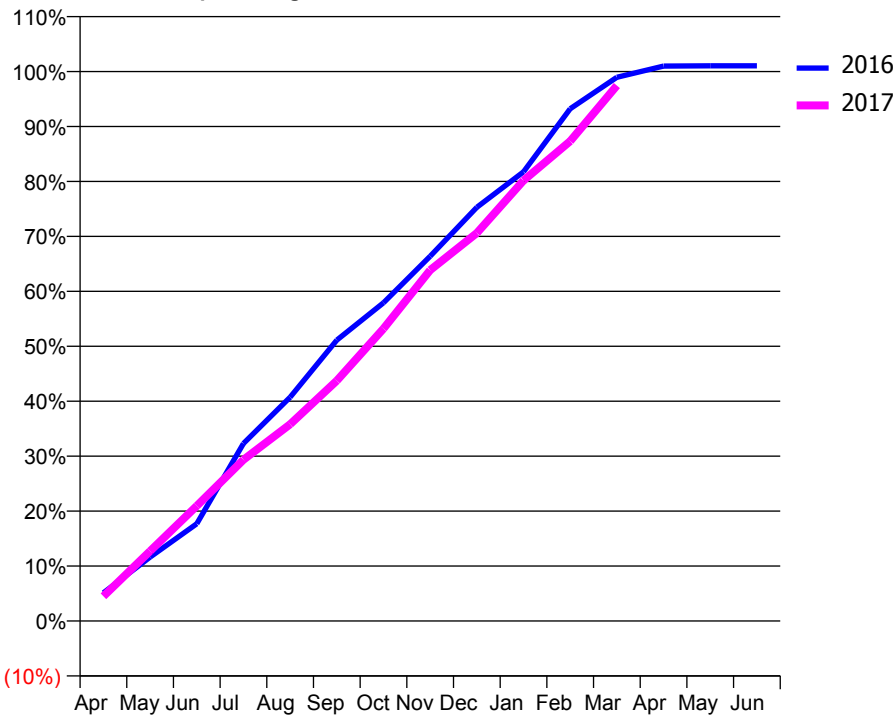
ACCESS*

Patients seen in 24 months	Total	Change since previous quarter
Quarter ending March 2016	4,201	
Quarter ending June 2016	4,223	→
Quarter ending September 2016	4,224	→
Quarter ending December 2016	4,316	↑
Quarter ending March 2017	4,334	→
Variance since March 2016	3.2%	↑



ACTIVITY

Cumulative percentage of contracted UDA delivered 2016 & 2017



Month	Adjusted Scheduled Activity (UDA)	
	2016	2017
April	653	572
May	1,478	1,616
June	2,251	2,663
July	4,107	3,729
August	5,175	4,549
September	6,497	5,559
October	7,359	6,759
November	8,435	8,114
December	9,565	8,971
January	10,387	10,185
February	11,844	11,094
March	12,573	12,380
April	12,832	
May	12,837	
June	12,836	

QUALITY

	Quantity	Base Number	Contract	AT	Region	England
% of FP17s for the same patient ID Re-attending within 3 months - Children	71	1,247	5.7%	12.5%	13.3%	12.3%
% of FP17s for the same patient ID Re-attending within 3 months - Adults	581	4,993	11.6%	18.0%	17.3%	16.7%
% of FP17s for the same patient ID Re-attending between 3 & 9 months - Children	789	1,247	63.3%	57.1%	58.9%	57.6%
% of FP17s for the same patient ID Re-attending between 3 & 9 months - Adults	2,623	4,993	52.5%	50.6%	52.2%	50.1%
% of FP17s for Band 1 Urgent Courses	400	6,103	6.6%	9.8%	9.2%	9.1%
% of FP17s Relating to Free Repair or Replacements	146	6,103	2.4%	1.0%	1.0%	0.8%
% of FP17s Relating to Continuations	54	6,103	0.9%	1.6%	1.4%	1.2%
% of Patients satisfied with the dentistry they have received	14	15	93.3%	93.7%	93.1%	92.8%
% of Patients satisfied with the time they had to wait for an appointment	14	15	93.3%	93.0%	89.5%	88.7%

* This is based on patients treated on this contract for their most recent course of treatment. Figures in italics indicate the base number of FP17s or Patient Questionnaire responses are less than 100. N/A is shown where the base number of responses is less than 10 during the period. % is calculated as Quantity/Base number*100

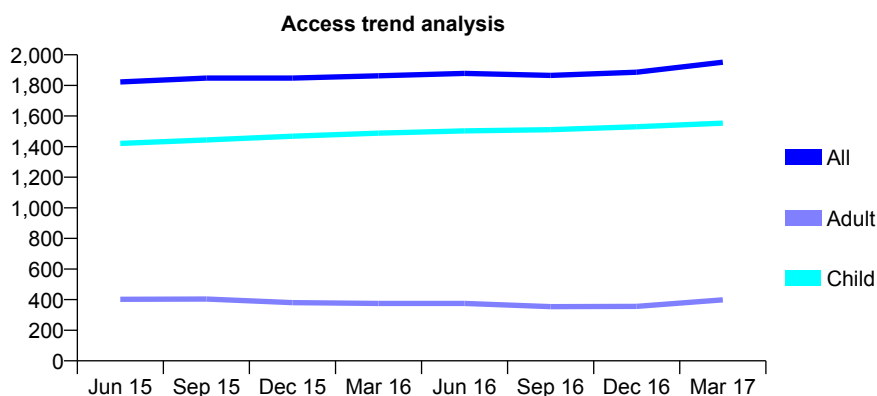
Q44 - Vital Signs At a Glance Contract Report for 327123/0002 - March 2017

Name or company name	MRS JM COOPER
Contract type name	GDS Contract
Purpose of contract	General
Contract start date	01/04/2007
Contract end date	

16/17 Contracted general activity (UDA)	4,180
Carry forward general activity (UDA)	23
16/17 Contracted orthodontic activity (UOA)	0
Carry forward orthodontic activity (UOA)	0
Baseline contract value	£92,737.18

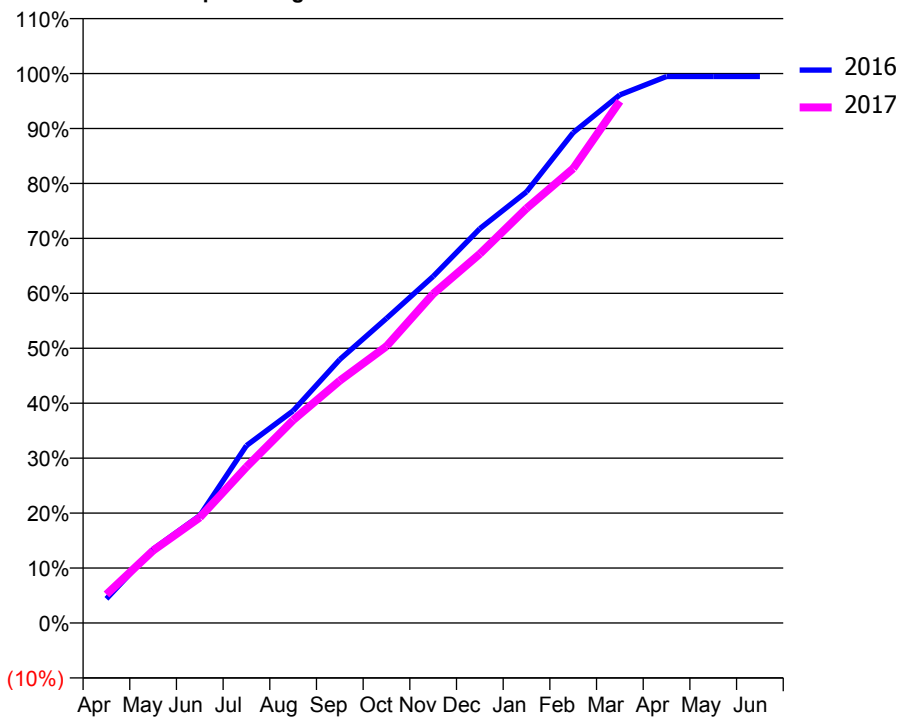
ACCESS*

Patients seen in 24 months	Total	Change since previous quarter
Quarter ending March 2016	1,863	
Quarter ending June 2016	1,878	→
Quarter ending September 2016	1,865	→
Quarter ending December 2016	1,886	→
Quarter ending March 2017	1,952	↑
Variance since March 2016	4.8%	↑



ACTIVITY

Cumulative percentage of contracted UDA delivered 2016 & 2017



Month	Adjusted Scheduled Activity (UDA)	
	2016	2017
April	184	218
May	562	551
June	817	803
July	1,350	1,187
August	1,615	1,544
September	2,005	1,844
October	2,318	2,105
November	2,637	2,504
December	3,000	2,808
January	3,280	3,154
February	3,731	3,458
March	4,017	3,968
April	4,157	
May	4,157	
June	4,157	

QUALITY

	Quantity	Base Number	Contract	AT	Region	England
% of FP17s for the same patient ID Re-attending within 3 months - Children	285	2,833	10.1%	12.5%	13.3%	12.3%
% of FP17s for the same patient ID Re-attending within 3 months - Adults	45	381	11.8%	18.0%	17.3%	16.7%
% of FP17s for the same patient ID Re-attending between 3 & 9 months - Children	2,019	2,833	71.3%	57.1%	58.9%	57.6%
% of FP17s for the same patient ID Re-attending between 3 & 9 months - Adults	192	381	50.4%	50.6%	52.2%	50.1%
% of FP17s for Band 1 Urgent Courses	97	3,115	3.1%	9.8%	9.2%	9.1%
% of FP17s Relating to Free Repair or Replacements	0	3,115	0.0%	1.0%	1.0%	0.8%
% of FP17s Relating to Continuations	0	3,115	0.0%	1.6%	1.4%	1.2%
% of Patients satisfied with the dentistry they have received	2	2	N/A	93.7%	93.1%	92.8%
% of Patients satisfied with the time they had to wait for an appointment	2	2	N/A	93.0%	89.5%	88.7%

* This is based on patients treated on this contract for their most recent course of treatment. Figures in italics indicate the base number of FP17s or Patient Questionnaire responses are less than 100. N/A is shown where the base number of responses is less than 10 during the period. % is calculated as Quantity/Base number*100

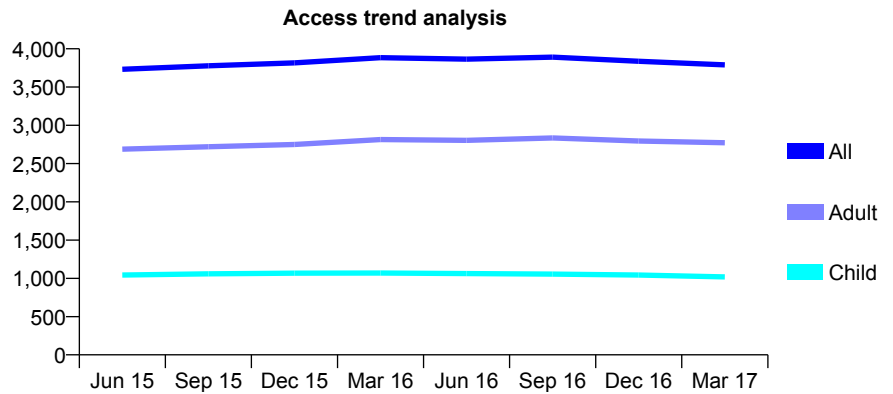
Q44 - Vital Signs At a Glance Contract Report for 329150/0002 - March 2017

Name or company name	MR DJ GIDMAN
Contract type name	GDS Contract
Purpose of contract	General
Contract start date	01/04/2006
Contract end date	

16/17 Contracted general activity (UDA)	9,301
Carry forward general activity (UDA)	22
16/17 Contracted orthodontic activity (UOA)	0
Carry forward orthodontic activity (UOA)	0
Baseline contract value	£278,662.49

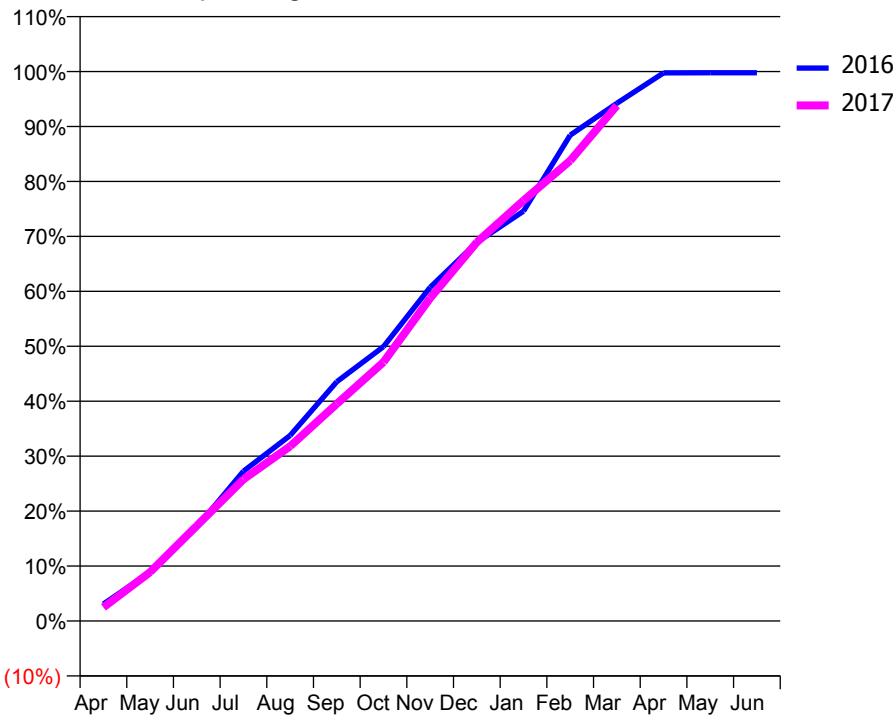
ACCESS*

Patients seen in 24 months	Total	Change since previous quarter
Quarter ending March 2016	3,884	
Quarter ending June 2016	3,865	→
Quarter ending September 2016	3,891	→
Quarter ending December 2016	3,837	↓
Quarter ending March 2017	3,790	↓
Variance since March 2016	(2.4%)	↓



ACTIVITY

Cumulative percentage of contracted UDA delivered 2016 & 2017



Month	Adjusted Scheduled Activity (UDA)	
	2016	2017
April	289	232
May	829	828
June	1,589	1,613
July	2,537	2,398
August	3,140	2,957
September	4,050	3,675
October	4,643	4,383
November	5,648	5,466
December	6,409	6,412
January	6,938	7,117
February	8,223	7,793
March	8,763	8,726
April	9,278	
May	9,280	
June	9,280	

QUALITY

	Quantity	Base Number	Contract	AT	Region	England
% of FP17s for the same patient ID Re-attending within 3 months - Children	127	1,417	9.0%	12.5%	13.3%	12.3%
% of FP17s for the same patient ID Re-attending within 3 months - Adults	495	3,423	14.5%	18.0%	17.3%	16.7%
% of FP17s for the same patient ID Re-attending between 3 & 9 months - Children	696	1,417	49.1%	57.1%	58.9%	57.6%
% of FP17s for the same patient ID Re-attending between 3 & 9 months - Adults	1,608	3,423	47.0%	50.6%	52.2%	50.1%
% of FP17s for Band 1 Urgent Courses	277	4,592	6.0%	9.8%	9.2%	9.1%
% of FP17s Relating to Free Repair or Replacements	41	4,592	0.9%	1.0%	1.0%	0.8%
% of FP17s Relating to Continuations	100	4,592	2.2%	1.6%	1.4%	1.2%
% of Patients satisfied with the dentistry they have received	5	5	N/A	93.7%	93.1%	92.8%
% of Patients satisfied with the time they had to wait for an appointment	5	5	N/A	93.0%	89.5%	88.7%

* This is based on patients treated on this contract for their most recent course of treatment. Figures in italics indicate the base number of FP17s or Patient Questionnaire responses are less than 100. N/A is shown where the base number of responses is less than 10 during the period. % is calculated as Quantity/Base number*100

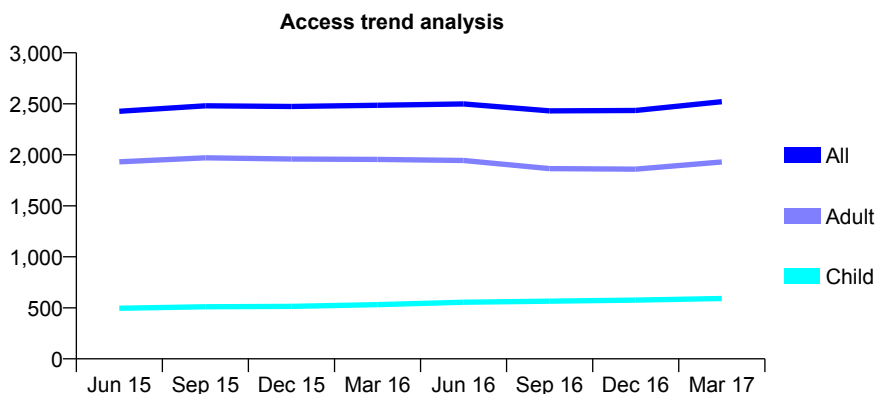
Q44 - Vital Signs At a Glance Contract Report for 340375/0001 - March 2017

Name or company name	MRS C SHARP
Contract type name	GDS Contract
Purpose of contract	General
Contract start date	20/10/2010
Contract end date	

16/17 Contracted general activity (UDA)	7,085
Carry forward general activity (UDA)	0
16/17 Contracted orthodontic activity (UOA)	0
Carry forward orthodontic activity (UOA)	0
Baseline contract value	£191,734.60

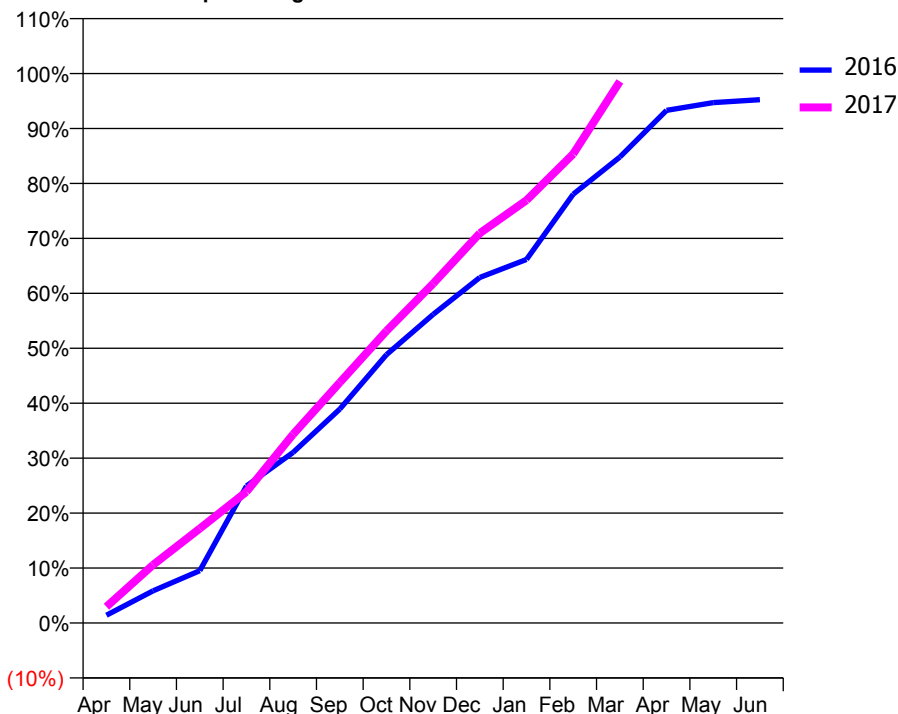
ACCESS*

Patients seen in 24 months	Total	Change since previous quarter
Quarter ending March 2016	2,486	
Quarter ending June 2016	2,499	→
Quarter ending September 2016	2,431	↓
Quarter ending December 2016	2,435	→
Quarter ending March 2017	2,521	↑
Variance since March 2016	1.4%	→



ACTIVITY

Cumulative percentage of contracted UDA delivered 2016 & 2017



Month	Adjusted Scheduled Activity (UDA)	
	2016	2017
April	101	211
May	414	750
June	674	1,218
July	1,766	1,692
August	2,201	2,433
September	2,759	3,101
October	3,460	3,766
November	3,979	4,376
December	4,455	5,026
January	4,688	5,451
February	5,529	6,048
March	6,007	6,983
April	6,609	
May	6,710	
June	6,747	

QUALITY

	Quantity	Base Number	Contract	AT	Region	England
% of FP17s for the same patient ID Re-attending within 3 months - Children	73	844	8.6%	12.5%	13.3%	12.3%
% of FP17s for the same patient ID Re-attending within 3 months - Adults	414	2,423	17.1%	18.0%	17.3%	16.7%
% of FP17s for the same patient ID Re-attending between 3 & 9 months - Children	381	844	45.1%	57.1%	58.9%	57.6%
% of FP17s for the same patient ID Re-attending between 3 & 9 months - Adults	852	2,423	35.2%	50.6%	52.2%	50.1%
% of FP17s for Band 1 Urgent Courses	356	3,030	11.7%	9.8%	9.2%	9.1%
% of FP17s Relating to Free Repair or Replacements	28	3,030	0.9%	1.0%	1.0%	0.8%
% of FP17s Relating to Continuations	67	3,030	2.2%	1.6%	1.4%	1.2%
% of Patients satisfied with the dentistry they have received	3	3	N/A	93.7%	93.1%	92.8%
% of Patients satisfied with the time they had to wait for an appointment	3	3	N/A	93.0%	89.5%	88.7%

* This is based on patients treated on this contract for their most recent course of treatment. Figures in italics indicate the base number of FP17s or Patient Questionnaire responses are less than 100. N/A is shown where the base number of responses is less than 10 during the period. % is calculated as Quantity/Base number*100

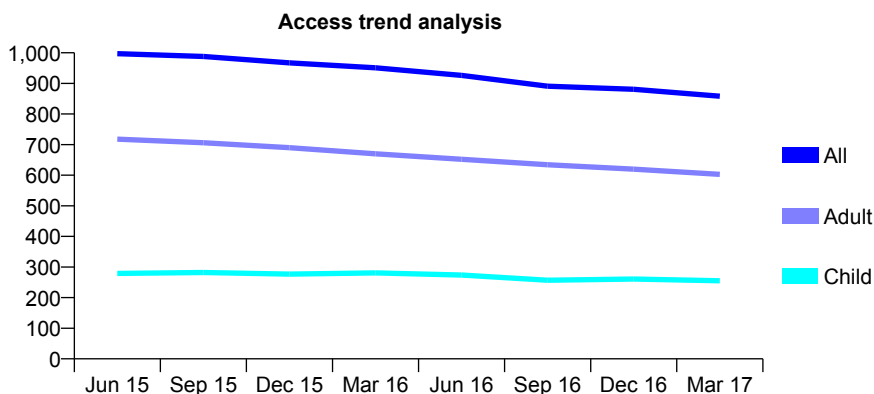
Q44 - Vital Signs At a Glance Contract Report for 340642/0001 - March 2017

Name or company name	MR M BADELI
Contract type name	PDS Contract
Purpose of contract	General
Contract start date	01/04/2006
Contract end date	31/03/2020

16/17 Contracted general activity (UDA)	4,500
Carry forward general activity (UDA)	0
16/17 Contracted orthodontic activity (UOA)	0
Carry forward orthodontic activity (UOA)	0
Baseline contract value	£106,883.57

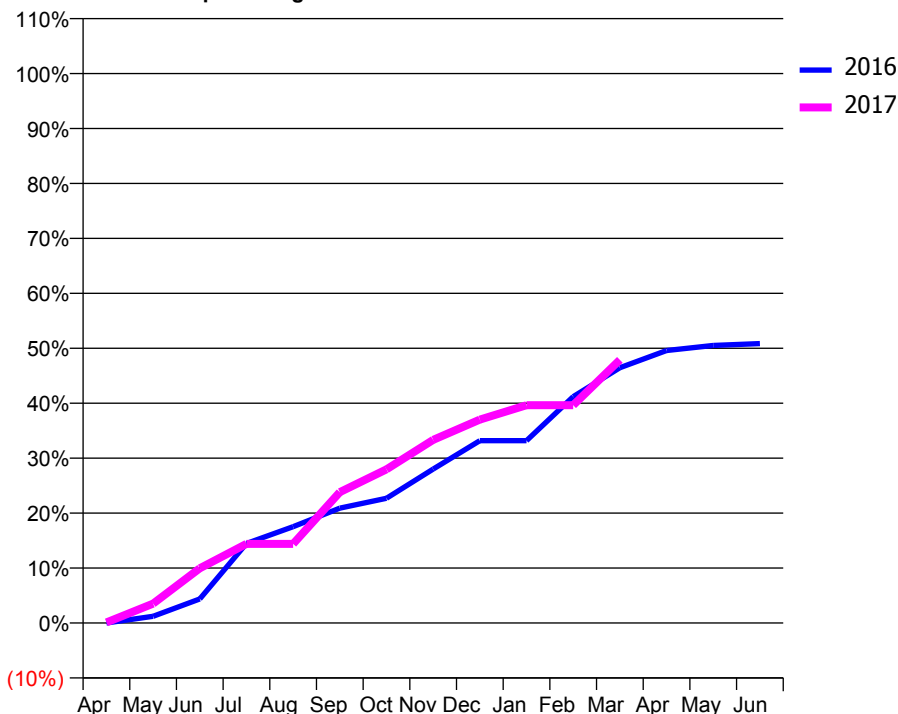
ACCESS*

Patients seen in 24 months	Total	Change since previous quarter
Quarter ending March 2016	951	
Quarter ending June 2016	926	↓
Quarter ending September 2016	891	↓
Quarter ending December 2016	881	↓
Quarter ending March 2017	858	↓
Variance since March 2016	(9.8%)	↓



ACTIVITY

Cumulative percentage of contracted UDA delivered 2016 & 2017



Adjusted Scheduled Activity (UDA)

Month	2016	2017
April	0	5
May	74	159
June	267	448
July	882	648
August	1,069	648
September	1,275	1,072
October	1,385	1,259
November	1,709	1,499
December	2,024	1,666
January	2,024	1,784
February	2,513	1,784
March	2,834	2,155
April	3,025	
May	3,081	
June	3,102	

QUALITY

	Quantity	Base Number	Contract	AT	Region	England
% of FP17s for the same patient ID Re-attending within 3 months - Children	17	283	6.0%	12.5%	13.3%	12.3%
% of FP17s for the same patient ID Re-attending within 3 months - Adults	106	659	16.1%	18.0%	17.3%	16.7%
% of FP17s for the same patient ID Re-attending between 3 & 9 months - Children	124	283	43.8%	57.1%	58.9%	57.6%
% of FP17s for the same patient ID Re-attending between 3 & 9 months - Adults	249	659	37.8%	50.6%	52.2%	50.1%
% of FP17s for Band 1 Urgent Courses	121	867	14.0%	9.8%	9.2%	9.1%
% of FP17s Relating to Free Repair or Replacements	5	867	0.6%	1.0%	1.0%	0.8%
% of FP17s Relating to Continuations	2	867	0.2%	1.6%	1.4%	1.2%
% of Patients satisfied with the dentistry they have received	3	3	N/A	93.7%	93.1%	92.8%
% of Patients satisfied with the time they had to wait for an appointment	3	3	N/A	93.0%	89.5%	88.7%

* This is based on patients treated on this contract for their most recent course of treatment. Figures in italics indicate the base number of FP17s or Patient Questionnaire responses are less than 100. N/A is shown where the base number of responses is less than 10 during the period. % is calculated as Quantity/Base number*100

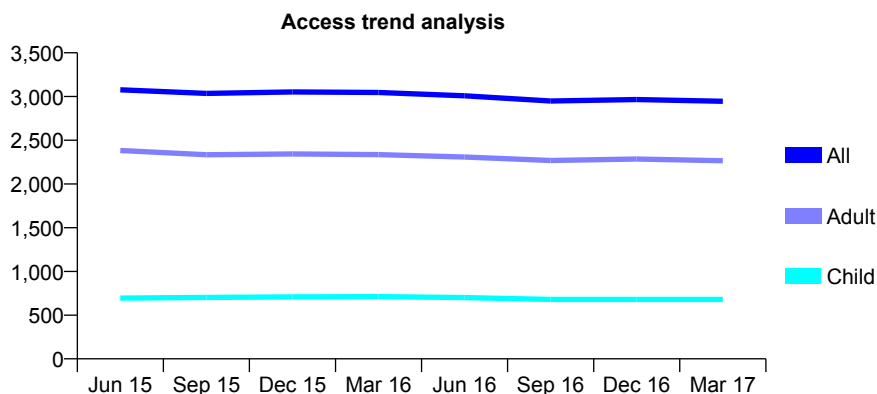
Q44 - Vital Signs At a Glance Contract Report for 398756/0001 - March 2017

Name or company name	MR JE FOLEY
Contract type name	GDS Contract
Purpose of contract	General
Contract start date	01/04/2011
Contract end date	

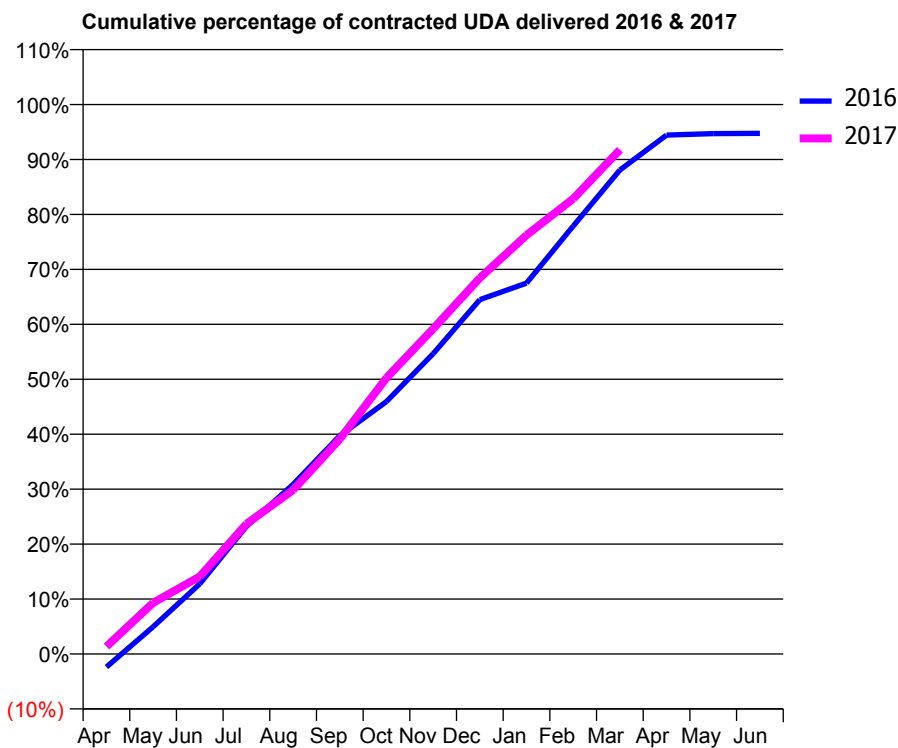
16/17 Contracted general activity (UDA)	9,318
Carry forward general activity (UDA)	0
16/17 Contracted orthodontic activity (UOA)	0
Carry forward orthodontic activity (UOA)	0
Baseline contract value	£229,896.95

ACCESS*

Patients seen in 24 months	Total	Change since previous quarter
Quarter ending March 2016	3,046	
Quarter ending June 2016	3,008	↓
Quarter ending September 2016	2,948	↓
Quarter ending December 2016	2,966	→
Quarter ending March 2017	2,945	→
Variance since March 2016	(3.3%)	↓



ACTIVITY



Month	Adjusted Scheduled Activity (UDA)	
	2016	2017
April	-222	127
May	462	869
June	1,190	1,314
July	2,164	2,207
August	2,877	2,783
September	3,703	3,645
October	4,282	4,683
November	5,094	5,517
December	6,010	6,377
January	6,289	7,104
February	7,258	7,720
March	8,206	8,550
April	8,800	
May	8,825	
June	8,828	

QUALITY

	Quantity	Base Number	Contract	AT	Region	England
% of FP17s for the same patient ID Re-attending within 3 months - Children	134	1,091	12.3%	12.5%	13.3%	12.3%
% of FP17s for the same patient ID Re-attending within 3 months - Adults	594	3,660	16.2%	18.0%	17.3%	16.7%
% of FP17s for the same patient ID Re-attending between 3 & 9 months - Children	689	1,091	63.2%	57.1%	58.9%	57.6%
% of FP17s for the same patient ID Re-attending between 3 & 9 months - Adults	2,368	3,660	64.7%	50.6%	52.2%	50.1%
% of FP17s for Band 1 Urgent Courses	186	4,435	4.2%	9.8%	9.2%	9.1%
% of FP17s Relating to Free Repair or Replacements	49	4,435	1.1%	1.0%	1.0%	0.8%
% of FP17s Relating to Continuations	75	4,435	1.7%	1.6%	1.4%	1.2%
% of Patients satisfied with the dentistry they have received	14	14	100.0%	93.7%	93.1%	92.8%
% of Patients satisfied with the time they had to wait for an appointment	13	14	92.9%	93.0%	89.5%	88.7%

* This is based on patients treated on this contract for their most recent course of treatment. Figures in italics indicate the base number of FP17s or Patient Questionnaire responses are less than 100. N/A is shown where the base number of responses is less than 10 during the period. % is calculated as Quantity/Base number*100

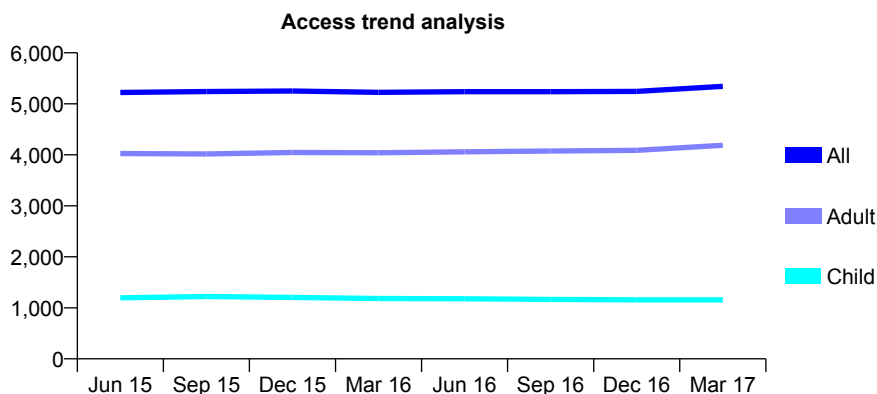
Q44 - Vital Signs At a Glance Contract Report for 566632/0001 - March 2017

Name or company name	Guilden Sutton Dental Practice
Contract type name	GDS Contract
Purpose of contract	General
Contract start date	01/04/2006
Contract end date	

16/17 Contracted general activity (UDA)	15,500
Carry forward general activity (UDA)	0
16/17 Contracted orthodontic activity (UOA)	0
Carry forward orthodontic activity (UOA)	0
Baseline contract value	£386,429.23

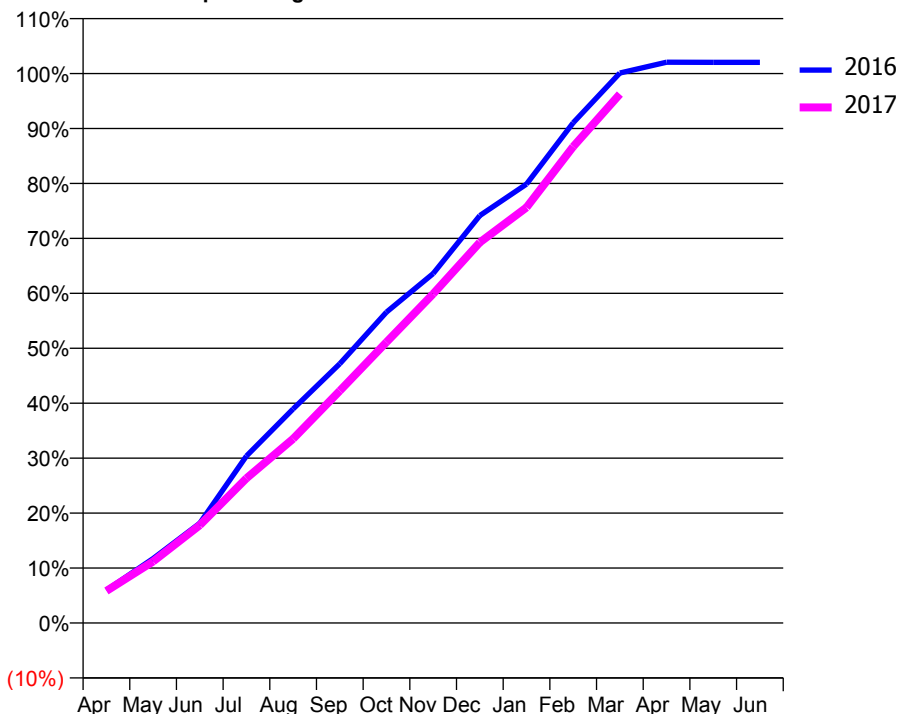
ACCESS*

Patients seen in 24 months	Total	Change since previous quarter
Quarter ending March 2016	5,224	
Quarter ending June 2016	5,238	→
Quarter ending September 2016	5,239	→
Quarter ending December 2016	5,244	→
Quarter ending March 2017	5,342	→
Variance since March 2016	2.3%	↑



ACTIVITY

Cumulative percentage of contracted UDA delivered 2016 & 2017



Month	Adjusted Scheduled Activity (UDA)	
	2016	2017
April	926	904
May	1,819	1,735
June	2,814	2,761
July	4,710	4,082
August	6,040	5,196
September	7,316	6,551
October	8,771	7,922
November	9,856	9,284
December	11,494	10,736
January	12,382	11,724
February	14,112	13,438
March	15,515	14,919
April	15,819	
May	15,816	
June	15,816	

QUALITY

	Quantity	Base Number	Contract	AT	Region	England
% of FP17s for the same patient ID Re-attending within 3 months - Children	162	1,860	8.7%	12.5%	13.3%	12.3%
% of FP17s for the same patient ID Re-attending within 3 months - Adults	1,302	6,416	20.3%	18.0%	17.3%	16.7%
% of FP17s for the same patient ID Re-attending between 3 & 9 months - Children	1,150	1,860	61.8%	57.1%	58.9%	57.6%
% of FP17s for the same patient ID Re-attending between 3 & 9 months - Adults	3,339	6,416	52.0%	50.6%	52.2%	50.1%
% of FP17s for Band 1 Urgent Courses	908	8,116	11.2%	9.8%	9.2%	9.1%
% of FP17s Relating to Free Repair or Replacements	155	8,116	1.9%	1.0%	1.0%	0.8%
% of FP17s Relating to Continuations	96	8,116	1.2%	1.6%	1.4%	1.2%
% of Patients satisfied with the dentistry they have received	15	15	100.0%	93.7%	93.1%	92.8%
% of Patients satisfied with the time they had to wait for an appointment	14	15	93.3%	93.0%	89.5%	88.7%

* This is based on patients treated on this contract for their most recent course of treatment. Figures in italics indicate the base number of FP17s or Patient Questionnaire responses are less than 100. N/A is shown where the base number of responses is less than 10 during the period. % is calculated as Quantity/Base number*100

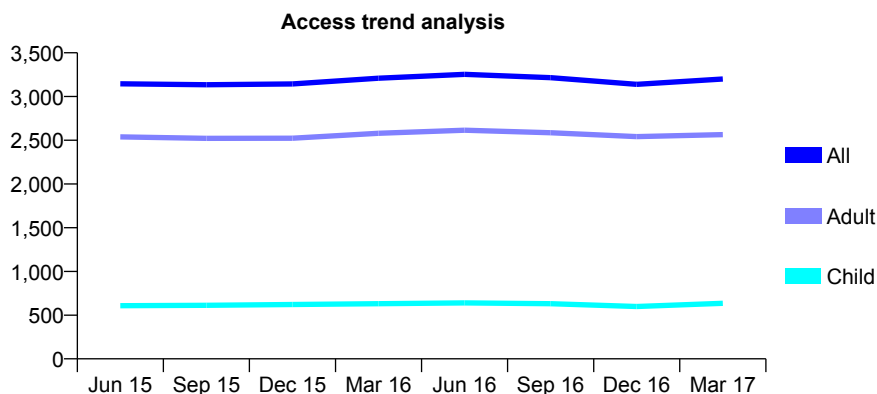
Q44 - Vital Signs At a Glance Contract Report for 569208/0001 - March 2017

Name or company name	Heathfield Dental Practice
Contract type name	GDS Contract
Purpose of contract	General
Contract start date	01/04/2006
Contract end date	

16/17 Contracted general activity (UDA)	8,738
Carry forward general activity (UDA)	17
16/17 Contracted orthodontic activity (UOA)	0
Carry forward orthodontic activity (UOA)	0
Baseline contract value	£236,953.09

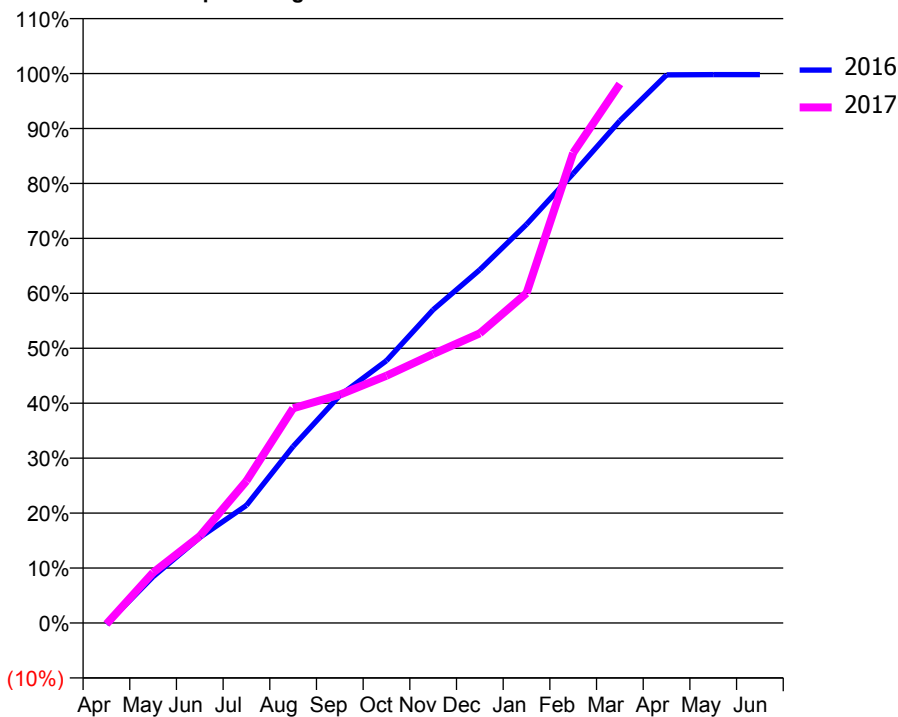
ACCESS*

Patients seen in 24 months	Total	Change since previous quarter
Quarter ending March 2016	3,210	
Quarter ending June 2016	3,254	→
Quarter ending September 2016	3,216	↓
Quarter ending December 2016	3,139	↓
Quarter ending March 2017	3,200	→
Variance since March 2016	(0.3%)	→



ACTIVITY

Cumulative percentage of contracted UDA delivered 2016 & 2017



Month	Adjusted Scheduled Activity (UDA)	
	2016	2017
April	-22	-17
May	736	802
June	1,361	1,382
July	1,870	2,259
August	2,808	3,415
September	3,618	3,632
October	4,171	3,933
November	4,983	4,279
December	5,619	4,606
January	6,338	5,245
February	7,147	7,475
March	7,986	8,573
April	8,717	
May	8,721	
June	8,721	

QUALITY

	Quantity	Base Number	Contract	AT	Region	England
% of FP17s for the same patient ID Re-attending within 3 months - Children	49	1,017	4.8%	12.5%	13.3%	12.3%
% of FP17s for the same patient ID Re-attending within 3 months - Adults	730	4,210	17.3%	18.0%	17.3%	16.7%
% of FP17s for the same patient ID Re-attending between 3 & 9 months - Children	666	1,017	65.5%	57.1%	58.9%	57.6%
% of FP17s for the same patient ID Re-attending between 3 & 9 months - Adults	2,374	4,210	56.4%	50.6%	52.2%	50.1%
% of FP17s for Band 1 Urgent Courses	525	4,826	10.9%	9.8%	9.2%	9.1%
% of FP17s Relating to Free Repair or Replacements	73	4,826	1.5%	1.0%	1.0%	0.8%
% of FP17s Relating to Continuations	45	4,826	0.9%	1.6%	1.4%	1.2%
% of Patients satisfied with the dentistry they have received	9	11	81.8%	93.7%	93.1%	92.8%
% of Patients satisfied with the time they had to wait for an appointment	11	11	100.0%	93.0%	89.5%	88.7%

* This is based on patients treated on this contract for their most recent course of treatment. Figures in italics indicate the base number of FP17s or Patient Questionnaire responses are less than 100. N/A is shown where the base number of responses is less than 10 during the period. % is calculated as Quantity/Base number*100

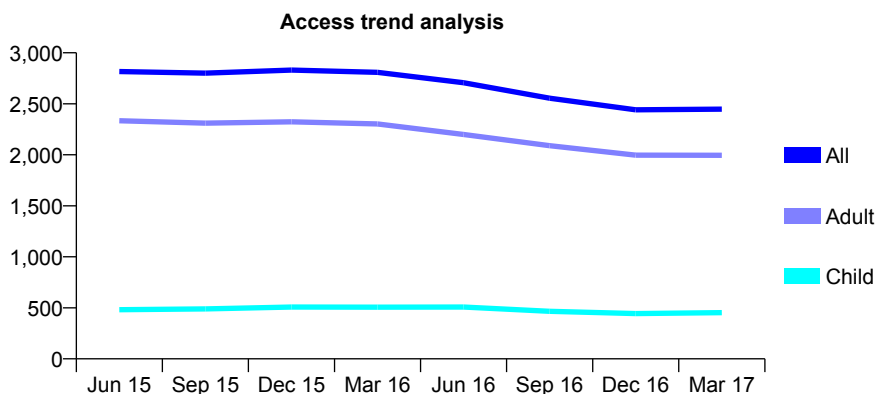
Q44 - Vital Signs At a Glance Contract Report for 614378/0001 - March 2017

Name or company name	MR S JASIM MOHAMAD
Contract type name	GDS Contract
Purpose of contract	General
Contract start date	01/09/2009
Contract end date	

16/17 Contracted general activity (UDA)	13,658
Carry forward general activity (UDA)	0
16/17 Contracted orthodontic activity (UOA)	0
Carry forward orthodontic activity (UOA)	0
Baseline contract value	£355,597.75

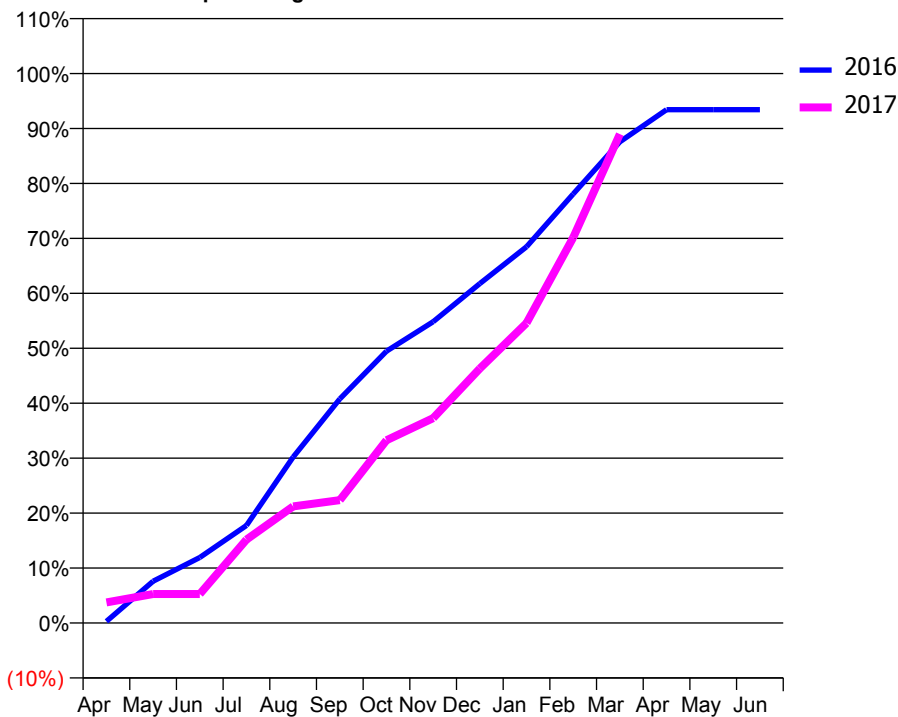
ACCESS*

Patients seen in 24 months	Total	Change since previous quarter
Quarter ending March 2016	2,809	
Quarter ending June 2016	2,707	↓
Quarter ending September 2016	2,555	↓
Quarter ending December 2016	2,441	↓
Quarter ending March 2017	2,448	→
Variance since March 2016	(12.9%)	↓



ACTIVITY

Cumulative percentage of contracted UDA delivered 2016 & 2017



Adjusted Scheduled Activity (UDA)

Month	2016	2017
April	40	514
May	1,038	722
June	1,629	722
July	2,425	2,073
August	4,126	2,898
September	5,568	3,053
October	6,755	4,543
November	7,488	5,094
December	8,435	6,324
January	9,351	7,454
February	10,665	9,581
March	11,961	12,153
April	12,757	
May	12,758	
June	12,758	

QUALITY

	Quantity	Base Number	Contract	AT	Region	England
% of FP17s for the same patient ID Re-attending within 3 months - Children	72	770	9.4%	12.5%	13.3%	12.3%
% of FP17s for the same patient ID Re-attending within 3 months - Adults	390	2,844	13.7%	18.0%	17.3%	16.7%
% of FP17s for the same patient ID Re-attending between 3 & 9 months - Children	420	770	54.5%	57.1%	58.9%	57.6%
% of FP17s for the same patient ID Re-attending between 3 & 9 months - Adults	1,631	2,844	57.3%	50.6%	52.2%	50.1%
% of FP17s for Band 1 Urgent Courses	271	3,360	8.1%	9.8%	9.2%	9.1%
% of FP17s Relating to Free Repair or Replacements	46	3,360	1.4%	1.0%	1.0%	0.8%
% of FP17s Relating to Continuations	70	3,360	2.1%	1.6%	1.4%	1.2%
% of Patients satisfied with the dentistry they have received	28	33	84.8%	93.7%	93.1%	92.8%
% of Patients satisfied with the time they had to wait for an appointment	30	33	90.9%	93.0%	89.5%	88.7%

* This is based on patients treated on this contract for their most recent course of treatment. Figures in italics indicate the base number of FP17s or Patient Questionnaire responses are less than 100. N/A is shown where the base number of responses is less than 10 during the period. % is calculated as Quantity/Base number*100

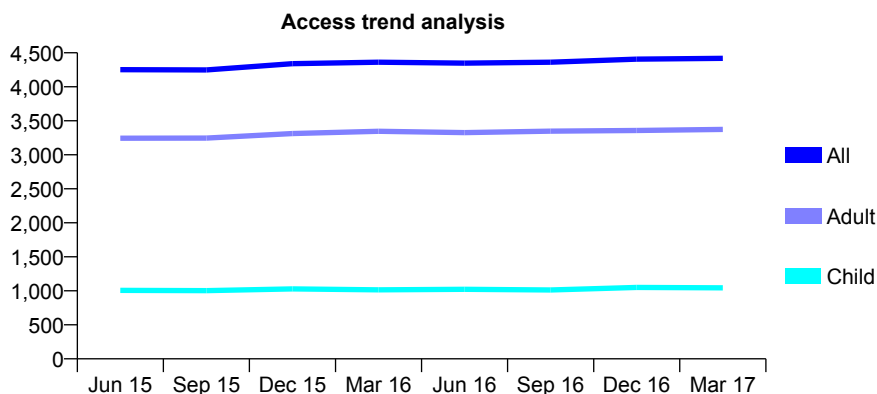
Q44 - Vital Signs At a Glance Contract Report for 638560/0001 - March 2017

Name or company name	MISS J FINN
Contract type name	GDS Contract
Purpose of contract	General
Contract start date	01/04/2006
Contract end date	

16/17 Contracted general activity (UDA)	14,350
Carry forward general activity (UDA)	0
16/17 Contracted orthodontic activity (UOA)	0
Carry forward orthodontic activity (UOA)	0
Baseline contract value	£400,871.98

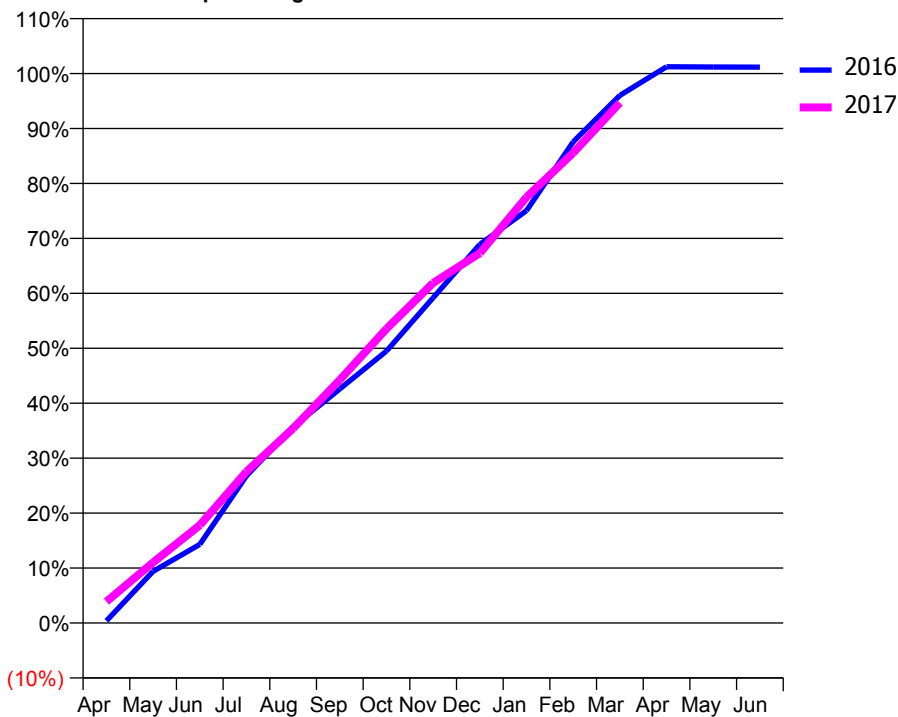
ACCESS*

Patients seen in 24 months	Total	Change since previous quarter
Quarter ending March 2016	4,361	
Quarter ending June 2016	4,348	→
Quarter ending September 2016	4,362	→
Quarter ending December 2016	4,407	→
Quarter ending March 2017	4,419	→
Variance since March 2016	1.3%	→



ACTIVITY

Cumulative percentage of contracted UDA delivered 2016 & 2017



Month	Adjusted Scheduled Activity (UDA)	
	2016	2017
April	59	559
May	1,349	1,584
June	2,053	2,556
July	3,842	3,954
August	5,123	5,084
September	6,114	6,350
October	7,101	7,683
November	8,496	8,880
December	9,887	9,659
January	10,768	11,122
February	12,566	12,277
March	13,777	13,588
April	14,525	
May	14,519	
June	14,515	

QUALITY

	Quantity	Base Number	Contract	AT	Region	England
% of FP17s for the same patient ID Re-attending within 3 months - Children	236	1,767	13.4%	12.5%	13.3%	12.3%
% of FP17s for the same patient ID Re-attending within 3 months - Adults	1,064	5,165	20.6%	18.0%	17.3%	16.7%
% of FP17s for the same patient ID Re-attending between 3 & 9 months - Children	1,059	1,767	59.9%	57.1%	58.9%	57.6%
% of FP17s for the same patient ID Re-attending between 3 & 9 months - Adults	2,590	5,165	50.1%	50.6%	52.2%	50.1%
% of FP17s for Band 1 Urgent Courses	713	6,598	10.8%	9.8%	9.2%	9.1%
% of FP17s Relating to Free Repair or Replacements	97	6,598	1.5%	1.0%	1.0%	0.8%
% of FP17s Relating to Continuations	81	6,598	1.2%	1.6%	1.4%	1.2%
% of Patients satisfied with the dentistry they have received	17	17	100.0%	93.7%	93.1%	92.8%
% of Patients satisfied with the time they had to wait for an appointment	17	17	100.0%	93.0%	89.5%	88.7%

* This is based on patients treated on this contract for their most recent course of treatment. Figures in italics indicate the base number of FP17s or Patient Questionnaire responses are less than 100. N/A is shown where the base number of responses is less than 10 during the period. % is calculated as Quantity/Base number*100

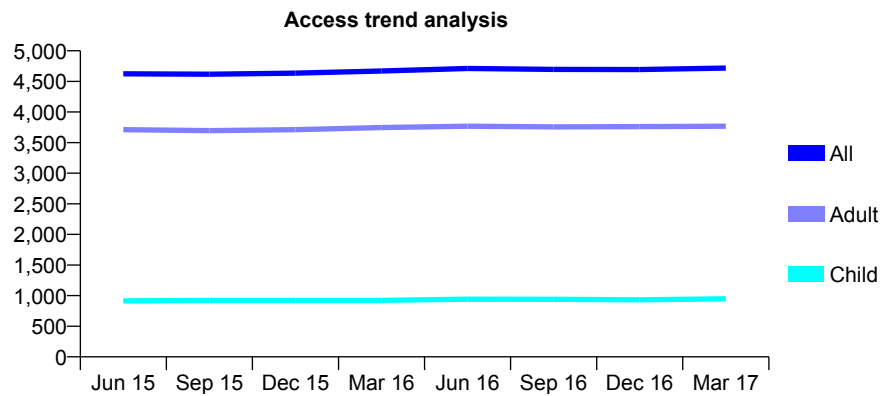
Q44 - Vital Signs At a Glance Contract Report for 649139/0001 - March 2017

Name or company name	MR BS PHIPPS
Contract type name	GDS Contract
Purpose of contract	General
Contract start date	01/04/2006
Contract end date	

16/17 Contracted general activity (UDA)	12,870
Carry forward general activity (UDA)	0
16/17 Contracted orthodontic activity (UOA)	0
Carry forward orthodontic activity (UOA)	0
Baseline contract value	£385,602.25

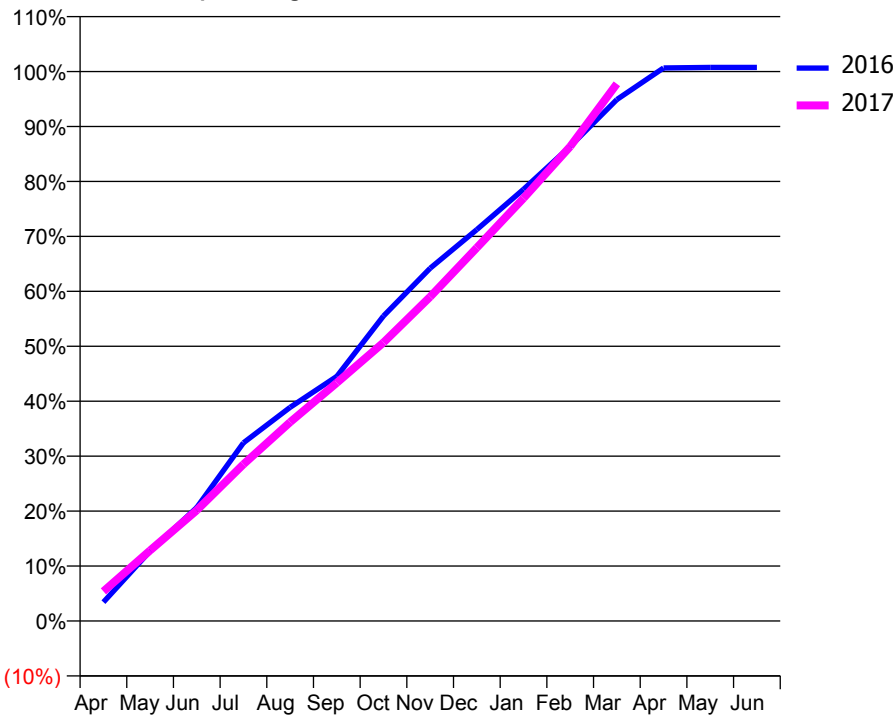
ACCESS*

Patients seen in 24 months	Total	Change since previous quarter
Quarter ending March 2016	4,670	
Quarter ending June 2016	4,711	→
Quarter ending September 2016	4,696	→
Quarter ending December 2016	4,693	→
Quarter ending March 2017	4,717	→
Variance since March 2016	1.0%	→



ACTIVITY

Cumulative percentage of contracted UDA delivered 2016 & 2017



Month	Adjusted Scheduled Activity (UDA)	
	2016	2017
April	441	694
May	1,639	1,654
June	2,658	2,593
July	4,176	3,671
August	5,006	4,659
September	5,730	5,578
October	7,143	6,524
November	8,263	7,594
December	9,168	8,743
January	10,112	9,902
February	11,115	11,114
March	12,213	12,582
April	12,954	
May	12,966	
June	12,966	

QUALITY

	Quantity	Base Number	Contract	AT	Region	England
% of FP17s for the same patient ID Re-attending within 3 months - Children	97	1,386	7.0%	12.5%	13.3%	12.3%
% of FP17s for the same patient ID Re-attending within 3 months - Adults	1,040	5,506	18.9%	18.0%	17.3%	16.7%
% of FP17s for the same patient ID Re-attending between 3 & 9 months - Children	652	1,386	47.0%	57.1%	58.9%	57.6%
% of FP17s for the same patient ID Re-attending between 3 & 9 months - Adults	2,383	5,506	43.3%	50.6%	52.2%	50.1%
% of FP17s for Band 1 Urgent Courses	602	6,493	9.3%	9.8%	9.2%	9.1%
% of FP17s Relating to Free Repair or Replacements	28	6,493	0.4%	1.0%	1.0%	0.8%
% of FP17s Relating to Continuations	187	6,493	2.9%	1.6%	1.4%	1.2%
% of Patients satisfied with the dentistry they have received	6	6	N/A	93.7%	93.1%	92.8%
% of Patients satisfied with the time they had to wait for an appointment	5	6	N/A	93.0%	89.5%	88.7%

* This is based on patients treated on this contract for their most recent course of treatment. Figures in italics indicate the base number of FP17s or Patient Questionnaire responses are less than 100. N/A is shown where the base number of responses is less than 10 during the period. % is calculated as Quantity/Base number*100

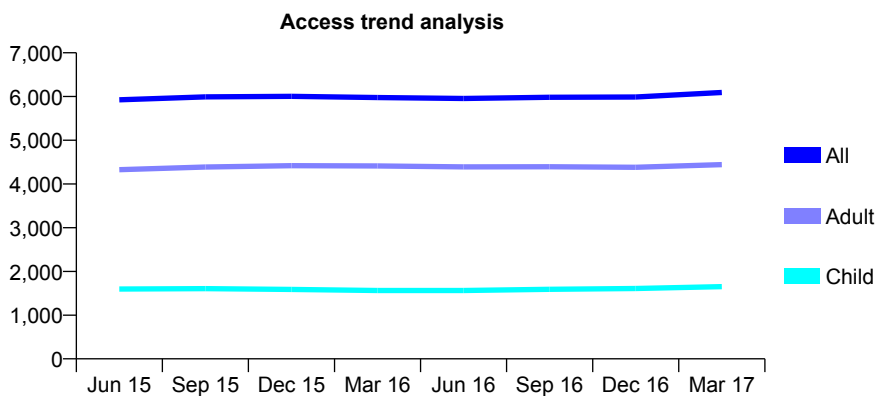
Q44 - Vital Signs At a Glance Contract Report for 649899/0001 - March 2017

Name or company name	MR SW HUGHES
Contract type name	GDS Contract
Purpose of contract	General
Contract start date	01/04/2006
Contract end date	

16/17 Contracted general activity (UDA)	18,100
Carry forward general activity (UDA)	0
16/17 Contracted orthodontic activity (UOA)	0
Carry forward orthodontic activity (UOA)	0
Baseline contract value	£521,836.94

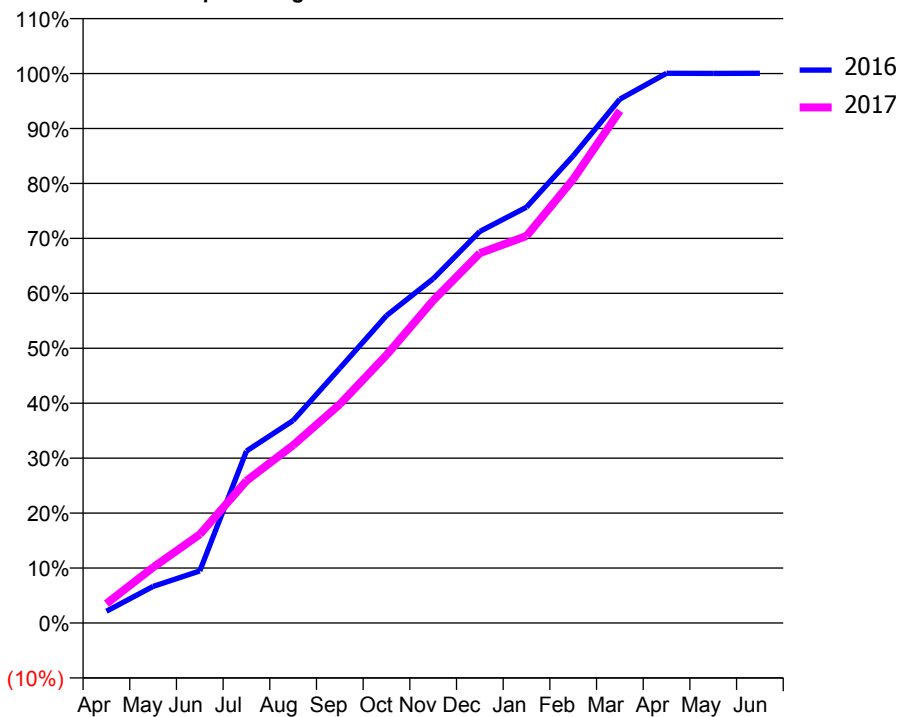
ACCESS*

Patients seen in 24 months	Total	Change since previous quarter
Quarter ending March 2016	5,977	
Quarter ending June 2016	5,954	→
Quarter ending September 2016	5,984	→
Quarter ending December 2016	5,988	→
Quarter ending March 2017	6,093	→
Variance since March 2016	1.9%	→



ACTIVITY

Cumulative percentage of contracted UDA delivered 2016 & 2017



Month	Adjusted Scheduled Activity (UDA)	
	2016	2017
April	387	641
May	1,205	1,833
June	1,716	2,918
July	5,665	4,684
August	6,670	5,858
September	8,392	7,205
October	10,128	8,827
November	11,338	10,622
December	12,896	12,183
January	13,697	12,750
February	15,388	14,615
March	17,255	16,874
April	18,107	
May	18,105	
June	18,106	

QUALITY

	Quantity	Base Number	Contract	AT	Region	England
% of FP17s for the same patient ID Re-attending within 3 months - Children	192	2,561	7.5%	12.5%	13.3%	12.3%
% of FP17s for the same patient ID Re-attending within 3 months - Adults	621	5,749	10.8%	18.0%	17.3%	16.7%
% of FP17s for the same patient ID Re-attending between 3 & 9 months - Children	1,436	2,561	56.1%	57.1%	58.9%	57.6%
% of FP17s for the same patient ID Re-attending between 3 & 9 months - Adults	3,125	5,749	54.4%	50.6%	52.2%	50.1%
% of FP17s for Band 1 Urgent Courses	214	7,981	2.7%	9.8%	9.2%	9.1%
% of FP17s Relating to Free Repair or Replacements	58	7,981	0.7%	1.0%	1.0%	0.8%
% of FP17s Relating to Continuations	49	7,981	0.6%	1.6%	1.4%	1.2%
% of Patients satisfied with the dentistry they have received	17	17	100.0%	93.7%	93.1%	92.8%
% of Patients satisfied with the time they had to wait for an appointment	16	17	94.1%	93.0%	89.5%	88.7%

* This is based on patients treated on this contract for their most recent course of treatment. Figures in italics indicate the base number of FP17s or Patient Questionnaire responses are less than 100. N/A is shown where the base number of responses is less than 10 during the period. % is calculated as Quantity/Base number*100

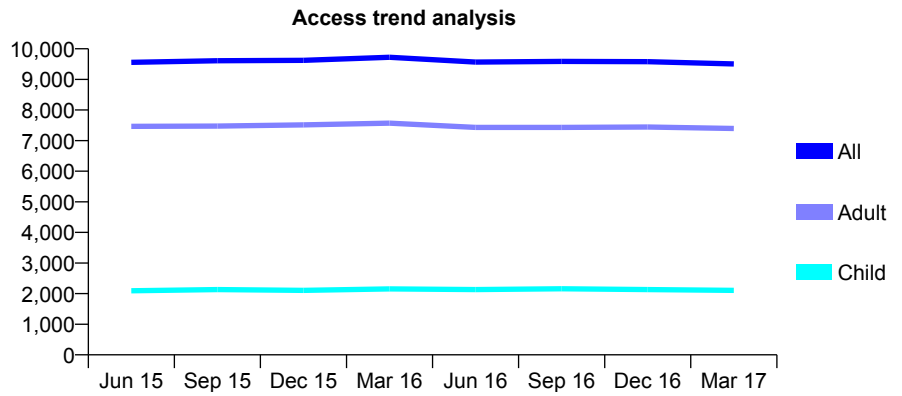
Q44 - Vital Signs At a Glance Contract Report for 654248/0001 - March 2017

Name or company name	MR S HUSSAIN
Contract type name	GDS Contract
Purpose of contract	General
Contract start date	01/04/2006
Contract end date	

16/17 Contracted general activity (UDA)	35,894
Carry forward general activity (UDA)	0
16/17 Contracted orthodontic activity (UOA)	0
Carry forward orthodontic activity (UOA)	0
Baseline contract value	£1,029,440.80

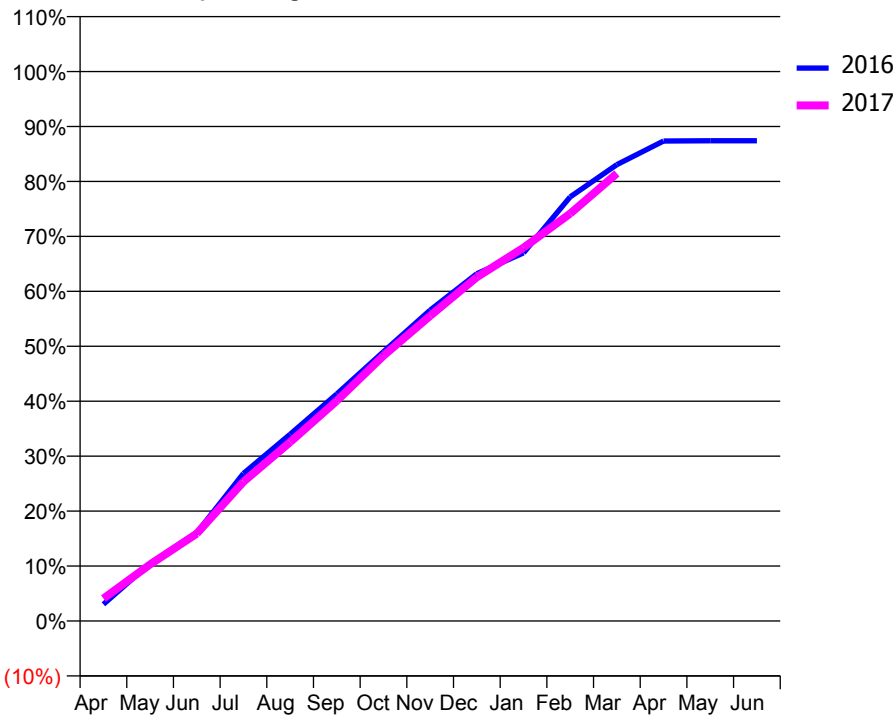
ACCESS*

Patients seen in 24 months	Total	Change since previous quarter
Quarter ending March 2016	9,723	
Quarter ending June 2016	9,565	↓
Quarter ending September 2016	9,590	→
Quarter ending December 2016	9,580	→
Quarter ending March 2017	9,504	→
Variance since March 2016	(2.3%)	↓



ACTIVITY

Cumulative percentage of contracted UDA delivered 2016 & 2017



Month	Adjusted Scheduled Activity (UDA)	
	2016	2017
April	1,093	1,470
May	3,765	3,695
June	5,774	5,705
July	9,639	9,098
August	12,201	11,688
September	14,832	14,386
October	17,588	17,329
November	20,311	19,934
December	22,688	22,457
January	24,043	24,385
February	27,702	26,614
March	29,815	29,240
April	31,349	
May	31,370	
June	31,371	

QUALITY

	Quantity	Base Number	Contract	AT	Region	England
% of FP17s for the same patient ID Re-attending within 3 months - Children	258	2,616	9.9%	12.5%	13.3%	12.3%
% of FP17s for the same patient ID Re-attending within 3 months - Adults	1,914	8,753	21.9%	18.0%	17.3%	16.7%
% of FP17s for the same patient ID Re-attending between 3 & 9 months - Children	1,168	2,616	44.6%	57.1%	58.9%	57.6%
% of FP17s for the same patient ID Re-attending between 3 & 9 months - Adults	3,161	8,753	36.1%	50.6%	52.2%	50.1%
% of FP17s for Band 1 Urgent Courses	1,767	10,801	16.4%	9.8%	9.2%	9.1%
% of FP17s Relating to Free Repair or Replacements	86	10,801	0.8%	1.0%	1.0%	0.8%
% of FP17s Relating to Continuations	297	10,801	2.7%	1.6%	1.4%	1.2%
% of Patients satisfied with the dentistry they have received	19	20	95.0%	93.7%	93.1%	92.8%
% of Patients satisfied with the time they had to wait for an appointment	18	20	90.0%	93.0%	89.5%	88.7%

* This is based on patients treated on this contract for their most recent course of treatment. Figures in italics indicate the base number of FP17s or Patient Questionnaire responses are less than 100. N/A is shown where the base number of responses is less than 10 during the period. % is calculated as Quantity/Base number*100

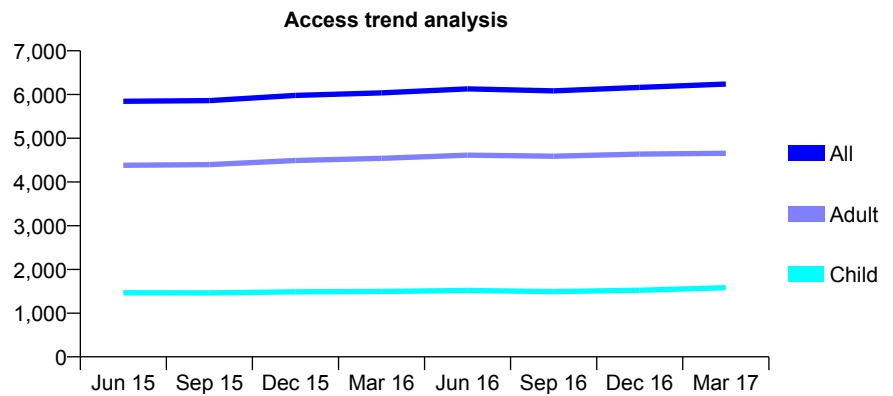
Q44 - Vital Signs At a Glance Contract Report for 661899/0001 - March 2017

Name or company name	MRS A SIMPKINS
Contract type name	GDS Contract
Purpose of contract	General
Contract start date	01/04/2006
Contract end date	

16/17 Contracted general activity (UDA)	15,000
Carry forward general activity (UDA)	0
16/17 Contracted orthodontic activity (UOA)	0
Carry forward orthodontic activity (UOA)	0
Baseline contract value	£377,155.61

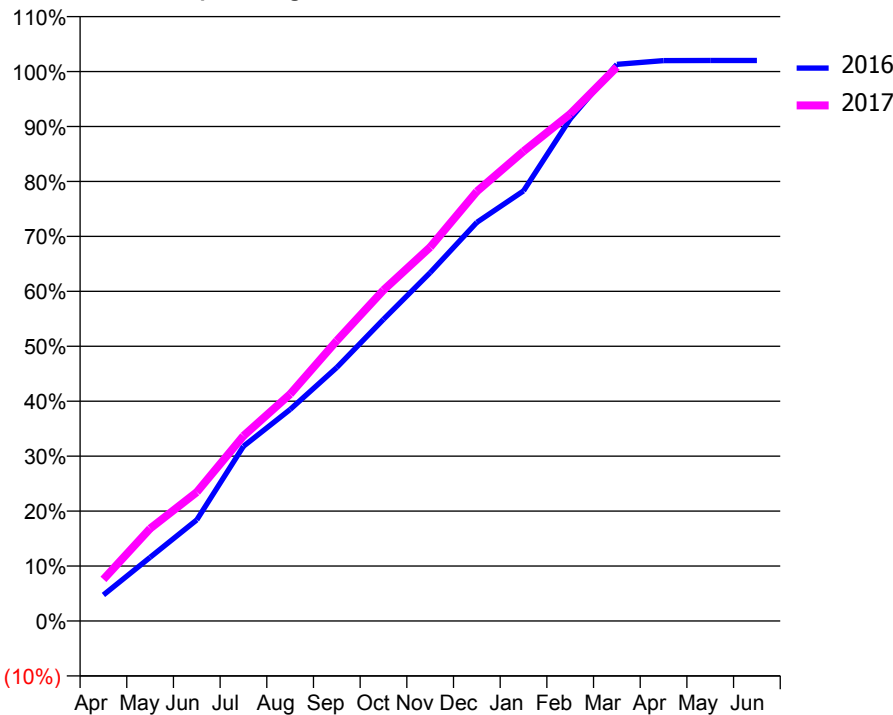
ACCESS*

Patients seen in 24 months	Total	Change since previous quarter
Quarter ending March 2016	6,038	
Quarter ending June 2016	6,130	→
Quarter ending September 2016	6,083	→
Quarter ending December 2016	6,162	→
Quarter ending March 2017	6,238	→
Variance since March 2016	3.3%	↑



ACTIVITY

Cumulative percentage of contracted UDA delivered 2016 & 2017



Month	Adjusted Scheduled Activity (UDA)	
	2016	2017
April	711	1,136
May	1,739	2,525
June	2,761	3,519
July	4,772	5,054
August	5,774	6,193
September	6,920	7,654
October	8,234	9,031
November	9,511	10,203
December	10,880	11,727
January	11,741	12,823
February	13,708	13,841
March	15,195	15,123
April	15,298	
May	15,300	
June	15,300	

QUALITY

	Quantity	Base Number	Contract	AT	Region	England
% of FP17s for the same patient ID Re-attending within 3 months - Children	40	1,782	2.2%	12.5%	13.3%	12.3%
% of FP17s for the same patient ID Re-attending within 3 months - Adults	714	5,758	12.4%	18.0%	17.3%	16.7%
% of FP17s for the same patient ID Re-attending between 3 & 9 months - Children	760	1,782	42.6%	57.1%	58.9%	57.6%
% of FP17s for the same patient ID Re-attending between 3 & 9 months - Adults	2,754	5,758	47.8%	50.6%	52.2%	50.1%
% of FP17s for Band 1 Urgent Courses	220	7,472	2.9%	9.8%	9.2%	9.1%
% of FP17s Relating to Free Repair or Replacements	77	7,472	1.0%	1.0%	1.0%	0.8%
% of FP17s Relating to Continuations	205	7,472	2.7%	1.6%	1.4%	1.2%
% of Patients satisfied with the dentistry they have received	15	17	88.2%	93.7%	93.1%	92.8%
% of Patients satisfied with the time they had to wait for an appointment	15	17	88.2%	93.0%	89.5%	88.7%

* This is based on patients treated on this contract for their most recent course of treatment. Figures in italics indicate the base number of FP17s or Patient Questionnaire responses are less than 100. N/A is shown where the base number of responses is less than 10 during the period. % is calculated as Quantity/Base number*100

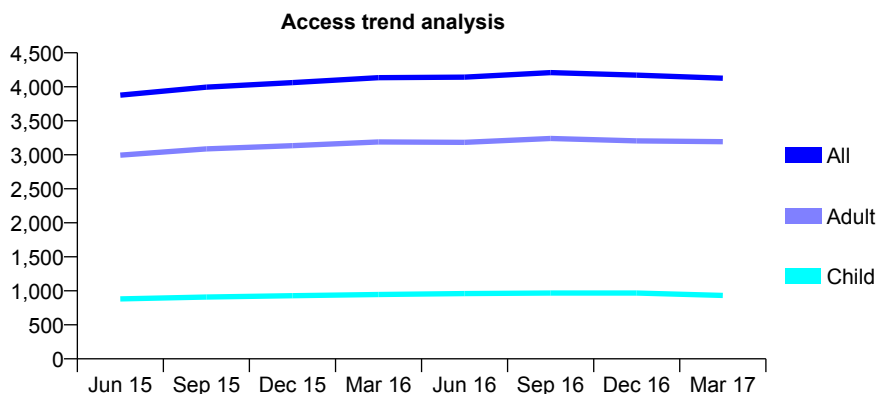
Q44 - Vital Signs At a Glance Contract Report for 674281/0001 - March 2017

Name or company name	MR P MOTTRAM
Contract type name	GDS Contract
Purpose of contract	General
Contract start date	22/05/2006
Contract end date	

16/17 Contracted general activity (UDA)	7,500
Carry forward general activity (UDA)	0
16/17 Contracted orthodontic activity (UOA)	0
Carry forward orthodontic activity (UOA)	0
Baseline contract value	£196,501.06

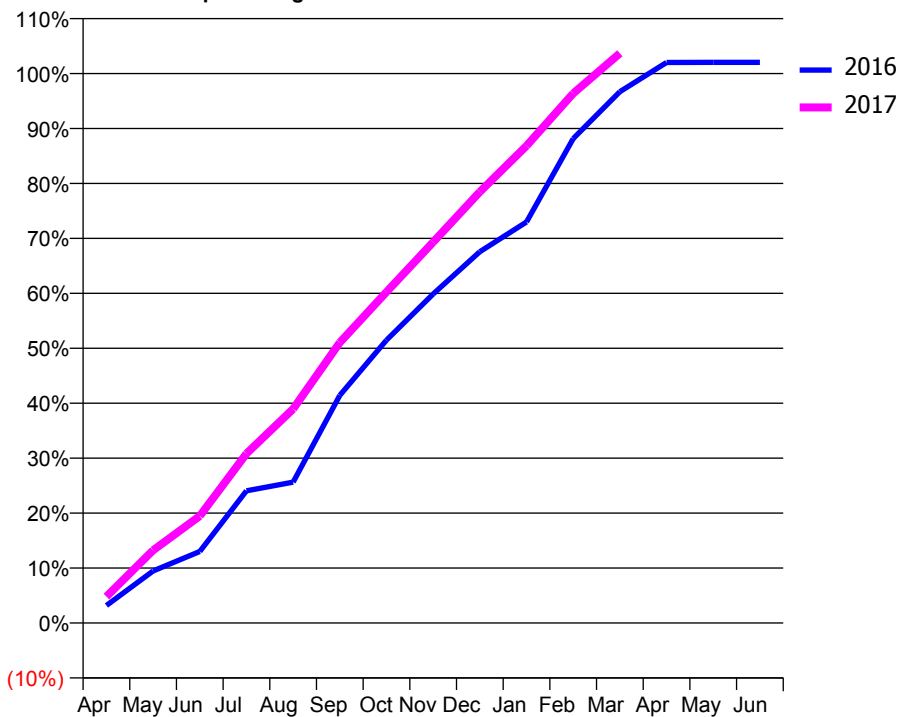
ACCESS*

Patients seen in 24 months	Total	Change since previous quarter
Quarter ending March 2016	4,135	
Quarter ending June 2016	4,143	→
Quarter ending September 2016	4,209	→
Quarter ending December 2016	4,172	→
Quarter ending March 2017	4,126	↓
Variance since March 2016	(0.2%)	→



ACTIVITY

Cumulative percentage of contracted UDA delivered 2016 & 2017



Month	Adjusted Scheduled Activity (UDA)	
	2016	2017
April	239	362
May	712	993
June	977	1,461
July	1,805	2,312
August	1,924	2,923
September	3,108	3,828
October	3,862	4,519
November	4,492	5,199
December	5,067	5,884
January	5,474	6,513
February	6,611	7,229
March	7,252	7,776
April	7,651	
May	7,653	
June	7,653	

QUALITY

	Quantity	Base Number	Contract	AT	Region	England
% of FP17s for the same patient ID Re-attending within 3 months - Children	140	1,543	9.1%	12.5%	13.3%	12.3%
% of FP17s for the same patient ID Re-attending within 3 months - Adults	674	4,450	15.1%	18.0%	17.3%	16.7%
% of FP17s for the same patient ID Re-attending between 3 & 9 months - Children	966	1,543	62.6%	57.1%	58.9%	57.6%
% of FP17s for the same patient ID Re-attending between 3 & 9 months - Adults	2,473	4,450	55.6%	50.6%	52.2%	50.1%
% of FP17s for Band 1 Urgent Courses	527	4,861	10.8%	9.8%	9.2%	9.1%
% of FP17s Relating to Free Repair or Replacements	19	4,861	0.4%	1.0%	1.0%	0.8%
% of FP17s Relating to Continuations	25	4,861	0.5%	1.6%	1.4%	1.2%
% of Patients satisfied with the dentistry they have received	10	12	83.3%	93.7%	93.1%	92.8%
% of Patients satisfied with the time they had to wait for an appointment	11	12	91.7%	93.0%	89.5%	88.7%

* This is based on patients treated on this contract for their most recent course of treatment. Figures in italics indicate the base number of FP17s or Patient Questionnaire responses are less than 100. N/A is shown where the base number of responses is less than 10 during the period. % is calculated as Quantity/Base number*100

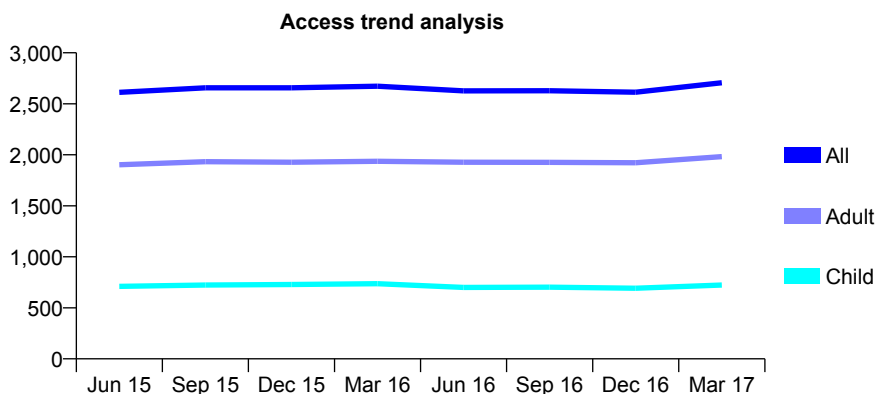
Q44 - Vital Signs At a Glance Contract Report for 674346/0001 - March 2017

Name or company name	MISS SE HAWORTH
Contract type name	PDS Contract
Purpose of contract	General
Contract start date	01/04/2006
Contract end date	31/03/2021

16/17 Contracted general activity (UDA)	8,909
Carry forward general activity (UDA)	247
16/17 Contracted orthodontic activity (UOA)	0
Carry forward orthodontic activity (UOA)	0
Baseline contract value	£252,093.36

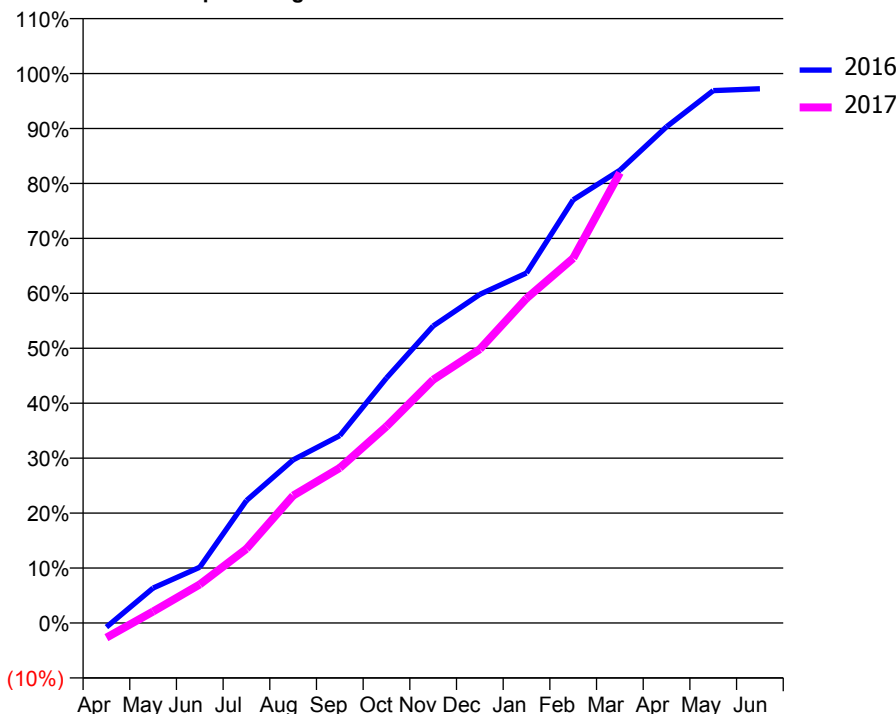
ACCESS*

Patients seen in 24 months	Total	Change since previous quarter
Quarter ending March 2016	2,672	
Quarter ending June 2016	2,627	↓
Quarter ending September 2016	2,628	→
Quarter ending December 2016	2,614	→
Quarter ending March 2017	2,706	↑
Variance since March 2016	1.3%	→



ACTIVITY

Cumulative percentage of contracted UDA delivered 2016 & 2017



Month	Adjusted Scheduled Activity (UDA)	
	2016	2017
April	-67	-239
May	568	188
June	904	626
July	1,986	1,202
August	2,644	2,066
September	3,039	2,515
October	3,972	3,188
November	4,816	3,944
December	5,327	4,440
January	5,673	5,263
February	6,860	5,914
March	7,342	7,301
April	8,045	
May	8,632	
June	8,662	

QUALITY

	Quantity	Base Number	Contract	AT	Region	England
% of FP17s for the same patient ID Re-attending within 3 months - Children	151	1,239	12.2%	12.5%	13.3%	12.3%
% of FP17s for the same patient ID Re-attending within 3 months - Adults	370	2,414	15.3%	18.0%	17.3%	16.7%
% of FP17s for the same patient ID Re-attending between 3 & 9 months - Children	742	1,239	59.9%	57.1%	58.9%	57.6%
% of FP17s for the same patient ID Re-attending between 3 & 9 months - Adults	842	2,414	34.9%	50.6%	52.2%	50.1%
% of FP17s for Band 1 Urgent Courses	237	3,236	7.3%	9.8%	9.2%	9.1%
% of FP17s Relating to Free Repair or Replacements	44	3,236	1.4%	1.0%	1.0%	0.8%
% of FP17s Relating to Continuations	15	3,236	0.5%	1.6%	1.4%	1.2%
% of Patients satisfied with the dentistry they have received	4	4	N/A	93.7%	93.1%	92.8%
% of Patients satisfied with the time they had to wait for an appointment	3	4	N/A	93.0%	89.5%	88.7%

* This is based on patients treated on this contract for their most recent course of treatment. Figures in italics indicate the base number of FP17s or Patient Questionnaire responses are less than 100. N/A is shown where the base number of responses is less than 10 during the period. % is calculated as Quantity/Base number*100

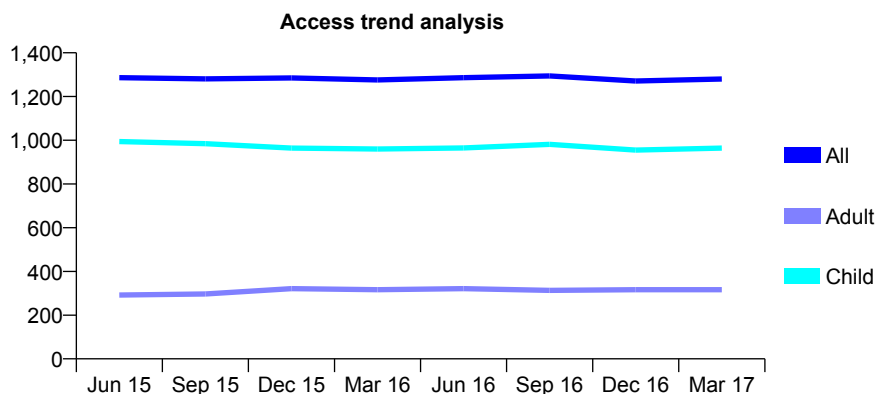
Q44 - Vital Signs At a Glance Contract Report for 676357/0001 - March 2017

Name or company name	MR JD FLEMING
Contract type name	GDS Contract
Purpose of contract	General
Contract start date	01/07/2013
Contract end date	

16/17 Contracted general activity (UDA)	3,077
Carry forward general activity (UDA)	0
16/17 Contracted orthodontic activity (UOA)	0
Carry forward orthodontic activity (UOA)	0
Baseline contract value	£111,069.10

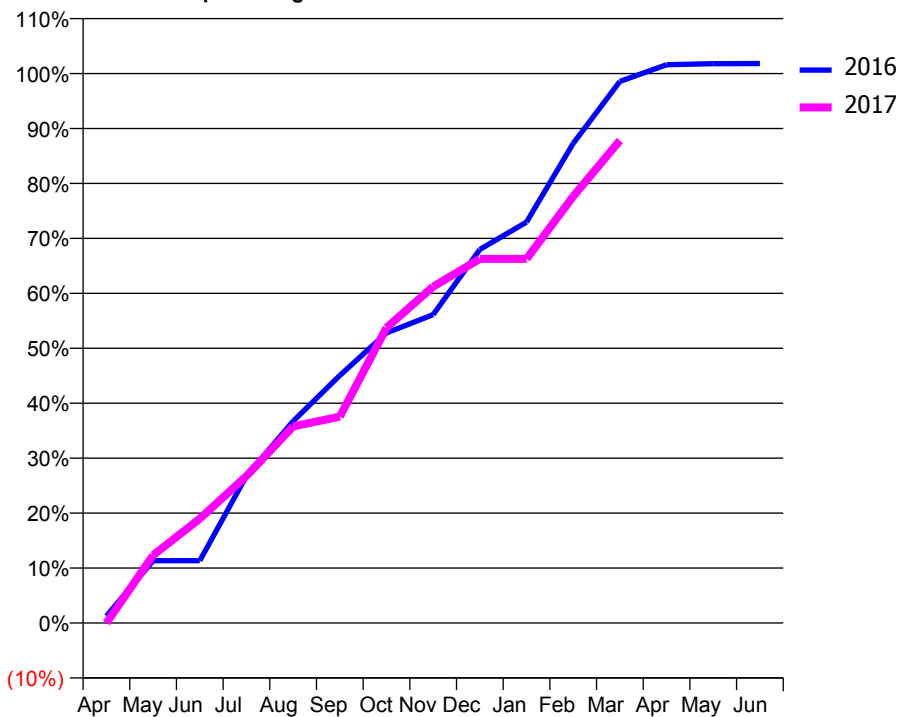
ACCESS*

Patients seen in 24 months	Total	Change since previous quarter
Quarter ending March 2016	1,276	
Quarter ending June 2016	1,286	→
Quarter ending September 2016	1,294	→
Quarter ending December 2016	1,271	↓
Quarter ending March 2017	1,280	→
Variance since March 2016	0.3%	→



ACTIVITY

Cumulative percentage of contracted UDA delivered 2016 & 2017



Month	Adjusted Scheduled Activity (UDA)	
	2016	2017
April	39	0
May	349	380
June	349	584
July	824	824
August	1,130	1,101
September	1,386	1,156
October	1,625	1,654
November	1,727	1,884
December	2,092	2,039
January	2,245	2,039
February	2,685	2,389
March	3,033	2,702
April	3,126	
May	3,132	
June	3,133	

QUALITY

	Quantity	Base Number	Contract	AT	Region	England
% of FP17s for the same patient ID Re-attending within 3 months - Children	241	1,742	13.8%	12.5%	13.3%	12.3%
% of FP17s for the same patient ID Re-attending within 3 months - Adults	21	262	8.0%	18.0%	17.3%	16.7%
% of FP17s for the same patient ID Re-attending between 3 & 9 months - Children	1,153	1,742	66.2%	57.1%	58.9%	57.6%
% of FP17s for the same patient ID Re-attending between 3 & 9 months - Adults	156	262	59.5%	50.6%	52.2%	50.1%
% of FP17s for Band 1 Urgent Courses	85	1,934	4.4%	9.8%	9.2%	9.1%
% of FP17s Relating to Free Repair or Replacements	1	1,934	0.1%	1.0%	1.0%	0.8%
% of FP17s Relating to Continuations	2	1,934	0.1%	1.6%	1.4%	1.2%
% of Patients satisfied with the dentistry they have received	3	3	N/A	93.7%	93.1%	92.8%
% of Patients satisfied with the time they had to wait for an appointment	3	3	N/A	93.0%	89.5%	88.7%

* This is based on patients treated on this contract for their most recent course of treatment. Figures in italics indicate the base number of FP17s or Patient Questionnaire responses are less than 100. N/A is shown where the base number of responses is less than 10 during the period. % is calculated as Quantity/Base number*100

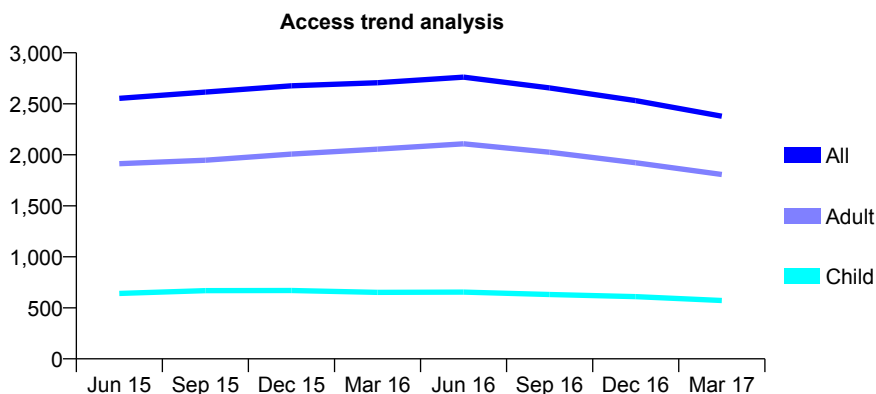
Q44 - Vital Signs At a Glance Contract Report for 682365/0009 - March 2017

Name or company name	MR QM JAFFRI
Contract type name	PDS Plus Contract
Purpose of contract	General
Contract start date	29/11/2010
Contract end date	28/11/2018

16/17 Contracted general activity (UDA)	8,000
Carry forward general activity (UDA)	74
16/17 Contracted orthodontic activity (UOA)	0
Carry forward orthodontic activity (UOA)	0
Baseline contract value	£225,408.00

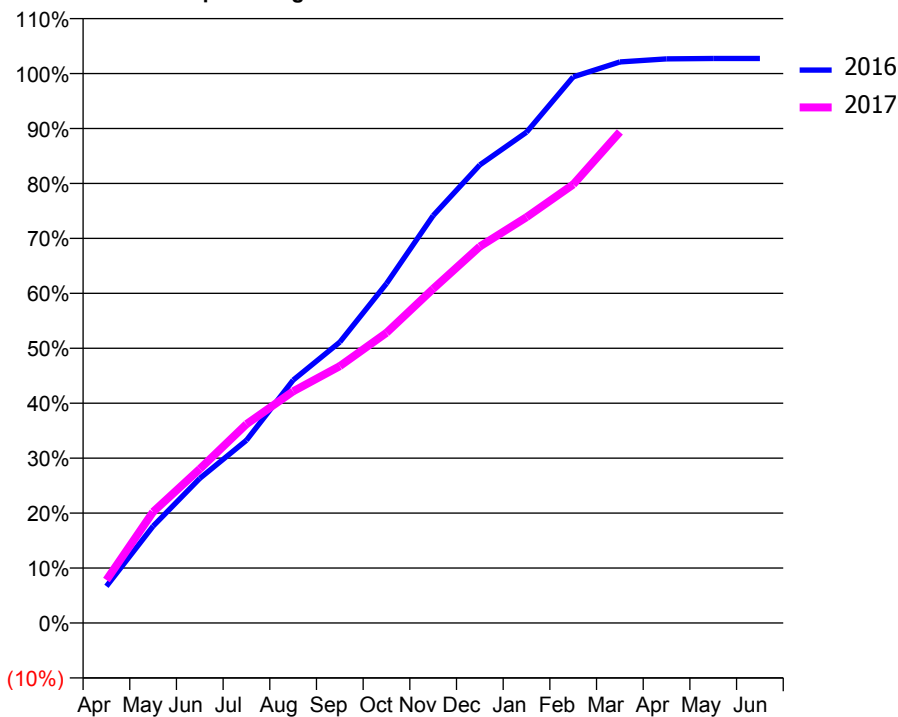
ACCESS*

Patients seen in 24 months	Total	Change since previous quarter
Quarter ending March 2016	2,707	
Quarter ending June 2016	2,762	↑
Quarter ending September 2016	2,656	↓
Quarter ending December 2016	2,532	↓
Quarter ending March 2017	2,379	↓
Variance since March 2016	(12.1%)	↓



ACTIVITY

Cumulative percentage of contracted UDA delivered 2016 & 2017



Month	Adjusted Scheduled Activity (UDA)	
	2016	2017
April	534	627
May	1,411	1,618
June	2,105	2,243
July	2,660	2,896
August	3,537	3,372
September	4,090	3,741
October	4,942	4,226
November	5,933	4,866
December	6,670	5,481
January	7,144	5,909
February	7,951	6,384
March	8,168	7,148
April	8,213	
May	8,218	
June	8,218	

QUALITY

	Quantity	Base Number	Contract	AT	Region	England
% of FP17s for the same patient ID Re-attending within 3 months - Children	60	708	8.5%	12.5%	13.3%	12.3%
% of FP17s for the same patient ID Re-attending within 3 months - Adults	345	2,051	16.8%	18.0%	17.3%	16.7%
% of FP17s for the same patient ID Re-attending between 3 & 9 months - Children	376	708	53.1%	57.1%	58.9%	57.6%
% of FP17s for the same patient ID Re-attending between 3 & 9 months - Adults	1,000	2,051	48.8%	50.6%	52.2%	50.1%
% of FP17s for Band 1 Urgent Courses	387	2,732	14.2%	9.8%	9.2%	9.1%
% of FP17s Relating to Free Repair or Replacements	42	2,732	1.5%	1.0%	1.0%	0.8%
% of FP17s Relating to Continuations	24	2,732	0.9%	1.6%	1.4%	1.2%
% of Patients satisfied with the dentistry they have received	7	7	N/A	93.7%	93.1%	92.8%
% of Patients satisfied with the time they had to wait for an appointment	7	7	N/A	93.0%	89.5%	88.7%

* This is based on patients treated on this contract for their most recent course of treatment. Figures in italics indicate the base number of FP17s or Patient Questionnaire responses are less than 100. N/A is shown where the base number of responses is less than 10 during the period. % is calculated as Quantity/Base number*100

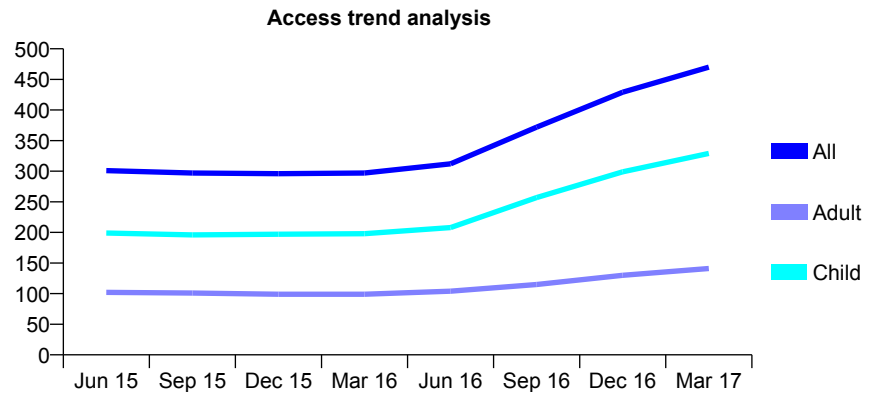
Q44 - Vital Signs At a Glance Contract Report for 723525/0001 - March 2017

Name or company name	Wish Dental Practice
Contract type name	GDS Contract
Purpose of contract	General
Contract start date	01/04/2006
Contract end date	

16/17 Contracted general activity (UDA)	1,098
Carry forward general activity (UDA)	0
16/17 Contracted orthodontic activity (UOA)	0
Carry forward orthodontic activity (UOA)	0
Baseline contract value	£24,114.51

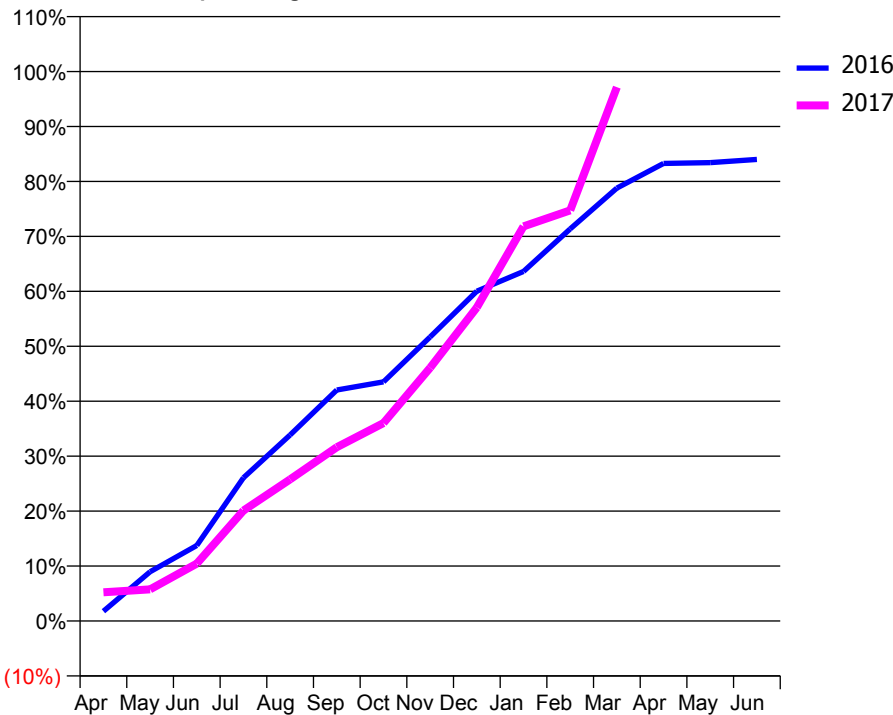
ACCESS*

Patients seen in 24 months	Total	Change since previous quarter
Quarter ending March 2016	297	
Quarter ending June 2016	312	↑
Quarter ending September 2016	372	↑
Quarter ending December 2016	429	↑
Quarter ending March 2017	470	↑
Variance since March 2016	58.2%	↑



ACTIVITY

Cumulative percentage of contracted UDA delivered 2016 & 2017



Month	Adjusted Scheduled Activity (UDA)	
	2016	2017
April	12	57
May	60	63
June	93	115
July	176	221
August	228	283
September	283	347
October	293	396
November	348	506
December	405	627
January	429	789
February	481	821
March	531	1,067
April	561	
May	562	
June	566	

QUALITY

	Quantity	Base Number	Contract	AT	Region	England
% of FP17s for the same patient ID Re-attending within 3 months - Children	39	527	7.4%	12.5%	13.3%	12.3%
% of FP17s for the same patient ID Re-attending within 3 months - Adults	20	168	11.9%	18.0%	17.3%	16.7%
% of FP17s for the same patient ID Re-attending between 3 & 9 months - Children	262	527	49.7%	57.1%	58.9%	57.6%
% of FP17s for the same patient ID Re-attending between 3 & 9 months - Adults	73	168	43.5%	50.6%	52.2%	50.1%
% of FP17s for Band 1 Urgent Courses	29	671	4.3%	9.8%	9.2%	9.1%
% of FP17s Relating to Free Repair or Replacements	2	671	0.3%	1.0%	1.0%	0.8%
% of FP17s Relating to Continuations	1	671	0.1%	1.6%	1.4%	1.2%
% of Patients satisfied with the dentistry they have received	2	2	N/A	93.7%	93.1%	92.8%
% of Patients satisfied with the time they had to wait for an appointment	2	2	N/A	93.0%	89.5%	88.7%

* This is based on patients treated on this contract for their most recent course of treatment. Figures in italics indicate the base number of FP17s or Patient Questionnaire responses are less than 100. N/A is shown where the base number of responses is less than 10 during the period. % is calculated as Quantity/Base number*100

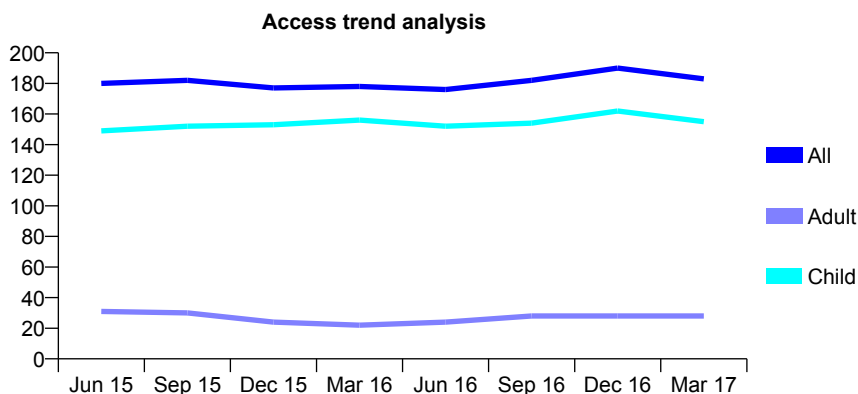
Q44 - Vital Signs At a Glance Contract Report for 723843/0002 - March 2017

Name or company name	MR JR BURGESS
Contract type name	GDS Contract
Purpose of contract	General
Contract start date	01/04/2006
Contract end date	

16/17 Contracted general activity (UDA)	308
Carry forward general activity (UDA)	0
16/17 Contracted orthodontic activity (UOA)	0
Carry forward orthodontic activity (UOA)	0
Baseline contract value	£8,644.17

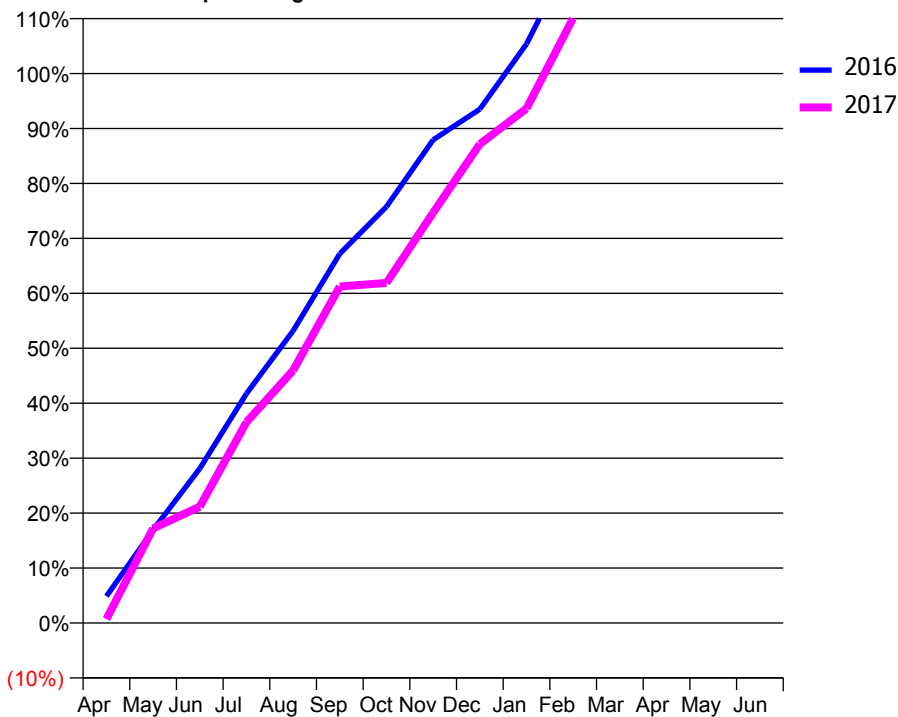
ACCESS*

Patients seen in 24 months	Total	Change since previous quarter
Quarter ending March 2016	178	
Quarter ending June 2016	176	↓
Quarter ending September 2016	182	↑
Quarter ending December 2016	190	↑
Quarter ending March 2017	183	↓
Variance since March 2016	2.8%	↑



ACTIVITY

Cumulative percentage of contracted UDA delivered 2016 & 2017



Month	Adjusted Scheduled Activity (UDA)	
	2016	2017
April	15	2
May	52	53
June	87	65
July	129	113
August	164	142
September	207	189
October	233	191
November	271	230
December	288	268
January	325	288
February	376	339
March	376	380
April	412	
May	412	
June	412	

QUALITY

	Quantity	Base Number	Contract	AT	Region	England
% of FP17s for the same patient ID Re-attending within 3 months - Children	54	309	17.5%	12.5%	13.3%	12.3%
% of FP17s for the same patient ID Re-attending within 3 months - Adults	0	15	0.0%	18.0%	17.3%	16.7%
% of FP17s for the same patient ID Re-attending between 3 & 9 months - Children	179	309	57.9%	57.1%	58.9%	57.6%
% of FP17s for the same patient ID Re-attending between 3 & 9 months - Adults	10	15	66.7%	50.6%	52.2%	50.1%
% of FP17s for Band 1 Urgent Courses	15	297	5.1%	9.8%	9.2%	9.1%
% of FP17s Relating to Free Repair or Replacements	0	297	0.0%	1.0%	1.0%	0.8%
% of FP17s Relating to Continuations	0	297	0.0%	1.6%	1.4%	1.2%
% of Patients satisfied with the dentistry they have received	0	0	N/A	93.7%	93.1%	92.8%
% of Patients satisfied with the time they had to wait for an appointment	0	0	N/A	93.0%	89.5%	88.7%

* This is based on patients treated on this contract for their most recent course of treatment. Figures in italics indicate the base number of FP17s or Patient Questionnaire responses are less than 100. N/A is shown where the base number of responses is less than 10 during the period. % is calculated as Quantity/Base number*100

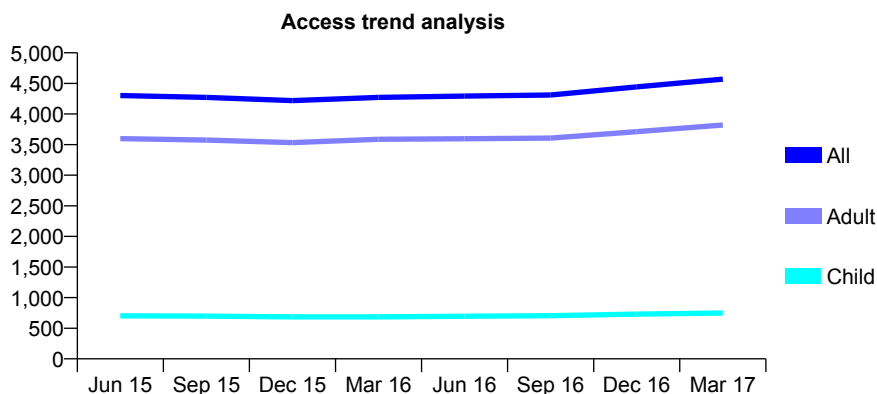
Q44 - Vital Signs At a Glance Contract Report for 725382/0001 - March 2017

Name or company name	MR DG SPARKE
Contract type name	GDS Contract
Purpose of contract	General
Contract start date	01/04/2006
Contract end date	

16/17 Contracted general activity (UDA)	12,165
Carry forward general activity (UDA)	0
16/17 Contracted orthodontic activity (UOA)	0
Carry forward orthodontic activity (UOA)	0
Baseline contract value	£363,992.46

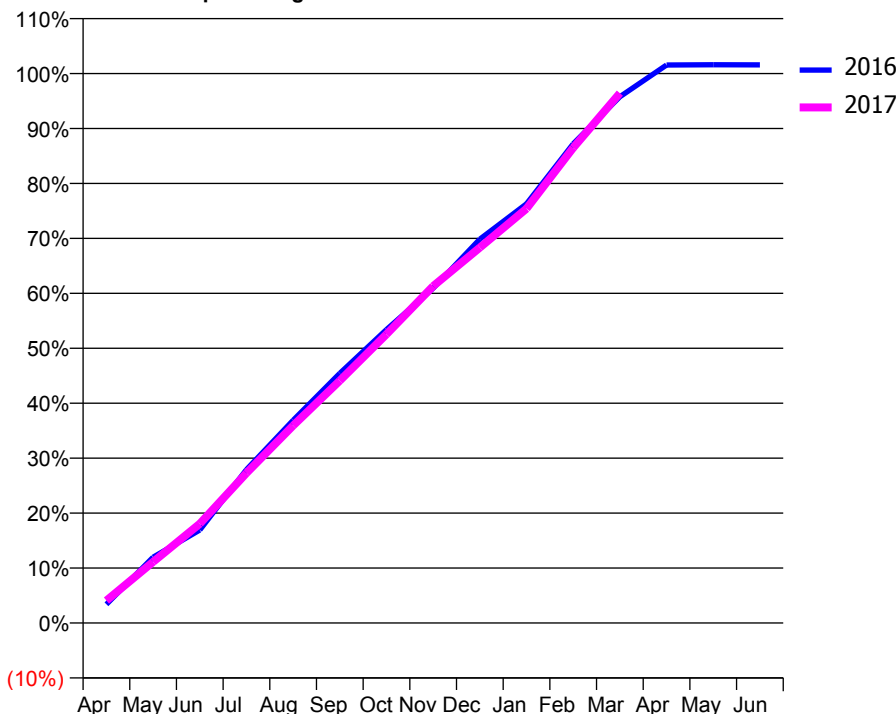
ACCESS*

Patients seen in 24 months	Total	Change since previous quarter
Quarter ending March 2016	4,272	
Quarter ending June 2016	4,293	→
Quarter ending September 2016	4,311	→
Quarter ending December 2016	4,443	↑
Quarter ending March 2017	4,569	↑
Variance since March 2016	7.0%	↑



ACTIVITY

Cumulative percentage of contracted UDA delivered 2016 & 2017



Month	Adjusted Scheduled Activity (UDA)	
	2016	2017
April	416	498
May	1,457	1,353
June	2,058	2,198
July	3,398	3,320
August	4,487	4,370
September	5,528	5,366
October	6,495	6,394
November	7,412	7,459
December	8,498	8,312
January	9,280	9,175
February	10,608	10,521
March	11,651	11,730
April	12,353	
May	12,358	
June	12,355	

QUALITY

	Quantity	Base Number	Contract	AT	Region	England
% of FP17s for the same patient ID Re-attending within 3 months - Children	97	1,328	7.3%	12.5%	13.3%	12.3%
% of FP17s for the same patient ID Re-attending within 3 months - Adults	922	6,194	14.9%	18.0%	17.3%	16.7%
% of FP17s for the same patient ID Re-attending between 3 & 9 months - Children	937	1,328	70.6%	57.1%	58.9%	57.6%
% of FP17s for the same patient ID Re-attending between 3 & 9 months - Adults	3,325	6,194	53.7%	50.6%	52.2%	50.1%
% of FP17s for Band 1 Urgent Courses	144	7,180	2.0%	9.8%	9.2%	9.1%
% of FP17s Relating to Free Repair or Replacements	142	7,180	2.0%	1.0%	1.0%	0.8%
% of FP17s Relating to Continuations	244	7,180	3.4%	1.6%	1.4%	1.2%
% of Patients satisfied with the dentistry they have received	12	12	100.0%	93.7%	93.1%	92.8%
% of Patients satisfied with the time they had to wait for an appointment	11	12	91.7%	93.0%	89.5%	88.7%

* This is based on patients treated on this contract for their most recent course of treatment. Figures in italics indicate the base number of FP17s or Patient Questionnaire responses are less than 100. N/A is shown where the base number of responses is less than 10 during the period. % is calculated as Quantity/Base number*100

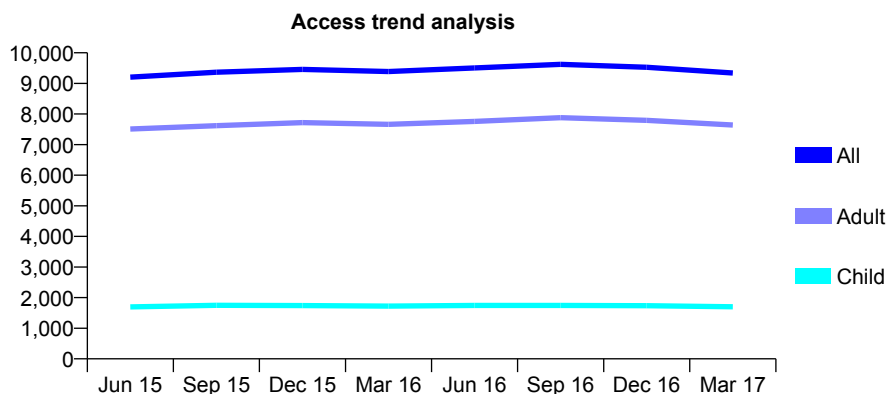
Q44 - Vital Signs At a Glance Contract Report for 725382/0002 - March 2017

Name or company name	MR DG SPARKE
Contract type name	GDS Contract
Purpose of contract	General
Contract start date	01/04/2006
Contract end date	

16/17 Contracted general activity (UDA)	26,156
Carry forward general activity (UDA)	0
16/17 Contracted orthodontic activity (UOA)	0
Carry forward orthodontic activity (UOA)	0
Baseline contract value	£768,656.43

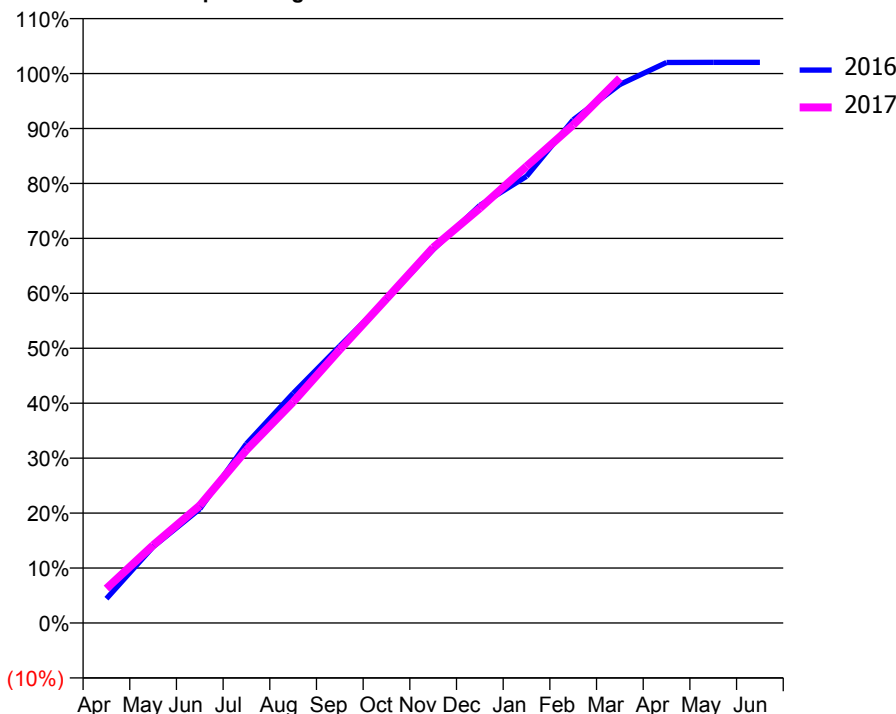
ACCESS*

Patients seen in 24 months	Total	Change since previous quarter
Quarter ending March 2016	9,387	
Quarter ending June 2016	9,507	→
Quarter ending September 2016	9,622	→
Quarter ending December 2016	9,529	→
Quarter ending March 2017	9,342	↓
Variance since March 2016	(0.5%)	→



ACTIVITY

Cumulative percentage of contracted UDA delivered 2016 & 2017



Month	Adjusted Scheduled Activity (UDA)	
	2016	2017
April	1,157	1,643
May	3,625	3,704
June	5,433	5,598
July	8,534	8,234
August	10,932	10,522
September	13,187	13,017
October	15,411	15,433
November	17,776	17,869
December	19,876	19,743
January	21,260	21,736
February	23,954	23,708
March	25,631	25,930
April	26,682	
May	26,686	
June	26,690	

QUALITY

	Quantity	Base Number	Contract	AT	Region	England
% of FP17s for the same patient ID Re-attending within 3 months - Children	199	2,778	7.2%	12.5%	13.3%	12.3%
% of FP17s for the same patient ID Re-attending within 3 months - Adults	2,090	12,692	16.5%	18.0%	17.3%	16.7%
% of FP17s for the same patient ID Re-attending between 3 & 9 months - Children	1,862	2,778	67.0%	57.1%	58.9%	57.6%
% of FP17s for the same patient ID Re-attending between 3 & 9 months - Adults	7,279	12,692	57.4%	50.6%	52.2%	50.1%
% of FP17s for Band 1 Urgent Courses	745	14,516	5.1%	9.8%	9.2%	9.1%
% of FP17s Relating to Free Repair or Replacements	277	14,516	1.9%	1.0%	1.0%	0.8%
% of FP17s Relating to Continuations	524	14,516	3.6%	1.6%	1.4%	1.2%
% of Patients satisfied with the dentistry they have received	23	25	92.0%	93.7%	93.1%	92.8%
% of Patients satisfied with the time they had to wait for an appointment	23	25	92.0%	93.0%	89.5%	88.7%

* This is based on patients treated on this contract for their most recent course of treatment. Figures in italics indicate the base number of FP17s or Patient Questionnaire responses are less than 100. N/A is shown where the base number of responses is less than 10 during the period. % is calculated as Quantity/Base number*100

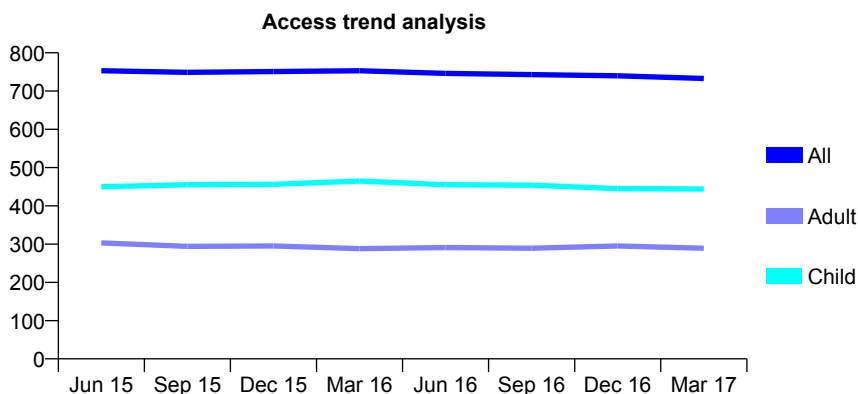
Q44 - Vital Signs At a Glance Contract Report for 725889/0001 - March 2017

Name or company name	MR GD ROWE
Contract type name	PDS Contract
Purpose of contract	General
Contract start date	01/04/2006
Contract end date	31/03/2025

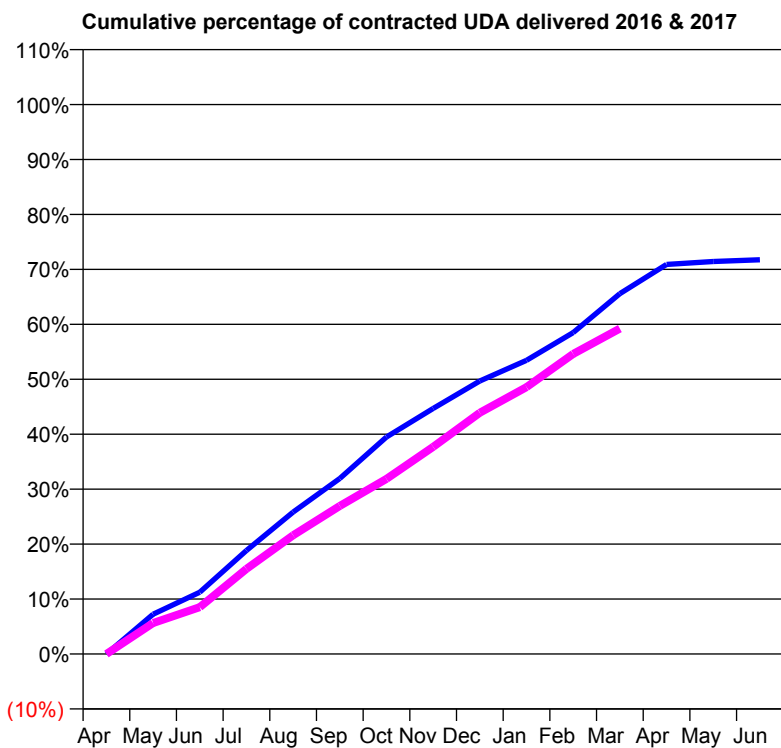
16/17 Contracted general activity (UDA)	2,220
Carry forward general activity (UDA)	0
16/17 Contracted orthodontic activity (UOA)	0
Carry forward orthodontic activity (UOA)	0
Baseline contract value	£46,771.08

ACCESS*

Patients seen in 24 months	Total	Change since previous quarter
Quarter ending March 2016	753	
Quarter ending June 2016	746	→
Quarter ending September 2016	743	→
Quarter ending December 2016	740	→
Quarter ending March 2017	733	→
Variance since March 2016	(2.7%)	↓



ACTIVITY



Month	Adjusted Scheduled Activity (UDA)	
	2016	2017
April	0	0
May	161	125
June	250	190
July	418	344
August	574	480
September	709	598
October	877	708
November	992	837
December	1,103	975
January	1,187	1,078
February	1,299	1,212
March	1,456	1,315
April	1,574	
May	1,586	
June	1,593	

QUALITY

	Quantity	Base Number	Contract	AT	Region	England
% of FP17s for the same patient ID Re-attending within 3 months - Children	81	609	13.3%	12.5%	13.3%	12.3%
% of FP17s for the same patient ID Re-attending within 3 months - Adults	37	281	13.2%	18.0%	17.3%	16.7%
% of FP17s for the same patient ID Re-attending between 3 & 9 months - Children	301	609	49.4%	57.1%	58.9%	57.6%
% of FP17s for the same patient ID Re-attending between 3 & 9 months - Adults	143	281	50.9%	50.6%	52.2%	50.1%
% of FP17s for Band 1 Urgent Courses	54	794	6.8%	9.8%	9.2%	9.1%
% of FP17s Relating to Free Repair or Replacements	0	794	0.0%	1.0%	1.0%	0.8%
% of FP17s Relating to Continuations	0	794	0.0%	1.6%	1.4%	1.2%
% of Patients satisfied with the dentistry they have received	1	1	N/A	93.7%	93.1%	92.8%
% of Patients satisfied with the time they had to wait for an appointment	1	1	N/A	93.0%	89.5%	88.7%

* This is based on patients treated on this contract for their most recent course of treatment. Figures in italics indicate the base number of FP17s or Patient Questionnaire responses are less than 100. N/A is shown where the base number of responses is less than 10 during the period. % is calculated as Quantity/Base number*100

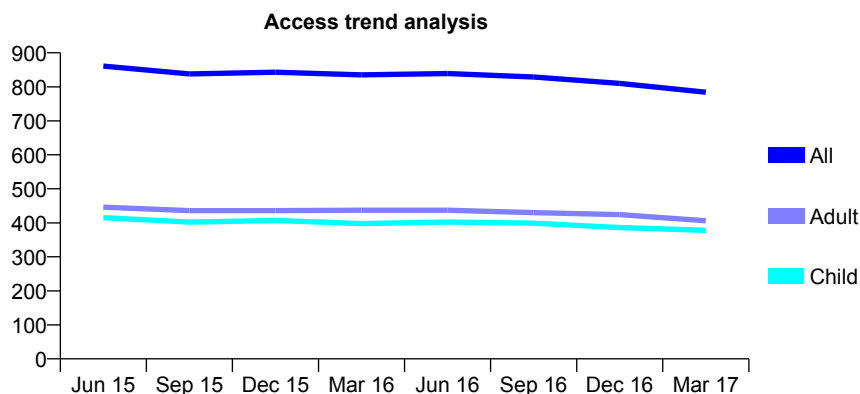
Q44 - Vital Signs At a Glance Contract Report for 732486/0001 - March 2017

Name or company name	MR D BARCLAY
Contract type name	GDS Contract
Purpose of contract	General
Contract start date	01/04/2006
Contract end date	

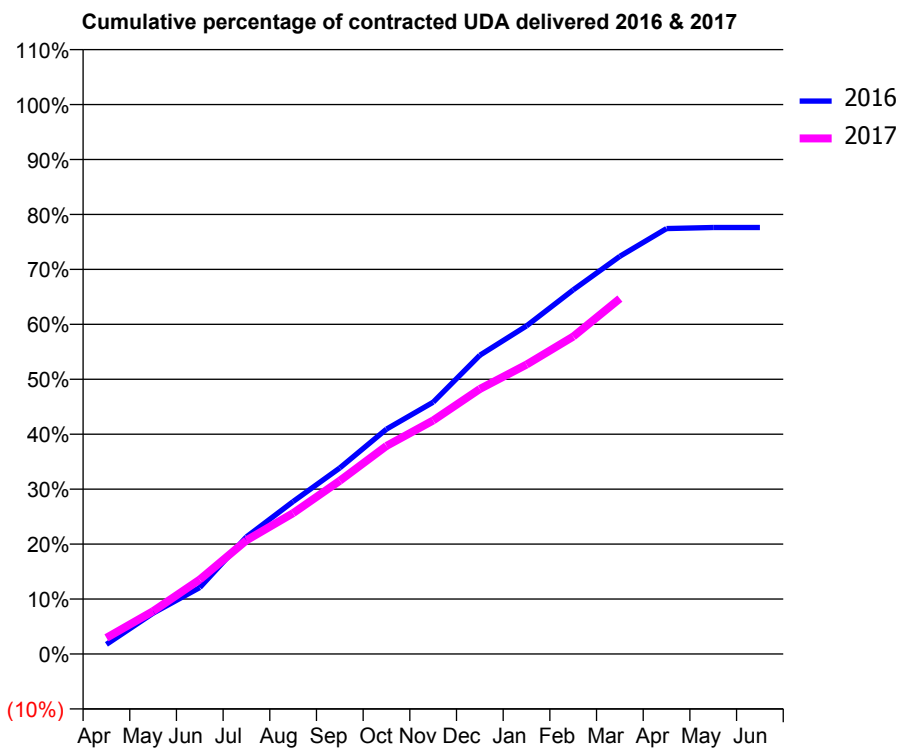
16/17 Contracted general activity (UDA)	2,188
Carry forward general activity (UDA)	0
16/17 Contracted orthodontic activity (UOA)	0
Carry forward orthodontic activity (UOA)	0
Baseline contract value	£53,591.52

ACCESS*

Patients seen in 24 months	Total	Change since previous quarter
Quarter ending March 2016	835	
Quarter ending June 2016	839	→
Quarter ending September 2016	829	↓
Quarter ending December 2016	810	↓
Quarter ending March 2017	784	↓
Variance since March 2016	(6.1%)	↓



ACTIVITY



Month	Adjusted Scheduled Activity (UDA)	
	2016	2017
April	39	65
May	163	171
June	265	296
July	466	452
August	607	561
September	741	690
October	895	828
November	1,003	930
December	1,189	1,055
January	1,306	1,152
February	1,450	1,264
March	1,584	1,415
April	1,694	
May	1,698	
June	1,698	

QUALITY

	Quantity	Base Number	Contract	AT	Region	England
% of FP17s for the same patient ID Re-attending within 3 months - Children	43	637	6.8%	12.5%	13.3%	12.3%
% of FP17s for the same patient ID Re-attending within 3 months - Adults	36	426	8.5%	18.0%	17.3%	16.7%
% of FP17s for the same patient ID Re-attending between 3 & 9 months - Children	464	637	72.8%	57.1%	58.9%	57.6%
% of FP17s for the same patient ID Re-attending between 3 & 9 months - Adults	200	426	46.9%	50.6%	52.2%	50.1%
% of FP17s for Band 1 Urgent Courses	37	994	3.7%	9.8%	9.2%	9.1%
% of FP17s Relating to Free Repair or Replacements	0	994	0.0%	1.0%	1.0%	0.8%
% of FP17s Relating to Continuations	0	994	0.0%	1.6%	1.4%	1.2%
% of Patients satisfied with the dentistry they have received	3	3	N/A	93.7%	93.1%	92.8%
% of Patients satisfied with the time they had to wait for an appointment	3	3	N/A	93.0%	89.5%	88.7%

* This is based on patients treated on this contract for their most recent course of treatment. Figures in italics indicate the base number of FP17s or Patient Questionnaire responses are less than 100. N/A is shown where the base number of responses is less than 10 during the period. % is calculated as Quantity/Base number*100

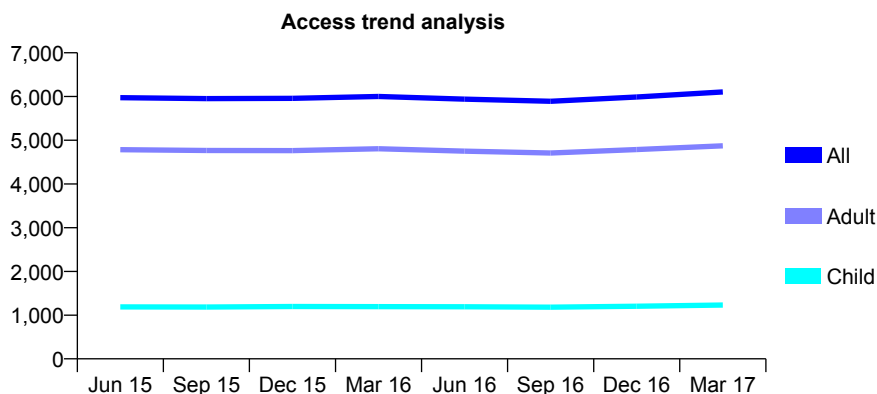
Q44 - Vital Signs At a Glance Contract Report for 733032/0001 - March 2017

Name or company name	MR DP REEVES
Contract type name	GDS Contract
Purpose of contract	General
Contract start date	01/04/2006
Contract end date	

16/17 Contracted general activity (UDA)	16,536
Carry forward general activity (UDA)	28
16/17 Contracted orthodontic activity (UOA)	0
Carry forward orthodontic activity (UOA)	0
Baseline contract value	£508,306.01

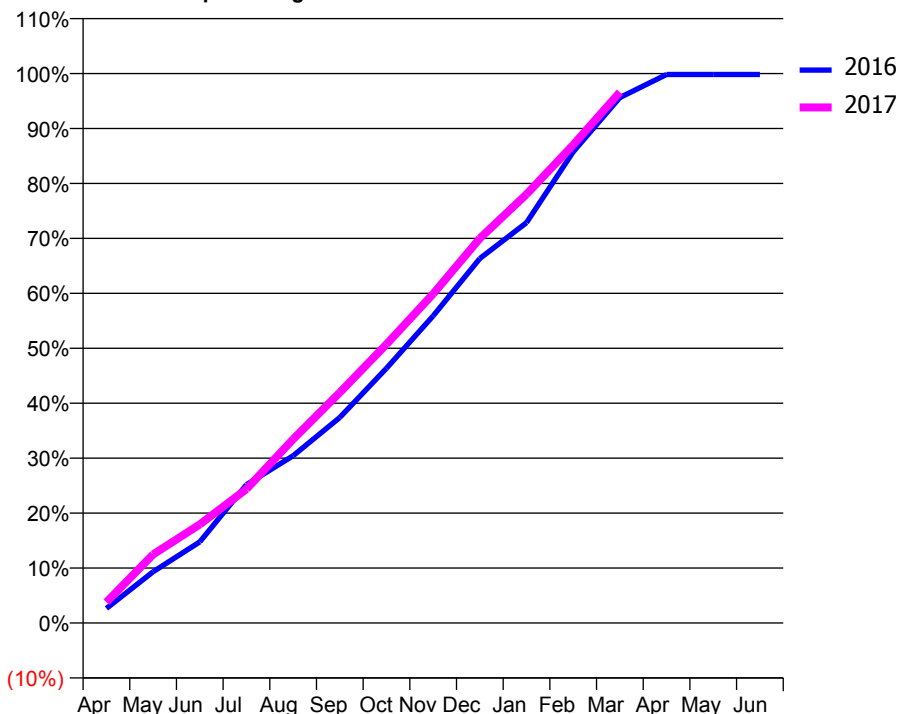
ACCESS*

Patients seen in 24 months	Total	Change since previous quarter
Quarter ending March 2016	6,000	
Quarter ending June 2016	5,941	→
Quarter ending September 2016	5,890	→
Quarter ending December 2016	5,989	→
Quarter ending March 2017	6,105	→
Variance since March 2016	1.8%	→



ACTIVITY

Cumulative percentage of contracted UDA delivered 2016 & 2017



Month	Adjusted Scheduled Activity (UDA)	
	2016	2017
April	440	630
May	1,542	2,064
June	2,441	2,967
July	4,165	4,029
August	5,033	5,533
September	6,186	6,938
October	7,668	8,389
November	9,243	9,905
December	10,969	11,573
January	12,047	12,905
February	14,180	14,389
March	15,813	15,971
April	16,508	
May	16,508	
June	16,508	

QUALITY

	Quantity	Base Number	Contract	AT	Region	England
% of FP17s for the same patient ID Re-attending within 3 months - Children	125	1,900	6.6%	12.5%	13.3%	12.3%
% of FP17s for the same patient ID Re-attending within 3 months - Adults	832	6,885	12.1%	18.0%	17.3%	16.7%
% of FP17s for the same patient ID Re-attending between 3 & 9 months - Children	1,164	1,900	61.3%	57.1%	58.9%	57.6%
% of FP17s for the same patient ID Re-attending between 3 & 9 months - Adults	4,095	6,885	59.5%	50.6%	52.2%	50.1%
% of FP17s for Band 1 Urgent Courses	117	8,436	1.4%	9.8%	9.2%	9.1%
% of FP17s Relating to Free Repair or Replacements	103	8,436	1.2%	1.0%	1.0%	0.8%
% of FP17s Relating to Continuations	94	8,436	1.1%	1.6%	1.4%	1.2%
% of Patients satisfied with the dentistry they have received	21	21	100.0%	93.7%	93.1%	92.8%
% of Patients satisfied with the time they had to wait for an appointment	20	21	95.2%	93.0%	89.5%	88.7%

* This is based on patients treated on this contract for their most recent course of treatment. Figures in italics indicate the base number of FP17s or Patient Questionnaire responses are less than 100. N/A is shown where the base number of responses is less than 10 during the period. % is calculated as Quantity/Base number*100

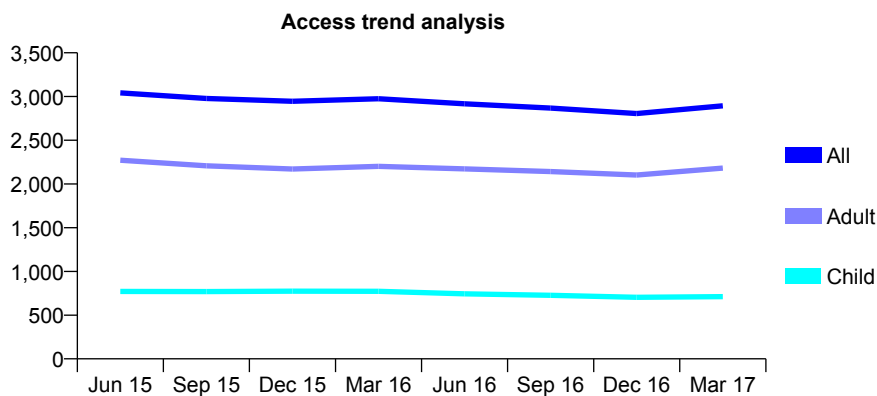
Q44 - Vital Signs At a Glance Contract Report for 739634/0001 - March 2017

Name or company name	MISS KB RAW
Contract type name	GDS Contract
Purpose of contract	General
Contract start date	01/04/2006
Contract end date	

16/17 Contracted general activity (UDA)	10,500
Carry forward general activity (UDA)	0
16/17 Contracted orthodontic activity (UOA)	0
Carry forward orthodontic activity (UOA)	0
Baseline contract value	£247,584.30

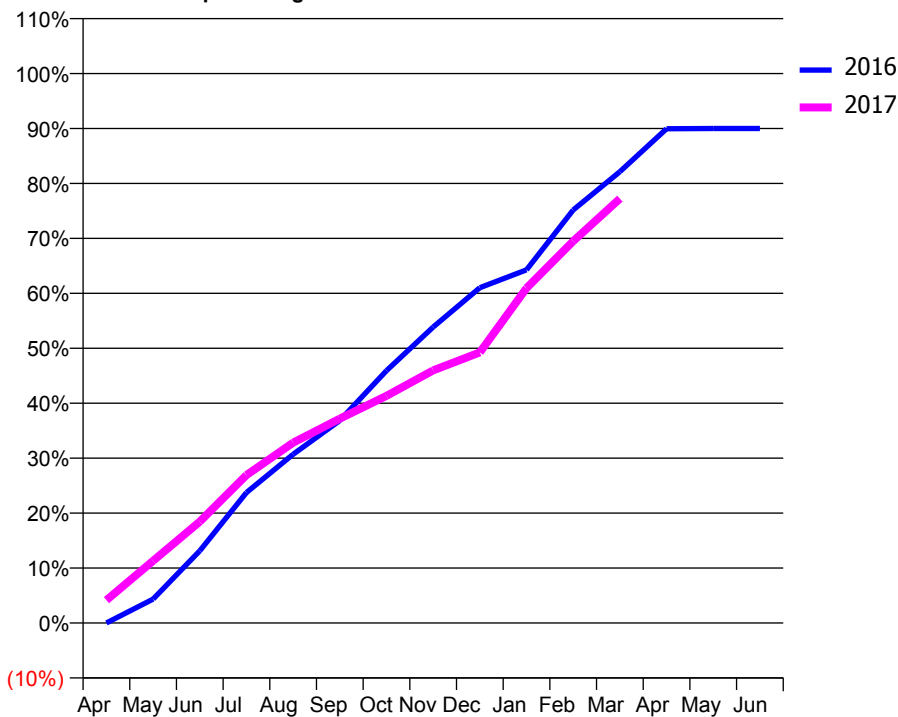
ACCESS*

Patients seen in 24 months	Total	Change since previous quarter
Quarter ending March 2016	2,974	
Quarter ending June 2016	2,916	↓
Quarter ending September 2016	2,868	↓
Quarter ending December 2016	2,806	↓
Quarter ending March 2017	2,894	↑
Variance since March 2016	(2.7%)	↓



ACTIVITY

Cumulative percentage of contracted UDA delivered 2016 & 2017



Month	Adjusted Scheduled Activity (UDA)	
	2016	2017
April	0	436
May	458	1,188
June	1,380	1,937
July	2,493	2,827
August	3,225	3,445
September	3,870	3,905
October	4,823	4,340
November	5,655	4,826
December	6,408	5,171
January	6,747	6,399
February	7,892	7,296
March	8,623	8,108
April	9,445	
May	9,448	
June	9,449	

QUALITY

	Quantity	Base Number	Contract	AT	Region	England
% of FP17s for the same patient ID Re-attending within 3 months - Children	100	1,165	8.6%	12.5%	13.3%	12.3%
% of FP17s for the same patient ID Re-attending within 3 months - Adults	539	3,142	17.2%	18.0%	17.3%	16.7%
% of FP17s for the same patient ID Re-attending between 3 & 9 months - Children	720	1,165	61.8%	57.1%	58.9%	57.6%
% of FP17s for the same patient ID Re-attending between 3 & 9 months - Adults	1,604	3,142	51.1%	50.6%	52.2%	50.1%
% of FP17s for Band 1 Urgent Courses	402	3,975	10.1%	9.8%	9.2%	9.1%
% of FP17s Relating to Free Repair or Replacements	86	3,975	2.2%	1.0%	1.0%	0.8%
% of FP17s Relating to Continuations	14	3,975	0.4%	1.6%	1.4%	1.2%
% of Patients satisfied with the dentistry they have received	5	5	N/A	93.7%	93.1%	92.8%
% of Patients satisfied with the time they had to wait for an appointment	4	5	N/A	93.0%	89.5%	88.7%

* This is based on patients treated on this contract for their most recent course of treatment. Figures in italics indicate the base number of FP17s or Patient Questionnaire responses are less than 100. N/A is shown where the base number of responses is less than 10 during the period. % is calculated as Quantity/Base number*100

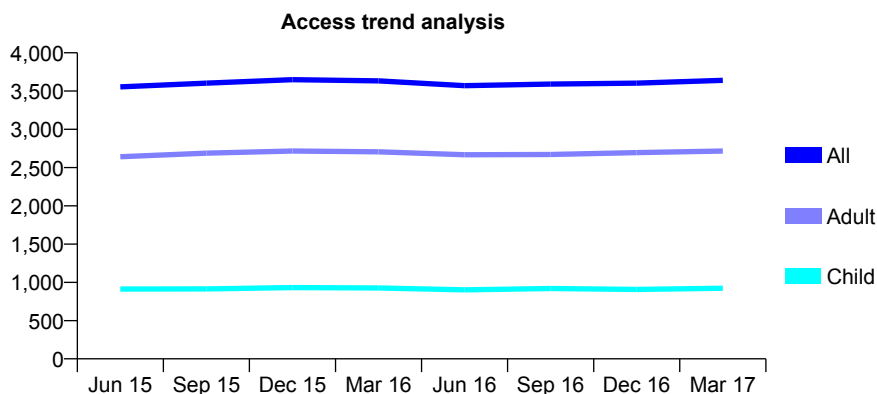
Q44 - Vital Signs At a Glance Contract Report for 742953/0001 - March 2017

Name or company name	MRS CE ROBERTS
Contract type name	GDS Contract
Purpose of contract	General
Contract start date	01/04/2006
Contract end date	

16/17 Contracted general activity (UDA)	12,000
Carry forward general activity (UDA)	411
16/17 Contracted orthodontic activity (UOA)	0
Carry forward orthodontic activity (UOA)	0
Baseline contract value	£283,705.21

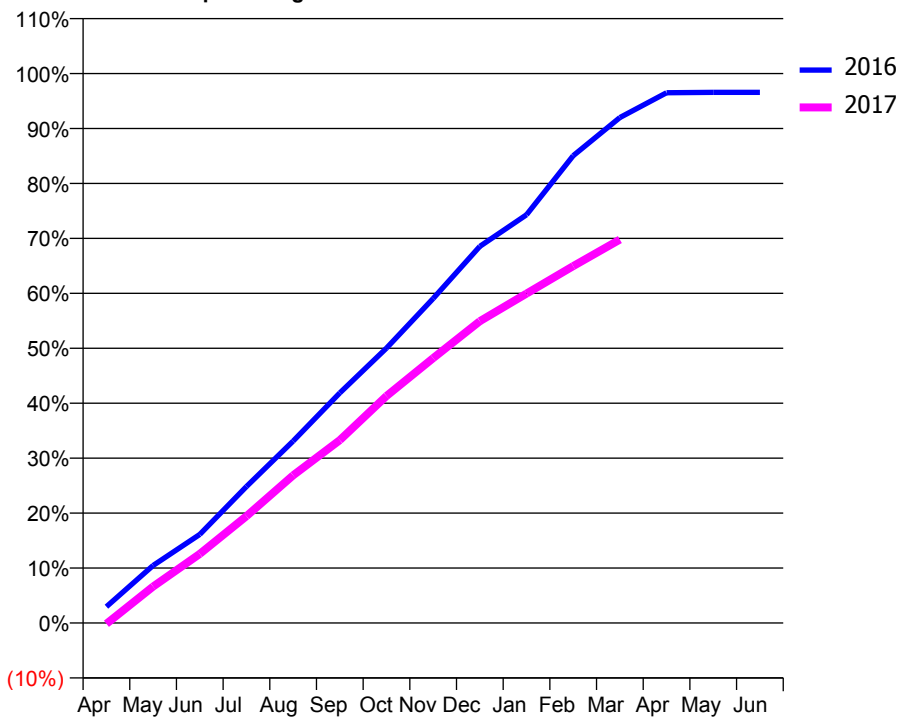
ACCESS*

Patients seen in 24 months	Total	Change since previous quarter
Quarter ending March 2016	3,633	
Quarter ending June 2016	3,570	↓
Quarter ending September 2016	3,591	→
Quarter ending December 2016	3,604	→
Quarter ending March 2017	3,640	→
Variance since March 2016	0.2%	→



ACTIVITY

Cumulative percentage of contracted UDA delivered 2016 & 2017



Month	Adjusted Scheduled Activity (UDA)	
	2016	2017
April	356	-19
May	1,255	797
June	1,934	1,510
July	2,980	2,335
August	3,973	3,224
September	5,025	3,995
October	6,004	4,957
November	7,086	5,784
December	8,226	6,590
January	8,915	7,194
February	10,206	7,794
March	11,039	8,374
April	11,581	
May	11,589	
June	11,589	

QUALITY

	Quantity	Base Number	Contract	AT	Region	England
% of FP17s for the same patient ID Re-attending within 3 months - Children	130	1,450	9.0%	12.5%	13.3%	12.3%
% of FP17s for the same patient ID Re-attending within 3 months - Adults	727	4,054	17.9%	18.0%	17.3%	16.7%
% of FP17s for the same patient ID Re-attending between 3 & 9 months - Children	1,034	1,450	71.3%	57.1%	58.9%	57.6%
% of FP17s for the same patient ID Re-attending between 3 & 9 months - Adults	2,529	4,054	62.4%	50.6%	52.2%	50.1%
% of FP17s for Band 1 Urgent Courses	395	5,243	7.5%	9.8%	9.2%	9.1%
% of FP17s Relating to Free Repair or Replacements	102	5,243	1.9%	1.0%	1.0%	0.8%
% of FP17s Relating to Continuations	18	5,243	0.3%	1.6%	1.4%	1.2%
% of Patients satisfied with the dentistry they have received	6	7	N/A	93.7%	93.1%	92.8%
% of Patients satisfied with the time they had to wait for an appointment	6	7	N/A	93.0%	89.5%	88.7%

* This is based on patients treated on this contract for their most recent course of treatment. Figures in italics indicate the base number of FP17s or Patient Questionnaire responses are less than 100. N/A is shown where the base number of responses is less than 10 during the period. % is calculated as Quantity/Base number*100

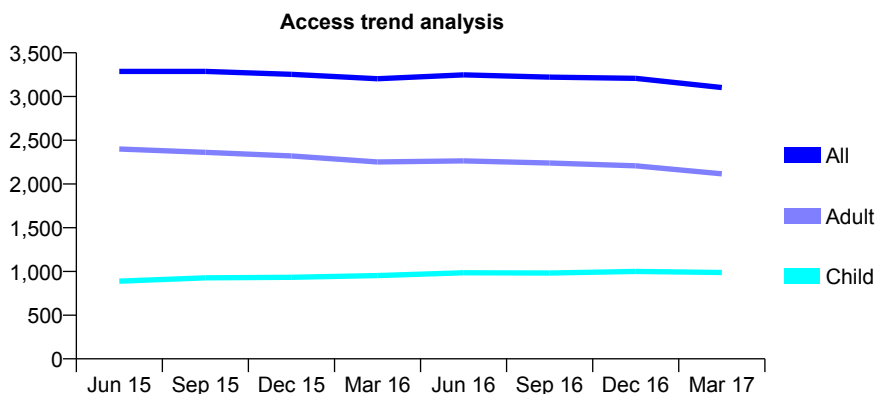
Q44 - Vital Signs At a Glance Contract Report for 745235/0001 - March 2017

Name or company name	MR ML GIBSON
Contract type name	GDS Contract
Purpose of contract	General
Contract start date	01/04/2006
Contract end date	

16/17 Contracted general activity (UDA)	9,352
Carry forward general activity (UDA)	133
16/17 Contracted orthodontic activity (UOA)	0
Carry forward orthodontic activity (UOA)	0
Baseline contract value	£286,671.19

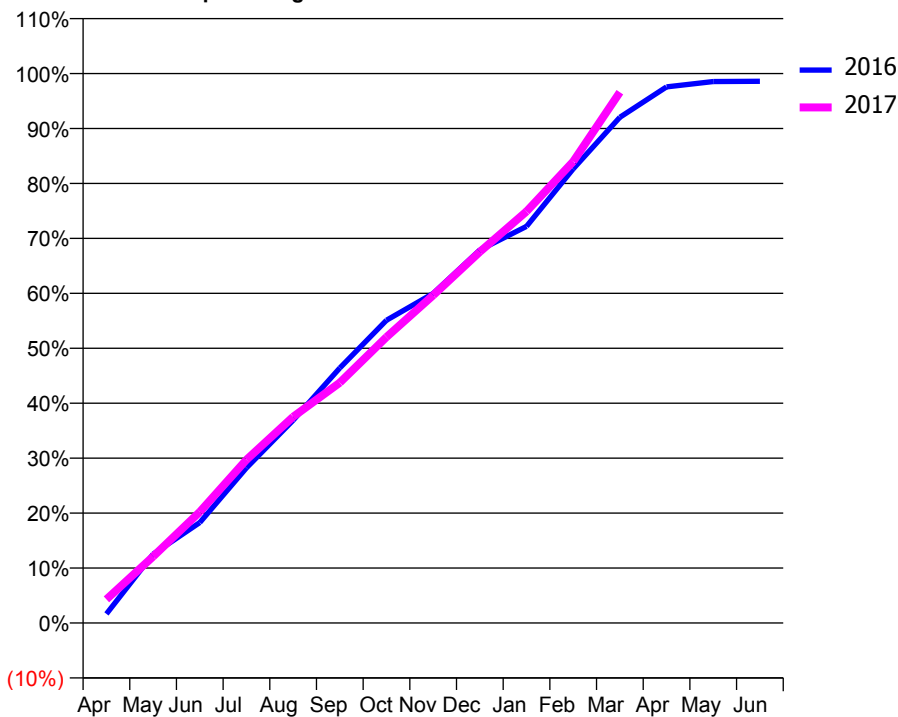
ACCESS*

Patients seen in 24 months	Total	Change since previous quarter
Quarter ending March 2016	3,203	
Quarter ending June 2016	3,248	→
Quarter ending September 2016	3,221	→
Quarter ending December 2016	3,208	→
Quarter ending March 2017	3,103	↓
Variance since March 2016	(3.1%)	↓



ACTIVITY

Cumulative percentage of contracted UDA delivered 2016 & 2017



Month	Adjusted Scheduled Activity (UDA)	
	2016	2017
April	156	403
May	1,172	1,130
June	1,711	1,892
July	2,640	2,778
August	3,451	3,509
September	4,341	4,090
October	5,153	4,867
November	5,608	5,577
December	6,350	6,316
January	6,749	7,005
February	7,729	7,854
March	8,606	9,033
April	9,124	
May	9,216	
June	9,219	

QUALITY

	Quantity	Base Number	Contract	AT	Region	England
% of FP17s for the same patient ID Re-attending within 3 months - Children	107	1,374	7.8%	12.5%	13.3%	12.3%
% of FP17s for the same patient ID Re-attending within 3 months - Adults	639	3,083	20.7%	18.0%	17.3%	16.7%
% of FP17s for the same patient ID Re-attending between 3 & 9 months - Children	747	1,374	54.4%	57.1%	58.9%	57.6%
% of FP17s for the same patient ID Re-attending between 3 & 9 months - Adults	1,189	3,083	38.6%	50.6%	52.2%	50.1%
% of FP17s for Band 1 Urgent Courses	735	4,211	17.5%	9.8%	9.2%	9.1%
% of FP17s Relating to Free Repair or Replacements	20	4,211	0.5%	1.0%	1.0%	0.8%
% of FP17s Relating to Continuations	47	4,211	1.1%	1.6%	1.4%	1.2%
% of Patients satisfied with the dentistry they have received	7	8	N/A	93.7%	93.1%	92.8%
% of Patients satisfied with the time they had to wait for an appointment	5	8	N/A	93.0%	89.5%	88.7%

* This is based on patients treated on this contract for their most recent course of treatment. Figures in italics indicate the base number of FP17s or Patient Questionnaire responses are less than 100. N/A is shown where the base number of responses is less than 10 during the period. % is calculated as Quantity/Base number*100

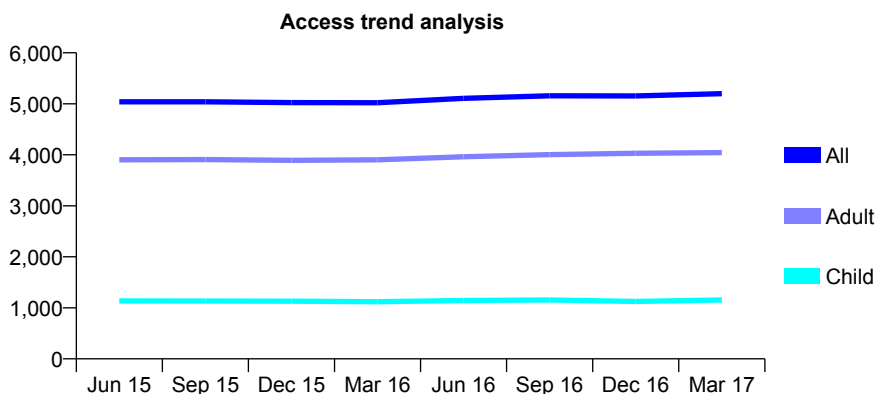
Q44 - Vital Signs At a Glance Contract Report for 746266/0001 - March 2017

Name or company name	MR JK EVANS
Contract type name	GDS Contract
Purpose of contract	General
Contract start date	01/04/2006
Contract end date	

16/17 Contracted general activity (UDA)	15,264
Carry forward general activity (UDA)	0
16/17 Contracted orthodontic activity (UOA)	0
Carry forward orthodontic activity (UOA)	0
Baseline contract value	£465,802.44

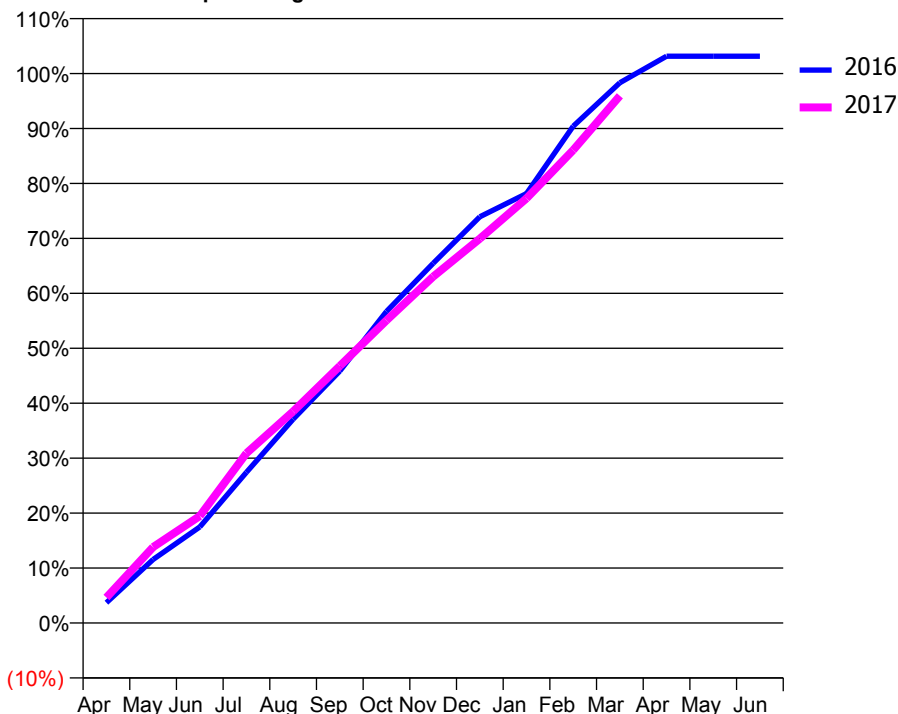
ACCESS*

Patients seen in 24 months	Total	Change since previous quarter
Quarter ending March 2016	5,022	
Quarter ending June 2016	5,106	→
Quarter ending September 2016	5,157	→
Quarter ending December 2016	5,155	→
Quarter ending March 2017	5,198	→
Variance since March 2016	3.5%	↑



ACTIVITY

Cumulative percentage of contracted UDA delivered 2016 & 2017



Month	Adjusted Scheduled Activity (UDA)	
	2016	2017
April	564	709
May	1,765	2,111
June	2,670	2,972
July	4,188	4,719
August	5,662	5,878
September	7,001	7,140
October	8,656	8,407
November	9,992	9,621
December	11,286	10,676
January	11,931	11,794
February	13,800	13,138
March	15,007	14,643
April	15,744	
May	15,745	
June	15,745	

QUALITY

	Quantity	Base Number	Contract	AT	Region	England
% of FP17s for the same patient ID Re-attending within 3 months - Children	138	1,624	8.5%	12.5%	13.3%	12.3%
% of FP17s for the same patient ID Re-attending within 3 months - Adults	1,113	6,138	18.1%	18.0%	17.3%	16.7%
% of FP17s for the same patient ID Re-attending between 3 & 9 months - Children	902	1,624	55.5%	57.1%	58.9%	57.6%
% of FP17s for the same patient ID Re-attending between 3 & 9 months - Adults	3,246	6,138	52.9%	50.6%	52.2%	50.1%
% of FP17s for Band 1 Urgent Courses	868	7,410	11.7%	9.8%	9.2%	9.1%
% of FP17s Relating to Free Repair or Replacements	53	7,410	0.7%	1.0%	1.0%	0.8%
% of FP17s Relating to Continuations	170	7,410	2.3%	1.6%	1.4%	1.2%
% of Patients satisfied with the dentistry they have received	11	11	100.0%	93.7%	93.1%	92.8%
% of Patients satisfied with the time they had to wait for an appointment	10	11	90.9%	93.0%	89.5%	88.7%

* This is based on patients treated on this contract for their most recent course of treatment. Figures in italics indicate the base number of FP17s or Patient Questionnaire responses are less than 100. N/A is shown where the base number of responses is less than 10 during the period. % is calculated as Quantity/Base number*100

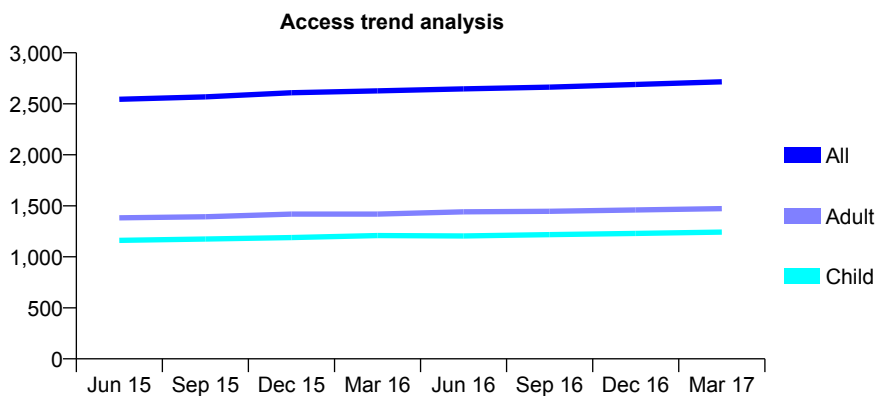
Q44 - Vital Signs At a Glance Contract Report for 746495/0001 - March 2017

Name or company name	MR RS HANDLEY
Contract type name	GDS Contract
Purpose of contract	General
Contract start date	01/04/2006
Contract end date	

16/17 Contracted general activity (UDA)	6,824
Carry forward general activity (UDA)	164
16/17 Contracted orthodontic activity (UOA)	0
Carry forward orthodontic activity (UOA)	0
Baseline contract value	£179,417.04

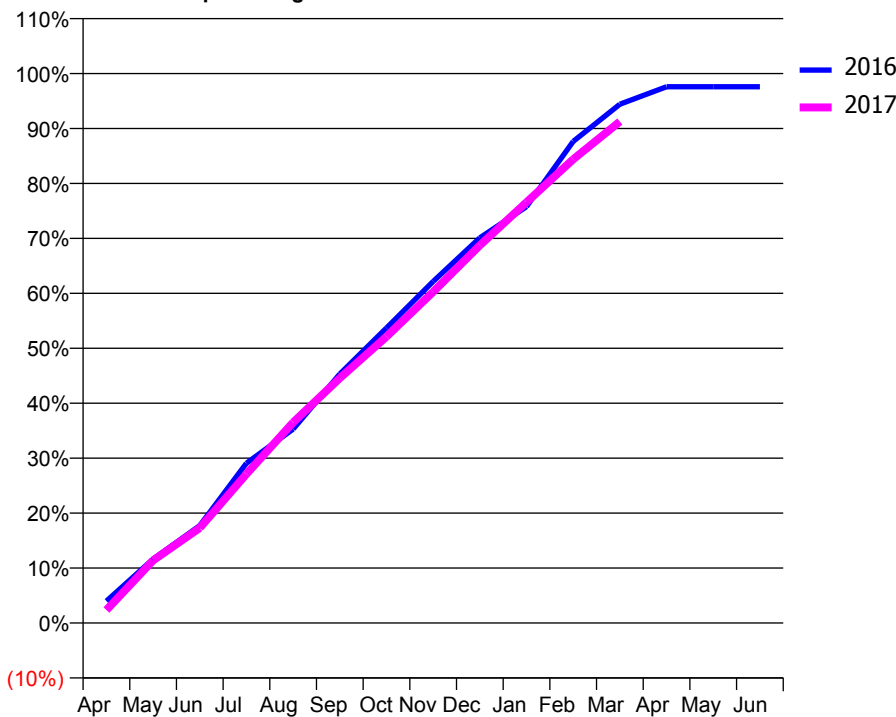
ACCESS*

Patients seen in 24 months	Total	Change since previous quarter
Quarter ending March 2016	2,627	
Quarter ending June 2016	2,646	→
Quarter ending September 2016	2,664	→
Quarter ending December 2016	2,689	→
Quarter ending March 2017	2,716	→
Variance since March 2016	3.4%	↑



ACTIVITY

Cumulative percentage of contracted UDA delivered 2016 & 2017



Month	Adjusted Scheduled Activity (UDA)	
	2016	2017
April	272	161
May	795	778
June	1,210	1,181
July	1,985	1,850
August	2,408	2,491
September	3,093	3,042
October	3,664	3,556
November	4,242	4,113
December	4,783	4,691
January	5,172	5,225
February	5,981	5,759
March	6,443	6,227
April	6,659	
May	6,660	
June	6,660	

QUALITY

	Quantity	Base Number	Contract	AT	Region	England
% of FP17s for the same patient ID Re-attending within 3 months - Children	178	2,173	8.2%	12.5%	13.3%	12.3%
% of FP17s for the same patient ID Re-attending within 3 months - Adults	306	2,251	13.6%	18.0%	17.3%	16.7%
% of FP17s for the same patient ID Re-attending between 3 & 9 months - Children	1,522	2,173	70.0%	57.1%	58.9%	57.6%
% of FP17s for the same patient ID Re-attending between 3 & 9 months - Adults	1,528	2,251	67.9%	50.6%	52.2%	50.1%
% of FP17s for Band 1 Urgent Courses	264	4,266	6.2%	9.8%	9.2%	9.1%
% of FP17s Relating to Free Repair or Replacements	34	4,266	0.8%	1.0%	1.0%	0.8%
% of FP17s Relating to Continuations	18	4,266	0.4%	1.6%	1.4%	1.2%
% of Patients satisfied with the dentistry they have received	11	11	100.0%	93.7%	93.1%	92.8%
% of Patients satisfied with the time they had to wait for an appointment	11	11	100.0%	93.0%	89.5%	88.7%

* This is based on patients treated on this contract for their most recent course of treatment. Figures in italics indicate the base number of FP17s or Patient Questionnaire responses are less than 100. N/A is shown where the base number of responses is less than 10 during the period. % is calculated as Quantity/Base number*100

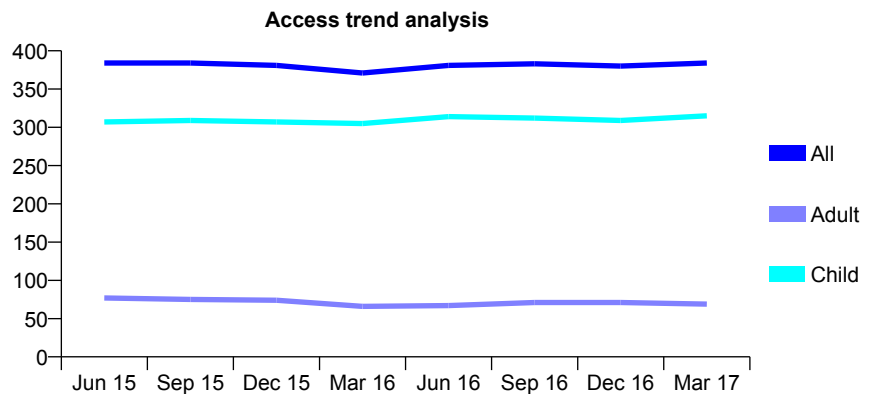
Q44 - Vital Signs At a Glance Contract Report for 751561/0001 - March 2017

Name or company name	MR AA SHAH
Contract type name	GDS Contract
Purpose of contract	General
Contract start date	01/07/2006
Contract end date	

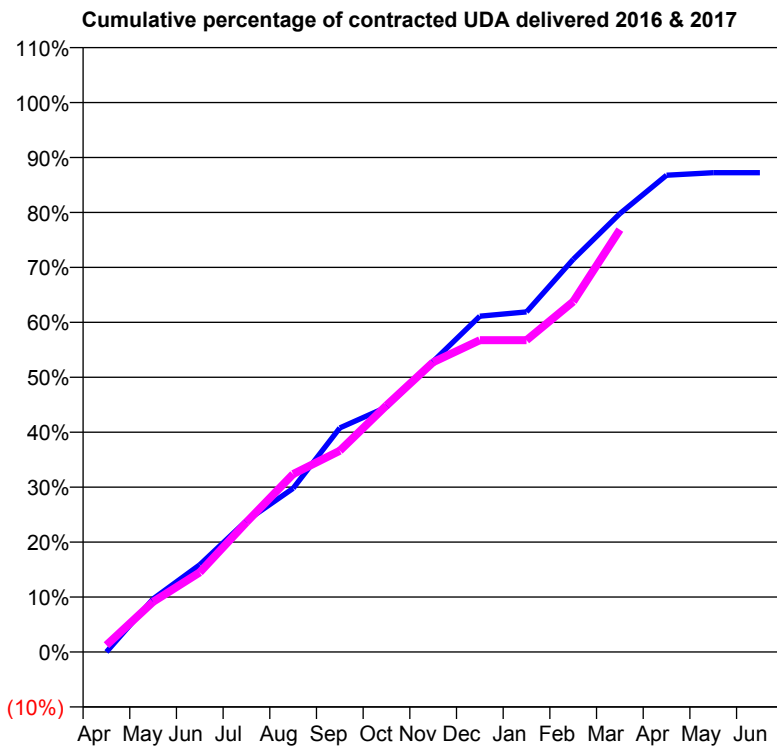
16/17 Contracted general activity (UDA)	800
Carry forward general activity (UDA)	0
16/17 Contracted orthodontic activity (UOA)	0
Carry forward orthodontic activity (UOA)	0
Baseline contract value	£17,957.77

ACCESS*

Patients seen in 24 months	Total	Change since previous quarter
Quarter ending March 2016	371	
Quarter ending June 2016	381	↑
Quarter ending September 2016	383	→
Quarter ending December 2016	380	→
Quarter ending March 2017	384	→
Variance since March 2016	3.5%	↑



ACTIVITY



Month	Adjusted Scheduled Activity (UDA)	
	2016	2017
April	0	10
May	87	73
June	143	116
July	215	189
August	268	259
September	367	293
October	401	359
November	476	422
December	550	454
January	557	454
February	643	510
March	718	615
April	781	
May	785	
June	785	

QUALITY

	Quantity	Base Number	Contract	AT	Region	England
% of FP17s for the same patient ID Re-attending within 3 months - Children	21	496	4.2%	12.5%	13.3%	12.3%
% of FP17s for the same patient ID Re-attending within 3 months - Adults	1	34	2.9%	18.0%	17.3%	16.7%
% of FP17s for the same patient ID Re-attending between 3 & 9 months - Children	332	496	66.9%	57.1%	58.9%	57.6%
% of FP17s for the same patient ID Re-attending between 3 & 9 months - Adults	24	34	70.6%	50.6%	52.2%	50.1%
% of FP17s for Band 1 Urgent Courses	0	479	0.0%	9.8%	9.2%	9.1%
% of FP17s Relating to Free Repair or Replacements	0	479	0.0%	1.0%	1.0%	0.8%
% of FP17s Relating to Continuations	0	479	0.0%	1.6%	1.4%	1.2%
% of Patients satisfied with the dentistry they have received	1	1	N/A	93.7%	93.1%	92.8%
% of Patients satisfied with the time they had to wait for an appointment	1	1	N/A	93.0%	89.5%	88.7%

* This is based on patients treated on this contract for their most recent course of treatment. Figures in italics indicate the base number of FP17s or Patient Questionnaire responses are less than 100. N/A is shown where the base number of responses is less than 10 during the period. % is calculated as Quantity/Base number*100

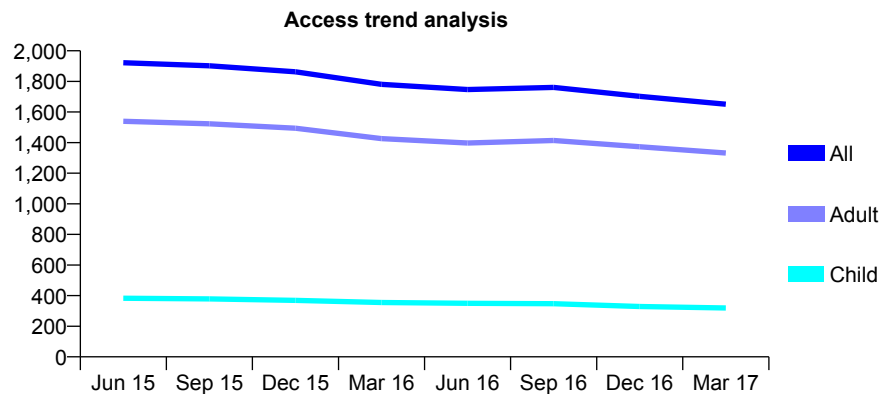
Q44 - Vital Signs At a Glance Contract Report for 762261/0001 - March 2017

Name or company name	MR A ASHTAB
Contract type name	GDS Contract
Purpose of contract	General
Contract start date	01/04/2006
Contract end date	

16/17 Contracted general activity (UDA)	5,520
Carry forward general activity (UDA)	0
16/17 Contracted orthodontic activity (UOA)	0
Carry forward orthodontic activity (UOA)	0
Baseline contract value	£136,061.40

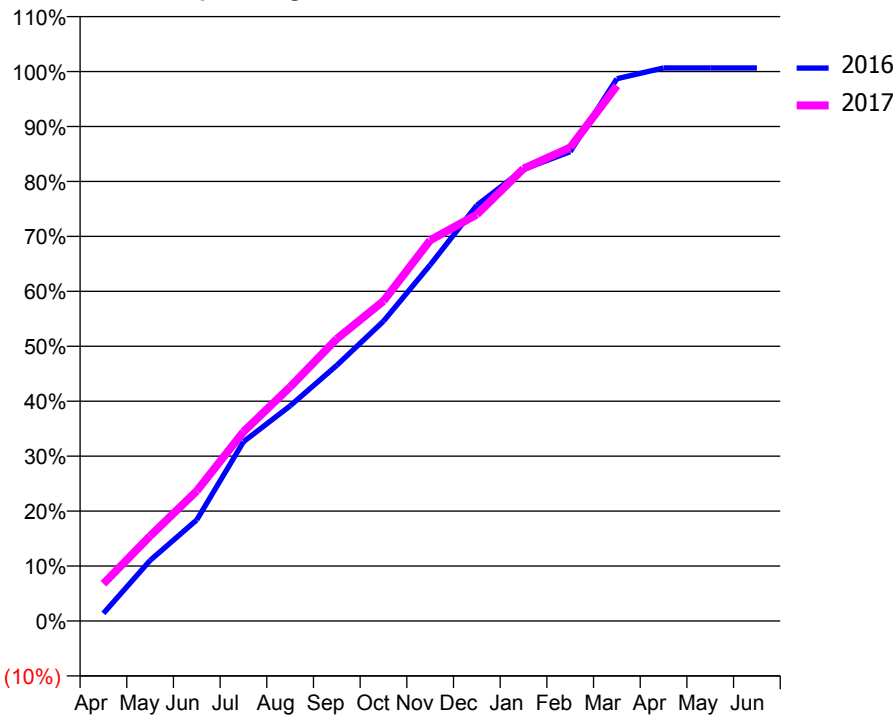
ACCESS*

Patients seen in 24 months	Total	Change since previous quarter
Quarter ending March 2016	1,781	
Quarter ending June 2016	1,747	↓
Quarter ending September 2016	1,761	→
Quarter ending December 2016	1,702	↓
Quarter ending March 2017	1,651	↓
Variance since March 2016	(7.3%)	↓



ACTIVITY

Cumulative percentage of contracted UDA delivered 2016 & 2017



Month	Adjusted Scheduled Activity (UDA)	
	2016	2017
April	77	375
May	609	855
June	1,016	1,307
July	1,802	1,901
August	2,162	2,352
September	2,569	2,835
October	3,012	3,214
November	3,577	3,825
December	4,176	4,083
January	4,538	4,544
February	4,715	4,756
March	5,447	5,378
April	5,556	
May	5,556	
June	5,556	

QUALITY

	Quantity	Base Number	Contract	AT	Region	England
% of FP17s for the same patient ID Re-attending within 3 months - Children	34	515	6.6%	12.5%	13.3%	12.3%
% of FP17s for the same patient ID Re-attending within 3 months - Adults	432	1,995	21.7%	18.0%	17.3%	16.7%
% of FP17s for the same patient ID Re-attending between 3 & 9 months - Children	312	515	60.6%	57.1%	58.9%	57.6%
% of FP17s for the same patient ID Re-attending between 3 & 9 months - Adults	935	1,995	46.9%	50.6%	52.2%	50.1%
% of FP17s for Band 1 Urgent Courses	213	2,454	8.7%	9.8%	9.2%	9.1%
% of FP17s Relating to Free Repair or Replacements	17	2,454	0.7%	1.0%	1.0%	0.8%
% of FP17s Relating to Continuations	13	2,454	0.5%	1.6%	1.4%	1.2%
% of Patients satisfied with the dentistry they have received	1	1	N/A	93.7%	93.1%	92.8%
% of Patients satisfied with the time they had to wait for an appointment	1	1	N/A	93.0%	89.5%	88.7%

* This is based on patients treated on this contract for their most recent course of treatment. Figures in italics indicate the base number of FP17s or Patient Questionnaire responses are less than 100. N/A is shown where the base number of responses is less than 10 during the period. % is calculated as Quantity/Base number*100

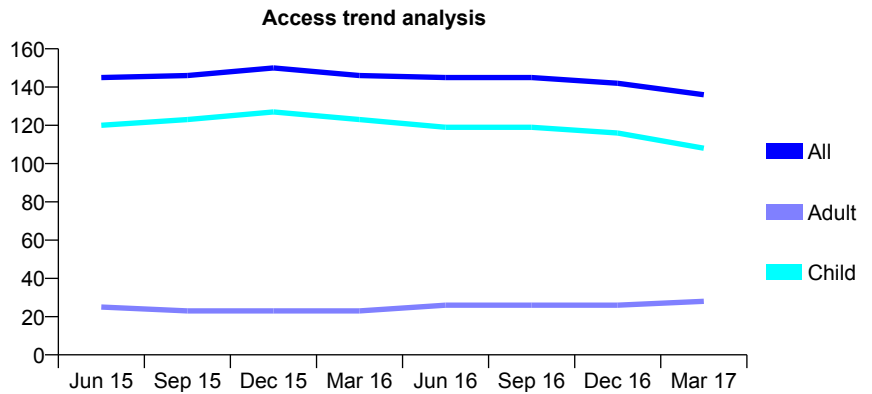
Q44 - Vital Signs At a Glance Contract Report for 766259/0001 - March 2017

Name or company name	MRS A STRETTON
Contract type name	GDS Contract
Purpose of contract	General
Contract start date	19/11/2010
Contract end date	

16/17 Contracted general activity (UDA)	781
Carry forward general activity (UDA)	0
16/17 Contracted orthodontic activity (UOA)	0
Carry forward orthodontic activity (UOA)	0
Baseline contract value	£18,191.45

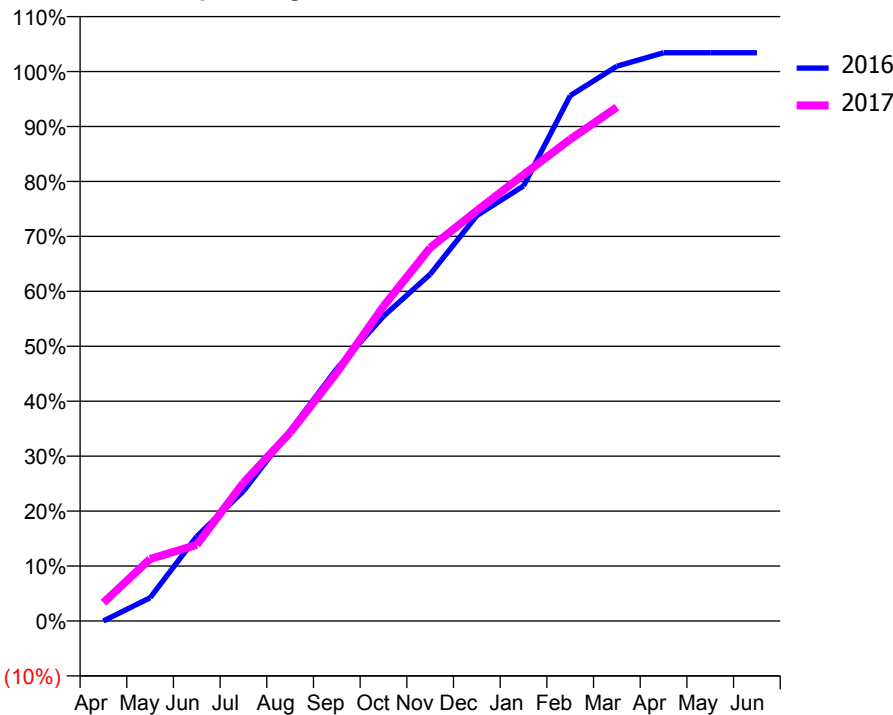
ACCESS*

Patients seen in 24 months	Total	Change since previous quarter
Quarter ending March 2016	146	
Quarter ending June 2016	145	→
Quarter ending September 2016	145	→
Quarter ending December 2016	142	↓
Quarter ending March 2017	136	↓
Variance since March 2016	(6.8%)	↓



ACTIVITY

Cumulative percentage of contracted UDA delivered 2016 & 2017



Month	Adjusted Scheduled Activity (UDA)	
	2016	2017
April	0	26
May	33	88
June	120	108
July	185	197
August	271	268
September	359	353
October	433	447
November	493	531
December	576	583
January	618	634
February	747	685
March	789	730
April	808	
May	808	
June	808	

QUALITY

	Quantity	Base Number	Contract	AT	Region	England
% of FP17s for the same patient ID Re-attending within 3 months - Children	61	278	21.9%	12.5%	13.3%	12.3%
% of FP17s for the same patient ID Re-attending within 3 months - Adults	9	40	22.5%	18.0%	17.3%	16.7%
% of FP17s for the same patient ID Re-attending between 3 & 9 months - Children	190	278	68.3%	57.1%	58.9%	57.6%
% of FP17s for the same patient ID Re-attending between 3 & 9 months - Adults	29	40	72.5%	50.6%	52.2%	50.1%
% of FP17s for Band 1 Urgent Courses	16	303	5.3%	9.8%	9.2%	9.1%
% of FP17s Relating to Free Repair or Replacements	0	303	0.0%	1.0%	1.0%	0.8%
% of FP17s Relating to Continuations	5	303	1.7%	1.6%	1.4%	1.2%
% of Patients satisfied with the dentistry they have received	0	0	N/A	93.7%	93.1%	92.8%
% of Patients satisfied with the time they had to wait for an appointment	0	0	N/A	93.0%	89.5%	88.7%

* This is based on patients treated on this contract for their most recent course of treatment. Figures in italics indicate the base number of FP17s or Patient Questionnaire responses are less than 100. N/A is shown where the base number of responses is less than 10 during the period. % is calculated as Quantity/Base number*100

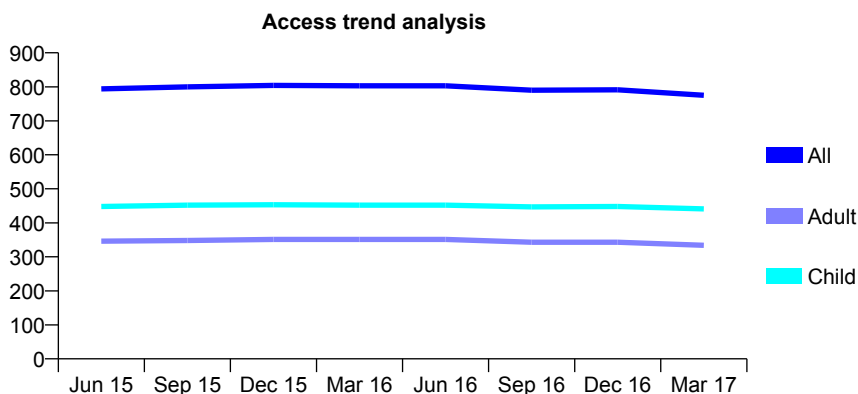
Q44 - Vital Signs At a Glance Contract Report for 803758/0001 - March 2017

Name or company name	White Friars House Dental Practice
Contract type name	GDS Contract
Purpose of contract	General
Contract start date	01/04/2006
Contract end date	

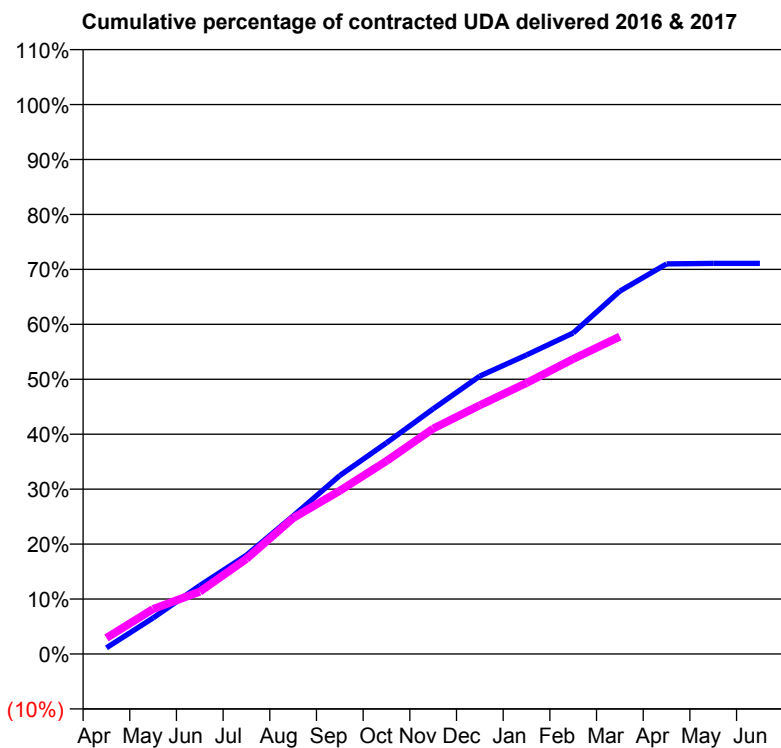
16/17 Contracted general activity (UDA)	3,000
Carry forward general activity (UDA)	0
16/17 Contracted orthodontic activity (UOA)	0
Carry forward orthodontic activity (UOA)	0
Baseline contract value	£59,523.22

ACCESS*

Patients seen in 24 months	Total	Change since previous quarter
Quarter ending March 2016	803	
Quarter ending June 2016	803	→
Quarter ending September 2016	790	↓
Quarter ending December 2016	791	→
Quarter ending March 2017	775	↓
Variance since March 2016	(3.5%)	↓



ACTIVITY



Month	Adjusted Scheduled Activity (UDA)	
	2016	2017
April	34	88
May	197	246
June	374	341
July	540	520
August	754	742
September	974	892
October	1,153	1,054
November	1,339	1,231
December	1,518	1,358
January	1,633	1,479
February	1,753	1,611
March	1,981	1,733
April	2,130	
May	2,133	
June	2,133	

QUALITY

	Quantity	Base Number	Contract	AT	Region	England
% of FP17s for the same patient ID Re-attending within 3 months - Children	50	631	7.9%	12.5%	13.3%	12.3%
% of FP17s for the same patient ID Re-attending within 3 months - Adults	85	397	21.4%	18.0%	17.3%	16.7%
% of FP17s for the same patient ID Re-attending between 3 & 9 months - Children	353	631	55.9%	57.1%	58.9%	57.6%
% of FP17s for the same patient ID Re-attending between 3 & 9 months - Adults	177	397	44.6%	50.6%	52.2%	50.1%
% of FP17s for Band 1 Urgent Courses	71	938	7.6%	9.8%	9.2%	9.1%
% of FP17s Relating to Free Repair or Replacements	0	938	0.0%	1.0%	1.0%	0.8%
% of FP17s Relating to Continuations	1	938	0.1%	1.6%	1.4%	1.2%
% of Patients satisfied with the dentistry they have received	1	2	N/A	93.7%	93.1%	92.8%
% of Patients satisfied with the time they had to wait for an appointment	1	2	N/A	93.0%	89.5%	88.7%

* This is based on patients treated on this contract for their most recent course of treatment. Figures in italics indicate the base number of FP17s or Patient Questionnaire responses are less than 100. N/A is shown where the base number of responses is less than 10 during the period. % is calculated as Quantity/Base number*100

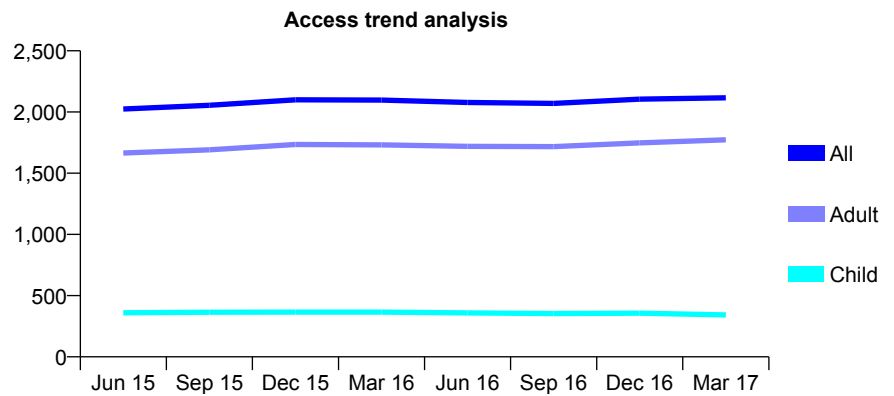
Q44 - Vital Signs At a Glance Contract Report for 804770/0001 - March 2017

Name or company name	MR GR HALL
Contract type name	GDS Contract
Purpose of contract	General
Contract start date	01/04/2006
Contract end date	

16/17 Contracted general activity (UDA)	7,381
Carry forward general activity (UDA)	0
16/17 Contracted orthodontic activity (UOA)	0
Carry forward orthodontic activity (UOA)	0
Baseline contract value	£180,839.05

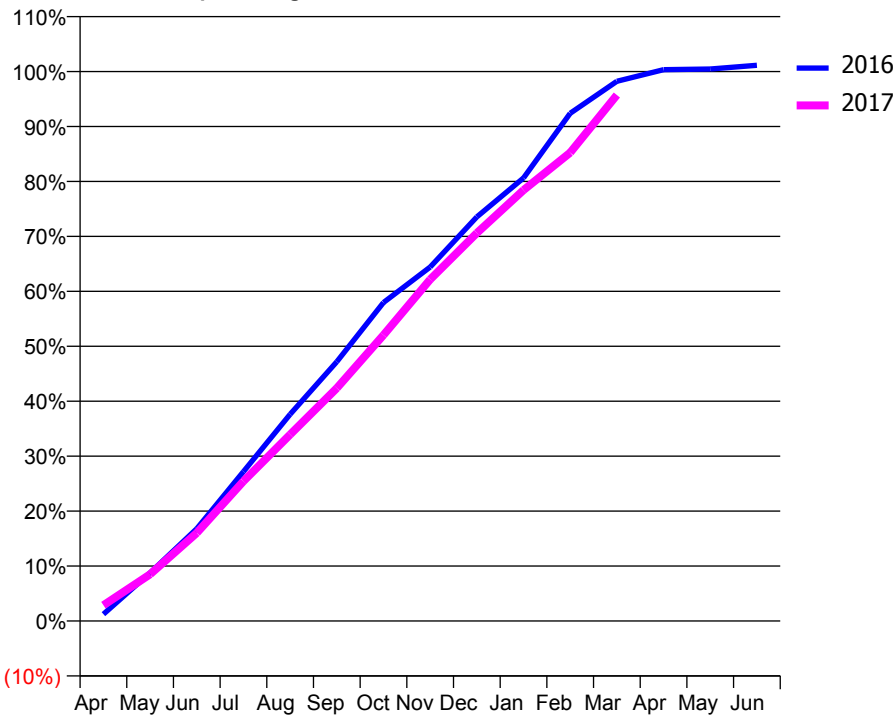
ACCESS*

Patients seen in 24 months	Total	Change since previous quarter
Quarter ending March 2016	2,097	
Quarter ending June 2016	2,078	→
Quarter ending September 2016	2,070	→
Quarter ending December 2016	2,105	→
Quarter ending March 2017	2,116	→
Variance since March 2016	0.9%	→



ACTIVITY

Cumulative percentage of contracted UDA delivered 2016 & 2017



Month	Adjusted Scheduled Activity (UDA)	
	2016	2017
April	92	212
May	648	629
June	1,240	1,184
July	2,006	1,878
August	2,778	2,505
September	3,484	3,128
October	4,278	3,842
November	4,754	4,588
December	5,427	5,211
January	5,952	5,787
February	6,819	6,291
March	7,250	7,066
April	7,405	
May	7,414	
June	7,465	

QUALITY

	Quantity	Base Number	Contract	AT	Region	England
% of FP17s for the same patient ID Re-attending within 3 months - Children	30	546	5.5%	12.5%	13.3%	12.3%
% of FP17s for the same patient ID Re-attending within 3 months - Adults	509	3,030	16.8%	18.0%	17.3%	16.7%
% of FP17s for the same patient ID Re-attending between 3 & 9 months - Children	356	546	65.2%	57.1%	58.9%	57.6%
% of FP17s for the same patient ID Re-attending between 3 & 9 months - Adults	1,826	3,030	60.3%	50.6%	52.2%	50.1%
% of FP17s for Band 1 Urgent Courses	38	3,483	1.1%	9.8%	9.2%	9.1%
% of FP17s Relating to Free Repair or Replacements	17	3,483	0.5%	1.0%	1.0%	0.8%
% of FP17s Relating to Continuations	70	3,483	2.0%	1.6%	1.4%	1.2%
% of Patients satisfied with the dentistry they have received	12	12	100.0%	93.7%	93.1%	92.8%
% of Patients satisfied with the time they had to wait for an appointment	12	12	100.0%	93.0%	89.5%	88.7%

* This is based on patients treated on this contract for their most recent course of treatment. Figures in italics indicate the base number of FP17s or Patient Questionnaire responses are less than 100. N/A is shown where the base number of responses is less than 10 during the period. % is calculated as Quantity/Base number*100

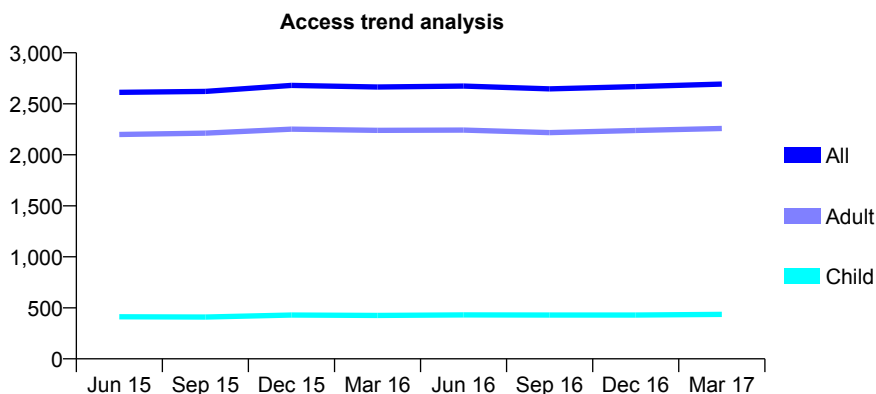
Q44 - Vital Signs At a Glance Contract Report for 810908/0001 - March 2017

Name or company name	MR TW WOODS
Contract type name	GDS Contract
Purpose of contract	General
Contract start date	01/04/2006
Contract end date	

16/17 Contracted general activity (UDA)	7,519
Carry forward general activity (UDA)	0
16/17 Contracted orthodontic activity (UOA)	0
Carry forward orthodontic activity (UOA)	0
Baseline contract value	£185,657.50

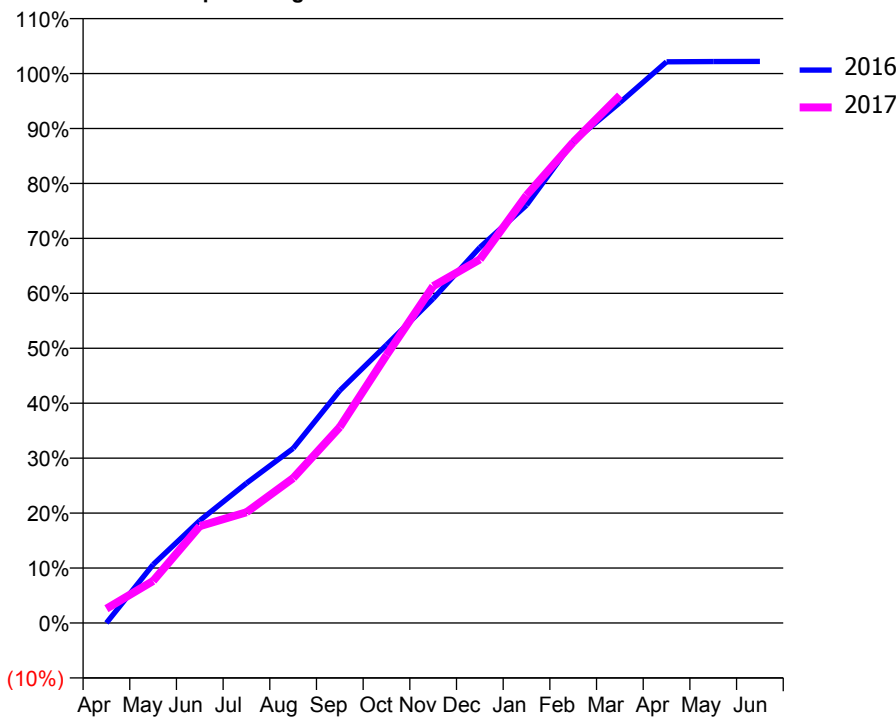
ACCESS*

Patients seen in 24 months	Total	Change since previous quarter
Quarter ending March 2016	2,665	
Quarter ending June 2016	2,674	→
Quarter ending September 2016	2,646	↓
Quarter ending December 2016	2,668	→
Quarter ending March 2017	2,694	→
Variance since March 2016	1.1%	→



ACTIVITY

Cumulative percentage of contracted UDA delivered 2016 & 2017



Month	Adjusted Scheduled Activity (UDA)	
	2016	2017
April	0	196
May	799	575
June	1,401	1,325
July	1,914	1,515
August	2,389	1,982
September	3,181	2,681
October	3,806	3,665
November	4,438	4,610
December	5,139	4,976
January	5,718	5,852
February	6,589	6,578
March	7,121	7,219
April	7,678	
May	7,683	
June	7,684	

QUALITY

	Quantity	Base Number	Contract	AT	Region	England
% of FP17s for the same patient ID Re-attending within 3 months - Children	22	476	4.6%	12.5%	13.3%	12.3%
% of FP17s for the same patient ID Re-attending within 3 months - Adults	288	2,484	11.6%	18.0%	17.3%	16.7%
% of FP17s for the same patient ID Re-attending between 3 & 9 months - Children	113	476	23.7%	57.1%	58.9%	57.6%
% of FP17s for the same patient ID Re-attending between 3 & 9 months - Adults	830	2,484	33.4%	50.6%	52.2%	50.1%
% of FP17s for Band 1 Urgent Courses	137	2,754	5.0%	9.8%	9.2%	9.1%
% of FP17s Relating to Free Repair or Replacements	8	2,754	0.3%	1.0%	1.0%	0.8%
% of FP17s Relating to Continuations	50	2,754	1.8%	1.6%	1.4%	1.2%
% of Patients satisfied with the dentistry they have received	14	15	93.3%	93.7%	93.1%	92.8%
% of Patients satisfied with the time they had to wait for an appointment	13	15	86.7%	93.0%	89.5%	88.7%

* This is based on patients treated on this contract for their most recent course of treatment. Figures in italics indicate the base number of FP17s or Patient Questionnaire responses are less than 100. N/A is shown where the base number of responses is less than 10 during the period. % is calculated as Quantity/Base number*100

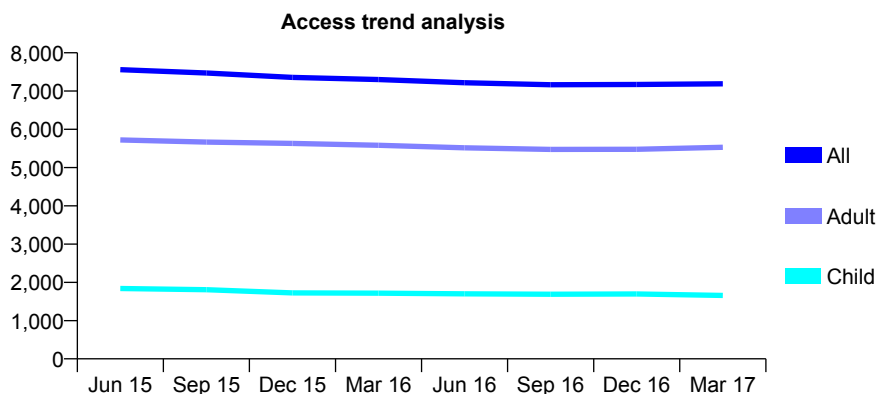
Q44 - Vital Signs At a Glance Contract Report for 811289/0001 - March 2017

Name or company name	MR WD SCOTT
Contract type name	GDS Contract
Purpose of contract	General
Contract start date	01/04/2006
Contract end date	

16/17 Contracted general activity (UDA)	21,992
Carry forward general activity (UDA)	59
16/17 Contracted orthodontic activity (UOA)	0
Carry forward orthodontic activity (UOA)	0
Baseline contract value	£659,795.89

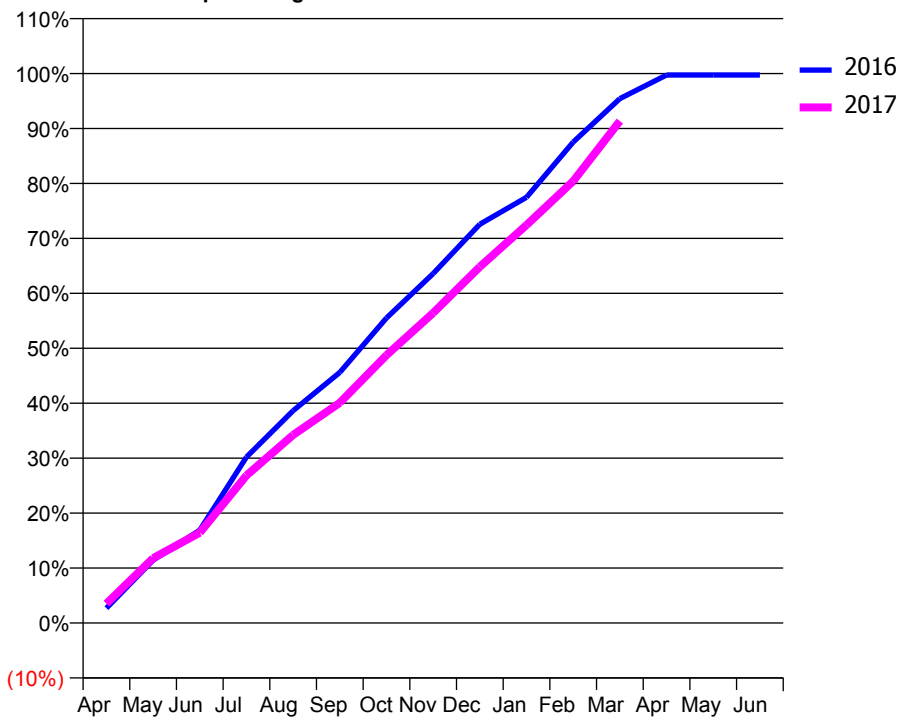
ACCESS*

Patients seen in 24 months	Total	Change since previous quarter
Quarter ending March 2016	7,302	
Quarter ending June 2016	7,218	↓
Quarter ending September 2016	7,164	→
Quarter ending December 2016	7,173	→
Quarter ending March 2017	7,189	→
Variance since March 2016	(1.5%)	↓



ACTIVITY

Cumulative percentage of contracted UDA delivered 2016 & 2017



Adjusted Scheduled Activity (UDA)

Month	2016	2017
April	597	774
May	2,515	2,594
June	3,716	3,617
July	6,639	5,905
August	8,497	7,526
September	10,030	8,815
October	12,207	10,717
November	13,988	12,409
December	15,962	14,259
January	17,035	15,930
February	19,247	17,686
March	20,986	20,091
April	21,931	
May	21,932	
June	21,933	

QUALITY

	Quantity	Base Number	Contract	AT	Region	England
% of FP17s for the same patient ID Re-attending within 3 months - Children	246	2,860	8.6%	12.5%	13.3%	12.3%
% of FP17s for the same patient ID Re-attending within 3 months - Adults	1,494	8,250	18.1%	18.0%	17.3%	16.7%
% of FP17s for the same patient ID Re-attending between 3 & 9 months - Children	1,890	2,860	66.1%	57.1%	58.9%	57.6%
% of FP17s for the same patient ID Re-attending between 3 & 9 months - Adults	4,486	8,250	54.4%	50.6%	52.2%	50.1%
% of FP17s for Band 1 Urgent Courses	1,336	10,623	12.6%	9.8%	9.2%	9.1%
% of FP17s Relating to Free Repair or Replacements	113	10,623	1.1%	1.0%	1.0%	0.8%
% of FP17s Relating to Continuations	129	10,623	1.2%	1.6%	1.4%	1.2%
% of Patients satisfied with the dentistry they have received	20	21	95.2%	93.7%	93.1%	92.8%
% of Patients satisfied with the time they had to wait for an appointment	20	21	95.2%	93.0%	89.5%	88.7%

* This is based on patients treated on this contract for their most recent course of treatment. Figures in italics indicate the base number of FP17s or Patient Questionnaire responses are less than 100. N/A is shown where the base number of responses is less than 10 during the period. % is calculated as Quantity/Base number*100

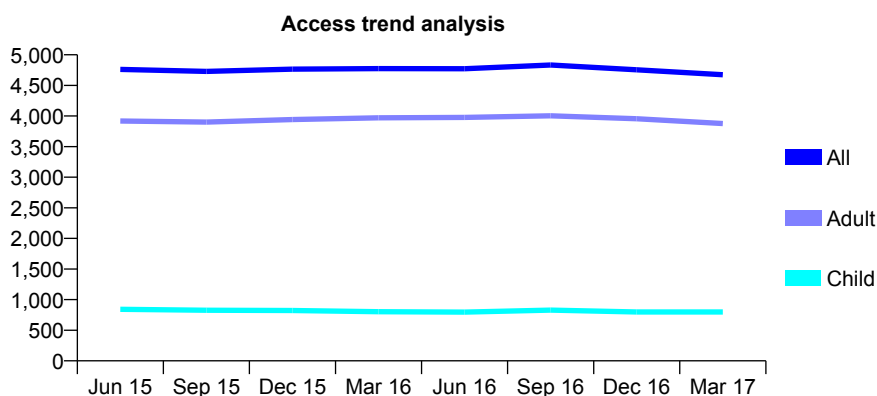
Q44 - Vital Signs At a Glance Contract Report for 812366/0001 - March 2017

Name or company name	MR NJ FORD
Contract type name	GDS Contract
Purpose of contract	General
Contract start date	01/04/2006
Contract end date	

16/17 Contracted general activity (UDA)	11,000
Carry forward general activity (UDA)	0
16/17 Contracted orthodontic activity (UOA)	0
Carry forward orthodontic activity (UOA)	0
Baseline contract value	£243,650.00

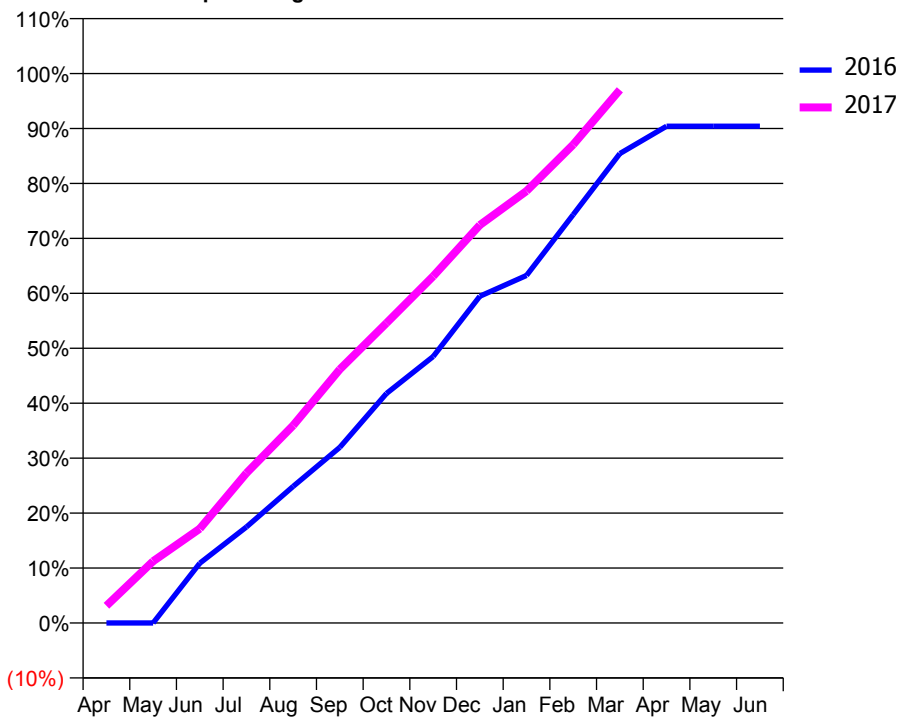
ACCESS*

Patients seen in 24 months	Total	Change since previous quarter
Quarter ending March 2016	4,774	
Quarter ending June 2016	4,773	→
Quarter ending September 2016	4,833	→
Quarter ending December 2016	4,754	↓
Quarter ending March 2017	4,675	↓
Variance since March 2016	(2.1%)	↓



ACTIVITY

Cumulative percentage of contracted UDA delivered 2016 & 2017



QUALITY

	Quantity	Base Number	Contract	AT	Region	England
% of FP17s for the same patient ID Re-attending within 3 months - Children	54	1,092	4.9%	12.5%	13.3%	12.3%
% of FP17s for the same patient ID Re-attending within 3 months - Adults	754	5,812	13.0%	18.0%	17.3%	16.7%
% of FP17s for the same patient ID Re-attending between 3 & 9 months - Children	571	1,092	52.3%	57.1%	58.9%	57.6%
% of FP17s for the same patient ID Re-attending between 3 & 9 months - Adults	3,308	5,812	56.9%	50.6%	52.2%	50.1%
% of FP17s for Band 1 Urgent Courses	787	6,581	12.0%	9.8%	9.2%	9.1%
% of FP17s Relating to Free Repair or Replacements	9	6,581	0.1%	1.0%	1.0%	0.8%
% of FP17s Relating to Continuations	89	6,581	1.4%	1.6%	1.4%	1.2%
% of Patients satisfied with the dentistry they have received	17	19	89.5%	93.7%	93.1%	92.8%
% of Patients satisfied with the time they had to wait for an appointment	17	19	89.5%	93.0%	89.5%	88.7%

* This is based on patients treated on this contract for their most recent course of treatment. Figures in italics indicate the base number of FP17s or Patient Questionnaire responses are less than 100. N/A is shown where the base number of responses is less than 10 during the period. % is calculated as Quantity/Base number*100

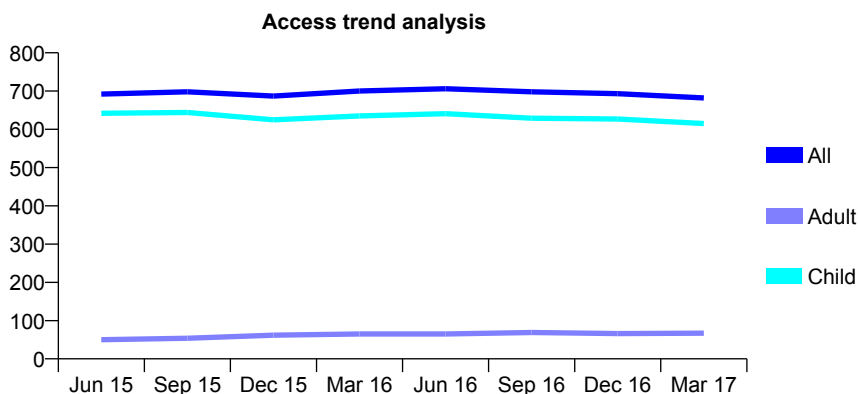
Q44 - Vital Signs At a Glance Contract Report for 812528/0001 - March 2017

Name or company name	MR PM DIGBY
Contract type name	GDS Contract
Purpose of contract	General
Contract start date	01/04/2006
Contract end date	

16/17 Contracted general activity (UDA)	1,600
Carry forward general activity (UDA)	0
16/17 Contracted orthodontic activity (UOA)	0
Carry forward orthodontic activity (UOA)	0
Baseline contract value	£36,340.46

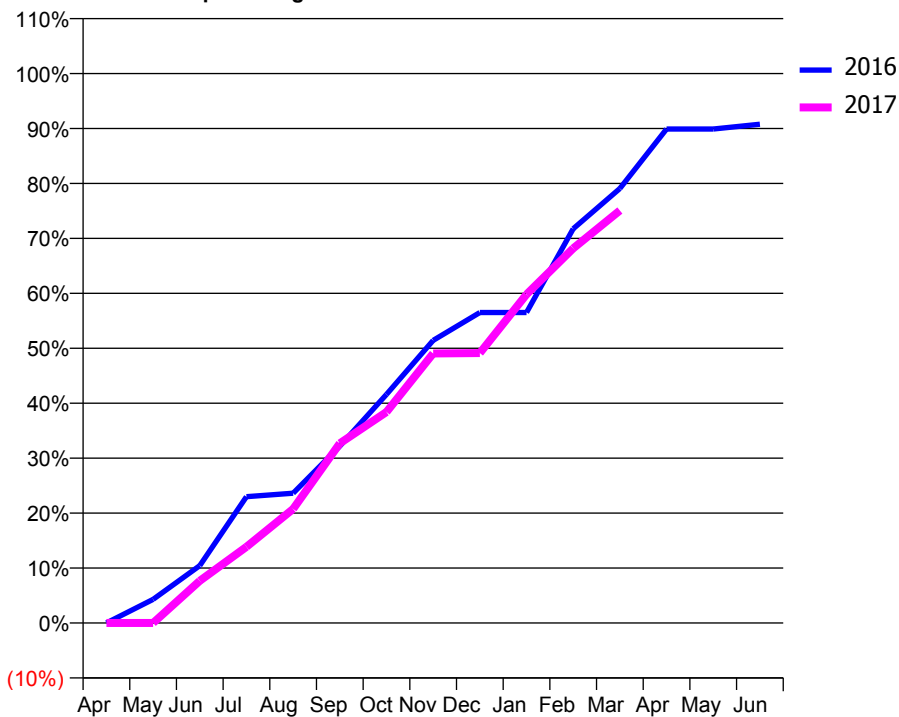
ACCESS*

Patients seen in 24 months	Total	Change since previous quarter
Quarter ending March 2016	700	
Quarter ending June 2016	706	→
Quarter ending September 2016	698	↓
Quarter ending December 2016	693	→
Quarter ending March 2017	682	↓
Variance since March 2016	(2.6%)	↓



ACTIVITY

Cumulative percentage of contracted UDA delivered 2016 & 2017



Month	Adjusted Scheduled Activity (UDA)	
	2016	2017
April	0	0
May	69	0
June	167	123
July	368	222
August	378	332
September	515	523
October	666	615
November	823	785
December	904	786
January	904	957
February	1,148	1,091
March	1,265	1,201
April	1,438	
May	1,438	
June	1,452	

QUALITY

	Quantity	Base Number	Contract	AT	Region	England
% of FP17s for the same patient ID Re-attending within 3 months - Children	51	1,068	4.8%	12.5%	13.3%	12.3%
% of FP17s for the same patient ID Re-attending within 3 months - Adults	0	0	N/A	18.0%	17.3%	16.7%
% of FP17s for the same patient ID Re-attending between 3 & 9 months - Children	766	1,068	71.7%	57.1%	58.9%	57.6%
% of FP17s for the same patient ID Re-attending between 3 & 9 months - Adults	0	0	N/A	50.6%	52.2%	50.1%
% of FP17s for Band 1 Urgent Courses	34	918	3.7%	9.8%	9.2%	9.1%
% of FP17s Relating to Free Repair or Replacements	0	918	0.0%	1.0%	1.0%	0.8%
% of FP17s Relating to Continuations	0	918	0.0%	1.6%	1.4%	1.2%
% of Patients satisfied with the dentistry they have received	1	1	N/A	93.7%	93.1%	92.8%
% of Patients satisfied with the time they had to wait for an appointment	1	1	N/A	93.0%	89.5%	88.7%

* This is based on patients treated on this contract for their most recent course of treatment. Figures in italics indicate the base number of FP17s or Patient Questionnaire responses are less than 100. N/A is shown where the base number of responses is less than 10 during the period. % is calculated as Quantity/Base number*100

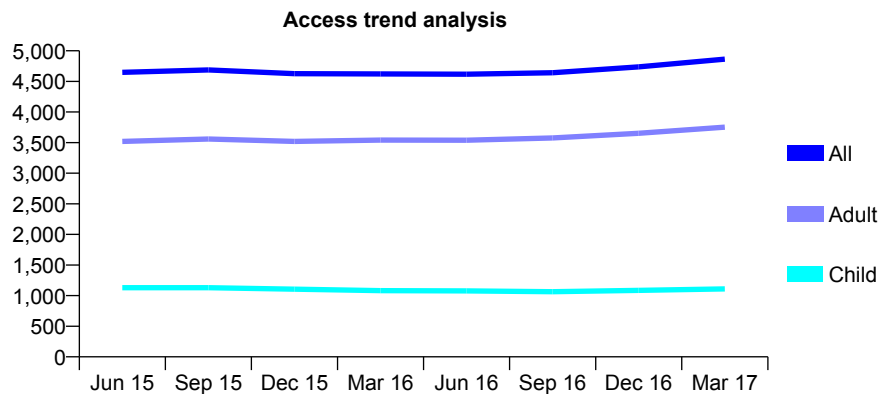
Q44 - Vital Signs At a Glance Contract Report for 813397/0001 - March 2017

Name or company name	MR MP MEREDITH
Contract type name	GDS Contract
Purpose of contract	General
Contract start date	01/04/2006
Contract end date	

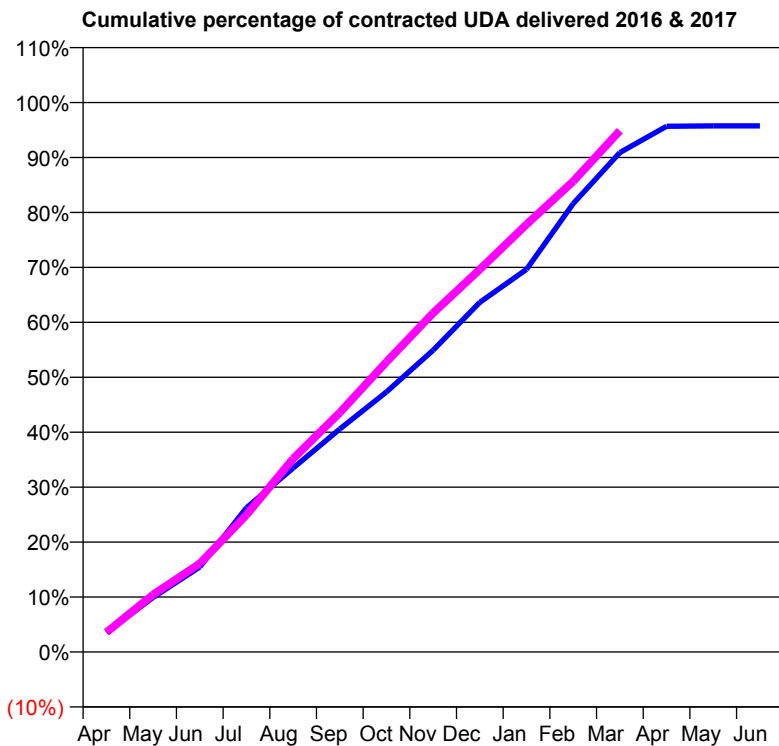
16/17 Contracted general activity (UDA)	13,200
Carry forward general activity (UDA)	0
16/17 Contracted orthodontic activity (UOA)	0
Carry forward orthodontic activity (UOA)	0
Baseline contract value	£348,825.35

ACCESS*

Patients seen in 24 months	Total	Change since previous quarter
Quarter ending March 2016	4,623	
Quarter ending June 2016	4,617	→
Quarter ending September 2016	4,641	→
Quarter ending December 2016	4,738	↑
Quarter ending March 2017	4,863	↑
Variance since March 2016	5.2%	↑



ACTIVITY



Month	Adjusted Scheduled Activity (UDA)	
	2016	2017
April	466	472
May	1,311	1,380
June	2,041	2,126
July	3,465	3,293
August	4,419	4,642
September	5,357	5,751
October	6,247	6,970
November	7,251	8,145
December	8,401	9,192
January	9,192	10,270
February	10,772	11,307
March	11,996	12,524
April	12,629	
May	12,638	
June	12,639	

QUALITY

	Quantity	Base Number	Contract	AT	Region	England
% of FP17s for the same patient ID Re-attending within 3 months - Children	186	1,770	10.5%	12.5%	13.3%	12.3%
% of FP17s for the same patient ID Re-attending within 3 months - Adults	1,115	5,637	19.8%	18.0%	17.3%	16.7%
% of FP17s for the same patient ID Re-attending between 3 & 9 months - Children	1,044	1,770	59.0%	57.1%	58.9%	57.6%
% of FP17s for the same patient ID Re-attending between 3 & 9 months - Adults	2,672	5,637	47.4%	50.6%	52.2%	50.1%
% of FP17s for Band 1 Urgent Courses	516	7,059	7.3%	9.8%	9.2%	9.1%
% of FP17s Relating to Free Repair or Replacements	110	7,059	1.6%	1.0%	1.0%	0.8%
% of FP17s Relating to Continuations	113	7,059	1.6%	1.6%	1.4%	1.2%
% of Patients satisfied with the dentistry they have received	8	9	N/A	93.7%	93.1%	92.8%
% of Patients satisfied with the time they had to wait for an appointment	9	9	N/A	93.0%	89.5%	88.7%

* This is based on patients treated on this contract for their most recent course of treatment. Figures in italics indicate the base number of FP17s or Patient Questionnaire responses are less than 100. N/A is shown where the base number of responses is less than 10 during the period. % is calculated as Quantity/Base number*100

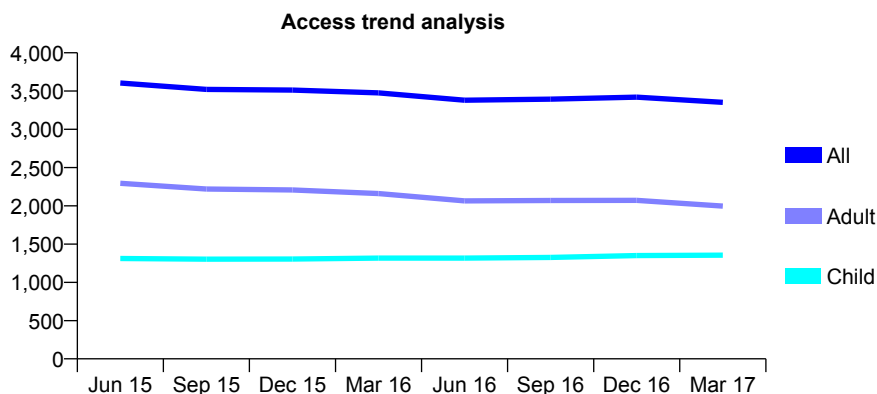
Q44 - Vital Signs At a Glance Contract Report for 813540/0001 - March 2017

Name or company name	MR PD SHERRARD
Contract type name	GDS Contract
Purpose of contract	General
Contract start date	01/04/2006
Contract end date	

16/17 Contracted general activity (UDA)	9,000
Carry forward general activity (UDA)	0
16/17 Contracted orthodontic activity (UOA)	0
Carry forward orthodontic activity (UOA)	0
Baseline contract value	£259,955.37

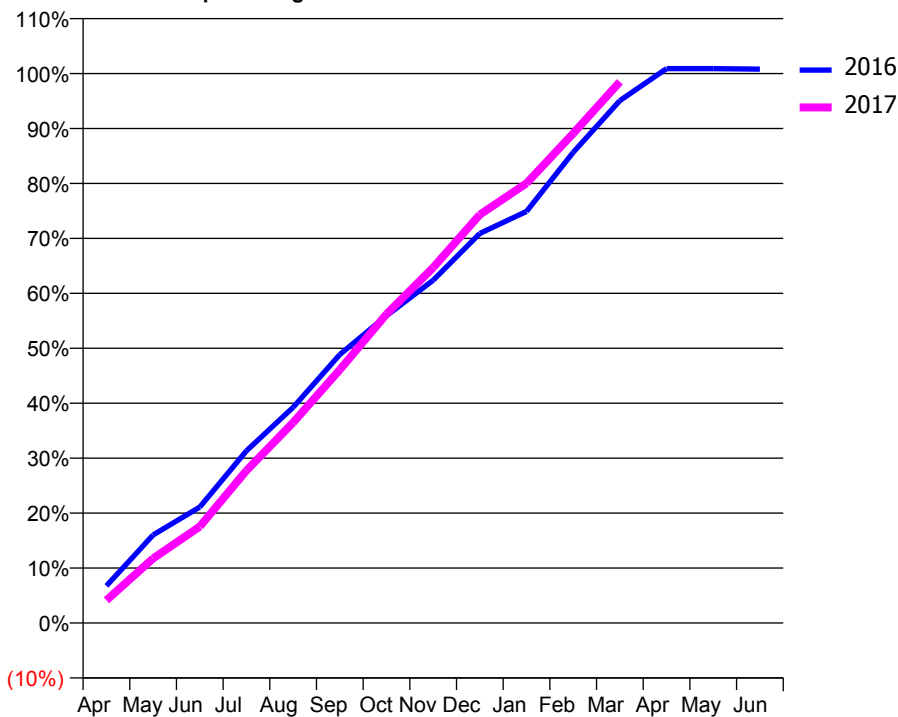
ACCESS*

Patients seen in 24 months	Total	Change since previous quarter
Quarter ending March 2016	3,476	
Quarter ending June 2016	3,381	↓
Quarter ending September 2016	3,395	→
Quarter ending December 2016	3,421	→
Quarter ending March 2017	3,352	↓
Variance since March 2016	(3.6%)	↓



ACTIVITY

Cumulative percentage of contracted UDA delivered 2016 & 2017



Month	Adjusted Scheduled Activity (UDA)	
	2016	2017
April	609	371
May	1,442	1,059
June	1,898	1,579
July	2,821	2,497
August	3,533	3,285
September	4,398	4,149
October	5,034	5,060
November	5,615	5,822
December	6,380	6,690
January	6,740	7,201
February	7,709	8,018
March	8,557	8,865
April	9,080	
May	9,080	
June	9,071	

QUALITY

	Quantity	Base Number	Contract	AT	Region	England
% of FP17s for the same patient ID Re-attending within 3 months - Children	152	1,752	8.7%	12.5%	13.3%	12.3%
% of FP17s for the same patient ID Re-attending within 3 months - Adults	358	2,167	16.5%	18.0%	17.3%	16.7%
% of FP17s for the same patient ID Re-attending between 3 & 9 months - Children	806	1,752	46.0%	57.1%	58.9%	57.6%
% of FP17s for the same patient ID Re-attending between 3 & 9 months - Adults	665	2,167	30.7%	50.6%	52.2%	50.1%
% of FP17s for Band 1 Urgent Courses	578	3,766	15.3%	9.8%	9.2%	9.1%
% of FP17s Relating to Free Repair or Replacements	5	3,766	0.1%	1.0%	1.0%	0.8%
% of FP17s Relating to Continuations	12	3,766	0.3%	1.6%	1.4%	1.2%
% of Patients satisfied with the dentistry they have received	6	6	N/A	93.7%	93.1%	92.8%
% of Patients satisfied with the time they had to wait for an appointment	6	6	N/A	93.0%	89.5%	88.7%

* This is based on patients treated on this contract for their most recent course of treatment. Figures in italics indicate the base number of FP17s or Patient Questionnaire responses are less than 100. N/A is shown where the base number of responses is less than 10 during the period. % is calculated as Quantity/Base number*100

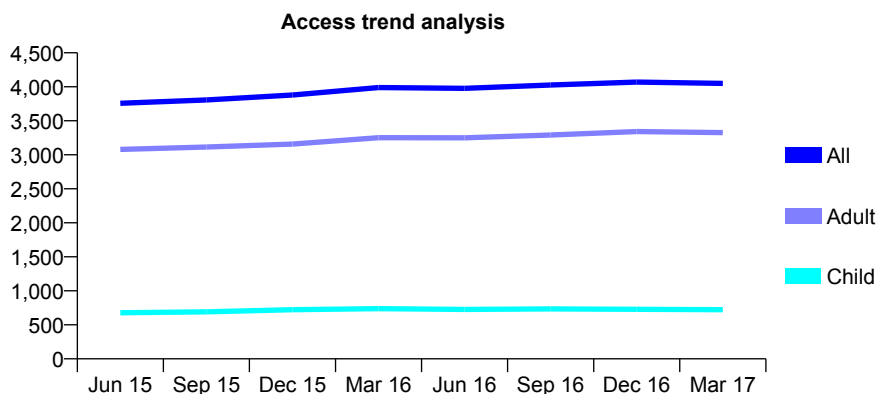
Q44 - Vital Signs At a Glance Contract Report for 815489/0001 - March 2017

Name or company name	MR JS HIBBERT
Contract type name	GDS Contract
Purpose of contract	General
Contract start date	01/04/2006
Contract end date	

16/17 Contracted general activity (UDA)	11,380
Carry forward general activity (UDA)	0
16/17 Contracted orthodontic activity (UOA)	0
Carry forward orthodontic activity (UOA)	0
Baseline contract value	£323,197.92

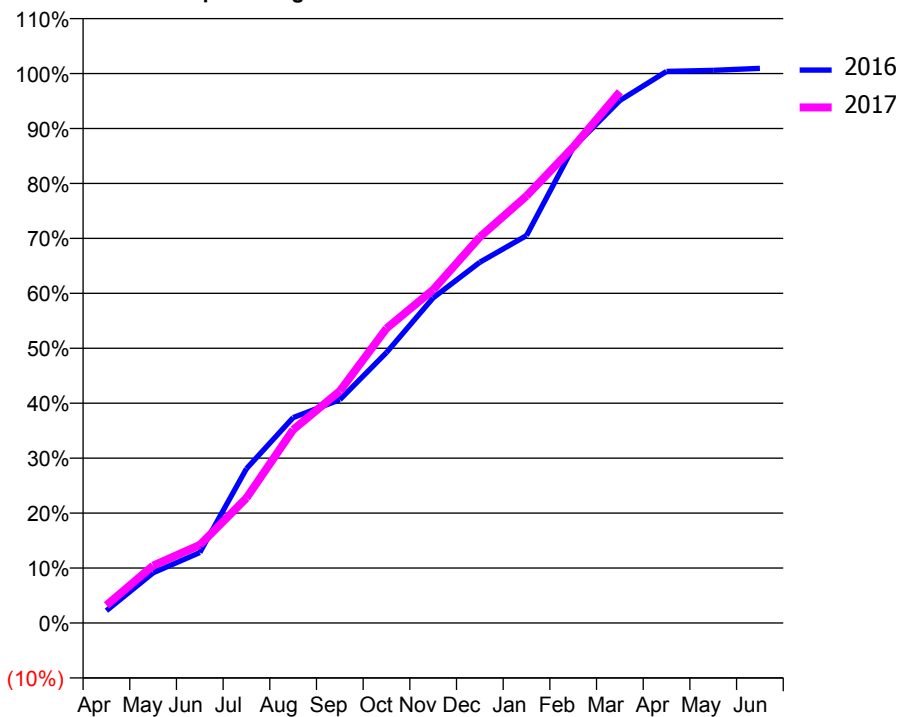
ACCESS*

Patients seen in 24 months	Total	Change since previous quarter
Quarter ending March 2016	3,990	
Quarter ending June 2016	3,977	→
Quarter ending September 2016	4,027	→
Quarter ending December 2016	4,070	→
Quarter ending March 2017	4,050	→
Variance since March 2016	1.5%	→



ACTIVITY

Cumulative percentage of contracted UDA delivered 2016 & 2017



Month	Adjusted Scheduled Activity (UDA)	
	2016	2017
April	256	368
May	1,040	1,188
June	1,460	1,617
July	3,196	2,588
August	4,255	4,002
September	4,624	4,804
October	5,601	6,101
November	6,733	6,902
December	7,472	7,993
January	8,023	8,843
February	9,849	9,858
March	10,822	11,001
April	11,425	
May	11,447	
June	11,487	

QUALITY

	Quantity	Base Number	Contract	AT	Region	England
% of FP17s for the same patient ID Re-attending within 3 months - Children	104	1,160	9.0%	12.5%	13.3%	12.3%
% of FP17s for the same patient ID Re-attending within 3 months - Adults	540	4,221	12.8%	18.0%	17.3%	16.7%
% of FP17s for the same patient ID Re-attending between 3 & 9 months - Children	741	1,160	63.9%	57.1%	58.9%	57.6%
% of FP17s for the same patient ID Re-attending between 3 & 9 months - Adults	1,674	4,221	39.7%	50.6%	52.2%	50.1%
% of FP17s for Band 1 Urgent Courses	489	5,107	9.6%	9.8%	9.2%	9.1%
% of FP17s Relating to Free Repair or Replacements	25	5,107	0.5%	1.0%	1.0%	0.8%
% of FP17s Relating to Continuations	56	5,107	1.1%	1.6%	1.4%	1.2%
% of Patients satisfied with the dentistry they have received	13	13	100.0%	93.7%	93.1%	92.8%
% of Patients satisfied with the time they had to wait for an appointment	13	13	100.0%	93.0%	89.5%	88.7%

* This is based on patients treated on this contract for their most recent course of treatment. Figures in italics indicate the base number of FP17s or Patient Questionnaire responses are less than 100. N/A is shown where the base number of responses is less than 10 during the period. % is calculated as Quantity/Base number*100

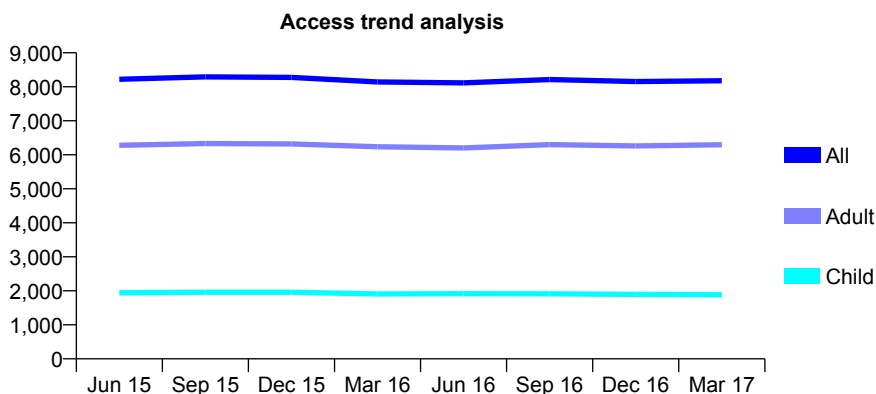
Q44 - Vital Signs At a Glance Contract Report for 826588/0001 - March 2017

Name or company name	MR MA SIMPSON
Contract type name	GDS Contract
Purpose of contract	General
Contract start date	01/04/2006
Contract end date	

16/17 Contracted general activity (UDA)	22,295
Carry forward general activity (UDA)	0
16/17 Contracted orthodontic activity (UOA)	0
Carry forward orthodontic activity (UOA)	0
Baseline contract value	£556,053.07

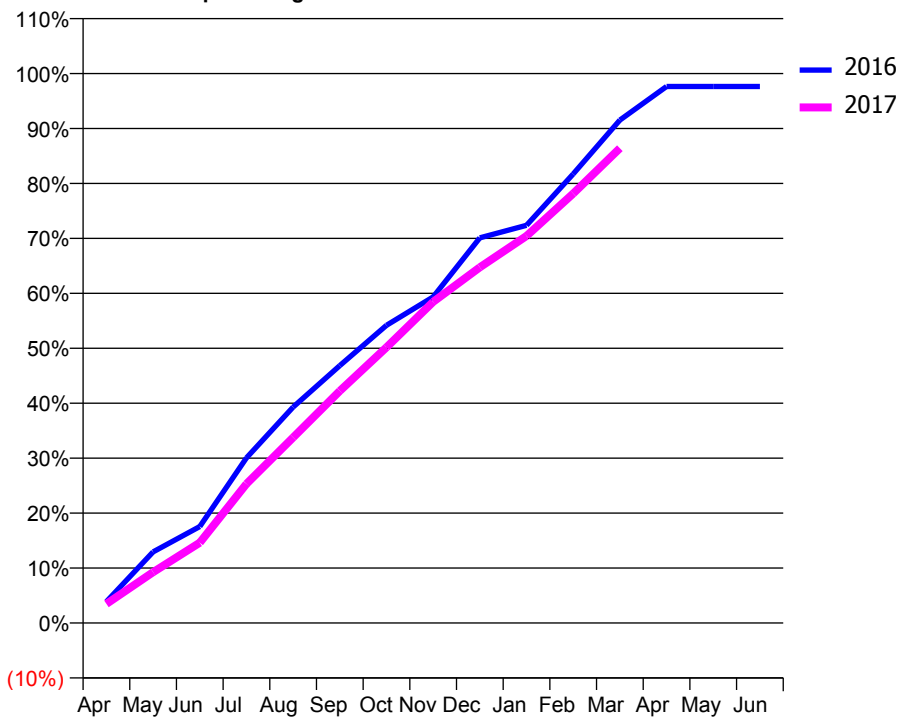
ACCESS*

Patients seen in 24 months	Total	Change since previous quarter
Quarter ending March 2016	8,144	
Quarter ending June 2016	8,115	→
Quarter ending September 2016	8,212	→
Quarter ending December 2016	8,156	→
Quarter ending March 2017	8,178	→
Variance since March 2016	0.4%	→



ACTIVITY

Cumulative percentage of contracted UDA delivered 2016 & 2017



Month	Adjusted Scheduled Activity (UDA)	
	2016	2017
April	868	777
May	2,884	2,064
June	3,917	3,259
July	6,700	5,648
August	8,759	7,526
September	10,446	9,416
October	12,081	11,188
November	13,232	13,028
December	15,627	14,433
January	16,137	15,702
February	18,222	17,424
March	20,406	19,264
April	21,767	
May	21,767	
June	21,767	

QUALITY

	Quantity	Base Number	Contract	AT	Region	England
% of FP17s for the same patient ID Re-attending within 3 months - Children	227	3,022	7.5%	12.5%	13.3%	12.3%
% of FP17s for the same patient ID Re-attending within 3 months - Adults	1,600	9,293	17.2%	18.0%	17.3%	16.7%
% of FP17s for the same patient ID Re-attending between 3 & 9 months - Children	1,791	3,022	59.3%	57.1%	58.9%	57.6%
% of FP17s for the same patient ID Re-attending between 3 & 9 months - Adults	4,479	9,293	48.2%	50.6%	52.2%	50.1%
% of FP17s for Band 1 Urgent Courses	1,871	11,637	16.1%	9.8%	9.2%	9.1%
% of FP17s Relating to Free Repair or Replacements	79	11,637	0.7%	1.0%	1.0%	0.8%
% of FP17s Relating to Continuations	116	11,637	1.0%	1.6%	1.4%	1.2%
% of Patients satisfied with the dentistry they have received	9	9	N/A	93.7%	93.1%	92.8%
% of Patients satisfied with the time they had to wait for an appointment	6	9	N/A	93.0%	89.5%	88.7%

* This is based on patients treated on this contract for their most recent course of treatment. Figures in italics indicate the base number of FP17s or Patient Questionnaire responses are less than 100. N/A is shown where the base number of responses is less than 10 during the period. % is calculated as Quantity/Base number*100

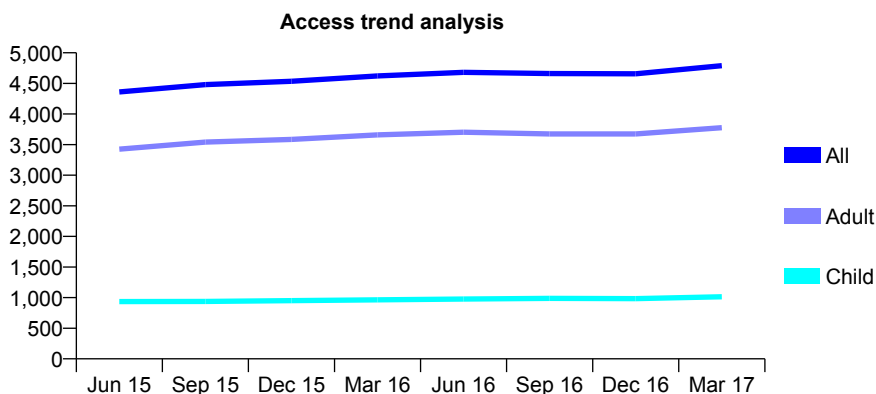
Q44 - Vital Signs At a Glance Contract Report for 826588/0002 - March 2017

Name or company name	MR MA SIMPSON
Contract type name	GDS Contract
Purpose of contract	General
Contract start date	01/07/2007
Contract end date	

16/17 Contracted general activity (UDA)	15,392
Carry forward general activity (UDA)	0
16/17 Contracted orthodontic activity (UOA)	0
Carry forward orthodontic activity (UOA)	0
Baseline contract value	£359,215.20

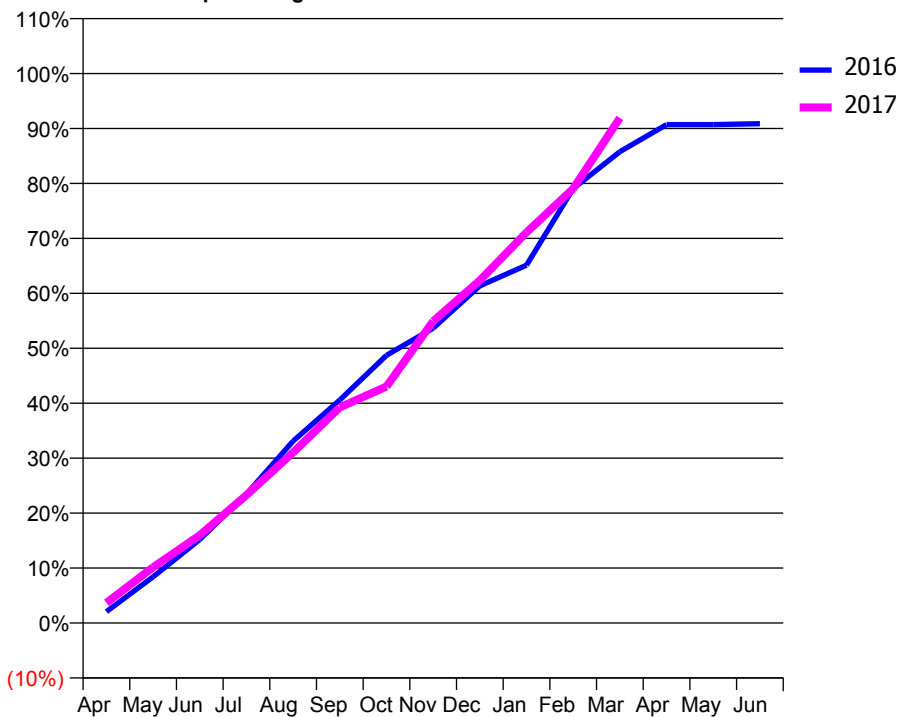
ACCESS*

Patients seen in 24 months	Total	Change since previous quarter
Quarter ending March 2016	4,621	
Quarter ending June 2016	4,680	→
Quarter ending September 2016	4,662	→
Quarter ending December 2016	4,657	→
Quarter ending March 2017	4,790	↑
Variance since March 2016	3.7%	↑



ACTIVITY

Cumulative percentage of contracted UDA delivered 2016 & 2017



Month	Adjusted Scheduled Activity (UDA)	
	2016	2017
April	321	567
May	1,295	1,564
June	2,339	2,459
July	3,612	3,584
August	5,097	4,780
September	6,245	6,042
October	7,498	6,624
November	8,260	8,456
December	9,444	9,599
January	10,022	10,944
February	12,166	12,166
March	13,202	14,146
April	13,959	
May	13,959	
June	13,985	

QUALITY

	Quantity	Base Number	Contract	AT	Region	England
% of FP17s for the same patient ID Re-attending within 3 months - Children	150	1,671	9.0%	12.5%	13.3%	12.3%
% of FP17s for the same patient ID Re-attending within 3 months - Adults	940	5,795	16.2%	18.0%	17.3%	16.7%
% of FP17s for the same patient ID Re-attending between 3 & 9 months - Children	1,032	1,671	61.8%	57.1%	58.9%	57.6%
% of FP17s for the same patient ID Re-attending between 3 & 9 months - Adults	3,356	5,795	57.9%	50.6%	52.2%	50.1%
% of FP17s for Band 1 Urgent Courses	788	7,083	11.1%	9.8%	9.2%	9.1%
% of FP17s Relating to Free Repair or Replacements	48	7,083	0.7%	1.0%	1.0%	0.8%
% of FP17s Relating to Continuations	99	7,083	1.4%	1.6%	1.4%	1.2%
% of Patients satisfied with the dentistry they have received	11	11	100.0%	93.7%	93.1%	92.8%
% of Patients satisfied with the time they had to wait for an appointment	10	11	90.9%	93.0%	89.5%	88.7%

* This is based on patients treated on this contract for their most recent course of treatment. Figures in italics indicate the base number of FP17s or Patient Questionnaire responses are less than 100. N/A is shown where the base number of responses is less than 10 during the period. % is calculated as Quantity/Base number*100

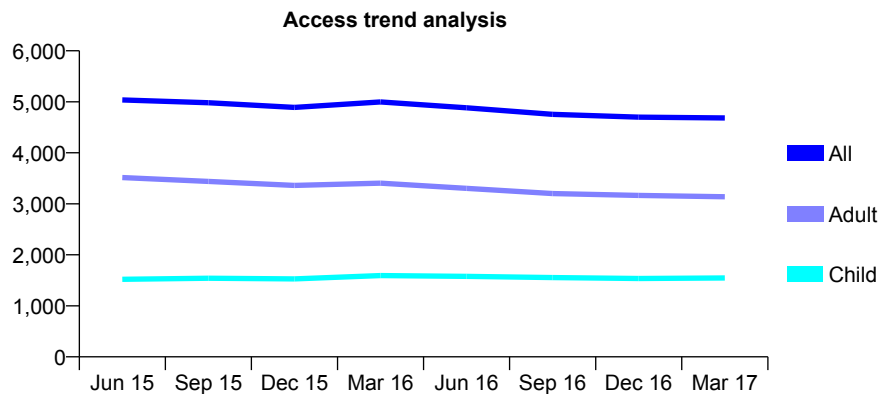
Q44 - Vital Signs At a Glance Contract Report for 840777/0001 - March 2017

Name or company name	MRS NA COPPOCK
Contract type name	GDS Contract
Purpose of contract	General
Contract start date	01/04/2006
Contract end date	

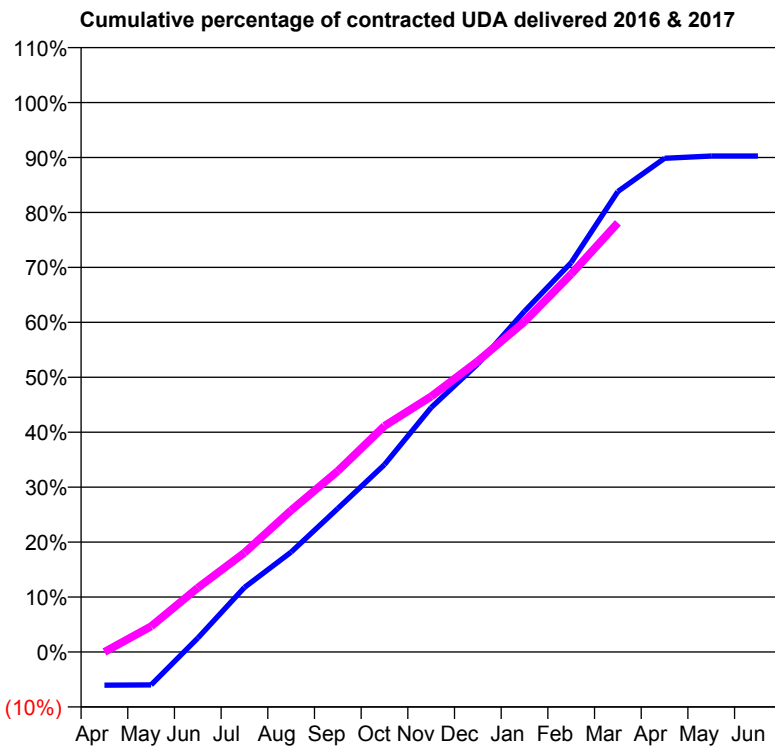
16/17 Contracted general activity (UDA)	14,752
Carry forward general activity (UDA)	0
16/17 Contracted orthodontic activity (UOA)	0
Carry forward orthodontic activity (UOA)	0
Baseline contract value	£350,163.51

ACCESS*

Patients seen in 24 months	Total	Change since previous quarter
Quarter ending March 2016	4,998	
Quarter ending June 2016	4,882	↓
Quarter ending September 2016	4,755	↓
Quarter ending December 2016	4,699	↓
Quarter ending March 2017	4,684	→
Variance since March 2016	(6.3%)	↓



ACTIVITY



Month	Adjusted Scheduled Activity (UDA)	
	2016	2017
April	-893	0
May	-887	688
June	374	1,724
July	1,734	2,666
August	2,683	3,805
September	3,853	4,861
October	5,032	6,069
November	6,563	6,862
December	7,735	7,811
January	9,150	8,870
February	10,456	10,148
March	12,364	11,521
April	13,256	
May	13,314	
June	13,314	

QUALITY

	Quantity	Base Number	Contract	AT	Region	England
% of FP17s for the same patient ID Re-attending within 3 months - Children	172	2,131	8.1%	12.5%	13.3%	12.3%
% of FP17s for the same patient ID Re-attending within 3 months - Adults	854	4,446	19.2%	18.0%	17.3%	16.7%
% of FP17s for the same patient ID Re-attending between 3 & 9 months - Children	1,331	2,131	62.5%	57.1%	58.9%	57.6%
% of FP17s for the same patient ID Re-attending between 3 & 9 months - Adults	2,556	4,446	57.5%	50.6%	52.2%	50.1%
% of FP17s for Band 1 Urgent Courses	449	6,115	7.3%	9.8%	9.2%	9.1%
% of FP17s Relating to Free Repair or Replacements	107	6,115	1.7%	1.0%	1.0%	0.8%
% of FP17s Relating to Continuations	207	6,115	3.4%	1.6%	1.4%	1.2%
% of Patients satisfied with the dentistry they have received	6	7	N/A	93.7%	93.1%	92.8%
% of Patients satisfied with the time they had to wait for an appointment	5	7	N/A	93.0%	89.5%	88.7%

* This is based on patients treated on this contract for their most recent course of treatment. Figures in italics indicate the base number of FP17s or Patient Questionnaire responses are less than 100. N/A is shown where the base number of responses is less than 10 during the period. % is calculated as Quantity/Base number*100

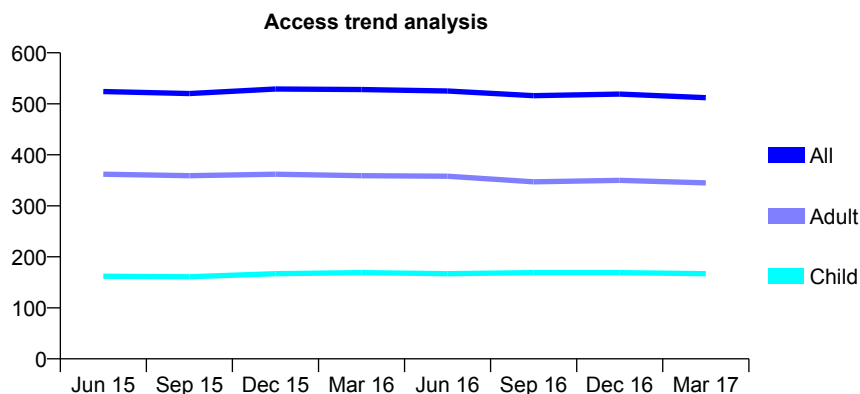
Q44 - Vital Signs At a Glance Contract Report for 843970/0001 - March 2017

Name or company name	MR DM FAGAN-DOUGLAS
Contract type name	GDS Contract
Purpose of contract	General
Contract start date	01/06/2008
Contract end date	

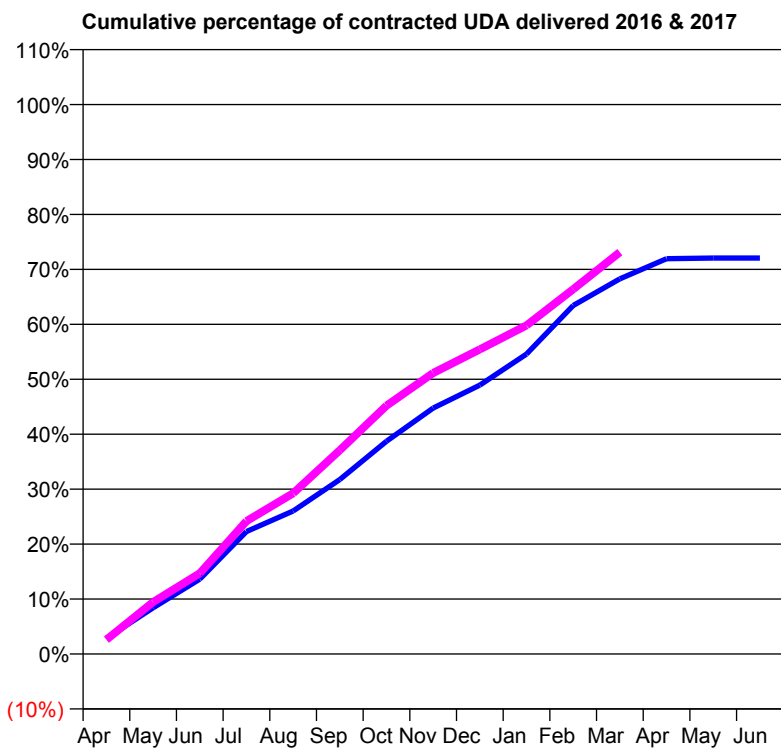
16/17 Contracted general activity (UDA)	2,352
Carry forward general activity (UDA)	0
16/17 Contracted orthodontic activity (UOA)	0
Carry forward orthodontic activity (UOA)	0
Baseline contract value	£58,882.23

ACCESS*

Patients seen in 24 months	Total	Change since previous quarter
Quarter ending March 2016	528	
Quarter ending June 2016	525	→
Quarter ending September 2016	516	↓
Quarter ending December 2016	519	→
Quarter ending March 2017	512	↓
Variance since March 2016	(3.0%)	↓



ACTIVITY



Month	Adjusted Scheduled Activity (UDA)	
	2016	2017
April	67	61
May	198	222
June	320	346
July	524	569
August	612	688
September	747	872
October	911	1,063
November	1,053	1,203
December	1,151	1,304
January	1,284	1,407
February	1,492	1,561
March	1,606	1,720
April	1,692	
May	1,695	
June	1,695	

QUALITY

	Quantity	Base Number	Contract	AT	Region	England
% of FP17s for the same patient ID Re-attending within 3 months - Children	21	237	8.9%	12.5%	13.3%	12.3%
% of FP17s for the same patient ID Re-attending within 3 months - Adults	135	590	22.9%	18.0%	17.3%	16.7%
% of FP17s for the same patient ID Re-attending between 3 & 9 months - Children	137	237	57.8%	57.1%	58.9%	57.6%
% of FP17s for the same patient ID Re-attending between 3 & 9 months - Adults	341	590	57.8%	50.6%	52.2%	50.1%
% of FP17s for Band 1 Urgent Courses	31	786	3.9%	9.8%	9.2%	9.1%
% of FP17s Relating to Free Repair or Replacements	14	786	1.8%	1.0%	1.0%	0.8%
% of FP17s Relating to Continuations	27	786	3.4%	1.6%	1.4%	1.2%
% of Patients satisfied with the dentistry they have received	0	0	N/A	93.7%	93.1%	92.8%
% of Patients satisfied with the time they had to wait for an appointment	0	0	N/A	93.0%	89.5%	88.7%

* This is based on patients treated on this contract for their most recent course of treatment. Figures in italics indicate the base number of FP17s or Patient Questionnaire responses are less than 100. N/A is shown where the base number of responses is less than 10 during the period. % is calculated as Quantity/Base number*100

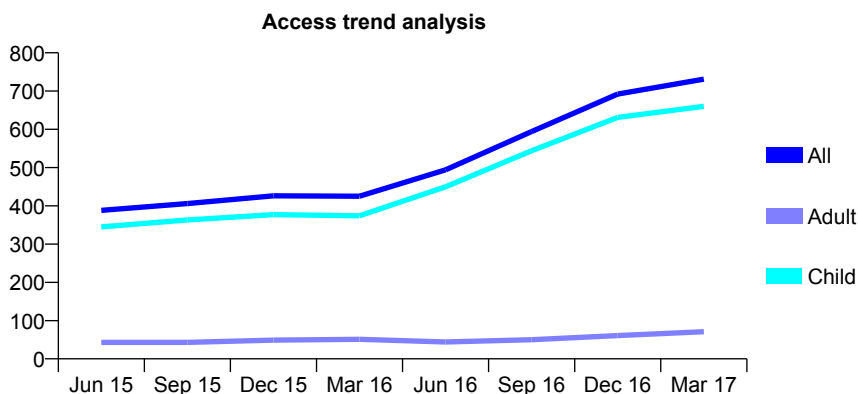
Q44 - Vital Signs At a Glance Contract Report for 859893/0001 - March 2017

Name or company name	MR CP CALDWELL
Contract type name	PDS Contract
Purpose of contract	General
Contract start date	01/04/2008
Contract end date	31/03/2018

16/17 Contracted general activity (UDA)	1,480
Carry forward general activity (UDA)	0
16/17 Contracted orthodontic activity (UOA)	0
Carry forward orthodontic activity (UOA)	0
Baseline contract value	£34,543.18

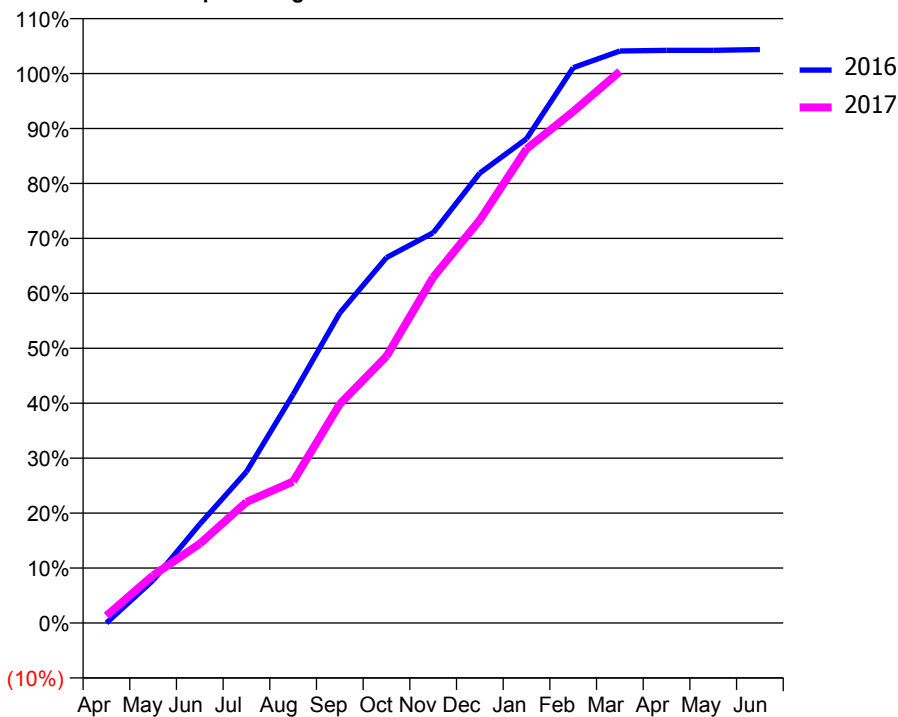
ACCESS*

Patients seen in 24 months	Total	Change since previous quarter
Quarter ending March 2016	425	
Quarter ending June 2016	494	↑
Quarter ending September 2016	594	↑
Quarter ending December 2016	692	↑
Quarter ending March 2017	731	↑
Variance since March 2016	72.0%	↑



ACTIVITY

Cumulative percentage of contracted UDA delivered 2016 & 2017



Month	Adjusted Scheduled Activity (UDA)	
	2016	2017
April	0	19
May	58	128
June	133	214
July	204	326
August	308	381
September	418	590
October	492	718
November	526	931
December	606	1,086
January	652	1,277
February	748	1,377
March	770	1,486
April	771	
May	771	
June	772	

QUALITY

	Quantity	Base Number	Contract	AT	Region	England
% of FP17s for the same patient ID Re-attending within 3 months - Children	86	1,005	8.6%	12.5%	13.3%	12.3%
% of FP17s for the same patient ID Re-attending within 3 months - Adults	4	40	10.0%	18.0%	17.3%	16.7%
% of FP17s for the same patient ID Re-attending between 3 & 9 months - Children	418	1,005	41.6%	57.1%	58.9%	57.6%
% of FP17s for the same patient ID Re-attending between 3 & 9 months - Adults	18	40	45.0%	50.6%	52.2%	50.1%
% of FP17s for Band 1 Urgent Courses	67	1,041	6.4%	9.8%	9.2%	9.1%
% of FP17s Relating to Free Repair or Replacements	0	1,041	0.0%	1.0%	1.0%	0.8%
% of FP17s Relating to Continuations	1	1,041	0.1%	1.6%	1.4%	1.2%
% of Patients satisfied with the dentistry they have received	0	0	N/A	93.7%	93.1%	92.8%
% of Patients satisfied with the time they had to wait for an appointment	0	0	N/A	93.0%	89.5%	88.7%

* This is based on patients treated on this contract for their most recent course of treatment. Figures in italics indicate the base number of FP17s or Patient Questionnaire responses are less than 100. N/A is shown where the base number of responses is less than 10 during the period. % is calculated as Quantity/Base number*100

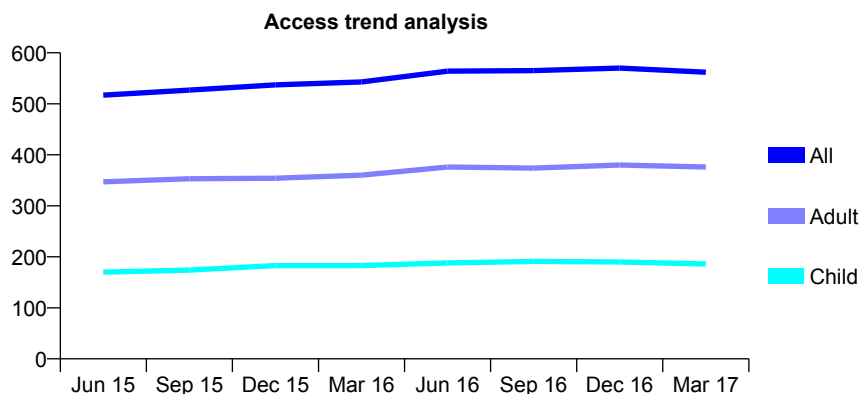
Q44 - Vital Signs At a Glance Contract Report for 861928/0001 - March 2017

Name or company name	MR PA FARRELL
Contract type name	GDS Contract
Purpose of contract	General
Contract start date	01/10/2006
Contract end date	

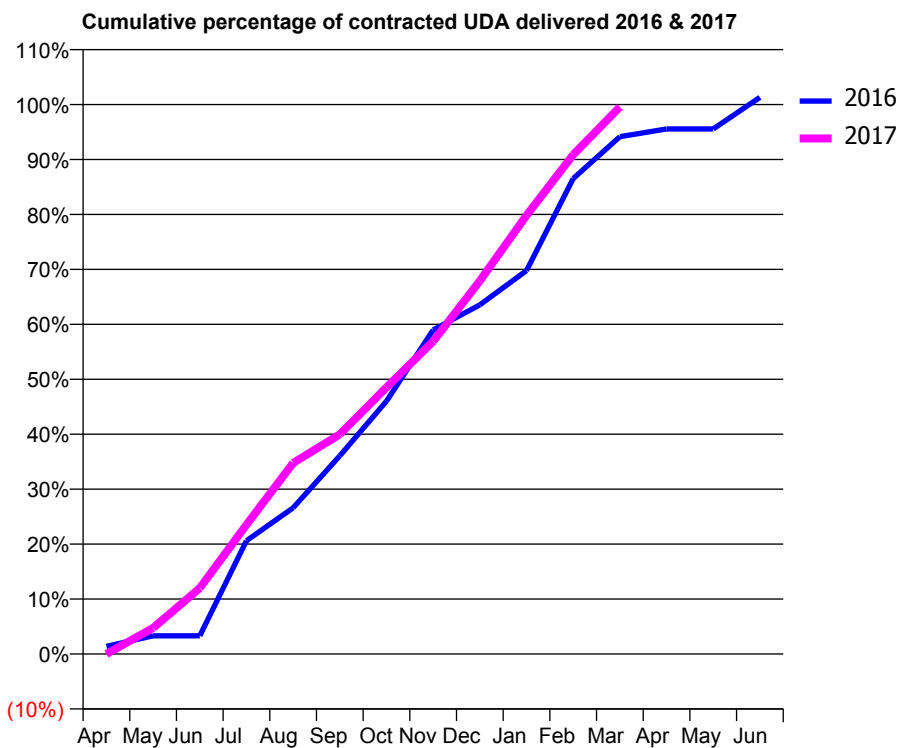
16/17 Contracted general activity (UDA)	1,081
Carry forward general activity (UDA)	0
16/17 Contracted orthodontic activity (UOA)	0
Carry forward orthodontic activity (UOA)	0
Baseline contract value	£29,254.06

ACCESS*

Patients seen in 24 months	Total	Change since previous quarter
Quarter ending March 2016	543	
Quarter ending June 2016	564	↑
Quarter ending September 2016	565	→
Quarter ending December 2016	570	→
Quarter ending March 2017	562	↓
Variance since March 2016	3.5%	↑



ACTIVITY



Month	Adjusted Scheduled Activity (UDA)	
	2016	2017
April	15	0
May	36	51
June	36	130
July	223	254
August	288	376
September	390	432
October	498	524
November	638	615
December	687	734
January	754	863
February	935	982
March	1,018	1,076
April	1,033	
May	1,033	
June	1,095	

QUALITY

	Quantity	Base Number	Contract	AT	Region	England
% of FP17s for the same patient ID Re-attending within 3 months - Children	11	274	4.0%	12.5%	13.3%	12.3%
% of FP17s for the same patient ID Re-attending within 3 months - Adults	52	486	10.7%	18.0%	17.3%	16.7%
% of FP17s for the same patient ID Re-attending between 3 & 9 months - Children	154	274	56.2%	57.1%	58.9%	57.6%
% of FP17s for the same patient ID Re-attending between 3 & 9 months - Adults	278	486	57.2%	50.6%	52.2%	50.1%
% of FP17s for Band 1 Urgent Courses	41	710	5.8%	9.8%	9.2%	9.1%
% of FP17s Relating to Free Repair or Replacements	0	710	0.0%	1.0%	1.0%	0.8%
% of FP17s Relating to Continuations	1	710	0.1%	1.6%	1.4%	1.2%
% of Patients satisfied with the dentistry they have received	4	4	N/A	93.7%	93.1%	92.8%
% of Patients satisfied with the time they had to wait for an appointment	4	4	N/A	93.0%	89.5%	88.7%

* This is based on patients treated on this contract for their most recent course of treatment. Figures in italics indicate the base number of FP17s or Patient Questionnaire responses are less than 100. N/A is shown where the base number of responses is less than 10 during the period. % is calculated as Quantity/Base number*100

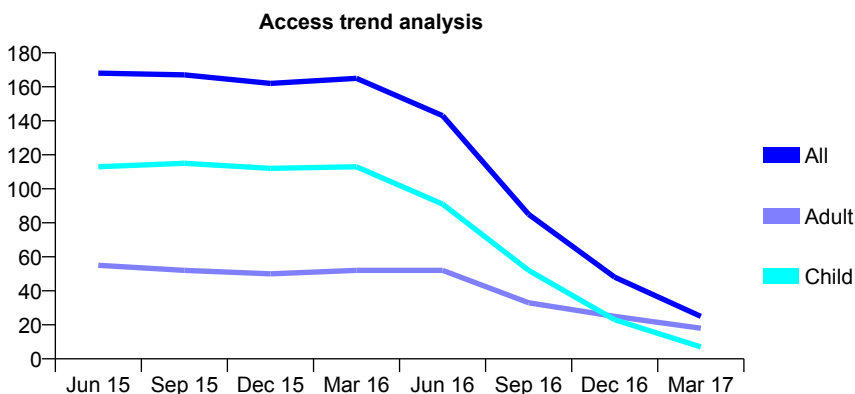
Q44 - Vital Signs At a Glance Contract Report for 869961/0001 - March 2017

Name or company name	MISS JM WRIGHT
Contract type name	GDS Contract
Purpose of contract	General
Contract start date	01/04/2006
Contract end date	31/05/2016

16/17 Contracted general activity (UDA)	85
Carry forward general activity (UDA)	0
16/17 Contracted orthodontic activity (UOA)	0
Carry forward orthodontic activity (UOA)	0
Baseline contract value	£1,861.58

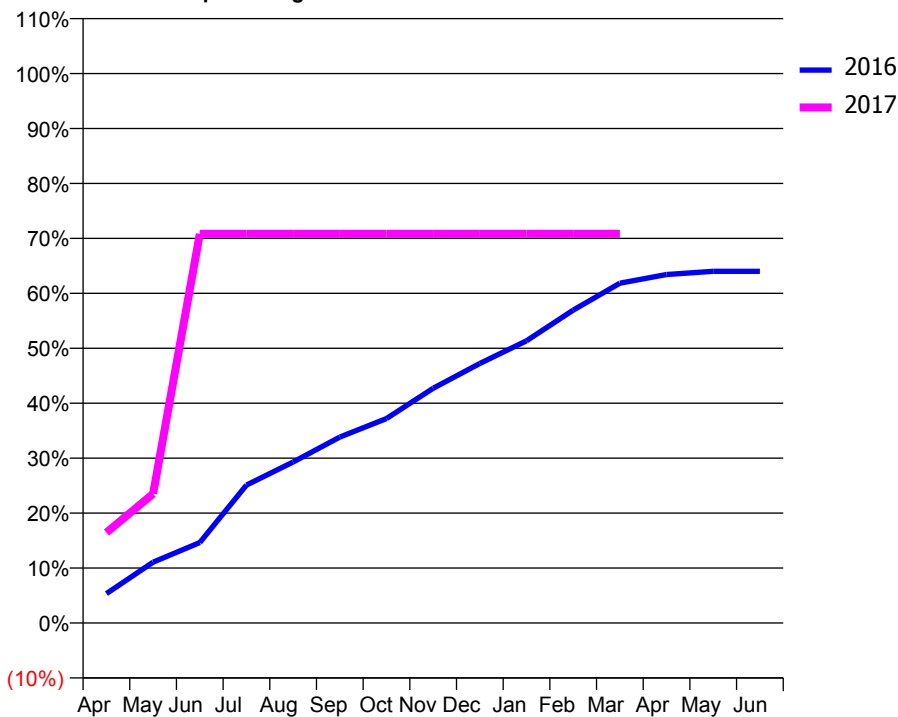
ACCESS*

Patients seen in 24 months	Total	Change since previous quarter
Quarter ending March 2016	165	
Quarter ending June 2016	143	↓
Quarter ending September 2016	85	↓
Quarter ending December 2016	48	↓
Quarter ending March 2017	25	↓
Variance since March 2016	(84.8%)	↓



ACTIVITY

Cumulative percentage of contracted UDA delivered 2016 & 2017



Adjusted Scheduled Activity (UDA)

Month	2016	2017
April	27	14
May	56	20
June	75	60
July	128	60
August	149	60
September	172	60
October	189	60
November	217	60
December	240	60
January	261	60
February	290	60
March	315	60
April	323	60
May	326	60
June	326	60

QUALITY

	Quantity	Base Number	Contract	AT	Region	England
% of FP17s for the same patient ID Re-attending within 3 months - Children	1	32	3.1%	12.5%	13.3%	12.3%
% of FP17s for the same patient ID Re-attending within 3 months - Adults	0	15	0.0%	18.0%	17.3%	16.7%
% of FP17s for the same patient ID Re-attending between 3 & 9 months - Children	26	32	81.3%	57.1%	58.9%	57.6%
% of FP17s for the same patient ID Re-attending between 3 & 9 months - Adults	7	15	46.7%	50.6%	52.2%	50.1%
% of FP17s for Band 1 Urgent Courses	1	39	2.6%	9.8%	9.2%	9.1%
% of FP17s Relating to Free Repair or Replacements	0	39	0.0%	1.0%	1.0%	0.8%
% of FP17s Relating to Continuations	0	39	0.0%	1.6%	1.4%	1.2%
% of Patients satisfied with the dentistry they have received	0	0	N/A	93.7%	93.1%	92.8%
% of Patients satisfied with the time they had to wait for an appointment	0	0	N/A	93.0%	89.5%	88.7%

* This is based on patients treated on this contract for their most recent course of treatment. Figures in italics indicate the base number of FP17s or Patient Questionnaire responses are less than 100. N/A is shown where the base number of responses is less than 10 during the period. % is calculated as Quantity/Base number*100

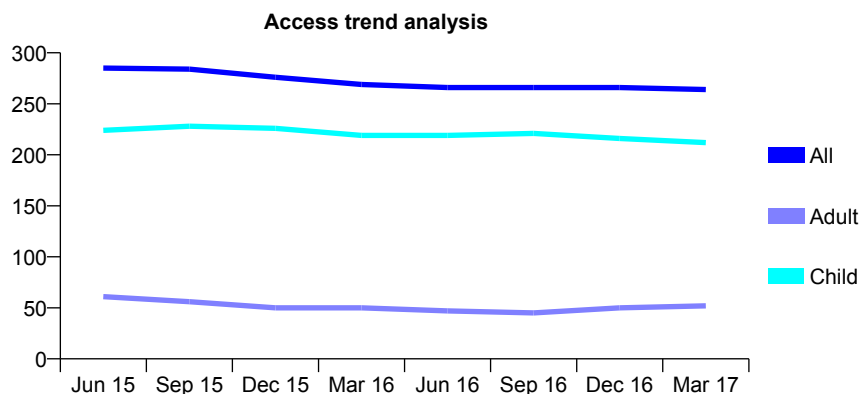
Q44 - Vital Signs At a Glance Contract Report for 906875/0001 - March 2017

Name or company name	MR NP SMITH
Contract type name	GDS Contract
Purpose of contract	General
Contract start date	01/04/2006
Contract end date	

16/17 Contracted general activity (UDA)	1,200
Carry forward general activity (UDA)	0
16/17 Contracted orthodontic activity (UOA)	0
Carry forward orthodontic activity (UOA)	0
Baseline contract value	£25,459.28

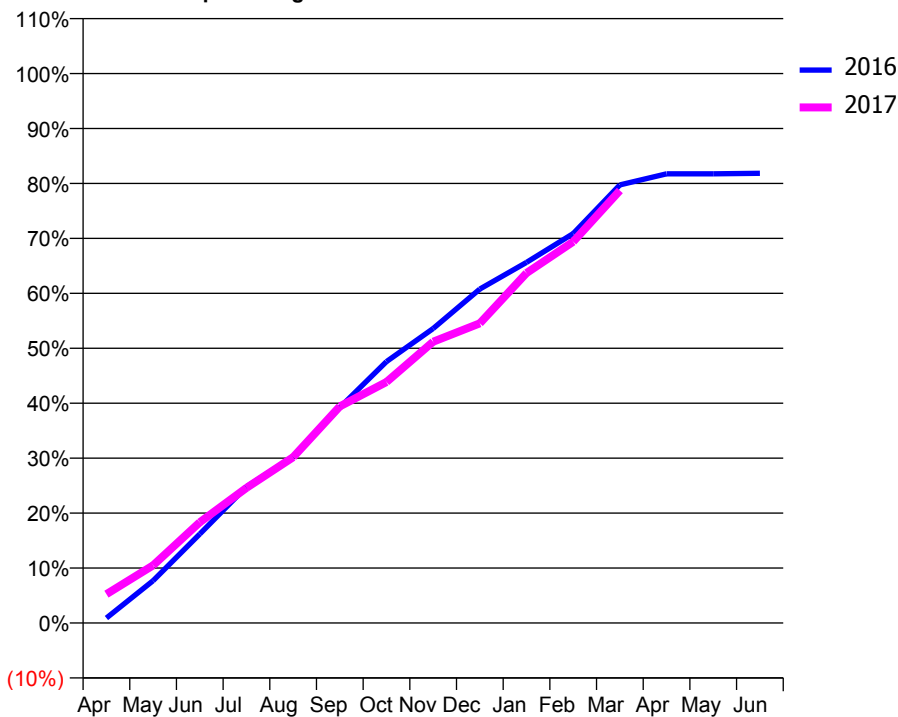
ACCESS*

Patients seen in 24 months	Total	Change since previous quarter
Quarter ending March 2016	269	
Quarter ending June 2016	266	↓
Quarter ending September 2016	266	→
Quarter ending December 2016	266	→
Quarter ending March 2017	264	→
Variance since March 2016	(1.9%)	↓



ACTIVITY

Cumulative percentage of contracted UDA delivered 2016 & 2017



Adjusted Scheduled Activity (UDA)

Month	2016	2017
April	11	63
May	92	126
June	194	220
July	297	295
August	363	362
September	471	473
October	571	526
November	643	614
December	729	654
January	788	764
February	851	833
March	957	945
April	981	
May	981	
June	982	

QUALITY

	Quantity	Base Number	Contract	AT	Region	England
% of FP17s for the same patient ID Re-attending within 3 months - Children	11	399	2.8%	12.5%	13.3%	12.3%
% of FP17s for the same patient ID Re-attending within 3 months - Adults	1	24	4.2%	18.0%	17.3%	16.7%
% of FP17s for the same patient ID Re-attending between 3 & 9 months - Children	298	399	74.7%	57.1%	58.9%	57.6%
% of FP17s for the same patient ID Re-attending between 3 & 9 months - Adults	19	24	79.2%	50.6%	52.2%	50.1%
% of FP17s for Band 1 Urgent Courses	3	411	0.7%	9.8%	9.2%	9.1%
% of FP17s Relating to Free Repair or Replacements	0	411	0.0%	1.0%	1.0%	0.8%
% of FP17s Relating to Continuations	3	411	0.7%	1.6%	1.4%	1.2%
% of Patients satisfied with the dentistry they have received	0	0	N/A	93.7%	93.1%	92.8%
% of Patients satisfied with the time they had to wait for an appointment	0	0	N/A	93.0%	89.5%	88.7%

* This is based on patients treated on this contract for their most recent course of treatment. Figures in italics indicate the base number of FP17s or Patient Questionnaire responses are less than 100. N/A is shown where the base number of responses is less than 10 during the period. % is calculated as Quantity/Base number*100

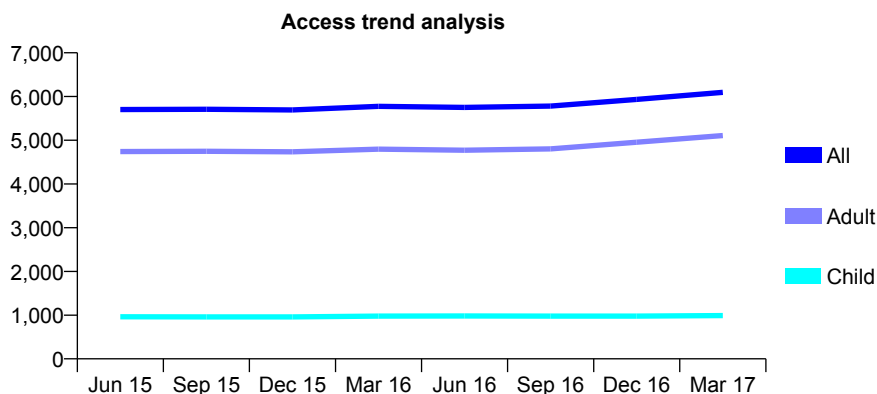
Q44 - Vital Signs At a Glance Contract Report for 912956/0001 - March 2017

Name or company name	MR MJ SOLAN
Contract type name	GDS Contract
Purpose of contract	General
Contract start date	01/04/2006
Contract end date	

16/17 Contracted general activity (UDA)	18,568
Carry forward general activity (UDA)	186
16/17 Contracted orthodontic activity (UOA)	0
Carry forward orthodontic activity (UOA)	0
Baseline contract value	£502,724.77

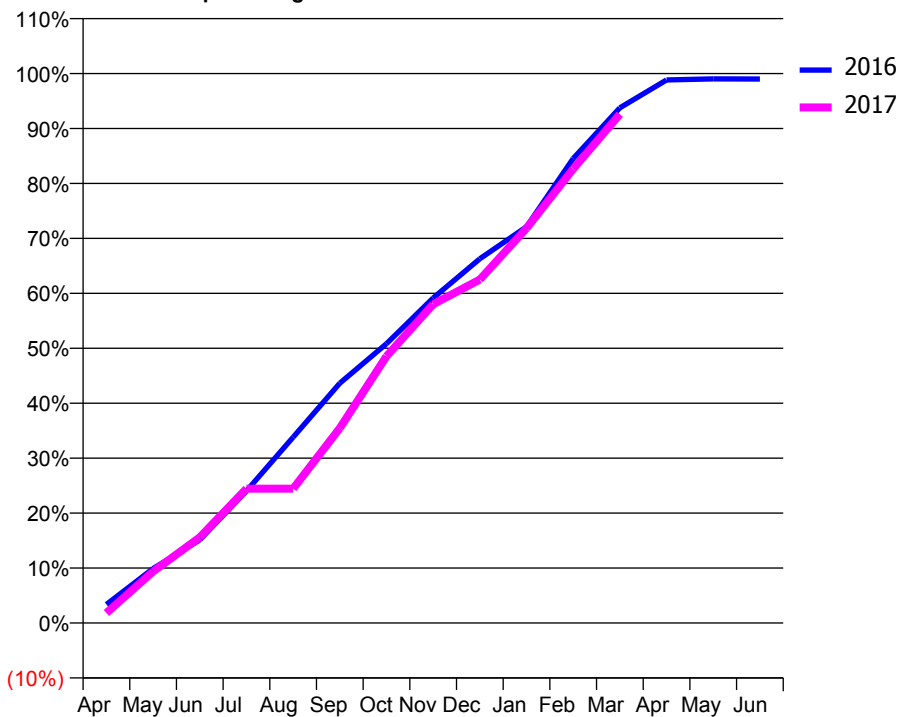
ACCESS*

Patients seen in 24 months	Total	Change since previous quarter
Quarter ending March 2016	5,774	
Quarter ending June 2016	5,752	→
Quarter ending September 2016	5,780	→
Quarter ending December 2016	5,933	↑
Quarter ending March 2017	6,097	↑
Variance since March 2016	5.6%	↑



ACTIVITY

Cumulative percentage of contracted UDA delivered 2016 & 2017



Adjusted Scheduled Activity (UDA)

Month	2016	2017
April	631	339
May	1,842	1,740
June	2,808	2,896
July	4,462	4,539
August	6,278	4,539
September	8,105	6,585
October	9,437	9,015
November	10,984	10,772
December	12,308	11,605
January	13,391	13,340
February	15,697	15,347
March	17,409	17,193
April	18,351	
May	18,385	
June	18,382	

QUALITY

	Quantity	Base Number	Contract	AT	Region	England
% of FP17s for the same patient ID Re-attending within 3 months - Children	90	1,462	6.2%	12.5%	13.3%	12.3%
% of FP17s for the same patient ID Re-attending within 3 months - Adults	814	7,254	11.2%	18.0%	17.3%	16.7%
% of FP17s for the same patient ID Re-attending between 3 & 9 months - Children	812	1,462	55.5%	57.1%	58.9%	57.6%
% of FP17s for the same patient ID Re-attending between 3 & 9 months - Adults	4,177	7,254	57.6%	50.6%	52.2%	50.1%
% of FP17s for Band 1 Urgent Courses	191	8,343	2.3%	9.8%	9.2%	9.1%
% of FP17s Relating to Free Repair or Replacements	116	8,343	1.4%	1.0%	1.0%	0.8%
% of FP17s Relating to Continuations	110	8,343	1.3%	1.6%	1.4%	1.2%
% of Patients satisfied with the dentistry they have received	19	19	100.0%	93.7%	93.1%	92.8%
% of Patients satisfied with the time they had to wait for an appointment	17	19	89.5%	93.0%	89.5%	88.7%

* This is based on patients treated on this contract for their most recent course of treatment. Figures in italics indicate the base number of FP17s or Patient Questionnaire responses are less than 100. N/A is shown where the base number of responses is less than 10 during the period. % is calculated as Quantity/Base number*100

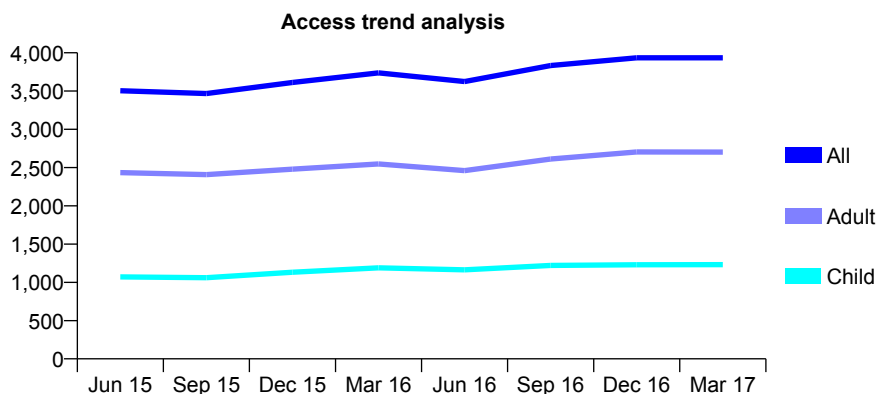
Q44 - Vital Signs At a Glance Contract Report for 914215/0001 - March 2017

Name or company name	MISS AM O'HARE
Contract type name	GDS Contract
Purpose of contract	General
Contract start date	01/04/2006
Contract end date	

16/17 Contracted general activity (UDA)	9,700
Carry forward general activity (UDA)	0
16/17 Contracted orthodontic activity (UOA)	0
Carry forward orthodontic activity (UOA)	0
Baseline contract value	£297,792.13

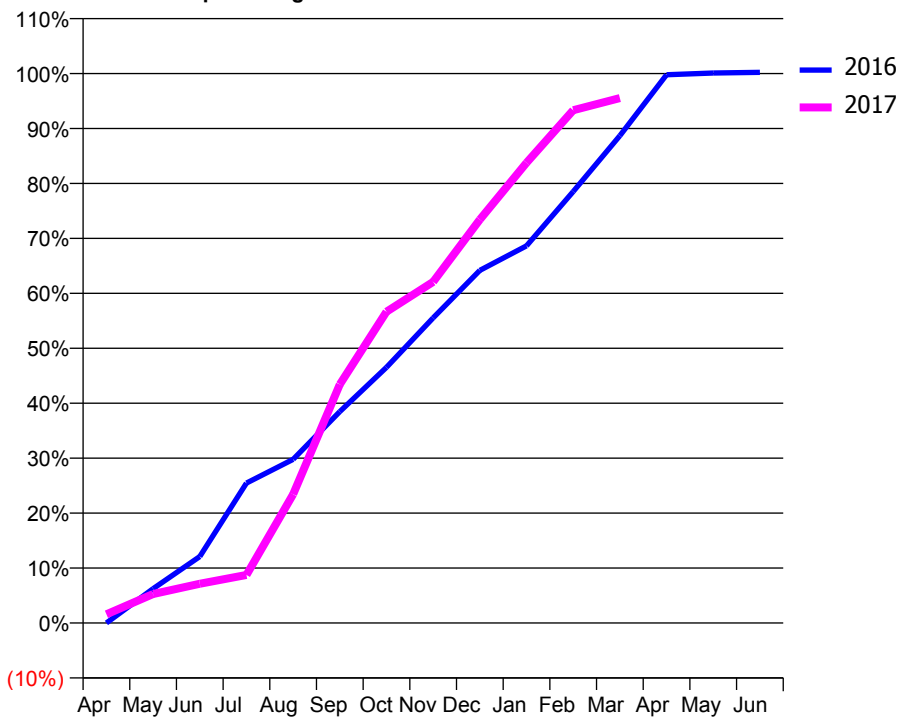
ACCESS*

Patients seen in 24 months	Total	Change since previous quarter
Quarter ending March 2016	3,737	
Quarter ending June 2016	3,625	↓
Quarter ending September 2016	3,833	↑
Quarter ending December 2016	3,934	↑
Quarter ending March 2017	3,934	→
Variance since March 2016	5.3%	↑



ACTIVITY

Cumulative percentage of contracted UDA delivered 2016 & 2017



Month	Adjusted Scheduled Activity (UDA)	
	2016	2017
April	0	154
May	607	512
June	1,173	693
July	2,471	849
August	2,889	2,273
September	3,731	4,213
October	4,514	5,496
November	5,388	6,024
December	6,225	7,121
January	6,657	8,125
February	7,615	9,052
March	8,602	9,266
April	9,678	
May	9,709	
June	9,721	

QUALITY

	Quantity	Base Number	Contract	AT	Region	England
% of FP17s for the same patient ID Re-attending within 3 months - Children	81	1,331	6.1%	12.5%	13.3%	12.3%
% of FP17s for the same patient ID Re-attending within 3 months - Adults	261	2,632	9.9%	18.0%	17.3%	16.7%
% of FP17s for the same patient ID Re-attending between 3 & 9 months - Children	559	1,331	42.0%	57.1%	58.9%	57.6%
% of FP17s for the same patient ID Re-attending between 3 & 9 months - Adults	827	2,632	31.4%	50.6%	52.2%	50.1%
% of FP17s for Band 1 Urgent Courses	294	3,651	8.1%	9.8%	9.2%	9.1%
% of FP17s Relating to Free Repair or Replacements	19	3,651	0.5%	1.0%	1.0%	0.8%
% of FP17s Relating to Continuations	27	3,651	0.7%	1.6%	1.4%	1.2%
% of Patients satisfied with the dentistry they have received	10	10	100.0%	93.7%	93.1%	92.8%
% of Patients satisfied with the time they had to wait for an appointment	8	10	80.0%	93.0%	89.5%	88.7%

* This is based on patients treated on this contract for their most recent course of treatment. Figures in italics indicate the base number of FP17s or Patient Questionnaire responses are less than 100. N/A is shown where the base number of responses is less than 10 during the period. % is calculated as Quantity/Base number*100

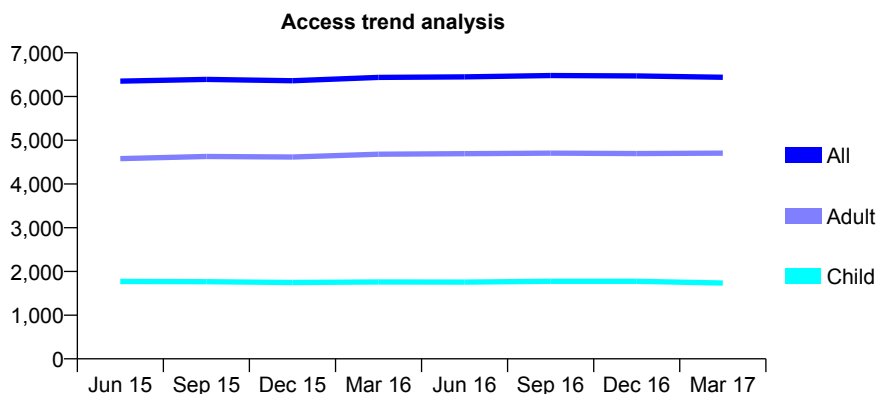
Q44 - Vital Signs At a Glance Contract Report for 914479/0001 - March 2017

Name or company name	MR JP MIMNAGH
Contract type name	GDS Contract
Purpose of contract	General
Contract start date	01/04/2006
Contract end date	

16/17 Contracted general activity (UDA)	16,750
Carry forward general activity (UDA)	0
16/17 Contracted orthodontic activity (UOA)	0
Carry forward orthodontic activity (UOA)	0
Baseline contract value	£496,924.84

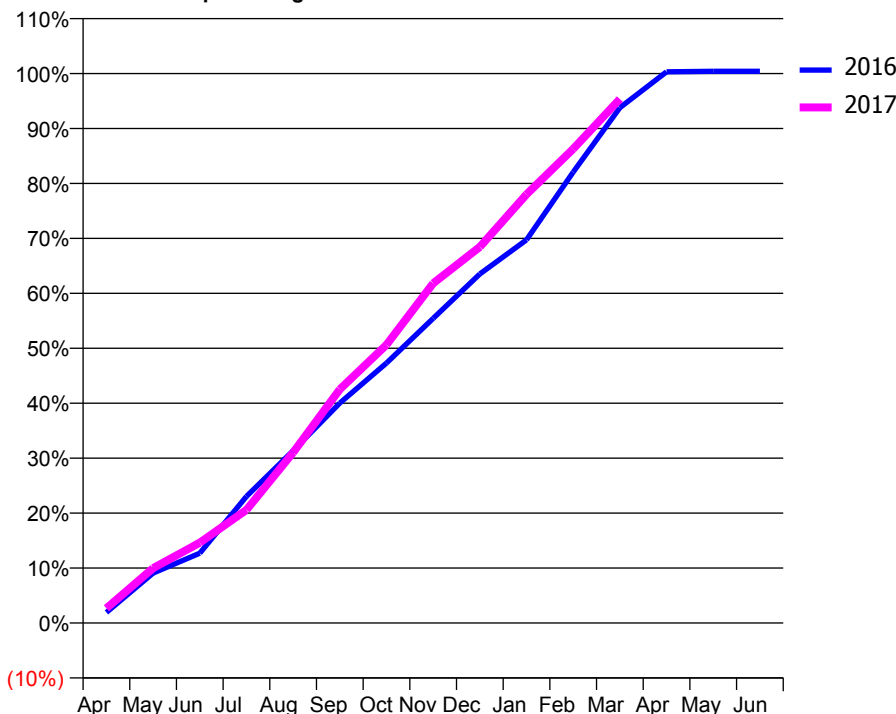
ACCESS*

Patients seen in 24 months	Total	Change since previous quarter
Quarter ending March 2016	6,438	
Quarter ending June 2016	6,449	→
Quarter ending September 2016	6,479	→
Quarter ending December 2016	6,472	→
Quarter ending March 2017	6,439	→
Variance since March 2016	0.0%	→



ACTIVITY

Cumulative percentage of contracted UDA delivered 2016 & 2017



Month	Adjusted Scheduled Activity (UDA)	
	2016	2017
April	322	450
May	1,524	1,673
June	2,126	2,450
July	3,861	3,450
August	5,254	5,198
September	6,703	7,121
October	7,924	8,483
November	9,288	10,356
December	10,639	11,465
January	11,679	13,068
February	13,744	14,454
March	15,707	15,972
April	16,800	
May	16,818	
June	16,818	

QUALITY

	Quantity	Base Number	Contract	AT	Region	England
% of FP17s for the same patient ID Re-attending within 3 months - Children	220	2,284	9.6%	12.5%	13.3%	12.3%
% of FP17s for the same patient ID Re-attending within 3 months - Adults	990	5,843	16.9%	18.0%	17.3%	16.7%
% of FP17s for the same patient ID Re-attending between 3 & 9 months - Children	1,089	2,284	47.7%	57.1%	58.9%	57.6%
% of FP17s for the same patient ID Re-attending between 3 & 9 months - Adults	2,493	5,843	42.7%	50.6%	52.2%	50.1%
% of FP17s for Band 1 Urgent Courses	838	7,075	11.8%	9.8%	9.2%	9.1%
% of FP17s Relating to Free Repair or Replacements	80	7,075	1.1%	1.0%	1.0%	0.8%
% of FP17s Relating to Continuations	187	7,075	2.6%	1.6%	1.4%	1.2%
% of Patients satisfied with the dentistry they have received	23	24	95.8%	93.7%	93.1%	92.8%
% of Patients satisfied with the time they had to wait for an appointment	24	24	100.0%	93.0%	89.5%	88.7%

* This is based on patients treated on this contract for their most recent course of treatment. Figures in italics indicate the base number of FP17s or Patient Questionnaire responses are less than 100. N/A is shown where the base number of responses is less than 10 during the period. % is calculated as Quantity/Base number*100

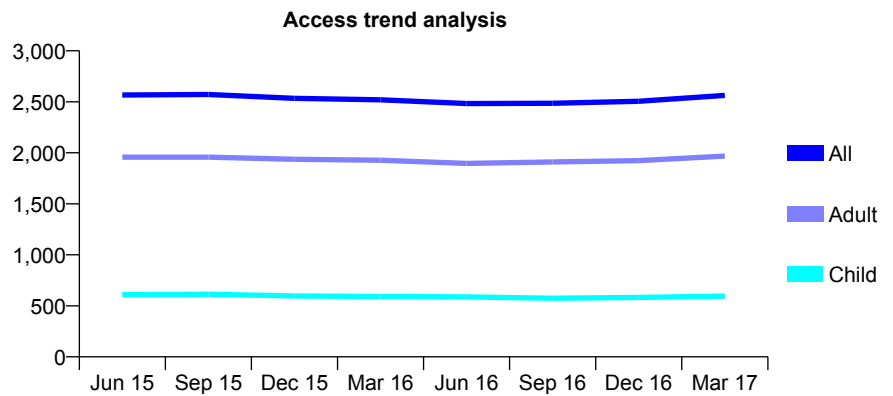
Q44 - Vital Signs At a Glance Contract Report for 927511/0001 - March 2017

Name or company name	MISS AS DEVINE
Contract type name	GDS Contract
Purpose of contract	General
Contract start date	01/04/2006
Contract end date	

16/17 Contracted general activity (UDA)	7,500
Carry forward general activity (UDA)	121
16/17 Contracted orthodontic activity (UOA)	0
Carry forward orthodontic activity (UOA)	0
Baseline contract value	£201,896.32

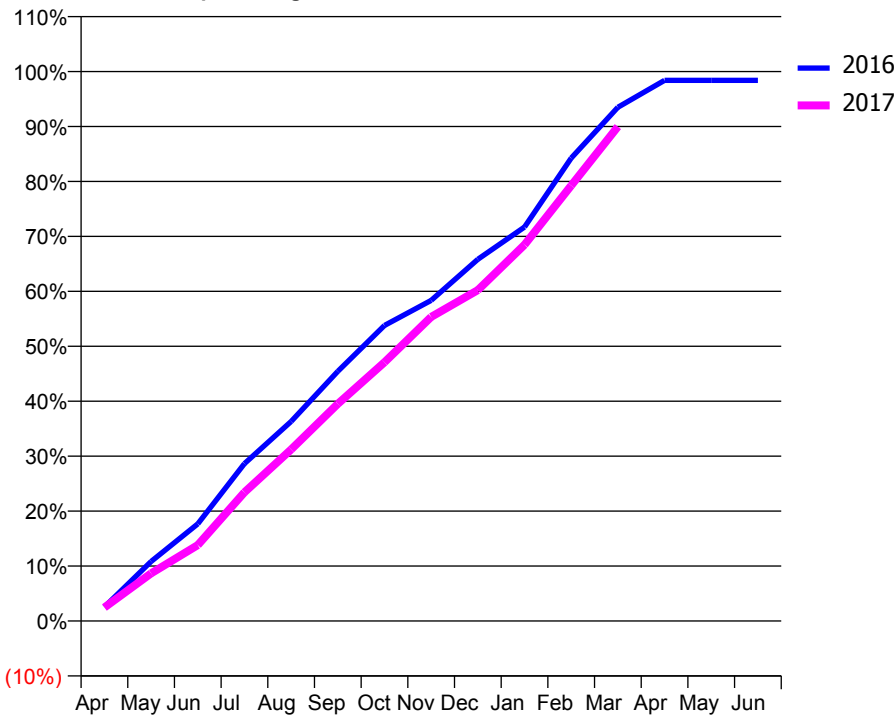
ACCESS*

Patients seen in 24 months	Total	Change since previous quarter
Quarter ending March 2016	2,519	
Quarter ending June 2016	2,483	↓
Quarter ending September 2016	2,485	→
Quarter ending December 2016	2,505	→
Quarter ending March 2017	2,563	↑
Variance since March 2016	1.7%	→



ACTIVITY

Cumulative percentage of contracted UDA delivered 2016 & 2017



Month	Adjusted Scheduled Activity (UDA)	
	2016	2017
April	193	185
May	812	650
June	1,326	1,036
July	2,148	1,758
August	2,723	2,341
September	3,408	2,963
October	4,033	3,532
November	4,377	4,151
December	4,938	4,516
January	5,378	5,135
February	6,317	5,943
March	7,012	6,747
April	7,379	
May	7,379	
June	7,379	

QUALITY

	Quantity	Base Number	Contract	AT	Region	England
% of FP17s for the same patient ID Re-attending within 3 months - Children	88	919	9.6%	12.5%	13.3%	12.3%
% of FP17s for the same patient ID Re-attending within 3 months - Adults	773	3,369	22.9%	18.0%	17.3%	16.7%
% of FP17s for the same patient ID Re-attending between 3 & 9 months - Children	529	919	57.6%	57.1%	58.9%	57.6%
% of FP17s for the same patient ID Re-attending between 3 & 9 months - Adults	1,733	3,369	51.4%	50.6%	52.2%	50.1%
% of FP17s for Band 1 Urgent Courses	121	4,105	2.9%	9.8%	9.2%	9.1%
% of FP17s Relating to Free Repair or Replacements	57	4,105	1.4%	1.0%	1.0%	0.8%
% of FP17s Relating to Continuations	27	4,105	0.7%	1.6%	1.4%	1.2%
% of Patients satisfied with the dentistry they have received	10	10	100.0%	93.7%	93.1%	92.8%
% of Patients satisfied with the time they had to wait for an appointment	10	10	100.0%	93.0%	89.5%	88.7%

* This is based on patients treated on this contract for their most recent course of treatment. Figures in italics indicate the base number of FP17s or Patient Questionnaire responses are less than 100. N/A is shown where the base number of responses is less than 10 during the period. % is calculated as Quantity/Base number*100

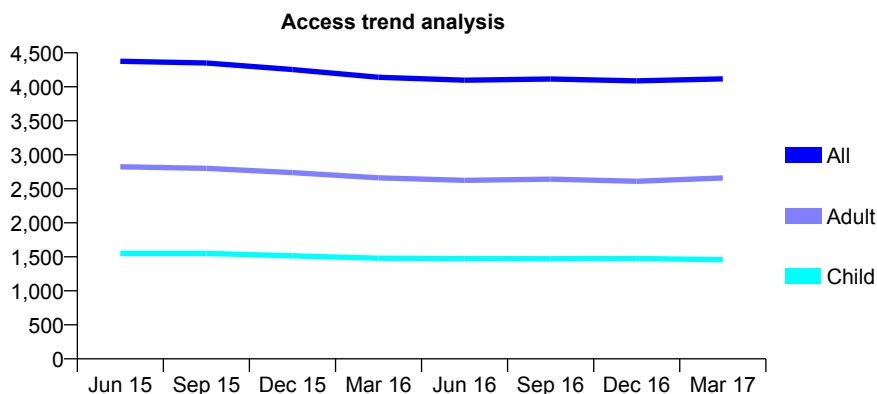
Q44 - Vital Signs At a Glance Contract Report for 931160/0001 - March 2017

Name or company name	MISS EJ MARSDEN
Contract type name	GDS Contract
Purpose of contract	General
Contract start date	01/04/2006
Contract end date	

16/17 Contracted general activity (UDA)	8,915
Carry forward general activity (UDA)	0
16/17 Contracted orthodontic activity (UOA)	0
Carry forward orthodontic activity (UOA)	0
Baseline contract value	£216,186.51

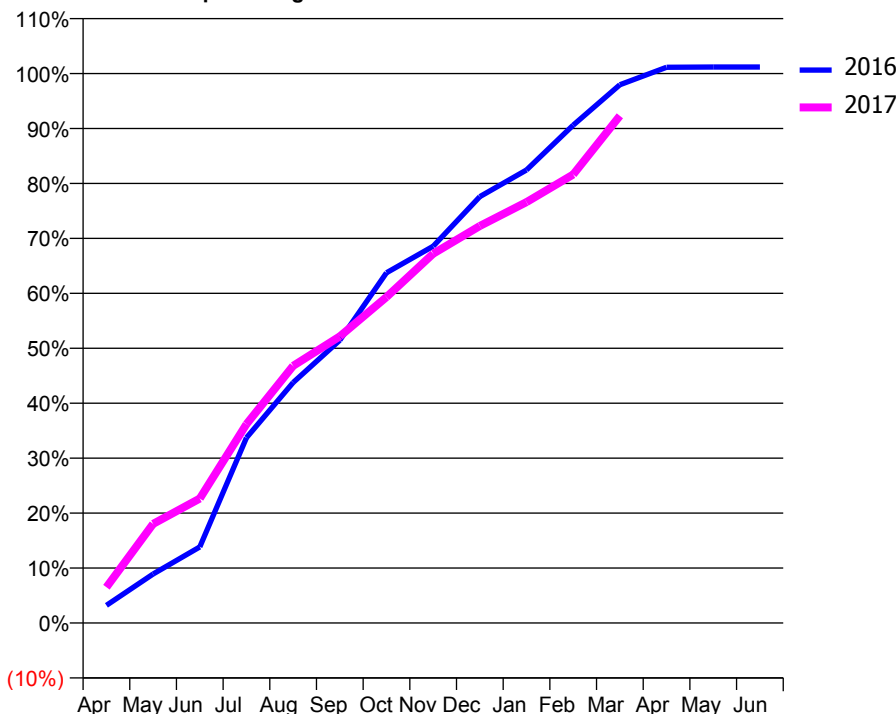
ACCESS*

Patients seen in 24 months	Total	Change since previous quarter
Quarter ending March 2016	4,141	
Quarter ending June 2016	4,098	↓
Quarter ending September 2016	4,115	→
Quarter ending December 2016	4,087	→
Quarter ending March 2017	4,117	→
Variance since March 2016	(0.6%)	→



ACTIVITY

Cumulative percentage of contracted UDA delivered 2016 & 2017



Month	Adjusted Scheduled Activity (UDA)	
	2016	2017
April	287	580
May	796	1,609
June	1,233	2,019
July	3,005	3,226
August	3,902	4,172
September	4,588	4,650
October	5,682	5,289
November	6,113	5,991
December	6,917	6,441
January	7,351	6,829
February	8,076	7,276
March	8,733	8,228
April	9,017	
May	9,020	
June	9,020	

QUALITY

	Quantity	Base Number	Contract	AT	Region	England
% of FP17s for the same patient ID Re-attending within 3 months - Children	182	2,246	8.1%	12.5%	13.3%	12.3%
% of FP17s for the same patient ID Re-attending within 3 months - Adults	331	2,868	11.5%	18.0%	17.3%	16.7%
% of FP17s for the same patient ID Re-attending between 3 & 9 months - Children	1,217	2,246	54.2%	57.1%	58.9%	57.6%
% of FP17s for the same patient ID Re-attending between 3 & 9 months - Adults	1,362	2,868	47.5%	50.6%	52.2%	50.1%
% of FP17s for Band 1 Urgent Courses	312	4,964	6.3%	9.8%	9.2%	9.1%
% of FP17s Relating to Free Repair or Replacements	11	4,964	0.2%	1.0%	1.0%	0.8%
% of FP17s Relating to Continuations	118	4,964	2.4%	1.6%	1.4%	1.2%
% of Patients satisfied with the dentistry they have received	5	5	N/A	93.7%	93.1%	92.8%
% of Patients satisfied with the time they had to wait for an appointment	3	5	N/A	93.0%	89.5%	88.7%

* This is based on patients treated on this contract for their most recent course of treatment. Figures in italics indicate the base number of FP17s or Patient Questionnaire responses are less than 100. N/A is shown where the base number of responses is less than 10 during the period. % is calculated as Quantity/Base number*100

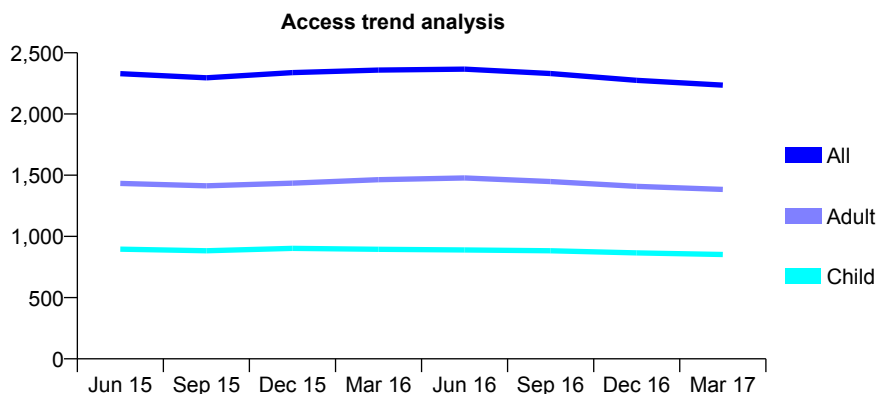
Q44 - Vital Signs At a Glance Contract Report for 933708/0001 - March 2017

Name or company name	MR JW BAX
Contract type name	GDS Contract
Purpose of contract	General
Contract start date	01/04/2006
Contract end date	

16/17 Contracted general activity (UDA)	7,340
Carry forward general activity (UDA)	0
16/17 Contracted orthodontic activity (UOA)	0
Carry forward orthodontic activity (UOA)	0
Baseline contract value	£173,067.46

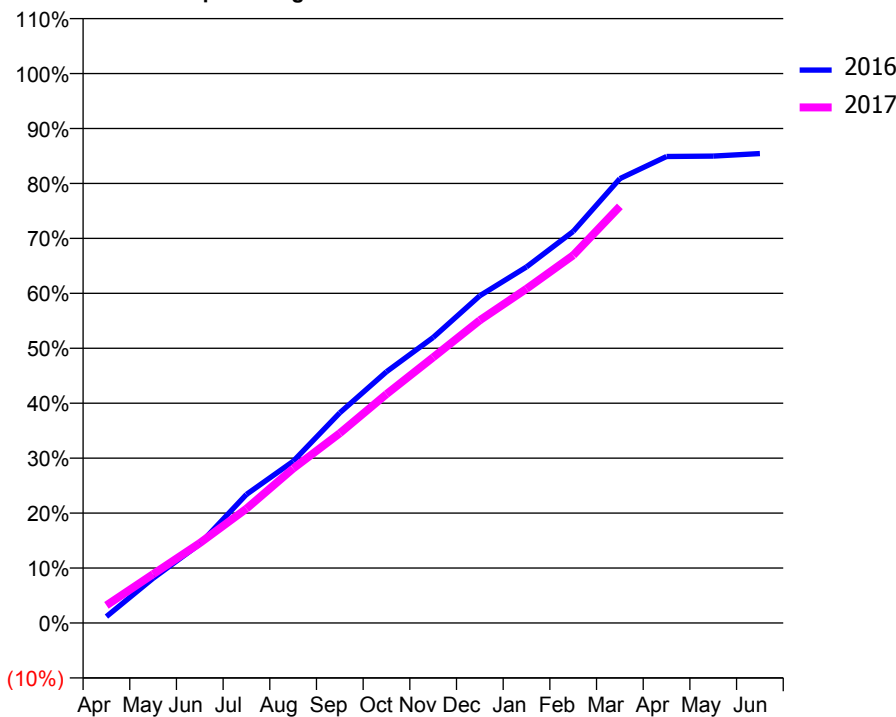
ACCESS*

Patients seen in 24 months	Total	Change since previous quarter
Quarter ending March 2016	2,359	
Quarter ending June 2016	2,367	→
Quarter ending September 2016	2,331	↓
Quarter ending December 2016	2,275	↓
Quarter ending March 2017	2,236	↓
Variance since March 2016	(5.2%)	↓



ACTIVITY

Cumulative percentage of contracted UDA delivered 2016 & 2017



Month	Adjusted Scheduled Activity (UDA)	
	2016	2017
April	86	235
May	598	653
June	1,055	1,067
July	1,719	1,528
August	2,160	2,064
September	2,808	2,536
October	3,357	3,057
November	3,814	3,549
December	4,371	4,044
January	4,756	4,465
February	5,230	4,912
March	5,936	5,566
April	6,232	
May	6,236	
June	6,270	

QUALITY

	Quantity	Base Number	Contract	AT	Region	England
% of FP17s for the same patient ID Re-attending within 3 months - Children	183	1,600	11.4%	12.5%	13.3%	12.3%
% of FP17s for the same patient ID Re-attending within 3 months - Adults	295	2,002	14.7%	18.0%	17.3%	16.7%
% of FP17s for the same patient ID Re-attending between 3 & 9 months - Children	1,107	1,600	69.2%	57.1%	58.9%	57.6%
% of FP17s for the same patient ID Re-attending between 3 & 9 months - Adults	1,330	2,002	66.4%	50.6%	52.2%	50.1%
% of FP17s for Band 1 Urgent Courses	288	3,394	8.5%	9.8%	9.2%	9.1%
% of FP17s Relating to Free Repair or Replacements	19	3,394	0.6%	1.0%	1.0%	0.8%
% of FP17s Relating to Continuations	13	3,394	0.4%	1.6%	1.4%	1.2%
% of Patients satisfied with the dentistry they have received	8	10	80.0%	93.7%	93.1%	92.8%
% of Patients satisfied with the time they had to wait for an appointment	9	10	90.0%	93.0%	89.5%	88.7%

* This is based on patients treated on this contract for their most recent course of treatment. Figures in italics indicate the base number of FP17s or Patient Questionnaire responses are less than 100. N/A is shown where the base number of responses is less than 10 during the period. % is calculated as Quantity/Base number*100

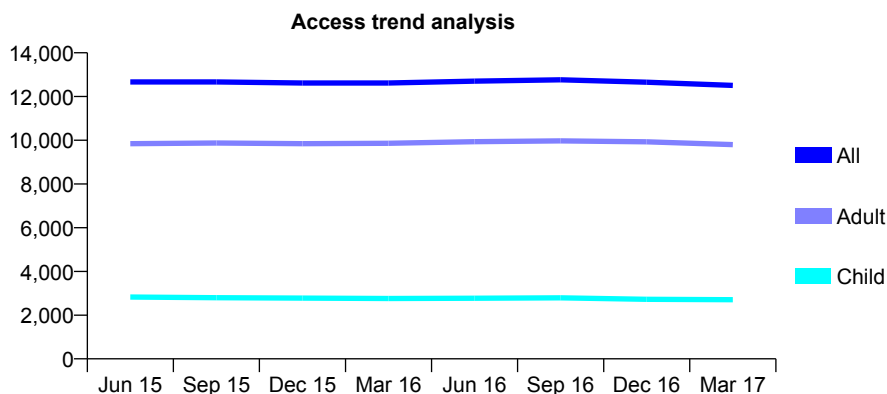
Q44 - Vital Signs At a Glance Contract Report for 935360/0001 - March 2017

Name or company name	Sutton Dental Practice
Contract type name	GDS Contract
Purpose of contract	General
Contract start date	01/04/2006
Contract end date	

16/17 Contracted general activity (UDA)	40,588
Carry forward general activity (UDA)	0
16/17 Contracted orthodontic activity (UOA)	0
Carry forward orthodontic activity (UOA)	0
Baseline contract value	£1,193,558.52

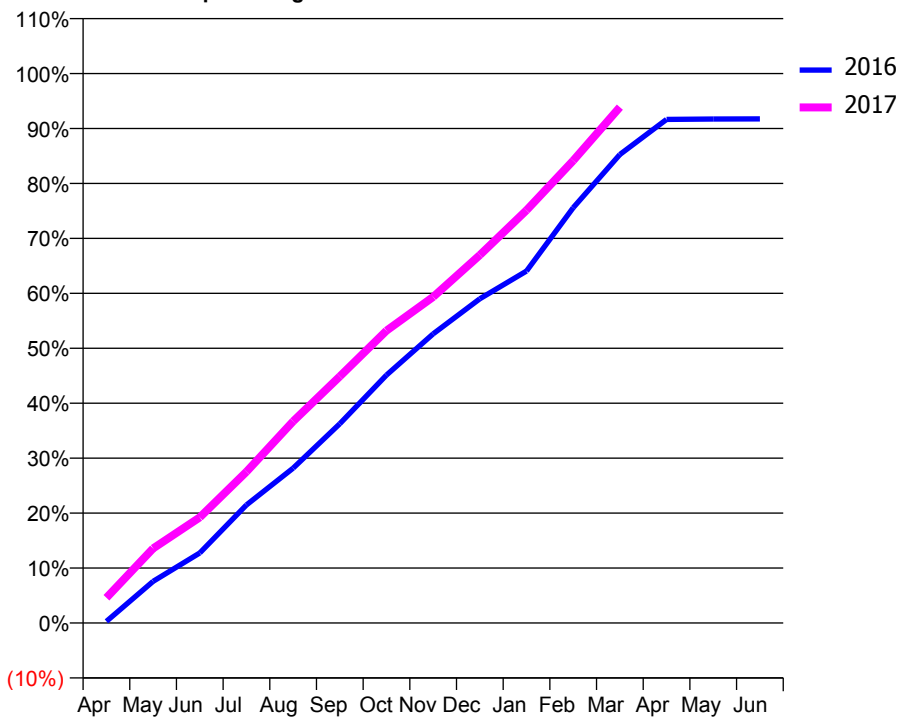
ACCESS*

Patients seen in 24 months	Total	Change since previous quarter
Quarter ending March 2016	12,620	
Quarter ending June 2016	12,704	→
Quarter ending September 2016	12,764	→
Quarter ending December 2016	12,655	→
Quarter ending March 2017	12,507	↓
Variance since March 2016	(0.9%)	→



ACTIVITY

Cumulative percentage of contracted UDA delivered 2016 & 2017



Month	Adjusted Scheduled Activity (UDA)	
	2016	2017
April	126	1,863
May	3,082	5,514
June	5,175	7,803
July	8,725	11,170
August	11,438	14,900
September	14,724	18,213
October	18,320	21,598
November	21,362	24,082
December	23,953	27,177
January	26,001	30,490
February	30,679	34,151
March	34,607	38,102
April	37,192	
May	37,228	
June	37,240	

QUALITY

	Quantity	Base Number	Contract	AT	Region	England
% of FP17s for the same patient ID Re-attending within 3 months - Children	353	4,659	7.6%	12.5%	13.3%	12.3%
% of FP17s for the same patient ID Re-attending within 3 months - Adults	2,487	16,725	14.9%	18.0%	17.3%	16.7%
% of FP17s for the same patient ID Re-attending between 3 & 9 months - Children	3,095	4,659	66.4%	57.1%	58.9%	57.6%
% of FP17s for the same patient ID Re-attending between 3 & 9 months - Adults	10,861	16,725	64.9%	50.6%	52.2%	50.1%
% of FP17s for Band 1 Urgent Courses	2,236	20,175	11.1%	9.8%	9.2%	9.1%
% of FP17s Relating to Free Repair or Replacements	137	20,175	0.7%	1.0%	1.0%	0.8%
% of FP17s Relating to Continuations	325	20,175	1.6%	1.6%	1.4%	1.2%
% of Patients satisfied with the dentistry they have received	20	20	100.0%	93.7%	93.1%	92.8%
% of Patients satisfied with the time they had to wait for an appointment	20	20	100.0%	93.0%	89.5%	88.7%

* This is based on patients treated on this contract for their most recent course of treatment. Figures in italics indicate the base number of FP17s or Patient Questionnaire responses are less than 100. N/A is shown where the base number of responses is less than 10 during the period. % is calculated as Quantity/Base number*100

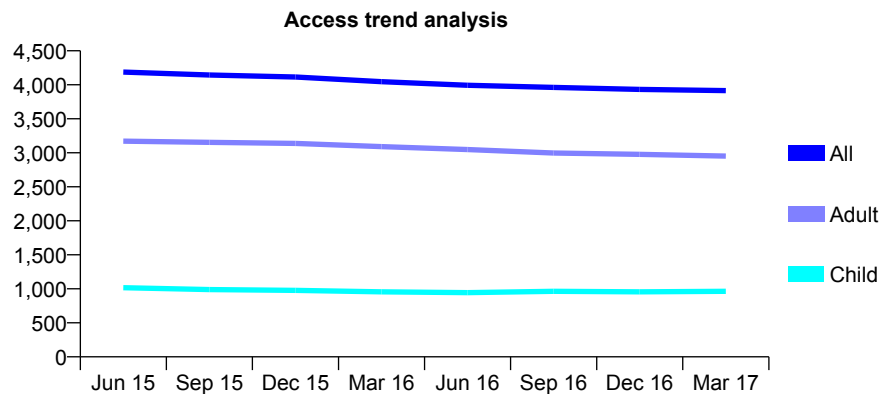
Q44 - Vital Signs At a Glance Contract Report for 938289/0001 - March 2017

Name or company name	MR KC HO
Contract type name	GDS Contract
Purpose of contract	General
Contract start date	01/04/2006
Contract end date	

16/17 Contracted general activity (UDA)	12,193
Carry forward general activity (UDA)	322
16/17 Contracted orthodontic activity (UOA)	0
Carry forward orthodontic activity (UOA)	0
Baseline contract value	£352,185.10

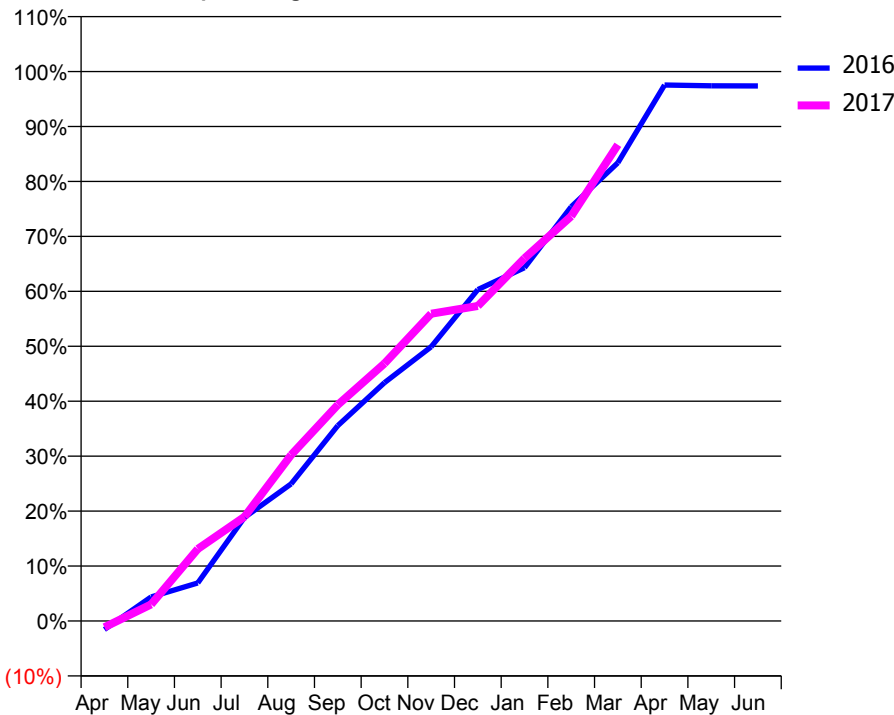
ACCESS*

Patients seen in 24 months	Total	Change since previous quarter
Quarter ending March 2016	4,046	
Quarter ending June 2016	3,994	↓
Quarter ending September 2016	3,961	→
Quarter ending December 2016	3,933	→
Quarter ending March 2017	3,915	→
Variance since March 2016	(3.2%)	↓



ACTIVITY

Cumulative percentage of contracted UDA delivered 2016 & 2017



Month	Adjusted Scheduled Activity (UDA)	
	2016	2017
April	-190	-142
May	533	370
June	846	1,598
July	2,299	2,311
August	3,043	3,686
September	4,336	4,798
October	5,289	5,716
November	6,086	6,819
December	7,356	6,992
January	7,838	8,051
February	9,191	8,982
March	10,167	10,567
April	11,892	
May	11,876	
June	11,871	

QUALITY

	Quantity	Base Number	Contract	AT	Region	England
% of FP17s for the same patient ID Re-attending within 3 months - Children	151	1,688	8.9%	12.5%	13.3%	12.3%
% of FP17s for the same patient ID Re-attending within 3 months - Adults	463	4,277	10.8%	18.0%	17.3%	16.7%
% of FP17s for the same patient ID Re-attending between 3 & 9 months - Children	1,095	1,688	64.9%	57.1%	58.9%	57.6%
% of FP17s for the same patient ID Re-attending between 3 & 9 months - Adults	2,550	4,277	59.6%	50.6%	52.2%	50.1%
% of FP17s for Band 1 Urgent Courses	369	5,429	6.8%	9.8%	9.2%	9.1%
% of FP17s Relating to Free Repair or Replacements	86	5,429	1.6%	1.0%	1.0%	0.8%
% of FP17s Relating to Continuations	33	5,429	0.6%	1.6%	1.4%	1.2%
% of Patients satisfied with the dentistry they have received	26	26	100.0%	93.7%	93.1%	92.8%
% of Patients satisfied with the time they had to wait for an appointment	26	26	100.0%	93.0%	89.5%	88.7%

* This is based on patients treated on this contract for their most recent course of treatment. Figures in italics indicate the base number of FP17s or Patient Questionnaire responses are less than 100. N/A is shown where the base number of responses is less than 10 during the period. % is calculated as Quantity/Base number*100

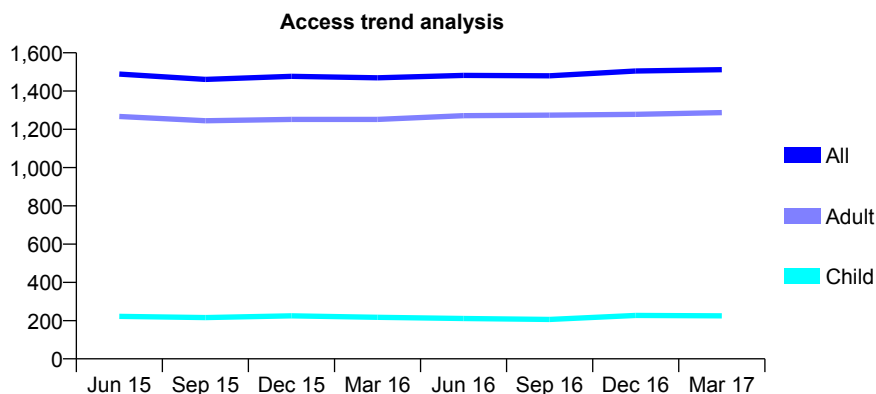
Q44 - Vital Signs At a Glance Contract Report for 960071/0001 - March 2017

Name or company name	MR F LADJEVARDI
Contract type name	GDS Contract
Purpose of contract	General
Contract start date	10/10/2006
Contract end date	

16/17 Contracted general activity (UDA)	7,618
Carry forward general activity (UDA)	0
16/17 Contracted orthodontic activity (UOA)	0
Carry forward orthodontic activity (UOA)	0
Baseline contract value	£201,054.24

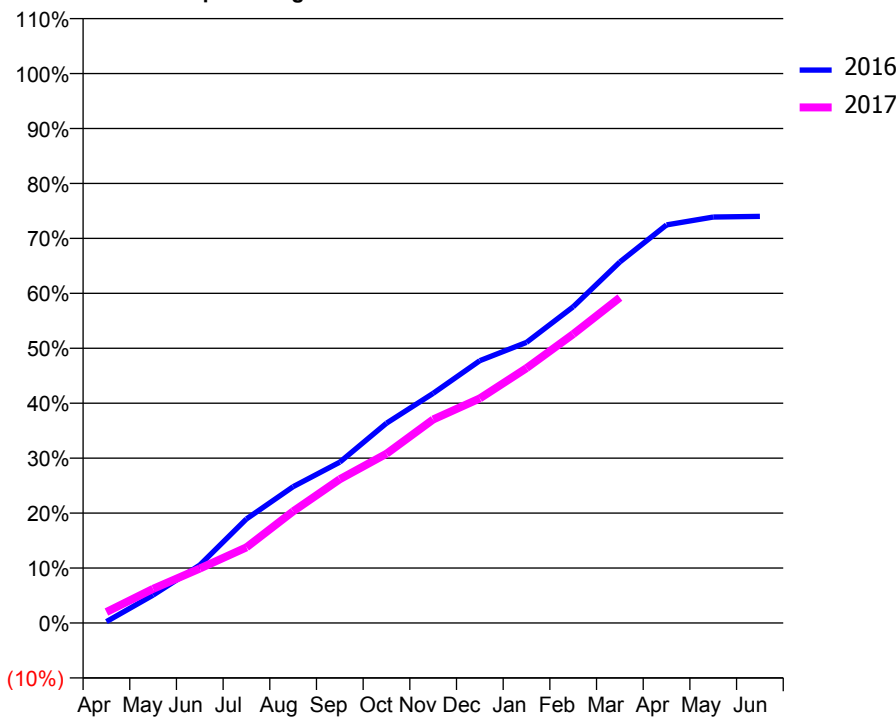
ACCESS*

Patients seen in 24 months	Total	Change since previous quarter
Quarter ending March 2016	1,469	
Quarter ending June 2016	1,482	→
Quarter ending September 2016	1,480	→
Quarter ending December 2016	1,505	→
Quarter ending March 2017	1,512	→
Variance since March 2016	2.9%	↑



ACTIVITY

Cumulative percentage of contracted UDA delivered 2016 & 2017



Month	Adjusted Scheduled Activity (UDA)	
	2016	2017
April	19	153
May	387	475
June	804	755
July	1,444	1,049
August	1,891	1,548
September	2,231	1,993
October	2,771	2,348
November	3,184	2,822
December	3,636	3,114
January	3,891	3,533
February	4,384	4,004
March	5,006	4,512
April	5,518	
May	5,628	
June	5,638	

QUALITY

	Quantity	Base Number	Contract	AT	Region	England
% of FP17s for the same patient ID Re-attending within 3 months - Children	37	387	9.6%	12.5%	13.3%	12.3%
% of FP17s for the same patient ID Re-attending within 3 months - Adults	240	2,052	11.7%	18.0%	17.3%	16.7%
% of FP17s for the same patient ID Re-attending between 3 & 9 months - Children	254	387	65.6%	57.1%	58.9%	57.6%
% of FP17s for the same patient ID Re-attending between 3 & 9 months - Adults	1,330	2,052	64.8%	50.6%	52.2%	50.1%
% of FP17s for Band 1 Urgent Courses	188	2,230	8.4%	9.8%	9.2%	9.1%
% of FP17s Relating to Free Repair or Replacements	8	2,230	0.4%	1.0%	1.0%	0.8%
% of FP17s Relating to Continuations	9	2,230	0.4%	1.6%	1.4%	1.2%
% of Patients satisfied with the dentistry they have received	7	7	N/A	93.7%	93.1%	92.8%
% of Patients satisfied with the time they had to wait for an appointment	7	7	N/A	93.0%	89.5%	88.7%

* This is based on patients treated on this contract for their most recent course of treatment. Figures in italics indicate the base number of FP17s or Patient Questionnaire responses are less than 100. N/A is shown where the base number of responses is less than 10 during the period. % is calculated as Quantity/Base number*100

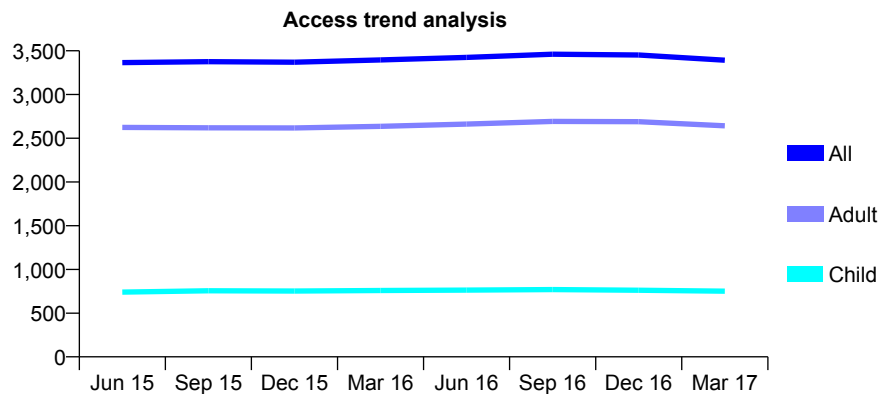
Q44 - Vital Signs At a Glance Contract Report for 968404/0001 - March 2017

Name or company name	MR WK ASKAR
Contract type name	GDS Contract
Purpose of contract	General
Contract start date	22/09/2007
Contract end date	

16/17 Contracted general activity (UDA)	8,417
Carry forward general activity (UDA)	0
16/17 Contracted orthodontic activity (UOA)	0
Carry forward orthodontic activity (UOA)	0
Baseline contract value	£227,781.24

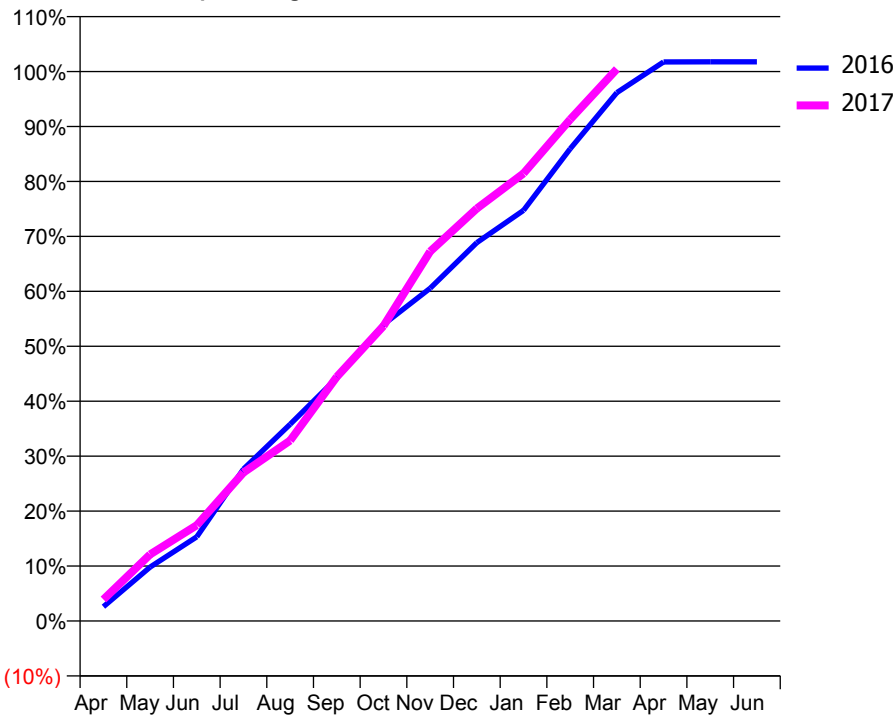
ACCESS*

Patients seen in 24 months	Total	Change since previous quarter
Quarter ending March 2016	3,395	
Quarter ending June 2016	3,425	→
Quarter ending September 2016	3,461	→
Quarter ending December 2016	3,452	→
Quarter ending March 2017	3,393	↓
Variance since March 2016	(0.1%)	→



ACTIVITY

Cumulative percentage of contracted UDA delivered 2016 & 2017



Month	Adjusted Scheduled Activity (UDA)	
	2016	2017
April	219	330
May	825	1,020
June	1,290	1,468
July	2,327	2,274
August	3,014	2,765
September	3,722	3,742
October	4,541	4,519
November	5,098	5,661
December	5,796	6,319
January	6,290	6,855
February	7,234	7,683
March	8,094	8,455
April	8,564	
May	8,566	
June	8,566	

QUALITY

	Quantity	Base Number	Contract	AT	Region	England
% of FP17s for the same patient ID Re-attending within 3 months - Children	105	1,065	9.9%	12.5%	13.3%	12.3%
% of FP17s for the same patient ID Re-attending within 3 months - Adults	670	3,669	18.3%	18.0%	17.3%	16.7%
% of FP17s for the same patient ID Re-attending between 3 & 9 months - Children	538	1,065	50.5%	57.1%	58.9%	57.6%
% of FP17s for the same patient ID Re-attending between 3 & 9 months - Adults	1,804	3,669	49.2%	50.6%	52.2%	50.1%
% of FP17s for Band 1 Urgent Courses	487	3,773	12.9%	9.8%	9.2%	9.1%
% of FP17s Relating to Free Repair or Replacements	81	3,773	2.1%	1.0%	1.0%	0.8%
% of FP17s Relating to Continuations	45	3,773	1.2%	1.6%	1.4%	1.2%
% of Patients satisfied with the dentistry they have received	8	9	N/A	93.7%	93.1%	92.8%
% of Patients satisfied with the time they had to wait for an appointment	9	9	N/A	93.0%	89.5%	88.7%

* This is based on patients treated on this contract for their most recent course of treatment. Figures in italics indicate the base number of FP17s or Patient Questionnaire responses are less than 100. N/A is shown where the base number of responses is less than 10 during the period. % is calculated as Quantity/Base number*100

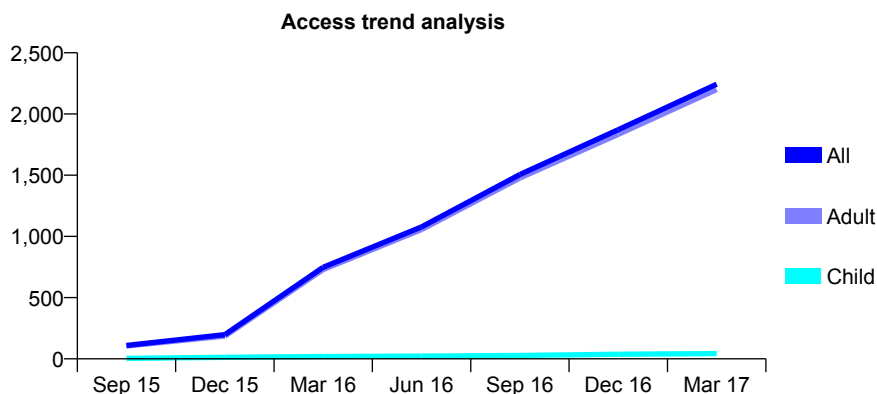
Q44 - Vital Signs At a Glance Contract Report for 968404/0003 - March 2017

Name or company name	MR WK ASKAR
Contract type name	PDS Contract
Purpose of contract	General
Contract start date	01/07/2015
Contract end date	30/06/2018

16/17 Contracted general activity (UDA)	7,500
Carry forward general activity (UDA)	0
16/17 Contracted orthodontic activity (UOA)	0
Carry forward orthodontic activity (UOA)	0
Baseline contract value	£392,890.11

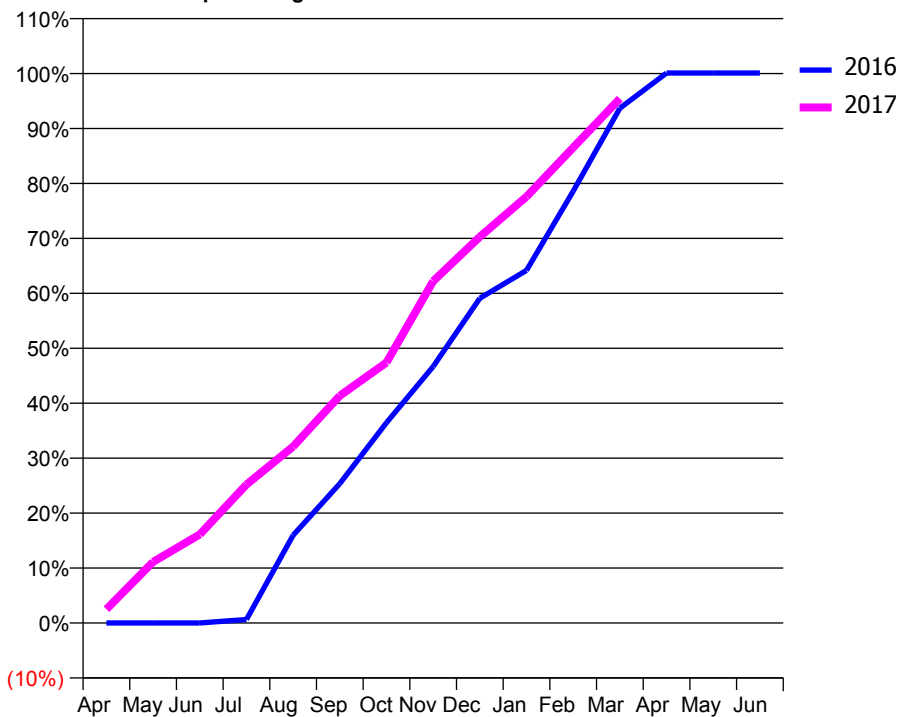
ACCESS*

Patients seen in 24 months	Total	Change since previous quarter
Quarter ending March 2016	748	
Quarter ending June 2016	1,078	↑
Quarter ending September 2016	1,506	↑
Quarter ending December 2016	1,872	↑
Quarter ending March 2017	2,243	↑
Variance since March 2016	199.9%	↑



ACTIVITY

Cumulative percentage of contracted UDA delivered 2016 & 2017



Month	Adjusted Scheduled Activity (UDA)	
	2016	2017
April	0	189
May	0	834
June	0	1,209
July	36	1,890
August	898	2,409
September	1,427	3,102
October	2,051	3,555
November	2,625	4,665
December	3,324	5,271
January	3,610	5,820
February	4,420	6,489
March	5,269	7,158
April	5,629	
May	5,629	
June	5,629	

QUALITY

	Quantity	Base Number	Contract	AT	Region	England
% of FP17s for the same patient ID Re-attending within 3 months - Children	0	46	0.0%	12.5%	13.3%	12.3%
% of FP17s for the same patient ID Re-attending within 3 months - Adults	52	2,458	2.1%	18.0%	17.3%	16.7%
% of FP17s for the same patient ID Re-attending between 3 & 9 months - Children	0	46	0.0%	57.1%	58.9%	57.6%
% of FP17s for the same patient ID Re-attending between 3 & 9 months - Adults	16	2,458	0.7%	50.6%	52.2%	50.1%
% of FP17s for Band 1 Urgent Courses	0	2,384	0.0%	9.8%	9.2%	9.1%
% of FP17s Relating to Free Repair or Replacements	0	2,384	0.0%	1.0%	1.0%	0.8%
% of FP17s Relating to Continuations	0	2,384	0.0%	1.6%	1.4%	1.2%
% of Patients satisfied with the dentistry they have received	4	4	N/A	93.7%	93.1%	92.8%
% of Patients satisfied with the time they had to wait for an appointment	2	4	N/A	93.0%	89.5%	88.7%

* This is based on patients treated on this contract for their most recent course of treatment. Figures in italics indicate the base number of FP17s or Patient Questionnaire responses are less than 100. N/A is shown where the base number of responses is less than 10 during the period. % is calculated as Quantity/Base number*100

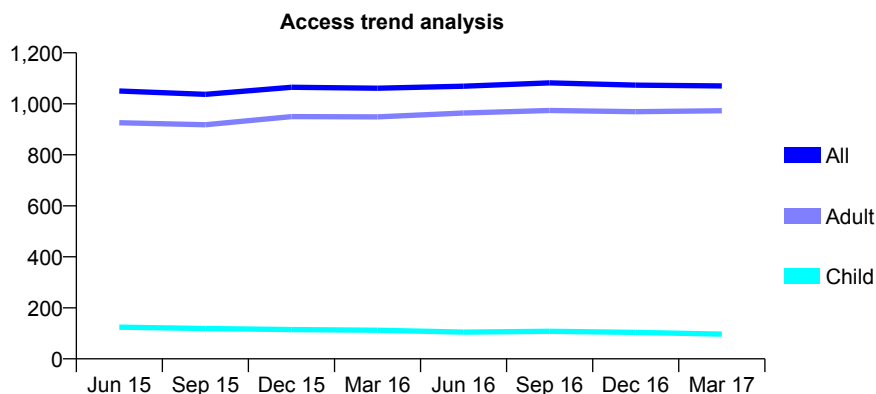
Q44 - Vital Signs At a Glance Contract Report for 986801/0005 - March 2017

Name or company name	MR MN DEVLIN
Contract type name	GDS Contract
Purpose of contract	General
Contract start date	01/10/2007
Contract end date	

16/17 Contracted general activity (UDA)	3,791
Carry forward general activity (UDA)	0
16/17 Contracted orthodontic activity (UOA)	0
Carry forward orthodontic activity (UOA)	0
Baseline contract value	£70,773.26

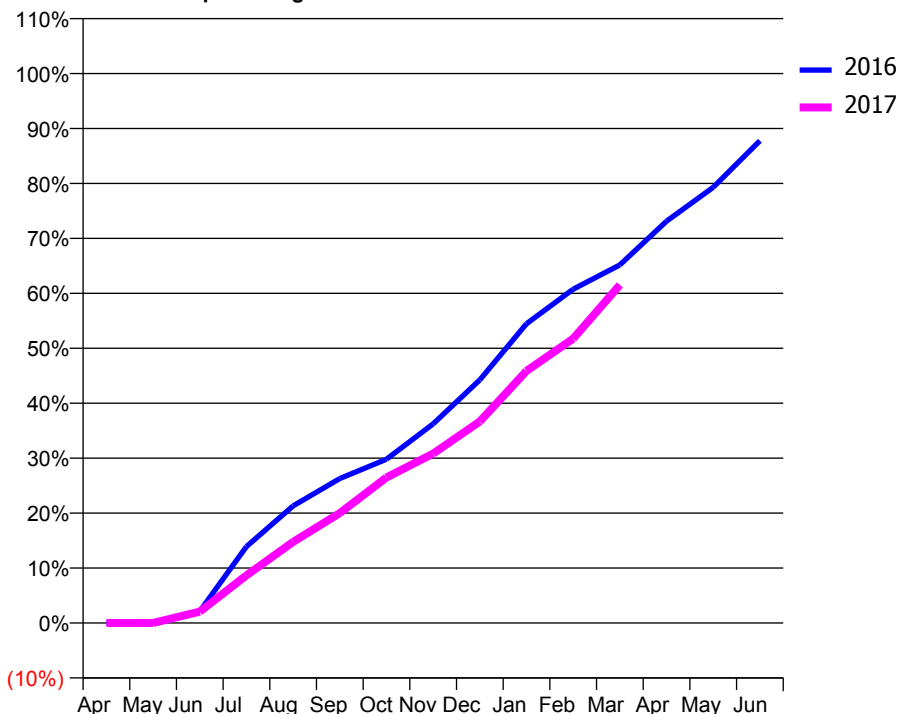
ACCESS*

Patients seen in 24 months	Total	Change since previous quarter
Quarter ending March 2016	1,061	
Quarter ending June 2016	1,069	→
Quarter ending September 2016	1,082	→
Quarter ending December 2016	1,073	→
Quarter ending March 2017	1,070	→
Variance since March 2016	0.8%	→



ACTIVITY

Cumulative percentage of contracted UDA delivered 2016 & 2017



Month	Adjusted Scheduled Activity (UDA)	
	2016	2017
April	0	0
May	2	0
June	82	79
July	527	329
August	808	560
September	997	758
October	1,130	1,004
November	1,374	1,169
December	1,678	1,390
January	2,065	1,739
February	2,303	1,962
March	2,471	2,332
April	2,772	
May	3,006	
June	3,327	

QUALITY

	Quantity	Base Number	Contract	AT	Region	England
% of FP17s for the same patient ID Re-attending within 3 months - Children	2	108	1.9%	12.5%	13.3%	12.3%
% of FP17s for the same patient ID Re-attending within 3 months - Adults	129	1,232	10.5%	18.0%	17.3%	16.7%
% of FP17s for the same patient ID Re-attending between 3 & 9 months - Children	60	108	55.6%	57.1%	58.9%	57.6%
% of FP17s for the same patient ID Re-attending between 3 & 9 months - Adults	662	1,232	53.7%	50.6%	52.2%	50.1%
% of FP17s for Band 1 Urgent Courses	62	1,107	5.6%	9.8%	9.2%	9.1%
% of FP17s Relating to Free Repair or Replacements	5	1,107	0.5%	1.0%	1.0%	0.8%
% of FP17s Relating to Continuations	3	1,107	0.3%	1.6%	1.4%	1.2%
% of Patients satisfied with the dentistry they have received	1	1	N/A	93.7%	93.1%	92.8%
% of Patients satisfied with the time they had to wait for an appointment	1	1	N/A	93.0%	89.5%	88.7%

* This is based on patients treated on this contract for their most recent course of treatment. Figures in italics indicate the base number of FP17s or Patient Questionnaire responses are less than 100. N/A is shown where the base number of responses is less than 10 during the period. % is calculated as Quantity/Base number*100

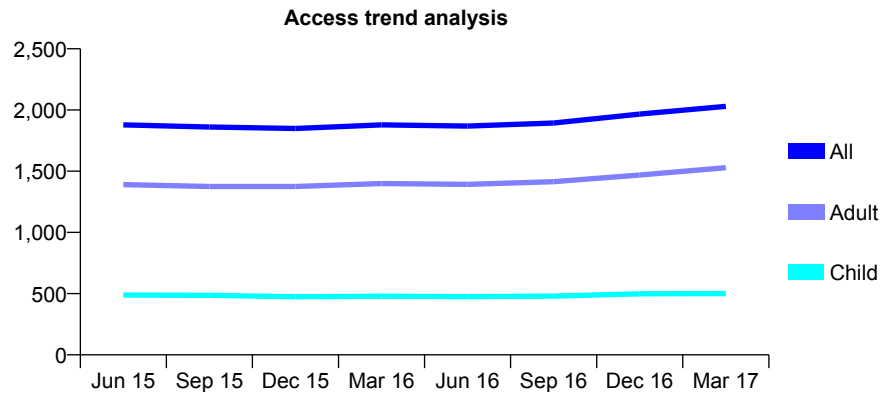
Q44 - Vital Signs At a Glance Contract Report for 990175/0001 - March 2017

Name or company name	MR D O'CONNOR
Contract type name	GDS Contract
Purpose of contract	General
Contract start date	01/04/2006
Contract end date	

16/17 Contracted general activity (UDA)	6,000
Carry forward general activity (UDA)	0
16/17 Contracted orthodontic activity (UOA)	0
Carry forward orthodontic activity (UOA)	0
Baseline contract value	£159,445.57

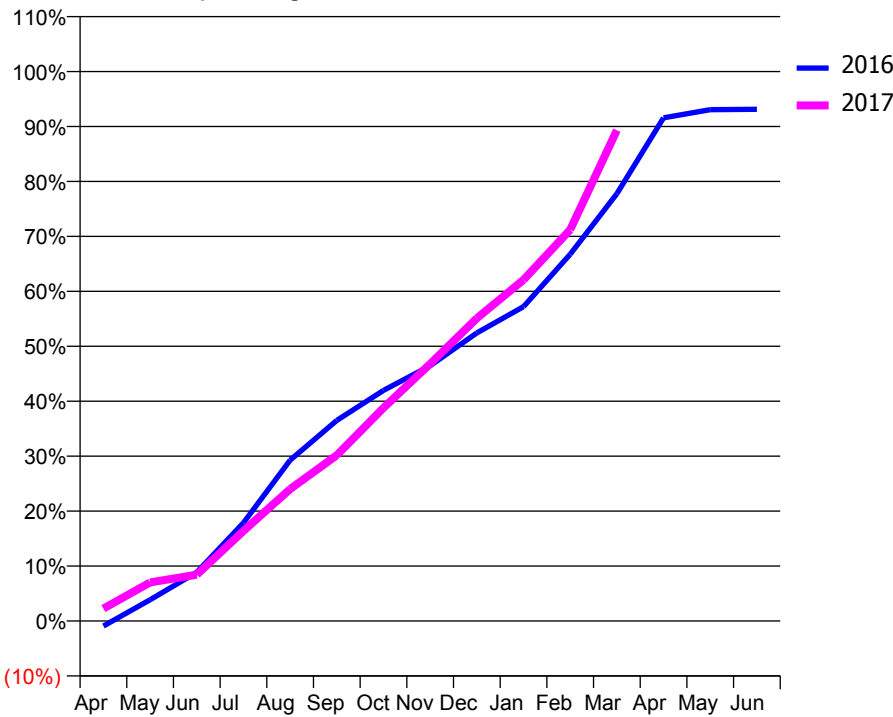
ACCESS*

Patients seen in 24 months	Total	Change since previous quarter
Quarter ending March 2016	1,878	
Quarter ending June 2016	1,869	→
Quarter ending September 2016	1,894	→
Quarter ending December 2016	1,967	↑
Quarter ending March 2017	2,030	↑
Variance since March 2016	8.1%	↑



ACTIVITY

Cumulative percentage of contracted UDA delivered 2016 & 2017



Month	Adjusted Scheduled Activity (UDA)	
	2016	2017
April	-56	136
May	232	421
June	532	506
July	1,072	984
August	1,757	1,440
September	2,191	1,810
October	2,518	2,327
November	2,788	2,808
December	3,146	3,306
January	3,432	3,726
February	4,004	4,273
March	4,665	5,359
April	5,494	
May	5,583	
June	5,587	

QUALITY

	Quantity	Base Number	Contract	AT	Region	England
% of FP17s for the same patient ID Re-attending within 3 months - Children	79	783	10.1%	12.5%	13.3%	12.3%
% of FP17s for the same patient ID Re-attending within 3 months - Adults	371	2,224	16.7%	18.0%	17.3%	16.7%
% of FP17s for the same patient ID Re-attending between 3 & 9 months - Children	401	783	51.2%	57.1%	58.9%	57.6%
% of FP17s for the same patient ID Re-attending between 3 & 9 months - Adults	1,093	2,224	49.1%	50.6%	52.2%	50.1%
% of FP17s for Band 1 Urgent Courses	163	2,201	7.4%	9.8%	9.2%	9.1%
% of FP17s Relating to Free Repair or Replacements	5	2,201	0.2%	1.0%	1.0%	0.8%
% of FP17s Relating to Continuations	29	2,201	1.3%	1.6%	1.4%	1.2%
% of Patients satisfied with the dentistry they have received	16	19	84.2%	93.7%	93.1%	92.8%
% of Patients satisfied with the time they had to wait for an appointment	17	19	89.5%	93.0%	89.5%	88.7%

* This is based on patients treated on this contract for their most recent course of treatment. Figures in italics indicate the base number of FP17s or Patient Questionnaire responses are less than 100. N/A is shown where the base number of responses is less than 10 during the period. % is calculated as Quantity/Base number*100

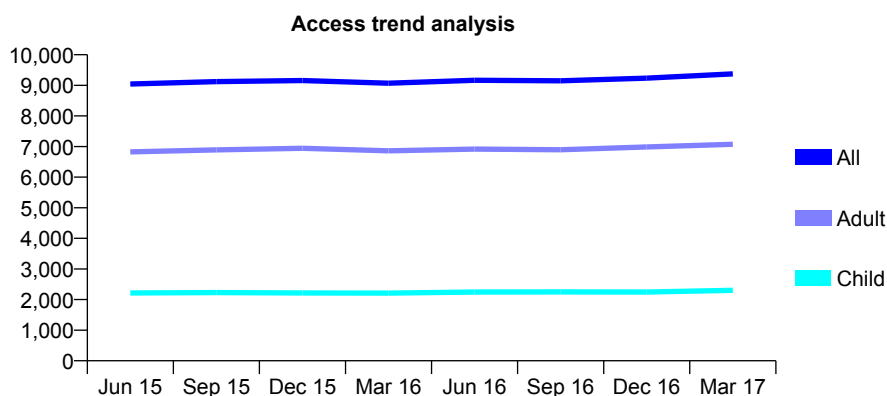
Q45 - Vital Signs At a Glance Contract Report for 101281/0004 - March 2017

Name or company name	OASIS DENTAL CARE LTD
Contract type name	GDS Contract
Purpose of contract	General
Contract start date	01/04/2006
Contract end date	

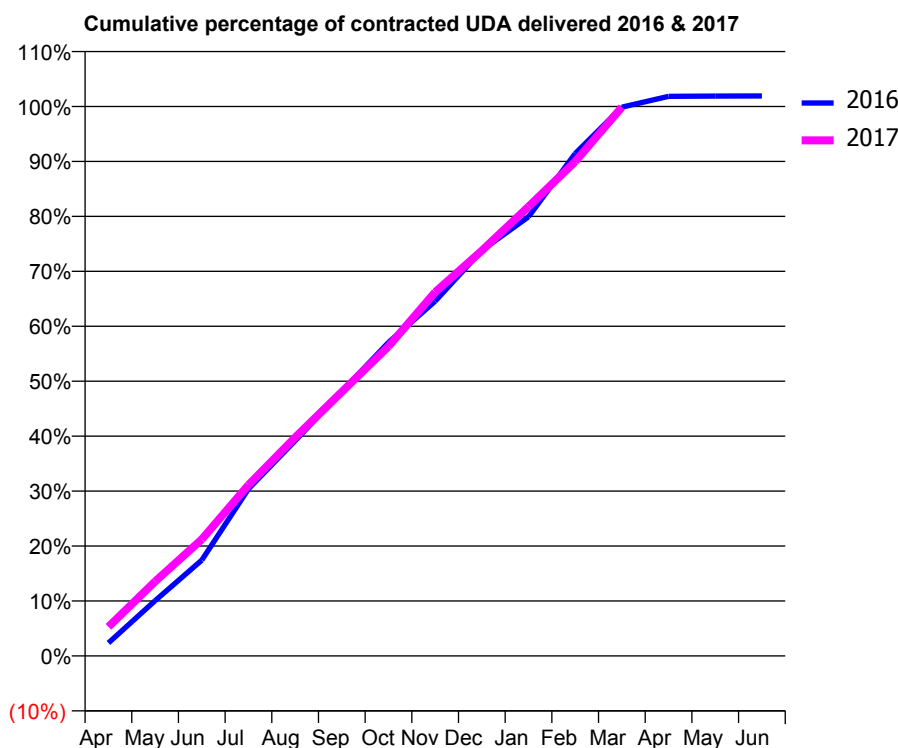
16/17 Contracted general activity (UDA)	27,500
Carry forward general activity (UDA)	0
16/17 Contracted orthodontic activity (UOA)	0
Carry forward orthodontic activity (UOA)	0
Baseline contract value	£752,137.81

ACCESS*

Patients seen in 24 months	Total	Change since previous quarter
Quarter ending March 2016	9,071	
Quarter ending June 2016	9,164	→
Quarter ending September 2016	9,147	→
Quarter ending December 2016	9,235	→
Quarter ending March 2017	9,376	→
Variance since March 2016	3.4%	↑



ACTIVITY



Month	Adjusted Scheduled Activity (UDA)	
	2016	2017
April	650	1,458
May	2,768	3,726
June	4,794	5,839
July	8,359	8,557
August	10,768	10,935
September	13,234	13,219
October	15,695	15,490
November	17,757	18,212
December	20,299	20,286
January	21,979	22,488
February	25,140	24,741
March	27,466	27,466
April	28,003	
May	28,020	
June	28,023	

QUALITY

	Quantity	Base Number	Contract	AT	Region	England
% of FP17s for the same patient ID Re-attending within 3 months - Children	243	3,410	7.1%	13.0%	13.3%	12.3%
% of FP17s for the same patient ID Re-attending within 3 months - Adults	1,732	10,651	16.3%	16.3%	17.3%	16.7%
% of FP17s for the same patient ID Re-attending between 3 & 9 months - Children	1,969	3,410	57.7%	54.5%	58.9%	57.6%
% of FP17s for the same patient ID Re-attending between 3 & 9 months - Adults	6,044	10,651	56.7%	50.2%	52.2%	50.1%
% of FP17s for Band 1 Urgent Courses	842	13,809	6.1%	8.8%	9.2%	9.1%
% of FP17s Relating to Free Repair or Replacements	446	13,809	3.2%	1.3%	1.0%	0.8%
% of FP17s Relating to Continuations	203	13,809	1.5%	1.7%	1.4%	1.2%
% of Patients satisfied with the dentistry they have received	23	26	88.5%	92.0%	93.1%	92.8%
% of Patients satisfied with the time they had to wait for an appointment	23	26	88.5%	88.8%	89.5%	88.7%

* This is based on patients treated on this contract for their most recent course of treatment. Figures in italics indicate the base number of FP17s or Patient Questionnaire responses are less than 100. N/A is shown where the base number of responses is less than 10 during the period. % is calculated as Quantity/Base number*100

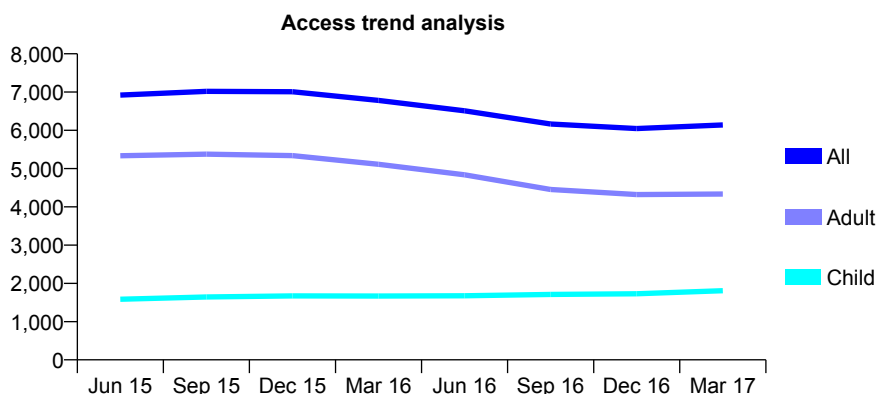
Q45 - Vital Signs At a Glance Contract Report for 101281/0005 - March 2017

Name or company name	OASIS DENTAL CARE LTD
Contract type name	GDS Contract
Purpose of contract	General
Contract start date	01/04/2006
Contract end date	

16/17 Contracted general activity (UDA)	21,308
Carry forward general activity (UDA)	0
16/17 Contracted orthodontic activity (UOA)	0
Carry forward orthodontic activity (UOA)	0
Baseline contract value	£554,691.97

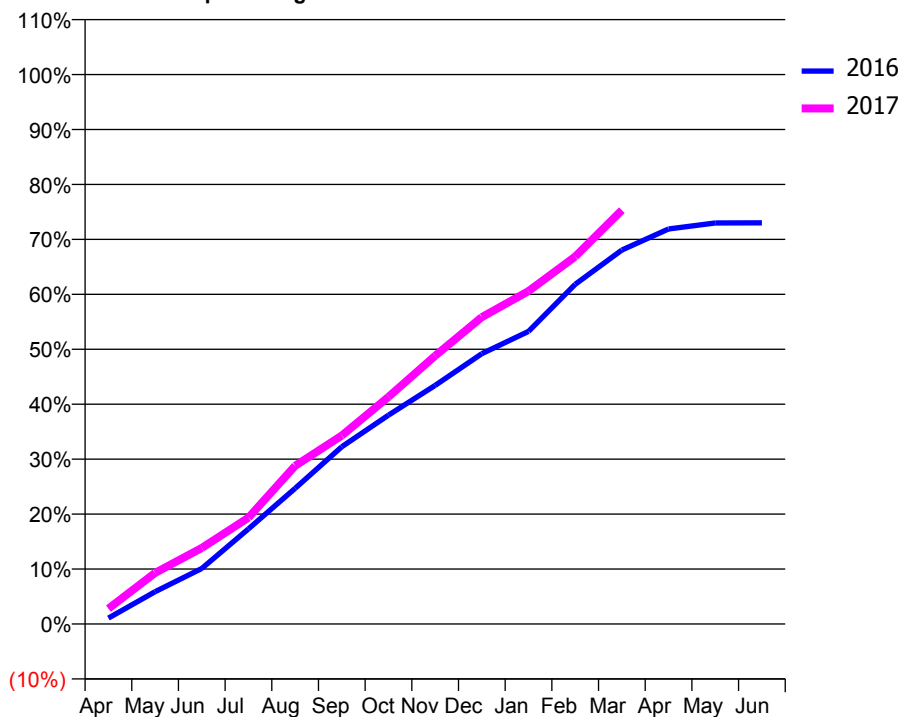
ACCESS*

Patients seen in 24 months	Total	Change since previous quarter
Quarter ending March 2016	6,781	
Quarter ending June 2016	6,511	↓
Quarter ending September 2016	6,163	↓
Quarter ending December 2016	6,046	↓
Quarter ending March 2017	6,140	→
Variance since March 2016	(9.5%)	↓



ACTIVITY

Cumulative percentage of contracted UDA delivered 2016 & 2017



Adjusted Scheduled Activity (UDA)

Month	2016	2017
April	230	598
May	1,256	1,984
June	2,154	2,949
July	3,688	4,124
August	5,264	6,134
September	6,875	7,307
October	8,102	8,807
November	9,251	10,401
December	10,484	11,902
January	11,348	12,910
February	13,174	14,249
March	14,502	16,047
April	15,318	
May	15,553	
June	15,557	

QUALITY

	Quantity	Base Number	Contract	AT	Region	England
% of FP17s for the same patient ID Re-attending within 3 months - Children	269	3,192	8.4%	13.0%	13.3%	12.3%
% of FP17s for the same patient ID Re-attending within 3 months - Adults	800	6,405	12.5%	16.3%	17.3%	16.7%
% of FP17s for the same patient ID Re-attending between 3 & 9 months - Children	2,139	3,192	67.0%	54.5%	58.9%	57.6%
% of FP17s for the same patient ID Re-attending between 3 & 9 months - Adults	3,714	6,405	58.0%	50.2%	52.2%	50.1%
% of FP17s for Band 1 Urgent Courses	413	9,013	4.6%	8.8%	9.2%	9.1%
% of FP17s Relating to Free Repair or Replacements	112	9,013	1.2%	1.3%	1.0%	0.8%
% of FP17s Relating to Continuations	80	9,013	0.9%	1.7%	1.4%	1.2%
% of Patients satisfied with the dentistry they have received	9	9	N/A	92.0%	93.1%	92.8%
% of Patients satisfied with the time they had to wait for an appointment	9	9	N/A	88.8%	89.5%	88.7%

* This is based on patients treated on this contract for their most recent course of treatment. Figures in italics indicate the base number of FP17s or Patient Questionnaire responses are less than 100. N/A is shown where the base number of responses is less than 10 during the period. % is calculated as Quantity/Base number*100

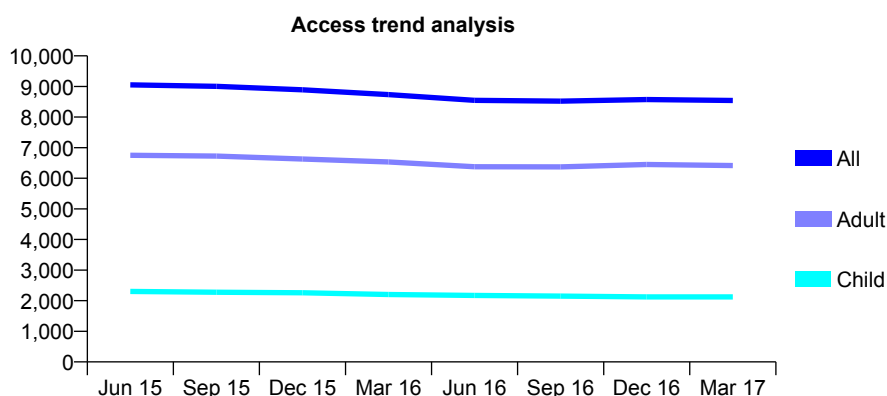
Q45 - Vital Signs At a Glance Contract Report for 101281/0006 - March 2017

Name or company name	OASIS DENTAL CARE LTD
Contract type name	GDS Contract
Purpose of contract	General
Contract start date	01/04/2006
Contract end date	

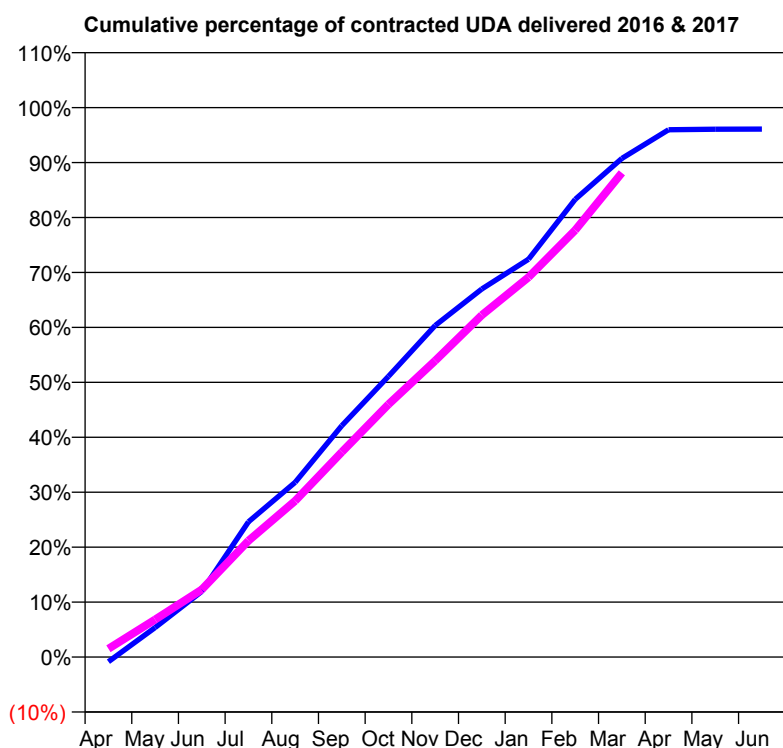
16/17 Contracted general activity (UDA)	25,123
Carry forward general activity (UDA)	493
16/17 Contracted orthodontic activity (UOA)	0
Carry forward orthodontic activity (UOA)	0
Baseline contract value	£689,090.08

ACCESS*

Patients seen in 24 months	Total	Change since previous quarter
Quarter ending March 2016	8,736	
Quarter ending June 2016	8,549	↓
Quarter ending September 2016	8,522	→
Quarter ending December 2016	8,572	→
Quarter ending March 2017	8,541	→
Variance since March 2016	(2.2%)	↓



ACTIVITY



Month	Adjusted Scheduled Activity (UDA)	
	2016	2017
April	-216	382
May	1,353	1,714
June	3,004	3,085
July	6,188	5,322
August	7,988	7,145
September	10,578	9,375
October	12,837	11,558
November	15,157	13,552
December	16,829	15,637
January	18,192	17,368
February	20,924	19,516
March	22,801	22,140
April	24,107	
May	24,131	
June	24,137	

QUALITY

	Quantity	Base Number	Contract	AT	Region	England
% of FP17s for the same patient ID Re-attending within 3 months - Children	197	2,730	7.2%	13.0%	13.3%	12.3%
% of FP17s for the same patient ID Re-attending within 3 months - Adults	1,155	8,270	14.0%	16.3%	17.3%	16.7%
% of FP17s for the same patient ID Re-attending between 3 & 9 months - Children	1,334	2,730	48.9%	54.5%	58.9%	57.6%
% of FP17s for the same patient ID Re-attending between 3 & 9 months - Adults	4,175	8,270	50.5%	50.2%	52.2%	50.1%
% of FP17s for Band 1 Urgent Courses	983	10,411	9.4%	8.8%	9.2%	9.1%
% of FP17s Relating to Free Repair or Replacements	160	10,411	1.5%	1.3%	1.0%	0.8%
% of FP17s Relating to Continuations	207	10,411	2.0%	1.7%	1.4%	1.2%
% of Patients satisfied with the dentistry they have received	25	25	100.0%	92.0%	93.1%	92.8%
% of Patients satisfied with the time they had to wait for an appointment	23	25	92.0%	88.8%	89.5%	88.7%

* This is based on patients treated on this contract for their most recent course of treatment. Figures in italics indicate the base number of FP17s or Patient Questionnaire responses are less than 100. N/A is shown where the base number of responses is less than 10 during the period. % is calculated as Quantity/Base number*100

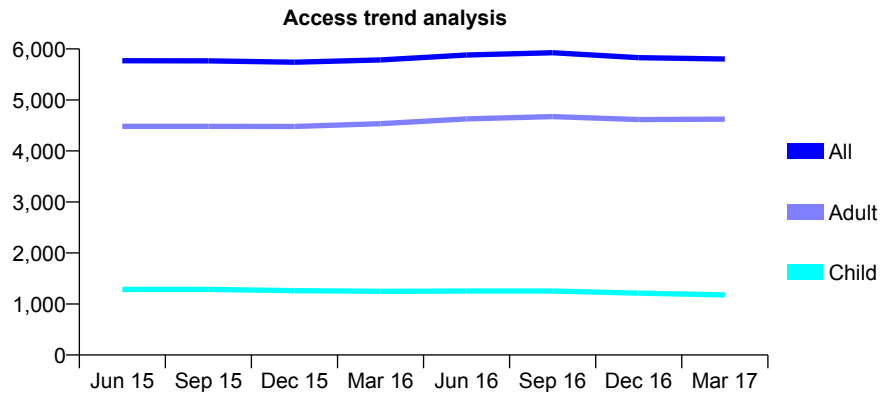
Q45 - Vital Signs At a Glance Contract Report for 101281/0007 - March 2017

Name or company name	OASIS DENTAL CARE LTD
Contract type name	GDS Contract
Purpose of contract	General
Contract start date	01/04/2006
Contract end date	

16/17 Contracted general activity (UDA)	18,847
Carry forward general activity (UDA)	0
16/17 Contracted orthodontic activity (UOA)	0
Carry forward orthodontic activity (UOA)	0
Baseline contract value	£497,076.33

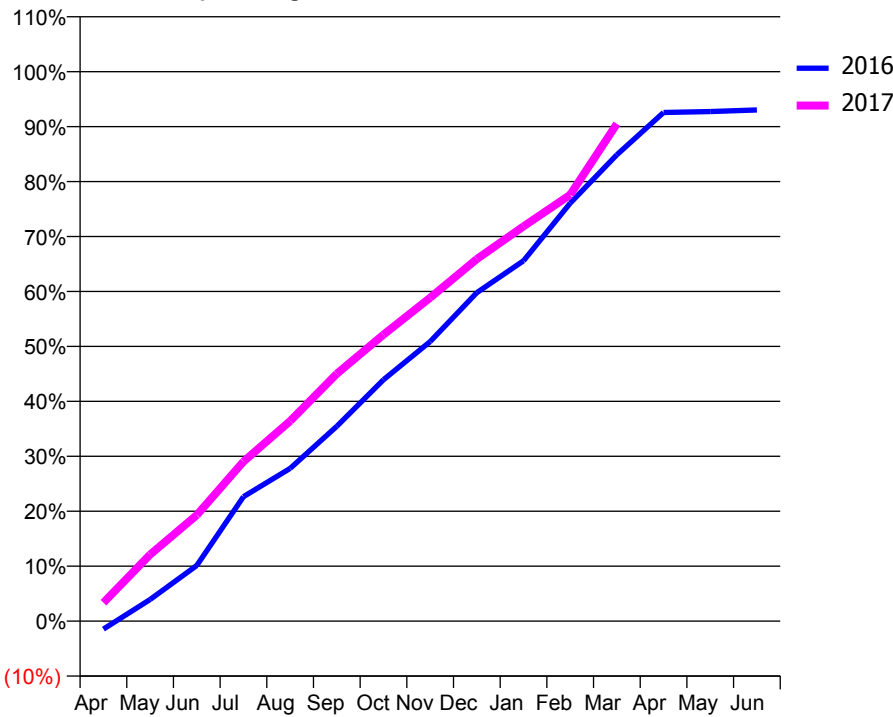
ACCESS*

Patients seen in 24 months	Total	Change since previous quarter
Quarter ending March 2016	5,784	
Quarter ending June 2016	5,881	→
Quarter ending September 2016	5,926	→
Quarter ending December 2016	5,829	↓
Quarter ending March 2017	5,803	→
Variance since March 2016	0.3%	→



ACTIVITY

Cumulative percentage of contracted UDA delivered 2016 & 2017



Month	Adjusted Scheduled Activity (UDA)	
	2016	2017
April	-276	634
May	742	2,283
June	1,910	3,639
July	4,268	5,470
August	5,239	6,863
September	6,685	8,487
October	8,280	9,824
November	9,589	11,092
December	11,266	12,422
January	12,362	13,540
February	14,334	14,625
March	15,998	17,056
April	17,445	
May	17,476	
June	17,534	

QUALITY

	Quantity	Base Number	Contract	AT	Region	England
% of FP17s for the same patient ID Re-attending within 3 months - Children	172	1,448	11.9%	13.0%	13.3%	12.3%
% of FP17s for the same patient ID Re-attending within 3 months - Adults	1,751	6,405	27.3%	16.3%	17.3%	16.7%
% of FP17s for the same patient ID Re-attending between 3 & 9 months - Children	563	1,448	38.9%	54.5%	58.9%	57.6%
% of FP17s for the same patient ID Re-attending between 3 & 9 months - Adults	2,031	6,405	31.7%	50.2%	52.2%	50.1%
% of FP17s for Band 1 Urgent Courses	2,056	7,361	27.9%	8.8%	9.2%	9.1%
% of FP17s Relating to Free Repair or Replacements	154	7,361	2.1%	1.3%	1.0%	0.8%
% of FP17s Relating to Continuations	320	7,361	4.3%	1.7%	1.4%	1.2%
% of Patients satisfied with the dentistry they have received	5	5	N/A	92.0%	93.1%	92.8%
% of Patients satisfied with the time they had to wait for an appointment	5	5	N/A	88.8%	89.5%	88.7%

* This is based on patients treated on this contract for their most recent course of treatment. Figures in italics indicate the base number of FP17s or Patient Questionnaire responses are less than 100. N/A is shown where the base number of responses is less than 10 during the period. % is calculated as Quantity/Base number*100

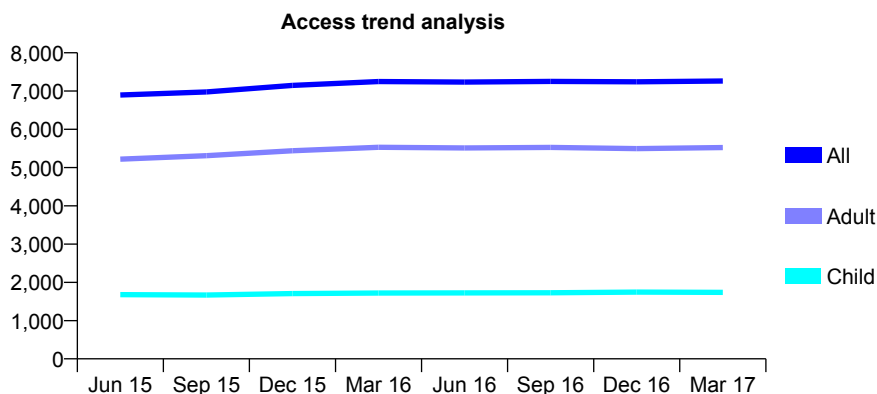
Q45 - Vital Signs At a Glance Contract Report for 101281/0017 - March 2017

Name or company name	OASIS DENTAL CARE LTD
Contract type name	GDS Contract
Purpose of contract	General
Contract start date	01/04/2006
Contract end date	

16/17 Contracted general activity (UDA)	22,400
Carry forward general activity (UDA)	0
16/17 Contracted orthodontic activity (UOA)	0
Carry forward orthodontic activity (UOA)	0
Baseline contract value	£614,313.20

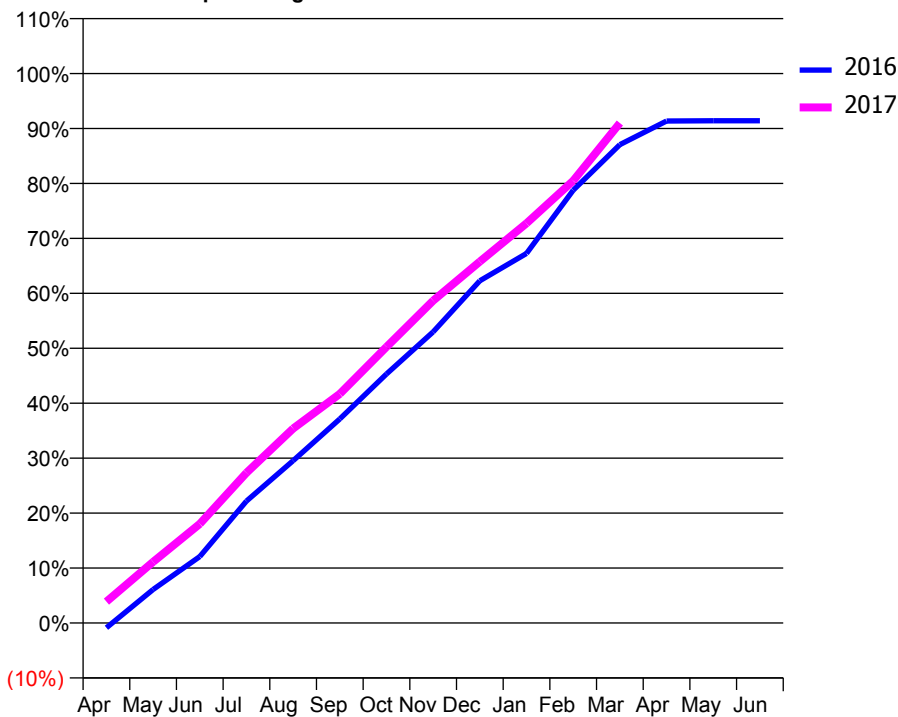
ACCESS*

Patients seen in 24 months	Total	Change since previous quarter
Quarter ending March 2016	7,249	
Quarter ending June 2016	7,236	→
Quarter ending September 2016	7,253	→
Quarter ending December 2016	7,241	→
Quarter ending March 2017	7,264	→
Variance since March 2016	0.2%	→



ACTIVITY

Cumulative percentage of contracted UDA delivered 2016 & 2017



Month	Adjusted Scheduled Activity (UDA)	
	2016	2017
April	-200	875
May	1,370	2,494
June	2,708	4,044
July	4,972	6,122
August	6,616	7,930
September	8,322	9,342
October	10,152	11,257
November	11,870	13,141
December	13,950	14,735
January	15,065	16,294
February	17,642	18,026
March	19,499	20,382
April	20,462	
May	20,474	
June	20,475	

QUALITY

	Quantity	Base Number	Contract	AT	Region	England
% of FP17s for the same patient ID Re-attending within 3 months - Children	211	2,615	8.1%	13.0%	13.3%	12.3%
% of FP17s for the same patient ID Re-attending within 3 months - Adults	1,040	7,619	13.7%	16.3%	17.3%	16.7%
% of FP17s for the same patient ID Re-attending between 3 & 9 months - Children	1,540	2,615	58.9%	54.5%	58.9%	57.6%
% of FP17s for the same patient ID Re-attending between 3 & 9 months - Adults	4,427	7,619	58.1%	50.2%	52.2%	50.1%
% of FP17s for Band 1 Urgent Courses	632	9,764	6.5%	8.8%	9.2%	9.1%
% of FP17s Relating to Free Repair or Replacements	222	9,764	2.3%	1.3%	1.0%	0.8%
% of FP17s Relating to Continuations	73	9,764	0.7%	1.7%	1.4%	1.2%
% of Patients satisfied with the dentistry they have received	25	25	100.0%	92.0%	93.1%	92.8%
% of Patients satisfied with the time they had to wait for an appointment	21	25	84.0%	88.8%	89.5%	88.7%

* This is based on patients treated on this contract for their most recent course of treatment. Figures in italics indicate the base number of FP17s or Patient Questionnaire responses are less than 100. N/A is shown where the base number of responses is less than 10 during the period. % is calculated as Quantity/Base number*100

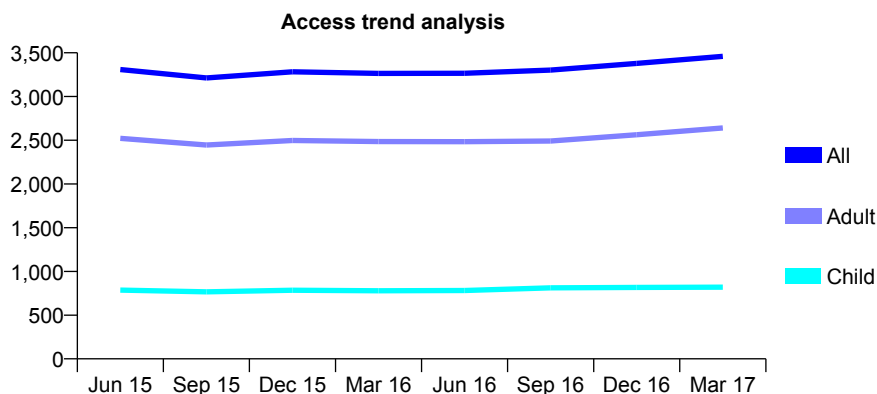
Q45 - Vital Signs At a Glance Contract Report for 101281/0018 - March 2017

Name or company name	OASIS DENTAL CARE LTD
Contract type name	GDS Contract
Purpose of contract	General
Contract start date	01/04/2006
Contract end date	

16/17 Contracted general activity (UDA)	12,000
Carry forward general activity (UDA)	0
16/17 Contracted orthodontic activity (UOA)	0
Carry forward orthodontic activity (UOA)	0
Baseline contract value	£318,905.02

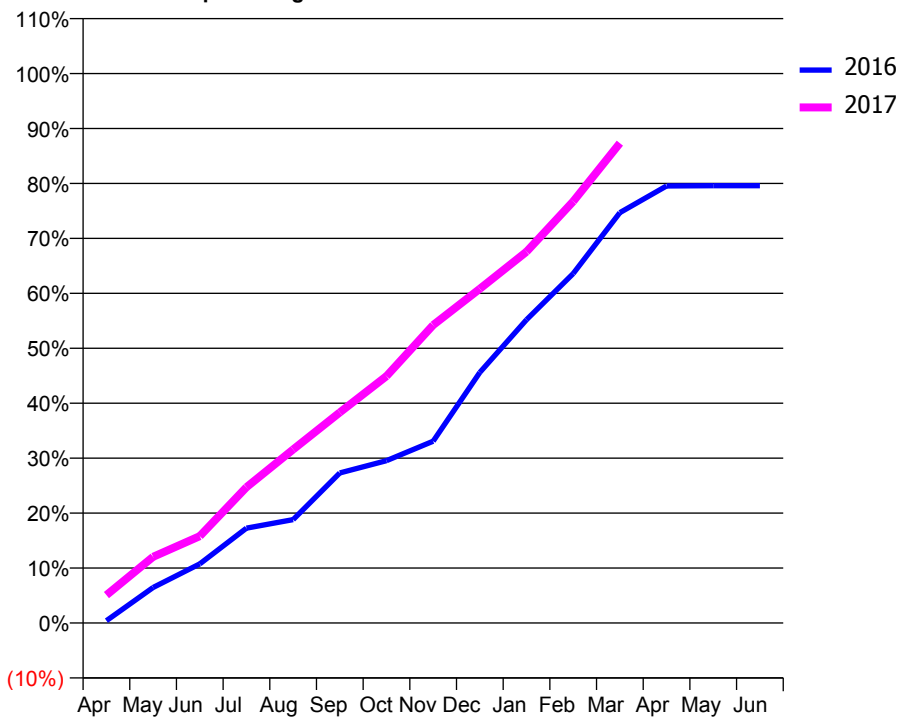
ACCESS*

Patients seen in 24 months	Total	Change since previous quarter
Quarter ending March 2016	3,264	
Quarter ending June 2016	3,266	→
Quarter ending September 2016	3,303	→
Quarter ending December 2016	3,379	↑
Quarter ending March 2017	3,460	↑
Variance since March 2016	6.0%	↑



ACTIVITY

Cumulative percentage of contracted UDA delivered 2016 & 2017



Adjusted Scheduled Activity (UDA)

Month	2016	2017
April	59	609
May	907	1,445
June	1,506	1,898
July	2,418	2,967
August	2,636	3,789
September	3,824	4,601
October	4,136	5,393
November	4,634	6,507
December	6,386	7,298
January	7,726	8,107
February	8,904	9,208
March	10,456	10,479
April	11,136	
May	11,141	
June	11,141	

QUALITY

	Quantity	Base Number	Contract	AT	Region	England
% of FP17s for the same patient ID Re-attending within 3 months - Children	101	1,144	8.8%	13.0%	13.3%	12.3%
% of FP17s for the same patient ID Re-attending within 3 months - Adults	883	3,785	23.3%	16.3%	17.3%	16.7%
% of FP17s for the same patient ID Re-attending between 3 & 9 months - Children	557	1,144	48.7%	54.5%	58.9%	57.6%
% of FP17s for the same patient ID Re-attending between 3 & 9 months - Adults	1,390	3,785	36.7%	50.2%	52.2%	50.1%
% of FP17s for Band 1 Urgent Courses	780	4,645	16.8%	8.8%	9.2%	9.1%
% of FP17s Relating to Free Repair or Replacements	85	4,645	1.8%	1.3%	1.0%	0.8%
% of FP17s Relating to Continuations	152	4,645	3.3%	1.7%	1.4%	1.2%
% of Patients satisfied with the dentistry they have received	6	7	N/A	92.0%	93.1%	92.8%
% of Patients satisfied with the time they had to wait for an appointment	7	7	N/A	88.8%	89.5%	88.7%

* This is based on patients treated on this contract for their most recent course of treatment. Figures in italics indicate the base number of FP17s or Patient Questionnaire responses are less than 100. N/A is shown where the base number of responses is less than 10 during the period. % is calculated as Quantity/Base number*100

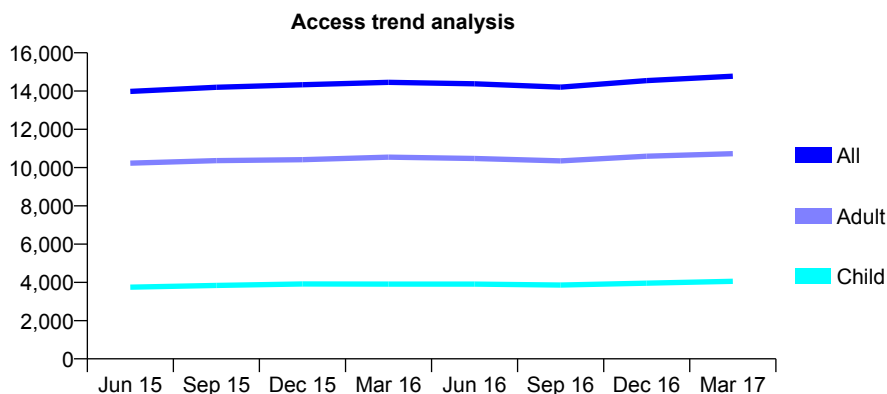
Q45 - Vital Signs At a Glance Contract Report for 101281/0052 - March 2017

Name or company name	OASIS DENTAL CARE LTD
Contract type name	GDS Contract
Purpose of contract	General
Contract start date	01/04/2006
Contract end date	

16/17 Contracted general activity (UDA)	40,053
Carry forward general activity (UDA)	0
16/17 Contracted orthodontic activity (UOA)	0
Carry forward orthodontic activity (UOA)	0
Baseline contract value	£1,132,127.28

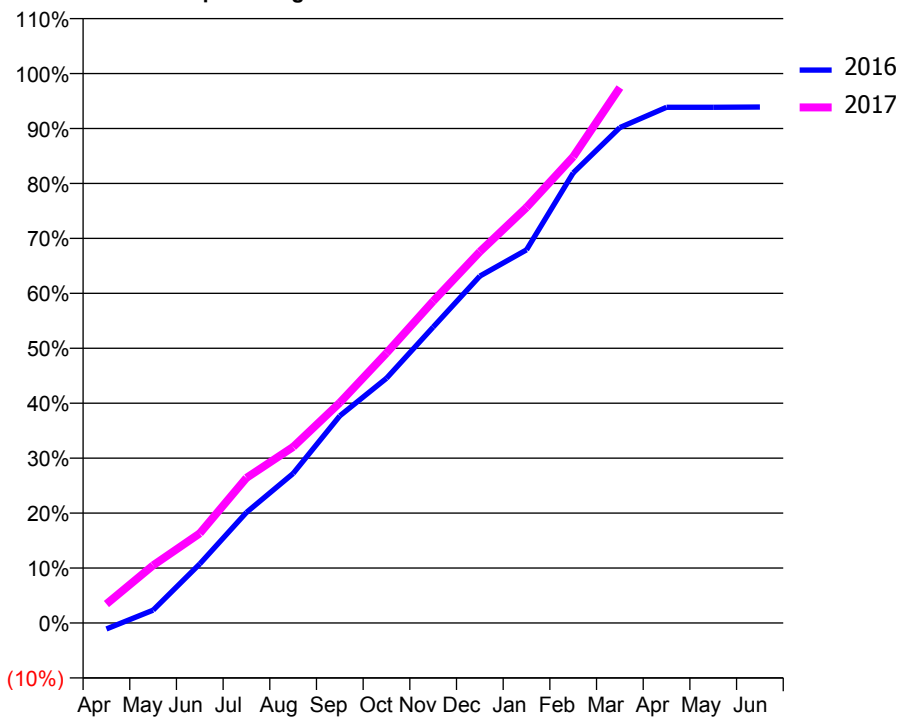
ACCESS*

Patients seen in 24 months	Total	Change since previous quarter
Quarter ending March 2016	14,455	
Quarter ending June 2016	14,382	→
Quarter ending September 2016	14,204	↓
Quarter ending December 2016	14,545	↑
Quarter ending March 2017	14,778	→
Variance since March 2016	2.2%	↑



ACTIVITY

Cumulative percentage of contracted UDA delivered 2016 & 2017



Month	Adjusted Scheduled Activity (UDA)	
	2016	2017
April	-439	1,388
May	937	4,200
June	4,313	6,541
July	8,065	10,584
August	10,903	12,835
September	15,096	16,062
October	17,838	19,682
November	21,568	23,457
December	25,289	27,065
January	27,200	30,287
February	32,807	33,988
March	36,116	39,025
April	37,591	
May	37,590	
June	37,607	

QUALITY

	Quantity	Base Number	Contract	AT	Region	England
% of FP17s for the same patient ID Re-attending within 3 months - Children	474	5,435	8.7%	13.0%	13.3%	12.3%
% of FP17s for the same patient ID Re-attending within 3 months - Adults	2,158	13,269	16.3%	16.3%	17.3%	16.7%
% of FP17s for the same patient ID Re-attending between 3 & 9 months - Children	2,616	5,435	48.1%	54.5%	58.9%	57.6%
% of FP17s for the same patient ID Re-attending between 3 & 9 months - Adults	6,270	13,269	47.3%	50.2%	52.2%	50.1%
% of FP17s for Band 1 Urgent Courses	1,439	18,021	8.0%	8.8%	9.2%	9.1%
% of FP17s Relating to Free Repair or Replacements	189	18,021	1.0%	1.3%	1.0%	0.8%
% of FP17s Relating to Continuations	386	18,021	2.1%	1.7%	1.4%	1.2%
% of Patients satisfied with the dentistry they have received	20	21	95.2%	92.0%	93.1%	92.8%
% of Patients satisfied with the time they had to wait for an appointment	17	21	81.0%	88.8%	89.5%	88.7%

* This is based on patients treated on this contract for their most recent course of treatment. Figures in italics indicate the base number of FP17s or Patient Questionnaire responses are less than 100. N/A is shown where the base number of responses is less than 10 during the period. % is calculated as Quantity/Base number*100

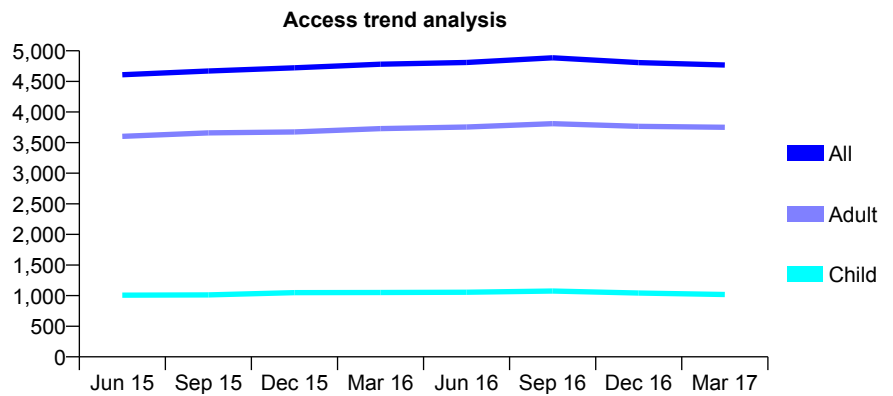
Q45 - Vital Signs At a Glance Contract Report for 101338/0057 - March 2017

Name or company name	Whitecross Dental Care Limited
Contract type name	GDS Contract
Purpose of contract	General
Contract start date	01/01/2008
Contract end date	

16/17 Contracted general activity (UDA)	17,500
Carry forward general activity (UDA)	0
16/17 Contracted orthodontic activity (UOA)	0
Carry forward orthodontic activity (UOA)	0
Baseline contract value	£555,692.71

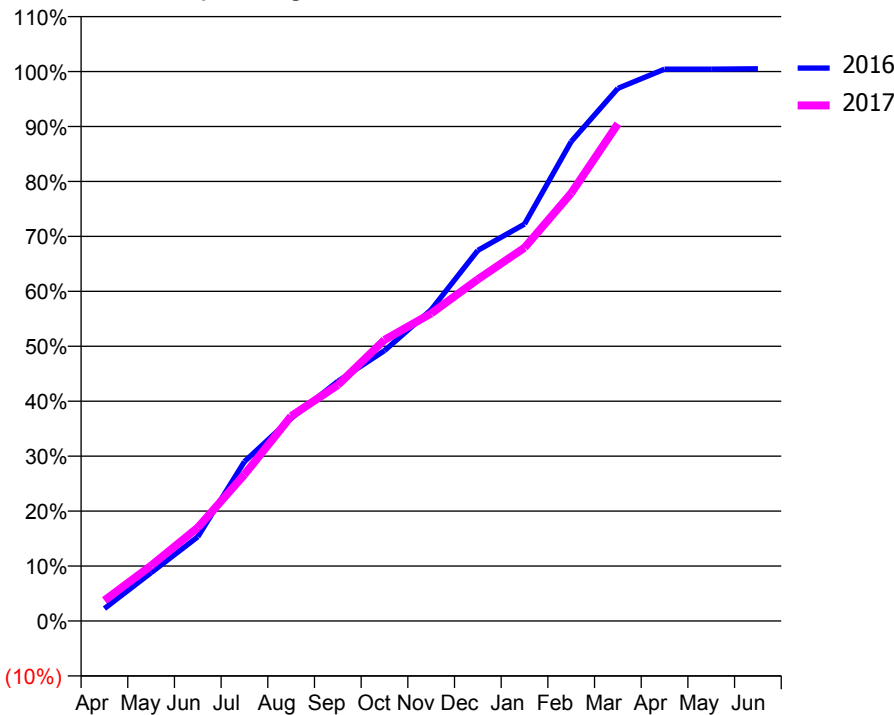
ACCESS*

Patients seen in 24 months	Total	Change since previous quarter
Quarter ending March 2016	4,780	
Quarter ending June 2016	4,810	→
Quarter ending September 2016	4,886	→
Quarter ending December 2016	4,807	↓
Quarter ending March 2017	4,769	→
Variance since March 2016	(0.2%)	→



ACTIVITY

Cumulative percentage of contracted UDA delivered 2016 & 2017



Month	Adjusted Scheduled Activity (UDA)	
	2016	2017
April	396	654
May	1,541	1,763
June	2,682	2,974
July	5,076	4,665
August	6,451	6,526
September	7,633	7,514
October	8,609	8,954
November	9,915	9,795
December	11,804	10,881
January	12,642	11,890
February	15,268	13,625
March	16,965	15,832
April	17,577	
May	17,577	
June	17,589	

QUALITY

	Quantity	Base Number	Contract	AT	Region	England
% of FP17s for the same patient ID Re-attending within 3 months - Children	139	1,601	8.7%	13.0%	13.3%	12.3%
% of FP17s for the same patient ID Re-attending within 3 months - Adults	841	5,103	16.5%	16.3%	17.3%	16.7%
% of FP17s for the same patient ID Re-attending between 3 & 9 months - Children	879	1,601	54.9%	54.5%	58.9%	57.6%
% of FP17s for the same patient ID Re-attending between 3 & 9 months - Adults	2,630	5,103	51.5%	50.2%	52.2%	50.1%
% of FP17s for Band 1 Urgent Courses	646	6,428	10.0%	8.8%	9.2%	9.1%
% of FP17s Relating to Free Repair or Replacements	133	6,428	2.1%	1.3%	1.0%	0.8%
% of FP17s Relating to Continuations	188	6,428	2.9%	1.7%	1.4%	1.2%
% of Patients satisfied with the dentistry they have received	4	7	N/A	92.0%	93.1%	92.8%
% of Patients satisfied with the time they had to wait for an appointment	4	7	N/A	88.8%	89.5%	88.7%

* This is based on patients treated on this contract for their most recent course of treatment. Figures in italics indicate the base number of FP17s or Patient Questionnaire responses are less than 100. N/A is shown where the base number of responses is less than 10 during the period. % is calculated as Quantity/Base number*100

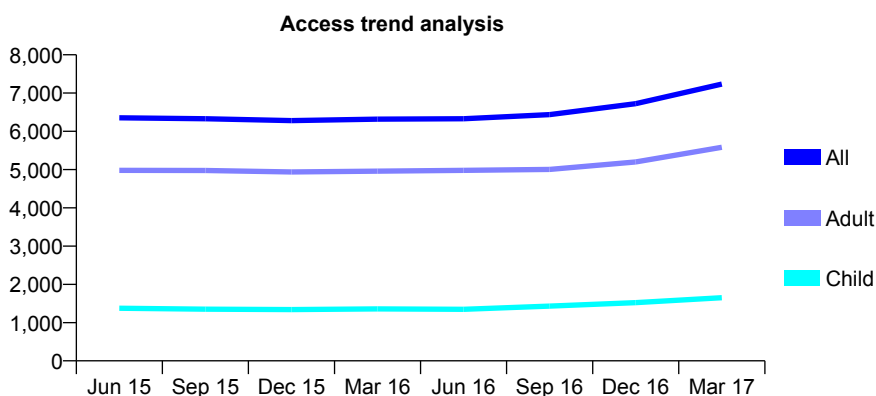
Q45 - Vital Signs At a Glance Contract Report for 101338/0058 - March 2017

Name or company name	Whitecross Dental Care Limited
Contract type name	GDS Contract
Purpose of contract	General
Contract start date	01/01/2008
Contract end date	

16/17 Contracted general activity (UDA)	18,724
Carry forward general activity (UDA)	0
16/17 Contracted orthodontic activity (UOA)	0
Carry forward orthodontic activity (UOA)	0
Baseline contract value	£489,977.42

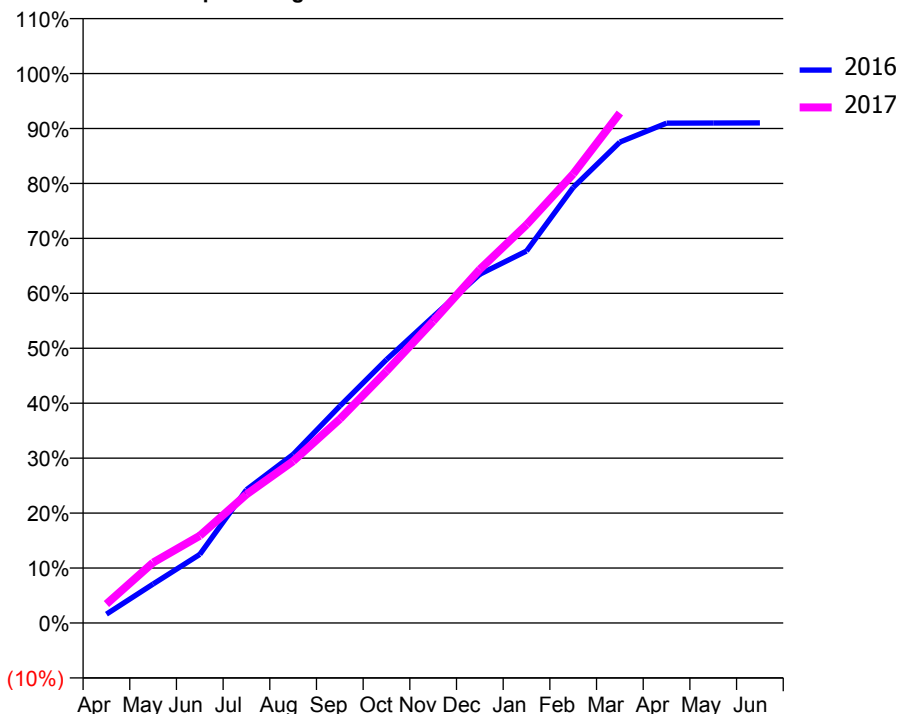
ACCESS*

Patients seen in 24 months	Total	Change since previous quarter
Quarter ending March 2016	6,317	
Quarter ending June 2016	6,330	→
Quarter ending September 2016	6,436	→
Quarter ending December 2016	6,723	↑
Quarter ending March 2017	7,234	↑
Variance since March 2016	14.5%	↑



ACTIVITY

Cumulative percentage of contracted UDA delivered 2016 & 2017



Month	Adjusted Scheduled Activity (UDA)	
	2016	2017
April	302	649
May	1,331	2,059
June	2,336	2,975
July	4,542	4,384
August	5,747	5,515
September	7,389	6,949
October	8,976	8,583
November	10,437	10,283
December	11,885	12,052
January	12,675	13,570
February	14,844	15,303
March	16,389	17,379
April	17,031	
May	17,036	
June	17,039	

QUALITY

	Quantity	Base Number	Contract	AT	Region	England
% of FP17s for the same patient ID Re-attending within 3 months - Children	124	2,276	5.4%	13.0%	13.3%	12.3%
% of FP17s for the same patient ID Re-attending within 3 months - Adults	723	7,097	10.2%	16.3%	17.3%	16.7%
% of FP17s for the same patient ID Re-attending between 3 & 9 months - Children	1,113	2,276	48.9%	54.5%	58.9%	57.6%
% of FP17s for the same patient ID Re-attending between 3 & 9 months - Adults	3,347	7,097	47.2%	50.2%	52.2%	50.1%
% of FP17s for Band 1 Urgent Courses	729	9,028	8.1%	8.8%	9.2%	9.1%
% of FP17s Relating to Free Repair or Replacements	36	9,028	0.4%	1.3%	1.0%	0.8%
% of FP17s Relating to Continuations	140	9,028	1.6%	1.7%	1.4%	1.2%
% of Patients satisfied with the dentistry they have received	21	21	100.0%	92.0%	93.1%	92.8%
% of Patients satisfied with the time they had to wait for an appointment	18	21	85.7%	88.8%	89.5%	88.7%

* This is based on patients treated on this contract for their most recent course of treatment. Figures in italics indicate the base number of FP17s or Patient Questionnaire responses are less than 100. N/A is shown where the base number of responses is less than 10 during the period. % is calculated as Quantity/Base number*100

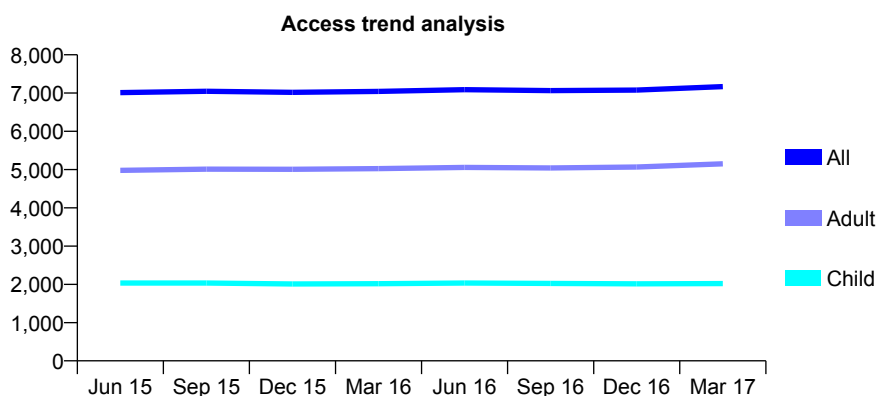
Q45 - Vital Signs At a Glance Contract Report for 101338/0082 - March 2017

Name or company name	Whitecross Dental Care Limited
Contract type name	GDS Contract
Purpose of contract	General and Orthodontic
Contract start date	01/04/2009
Contract end date	

16/17 Contracted general activity (UDA)	18,500
Carry forward general activity (UDA)	332
16/17 Contracted orthodontic activity (UOA)	1,249
Carry forward orthodontic activity (UOA)	0
Baseline contract value	£595,395.99

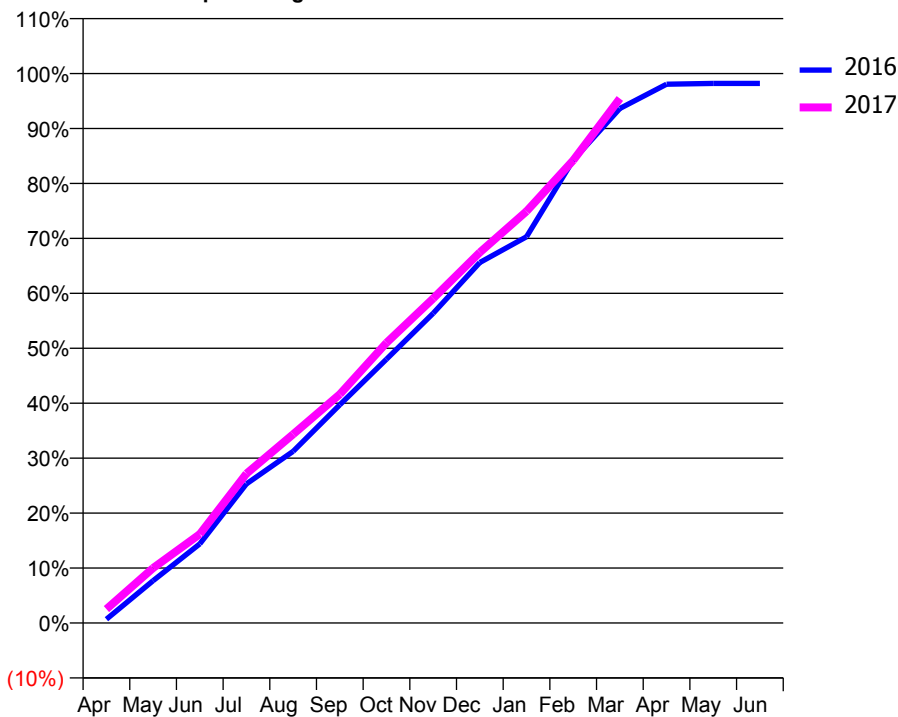
ACCESS*

Patients seen in 24 months	Total	Change since previous quarter
Quarter ending March 2016	7,043	
Quarter ending June 2016	7,090	→
Quarter ending September 2016	7,065	→
Quarter ending December 2016	7,079	→
Quarter ending March 2017	7,168	→
Variance since March 2016	1.8%	→



ACTIVITY

Cumulative percentage of contracted UDA delivered 2016 & 2017



Month	Adjusted Scheduled Activity (UDA)	
	2016	2017
April	127	468
May	1,427	1,850
June	2,666	2,991
July	4,684	5,029
August	5,782	6,355
September	7,348	7,699
October	8,884	9,436
November	10,428	10,923
December	12,139	12,478
January	13,001	13,861
February	15,586	15,575
March	17,324	17,657
April	18,139	
May	18,168	
June	18,168	

QUALITY

	Quantity	Base Number	Contract	AT	Region	England
% of FP17s for the same patient ID Re-attending within 3 months - Children	216	2,939	7.3%	13.0%	13.3%	12.3%
% of FP17s for the same patient ID Re-attending within 3 months - Adults	715	6,319	11.3%	16.3%	17.3%	16.7%
% of FP17s for the same patient ID Re-attending between 3 & 9 months - Children	1,530	2,939	52.1%	54.5%	58.9%	57.6%
% of FP17s for the same patient ID Re-attending between 3 & 9 months - Adults	2,856	6,319	45.2%	50.2%	52.2%	50.1%
% of FP17s for Band 1 Urgent Courses	754	8,794	8.6%	8.8%	9.2%	9.1%
% of FP17s Relating to Free Repair or Replacements	54	8,794	0.6%	1.3%	1.0%	0.8%
% of FP17s Relating to Continuations	103	8,794	1.2%	1.7%	1.4%	1.2%
% of Patients satisfied with the dentistry they have received	7	10	70.0%	92.0%	93.1%	92.8%
% of Patients satisfied with the time they had to wait for an appointment	7	10	70.0%	88.8%	89.5%	88.7%

* This is based on patients treated on this contract for their most recent course of treatment. Figures in italics indicate the base number of FP17s or Patient Questionnaire responses are less than 100. N/A is shown where the base number of responses is less than 10 during the period. % is calculated as Quantity/Base number*100

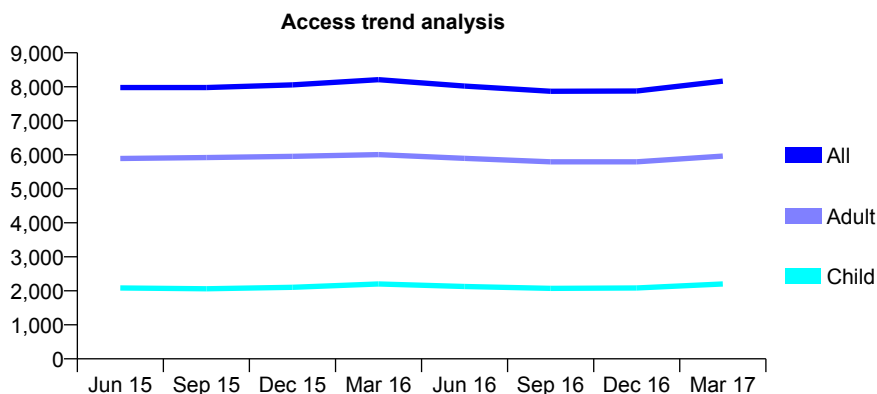
Q45 - Vital Signs At a Glance Contract Report for 101338/0083 - March 2017

Name or company name	Whitecross Dental Care Limited
Contract type name	GDS Contract
Purpose of contract	General and Orthodontic
Contract start date	01/04/2009
Contract end date	

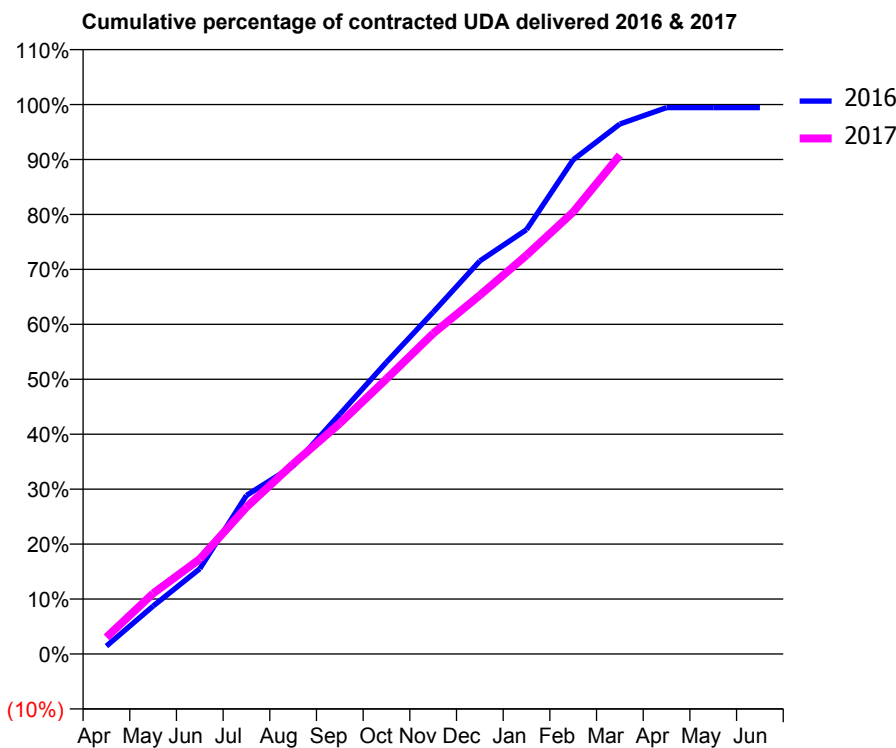
16/17 Contracted general activity (UDA)	25,906
Carry forward general activity (UDA)	145
16/17 Contracted orthodontic activity (UOA)	500
Carry forward orthodontic activity (UOA)	0
Baseline contract value	£752,763.85

ACCESS*

Patients seen in 24 months	Total	Change since previous quarter
Quarter ending March 2016	8,209	
Quarter ending June 2016	8,023	↓
Quarter ending September 2016	7,869	↓
Quarter ending December 2016	7,877	→
Quarter ending March 2017	8,167	↑
Variance since March 2016	(0.5%)	→



ACTIVITY



Month	Adjusted Scheduled Activity (UDA)	
	2016	2017
April	376	786
May	2,262	2,855
June	4,019	4,478
July	7,480	6,927
August	8,870	8,959
September	11,308	10,874
October	13,759	12,971
November	16,113	15,113
December	18,528	16,913
January	20,004	18,800
February	23,302	20,838
March	24,986	23,521
April	25,760	
May	25,761	
June	25,761	

QUALITY

	Quantity	Base Number	Contract	AT	Region	England
% of FP17s for the same patient ID Re-attending within 3 months - Children	203	3,399	6.0%	13.0%	13.3%	12.3%
% of FP17s for the same patient ID Re-attending within 3 months - Adults	931	8,574	10.9%	16.3%	17.3%	16.7%
% of FP17s for the same patient ID Re-attending between 3 & 9 months - Children	1,882	3,399	55.4%	54.5%	58.9%	57.6%
% of FP17s for the same patient ID Re-attending between 3 & 9 months - Adults	5,032	8,574	58.7%	50.2%	52.2%	50.1%
% of FP17s for Band 1 Urgent Courses	891	11,539	7.7%	8.8%	9.2%	9.1%
% of FP17s Relating to Free Repair or Replacements	58	11,539	0.5%	1.3%	1.0%	0.8%
% of FP17s Relating to Continuations	130	11,539	1.1%	1.7%	1.4%	1.2%
% of Patients satisfied with the dentistry they have received	18	18	100.0%	92.0%	93.1%	92.8%
% of Patients satisfied with the time they had to wait for an appointment	16	18	88.9%	88.8%	89.5%	88.7%

* This is based on patients treated on this contract for their most recent course of treatment. Figures in italics indicate the base number of FP17s or Patient Questionnaire responses are less than 100. N/A is shown where the base number of responses is less than 10 during the period. % is calculated as Quantity/Base number*100

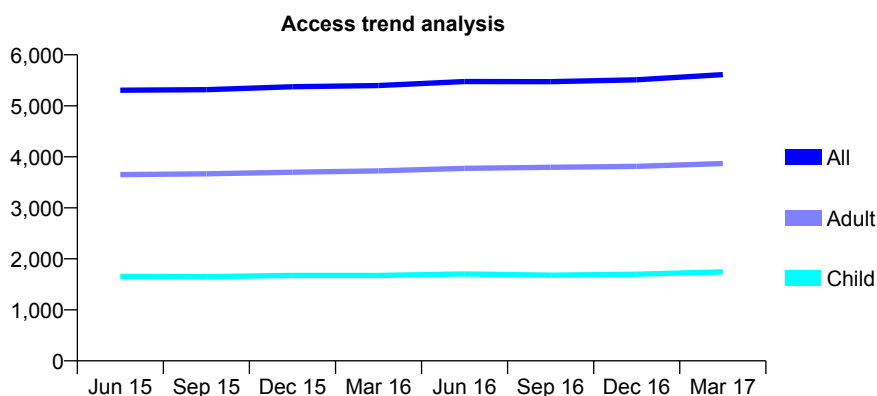
Q45 - Vital Signs At a Glance Contract Report for 101338/0085 - March 2017

Name or company name	Whitecross Dental Care Limited
Contract type name	GDS Contract
Purpose of contract	General
Contract start date	01/04/2009
Contract end date	

16/17 Contracted general activity (UDA)	19,500
Carry forward general activity (UDA)	0
16/17 Contracted orthodontic activity (UOA)	0
Carry forward orthodontic activity (UOA)	0
Baseline contract value	£542,218.83

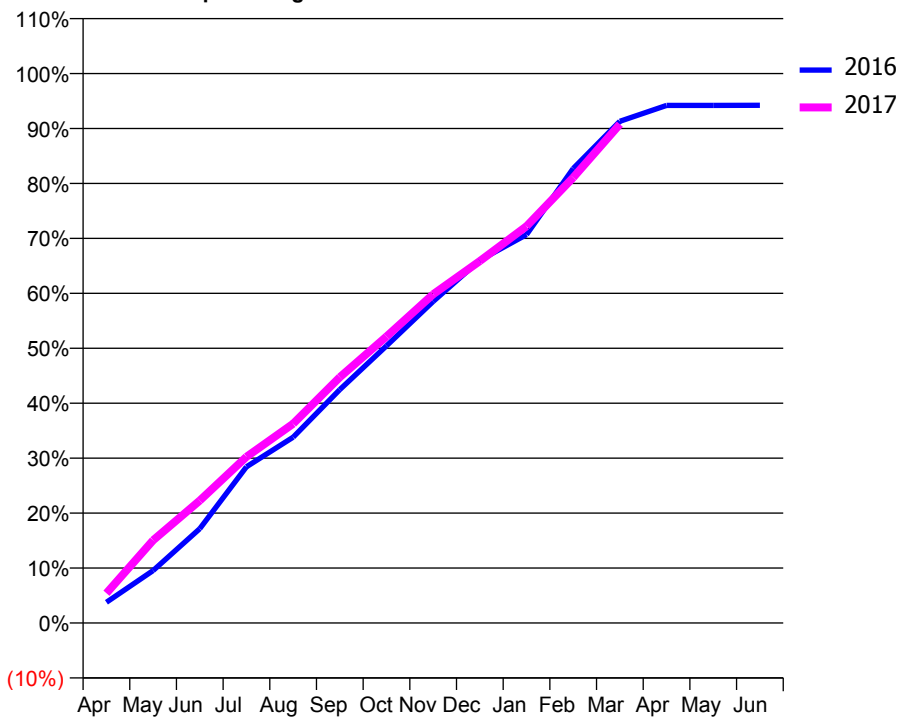
ACCESS*

Patients seen in 24 months	Total	Change since previous quarter
Quarter ending March 2016	5,398	
Quarter ending June 2016	5,476	→
Quarter ending September 2016	5,474	→
Quarter ending December 2016	5,510	→
Quarter ending March 2017	5,612	→
Variance since March 2016	4.0%	↑



ACTIVITY

Cumulative percentage of contracted UDA delivered 2016 & 2017



Month	Adjusted Scheduled Activity (UDA)	
	2016	2017
April	737	1,057
May	1,862	2,936
June	3,349	4,344
July	5,542	5,901
August	6,596	7,073
September	8,282	8,723
October	9,836	10,166
November	11,411	11,668
December	12,876	12,845
January	13,782	14,082
February	16,129	15,806
March	17,805	17,699
April	18,368	
May	18,368	
June	18,371	

QUALITY

	Quantity	Base Number	Contract	AT	Region	England
% of FP17s for the same patient ID Re-attending within 3 months - Children	226	2,660	8.5%	13.0%	13.3%	12.3%
% of FP17s for the same patient ID Re-attending within 3 months - Adults	745	5,135	14.5%	16.3%	17.3%	16.7%
% of FP17s for the same patient ID Re-attending between 3 & 9 months - Children	1,505	2,660	56.6%	54.5%	58.9%	57.6%
% of FP17s for the same patient ID Re-attending between 3 & 9 months - Adults	2,536	5,135	49.4%	50.2%	52.2%	50.1%
% of FP17s for Band 1 Urgent Courses	541	7,545	7.2%	8.8%	9.2%	9.1%
% of FP17s Relating to Free Repair or Replacements	35	7,545	0.5%	1.3%	1.0%	0.8%
% of FP17s Relating to Continuations	168	7,545	2.2%	1.7%	1.4%	1.2%
% of Patients satisfied with the dentistry they have received	5	5	N/A	92.0%	93.1%	92.8%
% of Patients satisfied with the time they had to wait for an appointment	5	5	N/A	88.8%	89.5%	88.7%

* This is based on patients treated on this contract for their most recent course of treatment. Figures in italics indicate the base number of FP17s or Patient Questionnaire responses are less than 100. N/A is shown where the base number of responses is less than 10 during the period. % is calculated as Quantity/Base number*100

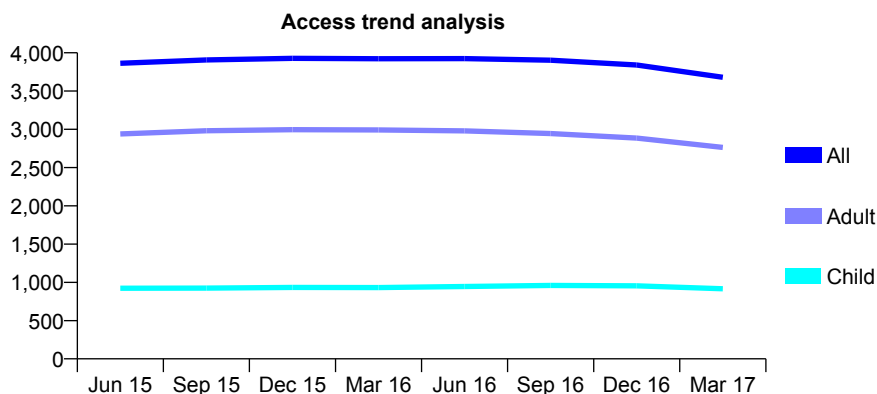
Q45 - Vital Signs At a Glance Contract Report for 101435/0059 - March 2017

Name or company name	IDH Limited
Contract type name	GDS Contract
Purpose of contract	General
Contract start date	01/04/2007
Contract end date	

16/17 Contracted general activity (UDA)	14,807
Carry forward general activity (UDA)	110
16/17 Contracted orthodontic activity (UOA)	0
Carry forward orthodontic activity (UOA)	0
Baseline contract value	£313,208.30

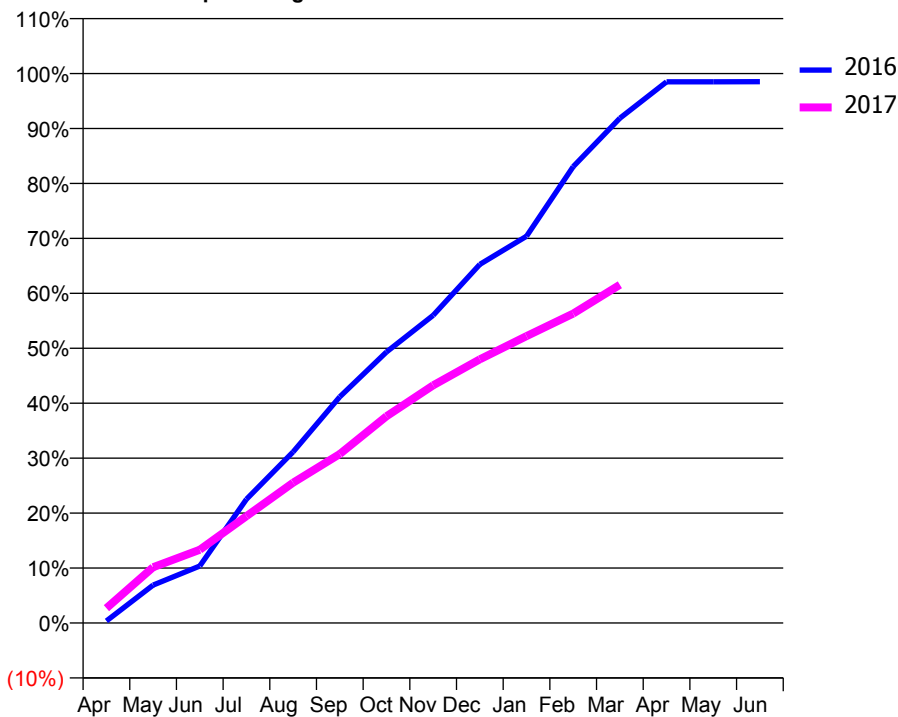
ACCESS*

Patients seen in 24 months	Total	Change since previous quarter
Quarter ending March 2016	3,923	
Quarter ending June 2016	3,924	→
Quarter ending September 2016	3,903	→
Quarter ending December 2016	3,840	↓
Quarter ending March 2017	3,680	↓
Variance since March 2016	(6.2%)	↓



ACTIVITY

Cumulative percentage of contracted UDA delivered 2016 & 2017



Adjusted Scheduled Activity (UDA)

Month	2016	2017
April	56	401
May	1,024	1,503
June	1,535	1,976
July	3,337	2,880
August	4,612	3,780
September	6,094	4,553
October	7,303	5,572
November	8,290	6,406
December	9,662	7,106
January	10,423	7,730
February	12,299	8,338
March	13,602	9,115
April	14,584	
May	14,584	
June	14,587	

QUALITY

	Quantity	Base Number	Contract	AT	Region	England
% of FP17s for the same patient ID Re-attending within 3 months - Children	51	1,086	4.7%	13.0%	13.3%	12.3%
% of FP17s for the same patient ID Re-attending within 3 months - Adults	450	3,475	12.9%	16.3%	17.3%	16.7%
% of FP17s for the same patient ID Re-attending between 3 & 9 months - Children	571	1,086	52.6%	54.5%	58.9%	57.6%
% of FP17s for the same patient ID Re-attending between 3 & 9 months - Adults	1,959	3,475	56.4%	50.2%	52.2%	50.1%
% of FP17s for Band 1 Urgent Courses	423	4,201	10.1%	8.8%	9.2%	9.1%
% of FP17s Relating to Free Repair or Replacements	30	4,201	0.7%	1.3%	1.0%	0.8%
% of FP17s Relating to Continuations	44	4,201	1.0%	1.7%	1.4%	1.2%
% of Patients satisfied with the dentistry they have received	26	28	92.9%	92.0%	93.1%	92.8%
% of Patients satisfied with the time they had to wait for an appointment	22	28	78.6%	88.8%	89.5%	88.7%

* This is based on patients treated on this contract for their most recent course of treatment. Figures in italics indicate the base number of FP17s or Patient Questionnaire responses are less than 100. N/A is shown where the base number of responses is less than 10 during the period. % is calculated as Quantity/Base number*100

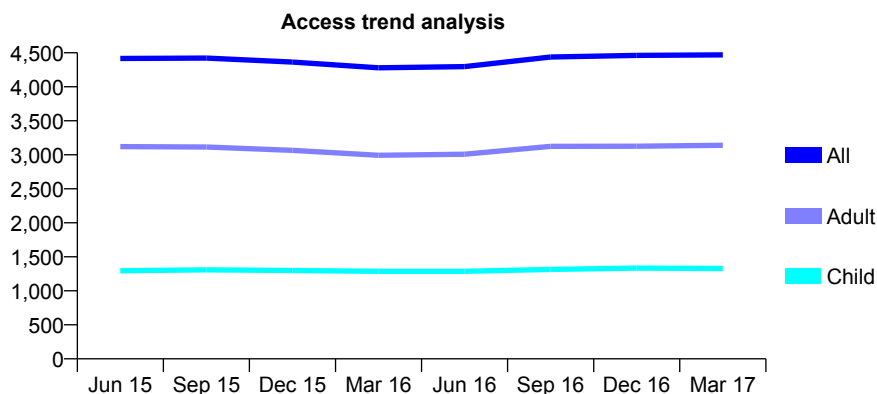
Q45 - Vital Signs At a Glance Contract Report for 101435/0060 - March 2017

Name or company name	IDH Limited
Contract type name	GDS Contract
Purpose of contract	General
Contract start date	11/06/2007
Contract end date	

16/17 Contracted general activity (UDA)	15,717
Carry forward general activity (UDA)	0
16/17 Contracted orthodontic activity (UOA)	0
Carry forward orthodontic activity (UOA)	0
Baseline contract value	£343,430.23

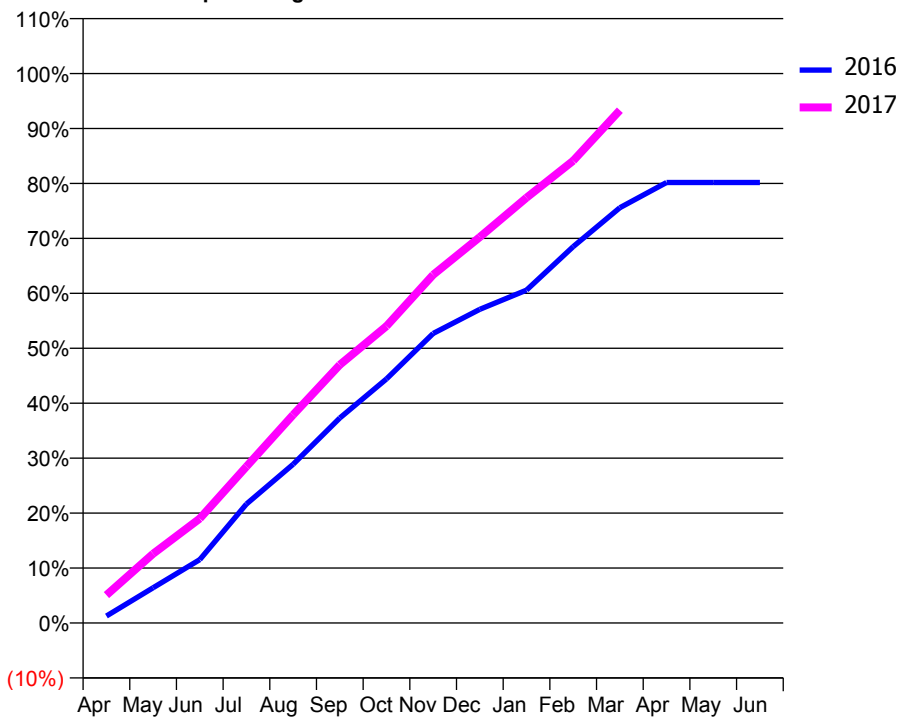
ACCESS*

Patients seen in 24 months	Total	Change since previous quarter
Quarter ending March 2016	4,280	
Quarter ending June 2016	4,297	→
Quarter ending September 2016	4,439	↑
Quarter ending December 2016	4,461	→
Quarter ending March 2017	4,470	→
Variance since March 2016	4.4%	↑



ACTIVITY

Cumulative percentage of contracted UDA delivered 2016 & 2017



Adjusted Scheduled Activity (UDA)

Month	2016	2017
April	199	799
May	1,011	1,983
June	1,815	2,989
July	3,404	4,477
August	4,540	5,956
September	5,862	7,386
October	6,982	8,490
November	8,282	9,960
December	8,973	11,039
January	9,523	12,163
February	10,764	13,223
March	11,878	14,666
April	12,599	
May	12,599	
June	12,599	

QUALITY

	Quantity	Base Number	Contract	AT	Region	England
% of FP17s for the same patient ID Re-attending within 3 months - Children	138	1,789	7.7%	13.0%	13.3%	12.3%
% of FP17s for the same patient ID Re-attending within 3 months - Adults	661	3,850	17.2%	16.3%	17.3%	16.7%
% of FP17s for the same patient ID Re-attending between 3 & 9 months - Children	964	1,789	53.9%	54.5%	58.9%	57.6%
% of FP17s for the same patient ID Re-attending between 3 & 9 months - Adults	1,615	3,850	41.9%	50.2%	52.2%	50.1%
% of FP17s for Band 1 Urgent Courses	515	5,376	9.6%	8.8%	9.2%	9.1%
% of FP17s Relating to Free Repair or Replacements	35	5,376	0.7%	1.3%	1.0%	0.8%
% of FP17s Relating to Continuations	170	5,376	3.2%	1.7%	1.4%	1.2%
% of Patients satisfied with the dentistry they have received	15	17	88.2%	92.0%	93.1%	92.8%
% of Patients satisfied with the time they had to wait for an appointment	17	17	100.0%	88.8%	89.5%	88.7%

* This is based on patients treated on this contract for their most recent course of treatment. Figures in italics indicate the base number of FP17s or Patient Questionnaire responses are less than 100. N/A is shown where the base number of responses is less than 10 during the period. % is calculated as Quantity/Base number*100

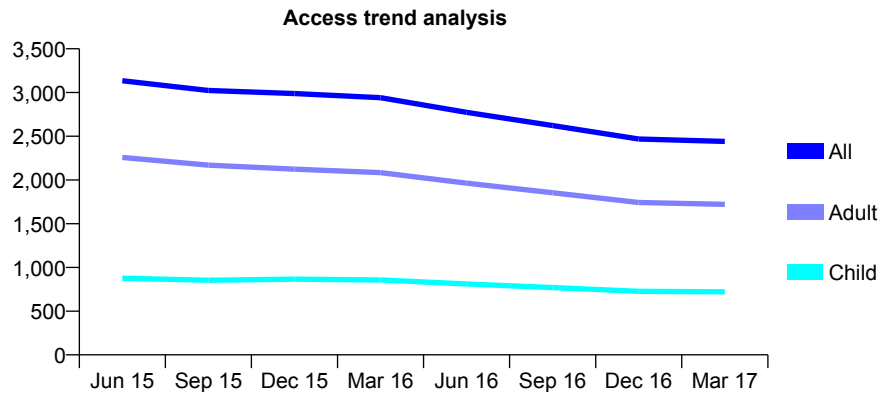
Q45 - Vital Signs At a Glance Contract Report for 101435/0061 - March 2017

Name or company name	IDH Limited
Contract type name	GDS Contract
Purpose of contract	General
Contract start date	18/06/2007
Contract end date	

16/17 Contracted general activity (UDA)	9,500
Carry forward general activity (UDA)	0
16/17 Contracted orthodontic activity (UOA)	0
Carry forward orthodontic activity (UOA)	0
Baseline contract value	£200,950.82

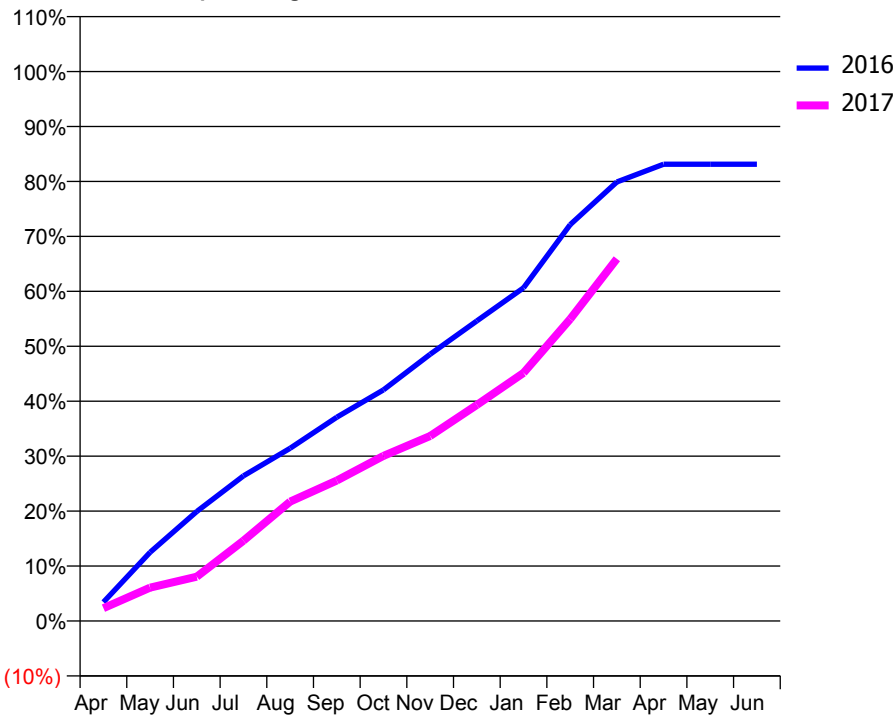
ACCESS*

Patients seen in 24 months	Total	Change since previous quarter
Quarter ending March 2016	2,941	
Quarter ending June 2016	2,773	↓
Quarter ending September 2016	2,623	↓
Quarter ending December 2016	2,469	↓
Quarter ending March 2017	2,441	↓
Variance since March 2016	(17.0%)	↓



ACTIVITY

Cumulative percentage of contracted UDA delivered 2016 & 2017



Month	Adjusted Scheduled Activity (UDA)	
	2016	2017
April	326	223
May	1,189	578
June	1,894	767
July	2,509	1,389
August	2,986	2,064
September	3,523	2,430
October	3,996	2,854
November	4,613	3,199
December	5,187	3,735
January	5,760	4,288
February	6,853	5,221
March	7,590	6,263
April	7,896	
May	7,896	
June	7,896	

QUALITY

	Quantity	Base Number	Contract	AT	Region	England
% of FP17s for the same patient ID Re-attending within 3 months - Children	48	736	6.5%	13.0%	13.3%	12.3%
% of FP17s for the same patient ID Re-attending within 3 months - Adults	285	1,745	16.3%	16.3%	17.3%	16.7%
% of FP17s for the same patient ID Re-attending between 3 & 9 months - Children	290	736	39.4%	54.5%	58.9%	57.6%
% of FP17s for the same patient ID Re-attending between 3 & 9 months - Adults	677	1,745	38.8%	50.2%	52.2%	50.1%
% of FP17s for Band 1 Urgent Courses	219	2,360	9.3%	8.8%	9.2%	9.1%
% of FP17s Relating to Free Repair or Replacements	21	2,360	0.9%	1.3%	1.0%	0.8%
% of FP17s Relating to Continuations	44	2,360	1.9%	1.7%	1.4%	1.2%
% of Patients satisfied with the dentistry they have received	2	2	N/A	92.0%	93.1%	92.8%
% of Patients satisfied with the time they had to wait for an appointment	2	2	N/A	88.8%	89.5%	88.7%

* This is based on patients treated on this contract for their most recent course of treatment. Figures in italics indicate the base number of FP17s or Patient Questionnaire responses are less than 100. N/A is shown where the base number of responses is less than 10 during the period. % is calculated as Quantity/Base number*100

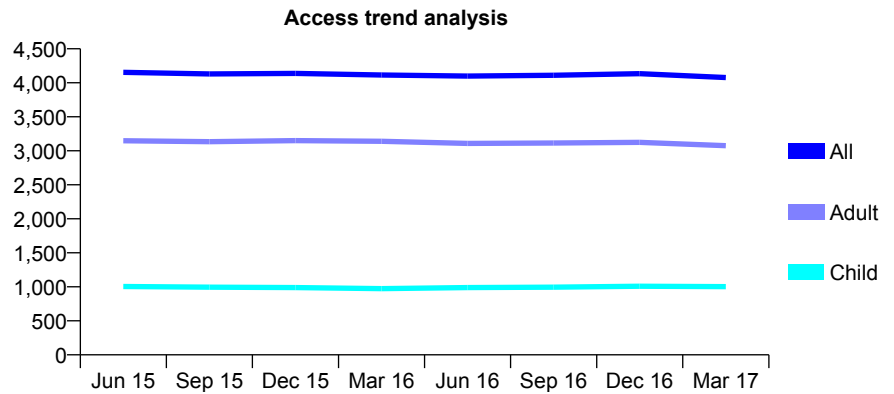
Q45 - Vital Signs At a Glance Contract Report for 101435/0078 - March 2017

Name or company name	IDH Limited
Contract type name	GDS Contract
Purpose of contract	General
Contract start date	01/01/2008
Contract end date	

16/17 Contracted general activity (UDA)	12,900
Carry forward general activity (UDA)	0
16/17 Contracted orthodontic activity (UOA)	0
Carry forward orthodontic activity (UOA)	0
Baseline contract value	£343,645.66

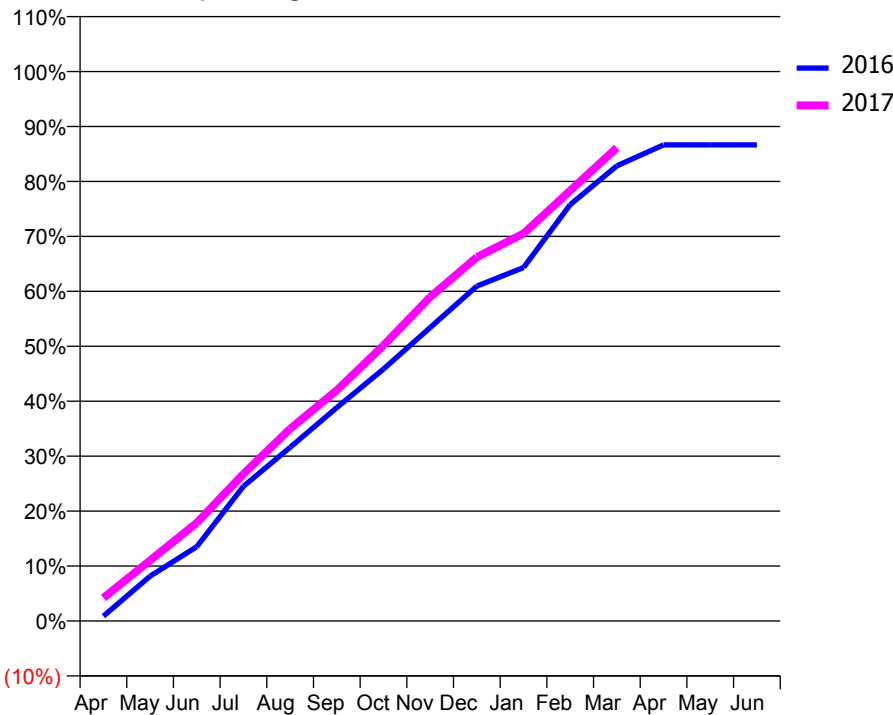
ACCESS*

Patients seen in 24 months	Total	Change since previous quarter
Quarter ending March 2016	4,114	
Quarter ending June 2016	4,099	→
Quarter ending September 2016	4,111	→
Quarter ending December 2016	4,134	→
Quarter ending March 2017	4,078	↓
Variance since March 2016	(0.9%)	→



ACTIVITY

Cumulative percentage of contracted UDA delivered 2016 & 2017



Month	Adjusted Scheduled Activity (UDA)	
	2016	2017
April	127	544
May	1,186	1,421
June	1,961	2,305
July	3,556	3,453
August	4,582	4,511
September	5,630	5,417
October	6,648	6,469
November	7,745	7,604
December	8,838	8,540
January	9,327	9,095
February	10,987	10,103
March	12,010	11,112
April	12,563	
May	12,563	
June	12,563	

QUALITY

	Quantity	Base Number	Contract	AT	Region	England
% of FP17s for the same patient ID Re-attending within 3 months - Children	107	1,524	7.0%	13.0%	13.3%	12.3%
% of FP17s for the same patient ID Re-attending within 3 months - Adults	519	3,972	13.1%	16.3%	17.3%	16.7%
% of FP17s for the same patient ID Re-attending between 3 & 9 months - Children	899	1,524	59.0%	54.5%	58.9%	57.6%
% of FP17s for the same patient ID Re-attending between 3 & 9 months - Adults	2,220	3,972	55.9%	50.2%	52.2%	50.1%
% of FP17s for Band 1 Urgent Courses	357	5,260	6.8%	8.8%	9.2%	9.1%
% of FP17s Relating to Free Repair or Replacements	35	5,260	0.7%	1.3%	1.0%	0.8%
% of FP17s Relating to Continuations	94	5,260	1.8%	1.7%	1.4%	1.2%
% of Patients satisfied with the dentistry they have received	6	7	N/A	92.0%	93.1%	92.8%
% of Patients satisfied with the time they had to wait for an appointment	7	7	N/A	88.8%	89.5%	88.7%

* This is based on patients treated on this contract for their most recent course of treatment. Figures in italics indicate the base number of FP17s or Patient Questionnaire responses are less than 100. N/A is shown where the base number of responses is less than 10 during the period. % is calculated as Quantity/Base number*100

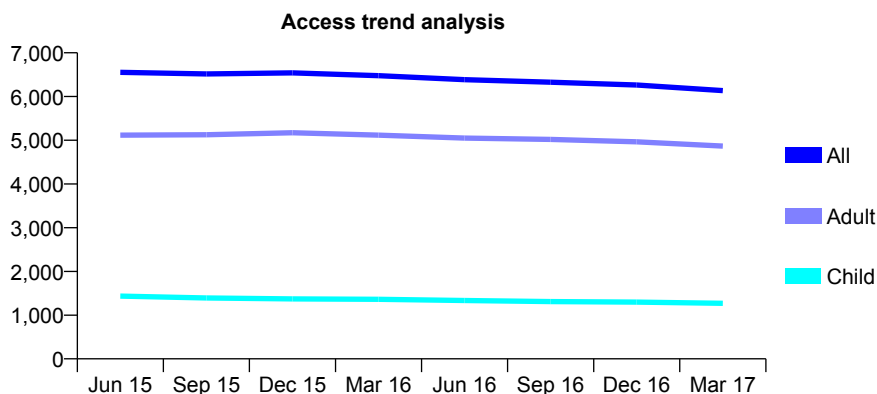
Q45 - Vital Signs At a Glance Contract Report for 101435/0115 - March 2017

Name or company name	IDH Limited
Contract type name	GDS Contract
Purpose of contract	General
Contract start date	01/09/2008
Contract end date	

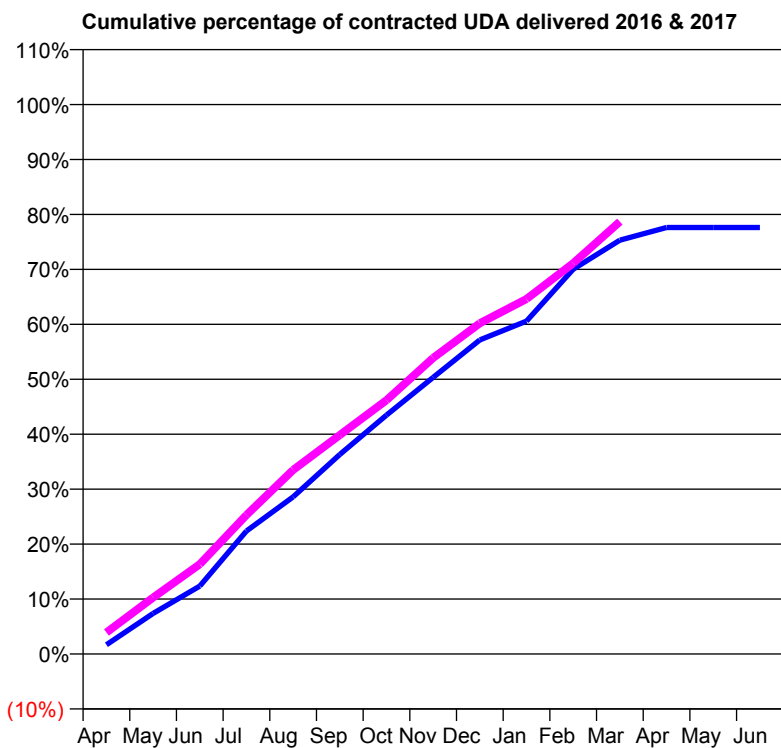
16/17 Contracted general activity (UDA)	20,000
Carry forward general activity (UDA)	0
16/17 Contracted orthodontic activity (UOA)	0
Carry forward orthodontic activity (UOA)	0
Baseline contract value	£499,838.46

ACCESS*

Patients seen in 24 months	Total	Change since previous quarter
Quarter ending March 2016	6,477	
Quarter ending June 2016	6,385	↓
Quarter ending September 2016	6,327	→
Quarter ending December 2016	6,262	↓
Quarter ending March 2017	6,136	↓
Variance since March 2016	(5.3%)	↓



ACTIVITY



Month	Adjusted Scheduled Activity (UDA)	
	2016	2017
April	404	782
May	1,783	2,056
June	2,981	3,268
July	5,396	5,058
August	6,891	6,699
September	8,748	7,972
October	10,472	9,239
November	12,129	10,777
December	13,770	12,040
January	14,596	12,924
February	16,869	14,221
March	18,143	15,736
April	18,701	
May	18,698	
June	18,698	

QUALITY

	Quantity	Base Number	Contract	AT	Region	England
% of FP17s for the same patient ID Re-attending within 3 months - Children	111	1,803	6.2%	13.0%	13.3%	12.3%
% of FP17s for the same patient ID Re-attending within 3 months - Adults	895	6,261	14.3%	16.3%	17.3%	16.7%
% of FP17s for the same patient ID Re-attending between 3 & 9 months - Children	1,101	1,803	61.1%	54.5%	58.9%	57.6%
% of FP17s for the same patient ID Re-attending between 3 & 9 months - Adults	3,323	6,261	53.1%	50.2%	52.2%	50.1%
% of FP17s for Band 1 Urgent Courses	867	7,758	11.2%	8.8%	9.2%	9.1%
% of FP17s Relating to Free Repair or Replacements	46	7,758	0.6%	1.3%	1.0%	0.8%
% of FP17s Relating to Continuations	115	7,758	1.5%	1.7%	1.4%	1.2%
% of Patients satisfied with the dentistry they have received	18	19	94.7%	92.0%	93.1%	92.8%
% of Patients satisfied with the time they had to wait for an appointment	19	19	100.0%	88.8%	89.5%	88.7%

* This is based on patients treated on this contract for their most recent course of treatment. Figures in italics indicate the base number of FP17s or Patient Questionnaire responses are less than 100. N/A is shown where the base number of responses is less than 10 during the period. % is calculated as Quantity/Base number*100

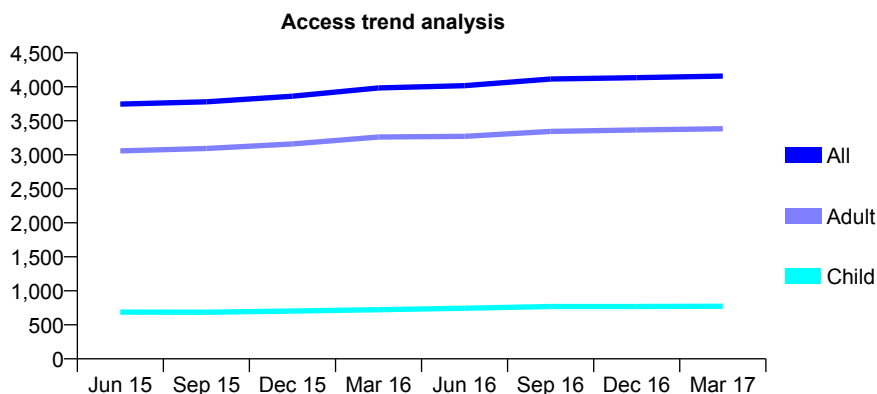
Q45 - Vital Signs At a Glance Contract Report for 103888/0001 - March 2017

Name or company name	The Fairfield Dental Practice Partnership
Contract type name	GDS Contract
Purpose of contract	General
Contract start date	23/11/2011
Contract end date	

16/17 Contracted general activity (UDA)	12,432
Carry forward general activity (UDA)	0
16/17 Contracted orthodontic activity (UOA)	0
Carry forward orthodontic activity (UOA)	0
Baseline contract value	£321,352.77

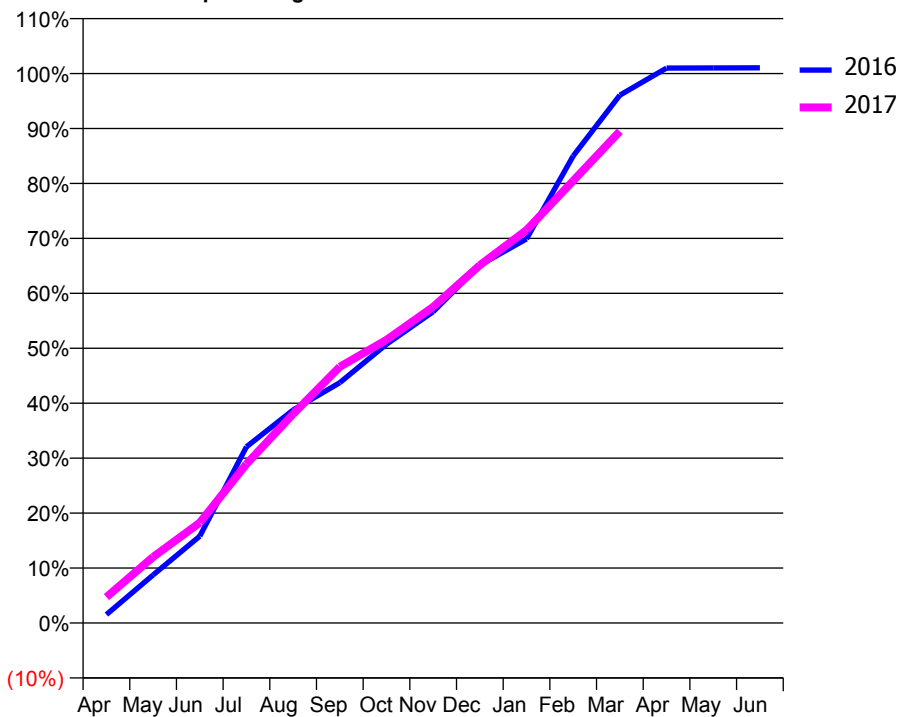
ACCESS*

Patients seen in 24 months	Total	Change since previous quarter
Quarter ending March 2016	3,984	
Quarter ending June 2016	4,016	→
Quarter ending September 2016	4,114	↑
Quarter ending December 2016	4,134	→
Quarter ending March 2017	4,158	→
Variance since March 2016	4.4%	↑



ACTIVITY

Cumulative percentage of contracted UDA delivered 2016 & 2017



Adjusted Scheduled Activity (UDA)

Month	2016	2017
April	190	586
May	1,087	1,495
June	1,966	2,270
July	3,987	3,597
August	4,820	4,730
September	5,439	5,797
October	6,306	6,408
November	7,042	7,152
December	8,097	8,095
January	8,689	8,890
February	10,565	10,006
March	11,943	11,124
April	12,556	
May	12,557	
June	12,560	

QUALITY

	Quantity	Base Number	Contract	AT	Region	England
% of FP17s for the same patient ID Re-attending within 3 months - Children	75	1,142	6.6%	13.0%	13.3%	12.3%
% of FP17s for the same patient ID Re-attending within 3 months - Adults	520	4,503	11.5%	16.3%	17.3%	16.7%
% of FP17s for the same patient ID Re-attending between 3 & 9 months - Children	596	1,142	52.2%	54.5%	58.9%	57.6%
% of FP17s for the same patient ID Re-attending between 3 & 9 months - Adults	2,350	4,503	52.2%	50.2%	52.2%	50.1%
% of FP17s for Band 1 Urgent Courses	142	5,347	2.7%	8.8%	9.2%	9.1%
% of FP17s Relating to Free Repair or Replacements	56	5,347	1.0%	1.3%	1.0%	0.8%
% of FP17s Relating to Continuations	140	5,347	2.6%	1.7%	1.4%	1.2%
% of Patients satisfied with the dentistry they have received	13	15	86.7%	92.0%	93.1%	92.8%
% of Patients satisfied with the time they had to wait for an appointment	11	15	73.3%	88.8%	89.5%	88.7%

* This is based on patients treated on this contract for their most recent course of treatment. Figures in italics indicate the base number of FP17s or Patient Questionnaire responses are less than 100. N/A is shown where the base number of responses is less than 10 during the period. % is calculated as Quantity/Base number*100

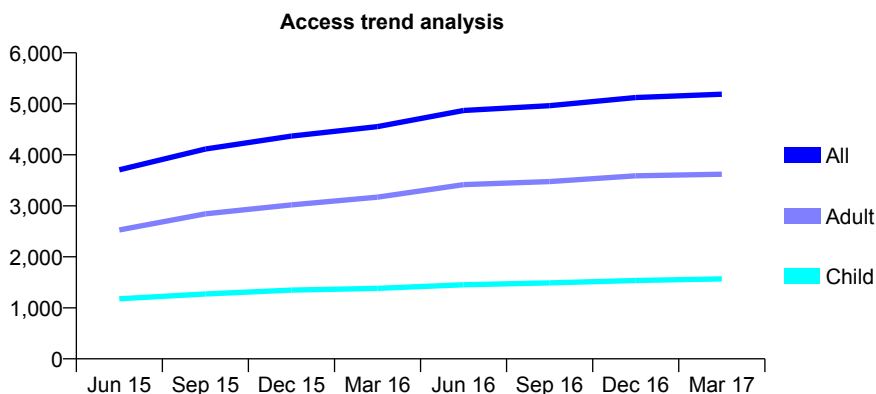
Q45 - Vital Signs At a Glance Contract Report for 114197/0001 - March 2017

Name or company name	Elliott & McCarthy Dental Surgery
Contract type name	GDS Contract
Purpose of contract	General
Contract start date	01/07/2014
Contract end date	

16/17 Contracted general activity (UDA)	15,793
Carry forward general activity (UDA)	75
16/17 Contracted orthodontic activity (UOA)	0
Carry forward orthodontic activity (UOA)	0
Baseline contract value	£575,233.44

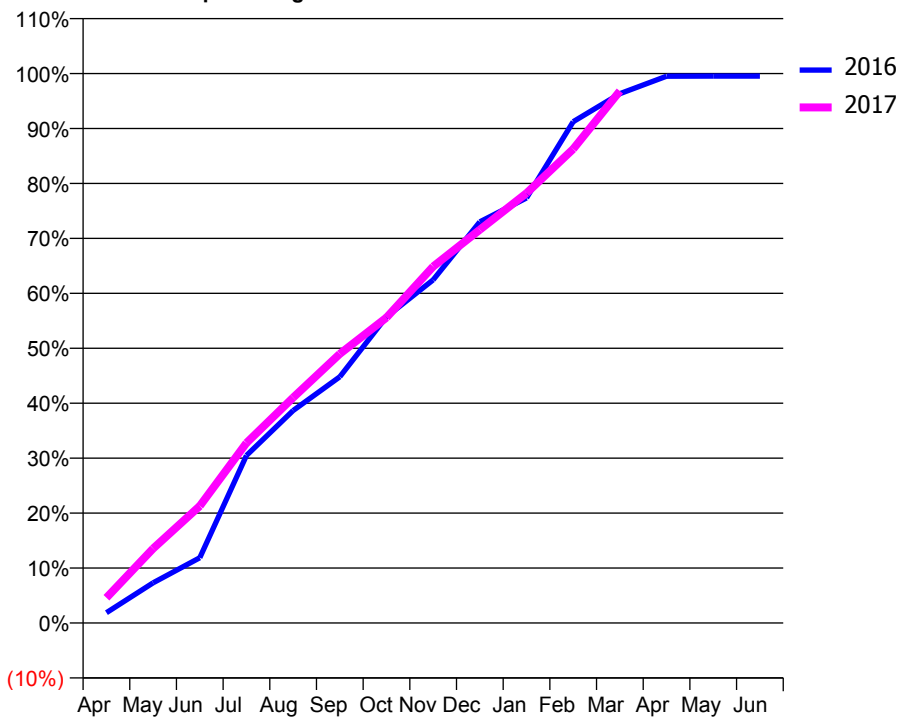
ACCESS*

Patients seen in 24 months	Total	Change since previous quarter
Quarter ending March 2016	4,554	
Quarter ending June 2016	4,869	↑
Quarter ending September 2016	4,964	→
Quarter ending December 2016	5,124	↑
Quarter ending March 2017	5,187	→
Variance since March 2016	13.9%	↑



ACTIVITY

Cumulative percentage of contracted UDA delivered 2016 & 2017



Month	Adjusted Scheduled Activity (UDA)	
	2016	2017
April	297	726
May	1,156	2,139
June	1,874	3,361
July	4,815	5,177
August	6,107	6,478
September	7,078	7,734
October	8,800	8,780
November	9,864	10,247
December	11,529	11,304
January	12,215	12,352
February	14,407	13,623
March	15,214	15,289
April	15,715	
May	15,718	
June	15,718	

QUALITY

	Quantity	Base Number	Contract	AT	Region	England
% of FP17s for the same patient ID Re-attending within 3 months - Children	238	2,293	10.4%	13.0%	13.3%	12.3%
% of FP17s for the same patient ID Re-attending within 3 months - Adults	742	4,924	15.1%	16.3%	17.3%	16.7%
% of FP17s for the same patient ID Re-attending between 3 & 9 months - Children	1,165	2,293	50.8%	54.5%	58.9%	57.6%
% of FP17s for the same patient ID Re-attending between 3 & 9 months - Adults	2,429	4,924	49.3%	50.2%	52.2%	50.1%
% of FP17s for Band 1 Urgent Courses	546	6,569	8.3%	8.8%	9.2%	9.1%
% of FP17s Relating to Free Repair or Replacements	33	6,569	0.5%	1.3%	1.0%	0.8%
% of FP17s Relating to Continuations	125	6,569	1.9%	1.7%	1.4%	1.2%
% of Patients satisfied with the dentistry they have received	23	24	95.8%	92.0%	93.1%	92.8%
% of Patients satisfied with the time they had to wait for an appointment	20	24	83.3%	88.8%	89.5%	88.7%

* This is based on patients treated on this contract for their most recent course of treatment. Figures in italics indicate the base number of FP17s or Patient Questionnaire responses are less than 100. N/A is shown where the base number of responses is less than 10 during the period. % is calculated as Quantity/Base number*100

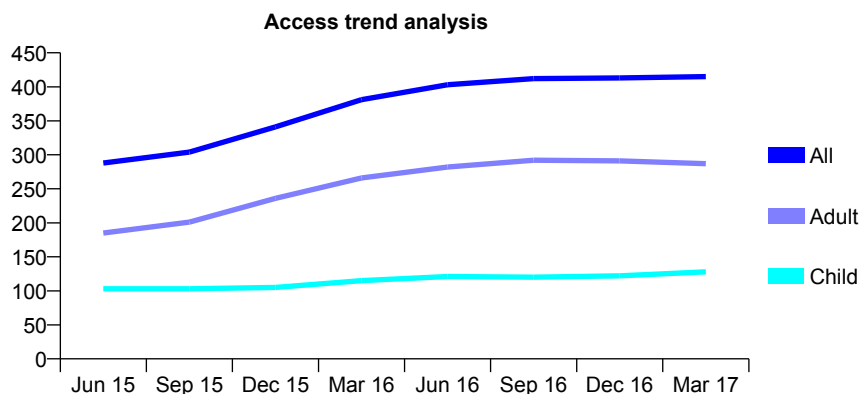
Q45 - Vital Signs At a Glance Contract Report for 114405/0001 - March 2017

Name or company name	Kingsgate Dental Surgery
Contract type name	GDS Contract
Purpose of contract	General
Contract start date	01/07/2014
Contract end date	

16/17 Contracted general activity (UDA)	1,221
Carry forward general activity (UDA)	0
16/17 Contracted orthodontic activity (UOA)	0
Carry forward orthodontic activity (UOA)	0
Baseline contract value	£36,783.72

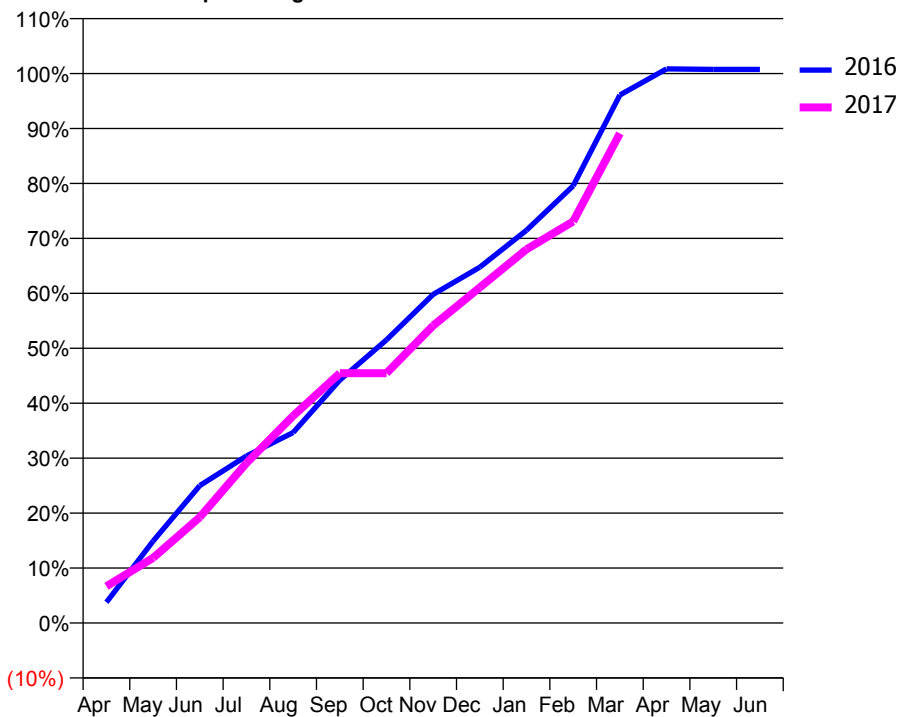
ACCESS*

Patients seen in 24 months	Total	Change since previous quarter
Quarter ending March 2016	381	
Quarter ending June 2016	403	↑
Quarter ending September 2016	412	↑
Quarter ending December 2016	413	→
Quarter ending March 2017	415	→
Variance since March 2016	8.9%	↑



ACTIVITY

Cumulative percentage of contracted UDA delivered 2016 & 2017



Month	Adjusted Scheduled Activity (UDA)	
	2016	2017
April	46	82
May	182	145
June	305	235
July	371	355
August	423	460
September	540	555
October	629	555
November	730	661
December	791	746
January	873	830
February	971	892
March	1,173	1,088
April	1,231	
May	1,230	
June	1,230	

QUALITY

	Quantity	Base Number	Contract	AT	Region	England
% of FP17s for the same patient ID Re-attending within 3 months - Children	26	211	12.3%	13.0%	13.3%	12.3%
% of FP17s for the same patient ID Re-attending within 3 months - Adults	71	314	22.6%	16.3%	17.3%	16.7%
% of FP17s for the same patient ID Re-attending between 3 & 9 months - Children	127	211	60.2%	54.5%	58.9%	57.6%
% of FP17s for the same patient ID Re-attending between 3 & 9 months - Adults	130	314	41.4%	50.2%	52.2%	50.1%
% of FP17s for Band 1 Urgent Courses	74	491	15.1%	8.8%	9.2%	9.1%
% of FP17s Relating to Free Repair or Replacements	4	491	0.8%	1.3%	1.0%	0.8%
% of FP17s Relating to Continuations	5	491	1.0%	1.7%	1.4%	1.2%
% of Patients satisfied with the dentistry they have received	2	2	N/A	92.0%	93.1%	92.8%
% of Patients satisfied with the time they had to wait for an appointment	2	2	N/A	88.8%	89.5%	88.7%

* This is based on patients treated on this contract for their most recent course of treatment. Figures in italics indicate the base number of FP17s or Patient Questionnaire responses are less than 100. N/A is shown where the base number of responses is less than 10 during the period. % is calculated as Quantity/Base number*100

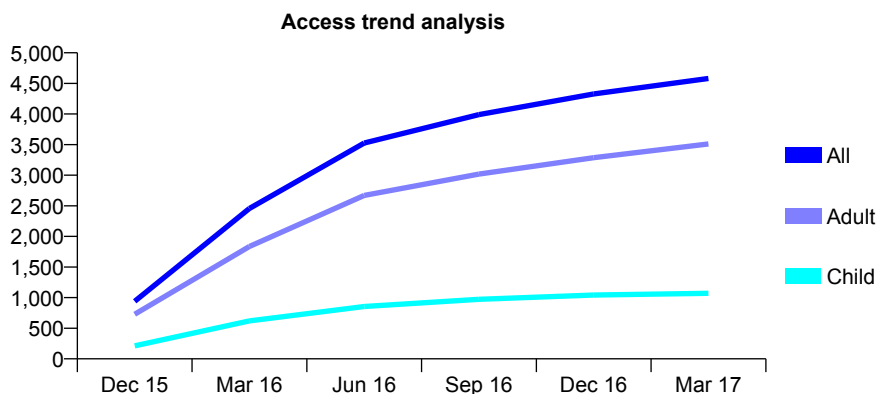
Q45 - Vital Signs At a Glance Contract Report for 115134/0001 - March 2017

Name or company name	Grace Dental Care Partnership
Contract type name	GDS Contract
Purpose of contract	General
Contract start date	01/11/2015
Contract end date	

16/17 Contracted general activity (UDA)	13,542
Carry forward general activity (UDA)	0
16/17 Contracted orthodontic activity (UOA)	0
Carry forward orthodontic activity (UOA)	0
Baseline contract value	£347,643.45

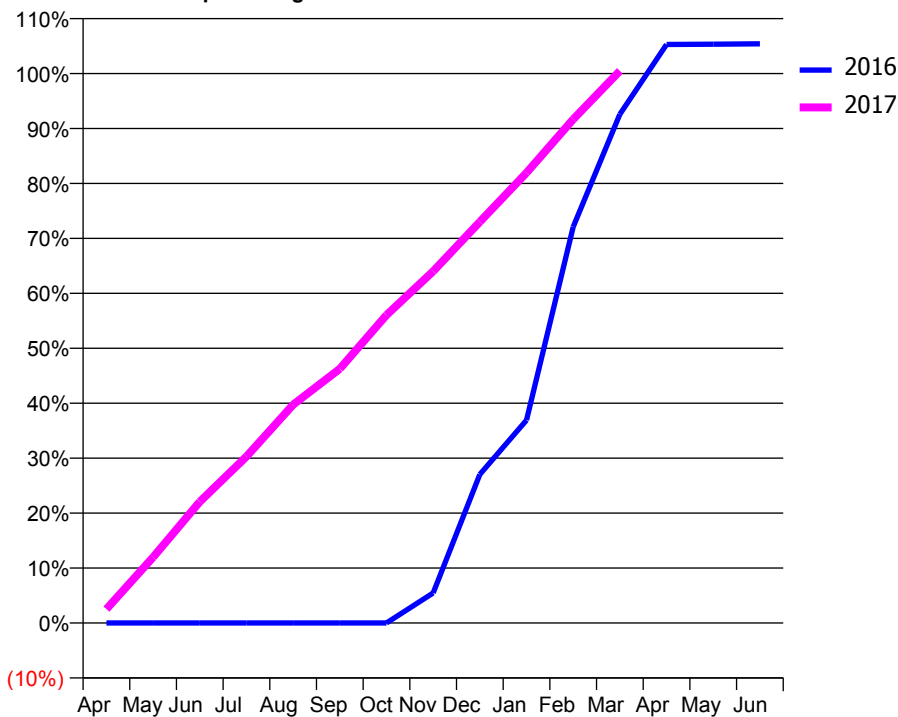
ACCESS*

Patients seen in 24 months	Total	Change since previous quarter
Quarter ending March 2016	2,456	
Quarter ending June 2016	3,526	↑
Quarter ending September 2016	3,991	↑
Quarter ending December 2016	4,328	↑
Quarter ending March 2017	4,581	↑
Variance since March 2016	86.5%	↑



ACTIVITY

Cumulative percentage of contracted UDA delivered 2016 & 2017



Month	Adjusted Scheduled Activity (UDA)	
	2016	2017
April	0	343
May	0	1,621
June	0	2,988
July	0	4,102
August	0	5,380
September	0	6,265
October	0	7,590
November	308	8,667
December	1,521	9,887
January	2,077	11,095
February	4,053	12,413
March	5,207	13,606
April	5,921	
May	5,924	
June	5,928	

QUALITY

	Quantity	Base Number	Contract	AT	Region	England
% of FP17s for the same patient ID Re-attending within 3 months - Children	82	1,600	5.1%	13.0%	13.3%	12.3%
% of FP17s for the same patient ID Re-attending within 3 months - Adults	733	5,314	13.8%	16.3%	17.3%	16.7%
% of FP17s for the same patient ID Re-attending between 3 & 9 months - Children	662	1,600	41.4%	54.5%	58.9%	57.6%
% of FP17s for the same patient ID Re-attending between 3 & 9 months - Adults	2,164	5,314	40.7%	50.2%	52.2%	50.1%
% of FP17s for Band 1 Urgent Courses	418	6,575	6.4%	8.8%	9.2%	9.1%
% of FP17s Relating to Free Repair or Replacements	110	6,575	1.7%	1.3%	1.0%	0.8%
% of FP17s Relating to Continuations	47	6,575	0.7%	1.7%	1.4%	1.2%
% of Patients satisfied with the dentistry they have received	7	8	N/A	92.0%	93.1%	92.8%
% of Patients satisfied with the time they had to wait for an appointment	7	8	N/A	88.8%	89.5%	88.7%

* This is based on patients treated on this contract for their most recent course of treatment. Figures in italics indicate the base number of FP17s or Patient Questionnaire responses are less than 100. N/A is shown where the base number of responses is less than 10 during the period. % is calculated as Quantity/Base number*100

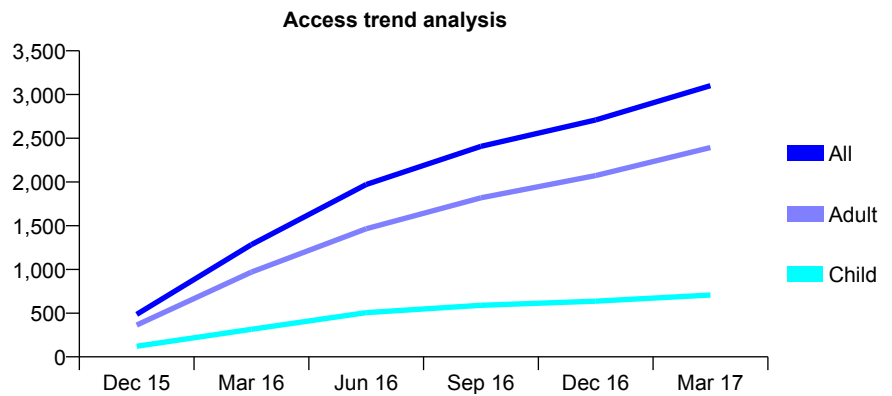
Q45 - Vital Signs At a Glance Contract Report for 115134/0002 - March 2017

Name or company name	Grace Dental Care Partnership
Contract type name	GDS Contract
Purpose of contract	General
Contract start date	01/11/2015
Contract end date	

16/17 Contracted general activity (UDA)	13,675
Carry forward general activity (UDA)	0
16/17 Contracted orthodontic activity (UOA)	0
Carry forward orthodontic activity (UOA)	0
Baseline contract value	£509,200.42

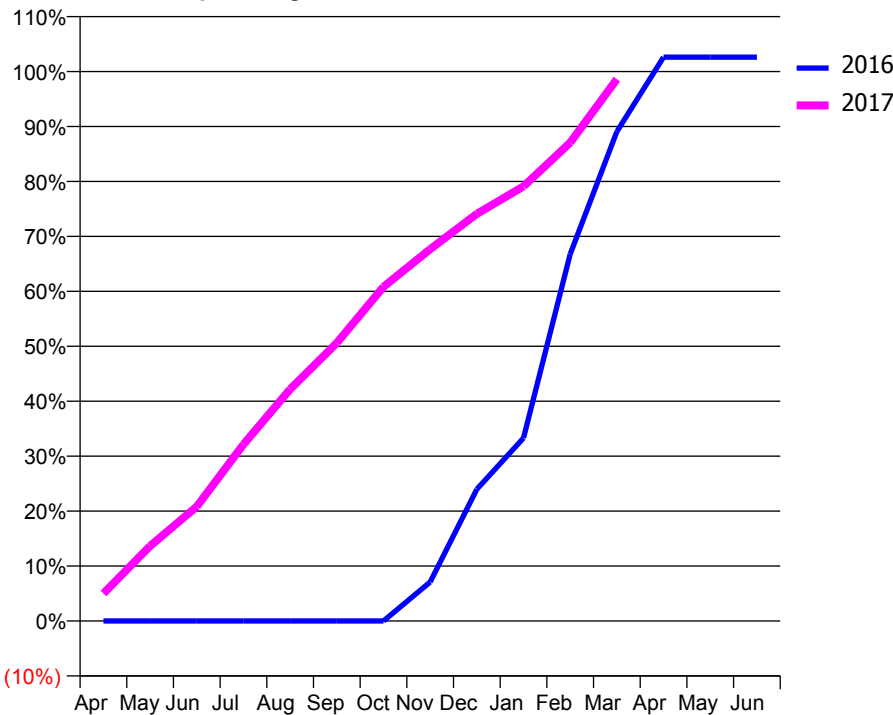
ACCESS*

Patients seen in 24 months	Total	Change since previous quarter
Quarter ending March 2016	1,284	
Quarter ending June 2016	1,971	↑
Quarter ending September 2016	2,408	↑
Quarter ending December 2016	2,710	↑
Quarter ending March 2017	3,101	↑
Variance since March 2016	141.5%	↑



ACTIVITY

Cumulative percentage of contracted UDA delivered 2016 & 2017



Month	Adjusted Scheduled Activity (UDA)	
	2016	2017
April	0	684
May	0	1,865
June	0	2,848
July	0	4,395
August	0	5,768
September	0	6,920
October	0	8,318
November	403	9,255
December	1,362	10,133
January	1,891	10,817
February	3,792	11,906
March	5,058	13,483
April	5,827	
May	5,827	
June	5,827	

QUALITY

	Quantity	Base Number	Contract	AT	Region	England
% of FP17s for the same patient ID Re-attending within 3 months - Children	74	967	7.7%	13.0%	13.3%	12.3%
% of FP17s for the same patient ID Re-attending within 3 months - Adults	790	3,460	22.8%	16.3%	17.3%	16.7%
% of FP17s for the same patient ID Re-attending between 3 & 9 months - Children	307	967	31.7%	54.5%	58.9%	57.6%
% of FP17s for the same patient ID Re-attending between 3 & 9 months - Adults	915	3,460	26.4%	50.2%	52.2%	50.1%
% of FP17s for Band 1 Urgent Courses	741	4,249	17.4%	8.8%	9.2%	9.1%
% of FP17s Relating to Free Repair or Replacements	50	4,249	1.2%	1.3%	1.0%	0.8%
% of FP17s Relating to Continuations	141	4,249	3.3%	1.7%	1.4%	1.2%
% of Patients satisfied with the dentistry they have received	6	6	N/A	92.0%	93.1%	92.8%
% of Patients satisfied with the time they had to wait for an appointment	6	6	N/A	88.8%	89.5%	88.7%

* This is based on patients treated on this contract for their most recent course of treatment. Figures in italics indicate the base number of FP17s or Patient Questionnaire responses are less than 100. N/A is shown where the base number of responses is less than 10 during the period. % is calculated as Quantity/Base number*100

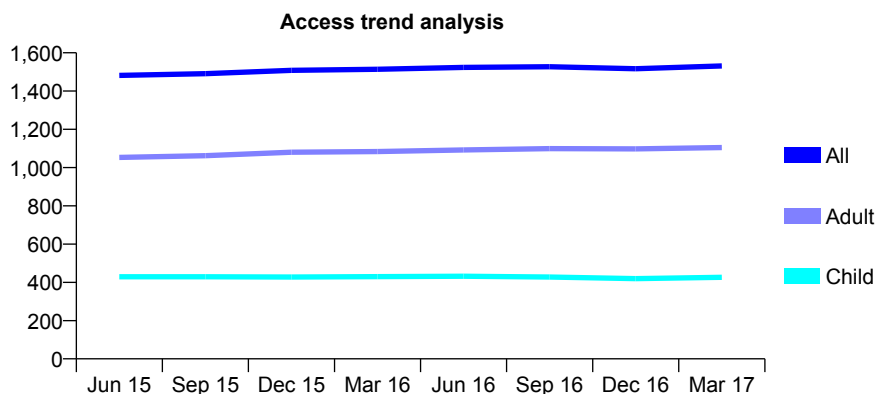
Q45 - Vital Signs At a Glance Contract Report for 116491/0001 - March 2017

Name or company name	Toothwise Ltd.
Contract type name	GDS Contract
Purpose of contract	General
Contract start date	01/04/2009
Contract end date	

16/17 Contracted general activity (UDA)	4,589
Carry forward general activity (UDA)	0
16/17 Contracted orthodontic activity (UOA)	0
Carry forward orthodontic activity (UOA)	0
Baseline contract value	£155,946.40

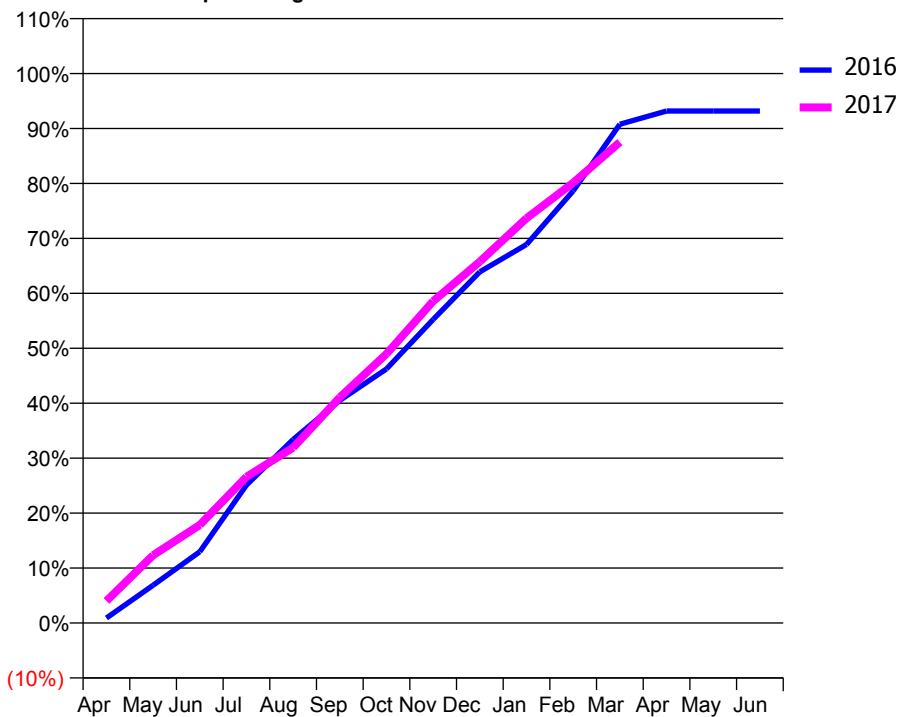
ACCESS*

Patients seen in 24 months	Total	Change since previous quarter
Quarter ending March 2016	1,514	
Quarter ending June 2016	1,524	→
Quarter ending September 2016	1,527	→
Quarter ending December 2016	1,517	→
Quarter ending March 2017	1,531	→
Variance since March 2016	1.1%	→



ACTIVITY

Cumulative percentage of contracted UDA delivered 2016 & 2017



Month	Adjusted Scheduled Activity (UDA)	
	2016	2017
April	42	184
May	316	566
June	595	819
July	1,152	1,221
August	1,533	1,465
September	1,859	1,884
October	2,122	2,247
November	2,535	2,688
December	2,933	3,019
January	3,161	3,381
February	3,609	3,677
March	4,165	4,016
April	4,275	
May	4,276	
June	4,276	

QUALITY

	Quantity	Base Number	Contract	AT	Region	England
% of FP17s for the same patient ID Re-attending within 3 months - Children	41	748	5.5%	13.0%	13.3%	12.3%
% of FP17s for the same patient ID Re-attending within 3 months - Adults	158	1,667	9.5%	16.3%	17.3%	16.7%
% of FP17s for the same patient ID Re-attending between 3 & 9 months - Children	570	748	76.2%	54.5%	58.9%	57.6%
% of FP17s for the same patient ID Re-attending between 3 & 9 months - Adults	1,075	1,667	64.5%	50.2%	52.2%	50.1%
% of FP17s for Band 1 Urgent Courses	4	2,355	0.2%	8.8%	9.2%	9.1%
% of FP17s Relating to Free Repair or Replacements	2	2,355	0.1%	1.3%	1.0%	0.8%
% of FP17s Relating to Continuations	6	2,355	0.3%	1.7%	1.4%	1.2%
% of Patients satisfied with the dentistry they have received	8	10	80.0%	92.0%	93.1%	92.8%
% of Patients satisfied with the time they had to wait for an appointment	9	10	90.0%	88.8%	89.5%	88.7%

* This is based on patients treated on this contract for their most recent course of treatment. Figures in italics indicate the base number of FP17s or Patient Questionnaire responses are less than 100. N/A is shown where the base number of responses is less than 10 during the period. % is calculated as Quantity/Base number*100

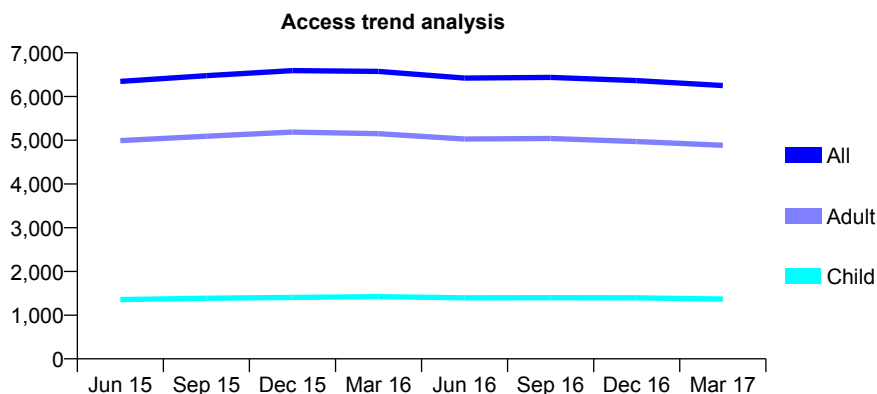
Q45 - Vital Signs At a Glance Contract Report for 118060/0002 - March 2017

Name or company name	Genix Healthcare Ltd
Contract type name	GDS Contract
Purpose of contract	General
Contract start date	07/09/2006
Contract end date	

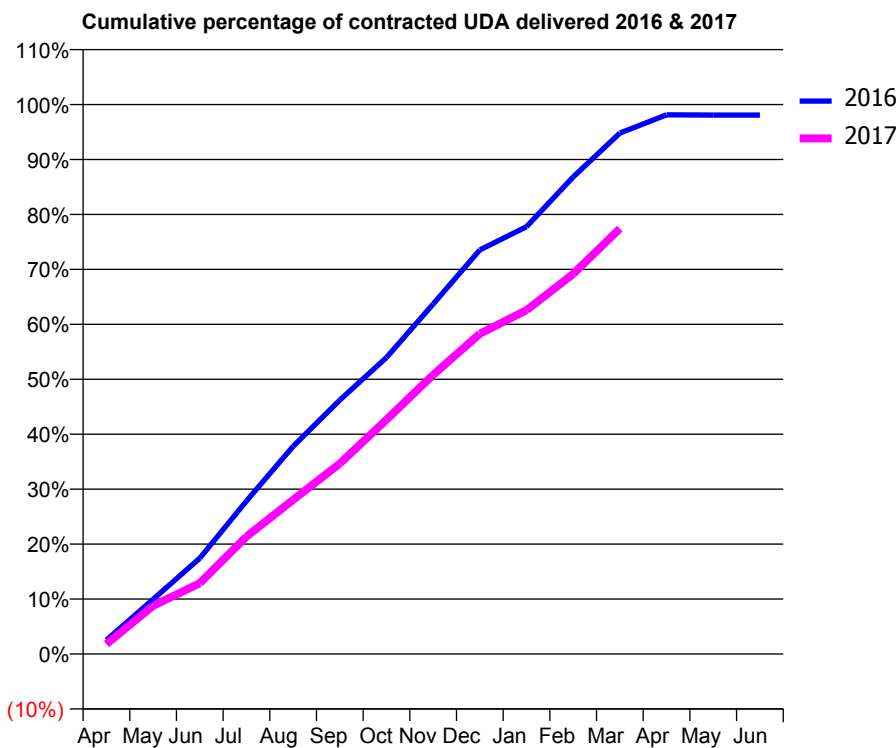
16/17 Contracted general activity (UDA)	20,500
Carry forward general activity (UDA)	395
16/17 Contracted orthodontic activity (UOA)	0
Carry forward orthodontic activity (UOA)	0
Baseline contract value	£523,398.59

ACCESS*

Patients seen in 24 months	Total	Change since previous quarter
Quarter ending March 2016	6,575	
Quarter ending June 2016	6,422	↓
Quarter ending September 2016	6,437	→
Quarter ending December 2016	6,364	↓
Quarter ending March 2017	6,251	↓
Variance since March 2016	(4.9%)	↓



ACTIVITY



Month	Adjusted Scheduled Activity (UDA)	
	2016	2017
April	518	369
May	2,043	1,798
June	3,576	2,642
July	5,707	4,378
August	7,750	5,754
September	9,474	7,109
October	11,060	8,744
November	13,055	10,414
December	15,074	11,949
January	15,943	12,825
February	17,797	14,180
March	19,436	15,873
April	20,117	
May	20,105	
June	20,105	

QUALITY

	Quantity	Base Number	Contract	AT	Region	England
% of FP17s for the same patient ID Re-attending within 3 months - Children	146	2,141	6.8%	13.0%	13.3%	12.3%
% of FP17s for the same patient ID Re-attending within 3 months - Adults	740	6,936	10.7%	16.3%	17.3%	16.7%
% of FP17s for the same patient ID Re-attending between 3 & 9 months - Children	1,450	2,141	67.7%	54.5%	58.9%	57.6%
% of FP17s for the same patient ID Re-attending between 3 & 9 months - Adults	4,647	6,936	67.0%	50.2%	52.2%	50.1%
% of FP17s for Band 1 Urgent Courses	454	8,708	5.2%	8.8%	9.2%	9.1%
% of FP17s Relating to Free Repair or Replacements	118	8,708	1.4%	1.3%	1.0%	0.8%
% of FP17s Relating to Continuations	67	8,708	0.8%	1.7%	1.4%	1.2%
% of Patients satisfied with the dentistry they have received	13	14	92.9%	92.0%	93.1%	92.8%
% of Patients satisfied with the time they had to wait for an appointment	11	14	78.6%	88.8%	89.5%	88.7%

* This is based on patients treated on this contract for their most recent course of treatment. Figures in italics indicate the base number of FP17s or Patient Questionnaire responses are less than 100. N/A is shown where the base number of responses is less than 10 during the period. % is calculated as Quantity/Base number*100

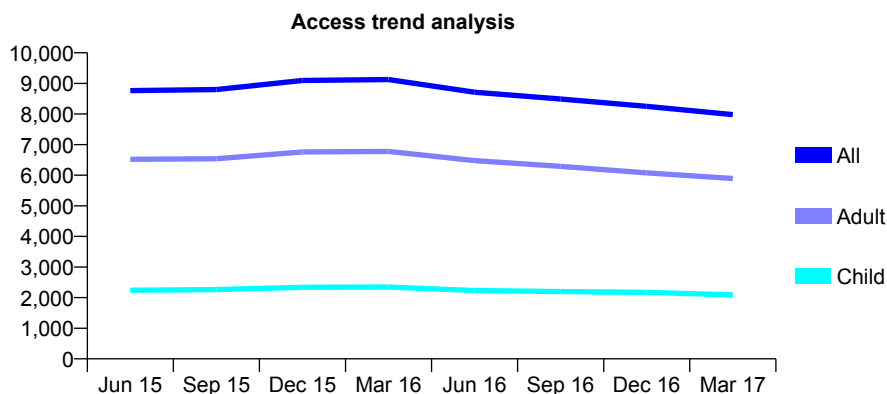
Q45 - Vital Signs At a Glance Contract Report for 118060/0003 - March 2017

Name or company name	Genix Healthcare Ltd
Contract type name	GDS Contract
Purpose of contract	General
Contract start date	04/10/2006
Contract end date	

16/17 Contracted general activity (UDA)	33,015
Carry forward general activity (UDA)	0
16/17 Contracted orthodontic activity (UOA)	0
Carry forward orthodontic activity (UOA)	0
Baseline contract value	£735,126.96

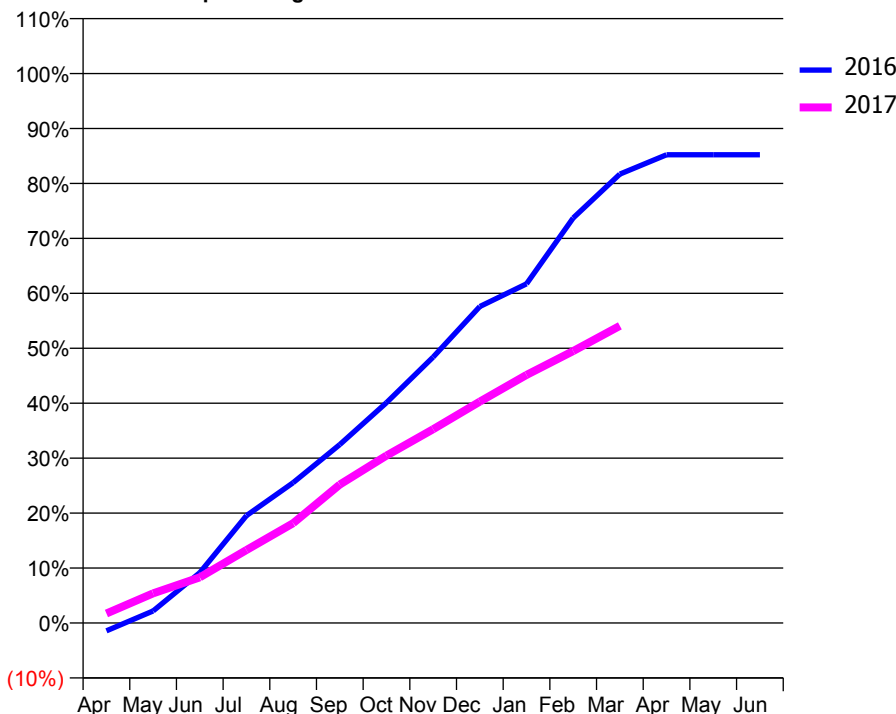
ACCESS*

Patients seen in 24 months	Total	Change since previous quarter
Quarter ending March 2016	9,125	
Quarter ending June 2016	8,712	↓
Quarter ending September 2016	8,490	↓
Quarter ending December 2016	8,252	↓
Quarter ending March 2017	7,981	↓
Variance since March 2016	(12.5%)	↓



ACTIVITY

Cumulative percentage of contracted UDA delivered 2016 & 2017



Adjusted Scheduled Activity (UDA)

Month	2016	2017
April	-474	575
May	727	1,782
June	3,023	2,743
July	6,450	4,387
August	8,435	5,994
September	10,722	8,317
October	13,240	10,062
November	15,979	11,646
December	19,015	13,302
January	20,375	14,910
February	24,336	16,341
March	26,970	17,851
April	28,135	
May	28,135	
June	28,134	

QUALITY

	Quantity	Base Number	Contract	AT	Region	England
% of FP17s for the same patient ID Re-attending within 3 months - Children	182	2,484	7.3%	13.0%	13.3%	12.3%
% of FP17s for the same patient ID Re-attending within 3 months - Adults	849	6,056	14.0%	16.3%	17.3%	16.7%
% of FP17s for the same patient ID Re-attending between 3 & 9 months - Children	1,336	2,484	53.8%	54.5%	58.9%	57.6%
% of FP17s for the same patient ID Re-attending between 3 & 9 months - Adults	3,162	6,056	52.2%	50.2%	52.2%	50.1%
% of FP17s for Band 1 Urgent Courses	870	8,038	10.8%	8.8%	9.2%	9.1%
% of FP17s Relating to Free Repair or Replacements	45	8,038	0.6%	1.3%	1.0%	0.8%
% of FP17s Relating to Continuations	12	8,038	0.1%	1.7%	1.4%	1.2%
% of Patients satisfied with the dentistry they have received	9	11	81.8%	92.0%	93.1%	92.8%
% of Patients satisfied with the time they had to wait for an appointment	8	11	72.7%	88.8%	89.5%	88.7%

* This is based on patients treated on this contract for their most recent course of treatment. Figures in italics indicate the base number of FP17s or Patient Questionnaire responses are less than 100. N/A is shown where the base number of responses is less than 10 during the period. % is calculated as Quantity/Base number*100

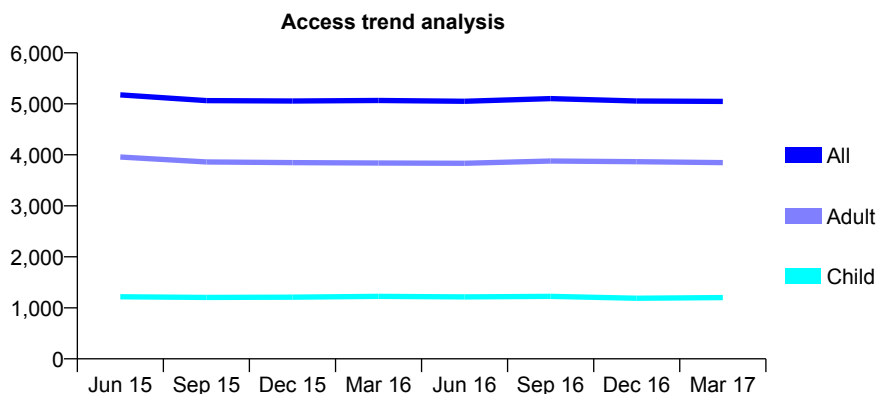
Q45 - Vital Signs At a Glance Contract Report for 118060/0008 - March 2017

Name or company name	Genix Healthcare Ltd
Contract type name	GDS Contract
Purpose of contract	General
Contract start date	01/12/2006
Contract end date	

16/17 Contracted general activity (UDA)	16,597
Carry forward general activity (UDA)	0
16/17 Contracted orthodontic activity (UOA)	0
Carry forward orthodontic activity (UOA)	0
Baseline contract value	£414,703.80

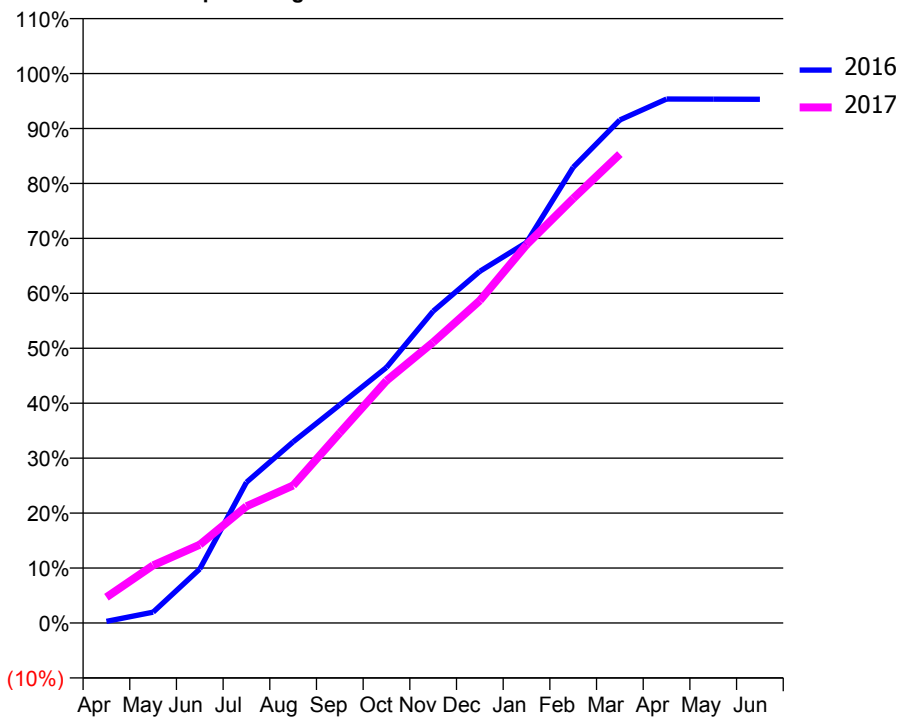
ACCESS*

Patients seen in 24 months	Total	Change since previous quarter
Quarter ending March 2016	5,065	
Quarter ending June 2016	5,049	→
Quarter ending September 2016	5,103	→
Quarter ending December 2016	5,054	→
Quarter ending March 2017	5,048	→
Variance since March 2016	(0.3%)	→



ACTIVITY

Cumulative percentage of contracted UDA delivered 2016 & 2017



Month	Adjusted Scheduled Activity (UDA)	
	2016	2017
April	50	780
May	326	1,741
June	1,633	2,366
July	4,253	3,524
August	5,471	4,154
September	6,592	5,745
October	7,720	7,319
November	9,418	8,478
December	10,623	9,741
January	11,493	11,426
February	13,763	12,823
March	15,193	14,162
April	15,826	
May	15,821	
June	15,820	

QUALITY

	Quantity	Base Number	Contract	AT	Region	England
% of FP17s for the same patient ID Re-attending within 3 months - Children	140	1,628	8.6%	13.0%	13.3%	12.3%
% of FP17s for the same patient ID Re-attending within 3 months - Adults	546	4,713	11.6%	16.3%	17.3%	16.7%
% of FP17s for the same patient ID Re-attending between 3 & 9 months - Children	868	1,628	53.3%	54.5%	58.9%	57.6%
% of FP17s for the same patient ID Re-attending between 3 & 9 months - Adults	2,447	4,713	51.9%	50.2%	52.2%	50.1%
% of FP17s for Band 1 Urgent Courses	421	6,085	6.9%	8.8%	9.2%	9.1%
% of FP17s Relating to Free Repair or Replacements	23	6,085	0.4%	1.3%	1.0%	0.8%
% of FP17s Relating to Continuations	14	6,085	0.2%	1.7%	1.4%	1.2%
% of Patients satisfied with the dentistry they have received	5	6	N/A	92.0%	93.1%	92.8%
% of Patients satisfied with the time they had to wait for an appointment	4	6	N/A	88.8%	89.5%	88.7%

* This is based on patients treated on this contract for their most recent course of treatment. Figures in italics indicate the base number of FP17s or Patient Questionnaire responses are less than 100. N/A is shown where the base number of responses is less than 10 during the period. % is calculated as Quantity/Base number*100

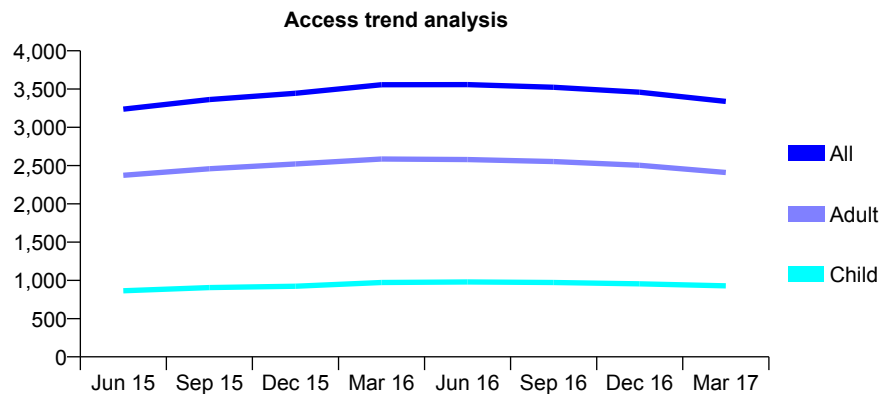
Q45 - Vital Signs At a Glance Contract Report for 118060/0019 - March 2017

Name or company name	Genix Healthcare Ltd
Contract type name	PDS Plus Contract
Purpose of contract	General
Contract start date	01/04/2010
Contract end date	31/03/2020

16/17 Contracted general activity (UDA)	12,000
Carry forward general activity (UDA)	0
16/17 Contracted orthodontic activity (UOA)	0
Carry forward orthodontic activity (UOA)	0
Baseline contract value	£318,018.26

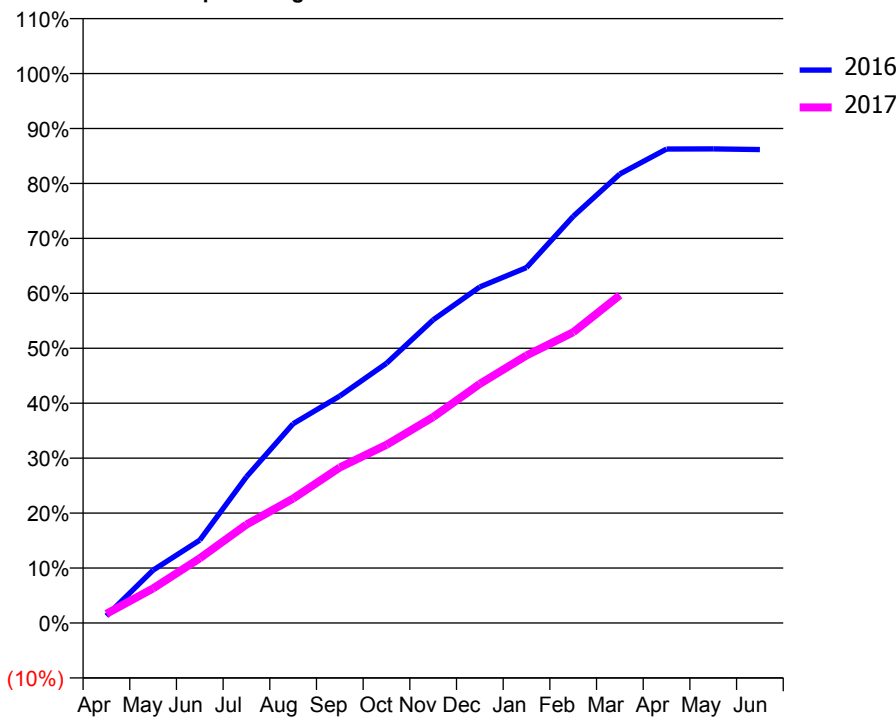
ACCESS*

Patients seen in 24 months	Total	Change since previous quarter
Quarter ending March 2016	3,557	
Quarter ending June 2016	3,558	→
Quarter ending September 2016	3,523	→
Quarter ending December 2016	3,459	↓
Quarter ending March 2017	3,338	↓
Variance since March 2016	(6.2%)	↓



ACTIVITY

Cumulative percentage of contracted UDA delivered 2016 & 2017



Month	Adjusted Scheduled Activity (UDA)	
	2016	2017
April	154	201
May	1,155	756
June	1,810	1,415
July	3,193	2,150
August	4,351	2,719
September	4,957	3,398
October	5,672	3,891
November	6,621	4,498
December	7,340	5,222
January	7,761	5,844
February	8,881	6,348
March	9,805	7,158
April	10,351	
May	10,352	
June	10,339	

QUALITY

	Quantity	Base Number	Contract	AT	Region	England
% of FP17s for the same patient ID Re-attending within 3 months - Children	37	1,192	3.1%	13.0%	13.3%	12.3%
% of FP17s for the same patient ID Re-attending within 3 months - Adults	174	2,695	6.5%	16.3%	17.3%	16.7%
% of FP17s for the same patient ID Re-attending between 3 & 9 months - Children	738	1,192	61.9%	54.5%	58.9%	57.6%
% of FP17s for the same patient ID Re-attending between 3 & 9 months - Adults	1,612	2,695	59.8%	50.2%	52.2%	50.1%
% of FP17s for Band 1 Urgent Courses	75	3,670	2.0%	8.8%	9.2%	9.1%
% of FP17s Relating to Free Repair or Replacements	35	3,670	1.0%	1.3%	1.0%	0.8%
% of FP17s Relating to Continuations	14	3,670	0.4%	1.7%	1.4%	1.2%
% of Patients satisfied with the dentistry they have received	5	5	N/A	92.0%	93.1%	92.8%
% of Patients satisfied with the time they had to wait for an appointment	5	5	N/A	88.8%	89.5%	88.7%

* This is based on patients treated on this contract for their most recent course of treatment. Figures in italics indicate the base number of FP17s or Patient Questionnaire responses are less than 100. N/A is shown where the base number of responses is less than 10 during the period. % is calculated as Quantity/Base number*100

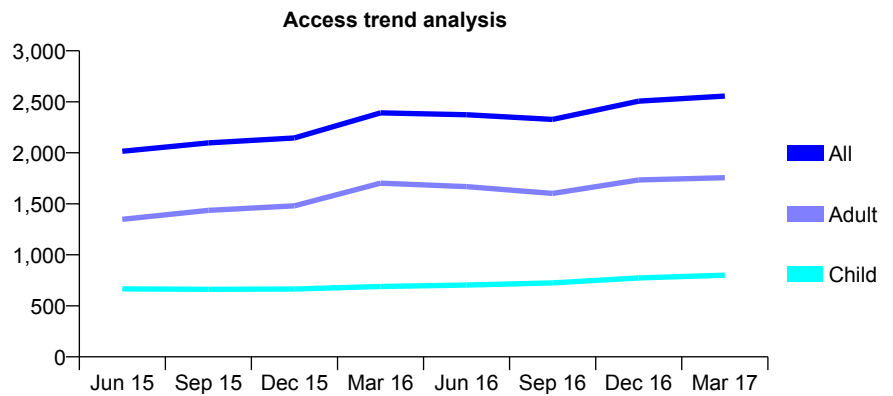
Q45 - Vital Signs At a Glance Contract Report for 122904/0001 - March 2017

Name or company name	Harrowgate Hill Dental Practice
Contract type name	GDS Contract
Purpose of contract	General
Contract start date	01/04/2014
Contract end date	

16/17 Contracted general activity (UDA)	7,366
Carry forward general activity (UDA)	72
16/17 Contracted orthodontic activity (UOA)	0
Carry forward orthodontic activity (UOA)	0
Baseline contract value	£221,674.88

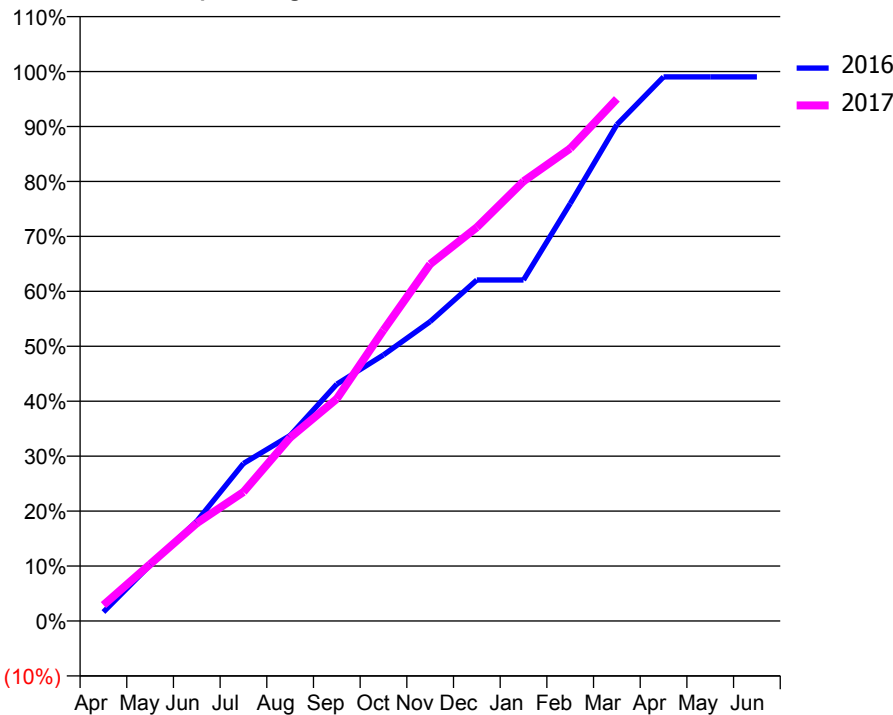
ACCESS*

Patients seen in 24 months	Total	Change since previous quarter
Quarter ending March 2016	2,392	
Quarter ending June 2016	2,373	→
Quarter ending September 2016	2,327	↓
Quarter ending December 2016	2,507	↑
Quarter ending March 2017	2,556	→
Variance since March 2016	6.9%	↑



ACTIVITY

Cumulative percentage of contracted UDA delivered 2016 & 2017



Month	Adjusted Scheduled Activity (UDA)	
	2016	2017
April	121	214
May	751	763
June	1,338	1,312
July	2,113	1,729
August	2,488	2,458
September	3,175	2,979
October	3,566	3,899
November	4,014	4,785
December	4,571	5,277
January	4,571	5,894
February	5,597	6,334
March	6,654	6,999
April	7,294	
May	7,294	
June	7,294	

QUALITY

	Quantity	Base Number	Contract	AT	Region	England
% of FP17s for the same patient ID Re-attending within 3 months - Children	222	1,644	13.5%	13.0%	13.3%	12.3%
% of FP17s for the same patient ID Re-attending within 3 months - Adults	442	2,345	18.8%	16.3%	17.3%	16.7%
% of FP17s for the same patient ID Re-attending between 3 & 9 months - Children	994	1,644	60.5%	54.5%	58.9%	57.6%
% of FP17s for the same patient ID Re-attending between 3 & 9 months - Adults	1,142	2,345	48.7%	50.2%	52.2%	50.1%
% of FP17s for Band 1 Urgent Courses	312	3,772	8.3%	8.8%	9.2%	9.1%
% of FP17s Relating to Free Repair or Replacements	19	3,772	0.5%	1.3%	1.0%	0.8%
% of FP17s Relating to Continuations	160	3,772	4.2%	1.7%	1.4%	1.2%
% of Patients satisfied with the dentistry they have received	4	4	N/A	92.0%	93.1%	92.8%
% of Patients satisfied with the time they had to wait for an appointment	3	4	N/A	88.8%	89.5%	88.7%

* This is based on patients treated on this contract for their most recent course of treatment. Figures in italics indicate the base number of FP17s or Patient Questionnaire responses are less than 100. N/A is shown where the base number of responses is less than 10 during the period. % is calculated as Quantity/Base number*100

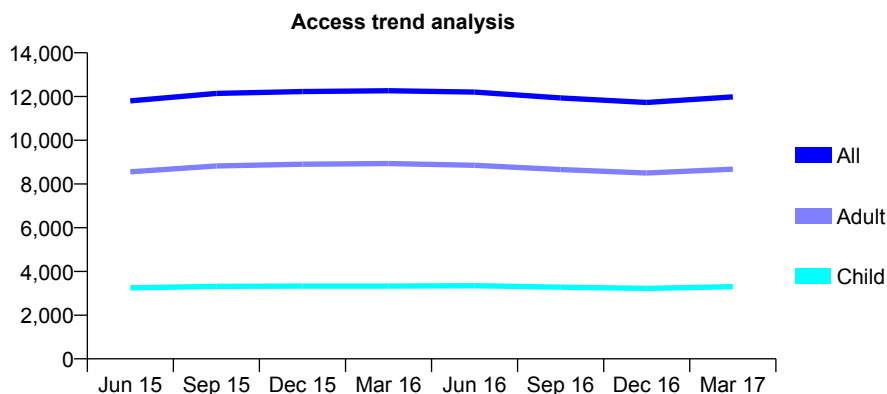
Q45 - Vital Signs At a Glance Contract Report for 124613/0001 - March 2017

Name or company name	Peterlee Dental Practice Partnership
Contract type name	GDS Contract
Purpose of contract	General
Contract start date	01/08/2013
Contract end date	

16/17 Contracted general activity (UDA)	34,722
Carry forward general activity (UDA)	0
16/17 Contracted orthodontic activity (UOA)	0
Carry forward orthodontic activity (UOA)	0
Baseline contract value	£1,091,796.88

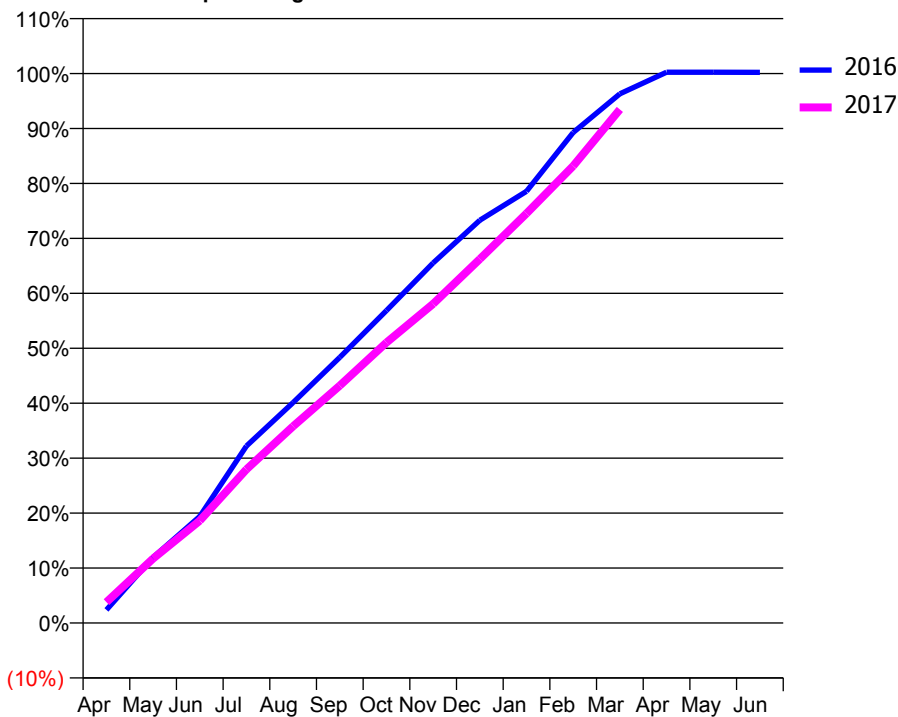
ACCESS*

Patients seen in 24 months	Total	Change since previous quarter
Quarter ending March 2016	12,262	
Quarter ending June 2016	12,203	→
Quarter ending September 2016	11,933	↓
Quarter ending December 2016	11,727	↓
Quarter ending March 2017	11,985	↑
Variance since March 2016	(2.3%)	↓



ACTIVITY

Cumulative percentage of contracted UDA delivered 2016 & 2017



Month	Adjusted Scheduled Activity (UDA)	
	2016	2017
April	828	1,317
May	4,153	4,076
June	6,734	6,471
July	11,186	9,711
August	13,931	12,429
September	16,787	15,001
October	19,746	17,721
November	22,752	20,170
December	25,447	22,999
January	27,281	25,877
February	30,997	28,879
March	33,435	32,456
April	34,802	
May	34,800	
June	34,797	

QUALITY

	Quantity	Base Number	Contract	AT	Region	England
% of FP17s for the same patient ID Re-attending within 3 months - Children	341	4,855	7.0%	13.0%	13.3%	12.3%
% of FP17s for the same patient ID Re-attending within 3 months - Adults	1,147	10,640	10.8%	16.3%	17.3%	16.7%
% of FP17s for the same patient ID Re-attending between 3 & 9 months - Children	2,710	4,855	55.8%	54.5%	58.9%	57.6%
% of FP17s for the same patient ID Re-attending between 3 & 9 months - Adults	5,298	10,640	49.8%	50.2%	52.2%	50.1%
% of FP17s for Band 1 Urgent Courses	701	14,874	4.7%	8.8%	9.2%	9.1%
% of FP17s Relating to Free Repair or Replacements	49	14,874	0.3%	1.3%	1.0%	0.8%
% of FP17s Relating to Continuations	192	14,874	1.3%	1.7%	1.4%	1.2%
% of Patients satisfied with the dentistry they have received	42	49	85.7%	92.0%	93.1%	92.8%
% of Patients satisfied with the time they had to wait for an appointment	39	49	79.6%	88.8%	89.5%	88.7%

* This is based on patients treated on this contract for their most recent course of treatment. Figures in italics indicate the base number of FP17s or Patient Questionnaire responses are less than 100. N/A is shown where the base number of responses is less than 10 during the period. % is calculated as Quantity/Base number*100

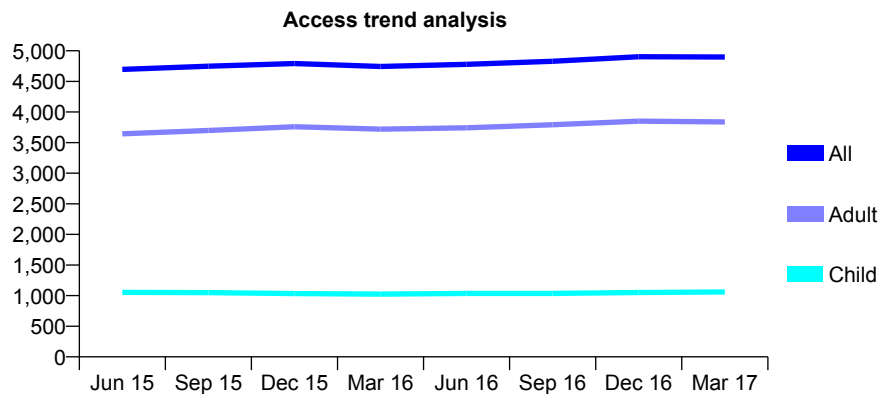
Q45 - Vital Signs At a Glance Contract Report for 125733/0001 - March 2017

Name or company name	Wray & McKenna Ltd
Contract type name	GDS Contract
Purpose of contract	General
Contract start date	01/12/2011
Contract end date	

16/17 Contracted general activity (UDA)	12,845
Carry forward general activity (UDA)	0
16/17 Contracted orthodontic activity (UOA)	0
Carry forward orthodontic activity (UOA)	0
Baseline contract value	£322,916.12

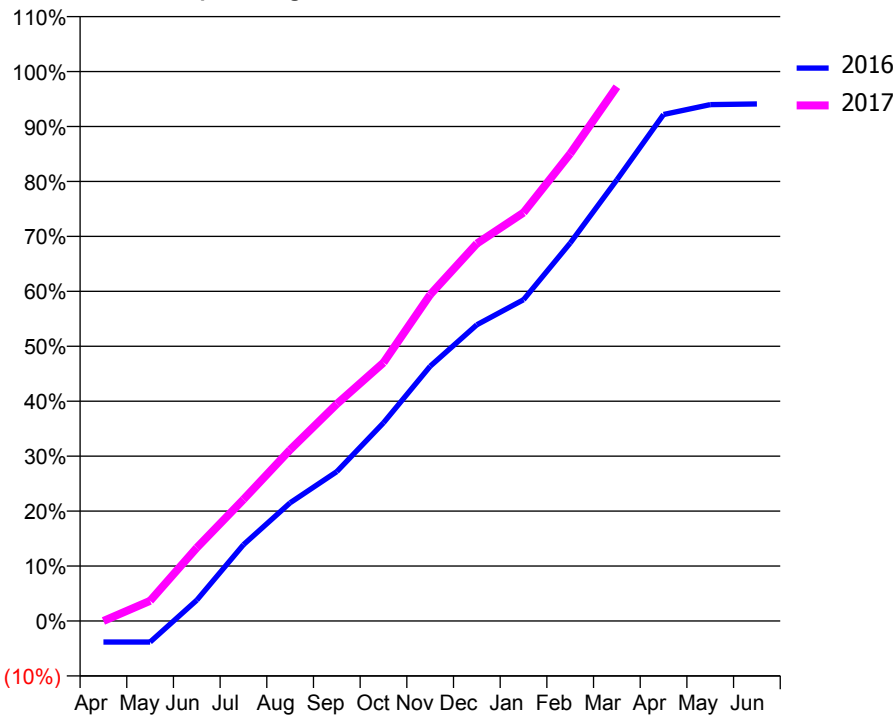
ACCESS*

Patients seen in 24 months	Total	Change since previous quarter
Quarter ending March 2016	4,744	
Quarter ending June 2016	4,778	→
Quarter ending September 2016	4,828	→
Quarter ending December 2016	4,902	→
Quarter ending March 2017	4,898	→
Variance since March 2016	3.2%	↑



ACTIVITY

Cumulative percentage of contracted UDA delivered 2016 & 2017



Month	Adjusted Scheduled Activity (UDA)	
	2016	2017
April	-494	0
May	-494	473
June	487	1,712
July	1,784	2,841
August	2,762	4,003
September	3,492	5,073
October	4,632	6,040
November	5,955	7,631
December	6,925	8,823
January	7,510	9,547
February	8,834	10,924
March	10,313	12,490
April	11,842	
May	12,071	
June	12,086	

QUALITY

	Quantity	Base Number	Contract	AT	Region	England
% of FP17s for the same patient ID Re-attending within 3 months - Children	98	1,456	6.7%	13.0%	13.3%	12.3%
% of FP17s for the same patient ID Re-attending within 3 months - Adults	689	4,342	15.9%	16.3%	17.3%	16.7%
% of FP17s for the same patient ID Re-attending between 3 & 9 months - Children	649	1,456	44.6%	54.5%	58.9%	57.6%
% of FP17s for the same patient ID Re-attending between 3 & 9 months - Adults	1,143	4,342	26.3%	50.2%	52.2%	50.1%
% of FP17s for Band 1 Urgent Courses	648	5,308	12.2%	8.8%	9.2%	9.1%
% of FP17s Relating to Free Repair or Replacements	69	5,308	1.3%	1.3%	1.0%	0.8%
% of FP17s Relating to Continuations	182	5,308	3.4%	1.7%	1.4%	1.2%
% of Patients satisfied with the dentistry they have received	12	13	92.3%	92.0%	93.1%	92.8%
% of Patients satisfied with the time they had to wait for an appointment	13	13	100.0%	88.8%	89.5%	88.7%

* This is based on patients treated on this contract for their most recent course of treatment. Figures in italics indicate the base number of FP17s or Patient Questionnaire responses are less than 100. N/A is shown where the base number of responses is less than 10 during the period. % is calculated as Quantity/Base number*100

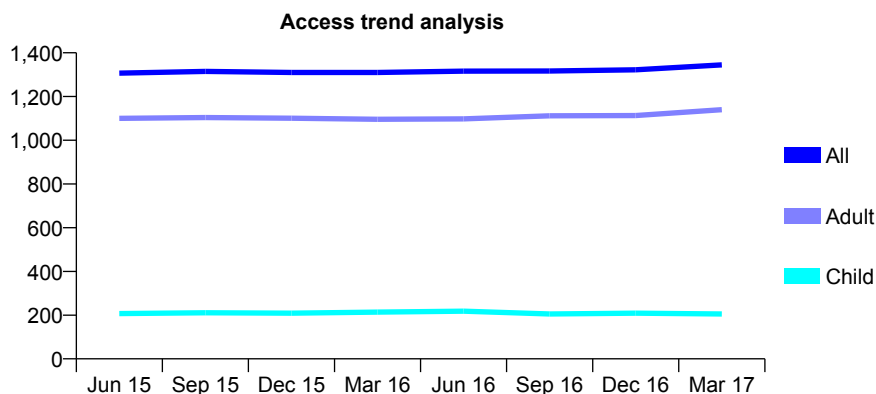
Q45 - Vital Signs At a Glance Contract Report for 127361/0001 - March 2017

Name or company name	LIL Dental Ltd.
Contract type name	GDS Contract
Purpose of contract	General
Contract start date	01/04/2009
Contract end date	

16/17 Contracted general activity (UDA)	6,100
Carry forward general activity (UDA)	0
16/17 Contracted orthodontic activity (UOA)	0
Carry forward orthodontic activity (UOA)	0
Baseline contract value	£175,576.63

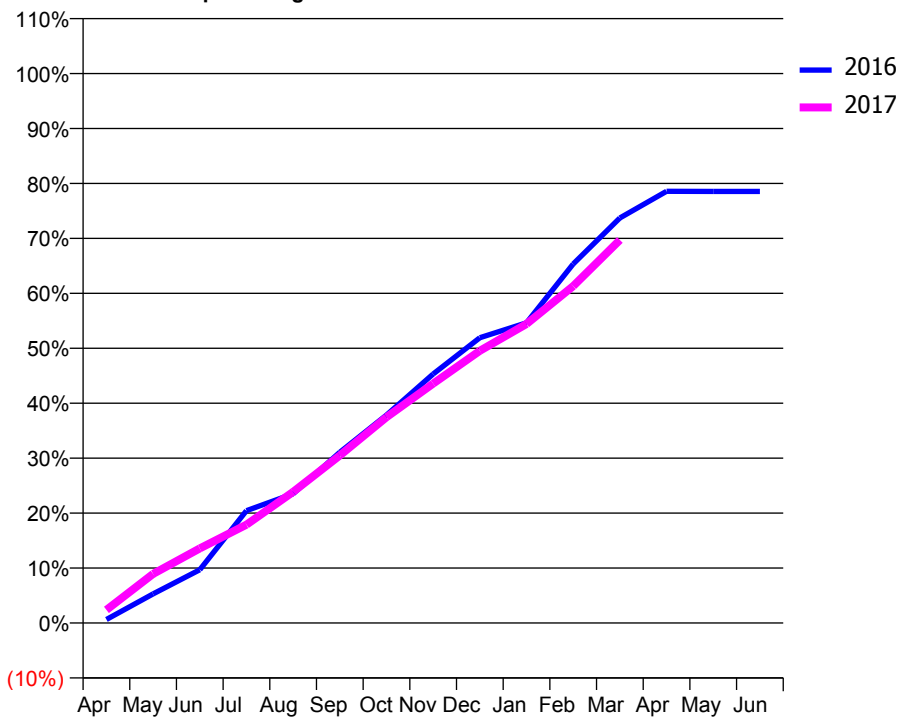
ACCESS*

Patients seen in 24 months	Total	Change since previous quarter
Quarter ending March 2016	1,310	
Quarter ending June 2016	1,316	→
Quarter ending September 2016	1,317	→
Quarter ending December 2016	1,322	→
Quarter ending March 2017	1,345	→
Variance since March 2016	2.7%	↑



ACTIVITY

Cumulative percentage of contracted UDA delivered 2016 & 2017



Month	Adjusted Scheduled Activity (UDA)	
	2016	2017
April	40	145
May	323	546
June	592	829
July	1,247	1,092
August	1,435	1,456
September	1,896	1,860
October	2,309	2,284
November	2,764	2,658
December	3,167	3,023
January	3,333	3,320
February	3,986	3,739
March	4,496	4,252
April	4,792	
May	4,791	
June	4,791	

QUALITY

	Quantity	Base Number	Contract	AT	Region	England
% of FP17s for the same patient ID Re-attending within 3 months - Children	24	326	7.4%	13.0%	13.3%	12.3%
% of FP17s for the same patient ID Re-attending within 3 months - Adults	317	1,879	16.9%	16.3%	17.3%	16.7%
% of FP17s for the same patient ID Re-attending between 3 & 9 months - Children	225	326	69.0%	54.5%	58.9%	57.6%
% of FP17s for the same patient ID Re-attending between 3 & 9 months - Adults	1,088	1,879	57.9%	50.2%	52.2%	50.1%
% of FP17s for Band 1 Urgent Courses	202	2,093	9.7%	8.8%	9.2%	9.1%
% of FP17s Relating to Free Repair or Replacements	63	2,093	3.0%	1.3%	1.0%	0.8%
% of FP17s Relating to Continuations	37	2,093	1.8%	1.7%	1.4%	1.2%
% of Patients satisfied with the dentistry they have received	3	3	N/A	92.0%	93.1%	92.8%
% of Patients satisfied with the time they had to wait for an appointment	3	3	N/A	88.8%	89.5%	88.7%

* This is based on patients treated on this contract for their most recent course of treatment. Figures in italics indicate the base number of FP17s or Patient Questionnaire responses are less than 100. N/A is shown where the base number of responses is less than 10 during the period. % is calculated as Quantity/Base number*100

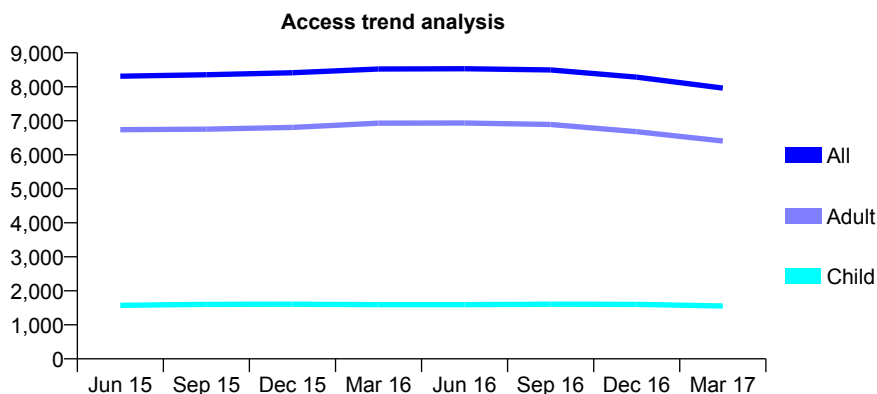
Q45 - Vital Signs At a Glance Contract Report for 127868/0001 - March 2017

Name or company name	Lambert Coutts & Associates Dental Practic
Contract type name	GDS Contract
Purpose of contract	General and Orthodontic
Contract start date	09/10/2011
Contract end date	

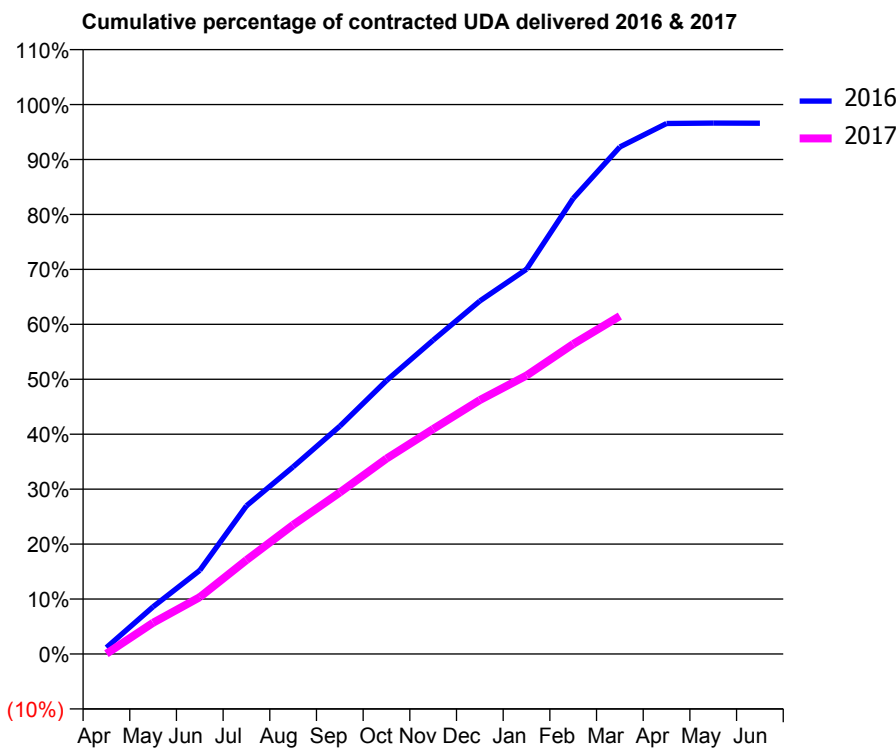
16/17 Contracted general activity (UDA)	25,731
Carry forward general activity (UDA)	879
16/17 Contracted orthodontic activity (UOA)	651
Carry forward orthodontic activity (UOA)	0
Baseline contract value	£761,113.63

ACCESS*

Patients seen in 24 months	Total	Change since previous quarter
Quarter ending March 2016	8,524	
Quarter ending June 2016	8,532	→
Quarter ending September 2016	8,498	→
Quarter ending December 2016	8,283	↓
Quarter ending March 2017	7,963	↓
Variance since March 2016	(6.6%)	↓



ACTIVITY



Month	Adjusted Scheduled Activity (UDA)	
	2016	2017
April	300	17
May	2,216	1,467
June	3,916	2,666
July	6,942	4,398
August	8,767	6,046
September	10,667	7,566
October	12,805	9,151
November	14,697	10,536
December	16,532	11,892
January	18,015	13,042
February	21,334	14,516
March	23,744	15,824
April	24,842	
May	24,861	
June	24,852	

QUALITY

	Quantity	Base Number	Contract	AT	Region	England
% of FP17s for the same patient ID Re-attending within 3 months - Children	114	1,868	6.1%	13.0%	13.3%	12.3%
% of FP17s for the same patient ID Re-attending within 3 months - Adults	914	7,160	12.8%	16.3%	17.3%	16.7%
% of FP17s for the same patient ID Re-attending between 3 & 9 months - Children	807	1,868	43.2%	54.5%	58.9%	57.6%
% of FP17s for the same patient ID Re-attending between 3 & 9 months - Adults	3,444	7,160	48.1%	50.2%	52.2%	50.1%
% of FP17s for Band 1 Urgent Courses	480	8,452	5.7%	8.8%	9.2%	9.1%
% of FP17s Relating to Free Repair or Replacements	122	8,452	1.4%	1.3%	1.0%	0.8%
% of FP17s Relating to Continuations	183	8,452	2.2%	1.7%	1.4%	1.2%
% of Patients satisfied with the dentistry they have received	35	40	87.5%	92.0%	93.1%	92.8%
% of Patients satisfied with the time they had to wait for an appointment	33	40	82.5%	88.8%	89.5%	88.7%

* This is based on patients treated on this contract for their most recent course of treatment. Figures in italics indicate the base number of FP17s or Patient Questionnaire responses are less than 100. N/A is shown where the base number of responses is less than 10 during the period. % is calculated as Quantity/Base number*100

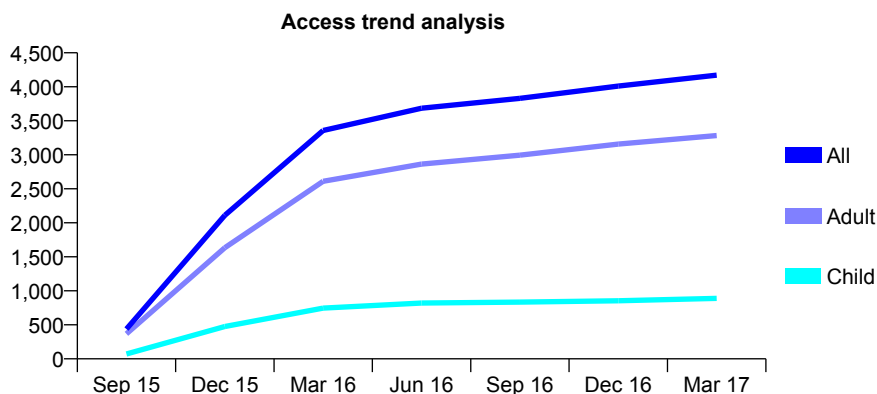
Q45 - Vital Signs At a Glance Contract Report for 131075/0001 - March 2017

Name or company name	Marton Dental Practice
Contract type name	GDS Contract
Purpose of contract	General
Contract start date	01/09/2015
Contract end date	

16/17 Contracted general activity (UDA)	12,894
Carry forward general activity (UDA)	-193
16/17 Contracted orthodontic activity (UOA)	0
Carry forward orthodontic activity (UOA)	0
Baseline contract value	£304,010.12

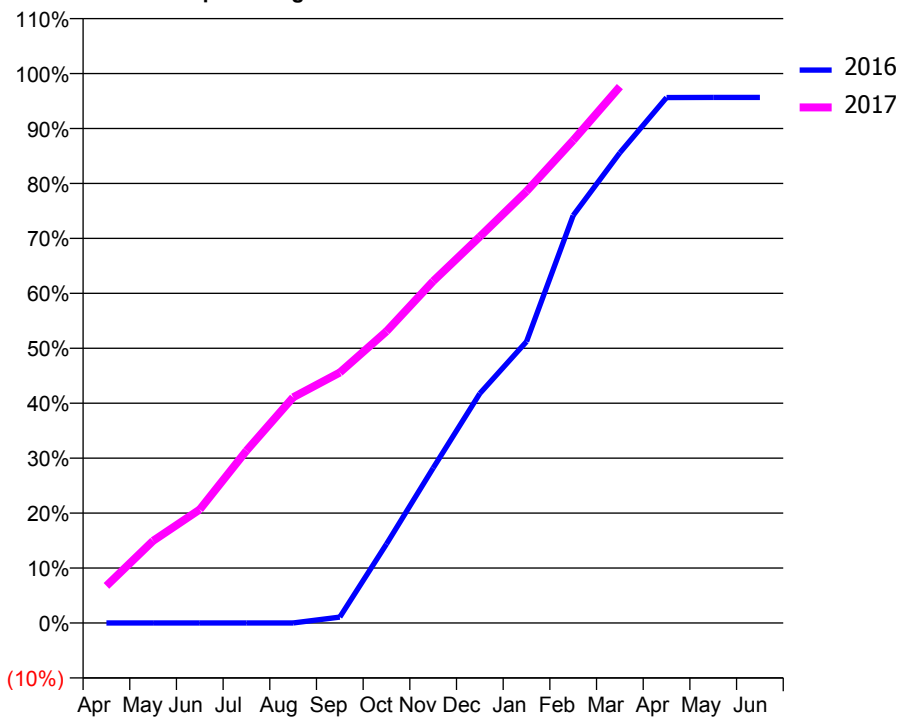
ACCESS*

Patients seen in 24 months	Total	Change since previous quarter
Quarter ending March 2016	3,357	
Quarter ending June 2016	3,685	↑
Quarter ending September 2016	3,831	↑
Quarter ending December 2016	4,011	↑
Quarter ending March 2017	4,172	↑
Variance since March 2016	24.3%	↑



ACTIVITY

Cumulative percentage of contracted UDA delivered 2016 & 2017



Month	Adjusted Scheduled Activity (UDA)	
	2016	2017
April	0	873
May	0	1,930
June	0	2,663
July	0	4,045
August	0	5,296
September	82	5,877
October	1,078	6,845
November	2,116	8,021
December	3,134	9,066
January	3,843	10,132
February	5,566	11,325
March	6,422	12,586
April	7,176	
May	7,178	
June	7,178	

QUALITY

	Quantity	Base Number	Contract	AT	Region	England
% of FP17s for the same patient ID Re-attending within 3 months - Children	131	1,697	7.7%	13.0%	13.3%	12.3%
% of FP17s for the same patient ID Re-attending within 3 months - Adults	828	6,080	13.6%	16.3%	17.3%	16.7%
% of FP17s for the same patient ID Re-attending between 3 & 9 months - Children	1,134	1,697	66.8%	54.5%	58.9%	57.6%
% of FP17s for the same patient ID Re-attending between 3 & 9 months - Adults	4,138	6,080	68.1%	50.2%	52.2%	50.1%
% of FP17s for Band 1 Urgent Courses	280	6,250	4.5%	8.8%	9.2%	9.1%
% of FP17s Relating to Free Repair or Replacements	72	6,250	1.2%	1.3%	1.0%	0.8%
% of FP17s Relating to Continuations	155	6,250	2.5%	1.7%	1.4%	1.2%
% of Patients satisfied with the dentistry they have received	20	21	95.2%	92.0%	93.1%	92.8%
% of Patients satisfied with the time they had to wait for an appointment	20	21	95.2%	88.8%	89.5%	88.7%

* This is based on patients treated on this contract for their most recent course of treatment. Figures in italics indicate the base number of FP17s or Patient Questionnaire responses are less than 100. N/A is shown where the base number of responses is less than 10 during the period. % is calculated as Quantity/Base number*100

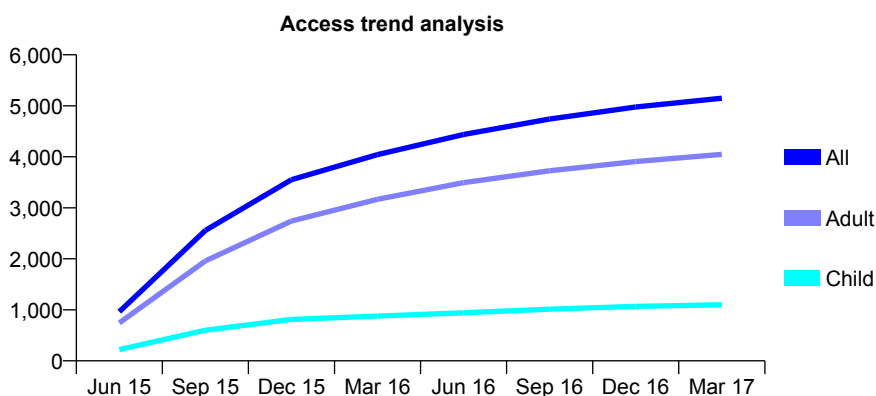
Q45 - Vital Signs At a Glance Contract Report for 131091/0003 - March 2017

Name or company name	Roseberry Dental Practice
Contract type name	GDS Contract
Purpose of contract	General and Orthodontic
Contract start date	03/05/2015
Contract end date	

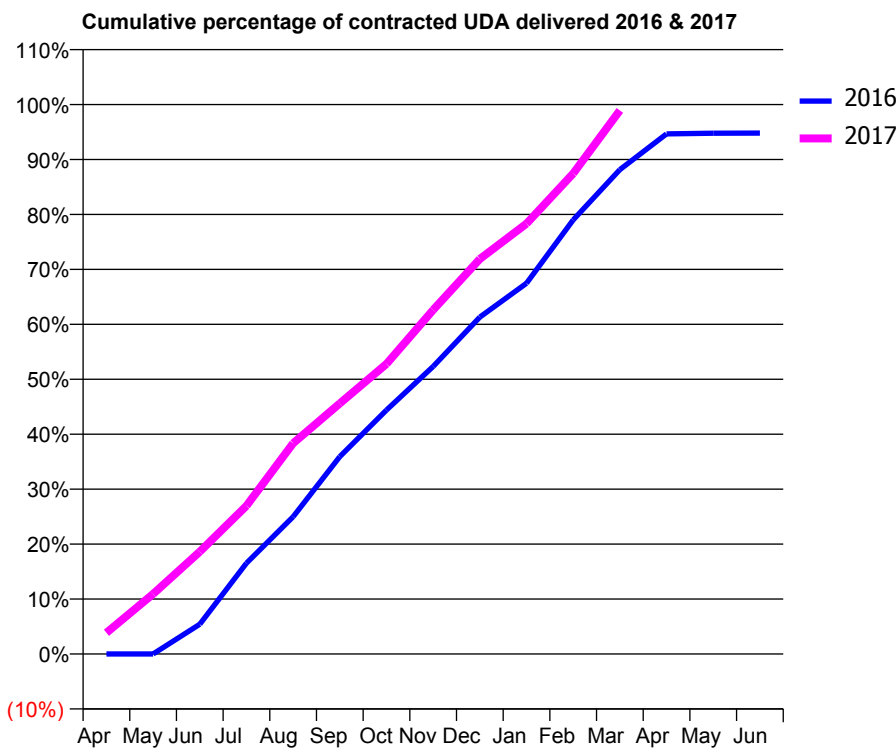
16/17 Contracted general activity (UDA)	14,584
Carry forward general activity (UDA)	0
16/17 Contracted orthodontic activity (UOA)	500
Carry forward orthodontic activity (UOA)	0
Baseline contract value	£483,882.04

ACCESS*

Patients seen in 24 months	Total	Change since previous quarter
Quarter ending March 2016	4,044	
Quarter ending June 2016	4,437	↑
Quarter ending September 2016	4,741	↑
Quarter ending December 2016	4,976	↑
Quarter ending March 2017	5,149	↑
Variance since March 2016	27.3%	↑



ACTIVITY



Month	Adjusted Scheduled Activity (UDA)	
	2016	2017
April	0	563
May	0	1,595
June	721	2,715
July	2,202	3,934
August	3,325	5,593
September	4,781	6,651
October	5,908	7,698
November	6,965	9,134
December	8,160	10,484
January	8,979	11,421
February	10,516	12,754
March	11,733	14,426
April	12,596	
May	12,613	
June	12,617	

QUALITY

	Quantity	Base Number	Contract	AT	Region	England
% of FP17s for the same patient ID Re-attending within 3 months - Children	155	1,654	9.4%	13.0%	13.3%	12.3%
% of FP17s for the same patient ID Re-attending within 3 months - Adults	863	5,968	14.5%	16.3%	17.3%	16.7%
% of FP17s for the same patient ID Re-attending between 3 & 9 months - Children	828	1,654	50.1%	54.5%	58.9%	57.6%
% of FP17s for the same patient ID Re-attending between 3 & 9 months - Adults	3,225	5,968	54.0%	50.2%	52.2%	50.1%
% of FP17s for Band 1 Urgent Courses	230	7,174	3.2%	8.8%	9.2%	9.1%
% of FP17s Relating to Free Repair or Replacements	55	7,174	0.8%	1.3%	1.0%	0.8%
% of FP17s Relating to Continuations	316	7,174	4.4%	1.7%	1.4%	1.2%
% of Patients satisfied with the dentistry they have received	25	25	100.0%	92.0%	93.1%	92.8%
% of Patients satisfied with the time they had to wait for an appointment	25	25	100.0%	88.8%	89.5%	88.7%

* This is based on patients treated on this contract for their most recent course of treatment. Figures in italics indicate the base number of FP17s or Patient Questionnaire responses are less than 100. N/A is shown where the base number of responses is less than 10 during the period. % is calculated as Quantity/Base number*100

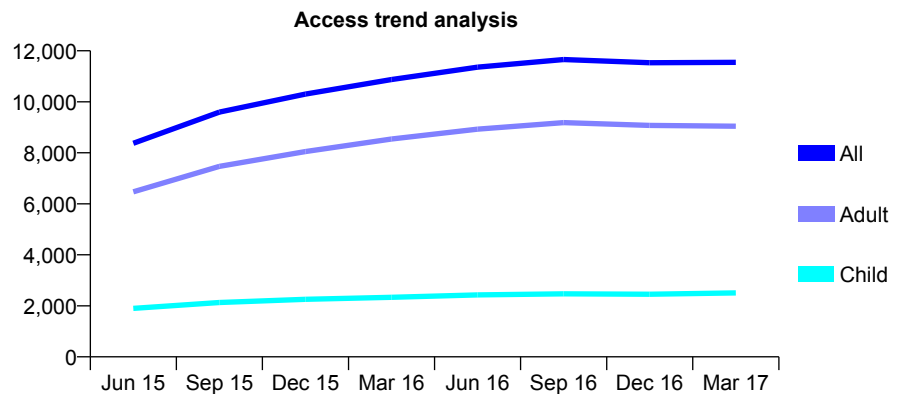
Q45 - Vital Signs At a Glance Contract Report for 144002/0001 - March 2017

Name or company name	Normanby Dental
Contract type name	GDS Contract
Purpose of contract	General
Contract start date	04/10/2014
Contract end date	

16/17 Contracted general activity (UDA)	38,100
Carry forward general activity (UDA)	334
16/17 Contracted orthodontic activity (UOA)	0
Carry forward orthodontic activity (UOA)	0
Baseline contract value	£1,114,353.02

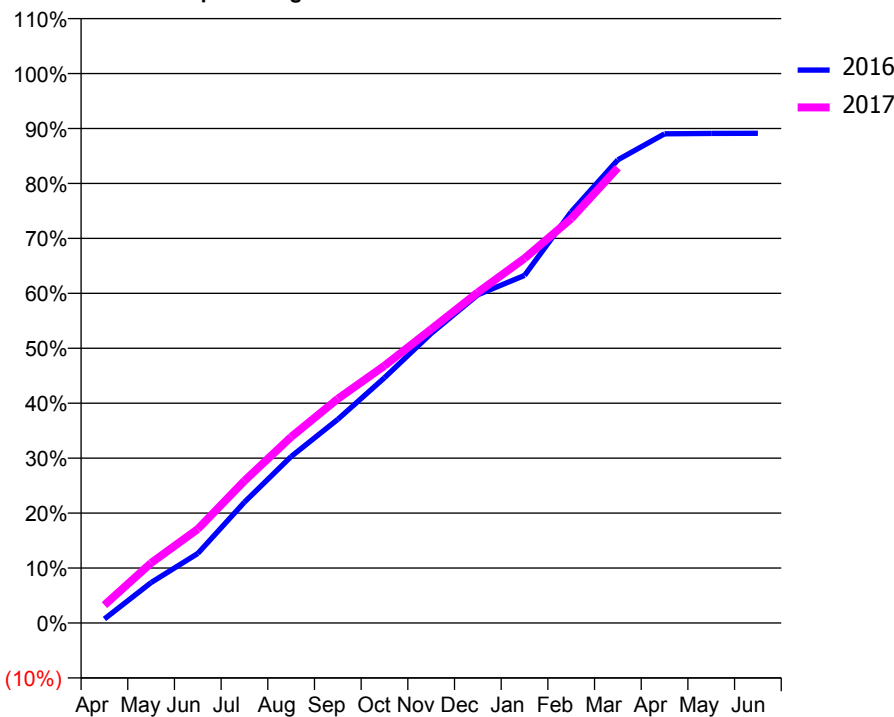
ACCESS*

Patients seen in 24 months	Total	Change since previous quarter
Quarter ending March 2016	10,873	
Quarter ending June 2016	11,359	↑
Quarter ending September 2016	11,658	↑
Quarter ending December 2016	11,531	↓
Quarter ending March 2017	11,550	→
Variance since March 2016	6.2%	↑



ACTIVITY

Cumulative percentage of contracted UDA delivered 2016 & 2017



Month	Adjusted Scheduled Activity (UDA)	
	2016	2017
April	284	1,240
May	2,811	4,169
June	4,824	6,512
July	8,377	9,860
August	11,544	12,898
September	14,124	15,547
October	17,003	17,840
November	20,077	20,369
December	22,761	22,929
January	24,096	25,284
February	28,513	28,038
March	32,112	31,572
April	33,922	
May	33,949	
June	33,956	

QUALITY

	Quantity	Base Number	Contract	AT	Region	England
% of FP17s for the same patient ID Re-attending within 3 months - Children	305	3,600	8.5%	13.0%	13.3%	12.3%
% of FP17s for the same patient ID Re-attending within 3 months - Adults	2,369	12,831	18.5%	16.3%	17.3%	16.7%
% of FP17s for the same patient ID Re-attending between 3 & 9 months - Children	1,801	3,600	50.0%	54.5%	58.9%	57.6%
% of FP17s for the same patient ID Re-attending between 3 & 9 months - Adults	6,346	12,831	49.5%	50.2%	52.2%	50.1%
% of FP17s for Band 1 Urgent Courses	1,290	15,570	8.3%	8.8%	9.2%	9.1%
% of FP17s Relating to Free Repair or Replacements	288	15,570	1.8%	1.3%	1.0%	0.8%
% of FP17s Relating to Continuations	198	15,570	1.3%	1.7%	1.4%	1.2%
% of Patients satisfied with the dentistry they have received	24	26	92.3%	92.0%	93.1%	92.8%
% of Patients satisfied with the time they had to wait for an appointment	23	26	88.5%	88.8%	89.5%	88.7%

* This is based on patients treated on this contract for their most recent course of treatment. Figures in italics indicate the base number of FP17s or Patient Questionnaire responses are less than 100. N/A is shown where the base number of responses is less than 10 during the period. % is calculated as Quantity/Base number*100

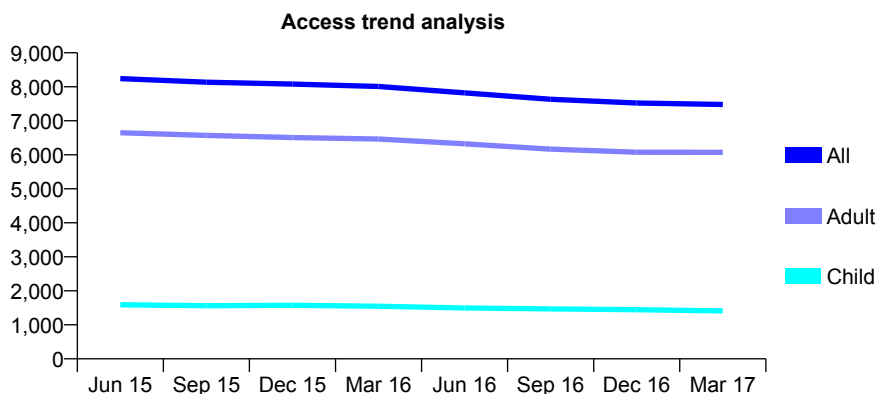
Q45 - Vital Signs At a Glance Contract Report for 148725/0001 - March 2017

Name or company name	The Castle Dental Practice Ltd.
Contract type name	GDS Contract
Purpose of contract	General
Contract start date	01/04/2009
Contract end date	

16/17 Contracted general activity (UDA)	24,521
Carry forward general activity (UDA)	0
16/17 Contracted orthodontic activity (UOA)	0
Carry forward orthodontic activity (UOA)	0
Baseline contract value	£710,337.04

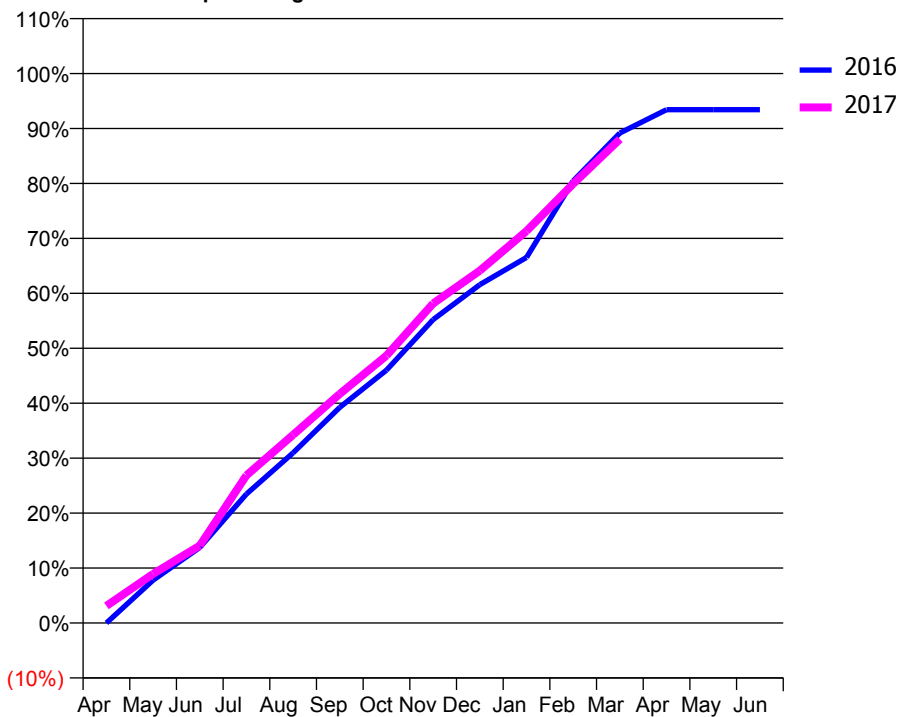
ACCESS*

Patients seen in 24 months	Total	Change since previous quarter
Quarter ending March 2016	8,009	
Quarter ending June 2016	7,820	↓
Quarter ending September 2016	7,634	↓
Quarter ending December 2016	7,522	↓
Quarter ending March 2017	7,482	→
Variance since March 2016	(6.6%)	↓



ACTIVITY

Cumulative percentage of contracted UDA delivered 2016 & 2017



Month	Adjusted Scheduled Activity (UDA)	
	2016	2017
April	0	764
May	1,913	2,193
June	3,371	3,453
July	5,758	6,590
August	7,593	8,400
September	9,624	10,223
October	11,284	11,934
November	13,542	14,259
December	15,098	15,723
January	16,311	17,493
February	19,727	19,598
March	21,865	21,592
April	22,905	
May	22,904	
June	22,904	

QUALITY

	Quantity	Base Number	Contract	AT	Region	England
% of FP17s for the same patient ID Re-attending within 3 months - Children	237	2,253	10.5%	13.0%	13.3%	12.3%
% of FP17s for the same patient ID Re-attending within 3 months - Adults	1,318	8,854	14.9%	16.3%	17.3%	16.7%
% of FP17s for the same patient ID Re-attending between 3 & 9 months - Children	1,406	2,253	62.4%	54.5%	58.9%	57.6%
% of FP17s for the same patient ID Re-attending between 3 & 9 months - Adults	5,105	8,854	57.7%	50.2%	52.2%	50.1%
% of FP17s for Band 1 Urgent Courses	524	10,643	4.9%	8.8%	9.2%	9.1%
% of FP17s Relating to Free Repair or Replacements	200	10,643	1.9%	1.3%	1.0%	0.8%
% of FP17s Relating to Continuations	331	10,643	3.1%	1.7%	1.4%	1.2%
% of Patients satisfied with the dentistry they have received	24	27	88.9%	92.0%	93.1%	92.8%
% of Patients satisfied with the time they had to wait for an appointment	23	27	85.2%	88.8%	89.5%	88.7%

* This is based on patients treated on this contract for their most recent course of treatment. Figures in italics indicate the base number of FP17s or Patient Questionnaire responses are less than 100. N/A is shown where the base number of responses is less than 10 during the period. % is calculated as Quantity/Base number*100

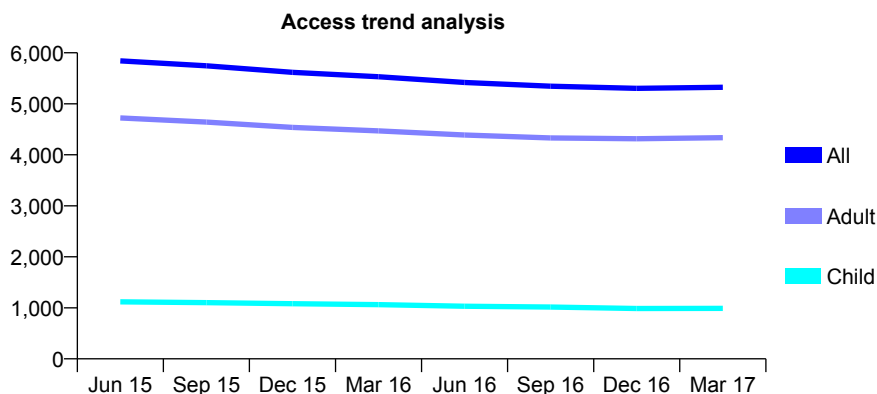
Q45 - Vital Signs At a Glance Contract Report for 155586/0001 - March 2017

Name or company name	Duke Street Dental Practice
Contract type name	GDS Contract
Purpose of contract	General
Contract start date	01/07/2013
Contract end date	

16/17 Contracted general activity (UDA)	18,637
Carry forward general activity (UDA)	0
16/17 Contracted orthodontic activity (UOA)	0
Carry forward orthodontic activity (UOA)	0
Baseline contract value	£507,441.88

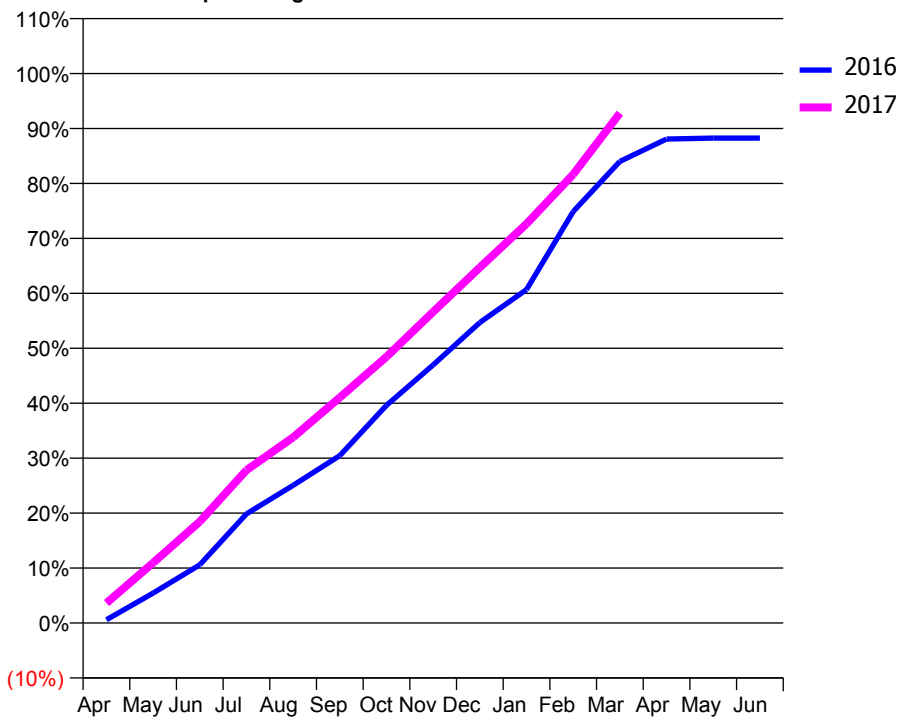
ACCESS*

Patients seen in 24 months	Total	Change since previous quarter
Quarter ending March 2016	5,532	
Quarter ending June 2016	5,419	↓
Quarter ending September 2016	5,346	↓
Quarter ending December 2016	5,304	→
Quarter ending March 2017	5,324	→
Variance since March 2016	(3.8%)	↓



ACTIVITY

Cumulative percentage of contracted UDA delivered 2016 & 2017



Month	Adjusted Scheduled Activity (UDA)	
	2016	2017
April	110	675
May	1,017	2,042
June	1,972	3,441
July	3,700	5,185
August	4,669	6,300
September	5,680	7,649
October	7,385	9,030
November	8,753	10,556
December	10,190	12,058
January	11,309	13,538
February	13,957	15,215
March	15,657	17,294
April	16,416	
May	16,448	
June	16,447	

QUALITY

	Quantity	Base Number	Contract	AT	Region	England
% of FP17s for the same patient ID Re-attending within 3 months - Children	81	1,583	5.1%	13.0%	13.3%	12.3%
% of FP17s for the same patient ID Re-attending within 3 months - Adults	1,428	7,559	18.9%	16.3%	17.3%	16.7%
% of FP17s for the same patient ID Re-attending between 3 & 9 months - Children	1,054	1,583	66.6%	54.5%	58.9%	57.6%
% of FP17s for the same patient ID Re-attending between 3 & 9 months - Adults	4,743	7,559	62.7%	50.2%	52.2%	50.1%
% of FP17s for Band 1 Urgent Courses	900	8,724	10.3%	8.8%	9.2%	9.1%
% of FP17s Relating to Free Repair or Replacements	124	8,724	1.4%	1.3%	1.0%	0.8%
% of FP17s Relating to Continuations	218	8,724	2.5%	1.7%	1.4%	1.2%
% of Patients satisfied with the dentistry they have received	22	23	95.7%	92.0%	93.1%	92.8%
% of Patients satisfied with the time they had to wait for an appointment	22	23	95.7%	88.8%	89.5%	88.7%

* This is based on patients treated on this contract for their most recent course of treatment. Figures in italics indicate the base number of FP17s or Patient Questionnaire responses are less than 100. N/A is shown where the base number of responses is less than 10 during the period. % is calculated as Quantity/Base number*100

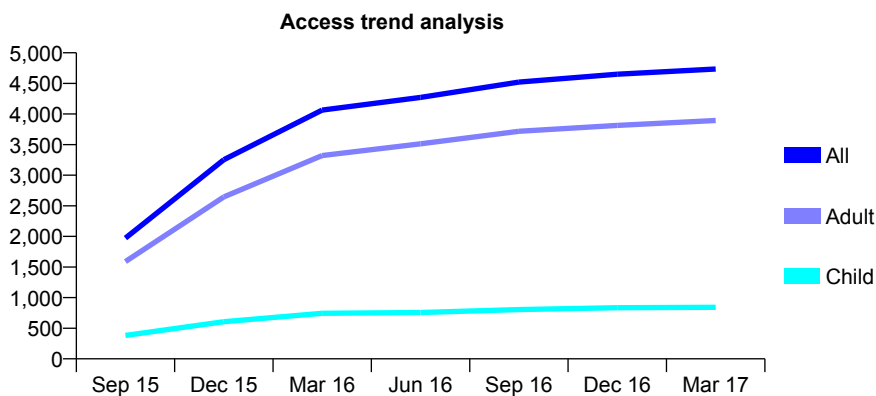
Q45 - Vital Signs At a Glance Contract Report for 157775/0001 - March 2017

Name or company name	Devanand Isukapatta and Steven Leigh
Contract type name	GDS Contract
Purpose of contract	General
Contract start date	22/05/2015
Contract end date	

16/17 Contracted general activity (UDA)	17,605
Carry forward general activity (UDA)	0
16/17 Contracted orthodontic activity (UOA)	0
Carry forward orthodontic activity (UOA)	0
Baseline contract value	£372,393.59

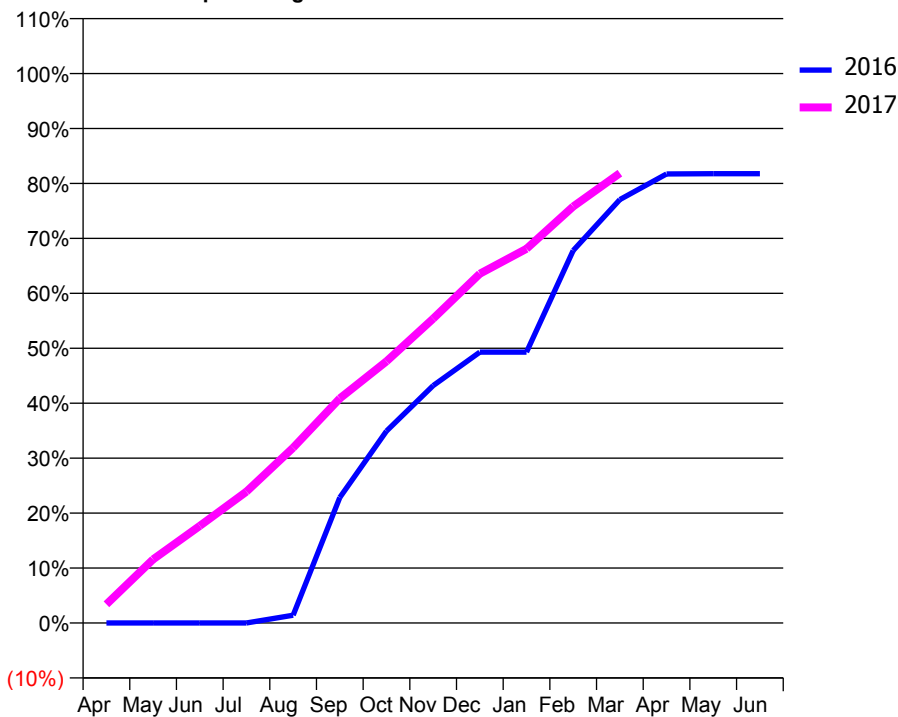
ACCESS*

Patients seen in 24 months	Total	Change since previous quarter
Quarter ending March 2016	4,064	
Quarter ending June 2016	4,271	↑
Quarter ending September 2016	4,522	↑
Quarter ending December 2016	4,650	↑
Quarter ending March 2017	4,736	→
Variance since March 2016	16.5%	↑



ACTIVITY

Cumulative percentage of contracted UDA delivered 2016 & 2017



Month	Adjusted Scheduled Activity (UDA)	
	2016	2017
April	0	599
May	0	2,042
June	0	3,110
July	0	4,210
August	201	5,614
September	3,232	7,195
October	4,941	8,385
November	6,112	9,752
December	6,972	11,193
January	6,972	11,991
February	9,588	13,343
March	10,898	14,413
April	11,557	
May	11,563	
June	11,563	

QUALITY

	Quantity	Base Number	Contract	AT	Region	England
% of FP17s for the same patient ID Re-attending within 3 months - Children	60	1,392	4.3%	13.0%	13.3%	12.3%
% of FP17s for the same patient ID Re-attending within 3 months - Adults	735	6,412	11.5%	16.3%	17.3%	16.7%
% of FP17s for the same patient ID Re-attending between 3 & 9 months - Children	1,015	1,392	72.9%	54.5%	58.9%	57.6%
% of FP17s for the same patient ID Re-attending between 3 & 9 months - Adults	4,485	6,412	69.9%	50.2%	52.2%	50.1%
% of FP17s for Band 1 Urgent Courses	363	7,484	4.9%	8.8%	9.2%	9.1%
% of FP17s Relating to Free Repair or Replacements	59	7,484	0.8%	1.3%	1.0%	0.8%
% of FP17s Relating to Continuations	99	7,484	1.3%	1.7%	1.4%	1.2%
% of Patients satisfied with the dentistry they have received	18	19	94.7%	92.0%	93.1%	92.8%
% of Patients satisfied with the time they had to wait for an appointment	18	19	94.7%	88.8%	89.5%	88.7%

* This is based on patients treated on this contract for their most recent course of treatment. Figures in italics indicate the base number of FP17s or Patient Questionnaire responses are less than 100. N/A is shown where the base number of responses is less than 10 during the period. % is calculated as Quantity/Base number*100

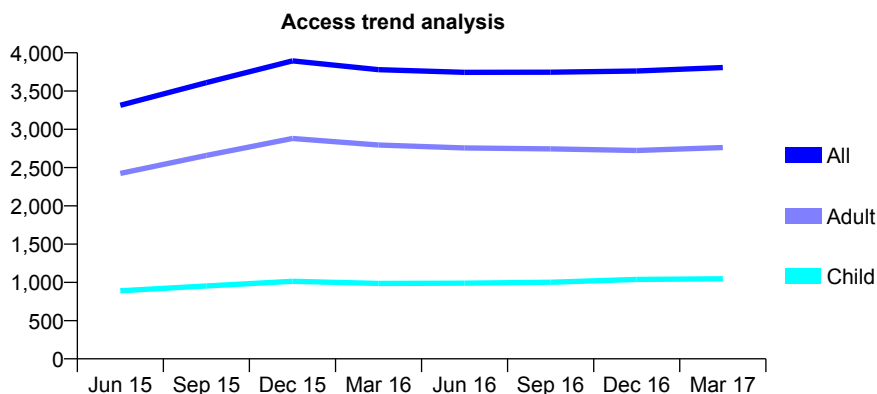
Q45 - Vital Signs At a Glance Contract Report for 158836/0001 - March 2017

Name or company name	The Grainger Stockton, Birtley and Stanley
Contract type name	GDS Contract
Purpose of contract	General
Contract start date	01/02/2014
Contract end date	

16/17 Contracted general activity (UDA)	12,000
Carry forward general activity (UDA)	24
16/17 Contracted orthodontic activity (UOA)	0
Carry forward orthodontic activity (UOA)	0
Baseline contract value	£283,137.46

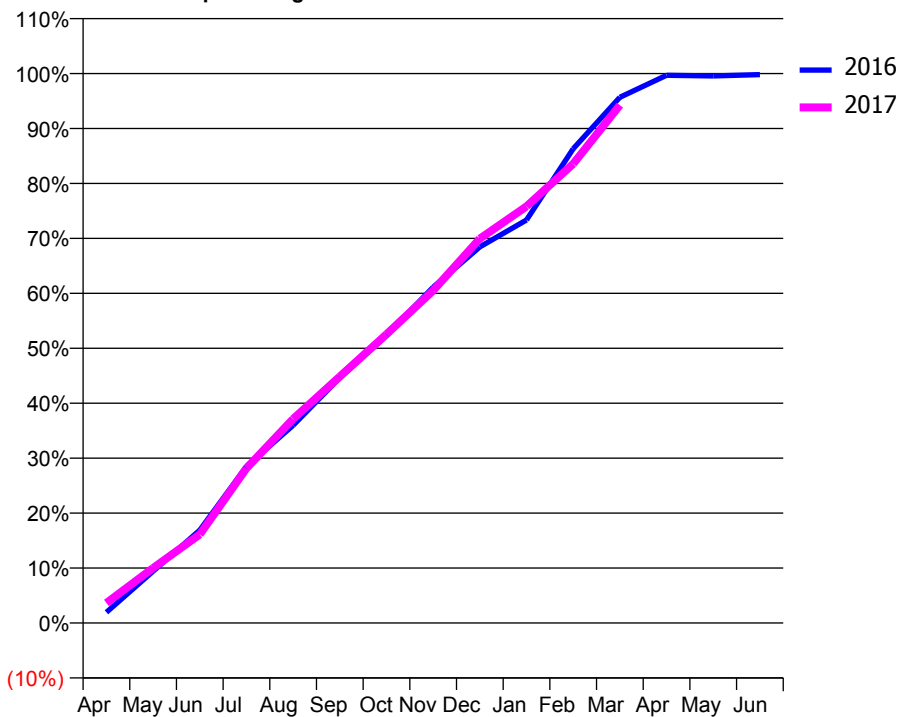
ACCESS*

Patients seen in 24 months	Total	Change since previous quarter
Quarter ending March 2016	3,780	
Quarter ending June 2016	3,745	→
Quarter ending September 2016	3,746	→
Quarter ending December 2016	3,762	→
Quarter ending March 2017	3,807	→
Variance since March 2016	0.7%	→



ACTIVITY

Cumulative percentage of contracted UDA delivered 2016 & 2017



Month	Adjusted Scheduled Activity (UDA)	
	2016	2017
April	233	438
May	1,130	1,202
June	2,029	1,936
July	3,421	3,380
August	4,318	4,457
September	5,357	5,382
October	6,283	6,306
November	7,334	7,261
December	8,212	8,394
January	8,801	9,099
February	10,355	10,027
March	11,481	11,309
April	11,960	
May	11,948	
June	11,976	

QUALITY

	Quantity	Base Number	Contract	AT	Region	England
% of FP17s for the same patient ID Re-attending within 3 months - Children	80	1,225	6.5%	13.0%	13.3%	12.3%
% of FP17s for the same patient ID Re-attending within 3 months - Adults	383	2,904	13.2%	16.3%	17.3%	16.7%
% of FP17s for the same patient ID Re-attending between 3 & 9 months - Children	474	1,225	38.7%	54.5%	58.9%	57.6%
% of FP17s for the same patient ID Re-attending between 3 & 9 months - Adults	1,045	2,904	36.0%	50.2%	52.2%	50.1%
% of FP17s for Band 1 Urgent Courses	334	3,981	8.4%	8.8%	9.2%	9.1%
% of FP17s Relating to Free Repair or Replacements	24	3,981	0.6%	1.3%	1.0%	0.8%
% of FP17s Relating to Continuations	46	3,981	1.2%	1.7%	1.4%	1.2%
% of Patients satisfied with the dentistry they have received	11	11	100.0%	92.0%	93.1%	92.8%
% of Patients satisfied with the time they had to wait for an appointment	9	11	81.8%	88.8%	89.5%	88.7%

* This is based on patients treated on this contract for their most recent course of treatment. Figures in italics indicate the base number of FP17s or Patient Questionnaire responses are less than 100. N/A is shown where the base number of responses is less than 10 during the period. % is calculated as Quantity/Base number*100

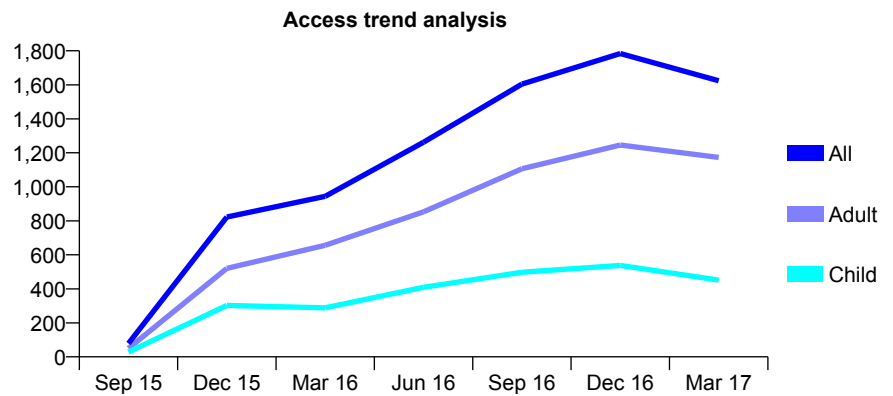
Q45 - Vital Signs At a Glance Contract Report for 160474/0001 - March 2017

Name or company name	Ormesby Dental Practice Partnership
Contract type name	GDS Contract
Purpose of contract	General
Contract start date	01/09/2015
Contract end date	

16/17 Contracted general activity (UDA)	6,367
Carry forward general activity (UDA)	173
16/17 Contracted orthodontic activity (UOA)	0
Carry forward orthodontic activity (UOA)	0
Baseline contract value	£150,490.41

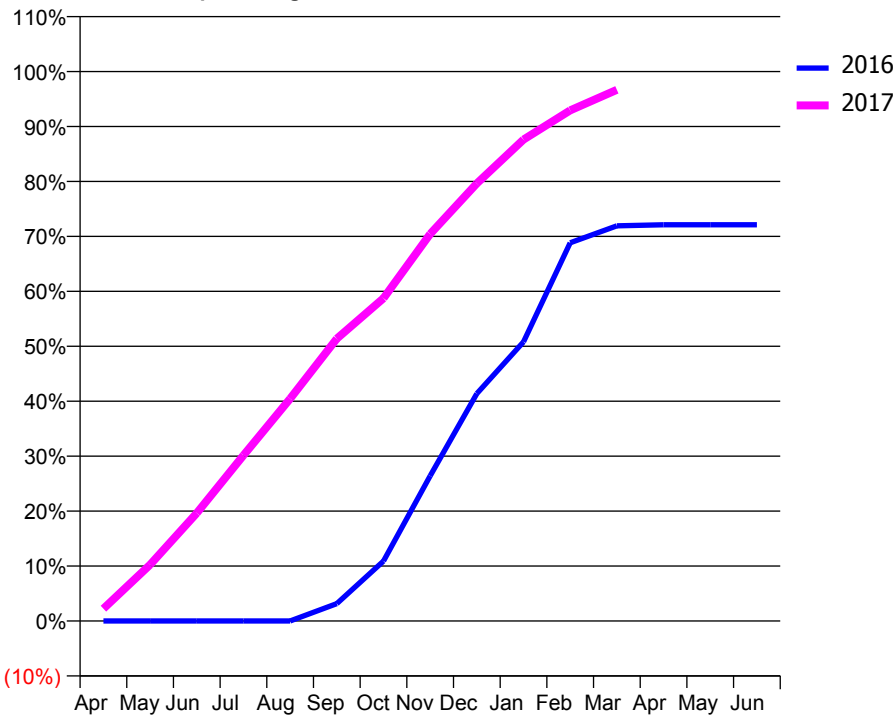
ACCESS*

Patients seen in 24 months	Total	Change since previous quarter
Quarter ending March 2016	944	
Quarter ending June 2016	1,262	↑
Quarter ending September 2016	1,604	↑
Quarter ending December 2016	1,784	↑
Quarter ending March 2017	1,624	↓
Variance since March 2016	72.0%	↑



ACTIVITY

Cumulative percentage of contracted UDA delivered 2016 & 2017



Month	Adjusted Scheduled Activity (UDA)	
	2016	2017
April	0	143
May	0	653
June	0	1,251
July	0	1,920
August	0	2,576
September	117	3,272
October	404	3,739
November	979	4,485
December	1,533	5,070
January	1,882	5,579
February	2,550	5,917
March	2,665	6,154
April	2,672	
May	2,672	
June	2,672	

QUALITY

	Quantity	Base Number	Contract	AT	Region	England
% of FP17s for the same patient ID Re-attending within 3 months - Children	70	968	7.2%	13.0%	13.3%	12.3%
% of FP17s for the same patient ID Re-attending within 3 months - Adults	236	1,978	11.9%	16.3%	17.3%	16.7%
% of FP17s for the same patient ID Re-attending between 3 & 9 months - Children	483	968	49.9%	54.5%	58.9%	57.6%
% of FP17s for the same patient ID Re-attending between 3 & 9 months - Adults	816	1,978	41.3%	50.2%	52.2%	50.1%
% of FP17s for Band 1 Urgent Courses	346	2,941	11.8%	8.8%	9.2%	9.1%
% of FP17s Relating to Free Repair or Replacements	18	2,941	0.6%	1.3%	1.0%	0.8%
% of FP17s Relating to Continuations	35	2,941	1.2%	1.7%	1.4%	1.2%
% of Patients satisfied with the dentistry they have received	4	5	N/A	92.0%	93.1%	92.8%
% of Patients satisfied with the time they had to wait for an appointment	5	5	N/A	88.8%	89.5%	88.7%

* This is based on patients treated on this contract for their most recent course of treatment. Figures in italics indicate the base number of FP17s or Patient Questionnaire responses are less than 100. N/A is shown where the base number of responses is less than 10 during the period. % is calculated as Quantity/Base number*100

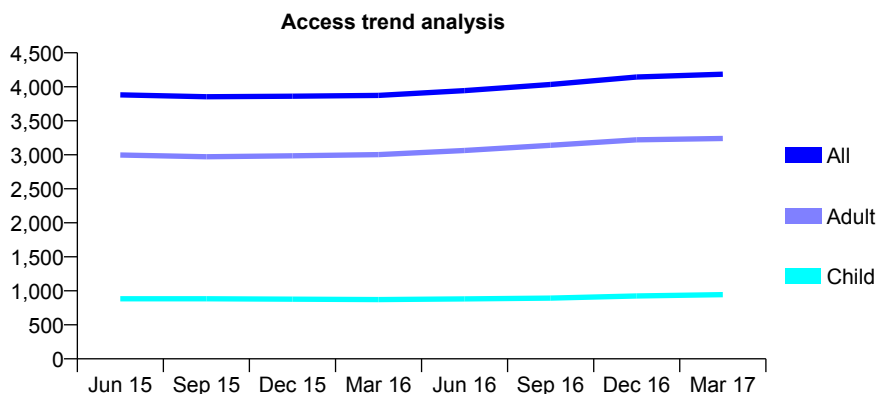
Q45 - Vital Signs At a Glance Contract Report for 166685/0001 - March 2017

Name or company name	Castle Dene Dental Surgery
Contract type name	GDS Contract
Purpose of contract	General
Contract start date	01/04/2009
Contract end date	

16/17 Contracted general activity (UDA)	14,400
Carry forward general activity (UDA)	0
16/17 Contracted orthodontic activity (UOA)	0
Carry forward orthodontic activity (UOA)	0
Baseline contract value	£397,800.87

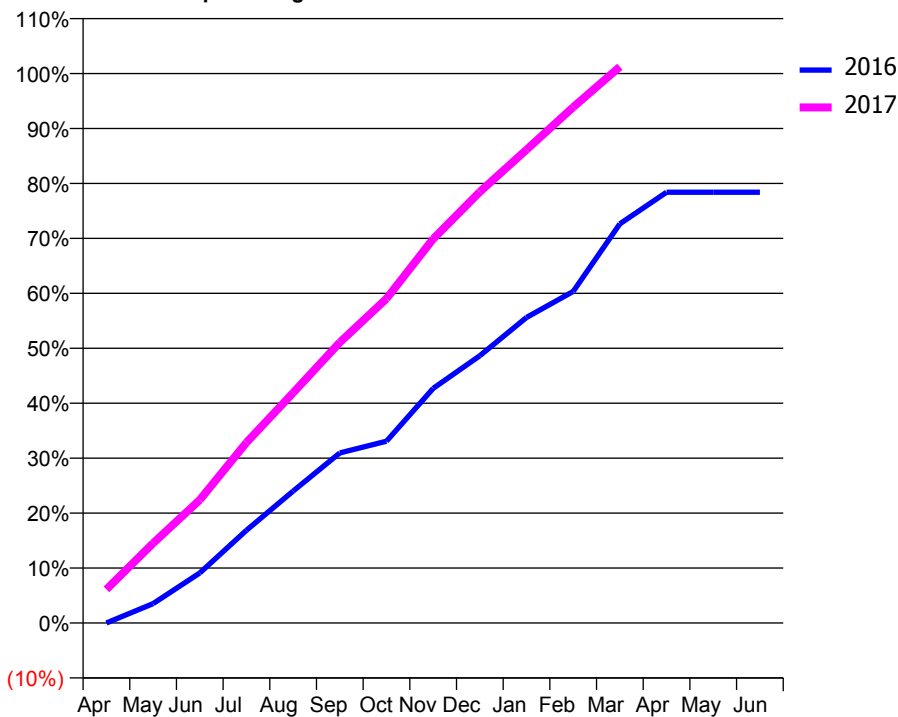
ACCESS*

Patients seen in 24 months	Total	Change since previous quarter
Quarter ending March 2016	3,874	
Quarter ending June 2016	3,945	→
Quarter ending September 2016	4,035	↑
Quarter ending December 2016	4,145	↑
Quarter ending March 2017	4,186	→
Variance since March 2016	8.1%	↑



ACTIVITY

Cumulative percentage of contracted UDA delivered 2016 & 2017



Month	Adjusted Scheduled Activity (UDA)	
	2016	2017
April	0	882
May	509	2,093
June	1,314	3,227
July	2,429	4,731
August	3,459	6,035
September	4,456	7,354
October	4,763	8,501
November	6,148	10,064
December	7,004	11,300
January	8,008	12,404
February	8,690	13,517
March	10,462	14,577
April	11,288	
May	11,290	
June	11,290	

QUALITY

	Quantity	Base Number	Contract	AT	Region	England
% of FP17s for the same patient ID Re-attending within 3 months - Children	104	1,301	8.0%	13.0%	13.3%	12.3%
% of FP17s for the same patient ID Re-attending within 3 months - Adults	875	4,407	19.9%	16.3%	17.3%	16.7%
% of FP17s for the same patient ID Re-attending between 3 & 9 months - Children	570	1,301	43.8%	54.5%	58.9%	57.6%
% of FP17s for the same patient ID Re-attending between 3 & 9 months - Adults	1,798	4,407	40.8%	50.2%	52.2%	50.1%
% of FP17s for Band 1 Urgent Courses	696	5,405	12.9%	8.8%	9.2%	9.1%
% of FP17s Relating to Free Repair or Replacements	50	5,405	0.9%	1.3%	1.0%	0.8%
% of FP17s Relating to Continuations	78	5,405	1.4%	1.7%	1.4%	1.2%
% of Patients satisfied with the dentistry they have received	13	13	100.0%	92.0%	93.1%	92.8%
% of Patients satisfied with the time they had to wait for an appointment	13	13	100.0%	88.8%	89.5%	88.7%

* This is based on patients treated on this contract for their most recent course of treatment. Figures in italics indicate the base number of FP17s or Patient Questionnaire responses are less than 100. N/A is shown where the base number of responses is less than 10 during the period. % is calculated as Quantity/Base number*100

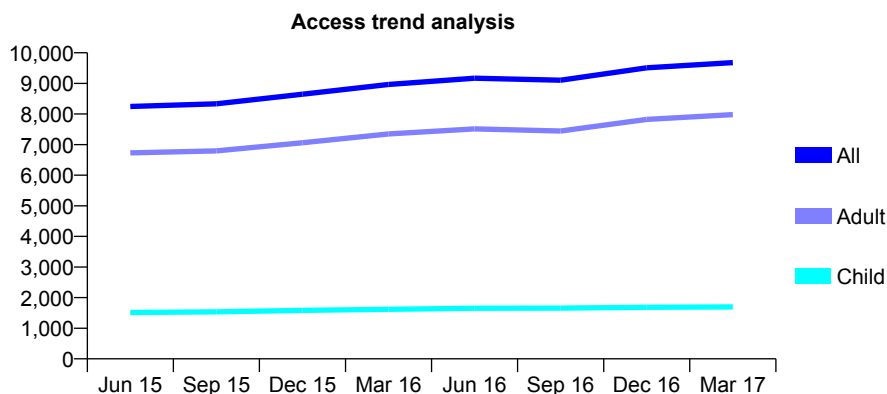
Q45 - Vital Signs At a Glance Contract Report for 170526/0001 - March 2017

Name or company name	Framwellgate Dental Surgery Limited
Contract type name	GDS Contract
Purpose of contract	General
Contract start date	01/04/2012
Contract end date	

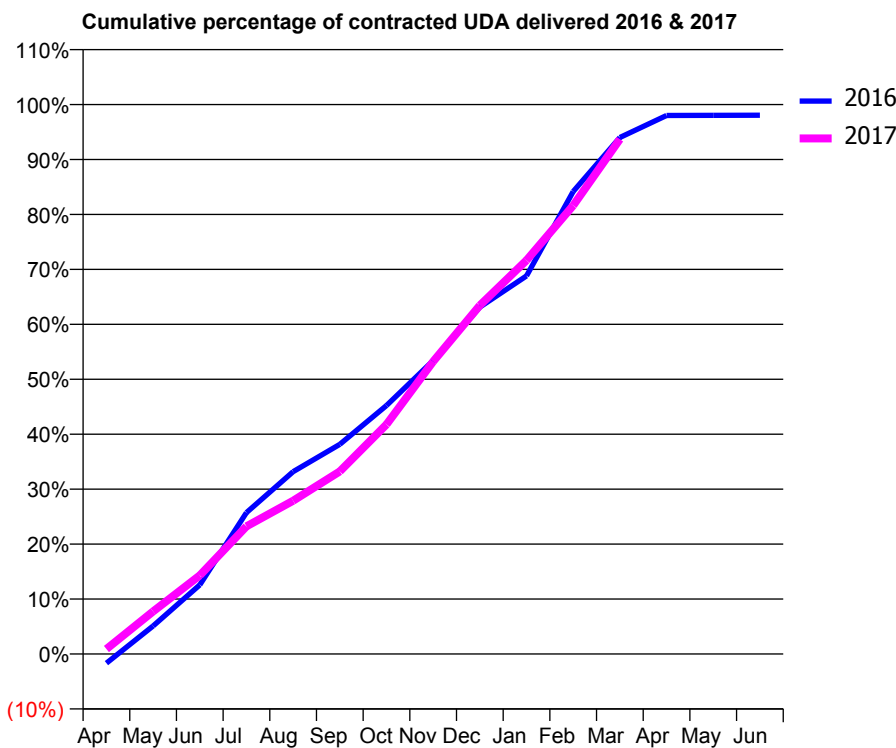
16/17 Contracted general activity (UDA)	21,656
Carry forward general activity (UDA)	420
16/17 Contracted orthodontic activity (UOA)	0
Carry forward orthodontic activity (UOA)	0
Baseline contract value	£532,683.45

ACCESS*

Patients seen in 24 months	Total	Change since previous quarter
Quarter ending March 2016	8,964	
Quarter ending June 2016	9,169	↑
Quarter ending September 2016	9,104	→
Quarter ending December 2016	9,508	↑
Quarter ending March 2017	9,679	→
Variance since March 2016	8.0%	↑



ACTIVITY



Month	Adjusted Scheduled Activity (UDA)	
	2016	2017
April	-365	196
May	1,105	1,678
June	2,726	3,096
July	5,574	5,034
August	7,187	6,043
September	8,262	7,198
October	9,792	9,045
November	11,566	11,527
December	13,671	13,741
January	14,903	15,514
February	18,229	17,678
March	20,357	20,286
April	21,223	
May	21,229	
June	21,236	

QUALITY

	Quantity	Base Number	Contract	AT	Region	England
% of FP17s for the same patient ID Re-attending within 3 months - Children	174	2,230	7.8%	13.0%	13.3%	12.3%
% of FP17s for the same patient ID Re-attending within 3 months - Adults	1,120	8,680	12.9%	16.3%	17.3%	16.7%
% of FP17s for the same patient ID Re-attending between 3 & 9 months - Children	1,035	2,230	46.4%	54.5%	58.9%	57.6%
% of FP17s for the same patient ID Re-attending between 3 & 9 months - Adults	2,716	8,680	31.3%	50.2%	52.2%	50.1%
% of FP17s for Band 1 Urgent Courses	1,058	9,441	11.2%	8.8%	9.2%	9.1%
% of FP17s Relating to Free Repair or Replacements	53	9,441	0.6%	1.3%	1.0%	0.8%
% of FP17s Relating to Continuations	82	9,441	0.9%	1.7%	1.4%	1.2%
% of Patients satisfied with the dentistry they have received	24	28	85.7%	92.0%	93.1%	92.8%
% of Patients satisfied with the time they had to wait for an appointment	24	28	85.7%	88.8%	89.5%	88.7%

* This is based on patients treated on this contract for their most recent course of treatment. Figures in italics indicate the base number of FP17s or Patient Questionnaire responses are less than 100. N/A is shown where the base number of responses is less than 10 during the period. % is calculated as Quantity/Base number*100

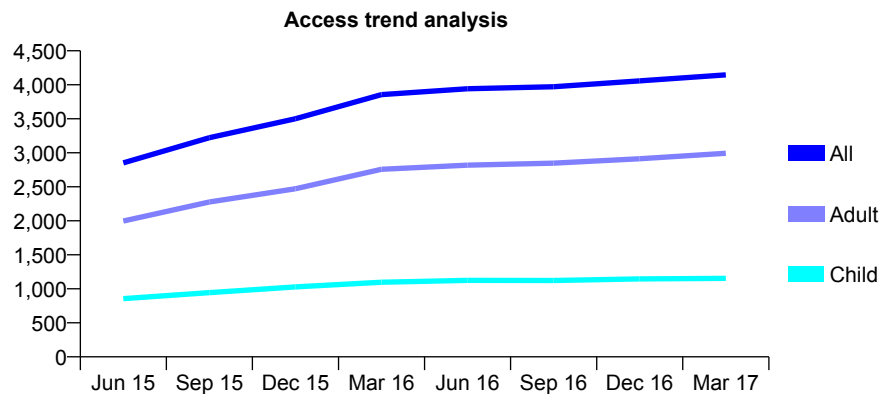
Q45 - Vital Signs At a Glance Contract Report for 171565/0001 - March 2017

Name or company name	Hardwick Dental Practice
Contract type name	GDS Contract
Purpose of contract	General and Orthodontic
Contract start date	01/05/2014
Contract end date	

16/17 Contracted general activity (UDA)	13,766
Carry forward general activity (UDA)	82
16/17 Contracted orthodontic activity (UOA)	0
Carry forward orthodontic activity (UOA)	0
Baseline contract value	£353,417.04

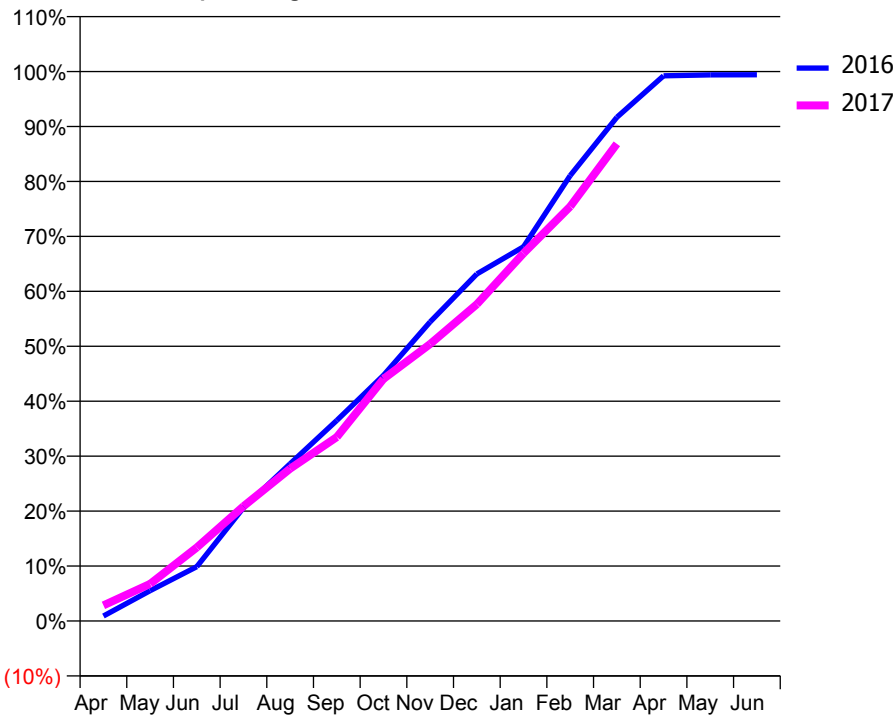
ACCESS*

Patients seen in 24 months	Total	Change since previous quarter
Quarter ending March 2016	3,856	
Quarter ending June 2016	3,943	↑
Quarter ending September 2016	3,971	→
Quarter ending December 2016	4,058	↑
Quarter ending March 2017	4,147	↑
Variance since March 2016	7.5%	↑



ACTIVITY

Cumulative percentage of contracted UDA delivered 2016 & 2017



Month	Adjusted Scheduled Activity (UDA)	
	2016	2017
April	126	392
May	759	932
June	1,360	1,842
July	2,838	2,874
August	3,942	3,817
September	5,024	4,608
October	6,156	6,065
November	7,496	6,939
December	8,695	7,936
January	9,374	9,210
February	11,159	10,384
March	12,619	11,955
April	13,657	
May	13,683	
June	13,684	

QUALITY

	Quantity	Base Number	Contract	AT	Region	England
% of FP17s for the same patient ID Re-attending within 3 months - Children	123	1,425	8.6%	13.0%	13.3%	12.3%
% of FP17s for the same patient ID Re-attending within 3 months - Adults	655	3,587	18.3%	16.3%	17.3%	16.7%
% of FP17s for the same patient ID Re-attending between 3 & 9 months - Children	597	1,425	41.9%	54.5%	58.9%	57.6%
% of FP17s for the same patient ID Re-attending between 3 & 9 months - Adults	1,308	3,587	36.5%	50.2%	52.2%	50.1%
% of FP17s for Band 1 Urgent Courses	769	4,740	16.2%	8.8%	9.2%	9.1%
% of FP17s Relating to Free Repair or Replacements	55	4,740	1.2%	1.3%	1.0%	0.8%
% of FP17s Relating to Continuations	56	4,740	1.2%	1.7%	1.4%	1.2%
% of Patients satisfied with the dentistry they have received	12	13	92.3%	92.0%	93.1%	92.8%
% of Patients satisfied with the time they had to wait for an appointment	12	13	92.3%	88.8%	89.5%	88.7%

* This is based on patients treated on this contract for their most recent course of treatment. Figures in italics indicate the base number of FP17s or Patient Questionnaire responses are less than 100. N/A is shown where the base number of responses is less than 10 during the period. % is calculated as Quantity/Base number*100

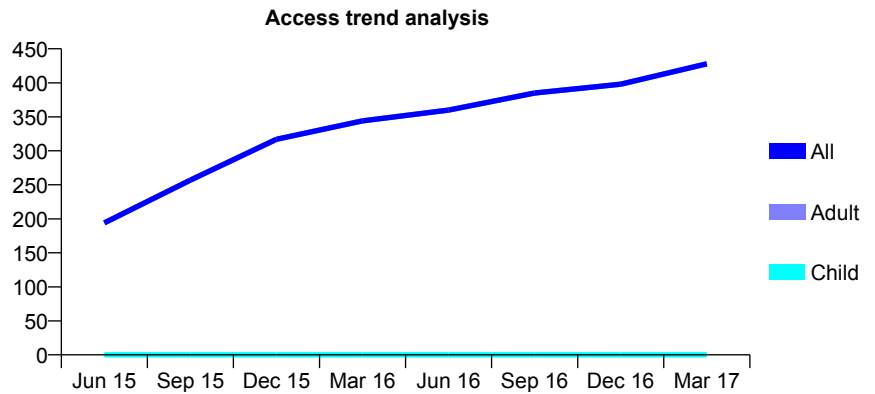
Q45 - Vital Signs At a Glance Contract Report for 171565/0002 - March 2017

Name or company name	Hardwick Dental Practice
Contract type name	PDS Contract
Purpose of contract	General
Contract start date	01/05/2014
Contract end date	31/03/2017

16/17 Contracted general activity (UDA)	1,464
Carry forward general activity (UDA)	0
16/17 Contracted orthodontic activity (UOA)	0
Carry forward orthodontic activity (UOA)	0
Baseline contract value	£45,640.29

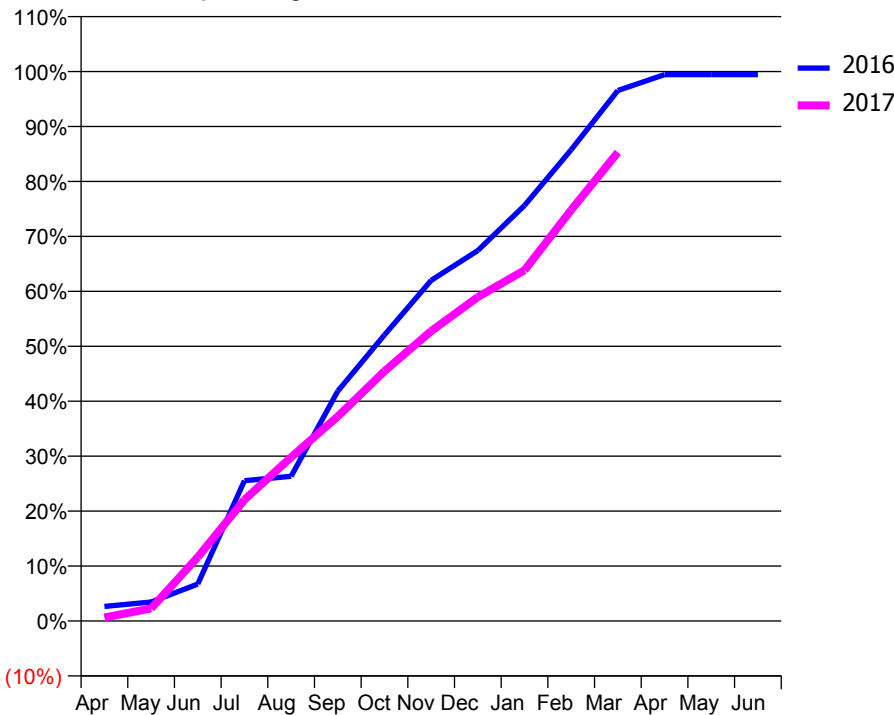
ACCESS*

Patients seen in 24 months	Total	Change since previous quarter
Quarter ending March 2016	344	
Quarter ending June 2016	360	↑
Quarter ending September 2016	385	↑
Quarter ending December 2016	398	↑
Quarter ending March 2017	428	↑
Variance since March 2016	24.4%	↑



ACTIVITY

Cumulative percentage of contracted UDA delivered 2016 & 2017



Month	Adjusted Scheduled Activity (UDA)	
	2016	2017
April	39	9
May	51	33
June	99	170
July	374	323
August	386	437
September	613	545
October	762	666
November	908	773
December	987	863
January	1,107	935
February	1,256	1,095
March	1,414	1,249
April	1,456	
May	1,456	
June	1,456	

QUALITY

	Quantity	Base Number	Contract	AT	Region	England
% of FP17s for the same patient ID Re-attending within 3 months - Children	0	0	N/A	13.0%	13.3%	12.3%
% of FP17s for the same patient ID Re-attending within 3 months - Adults	70	380	18.4%	16.3%	17.3%	16.7%
% of FP17s for the same patient ID Re-attending between 3 & 9 months - Children	0	0	N/A	54.5%	58.9%	57.6%
% of FP17s for the same patient ID Re-attending between 3 & 9 months - Adults	64	380	16.8%	50.2%	52.2%	50.1%
% of FP17s for Band 1 Urgent Courses	48	373	12.9%	8.8%	9.2%	9.1%
% of FP17s Relating to Free Repair or Replacements	2	373	0.5%	1.3%	1.0%	0.8%
% of FP17s Relating to Continuations	0	373	0.0%	1.7%	1.4%	1.2%
% of Patients satisfied with the dentistry they have received	0	0	N/A	92.0%	93.1%	92.8%
% of Patients satisfied with the time they had to wait for an appointment	0	0	N/A	88.8%	89.5%	88.7%

* This is based on patients treated on this contract for their most recent course of treatment. Figures in italics indicate the base number of FP17s or Patient Questionnaire responses are less than 100. N/A is shown where the base number of responses is less than 10 during the period. % is calculated as Quantity/Base number*100

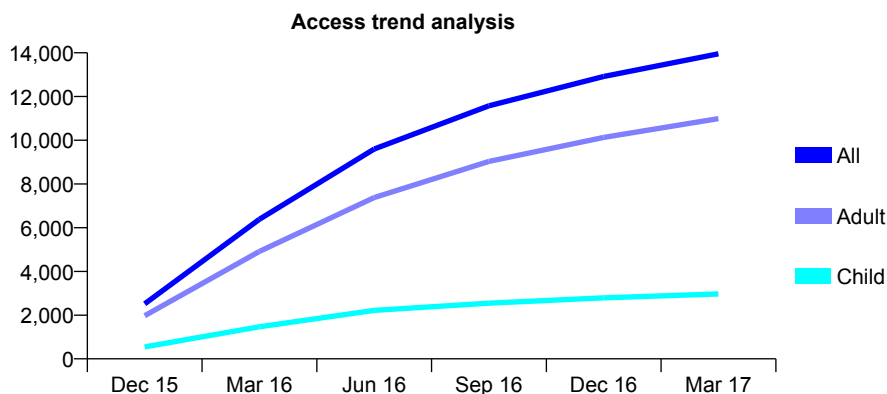
Q45 - Vital Signs At a Glance Contract Report for 172596/0001 - March 2017

Name or company name	Front Street Dental Practice Partnership
Contract type name	GDS Contract
Purpose of contract	General
Contract start date	01/11/2015
Contract end date	

16/17 Contracted general activity (UDA)	50,056
Carry forward general activity (UDA)	1,541
16/17 Contracted orthodontic activity (UOA)	0
Carry forward orthodontic activity (UOA)	0
Baseline contract value	£1,541,953.55

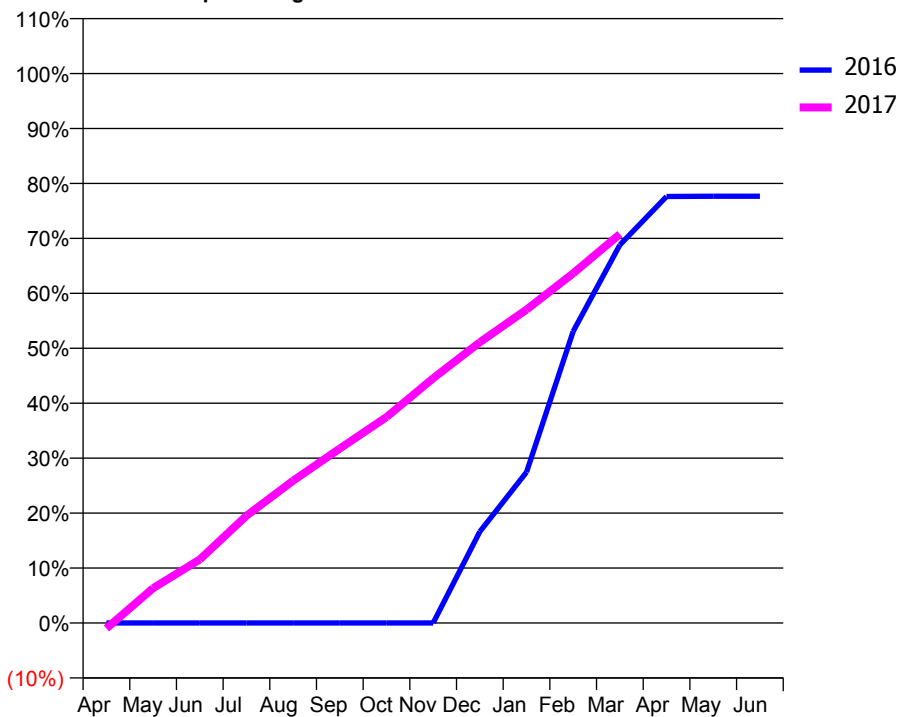
ACCESS*

Patients seen in 24 months	Total	Change since previous quarter
Quarter ending March 2016	6,385	
Quarter ending June 2016	9,598	↑
Quarter ending September 2016	11,576	↑
Quarter ending December 2016	12,920	↑
Quarter ending March 2017	13,955	↑
Variance since March 2016	118.6%	↑



ACTIVITY

Cumulative percentage of contracted UDA delivered 2016 & 2017



Month	Adjusted Scheduled Activity (UDA)	
	2016	2017
April	0	-503
May	0	3,176
June	0	5,782
July	0	9,776
August	0	12,969
September	0	15,893
October	0	18,755
November	0	22,296
December	3,460	25,580
January	5,710	28,547
February	11,034	31,861
March	14,304	35,432
April	16,137	
May	16,145	
June	16,147	

QUALITY

	Quantity	Base Number	Contract	AT	Region	England
% of FP17s for the same patient ID Re-attending within 3 months - Children	300	3,805	7.9%	13.0%	13.3%	12.3%
% of FP17s for the same patient ID Re-attending within 3 months - Adults	2,542	15,182	16.7%	16.3%	17.3%	16.7%
% of FP17s for the same patient ID Re-attending between 3 & 9 months - Children	1,243	3,805	32.7%	54.5%	58.9%	57.6%
% of FP17s for the same patient ID Re-attending between 3 & 9 months - Adults	4,974	15,182	32.8%	50.2%	52.2%	50.1%
% of FP17s for Band 1 Urgent Courses	2,556	16,817	15.2%	8.8%	9.2%	9.1%
% of FP17s Relating to Free Repair or Replacements	310	16,817	1.8%	1.3%	1.0%	0.8%
% of FP17s Relating to Continuations	270	16,817	1.6%	1.7%	1.4%	1.2%
% of Patients satisfied with the dentistry they have received	36	40	90.0%	92.0%	93.1%	92.8%
% of Patients satisfied with the time they had to wait for an appointment	34	40	85.0%	88.8%	89.5%	88.7%

* This is based on patients treated on this contract for their most recent course of treatment. Figures in italics indicate the base number of FP17s or Patient Questionnaire responses are less than 100. N/A is shown where the base number of responses is less than 10 during the period. % is calculated as Quantity/Base number*100

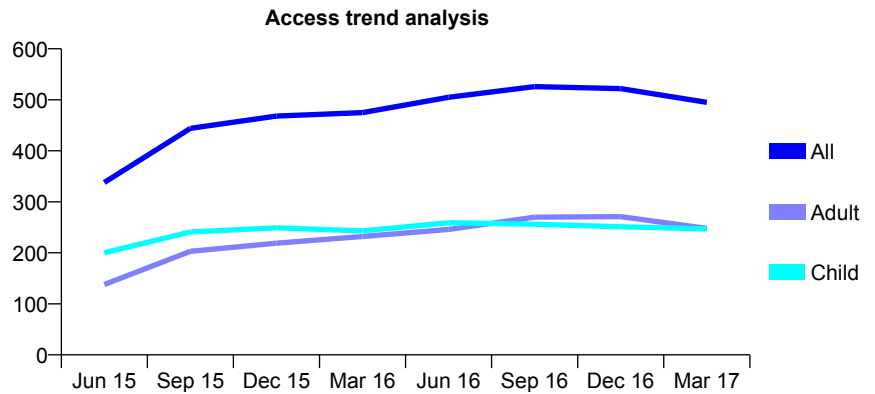
Q45 - Vital Signs At a Glance Contract Report for 174858/0001 - March 2017

Name or company name	Yarm Road Dental Practice
Contract type name	GDS Contract
Purpose of contract	General
Contract start date	01/01/2015
Contract end date	

16/17 Contracted general activity (UDA)	1,300
Carry forward general activity (UDA)	0
16/17 Contracted orthodontic activity (UOA)	0
Carry forward orthodontic activity (UOA)	0
Baseline contract value	£23,302.51

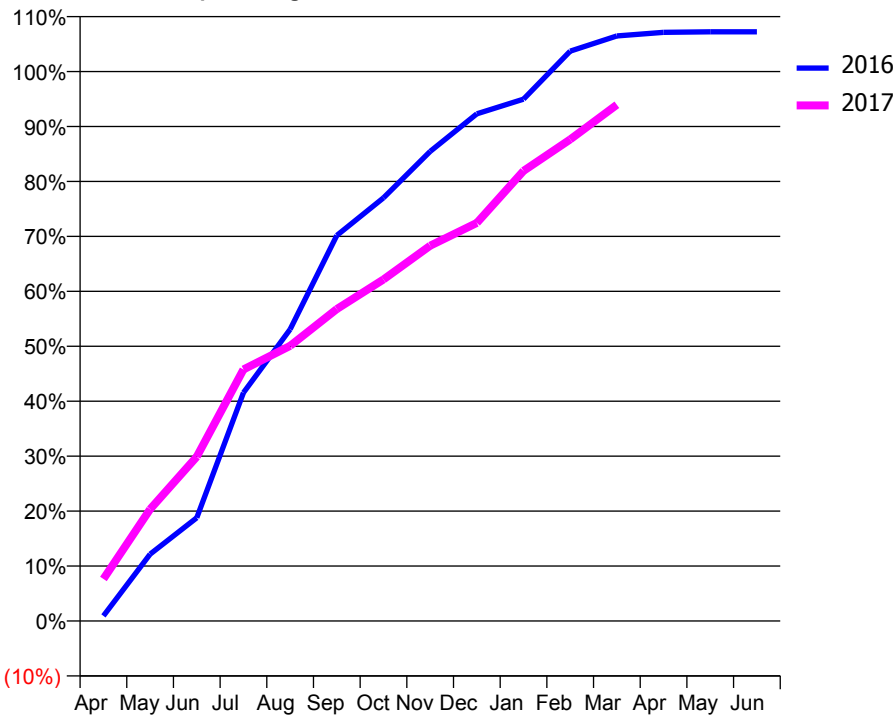
ACCESS*

Patients seen in 24 months	Total	Change since previous quarter
Quarter ending March 2016	475	
Quarter ending June 2016	505	↑
Quarter ending September 2016	526	↑
Quarter ending December 2016	522	→
Quarter ending March 2017	495	↓
Variance since March 2016	4.2%	↑



ACTIVITY

Cumulative percentage of contracted UDA delivered 2016 & 2017



Month	Adjusted Scheduled Activity (UDA)	
	2016	2017
April	12	99
May	158	264
June	244	389
July	540	595
August	690	651
September	912	738
October	1,001	808
November	1,111	888
December	1,200	942
January	1,235	1,065
February	1,348	1,139
March	1,384	1,221
April	1,393	
May	1,394	
June	1,394	

QUALITY

	Quantity	Base Number	Contract	AT	Region	England
% of FP17s for the same patient ID Re-attending within 3 months - Children	30	422	7.1%	13.0%	13.3%	12.3%
% of FP17s for the same patient ID Re-attending within 3 months - Adults	34	276	12.3%	16.3%	17.3%	16.7%
% of FP17s for the same patient ID Re-attending between 3 & 9 months - Children	270	422	64.0%	54.5%	58.9%	57.6%
% of FP17s for the same patient ID Re-attending between 3 & 9 months - Adults	145	276	52.5%	50.2%	52.2%	50.1%
% of FP17s for Band 1 Urgent Courses	51	681	7.5%	8.8%	9.2%	9.1%
% of FP17s Relating to Free Repair or Replacements	0	681	0.0%	1.3%	1.0%	0.8%
% of FP17s Relating to Continuations	0	681	0.0%	1.7%	1.4%	1.2%
% of Patients satisfied with the dentistry they have received	1	1	N/A	92.0%	93.1%	92.8%
% of Patients satisfied with the time they had to wait for an appointment	1	1	N/A	88.8%	89.5%	88.7%

* This is based on patients treated on this contract for their most recent course of treatment. Figures in italics indicate the base number of FP17s or Patient Questionnaire responses are less than 100. N/A is shown where the base number of responses is less than 10 during the period. % is calculated as Quantity/Base number*100

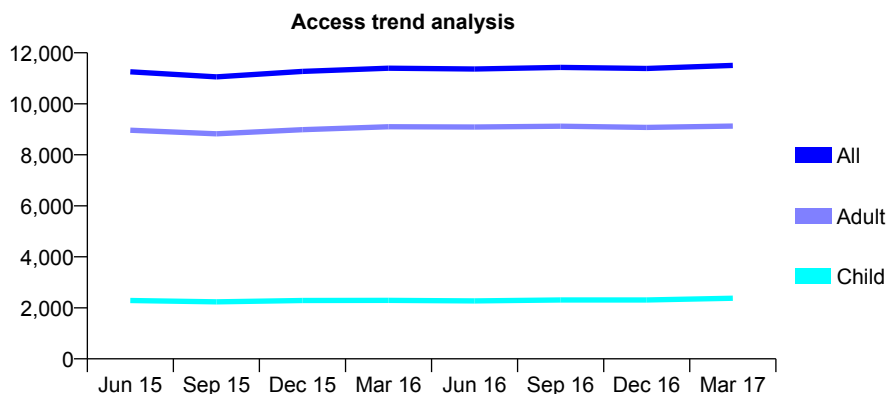
Q45 - Vital Signs At a Glance Contract Report for 176486/0001 - March 2017

Name or company name	Ridgway Dental Ltd.
Contract type name	GDS Contract
Purpose of contract	General
Contract start date	01/04/2009
Contract end date	

16/17 Contracted general activity (UDA)	35,659
Carry forward general activity (UDA)	0
16/17 Contracted orthodontic activity (UOA)	0
Carry forward orthodontic activity (UOA)	0
Baseline contract value	£907,437.06

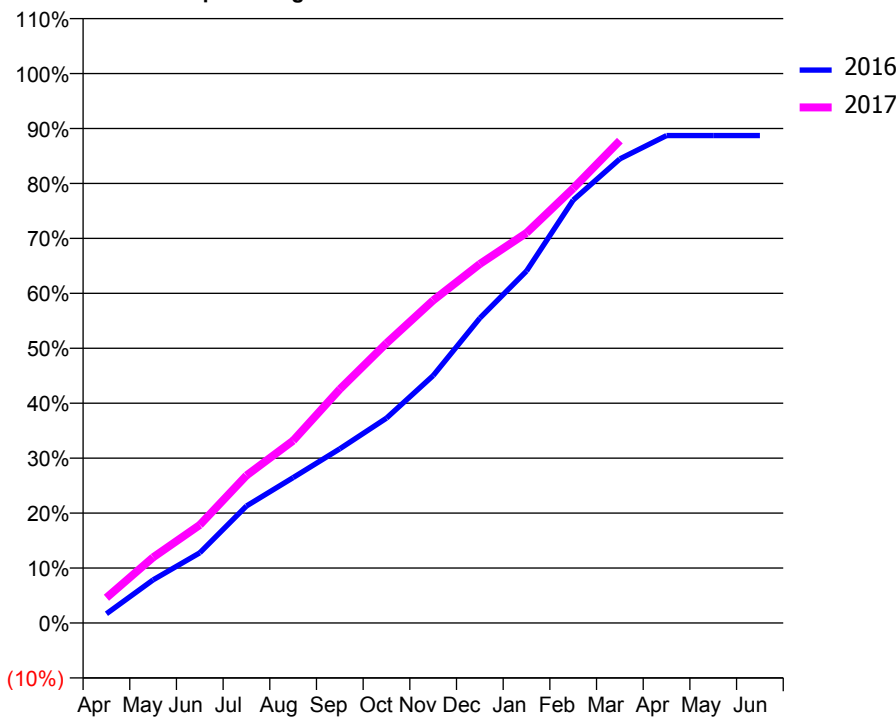
ACCESS*

Patients seen in 24 months	Total	Change since previous quarter
Quarter ending March 2016	11,395	
Quarter ending June 2016	11,365	→
Quarter ending September 2016	11,429	→
Quarter ending December 2016	11,384	→
Quarter ending March 2017	11,506	→
Variance since March 2016	1.0%	→



ACTIVITY

Cumulative percentage of contracted UDA delivered 2016 & 2017



Month	Adjusted Scheduled Activity (UDA)	
	2016	2017
April	602	1,639
May	2,797	4,260
June	4,553	6,366
July	7,596	9,571
August	9,437	11,834
September	11,309	15,174
October	13,299	18,163
November	16,056	20,936
December	19,782	23,302
January	22,842	25,316
February	27,442	28,204
March	30,122	31,300
April	31,630	
May	31,636	
June	31,636	

QUALITY

	Quantity	Base Number	Contract	AT	Region	England
% of FP17s for the same patient ID Re-attending within 3 months - Children	172	3,285	5.2%	13.0%	13.3%	12.3%
% of FP17s for the same patient ID Re-attending within 3 months - Adults	1,688	12,411	13.6%	16.3%	17.3%	16.7%
% of FP17s for the same patient ID Re-attending between 3 & 9 months - Children	1,815	3,285	55.3%	54.5%	58.9%	57.6%
% of FP17s for the same patient ID Re-attending between 3 & 9 months - Adults	6,761	12,411	54.5%	50.2%	52.2%	50.1%
% of FP17s for Band 1 Urgent Courses	1,074	15,074	7.1%	8.8%	9.2%	9.1%
% of FP17s Relating to Free Repair or Replacements	138	15,074	0.9%	1.3%	1.0%	0.8%
% of FP17s Relating to Continuations	298	15,074	2.0%	1.7%	1.4%	1.2%
% of Patients satisfied with the dentistry they have received	36	39	92.3%	92.0%	93.1%	92.8%
% of Patients satisfied with the time they had to wait for an appointment	37	39	94.9%	88.8%	89.5%	88.7%

* This is based on patients treated on this contract for their most recent course of treatment. Figures in italics indicate the base number of FP17s or Patient Questionnaire responses are less than 100. N/A is shown where the base number of responses is less than 10 during the period. % is calculated as Quantity/Base number*100

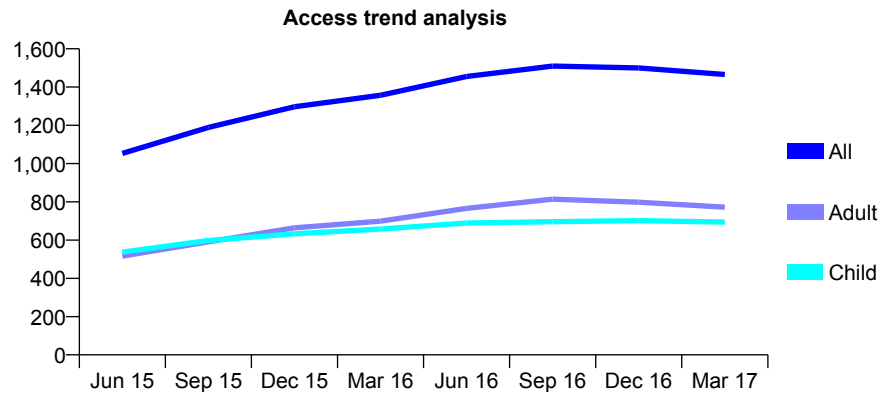
Q45 - Vital Signs At a Glance Contract Report for 176737/0001 - March 2017

Name or company name	Springs Dental Practice
Contract type name	GDS Contract
Purpose of contract	General
Contract start date	17/10/2013
Contract end date	

16/17 Contracted general activity (UDA)	5,000
Carry forward general activity (UDA)	0
16/17 Contracted orthodontic activity (UOA)	0
Carry forward orthodontic activity (UOA)	0
Baseline contract value	£105,763.59

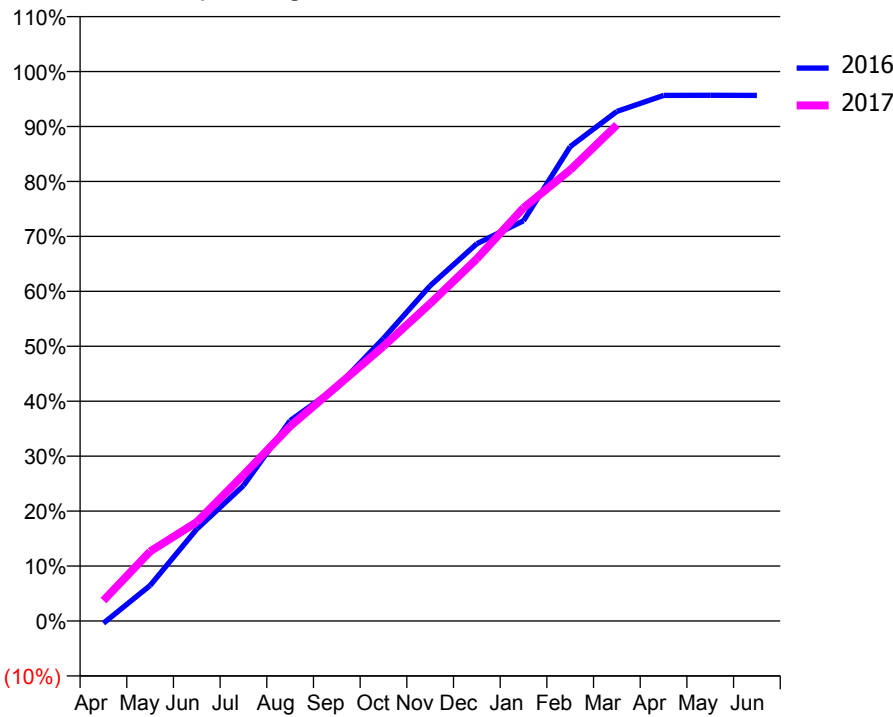
ACCESS*

Patients seen in 24 months	Total	Change since previous quarter
Quarter ending March 2016	1,357	
Quarter ending June 2016	1,455	↑
Quarter ending September 2016	1,510	↑
Quarter ending December 2016	1,500	→
Quarter ending March 2017	1,466	↓
Variance since March 2016	8.0%	↑



ACTIVITY

Cumulative percentage of contracted UDA delivered 2016 & 2017



Month	Adjusted Scheduled Activity (UDA)	
	2016	2017
April	-21	186
May	323	633
June	837	901
July	1,233	1,329
August	1,823	1,772
September	2,129	2,134
October	2,571	2,500
November	3,051	2,888
December	3,433	3,296
January	3,642	3,760
February	4,316	4,104
March	4,636	4,514
April	4,783	
May	4,784	
June	4,783	

QUALITY

	Quantity	Base Number	Contract	AT	Region	England
% of FP17s for the same patient ID Re-attending within 3 months - Children	139	1,098	12.7%	13.0%	13.3%	12.3%
% of FP17s for the same patient ID Re-attending within 3 months - Adults	209	895	23.4%	16.3%	17.3%	16.7%
% of FP17s for the same patient ID Re-attending between 3 & 9 months - Children	594	1,098	54.1%	54.5%	58.9%	57.6%
% of FP17s for the same patient ID Re-attending between 3 & 9 months - Adults	342	895	38.2%	50.2%	52.2%	50.1%
% of FP17s for Band 1 Urgent Courses	180	1,912	9.4%	8.8%	9.2%	9.1%
% of FP17s Relating to Free Repair or Replacements	5	1,912	0.3%	1.3%	1.0%	0.8%
% of FP17s Relating to Continuations	2	1,912	0.1%	1.7%	1.4%	1.2%
% of Patients satisfied with the dentistry they have received	2	3	N/A	92.0%	93.1%	92.8%
% of Patients satisfied with the time they had to wait for an appointment	3	3	N/A	88.8%	89.5%	88.7%

* This is based on patients treated on this contract for their most recent course of treatment. Figures in italics indicate the base number of FP17s or Patient Questionnaire responses are less than 100. N/A is shown where the base number of responses is less than 10 during the period. % is calculated as Quantity/Base number*100

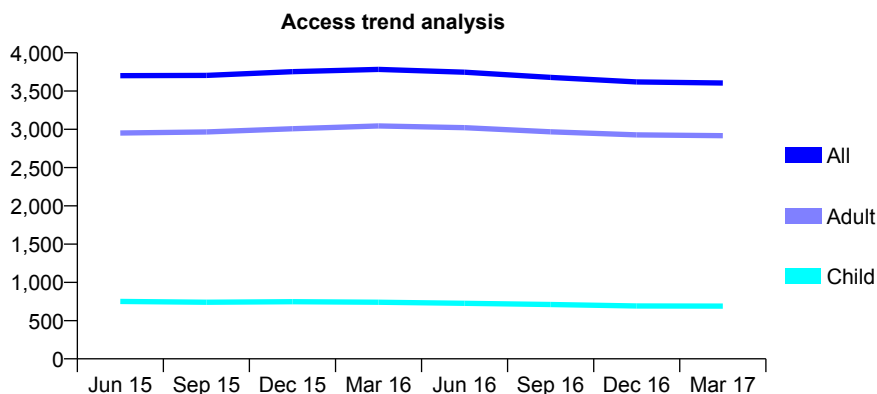
Q45 - Vital Signs At a Glance Contract Report for 177229/0001 - March 2017

Name or company name	Bishop Auckland Partnership
Contract type name	GDS Contract
Purpose of contract	General
Contract start date	01/07/2013
Contract end date	

16/17 Contracted general activity (UDA)	13,273
Carry forward general activity (UDA)	0
16/17 Contracted orthodontic activity (UOA)	0
Carry forward orthodontic activity (UOA)	0
Baseline contract value	£302,003.38

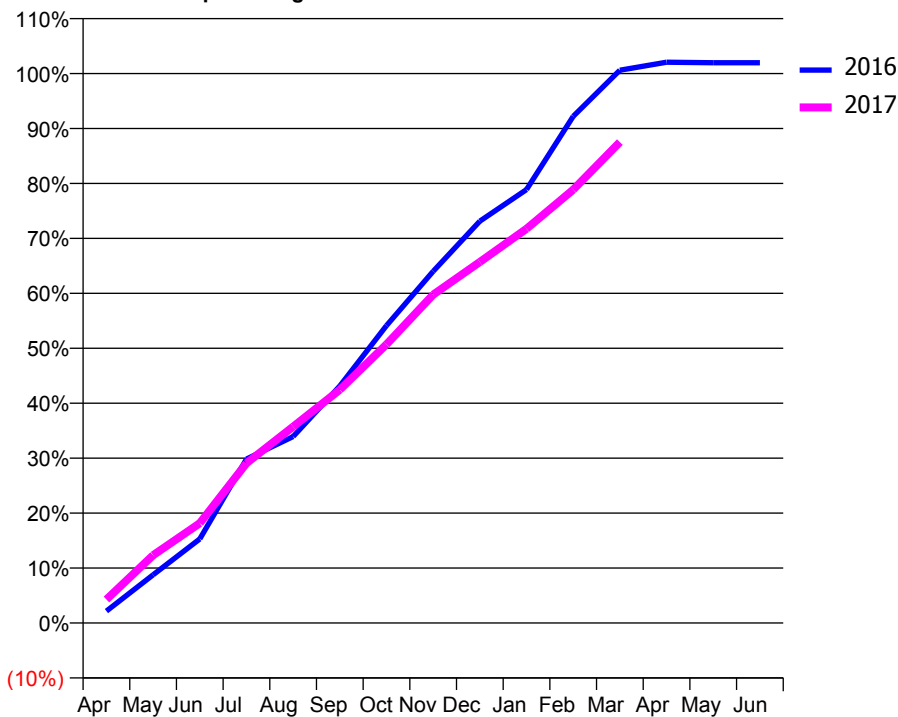
ACCESS*

Patients seen in 24 months	Total	Change since previous quarter
Quarter ending March 2016	3,783	
Quarter ending June 2016	3,747	→
Quarter ending September 2016	3,679	↓
Quarter ending December 2016	3,619	↓
Quarter ending March 2017	3,605	→
Variance since March 2016	(4.7%)	↓



ACTIVITY

Cumulative percentage of contracted UDA delivered 2016 & 2017



Month	Adjusted Scheduled Activity (UDA)	
	2016	2017
April	288	569
May	1,166	1,638
June	2,031	2,411
July	3,959	3,859
August	4,503	4,744
September	5,726	5,636
October	7,184	6,729
November	8,496	7,932
December	9,706	8,719
January	10,470	9,521
February	12,237	10,466
March	13,354	11,618
April	13,545	
May	13,533	
June	13,534	

QUALITY

	Quantity	Base Number	Contract	AT	Region	England
% of FP17s for the same patient ID Re-attending within 3 months - Children	106	1,120	9.5%	13.0%	13.3%	12.3%
% of FP17s for the same patient ID Re-attending within 3 months - Adults	797	4,410	18.1%	16.3%	17.3%	16.7%
% of FP17s for the same patient ID Re-attending between 3 & 9 months - Children	678	1,120	60.5%	54.5%	58.9%	57.6%
% of FP17s for the same patient ID Re-attending between 3 & 9 months - Adults	2,553	4,410	57.9%	50.2%	52.2%	50.1%
% of FP17s for Band 1 Urgent Courses	550	5,425	10.1%	8.8%	9.2%	9.1%
% of FP17s Relating to Free Repair or Replacements	105	5,425	1.9%	1.3%	1.0%	0.8%
% of FP17s Relating to Continuations	59	5,425	1.1%	1.7%	1.4%	1.2%
% of Patients satisfied with the dentistry they have received	13	15	86.7%	92.0%	93.1%	92.8%
% of Patients satisfied with the time they had to wait for an appointment	13	15	86.7%	88.8%	89.5%	88.7%

* This is based on patients treated on this contract for their most recent course of treatment. Figures in italics indicate the base number of FP17s or Patient Questionnaire responses are less than 100. N/A is shown where the base number of responses is less than 10 during the period. % is calculated as Quantity/Base number*100

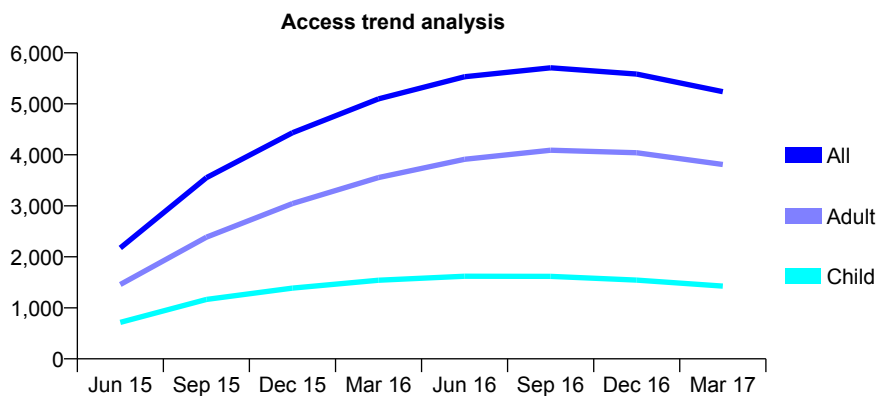
Q45 - Vital Signs At a Glance Contract Report for 177334/0001 - March 2017

Name or company name	Ingleby Meadow Dental Practice Partnershi
Contract type name	GDS Contract
Purpose of contract	General
Contract start date	04/03/2015
Contract end date	

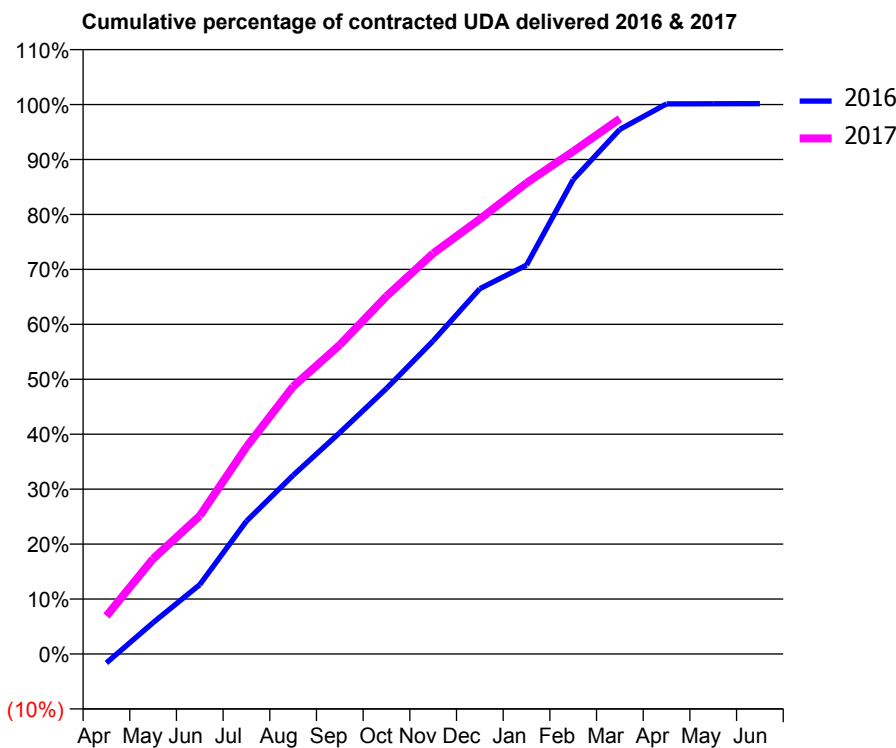
16/17 Contracted general activity (UDA)	14,808
Carry forward general activity (UDA)	0
16/17 Contracted orthodontic activity (UOA)	0
Carry forward orthodontic activity (UOA)	0
Baseline contract value	£382,510.49

ACCESS*

Patients seen in 24 months	Total	Change since previous quarter
Quarter ending March 2016	5,096	
Quarter ending June 2016	5,531	↑
Quarter ending September 2016	5,705	↑
Quarter ending December 2016	5,584	↓
Quarter ending March 2017	5,238	↓
Variance since March 2016	2.8%	↑



ACTIVITY



Month	Adjusted Scheduled Activity (UDA)	
	2016	2017
April	-244	1,028
May	845	2,566
June	1,871	3,724
July	3,580	5,582
August	4,817	7,209
September	5,967	8,331
October	7,155	9,645
November	8,438	10,796
December	9,844	11,720
January	10,480	12,693
February	12,783	13,547
March	14,139	14,427
April	14,826	
May	14,829	
June	14,832	

QUALITY

	Quantity	Base Number	Contract	AT	Region	England
% of FP17s for the same patient ID Re-attending within 3 months - Children	156	2,075	7.5%	13.0%	13.3%	12.3%
% of FP17s for the same patient ID Re-attending within 3 months - Adults	890	5,202	17.1%	16.3%	17.3%	16.7%
% of FP17s for the same patient ID Re-attending between 3 & 9 months - Children	1,169	2,075	56.3%	54.5%	58.9%	57.6%
% of FP17s for the same patient ID Re-attending between 3 & 9 months - Adults	2,578	5,202	49.6%	50.2%	52.2%	50.1%
% of FP17s for Band 1 Urgent Courses	594	6,953	8.5%	8.8%	9.2%	9.1%
% of FP17s Relating to Free Repair or Replacements	128	6,953	1.8%	1.3%	1.0%	0.8%
% of FP17s Relating to Continuations	258	6,953	3.7%	1.7%	1.4%	1.2%
% of Patients satisfied with the dentistry they have received	18	21	85.7%	92.0%	93.1%	92.8%
% of Patients satisfied with the time they had to wait for an appointment	15	21	71.4%	88.8%	89.5%	88.7%

* This is based on patients treated on this contract for their most recent course of treatment. Figures in italics indicate the base number of FP17s or Patient Questionnaire responses are less than 100. N/A is shown where the base number of responses is less than 10 during the period. % is calculated as Quantity/Base number*100

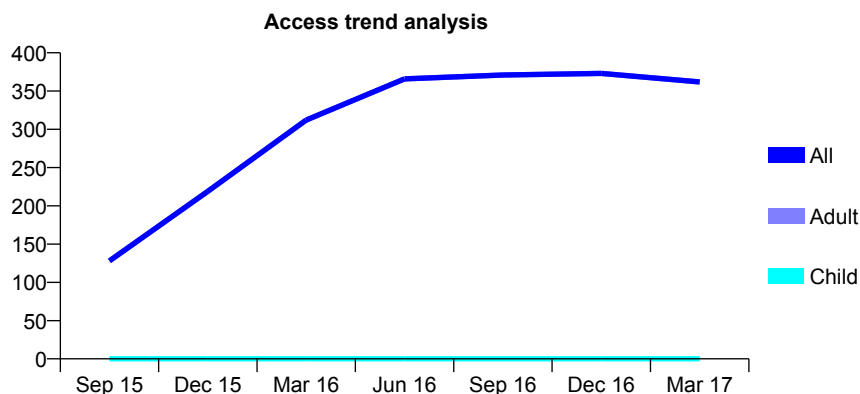
Q45 - Vital Signs At a Glance Contract Report for 179302/0001 - March 2017

Name or company name	Mr MA Hyder - Prison Dental Services
Contract type name	PDS Plus Contract
Purpose of contract	General
Contract start date	01/04/2015
Contract end date	31/03/2020

16/17 Contracted general activity (UDA)	14,728
Carry forward general activity (UDA)	0
16/17 Contracted orthodontic activity (UOA)	0
Carry forward orthodontic activity (UOA)	0
Baseline contract value	£466,003.80

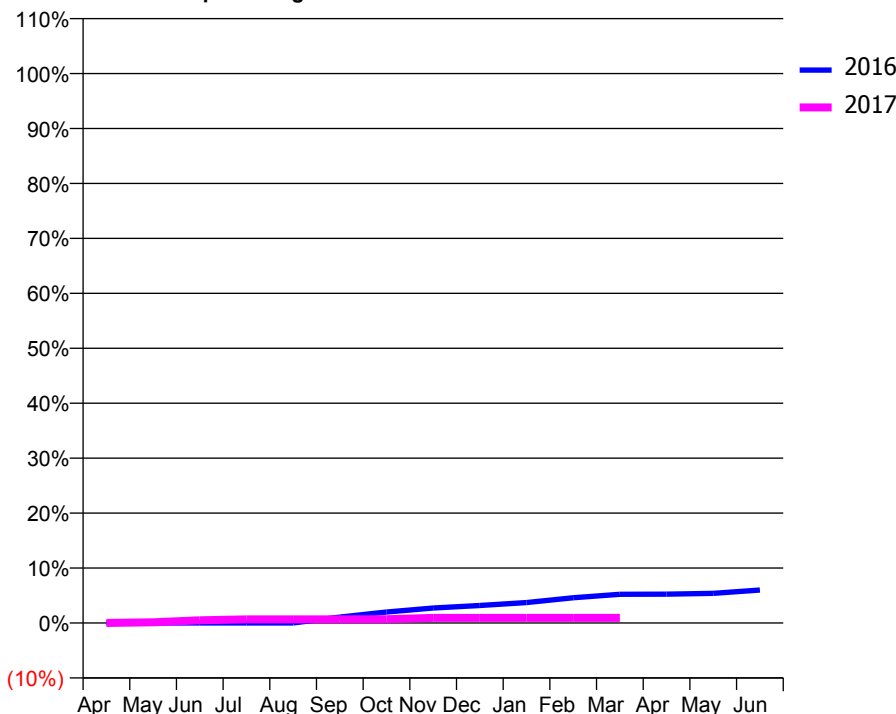
ACCESS*

Patients seen in 24 months	Total	Change since previous quarter
Quarter ending March 2016	312	
Quarter ending June 2016	366	↑
Quarter ending September 2016	371	→
Quarter ending December 2016	373	→
Quarter ending March 2017	362	↓
Variance since March 2016	16.0%	↑



ACTIVITY

Cumulative percentage of contracted UDA delivered 2016 & 2017



Month	Adjusted Scheduled Activity (UDA)	
	2016	2017
April	0	0
May	0	20
June	0	74
July	0	97
August	0	97
September	191	97
October	351	100
November	478	139
December	560	139
January	655	139
February	806	139
March	917	139
April	923	
May	948	
June	1,053	

QUALITY

	Quantity	Base Number	Contract	AT	Region	England
% of FP17s for the same patient ID Re-attending within 3 months - Children	0	0	N/A	13.0%	13.3%	12.3%
% of FP17s for the same patient ID Re-attending within 3 months - Adults	25	125	20.0%	16.3%	17.3%	16.7%
% of FP17s for the same patient ID Re-attending between 3 & 9 months - Children	0	0	N/A	54.5%	58.9%	57.6%
% of FP17s for the same patient ID Re-attending between 3 & 9 months - Adults	7	125	5.6%	50.2%	52.2%	50.1%
% of FP17s for Band 1 Urgent Courses	46	67	68.7%	8.8%	9.2%	9.1%
% of FP17s Relating to Free Repair or Replacements	0	67	0.0%	1.3%	1.0%	0.8%
% of FP17s Relating to Continuations	0	67	0.0%	1.7%	1.4%	1.2%
% of Patients satisfied with the dentistry they have received	0	0	N/A	92.0%	93.1%	92.8%
% of Patients satisfied with the time they had to wait for an appointment	0	0	N/A	88.8%	89.5%	88.7%

* This is based on patients treated on this contract for their most recent course of treatment. Figures in italics indicate the base number of FP17s or Patient Questionnaire responses are less than 100. N/A is shown where the base number of responses is less than 10 during the period. % is calculated as Quantity/Base number*100

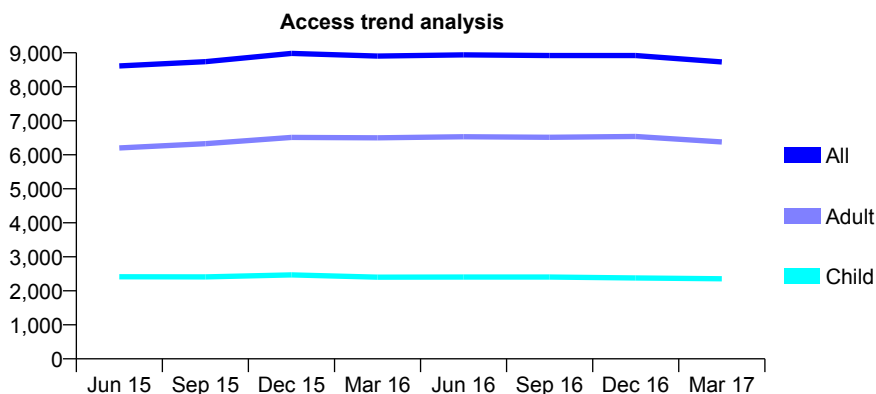
Q45 - Vital Signs At a Glance Contract Report for 179523/0002 - March 2017

Name or company name	Jeyarajan Dental Care Ltd.
Contract type name	GDS Contract
Purpose of contract	General
Contract start date	01/04/2009
Contract end date	

16/17 Contracted general activity (UDA)	24,500
Carry forward general activity (UDA)	0
16/17 Contracted orthodontic activity (UOA)	0
Carry forward orthodontic activity (UOA)	0
Baseline contract value	£702,349.53

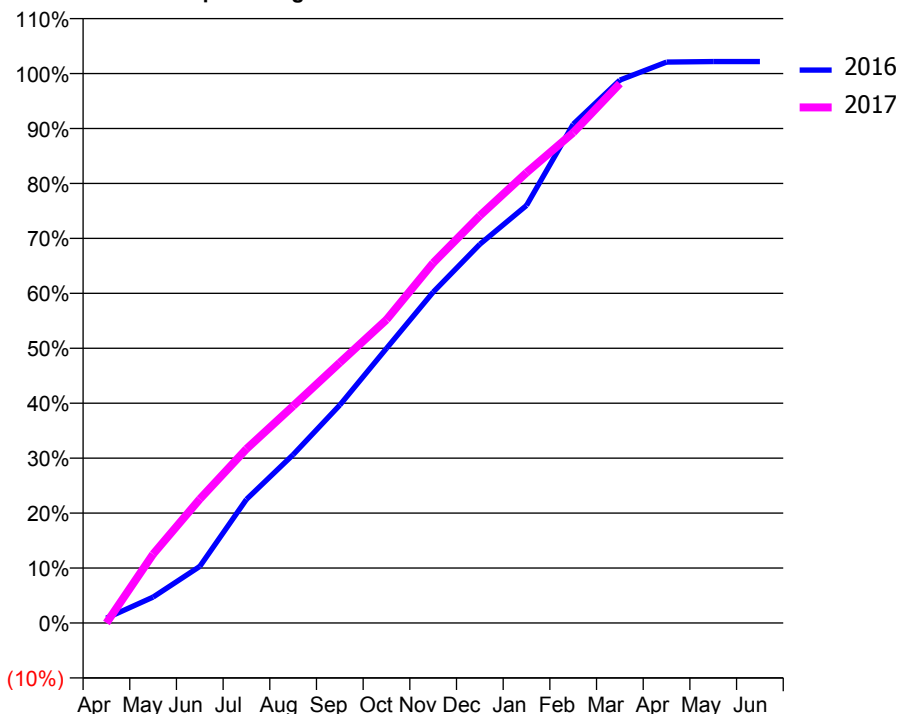
ACCESS*

Patients seen in 24 months	Total	Change since previous quarter
Quarter ending March 2016	8,902	
Quarter ending June 2016	8,938	→
Quarter ending September 2016	8,920	→
Quarter ending December 2016	8,920	→
Quarter ending March 2017	8,732	↓
Variance since March 2016	(1.9%)	↓



ACTIVITY

Cumulative percentage of contracted UDA delivered 2016 & 2017



Month	Adjusted Scheduled Activity (UDA)	
	2016	2017
April	217	0
May	1,156	3,069
June	2,526	5,523
July	5,516	7,762
August	7,506	9,676
September	9,717	11,607
October	12,246	13,520
November	14,754	16,057
December	16,891	18,159
January	18,616	20,081
February	22,241	21,862
March	24,206	24,052
April	25,009	
May	25,031	
June	25,031	

QUALITY

	Quantity	Base Number	Contract	AT	Region	England
% of FP17s for the same patient ID Re-attending within 3 months - Children	262	2,634	9.9%	13.0%	13.3%	12.3%
% of FP17s for the same patient ID Re-attending within 3 months - Adults	1,162	7,030	16.5%	16.3%	17.3%	16.7%
% of FP17s for the same patient ID Re-attending between 3 & 9 months - Children	925	2,634	35.1%	54.5%	58.9%	57.6%
% of FP17s for the same patient ID Re-attending between 3 & 9 months - Adults	2,740	7,030	39.0%	50.2%	52.2%	50.1%
% of FP17s for Band 1 Urgent Courses	1,115	9,343	11.9%	8.8%	9.2%	9.1%
% of FP17s Relating to Free Repair or Replacements	260	9,343	2.8%	1.3%	1.0%	0.8%
% of FP17s Relating to Continuations	57	9,343	0.6%	1.7%	1.4%	1.2%
% of Patients satisfied with the dentistry they have received	10	11	90.9%	92.0%	93.1%	92.8%
% of Patients satisfied with the time they had to wait for an appointment	8	11	72.7%	88.8%	89.5%	88.7%

* This is based on patients treated on this contract for their most recent course of treatment. Figures in italics indicate the base number of FP17s or Patient Questionnaire responses are less than 100. N/A is shown where the base number of responses is less than 10 during the period. % is calculated as Quantity/Base number*100

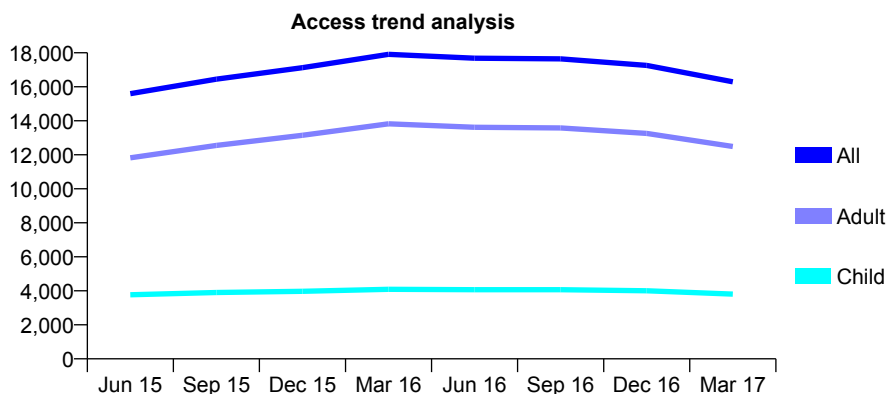
Q45 - Vital Signs At a Glance Contract Report for 186007/0001 - March 2017

Name or company name	Hartlepool Dental Practice Partnership
Contract type name	GDS Contract
Purpose of contract	General
Contract start date	01/04/2014
Contract end date	

16/17 Contracted general activity (UDA)	53,090
Carry forward general activity (UDA)	0
16/17 Contracted orthodontic activity (UOA)	0
Carry forward orthodontic activity (UOA)	0
Baseline contract value	£1,217,090.87

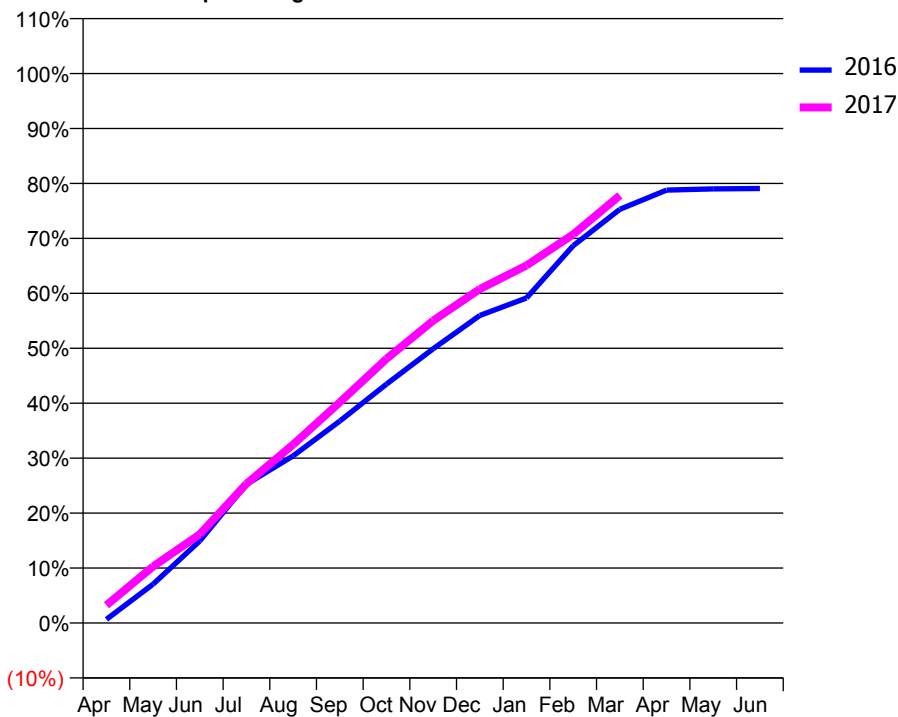
ACCESS*

Patients seen in 24 months	Total	Change since previous quarter
Quarter ending March 2016	17,912	
Quarter ending June 2016	17,685	↓
Quarter ending September 2016	17,647	→
Quarter ending December 2016	17,260	↓
Quarter ending March 2017	16,297	↓
Variance since March 2016	(9.0%)	↓



ACTIVITY

Cumulative percentage of contracted UDA delivered 2016 & 2017



Month	Adjusted Scheduled Activity (UDA)	
	2016	2017
April	453	1,721
May	4,819	5,471
June	10,176	8,579
July	17,190	13,460
August	20,719	17,243
September	25,024	21,333
October	29,600	25,528
November	33,980	29,218
December	38,108	32,265
January	40,274	34,552
February	46,748	37,549
March	51,265	41,307
April	53,651	
May	53,786	
June	53,834	

QUALITY

	Quantity	Base Number	Contract	AT	Region	England
% of FP17s for the same patient ID Re-attending within 3 months - Children	158	4,343	3.6%	13.0%	13.3%	12.3%
% of FP17s for the same patient ID Re-attending within 3 months - Adults	1,224	12,957	9.4%	16.3%	17.3%	16.7%
% of FP17s for the same patient ID Re-attending between 3 & 9 months - Children	1,770	4,343	40.8%	54.5%	58.9%	57.6%
% of FP17s for the same patient ID Re-attending between 3 & 9 months - Adults	6,089	12,957	47.0%	50.2%	52.2%	50.1%
% of FP17s for Band 1 Urgent Courses	446	16,437	2.7%	8.8%	9.2%	9.1%
% of FP17s Relating to Free Repair or Replacements	95	16,437	0.6%	1.3%	1.0%	0.8%
% of FP17s Relating to Continuations	224	16,437	1.4%	1.7%	1.4%	1.2%
% of Patients satisfied with the dentistry they have received	47	52	90.4%	92.0%	93.1%	92.8%
% of Patients satisfied with the time they had to wait for an appointment	44	52	84.6%	88.8%	89.5%	88.7%

* This is based on patients treated on this contract for their most recent course of treatment. Figures in italics indicate the base number of FP17s or Patient Questionnaire responses are less than 100. N/A is shown where the base number of responses is less than 10 during the period. % is calculated as Quantity/Base number*100

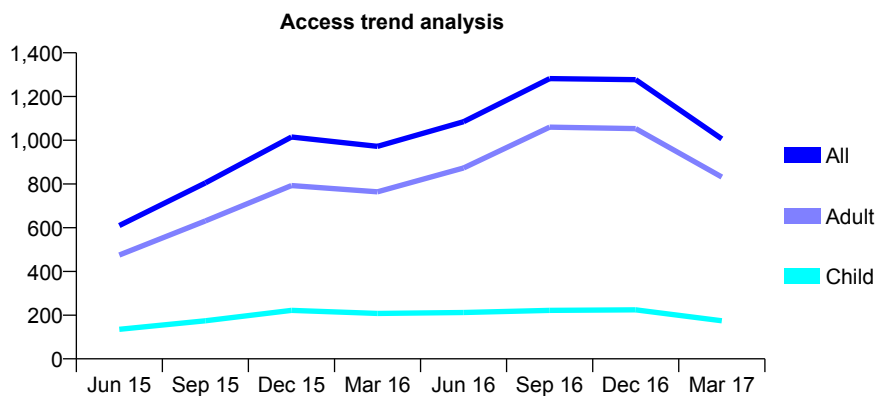
Q45 - Vital Signs At a Glance Contract Report for 192589/0001 - March 2017

Name or company name	Novident Dental Practice
Contract type name	GDS Contract
Purpose of contract	General
Contract start date	01/11/2014
Contract end date	

16/17 Contracted general activity (UDA)	3,500
Carry forward general activity (UDA)	29
16/17 Contracted orthodontic activity (UOA)	0
Carry forward orthodontic activity (UOA)	0
Baseline contract value	£75,148.30

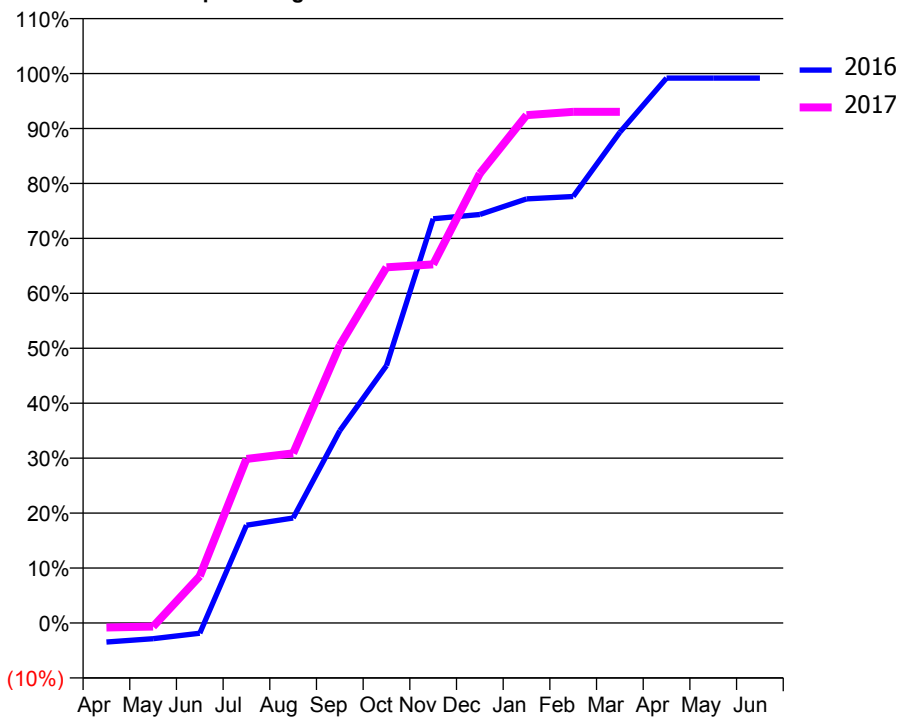
ACCESS*

Patients seen in 24 months	Total	Change since previous quarter
Quarter ending March 2016	972	
Quarter ending June 2016	1,085	↑
Quarter ending September 2016	1,282	↑
Quarter ending December 2016	1,277	→
Quarter ending March 2017	1,006	↓
Variance since March 2016	3.5%	↑



ACTIVITY

Cumulative percentage of contracted UDA delivered 2016 & 2017



Month	Adjusted Scheduled Activity (UDA)	
	2016	2017
April	-122	-29
May	-101	-23
June	-66	299
July	623	1,045
August	669	1,081
September	1,226	1,769
October	1,640	2,266
November	2,575	2,285
December	2,602	2,862
January	2,702	3,235
February	2,717	3,256
March	3,126	3,256
April	3,471	
May	3,471	
June	3,471	

QUALITY

	Quantity	Base Number	Contract	AT	Region	England
% of FP17s for the same patient ID Re-attending within 3 months - Children	4	223	1.8%	13.0%	13.3%	12.3%
% of FP17s for the same patient ID Re-attending within 3 months - Adults	30	966	3.1%	16.3%	17.3%	16.7%
% of FP17s for the same patient ID Re-attending between 3 & 9 months - Children	25	223	11.2%	54.5%	58.9%	57.6%
% of FP17s for the same patient ID Re-attending between 3 & 9 months - Adults	113	966	11.7%	50.2%	52.2%	50.1%
% of FP17s for Band 1 Urgent Courses	14	1,085	1.3%	8.8%	9.2%	9.1%
% of FP17s Relating to Free Repair or Replacements	10	1,085	0.9%	1.3%	1.0%	0.8%
% of FP17s Relating to Continuations	6	1,085	0.6%	1.7%	1.4%	1.2%
% of Patients satisfied with the dentistry they have received	2	3	N/A	92.0%	93.1%	92.8%
% of Patients satisfied with the time they had to wait for an appointment	3	3	N/A	88.8%	89.5%	88.7%

* This is based on patients treated on this contract for their most recent course of treatment. Figures in italics indicate the base number of FP17s or Patient Questionnaire responses are less than 100. N/A is shown where the base number of responses is less than 10 during the period. % is calculated as Quantity/Base number*100

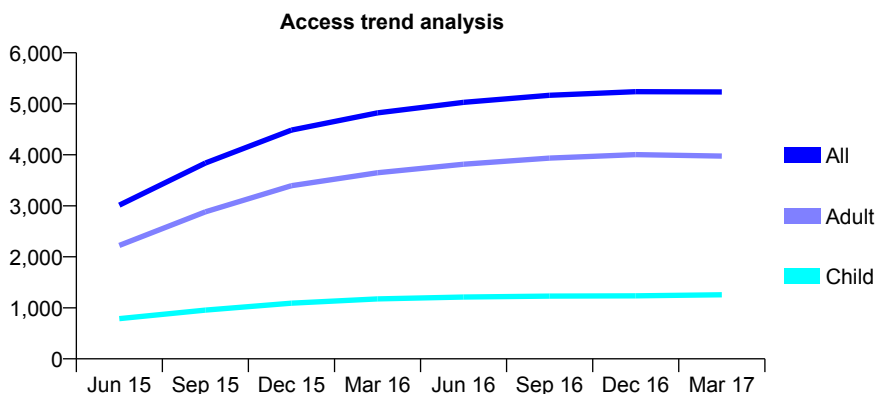
Q45 - Vital Signs At a Glance Contract Report for 193771/0001 - March 2017

Name or company name	Thornaby Dental Centre
Contract type name	GDS Contract
Purpose of contract	General
Contract start date	01/01/2015
Contract end date	

16/17 Contracted general activity (UDA)	20,325
Carry forward general activity (UDA)	0
16/17 Contracted orthodontic activity (UOA)	0
Carry forward orthodontic activity (UOA)	0
Baseline contract value	£438,598.07

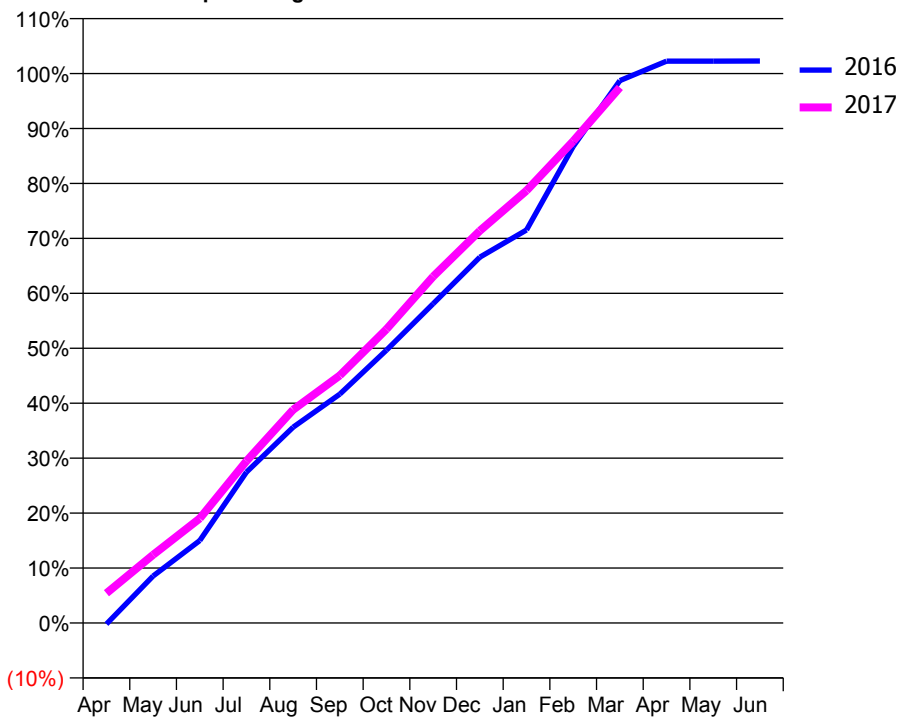
ACCESS*

Patients seen in 24 months	Total	Change since previous quarter
Quarter ending March 2016	4,823	
Quarter ending June 2016	5,029	↑
Quarter ending September 2016	5,167	↑
Quarter ending December 2016	5,239	→
Quarter ending March 2017	5,232	→
Variance since March 2016	8.5%	↑



ACTIVITY

Cumulative percentage of contracted UDA delivered 2016 & 2017



Month	Adjusted Scheduled Activity (UDA)	
	2016	2017
April	-43	1,103
May	1,737	2,521
June	3,052	3,869
July	5,583	5,988
August	7,245	7,890
September	8,467	9,159
October	10,094	10,869
November	11,811	12,817
December	13,529	14,506
January	14,536	15,992
February	17,628	17,822
March	20,060	19,812
April	20,783	
May	20,783	
June	20,785	

QUALITY

	Quantity	Base Number	Contract	AT	Region	England
% of FP17s for the same patient ID Re-attending within 3 months - Children	114	2,100	5.4%	13.0%	13.3%	12.3%
% of FP17s for the same patient ID Re-attending within 3 months - Adults	1,143	7,008	16.3%	16.3%	17.3%	16.7%
% of FP17s for the same patient ID Re-attending between 3 & 9 months - Children	1,393	2,100	66.3%	54.5%	58.9%	57.6%
% of FP17s for the same patient ID Re-attending between 3 & 9 months - Adults	4,455	7,008	63.6%	50.2%	52.2%	50.1%
% of FP17s for Band 1 Urgent Courses	95	8,819	1.1%	8.8%	9.2%	9.1%
% of FP17s Relating to Free Repair or Replacements	128	8,819	1.5%	1.3%	1.0%	0.8%
% of FP17s Relating to Continuations	481	8,819	5.5%	1.7%	1.4%	1.2%
% of Patients satisfied with the dentistry they have received	19	21	90.5%	92.0%	93.1%	92.8%
% of Patients satisfied with the time they had to wait for an appointment	18	21	85.7%	88.8%	89.5%	88.7%

* This is based on patients treated on this contract for their most recent course of treatment. Figures in italics indicate the base number of FP17s or Patient Questionnaire responses are less than 100. N/A is shown where the base number of responses is less than 10 during the period. % is calculated as Quantity/Base number*100

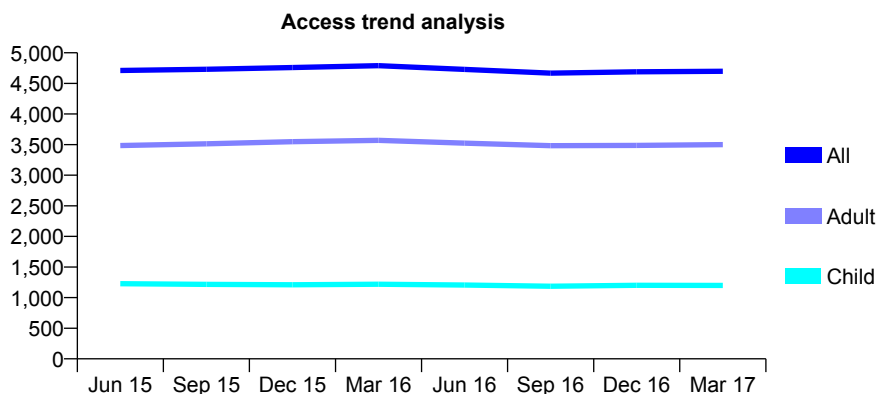
Q45 - Vital Signs At a Glance Contract Report for 194344/0001 - March 2017

Name or company name	N & N Dental Group
Contract type name	GDS Contract
Purpose of contract	General
Contract start date	02/04/2013
Contract end date	

16/17 Contracted general activity (UDA)	13,000
Carry forward general activity (UDA)	0
16/17 Contracted orthodontic activity (UOA)	0
Carry forward orthodontic activity (UOA)	0
Baseline contract value	£404,693.68

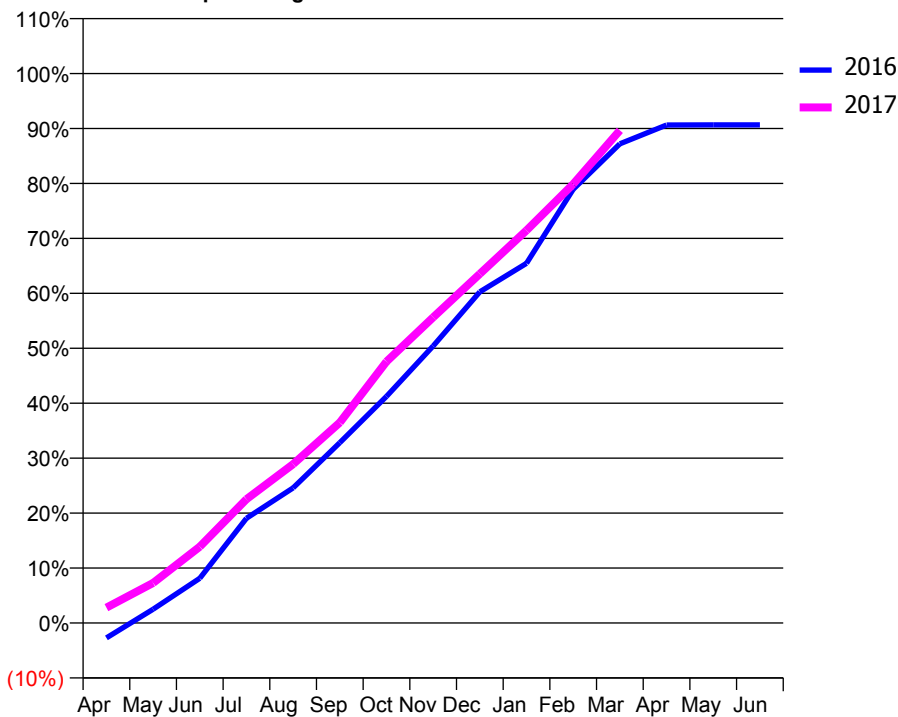
ACCESS*

Patients seen in 24 months	Total	Change since previous quarter
Quarter ending March 2016	4,789	
Quarter ending June 2016	4,728	↓
Quarter ending September 2016	4,668	↓
Quarter ending December 2016	4,689	→
Quarter ending March 2017	4,699	→
Variance since March 2016	(1.9%)	↓



ACTIVITY

Cumulative percentage of contracted UDA delivered 2016 & 2017



Month	Adjusted Scheduled Activity (UDA)	
	2016	2017
April	-356	366
May	326	948
June	1,059	1,806
July	2,479	2,928
August	3,198	3,759
September	4,266	4,744
October	5,361	6,186
November	6,555	7,231
December	7,835	8,260
January	8,510	9,288
February	10,261	10,385
March	11,338	11,654
April	11,781	
May	11,784	
June	11,784	

QUALITY

	Quantity	Base Number	Contract	AT	Region	England
% of FP17s for the same patient ID Re-attending within 3 months - Children	97	1,585	6.1%	13.0%	13.3%	12.3%
% of FP17s for the same patient ID Re-attending within 3 months - Adults	381	3,861	9.9%	16.3%	17.3%	16.7%
% of FP17s for the same patient ID Re-attending between 3 & 9 months - Children	779	1,585	49.1%	54.5%	58.9%	57.6%
% of FP17s for the same patient ID Re-attending between 3 & 9 months - Adults	1,779	3,861	46.1%	50.2%	52.2%	50.1%
% of FP17s for Band 1 Urgent Courses	351	5,191	6.8%	8.8%	9.2%	9.1%
% of FP17s Relating to Free Repair or Replacements	57	5,191	1.1%	1.3%	1.0%	0.8%
% of FP17s Relating to Continuations	74	5,191	1.4%	1.7%	1.4%	1.2%
% of Patients satisfied with the dentistry they have received	13	14	92.9%	92.0%	93.1%	92.8%
% of Patients satisfied with the time they had to wait for an appointment	12	14	85.7%	88.8%	89.5%	88.7%

* This is based on patients treated on this contract for their most recent course of treatment. Figures in italics indicate the base number of FP17s or Patient Questionnaire responses are less than 100. N/A is shown where the base number of responses is less than 10 during the period. % is calculated as Quantity/Base number*100

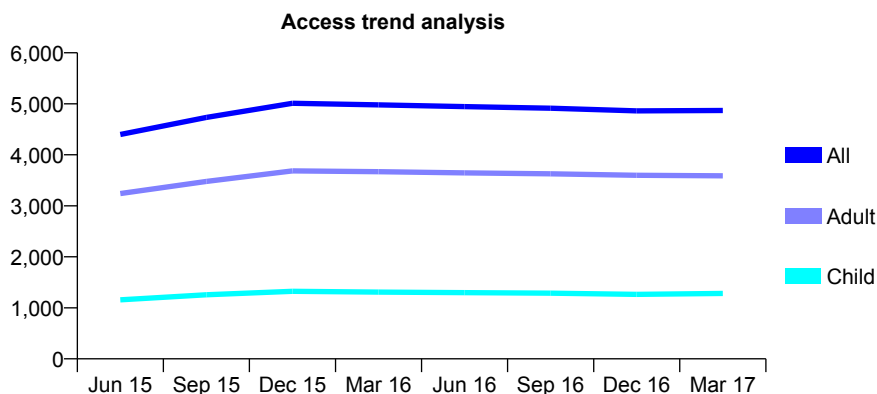
Q45 - Vital Signs At a Glance Contract Report for 195278/0001 - March 2017

Name or company name	The Grainger Stockton, Birtley and Stanley
Contract type name	GDS Contract
Purpose of contract	General
Contract start date	01/02/2014
Contract end date	

16/17 Contracted general activity (UDA)	13,053
Carry forward general activity (UDA)	0
16/17 Contracted orthodontic activity (UOA)	0
Carry forward orthodontic activity (UOA)	0
Baseline contract value	£390,955.33

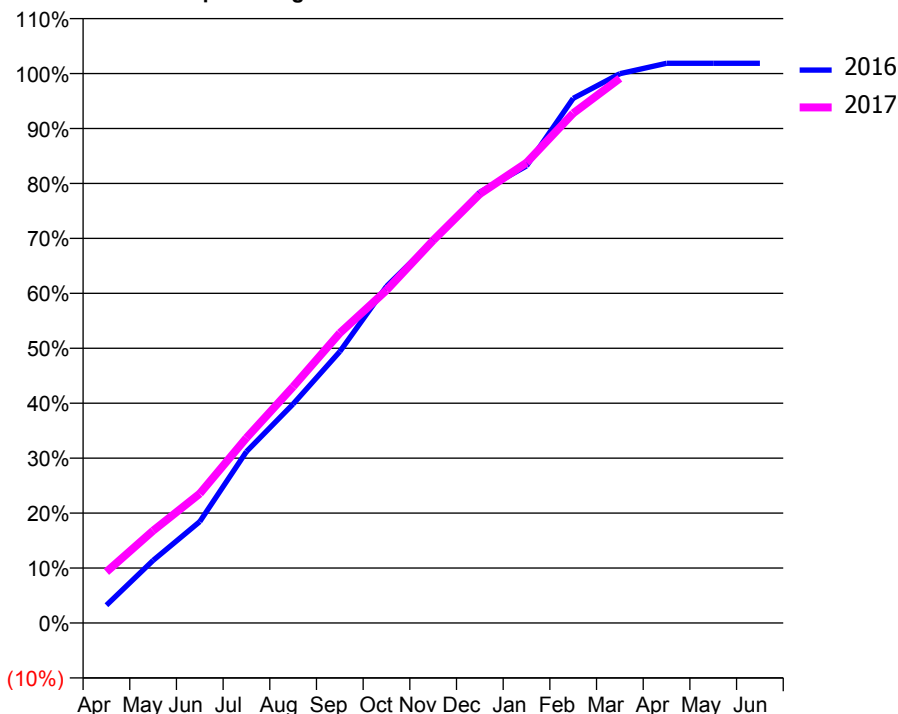
ACCESS*

Patients seen in 24 months	Total	Change since previous quarter
Quarter ending March 2016	4,978	
Quarter ending June 2016	4,944	→
Quarter ending September 2016	4,915	→
Quarter ending December 2016	4,862	↓
Quarter ending March 2017	4,870	→
Variance since March 2016	(2.2%)	↓



ACTIVITY

Cumulative percentage of contracted UDA delivered 2016 & 2017



Month	Adjusted Scheduled Activity (UDA)	
	2016	2017
April	423	1,214
May	1,487	2,195
June	2,408	3,073
July	4,073	4,398
August	5,204	5,615
September	6,449	6,888
October	7,997	7,906
November	9,086	9,091
December	10,232	10,192
January	10,858	10,933
February	12,463	12,107
March	13,050	12,936
April	13,297	
May	13,297	
June	13,297	

QUALITY

	Quantity	Base Number	Contract	AT	Region	England
% of FP17s for the same patient ID Re-attending within 3 months - Children	31	1,659	1.9%	13.0%	13.3%	12.3%
% of FP17s for the same patient ID Re-attending within 3 months - Adults	267	4,424	6.0%	16.3%	17.3%	16.7%
% of FP17s for the same patient ID Re-attending between 3 & 9 months - Children	1,039	1,659	62.6%	54.5%	58.9%	57.6%
% of FP17s for the same patient ID Re-attending between 3 & 9 months - Adults	2,737	4,424	61.9%	50.2%	52.2%	50.1%
% of FP17s for Band 1 Urgent Courses	67	5,896	1.1%	8.8%	9.2%	9.1%
% of FP17s Relating to Free Repair or Replacements	7	5,896	0.1%	1.3%	1.0%	0.8%
% of FP17s Relating to Continuations	41	5,896	0.7%	1.7%	1.4%	1.2%
% of Patients satisfied with the dentistry they have received	13	16	81.3%	92.0%	93.1%	92.8%
% of Patients satisfied with the time they had to wait for an appointment	16	16	100.0%	88.8%	89.5%	88.7%

* This is based on patients treated on this contract for their most recent course of treatment. Figures in italics indicate the base number of FP17s or Patient Questionnaire responses are less than 100. N/A is shown where the base number of responses is less than 10 during the period. % is calculated as Quantity/Base number*100

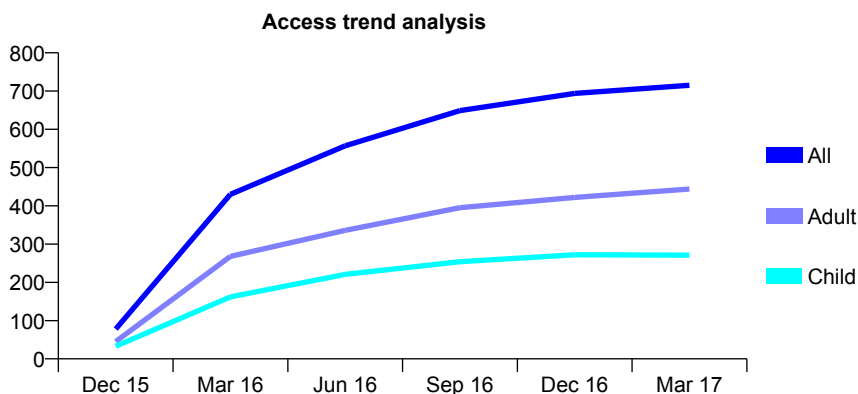
Q45 - Vital Signs At a Glance Contract Report for 198005/0001 - March 2017

Name or company name	Stoney Field Dental Practice
Contract type name	GDS Contract
Purpose of contract	General
Contract start date	01/11/2015
Contract end date	

16/17 Contracted general activity (UDA)	2,853
Carry forward general activity (UDA)	11
16/17 Contracted orthodontic activity (UOA)	0
Carry forward orthodontic activity (UOA)	0
Baseline contract value	£80,703.68

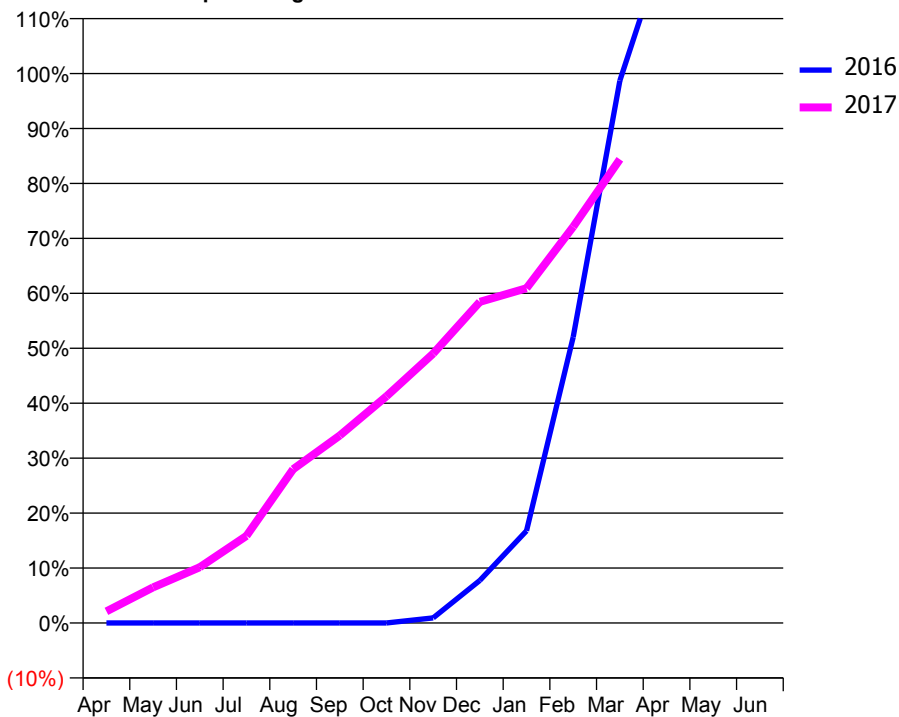
ACCESS*

Patients seen in 24 months	Total	Change since previous quarter
Quarter ending March 2016	430	
Quarter ending June 2016	557	↑
Quarter ending September 2016	649	↑
Quarter ending December 2016	694	↑
Quarter ending March 2017	715	↑
Variance since March 2016	66.3%	↑



ACTIVITY

Cumulative percentage of contracted UDA delivered 2016 & 2017



Month	Adjusted Scheduled Activity (UDA)	
	2016	2017
April	0	61
May	0	185
June	0	290
July	0	452
August	0	798
September	0	974
October	0	1,178
November	11	1,399
December	92	1,667
January	199	1,738
February	617	2,058
March	1,170	2,408
April	1,475	
May	1,478	
June	1,492	

QUALITY

	Quantity	Base Number	Contract	AT	Region	England
% of FP17s for the same patient ID Re-attending within 3 months - Children	18	391	4.6%	13.0%	13.3%	12.3%
% of FP17s for the same patient ID Re-attending within 3 months - Adults	45	606	7.4%	16.3%	17.3%	16.7%
% of FP17s for the same patient ID Re-attending between 3 & 9 months - Children	160	391	40.9%	54.5%	58.9%	57.6%
% of FP17s for the same patient ID Re-attending between 3 & 9 months - Adults	303	606	50.0%	50.2%	52.2%	50.1%
% of FP17s for Band 1 Urgent Courses	28	924	3.0%	8.8%	9.2%	9.1%
% of FP17s Relating to Free Repair or Replacements	8	924	0.9%	1.3%	1.0%	0.8%
% of FP17s Relating to Continuations	13	924	1.4%	1.7%	1.4%	1.2%
% of Patients satisfied with the dentistry they have received	3	3	N/A	92.0%	93.1%	92.8%
% of Patients satisfied with the time they had to wait for an appointment	2	3	N/A	88.8%	89.5%	88.7%

* This is based on patients treated on this contract for their most recent course of treatment. Figures in italics indicate the base number of FP17s or Patient Questionnaire responses are less than 100. N/A is shown where the base number of responses is less than 10 during the period. % is calculated as Quantity/Base number*100

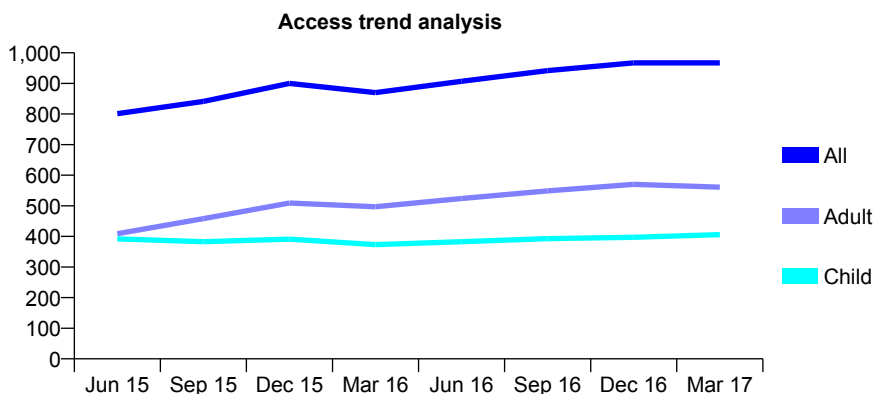
Q45 - Vital Signs At a Glance Contract Report for 199788/0001 - March 2017

Name or company name	Alan Lam Family Dental Practice Ltd.
Contract type name	GDS Contract
Purpose of contract	General
Contract start date	01/04/2009
Contract end date	

16/17 Contracted general activity (UDA)	2,228
Carry forward general activity (UDA)	0
16/17 Contracted orthodontic activity (UOA)	0
Carry forward orthodontic activity (UOA)	0
Baseline contract value	£47,137.65

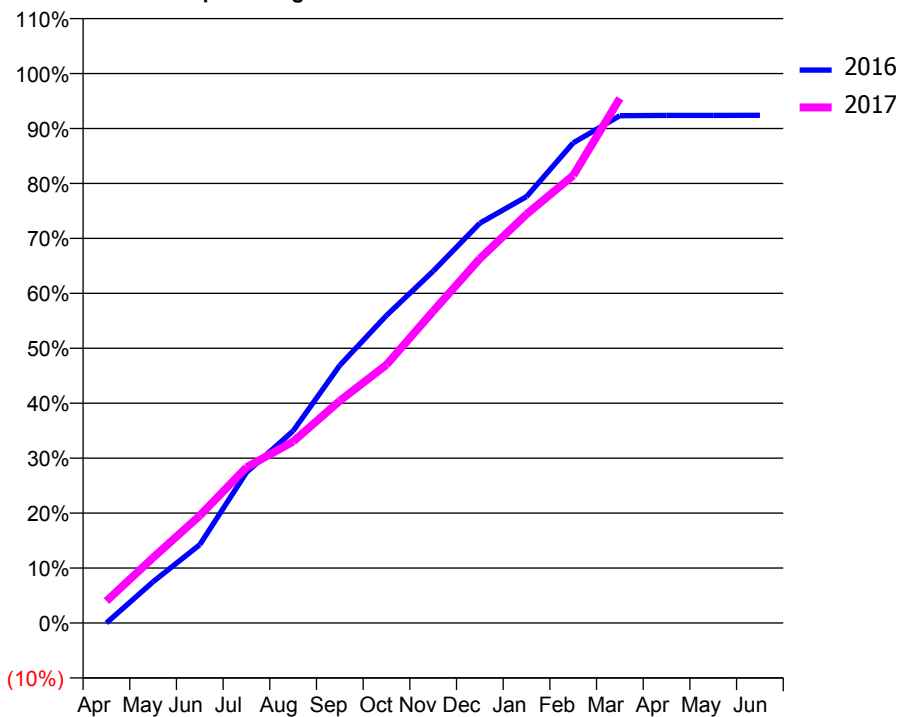
ACCESS*

Patients seen in 24 months	Total	Change since previous quarter
Quarter ending March 2016	870	
Quarter ending June 2016	907	↑
Quarter ending September 2016	942	↑
Quarter ending December 2016	967	↑
Quarter ending March 2017	967	→
Variance since March 2016	11.1%	↑



ACTIVITY

Cumulative percentage of contracted UDA delivered 2016 & 2017



Month	Adjusted Scheduled Activity (UDA)	
	2016	2017
April	0	89
May	168	265
June	318	436
July	611	631
August	779	736
September	1,045	901
October	1,247	1,047
November	1,427	1,264
December	1,621	1,477
January	1,729	1,657
February	1,947	1,815
March	2,057	2,127
April	2,058	
May	2,058	
June	2,059	

QUALITY

	Quantity	Base Number	Contract	AT	Region	England
% of FP17s for the same patient ID Re-attending within 3 months - Children	19	535	3.6%	13.0%	13.3%	12.3%
% of FP17s for the same patient ID Re-attending within 3 months - Adults	42	584	7.2%	16.3%	17.3%	16.7%
% of FP17s for the same patient ID Re-attending between 3 & 9 months - Children	252	535	47.1%	54.5%	58.9%	57.6%
% of FP17s for the same patient ID Re-attending between 3 & 9 months - Adults	263	584	45.0%	50.2%	52.2%	50.1%
% of FP17s for Band 1 Urgent Courses	46	1,113	4.1%	8.8%	9.2%	9.1%
% of FP17s Relating to Free Repair or Replacements	11	1,113	1.0%	1.3%	1.0%	0.8%
% of FP17s Relating to Continuations	6	1,113	0.5%	1.7%	1.4%	1.2%
% of Patients satisfied with the dentistry they have received	0	0	N/A	92.0%	93.1%	92.8%
% of Patients satisfied with the time they had to wait for an appointment	0	0	N/A	88.8%	89.5%	88.7%

* This is based on patients treated on this contract for their most recent course of treatment. Figures in italics indicate the base number of FP17s or Patient Questionnaire responses are less than 100. N/A is shown where the base number of responses is less than 10 during the period. % is calculated as Quantity/Base number*100

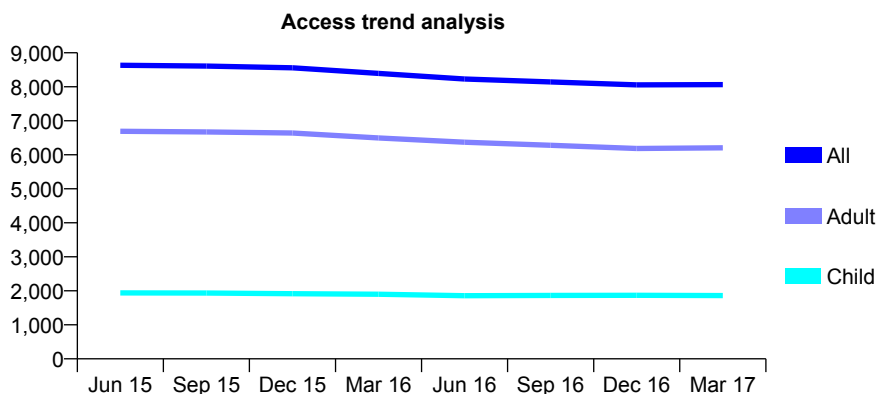
Q45 - Vital Signs At a Glance Contract Report for 203505/0003 - March 2017

Name or company name	MISS J MATHIESON
Contract type name	GDS Contract
Purpose of contract	General
Contract start date	19/12/2011
Contract end date	

16/17 Contracted general activity (UDA)	34,821
Carry forward general activity (UDA)	0
16/17 Contracted orthodontic activity (UOA)	0
Carry forward orthodontic activity (UOA)	0
Baseline contract value	£860,032.19

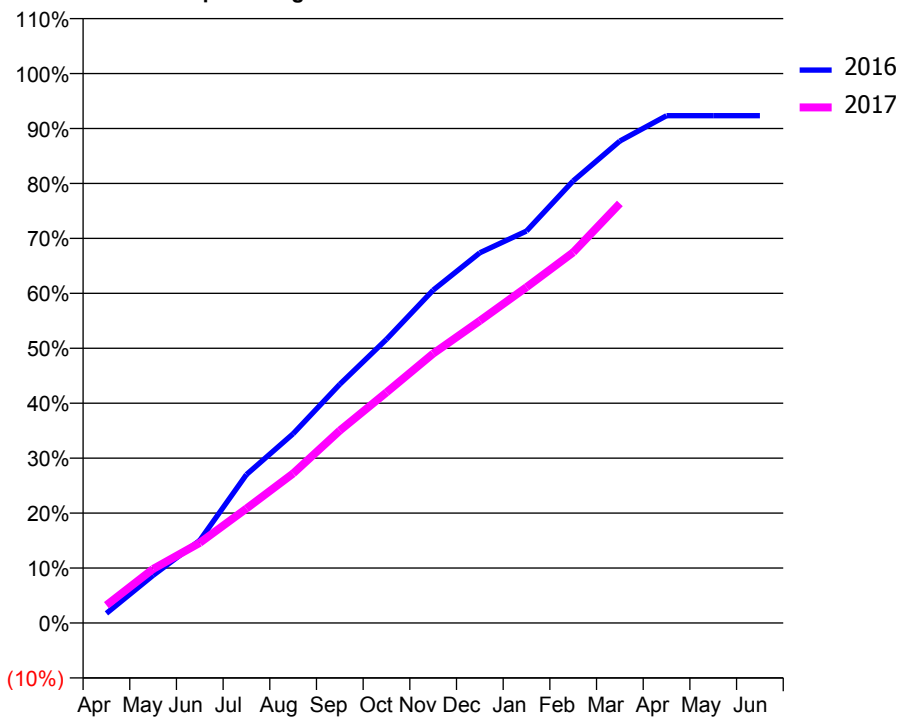
ACCESS*

Patients seen in 24 months	Total	Change since previous quarter
Quarter ending March 2016	8,394	
Quarter ending June 2016	8,229	↓
Quarter ending September 2016	8,145	↓
Quarter ending December 2016	8,055	↓
Quarter ending March 2017	8,066	→
Variance since March 2016	(3.9%)	↓



ACTIVITY

Cumulative percentage of contracted UDA delivered 2016 & 2017



Adjusted Scheduled Activity (UDA)

Month	2016	2017
April	574	1,126
May	2,844	3,425
June	4,935	5,086
July	8,870	7,257
August	11,307	9,477
September	14,261	12,194
October	16,947	14,618
November	19,883	17,070
December	22,111	19,155
January	23,409	21,279
February	26,406	23,484
March	28,786	26,587
April	30,303	
May	30,303	
June	30,303	

QUALITY

	Quantity	Base Number	Contract	AT	Region	England
% of FP17s for the same patient ID Re-attending within 3 months - Children	171	2,285	7.5%	13.0%	13.3%	12.3%
% of FP17s for the same patient ID Re-attending within 3 months - Adults	1,294	7,243	17.9%	16.3%	17.3%	16.7%
% of FP17s for the same patient ID Re-attending between 3 & 9 months - Children	1,041	2,285	45.6%	54.5%	58.9%	57.6%
% of FP17s for the same patient ID Re-attending between 3 & 9 months - Adults	3,063	7,243	42.3%	50.2%	52.2%	50.1%
% of FP17s for Band 1 Urgent Courses	1,069	9,063	11.8%	8.8%	9.2%	9.1%
% of FP17s Relating to Free Repair or Replacements	131	9,063	1.4%	1.3%	1.0%	0.8%
% of FP17s Relating to Continuations	213	9,063	2.4%	1.7%	1.4%	1.2%
% of Patients satisfied with the dentistry they have received	26	27	96.3%	92.0%	93.1%	92.8%
% of Patients satisfied with the time they had to wait for an appointment	26	27	96.3%	88.8%	89.5%	88.7%

* This is based on patients treated on this contract for their most recent course of treatment. Figures in italics indicate the base number of FP17s or Patient Questionnaire responses are less than 100. N/A is shown where the base number of responses is less than 10 during the period. % is calculated as Quantity/Base number*100

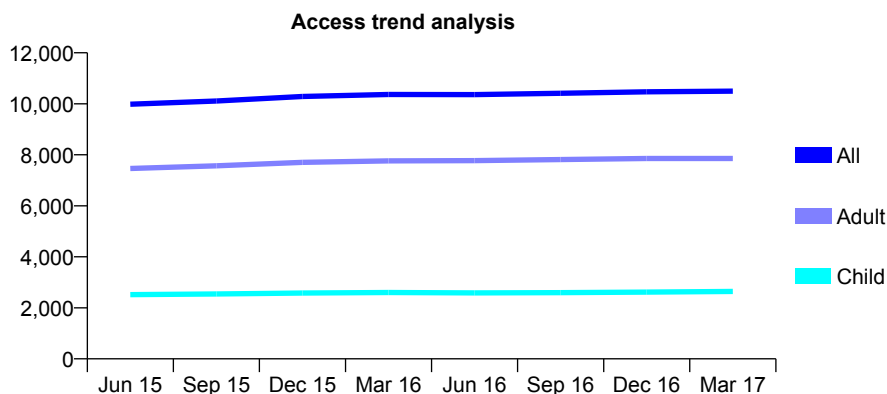
Q45 - Vital Signs At a Glance Contract Report for 209384/0001 - March 2017

Name or company name	MISS L POWELL
Contract type name	GDS Contract
Purpose of contract	General
Contract start date	01/04/2006
Contract end date	

16/17 Contracted general activity (UDA)	30,026
Carry forward general activity (UDA)	661
16/17 Contracted orthodontic activity (UOA)	0
Carry forward orthodontic activity (UOA)	0
Baseline contract value	£686,773.44

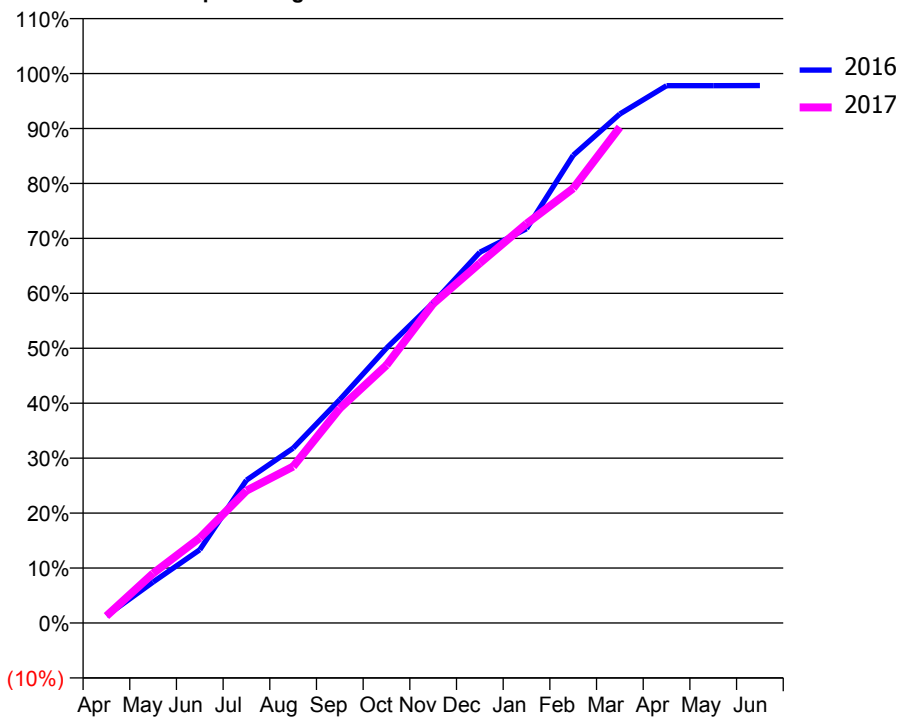
ACCESS*

Patients seen in 24 months	Total	Change since previous quarter
Quarter ending March 2016	10,366	
Quarter ending June 2016	10,362	→
Quarter ending September 2016	10,412	→
Quarter ending December 2016	10,473	→
Quarter ending March 2017	10,496	→
Variance since March 2016	1.3%	→



ACTIVITY

Cumulative percentage of contracted UDA delivered 2016 & 2017



Month	Adjusted Scheduled Activity (UDA)	
	2016	2017
April	400	383
May	2,241	2,712
June	4,004	4,653
July	7,810	7,233
August	9,558	8,553
September	12,209	11,726
October	15,024	14,091
November	17,495	17,447
December	20,263	19,664
January	21,544	21,818
February	25,557	23,749
March	27,815	27,091
April	29,357	
May	29,363	
June	29,365	

QUALITY

	Quantity	Base Number	Contract	AT	Region	England
% of FP17s for the same patient ID Re-attending within 3 months - Children	515	4,313	11.9%	13.0%	13.3%	12.3%
% of FP17s for the same patient ID Re-attending within 3 months - Adults	2,245	11,614	19.3%	16.3%	17.3%	16.7%
% of FP17s for the same patient ID Re-attending between 3 & 9 months - Children	2,322	4,313	53.8%	54.5%	58.9%	57.6%
% of FP17s for the same patient ID Re-attending between 3 & 9 months - Adults	5,664	11,614	48.8%	50.2%	52.2%	50.1%
% of FP17s for Band 1 Urgent Courses	1,870	14,491	12.9%	8.8%	9.2%	9.1%
% of FP17s Relating to Free Repair or Replacements	192	14,491	1.3%	1.3%	1.0%	0.8%
% of FP17s Relating to Continuations	84	14,491	0.6%	1.7%	1.4%	1.2%
% of Patients satisfied with the dentistry they have received	20	22	90.9%	92.0%	93.1%	92.8%
% of Patients satisfied with the time they had to wait for an appointment	18	22	81.8%	88.8%	89.5%	88.7%

* This is based on patients treated on this contract for their most recent course of treatment. Figures in italics indicate the base number of FP17s or Patient Questionnaire responses are less than 100. N/A is shown where the base number of responses is less than 10 during the period. % is calculated as Quantity/Base number*100

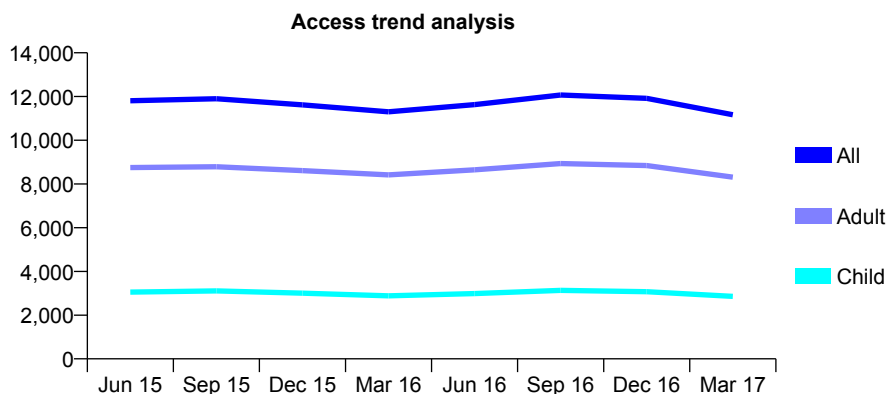
Q45 - Vital Signs At a Glance Contract Report for 210129/0001 - March 2017

Name or company name	Mr B Johnson and Ms F Beaty
Contract type name	GDS Contract
Purpose of contract	General and Orthodontic
Contract start date	01/04/2006
Contract end date	

16/17 Contracted general activity (UDA)	32,845
Carry forward general activity (UDA)	0
16/17 Contracted orthodontic activity (UOA)	316
Carry forward orthodontic activity (UOA)	0
Baseline contract value	£1,049,519.92

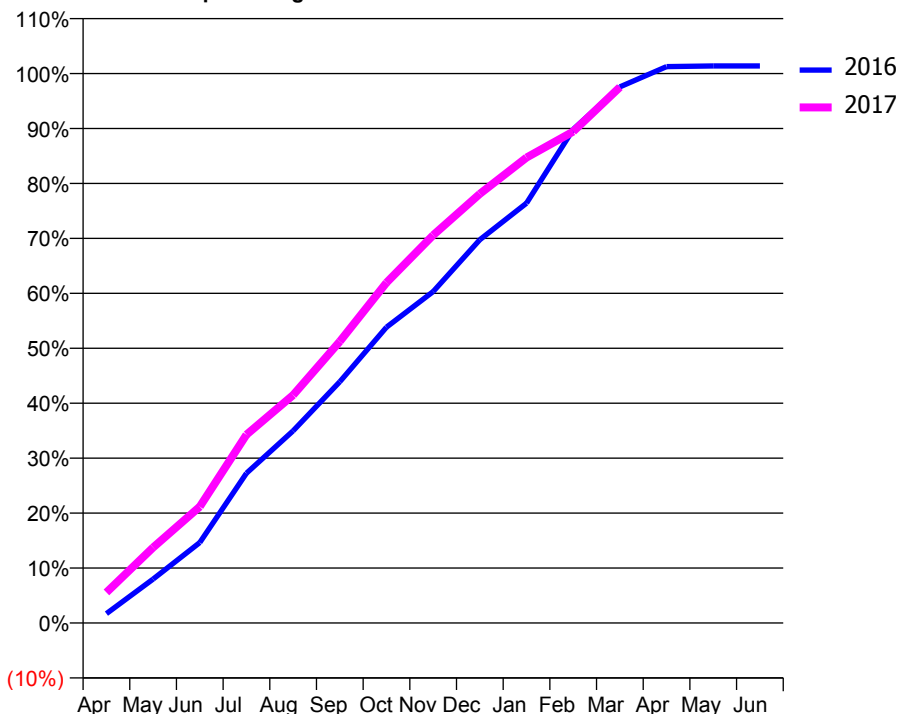
ACCESS*

Patients seen in 24 months	Total	Change since previous quarter
Quarter ending March 2016	11,298	
Quarter ending June 2016	11,630	↑
Quarter ending September 2016	12,068	↑
Quarter ending December 2016	11,914	↓
Quarter ending March 2017	11,169	↓
Variance since March 2016	(1.1%)	↓



ACTIVITY

Cumulative percentage of contracted UDA delivered 2016 & 2017



Month	Adjusted Scheduled Activity (UDA)	
	2016	2017
April	561	1,830
May	2,627	4,518
June	4,808	6,954
July	8,958	11,257
August	11,492	13,622
September	14,425	16,830
October	17,685	20,345
November	19,812	23,184
December	22,909	25,650
January	25,091	27,820
February	29,504	29,374
March	32,045	32,032
April	33,254	
May	33,299	
June	33,299	

QUALITY

	Quantity	Base Number	Contract	AT	Region	England
% of FP17s for the same patient ID Re-attending within 3 months - Children	198	3,553	5.6%	13.0%	13.3%	12.3%
% of FP17s for the same patient ID Re-attending within 3 months - Adults	1,281	9,664	13.3%	16.3%	17.3%	16.7%
% of FP17s for the same patient ID Re-attending between 3 & 9 months - Children	1,475	3,553	41.5%	54.5%	58.9%	57.6%
% of FP17s for the same patient ID Re-attending between 3 & 9 months - Adults	3,675	9,664	38.0%	50.2%	52.2%	50.1%
% of FP17s for Band 1 Urgent Courses	922	11,684	7.9%	8.8%	9.2%	9.1%
% of FP17s Relating to Free Repair or Replacements	163	11,684	1.4%	1.3%	1.0%	0.8%
% of FP17s Relating to Continuations	242	11,684	2.1%	1.7%	1.4%	1.2%
% of Patients satisfied with the dentistry they have received	23	23	100.0%	92.0%	93.1%	92.8%
% of Patients satisfied with the time they had to wait for an appointment	22	23	95.7%	88.8%	89.5%	88.7%

* This is based on patients treated on this contract for their most recent course of treatment. Figures in italics indicate the base number of FP17s or Patient Questionnaire responses are less than 100. N/A is shown where the base number of responses is less than 10 during the period. % is calculated as Quantity/Base number*100

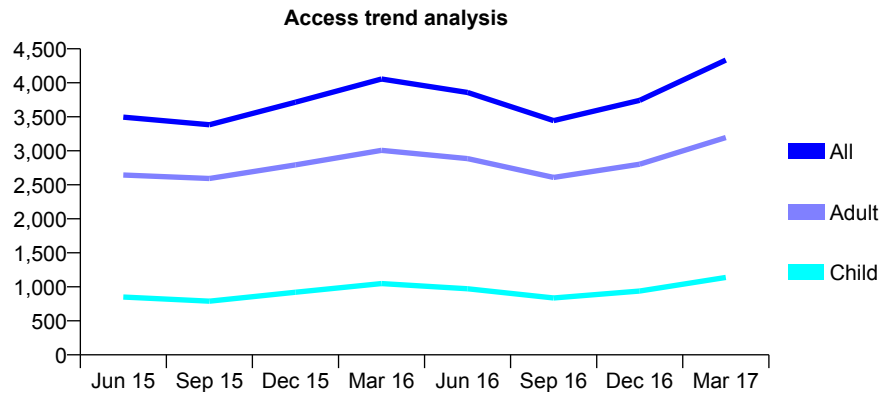
Q45 - Vital Signs At a Glance Contract Report for 210129/0003 - March 2017

Name or company name	Mr B Johnson, Ms F Beaty and Mr A Quinn
Contract type name	GDS Contract
Purpose of contract	General
Contract start date	02/04/2013
Contract end date	

16/17 Contracted general activity (UDA)	9,717
Carry forward general activity (UDA)	0
16/17 Contracted orthodontic activity (UOA)	0
Carry forward orthodontic activity (UOA)	0
Baseline contract value	£269,200.13

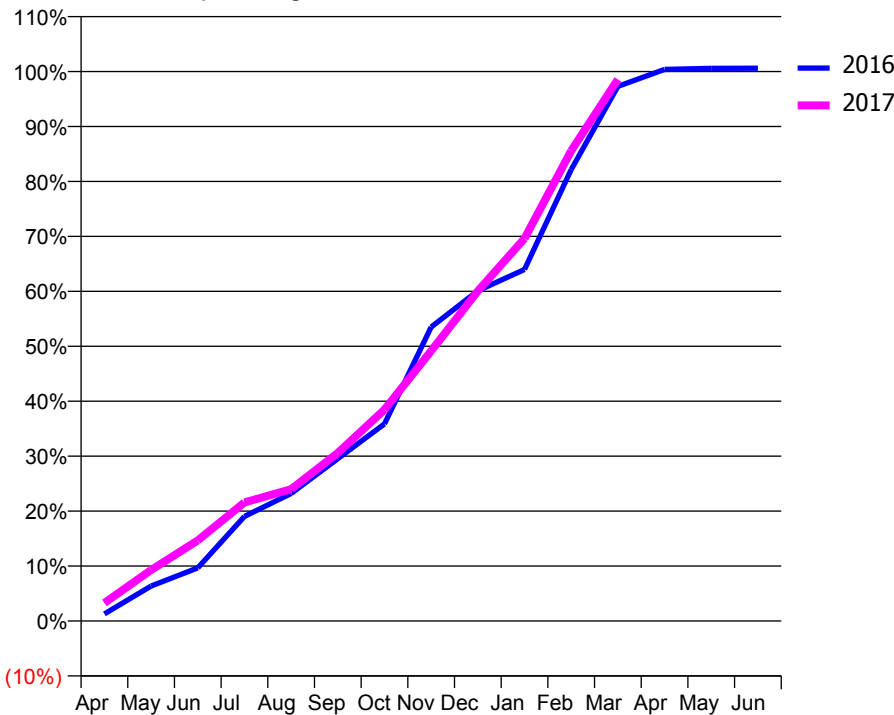
ACCESS*

Patients seen in 24 months	Total	Change since previous quarter
Quarter ending March 2016	4,055	
Quarter ending June 2016	3,857	↓
Quarter ending September 2016	3,445	↓
Quarter ending December 2016	3,742	↑
Quarter ending March 2017	4,335	↑
Variance since March 2016	6.9%	↑



ACTIVITY

Cumulative percentage of contracted UDA delivered 2016 & 2017



Month	Adjusted Scheduled Activity (UDA)	
	2016	2017
April	125	320
May	620	903
June	939	1,425
July	1,850	2,097
August	2,255	2,330
September	2,870	2,971
October	3,487	3,738
November	5,198	4,776
December	5,840	5,836
January	6,217	6,765
February	7,983	8,316
March	9,455	9,578
April	9,754	
May	9,772	
June	9,775	

QUALITY

	Quantity	Base Number	Contract	AT	Region	England
% of FP17s for the same patient ID Re-attending within 3 months - Children	56	1,378	4.1%	13.0%	13.3%	12.3%
% of FP17s for the same patient ID Re-attending within 3 months - Adults	269	3,476	7.7%	16.3%	17.3%	16.7%
% of FP17s for the same patient ID Re-attending between 3 & 9 months - Children	440	1,378	31.9%	54.5%	58.9%	57.6%
% of FP17s for the same patient ID Re-attending between 3 & 9 months - Adults	858	3,476	24.7%	50.2%	52.2%	50.1%
% of FP17s for Band 1 Urgent Courses	468	4,665	10.0%	8.8%	9.2%	9.1%
% of FP17s Relating to Free Repair or Replacements	16	4,665	0.3%	1.3%	1.0%	0.8%
% of FP17s Relating to Continuations	41	4,665	0.9%	1.7%	1.4%	1.2%
% of Patients satisfied with the dentistry they have received	8	10	80.0%	92.0%	93.1%	92.8%
% of Patients satisfied with the time they had to wait for an appointment	8	10	80.0%	88.8%	89.5%	88.7%

* This is based on patients treated on this contract for their most recent course of treatment. Figures in italics indicate the base number of FP17s or Patient Questionnaire responses are less than 100. N/A is shown where the base number of responses is less than 10 during the period. % is calculated as Quantity/Base number*100

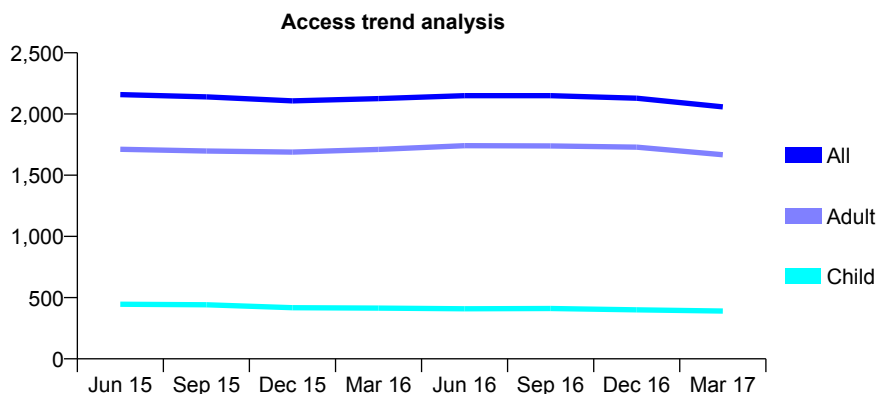
Q45 - Vital Signs At a Glance Contract Report for 214116/0001 - March 2017

Name or company name	Mr Saad Al Haboubi
Contract type name	GDS Contract
Purpose of contract	General
Contract start date	01/04/2006
Contract end date	

16/17 Contracted general activity (UDA)	6,330
Carry forward general activity (UDA)	0
16/17 Contracted orthodontic activity (UOA)	0
Carry forward orthodontic activity (UOA)	0
Baseline contract value	£154,462.59

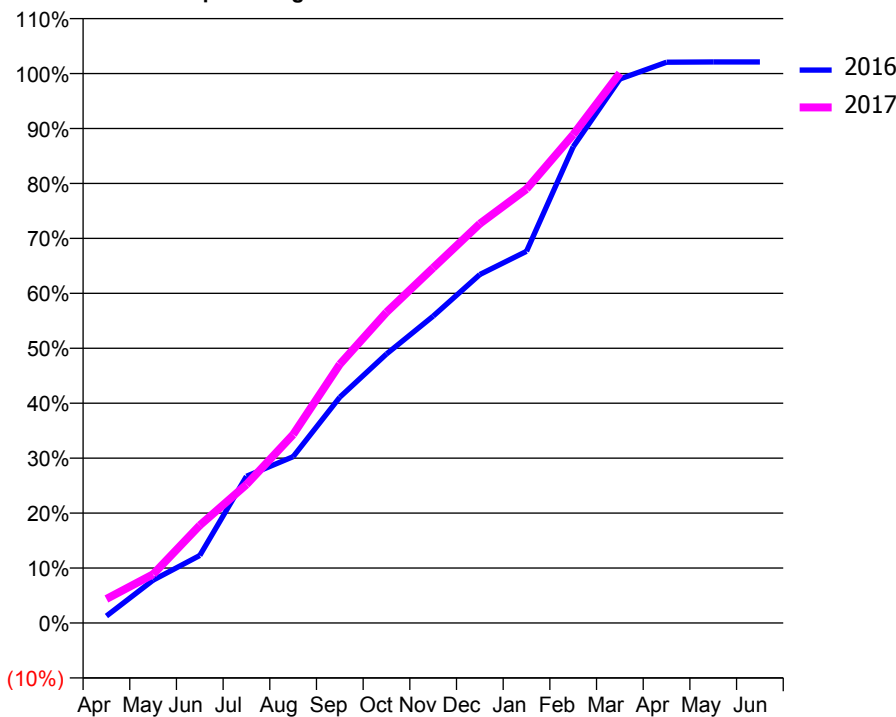
ACCESS*

Patients seen in 24 months	Total	Change since previous quarter
Quarter ending March 2016	2,126	
Quarter ending June 2016	2,150	→
Quarter ending September 2016	2,150	→
Quarter ending December 2016	2,129	→
Quarter ending March 2017	2,058	↓
Variance since March 2016	(3.2%)	↓



ACTIVITY

Cumulative percentage of contracted UDA delivered 2016 & 2017



Month	Adjusted Scheduled Activity (UDA)	
	2016	2017
April	81	277
May	494	562
June	778	1,125
July	1,691	1,595
August	1,916	2,172
September	2,602	2,981
October	3,099	3,581
November	3,536	4,091
December	4,015	4,599
January	4,282	4,999
February	5,486	5,627
March	6,267	6,335
April	6,460	
May	6,463	
June	6,464	

QUALITY

	Quantity	Base Number	Contract	AT	Region	England
% of FP17s for the same patient ID Re-attending within 3 months - Children	53	661	8.0%	13.0%	13.3%	12.3%
% of FP17s for the same patient ID Re-attending within 3 months - Adults	259	2,529	10.2%	16.3%	17.3%	16.7%
% of FP17s for the same patient ID Re-attending between 3 & 9 months - Children	436	661	66.0%	54.5%	58.9%	57.6%
% of FP17s for the same patient ID Re-attending between 3 & 9 months - Adults	1,690	2,529	66.8%	50.2%	52.2%	50.1%
% of FP17s for Band 1 Urgent Courses	115	3,046	3.8%	8.8%	9.2%	9.1%
% of FP17s Relating to Free Repair or Replacements	16	3,046	0.5%	1.3%	1.0%	0.8%
% of FP17s Relating to Continuations	68	3,046	2.2%	1.7%	1.4%	1.2%
% of Patients satisfied with the dentistry they have received	15	16	93.8%	92.0%	93.1%	92.8%
% of Patients satisfied with the time they had to wait for an appointment	16	16	100.0%	88.8%	89.5%	88.7%

* This is based on patients treated on this contract for their most recent course of treatment. Figures in italics indicate the base number of FP17s or Patient Questionnaire responses are less than 100. N/A is shown where the base number of responses is less than 10 during the period. % is calculated as Quantity/Base number*100

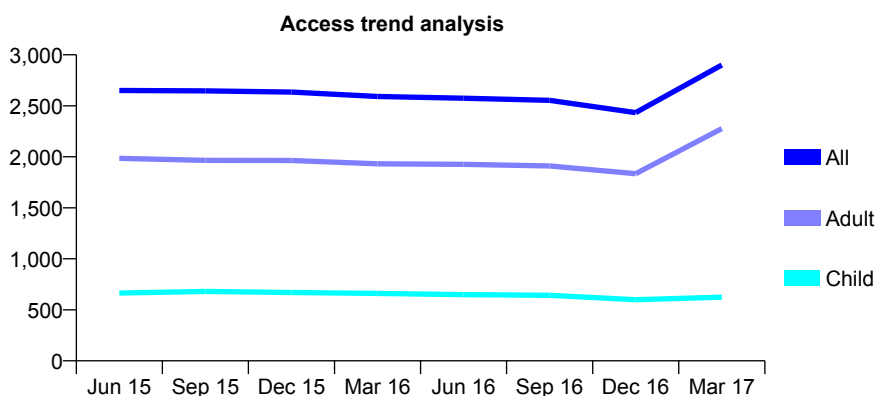
Q45 - Vital Signs At a Glance Contract Report for 214434/0001 - March 2017

Name or company name	Ladhar, Ladhar and Goulding
Contract type name	GDS Contract
Purpose of contract	General
Contract start date	01/04/2006
Contract end date	

16/17 Contracted general activity (UDA)	9,054
Carry forward general activity (UDA)	0
16/17 Contracted orthodontic activity (UOA)	0
Carry forward orthodontic activity (UOA)	0
Baseline contract value	£196,880.75

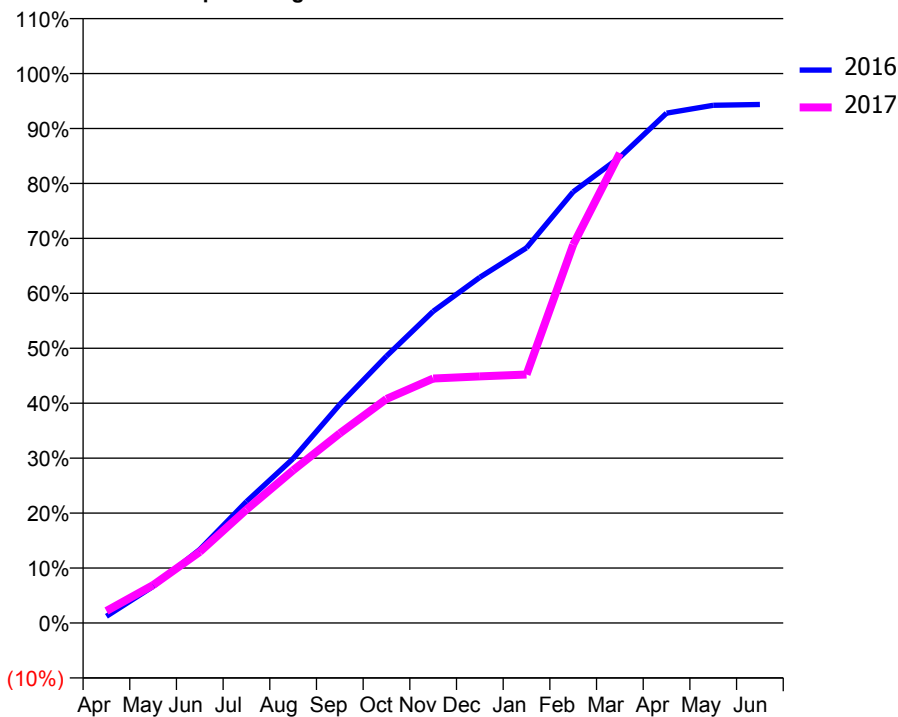
ACCESS*

Patients seen in 24 months	Total	Change since previous quarter
Quarter ending March 2016	2,592	
Quarter ending June 2016	2,575	→
Quarter ending September 2016	2,553	→
Quarter ending December 2016	2,433	↓
Quarter ending March 2017	2,900	↑
Variance since March 2016	11.9%	↑



ACTIVITY

Cumulative percentage of contracted UDA delivered 2016 & 2017



Adjusted Scheduled Activity (UDA)

Month	2016	2017
April	110	198
May	603	624
June	1,213	1,172
July	2,001	1,869
August	2,709	2,516
September	3,602	3,126
October	4,398	3,693
November	5,137	4,028
December	5,695	4,065
January	6,183	4,094
February	7,104	6,233
March	7,675	7,743
April	8,400	
May	8,531	
June	8,543	

QUALITY

	Quantity	Base Number	Contract	AT	Region	England
% of FP17s for the same patient ID Re-attending within 3 months - Children	81	899	9.0%	13.0%	13.3%	12.3%
% of FP17s for the same patient ID Re-attending within 3 months - Adults	471	2,672	17.6%	16.3%	17.3%	16.7%
% of FP17s for the same patient ID Re-attending between 3 & 9 months - Children	452	899	50.3%	54.5%	58.9%	57.6%
% of FP17s for the same patient ID Re-attending between 3 & 9 months - Adults	900	2,672	33.7%	50.2%	52.2%	50.1%
% of FP17s for Band 1 Urgent Courses	263	3,348	7.9%	8.8%	9.2%	9.1%
% of FP17s Relating to Free Repair or Replacements	84	3,348	2.5%	1.3%	1.0%	0.8%
% of FP17s Relating to Continuations	148	3,348	4.4%	1.7%	1.4%	1.2%
% of Patients satisfied with the dentistry they have received	9	10	90.0%	92.0%	93.1%	92.8%
% of Patients satisfied with the time they had to wait for an appointment	9	10	90.0%	88.8%	89.5%	88.7%

* This is based on patients treated on this contract for their most recent course of treatment. Figures in italics indicate the base number of FP17s or Patient Questionnaire responses are less than 100. N/A is shown where the base number of responses is less than 10 during the period. % is calculated as Quantity/Base number*100

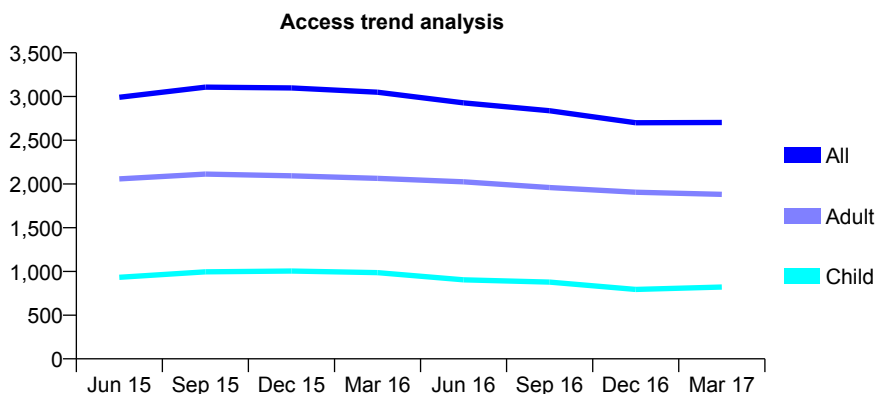
Q45 - Vital Signs At a Glance Contract Report for 224340/0001 - March 2017

Name or company name	MR T PUTTICK
Contract type name	PDS Contract
Purpose of contract	General and Orthodontic
Contract start date	01/04/2006
Contract end date	

16/17 Contracted general activity (UDA)	7,015
Carry forward general activity (UDA)	0
16/17 Contracted orthodontic activity (UOA)	420
Carry forward orthodontic activity (UOA)	0
Baseline contract value	£238,675.41

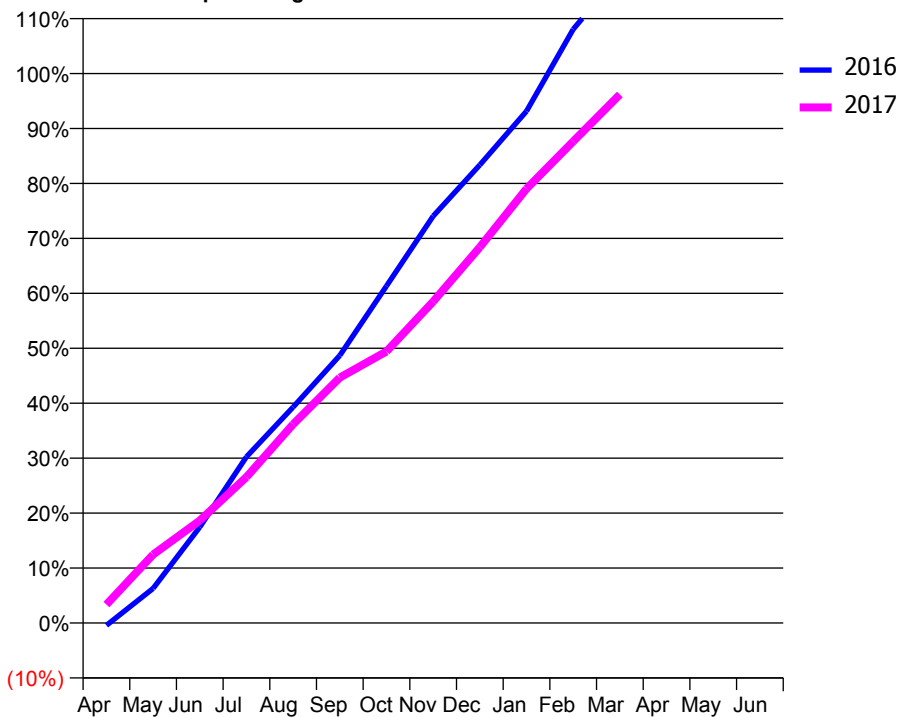
ACCESS*

Patients seen in 24 months	Total	Change since previous quarter
Quarter ending March 2016	3,050	
Quarter ending June 2016	2,928	↓
Quarter ending September 2016	2,837	↓
Quarter ending December 2016	2,700	↓
Quarter ending March 2017	2,703	→
Variance since March 2016	(11.4%)	↓



ACTIVITY

Cumulative percentage of contracted UDA delivered 2016 & 2017



Month	Adjusted Scheduled Activity (UDA)	
	2016	2017
April	-32	237
May	442	875
June	1,224	1,308
July	2,121	1,863
August	2,757	2,538
September	3,416	3,133
October	4,302	3,467
November	5,195	4,104
December	5,848	4,798
January	6,534	5,544
February	7,579	6,147
March	8,281	6,746
April	8,831	
May	8,826	
June	8,823	

QUALITY

	Quantity	Base Number	Contract	AT	Region	England
% of FP17s for the same patient ID Re-attending within 3 months - Children	107	1,473	7.3%	13.0%	13.3%	12.3%
% of FP17s for the same patient ID Re-attending within 3 months - Adults	175	2,300	7.6%	16.3%	17.3%	16.7%
% of FP17s for the same patient ID Re-attending between 3 & 9 months - Children	620	1,473	42.1%	54.5%	58.9%	57.6%
% of FP17s for the same patient ID Re-attending between 3 & 9 months - Adults	1,263	2,300	54.9%	50.2%	52.2%	50.1%
% of FP17s for Band 1 Urgent Courses	62	3,472	1.8%	8.8%	9.2%	9.1%
% of FP17s Relating to Free Repair or Replacements	32	3,472	0.9%	1.3%	1.0%	0.8%
% of FP17s Relating to Continuations	30	3,472	0.9%	1.7%	1.4%	1.2%
% of Patients satisfied with the dentistry they have received	6	7	N/A	92.0%	93.1%	92.8%
% of Patients satisfied with the time they had to wait for an appointment	6	7	N/A	88.8%	89.5%	88.7%

* This is based on patients treated on this contract for their most recent course of treatment. Figures in italics indicate the base number of FP17s or Patient Questionnaire responses are less than 100. N/A is shown where the base number of responses is less than 10 during the period. % is calculated as Quantity/Base number*100

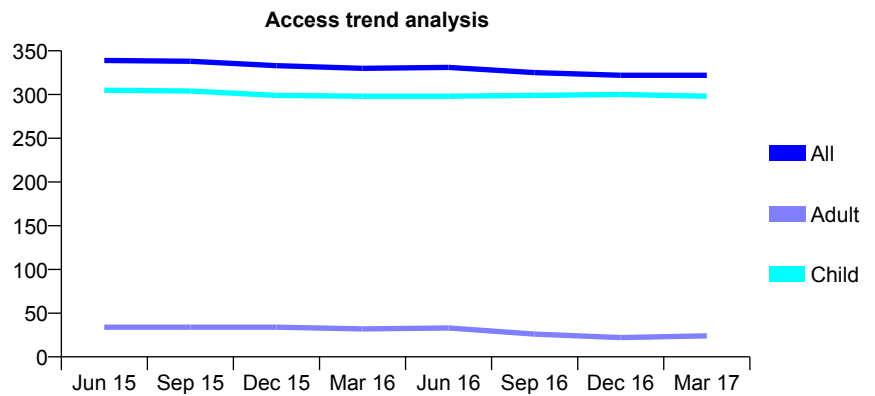
Q45 - Vital Signs At a Glance Contract Report for 235482/0001 - March 2017

Name or company name	MR C WENHAM
Contract type name	GDS Contract
Purpose of contract	General and Orthodontic
Contract start date	01/04/2006
Contract end date	

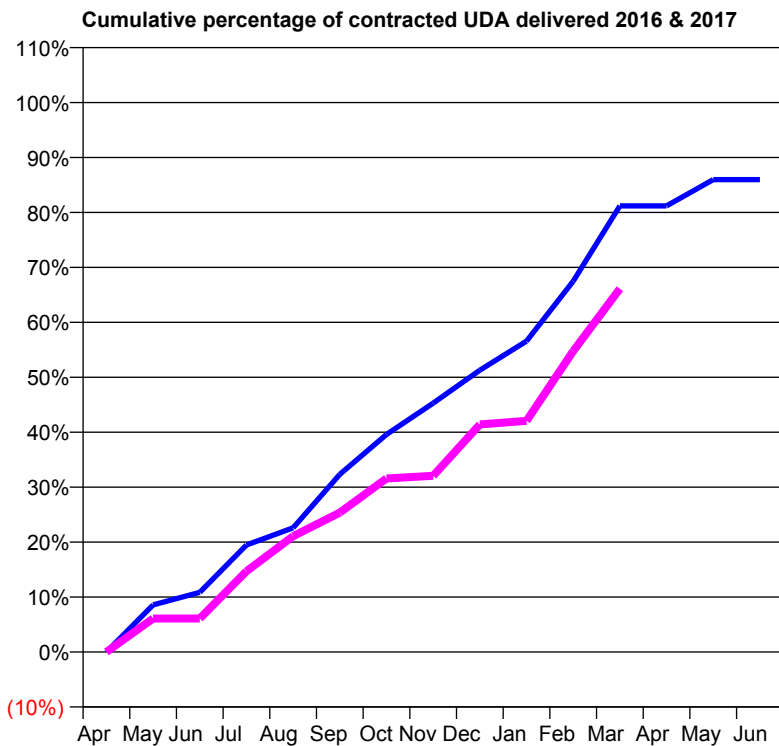
16/17 Contracted general activity (UDA)	1,050
Carry forward general activity (UDA)	0
16/17 Contracted orthodontic activity (UOA)	0
Carry forward orthodontic activity (UOA)	0
Baseline contract value	£17,712.26

ACCESS*

Patients seen in 24 months	Total	Change since previous quarter
Quarter ending March 2016	330	
Quarter ending June 2016	331	→
Quarter ending September 2016	325	↓
Quarter ending December 2016	322	→
Quarter ending March 2017	322	→
Variance since March 2016	(2.4%)	↓



ACTIVITY



Month	Adjusted Scheduled Activity (UDA)	
	2016	2017
April	0	0
May	90	64
June	114	64
July	204	154
August	237	221
September	340	266
October	416	332
November	476	337
December	539	435
January	594	442
February	708	575
March	852	694
April	852	
May	903	
June	903	

QUALITY

	Quantity	Base Number	Contract	AT	Region	England
% of FP17s for the same patient ID Re-attending within 3 months - Children	22	396	5.6%	13.0%	13.3%	12.3%
% of FP17s for the same patient ID Re-attending within 3 months - Adults	3	8	37.5%	16.3%	17.3%	16.7%
% of FP17s for the same patient ID Re-attending between 3 & 9 months - Children	228	396	57.6%	54.5%	58.9%	57.6%
% of FP17s for the same patient ID Re-attending between 3 & 9 months - Adults	1	8	12.5%	50.2%	52.2%	50.1%
% of FP17s for Band 1 Urgent Courses	6	375	1.6%	8.8%	9.2%	9.1%
% of FP17s Relating to Free Repair or Replacements	0	375	0.0%	1.3%	1.0%	0.8%
% of FP17s Relating to Continuations	0	375	0.0%	1.7%	1.4%	1.2%
% of Patients satisfied with the dentistry they have received	0	0	N/A	92.0%	93.1%	92.8%
% of Patients satisfied with the time they had to wait for an appointment	0	0	N/A	88.8%	89.5%	88.7%

* This is based on patients treated on this contract for their most recent course of treatment. Figures in italics indicate the base number of FP17s or Patient Questionnaire responses are less than 100. N/A is shown where the base number of responses is less than 10 during the period. % is calculated as Quantity/Base number*100

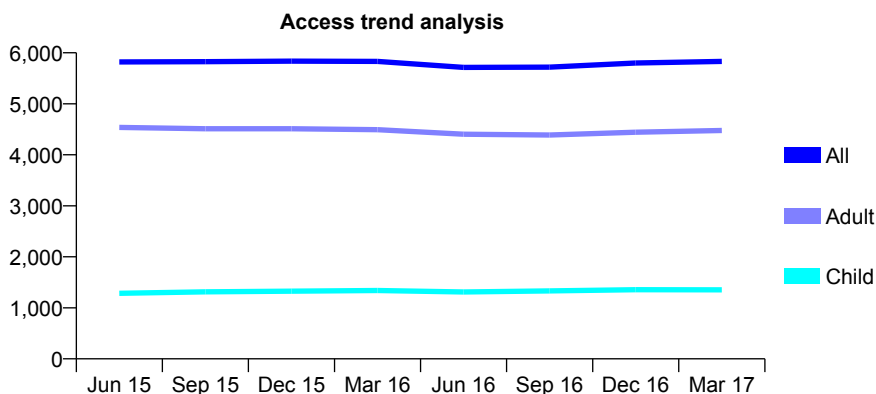
Q45 - Vital Signs At a Glance Contract Report for 278734/0001 - March 2017

Name or company name	MR NK DIDDEE
Contract type name	PDS Plus Contract
Purpose of contract	General
Contract start date	01/02/2010
Contract end date	31/01/2020

16/17 Contracted general activity (UDA)	16,000
Carry forward general activity (UDA)	0
16/17 Contracted orthodontic activity (UOA)	0
Carry forward orthodontic activity (UOA)	0
Baseline contract value	£444,010.58

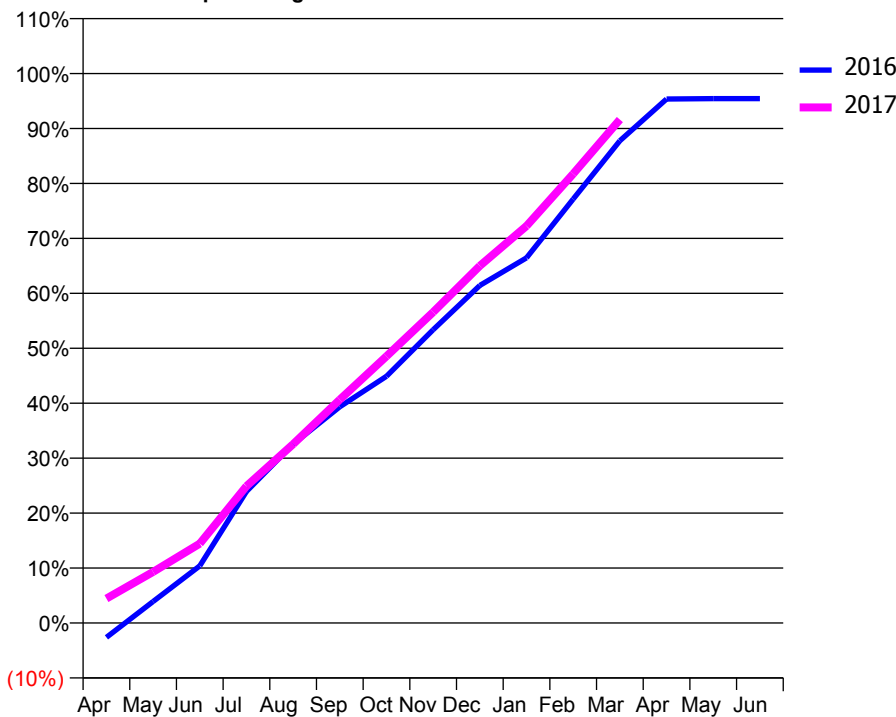
ACCESS*

Patients seen in 24 months	Total	Change since previous quarter
Quarter ending March 2016	5,831	
Quarter ending June 2016	5,713	↓
Quarter ending September 2016	5,720	→
Quarter ending December 2016	5,800	→
Quarter ending March 2017	5,832	→
Variance since March 2016	0.0%	→



ACTIVITY

Cumulative percentage of contracted UDA delivered 2016 & 2017



Month	Adjusted Scheduled Activity (UDA)	
	2016	2017
April	-422	711
May	628	1,489
June	1,665	2,314
July	3,832	3,985
August	5,209	5,207
September	6,297	6,505
October	7,186	7,769
November	8,541	9,053
December	9,828	10,401
January	10,632	11,561
February	12,345	13,079
March	14,041	14,659
April	15,257	
May	15,269	
June	15,268	

QUALITY

	Quantity	Base Number	Contract	AT	Region	England
% of FP17s for the same patient ID Re-attending within 3 months - Children	141	2,006	7.0%	13.0%	13.3%	12.3%
% of FP17s for the same patient ID Re-attending within 3 months - Adults	798	6,003	13.3%	16.3%	17.3%	16.7%
% of FP17s for the same patient ID Re-attending between 3 & 9 months - Children	1,145	2,006	57.1%	54.5%	58.9%	57.6%
% of FP17s for the same patient ID Re-attending between 3 & 9 months - Adults	3,126	6,003	52.1%	50.2%	52.2%	50.1%
% of FP17s for Band 1 Urgent Courses	518	6,888	7.5%	8.8%	9.2%	9.1%
% of FP17s Relating to Free Repair or Replacements	47	6,888	0.7%	1.3%	1.0%	0.8%
% of FP17s Relating to Continuations	72	6,888	1.0%	1.7%	1.4%	1.2%
% of Patients satisfied with the dentistry they have received	23	24	95.8%	92.0%	93.1%	92.8%
% of Patients satisfied with the time they had to wait for an appointment	22	24	91.7%	88.8%	89.5%	88.7%

* This is based on patients treated on this contract for their most recent course of treatment. Figures in italics indicate the base number of FP17s or Patient Questionnaire responses are less than 100. N/A is shown where the base number of responses is less than 10 during the period. % is calculated as Quantity/Base number*100

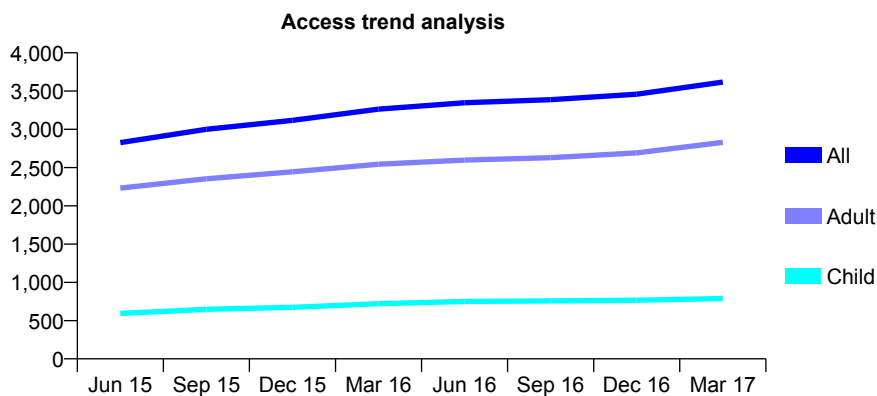
Q45 - Vital Signs At a Glance Contract Report for 278734/0002 - March 2017

Name or company name	MR NK DIDDEE
Contract type name	GDS Contract
Purpose of contract	General
Contract start date	01/04/2013
Contract end date	

16/17 Contracted general activity (UDA)	12,341
Carry forward general activity (UDA)	0
16/17 Contracted orthodontic activity (UOA)	0
Carry forward orthodontic activity (UOA)	0
Baseline contract value	£315,712.20

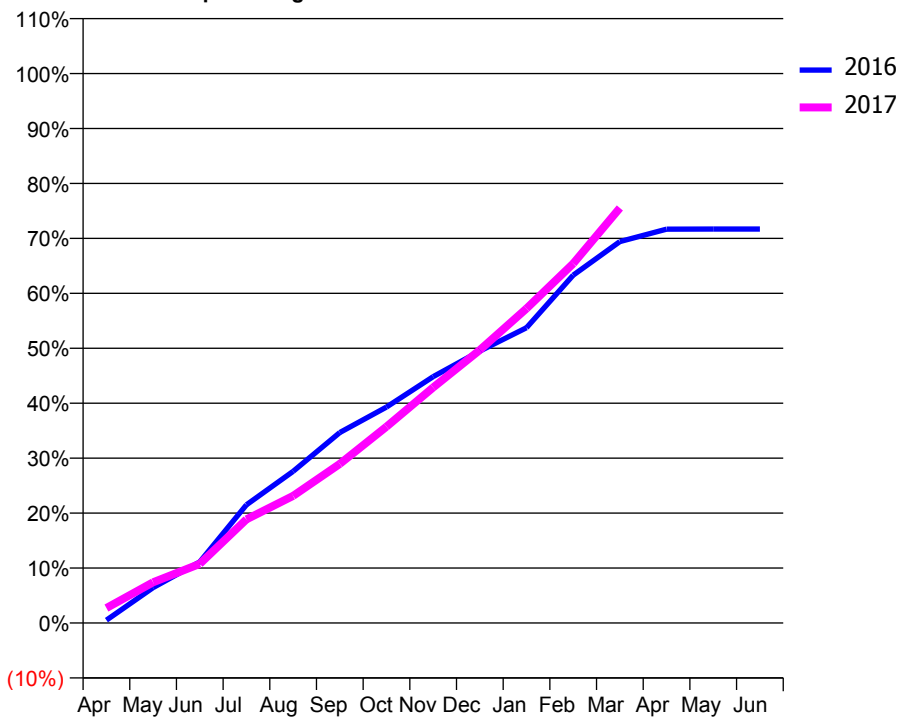
ACCESS*

Patients seen in 24 months	Total	Change since previous quarter
Quarter ending March 2016	3,263	
Quarter ending June 2016	3,348	↑
Quarter ending September 2016	3,387	→
Quarter ending December 2016	3,458	↑
Quarter ending March 2017	3,617	↑
Variance since March 2016	10.8%	↑



ACTIVITY

Cumulative percentage of contracted UDA delivered 2016 & 2017



Month	Adjusted Scheduled Activity (UDA)	
	2016	2017
April	65	336
May	794	915
June	1,373	1,328
July	2,655	2,329
August	3,408	2,854
September	4,277	3,575
October	4,851	4,410
November	5,534	5,291
December	6,108	6,133
January	6,631	7,065
February	7,813	8,073
March	8,566	9,322
April	8,846	
May	8,847	
June	8,847	

QUALITY

	Quantity	Base Number	Contract	AT	Region	England
% of FP17s for the same patient ID Re-attending within 3 months - Children	89	1,065	8.4%	13.0%	13.3%	12.3%
% of FP17s for the same patient ID Re-attending within 3 months - Adults	448	3,370	13.3%	16.3%	17.3%	16.7%
% of FP17s for the same patient ID Re-attending between 3 & 9 months - Children	515	1,065	48.4%	54.5%	58.9%	57.6%
% of FP17s for the same patient ID Re-attending between 3 & 9 months - Adults	1,403	3,370	41.6%	50.2%	52.2%	50.1%
% of FP17s for Band 1 Urgent Courses	276	3,964	7.0%	8.8%	9.2%	9.1%
% of FP17s Relating to Free Repair or Replacements	34	3,964	0.9%	1.3%	1.0%	0.8%
% of FP17s Relating to Continuations	55	3,964	1.4%	1.7%	1.4%	1.2%
% of Patients satisfied with the dentistry they have received	17	17	100.0%	92.0%	93.1%	92.8%
% of Patients satisfied with the time they had to wait for an appointment	16	17	94.1%	88.8%	89.5%	88.7%

* This is based on patients treated on this contract for their most recent course of treatment. Figures in italics indicate the base number of FP17s or Patient Questionnaire responses are less than 100. N/A is shown where the base number of responses is less than 10 during the period. % is calculated as Quantity/Base number*100

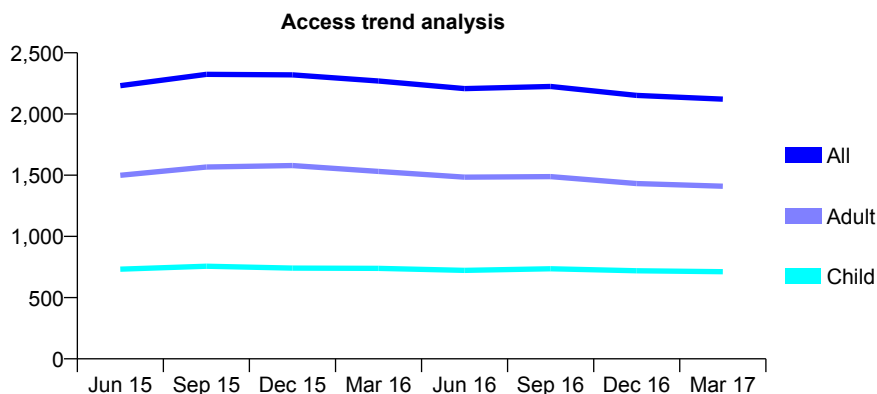
Q45 - Vital Signs At a Glance Contract Report for 279145/0001 - March 2017

Name or company name	MR AK ZARKADIS
Contract type name	GDS Contract
Purpose of contract	General
Contract start date	20/09/2010
Contract end date	

16/17 Contracted general activity (UDA)	5,795
Carry forward general activity (UDA)	0
16/17 Contracted orthodontic activity (UOA)	0
Carry forward orthodontic activity (UOA)	0
Baseline contract value	£131,575.42

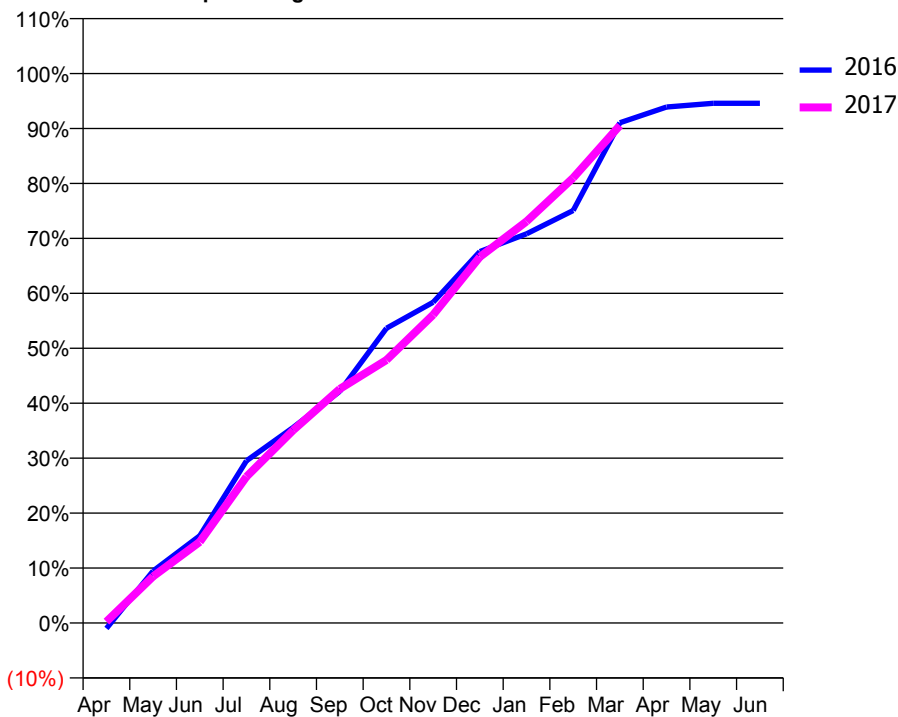
ACCESS*

Patients seen in 24 months	Total	Change since previous quarter
Quarter ending March 2016	2,270	
Quarter ending June 2016	2,207	↓
Quarter ending September 2016	2,225	→
Quarter ending December 2016	2,152	↓
Quarter ending March 2017	2,122	↓
Variance since March 2016	(6.5%)	↓



ACTIVITY

Cumulative percentage of contracted UDA delivered 2016 & 2017



Month	Adjusted Scheduled Activity (UDA)	
	2016	2017
April	-58	15
May	549	492
June	921	856
July	1,710	1,544
August	2,062	2,033
September	2,444	2,468
October	3,108	2,774
November	3,383	3,251
December	3,918	3,860
January	4,104	4,235
February	4,350	4,695
March	5,275	5,248
April	5,441	
May	5,481	
June	5,481	

QUALITY

	Quantity	Base Number	Contract	AT	Region	England
% of FP17s for the same patient ID Re-attending within 3 months - Children	74	959	7.7%	13.0%	13.3%	12.3%
% of FP17s for the same patient ID Re-attending within 3 months - Adults	199	1,602	12.4%	16.3%	17.3%	16.7%
% of FP17s for the same patient ID Re-attending between 3 & 9 months - Children	512	959	53.4%	54.5%	58.9%	57.6%
% of FP17s for the same patient ID Re-attending between 3 & 9 months - Adults	841	1,602	52.5%	50.2%	52.2%	50.1%
% of FP17s for Band 1 Urgent Courses	108	2,466	4.4%	8.8%	9.2%	9.1%
% of FP17s Relating to Free Repair or Replacements	13	2,466	0.5%	1.3%	1.0%	0.8%
% of FP17s Relating to Continuations	45	2,466	1.8%	1.7%	1.4%	1.2%
% of Patients satisfied with the dentistry they have received	6	8	N/A	92.0%	93.1%	92.8%
% of Patients satisfied with the time they had to wait for an appointment	6	8	N/A	88.8%	89.5%	88.7%

* This is based on patients treated on this contract for their most recent course of treatment. Figures in italics indicate the base number of FP17s or Patient Questionnaire responses are less than 100. N/A is shown where the base number of responses is less than 10 during the period. % is calculated as Quantity/Base number*100

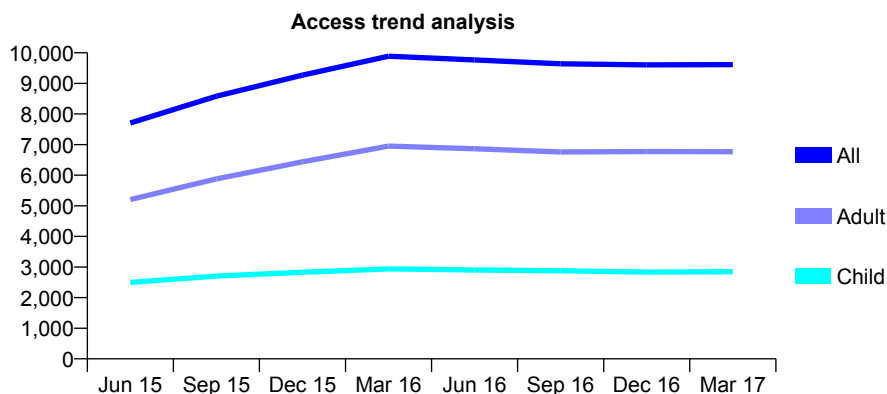
Q45 - Vital Signs At a Glance Contract Report for 298735/0001 - March 2017

Name or company name	MR A HUSSAIN
Contract type name	Pilot Contract
Purpose of contract	General
Contract start date	31/03/2014
Contract end date	

16/17 Contracted general activity (UDA)	43,820
Carry forward general activity (UDA)	0
16/17 Contracted orthodontic activity (UOA)	0
Carry forward orthodontic activity (UOA)	0
Baseline contract value	£1,252,369.74

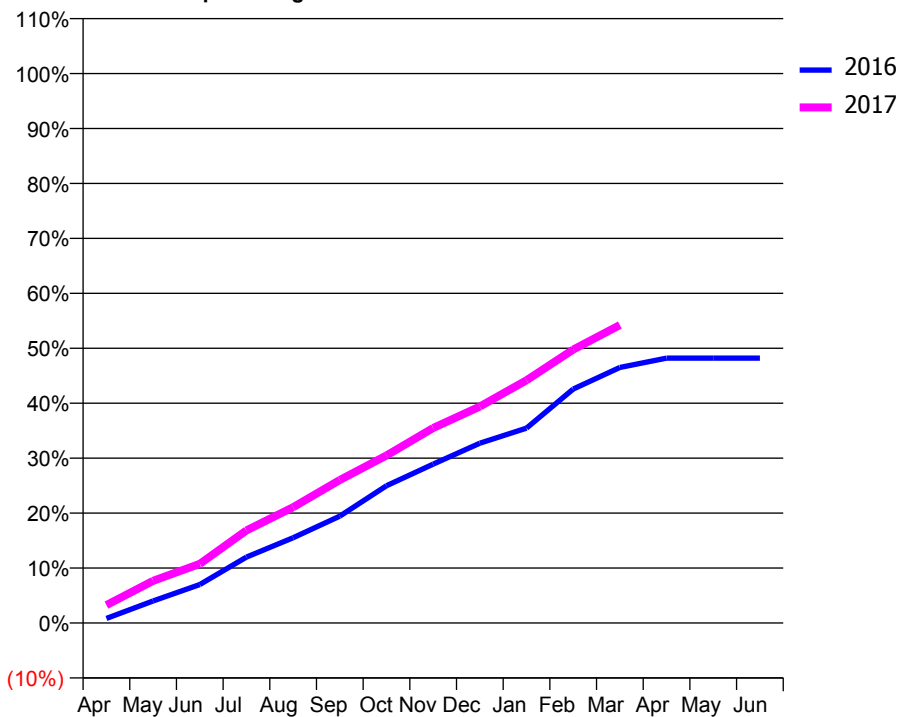
ACCESS*

Patients seen in 24 months	Total	Change since previous quarter
Quarter ending March 2016	9,890	
Quarter ending June 2016	9,769	↓
Quarter ending September 2016	9,639	↓
Quarter ending December 2016	9,607	→
Quarter ending March 2017	9,615	→
Variance since March 2016	(2.8%)	↓



ACTIVITY

Cumulative percentage of contracted UDA delivered 2016 & 2017



Month	Adjusted Scheduled Activity (UDA)	
	2016	2017
April	370	1,427
May	1,757	3,365
June	3,065	4,712
July	5,257	7,383
August	6,799	9,240
September	8,521	11,402
October	10,953	13,365
November	12,675	15,554
December	14,340	17,263
January	15,546	19,354
February	18,662	21,802
March	20,375	23,758
April	21,125	
May	21,126	
June	21,128	

QUALITY

	Quantity	Base Number	Contract	AT	Region	England
% of FP17s for the same patient ID Re-attending within 3 months - Children	356	3,639	9.8%	13.0%	13.3%	12.3%
% of FP17s for the same patient ID Re-attending within 3 months - Adults	1,504	7,657	19.6%	16.3%	17.3%	16.7%
% of FP17s for the same patient ID Re-attending between 3 & 9 months - Children	1,668	3,639	45.8%	54.5%	58.9%	57.6%
% of FP17s for the same patient ID Re-attending between 3 & 9 months - Adults	2,435	7,657	31.8%	50.2%	52.2%	50.1%
% of FP17s for Band 1 Urgent Courses	962	10,922	8.8%	8.8%	9.2%	9.1%
% of FP17s Relating to Free Repair or Replacements	145	10,922	1.3%	1.3%	1.0%	0.8%
% of FP17s Relating to Continuations	203	10,922	1.9%	1.7%	1.4%	1.2%
% of Patients satisfied with the dentistry they have received	13	15	86.7%	92.0%	93.1%	92.8%
% of Patients satisfied with the time they had to wait for an appointment	11	15	73.3%	88.8%	89.5%	88.7%

* This is based on patients treated on this contract for their most recent course of treatment. Figures in italics indicate the base number of FP17s or Patient Questionnaire responses are less than 100. N/A is shown where the base number of responses is less than 10 during the period. % is calculated as Quantity/Base number*100

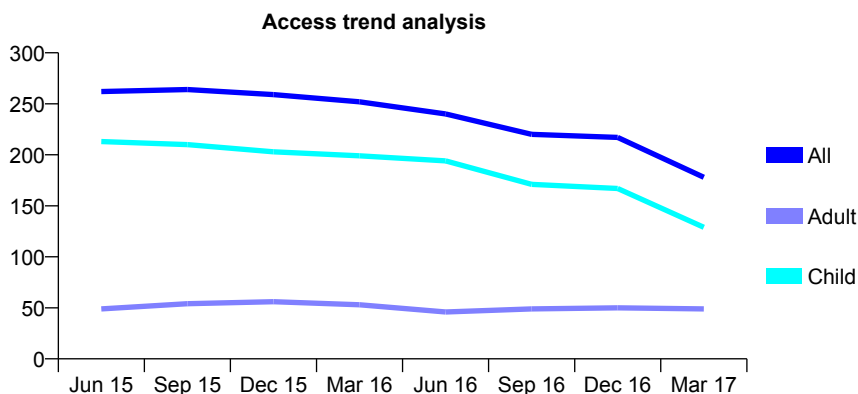
Q45 - Vital Signs At a Glance Contract Report for 307483/0001 - March 2017

Name or company name	MR MB SPICER
Contract type name	GDS Contract
Purpose of contract	General
Contract start date	01/04/2006
Contract end date	

16/17 Contracted general activity (UDA)	404
Carry forward general activity (UDA)	0
16/17 Contracted orthodontic activity (UOA)	0
Carry forward orthodontic activity (UOA)	0
Baseline contract value	£7,501.99

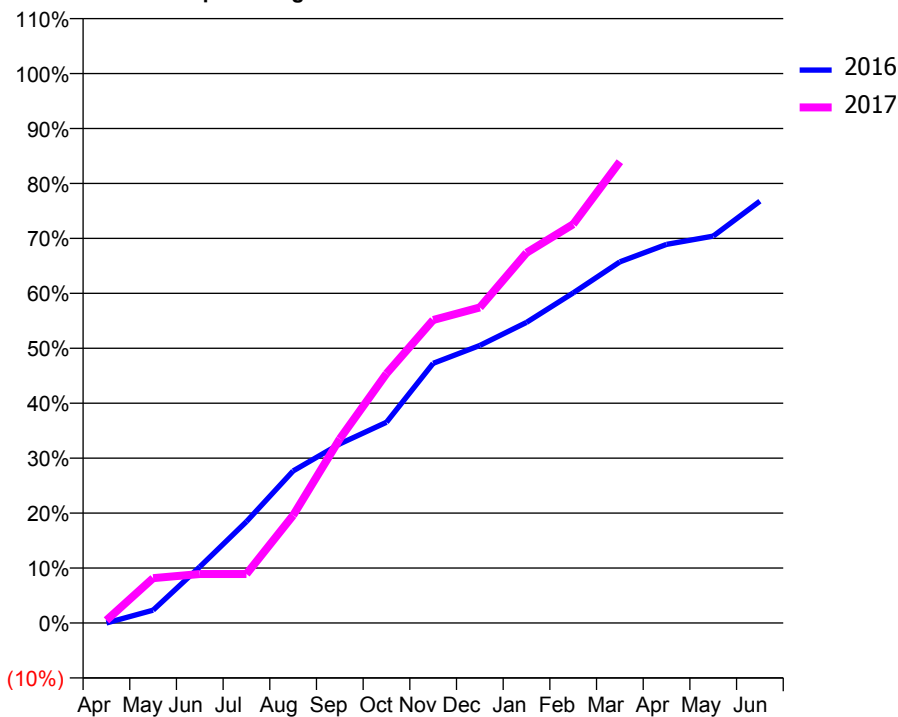
ACCESS*

Patients seen in 24 months	Total	Change since previous quarter
Quarter ending March 2016	252	
Quarter ending June 2016	240	↓
Quarter ending September 2016	220	↓
Quarter ending December 2016	217	↓
Quarter ending March 2017	178	↓
Variance since March 2016	(29.4%)	↓



ACTIVITY

Cumulative percentage of contracted UDA delivered 2016 & 2017



Adjusted Scheduled Activity (UDA)

Month	2016	2017
April	0	2
May	14	33
June	61	36
July	111	36
August	166	79
September	196	135
October	219	183
November	284	223
December	303	232
January	328	272
February	360	293
March	394	339
April	413	
May	422	
June	461	

QUALITY

	Quantity	Base Number	Contract	AT	Region	England
% of FP17s for the same patient ID Re-attending within 3 months - Children	12	259	4.6%	13.0%	13.3%	12.3%
% of FP17s for the same patient ID Re-attending within 3 months - Adults	3	30	10.0%	16.3%	17.3%	16.7%
% of FP17s for the same patient ID Re-attending between 3 & 9 months - Children	162	259	62.5%	54.5%	58.9%	57.6%
% of FP17s for the same patient ID Re-attending between 3 & 9 months - Adults	13	30	43.3%	50.2%	52.2%	50.1%
% of FP17s for Band 1 Urgent Courses	6	236	2.5%	8.8%	9.2%	9.1%
% of FP17s Relating to Free Repair or Replacements	1	236	0.4%	1.3%	1.0%	0.8%
% of FP17s Relating to Continuations	0	236	0.0%	1.7%	1.4%	1.2%
% of Patients satisfied with the dentistry they have received	0	0	N/A	92.0%	93.1%	92.8%
% of Patients satisfied with the time they had to wait for an appointment	0	0	N/A	88.8%	89.5%	88.7%

* This is based on patients treated on this contract for their most recent course of treatment. Figures in italics indicate the base number of FP17s or Patient Questionnaire responses are less than 100. N/A is shown where the base number of responses is less than 10 during the period. % is calculated as Quantity/Base number*100

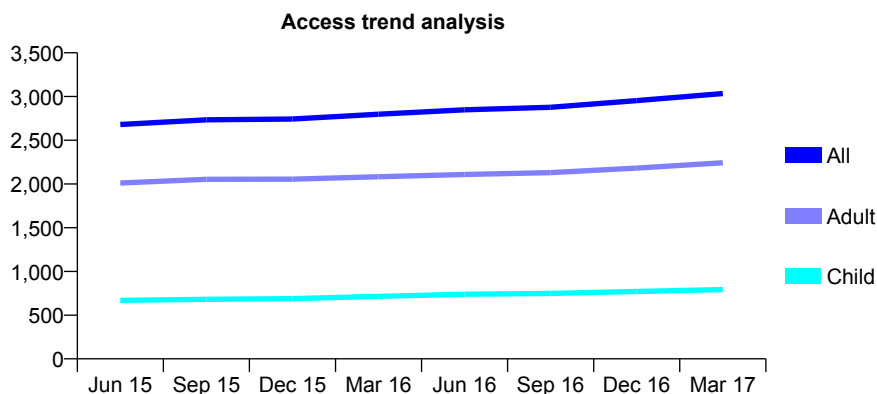
Q45 - Vital Signs At a Glance Contract Report for 325147/0001 - March 2017

Name or company name	MR SG HEMSLEY
Contract type name	Pilot Contract
Purpose of contract	General
Contract start date	01/04/2006
Contract end date	

16/17 Contracted general activity (UDA)	12,000
Carry forward general activity (UDA)	0
16/17 Contracted orthodontic activity (UOA)	0
Carry forward orthodontic activity (UOA)	0
Baseline contract value	£352,305.37

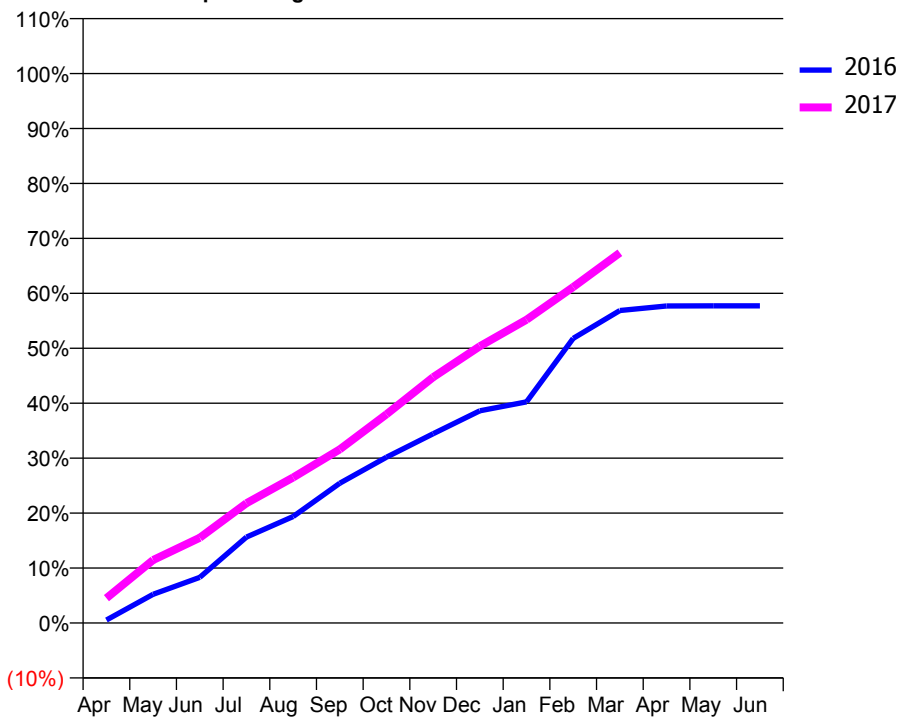
ACCESS*

Patients seen in 24 months	Total	Change since previous quarter
Quarter ending March 2016	2,798	
Quarter ending June 2016	2,848	→
Quarter ending September 2016	2,877	→
Quarter ending December 2016	2,953	↑
Quarter ending March 2017	3,034	↑
Variance since March 2016	8.4%	↑



ACTIVITY

Cumulative percentage of contracted UDA delivered 2016 & 2017



Month	Adjusted Scheduled Activity (UDA)	
	2016	2017
April	64	544
May	627	1,377
June	997	1,863
July	1,878	2,616
August	2,326	3,177
September	3,052	3,792
October	3,622	4,560
November	4,132	5,368
December	4,635	6,044
January	4,828	6,624
February	6,215	7,336
March	6,825	8,087
April	6,925	
May	6,928	
June	6,928	

QUALITY

	Quantity	Base Number	Contract	AT	Region	England
% of FP17s for the same patient ID Re-attending within 3 months - Children	35	807	4.3%	13.0%	13.3%	12.3%
% of FP17s for the same patient ID Re-attending within 3 months - Adults	280	2,288	12.2%	16.3%	17.3%	16.7%
% of FP17s for the same patient ID Re-attending between 3 & 9 months - Children	288	807	35.7%	54.5%	58.9%	57.6%
% of FP17s for the same patient ID Re-attending between 3 & 9 months - Adults	750	2,288	32.8%	50.2%	52.2%	50.1%
% of FP17s for Band 1 Urgent Courses	43	3,018	1.4%	8.8%	9.2%	9.1%
% of FP17s Relating to Free Repair or Replacements	39	3,018	1.3%	1.3%	1.0%	0.8%
% of FP17s Relating to Continuations	83	3,018	2.8%	1.7%	1.4%	1.2%
% of Patients satisfied with the dentistry they have received	5	5	N/A	92.0%	93.1%	92.8%
% of Patients satisfied with the time they had to wait for an appointment	5	5	N/A	88.8%	89.5%	88.7%

* This is based on patients treated on this contract for their most recent course of treatment. Figures in italics indicate the base number of FP17s or Patient Questionnaire responses are less than 100. N/A is shown where the base number of responses is less than 10 during the period. % is calculated as Quantity/Base number*100

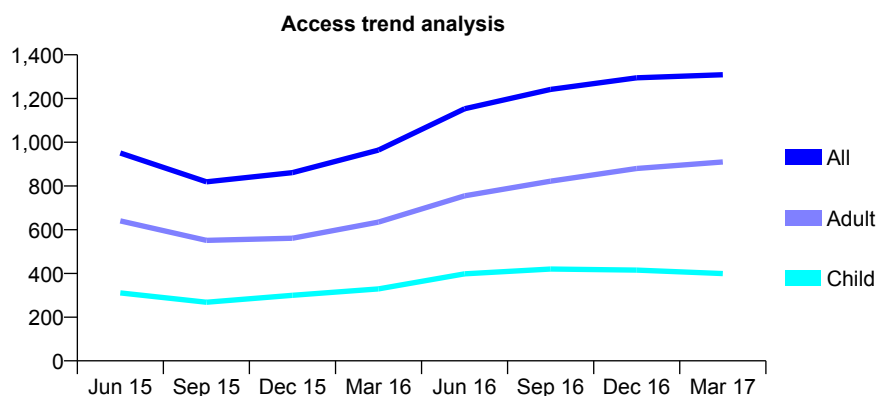
Q45 - Vital Signs At a Glance Contract Report for 326445/0001 - March 2017

Name or company name	MRS M PUTTICK
Contract type name	GDS Contract
Purpose of contract	General
Contract start date	01/04/2006
Contract end date	

16/17 Contracted general activity (UDA)	4,030
Carry forward general activity (UDA)	0
16/17 Contracted orthodontic activity (UOA)	0
Carry forward orthodontic activity (UOA)	0
Baseline contract value	£121,636.78

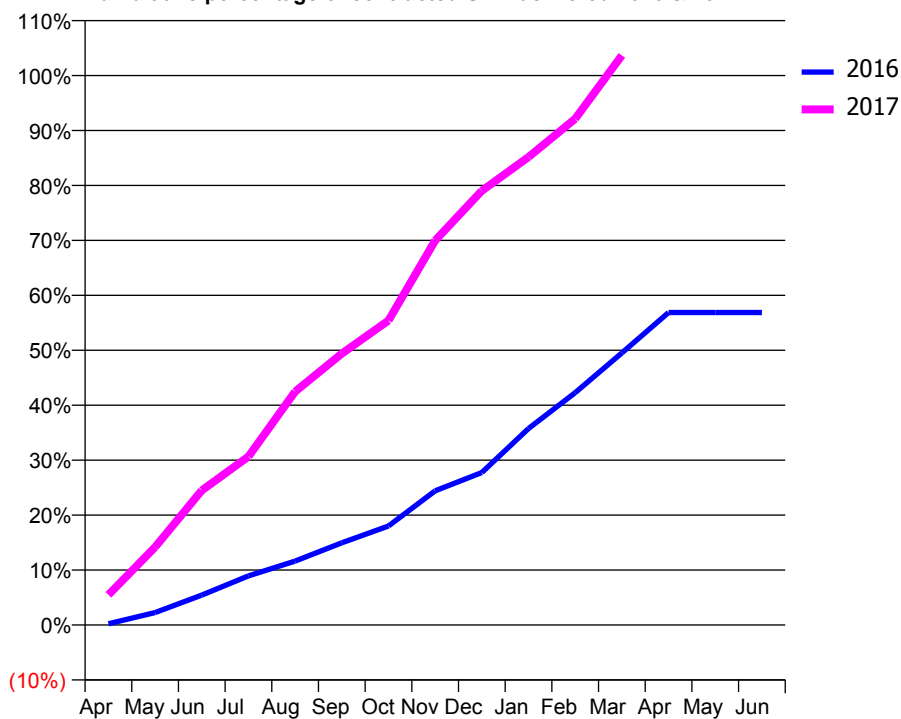
ACCESS*

Patients seen in 24 months	Total	Change since previous quarter
Quarter ending March 2016	964	
Quarter ending June 2016	1,153	↑
Quarter ending September 2016	1,242	↑
Quarter ending December 2016	1,295	↑
Quarter ending March 2017	1,309	→
Variance since March 2016	35.8%	↑



ACTIVITY

Cumulative percentage of contracted UDA delivered 2016 & 2017



Month	Adjusted Scheduled Activity (UDA)	
	2016	2017
April	9	222
May	91	571
June	220	987
July	360	1,235
August	469	1,712
September	603	1,990
October	727	2,233
November	984	2,820
December	1,118	3,184
January	1,441	3,433
February	1,704	3,713
March	1,996	4,177
April	2,292	
May	2,292	
June	2,292	

QUALITY

	Quantity	Base Number	Contract	AT	Region	England
% of FP17s for the same patient ID Re-attending within 3 months - Children	38	670	5.7%	13.0%	13.3%	12.3%
% of FP17s for the same patient ID Re-attending within 3 months - Adults	89	1,146	7.8%	16.3%	17.3%	16.7%
% of FP17s for the same patient ID Re-attending between 3 & 9 months - Children	245	670	36.6%	54.5%	58.9%	57.6%
% of FP17s for the same patient ID Re-attending between 3 & 9 months - Adults	382	1,146	33.3%	50.2%	52.2%	50.1%
% of FP17s for Band 1 Urgent Courses	31	1,699	1.8%	8.8%	9.2%	9.1%
% of FP17s Relating to Free Repair or Replacements	22	1,699	1.3%	1.3%	1.0%	0.8%
% of FP17s Relating to Continuations	17	1,699	1.0%	1.7%	1.4%	1.2%
% of Patients satisfied with the dentistry they have received	3	3	N/A	92.0%	93.1%	92.8%
% of Patients satisfied with the time they had to wait for an appointment	3	3	N/A	88.8%	89.5%	88.7%

* This is based on patients treated on this contract for their most recent course of treatment. Figures in italics indicate the base number of FP17s or Patient Questionnaire responses are less than 100. N/A is shown where the base number of responses is less than 10 during the period. % is calculated as Quantity/Base number*100

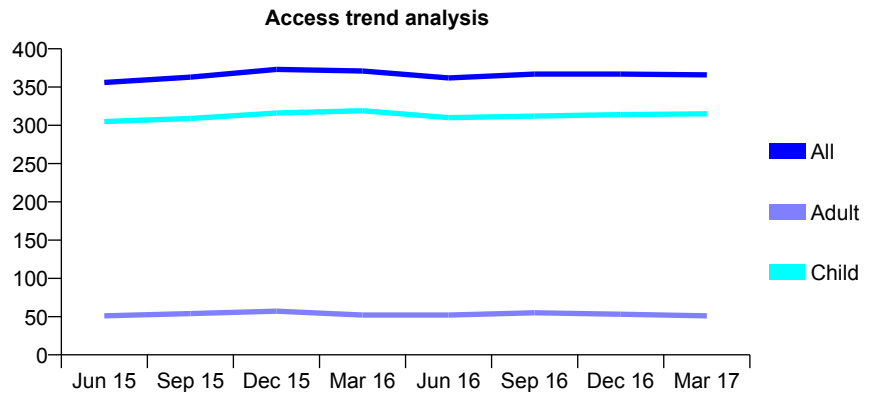
Q45 - Vital Signs At a Glance Contract Report for 326755/0001 - March 2017

Name or company name	MR FN PLAHE
Contract type name	GDS Contract
Purpose of contract	General
Contract start date	01/04/2006
Contract end date	

16/17 Contracted general activity (UDA)	2,098
Carry forward general activity (UDA)	0
16/17 Contracted orthodontic activity (UOA)	0
Carry forward orthodontic activity (UOA)	0
Baseline contract value	£59,234.73

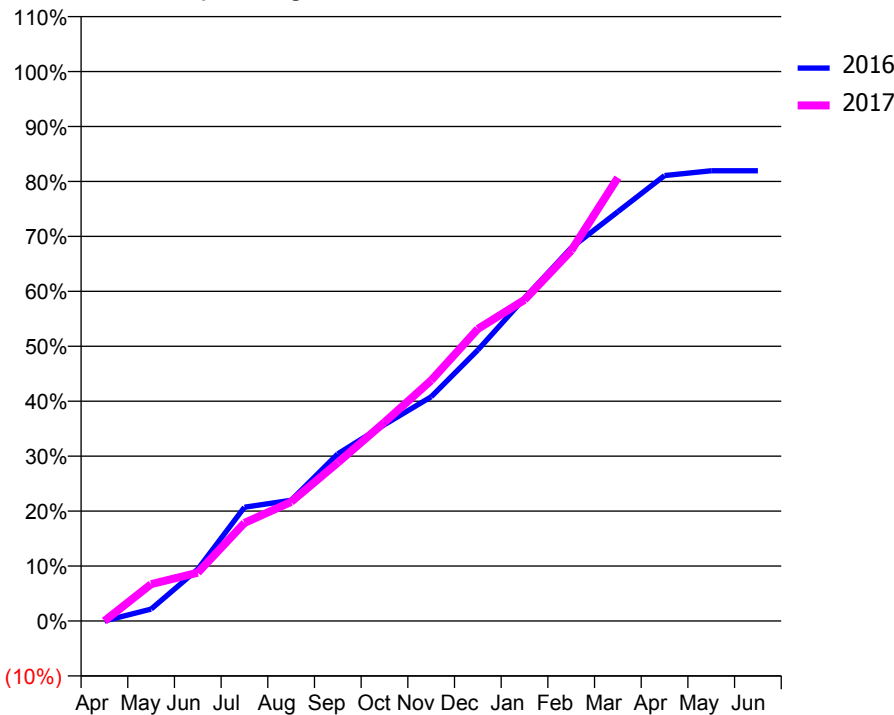
ACCESS*

Patients seen in 24 months	Total	Change since previous quarter
Quarter ending March 2016	371	
Quarter ending June 2016	362	↓
Quarter ending September 2016	367	→
Quarter ending December 2016	367	→
Quarter ending March 2017	366	→
Variance since March 2016	(1.3%)	↓



ACTIVITY

Cumulative percentage of contracted UDA delivered 2016 & 2017



Month	Adjusted Scheduled Activity (UDA)	
	2016	2017
April	0	0
May	46	141
June	198	185
July	435	374
August	461	455
September	638	605
October	750	759
November	856	919
December	1,035	1,115
January	1,233	1,226
February	1,425	1,414
March	1,563	1,693
April	1,701	
May	1,719	
June	1,719	

QUALITY

	Quantity	Base Number	Contract	AT	Region	England
% of FP17s for the same patient ID Re-attending within 3 months - Children	297	857	34.7%	13.0%	13.3%	12.3%
% of FP17s for the same patient ID Re-attending within 3 months - Adults	0	5	0.0%	16.3%	17.3%	16.7%
% of FP17s for the same patient ID Re-attending between 3 & 9 months - Children	442	857	51.6%	54.5%	58.9%	57.6%
% of FP17s for the same patient ID Re-attending between 3 & 9 months - Adults	3	5	60.0%	50.2%	52.2%	50.1%
% of FP17s for Band 1 Urgent Courses	143	795	18.0%	8.8%	9.2%	9.1%
% of FP17s Relating to Free Repair or Replacements	0	795	0.0%	1.3%	1.0%	0.8%
% of FP17s Relating to Continuations	0	795	0.0%	1.7%	1.4%	1.2%
% of Patients satisfied with the dentistry they have received	2	2	N/A	92.0%	93.1%	92.8%
% of Patients satisfied with the time they had to wait for an appointment	2	2	N/A	88.8%	89.5%	88.7%

* This is based on patients treated on this contract for their most recent course of treatment. Figures in italics indicate the base number of FP17s or Patient Questionnaire responses are less than 100. N/A is shown where the base number of responses is less than 10 during the period. % is calculated as Quantity/Base number*100

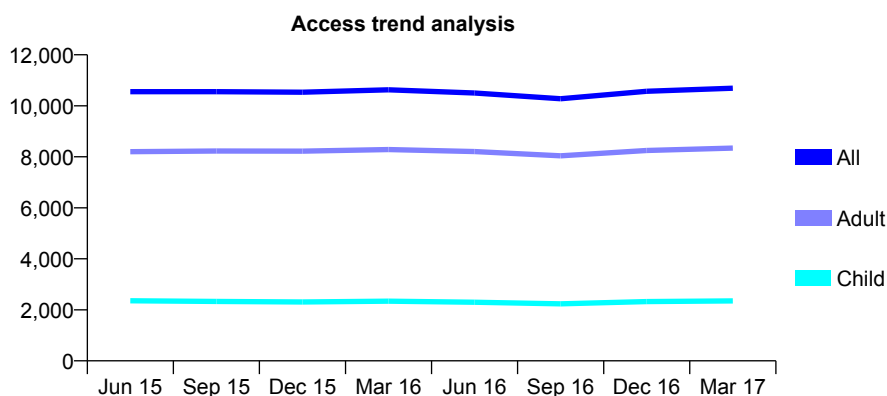
Q45 - Vital Signs At a Glance Contract Report for 328146/0001 - March 2017

Name or company name	MR ND SMITH
Contract type name	GDS Contract
Purpose of contract	General and Orthodontic
Contract start date	01/04/2006
Contract end date	

16/17 Contracted general activity (UDA)	33,783
Carry forward general activity (UDA)	-294
16/17 Contracted orthodontic activity (UOA)	630
Carry forward orthodontic activity (UOA)	0
Baseline contract value	£843,634.73

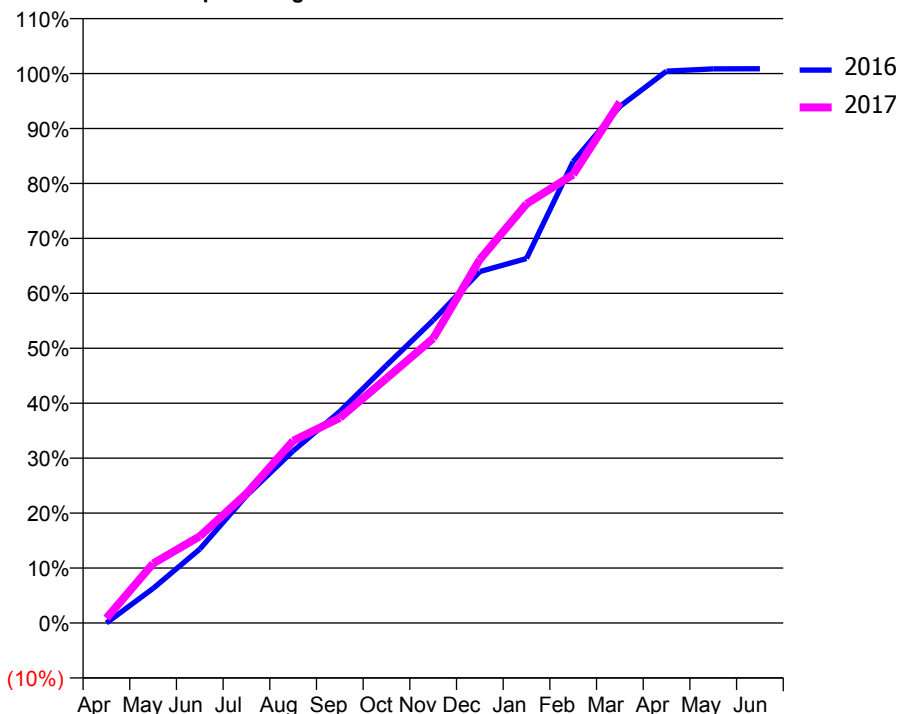
ACCESS*

Patients seen in 24 months	Total	Change since previous quarter
Quarter ending March 2016	10,626	
Quarter ending June 2016	10,504	↓
Quarter ending September 2016	10,276	↓
Quarter ending December 2016	10,569	↑
Quarter ending March 2017	10,692	→
Variance since March 2016	0.6%	→



ACTIVITY

Cumulative percentage of contracted UDA delivered 2016 & 2017



Month	Adjusted Scheduled Activity (UDA)	
	2016	2017
April	0	301
May	2,126	3,664
June	4,546	5,330
July	7,833	7,960
August	10,577	11,204
September	13,004	12,615
October	15,839	15,043
November	18,615	17,500
December	21,606	22,356
January	22,411	25,775
February	28,368	27,577
March	31,758	32,016
April	33,924	
May	34,067	
June	34,077	

QUALITY

	Quantity	Base Number	Contract	AT	Region	England
% of FP17s for the same patient ID Re-attending within 3 months - Children	265	3,094	8.6%	13.0%	13.3%	12.3%
% of FP17s for the same patient ID Re-attending within 3 months - Adults	1,631	10,473	15.6%	16.3%	17.3%	16.7%
% of FP17s for the same patient ID Re-attending between 3 & 9 months - Children	1,557	3,094	50.3%	54.5%	58.9%	57.6%
% of FP17s for the same patient ID Re-attending between 3 & 9 months - Adults	5,119	10,473	48.9%	50.2%	52.2%	50.1%
% of FP17s for Band 1 Urgent Courses	620	12,730	4.9%	8.8%	9.2%	9.1%
% of FP17s Relating to Free Repair or Replacements	70	12,730	0.5%	1.3%	1.0%	0.8%
% of FP17s Relating to Continuations	374	12,730	2.9%	1.7%	1.4%	1.2%
% of Patients satisfied with the dentistry they have received	21	23	91.3%	92.0%	93.1%	92.8%
% of Patients satisfied with the time they had to wait for an appointment	20	23	87.0%	88.8%	89.5%	88.7%

* This is based on patients treated on this contract for their most recent course of treatment. Figures in italics indicate the base number of FP17s or Patient Questionnaire responses are less than 100. N/A is shown where the base number of responses is less than 10 during the period. % is calculated as Quantity/Base number*100

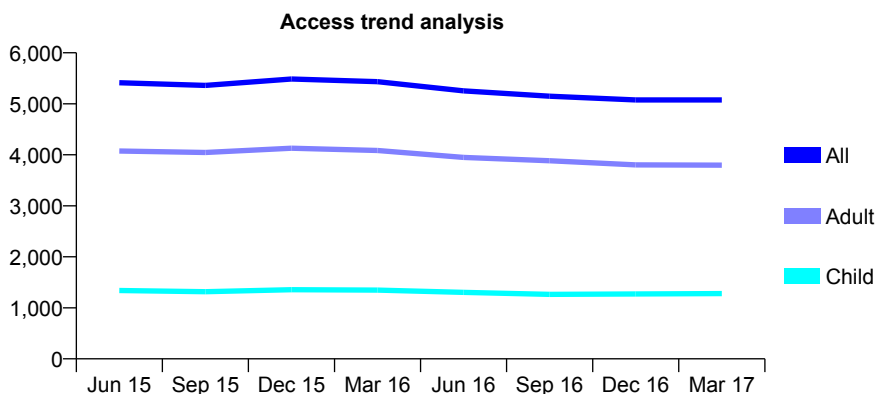
Q45 - Vital Signs At a Glance Contract Report for 329711/0002 - March 2017

Name or company name	MR S NEPALI
Contract type name	GDS Contract
Purpose of contract	General
Contract start date	01/04/2006
Contract end date	

16/17 Contracted general activity (UDA)	19,500
Carry forward general activity (UDA)	0
16/17 Contracted orthodontic activity (UOA)	0
Carry forward orthodontic activity (UOA)	0
Baseline contract value	£516,419.91

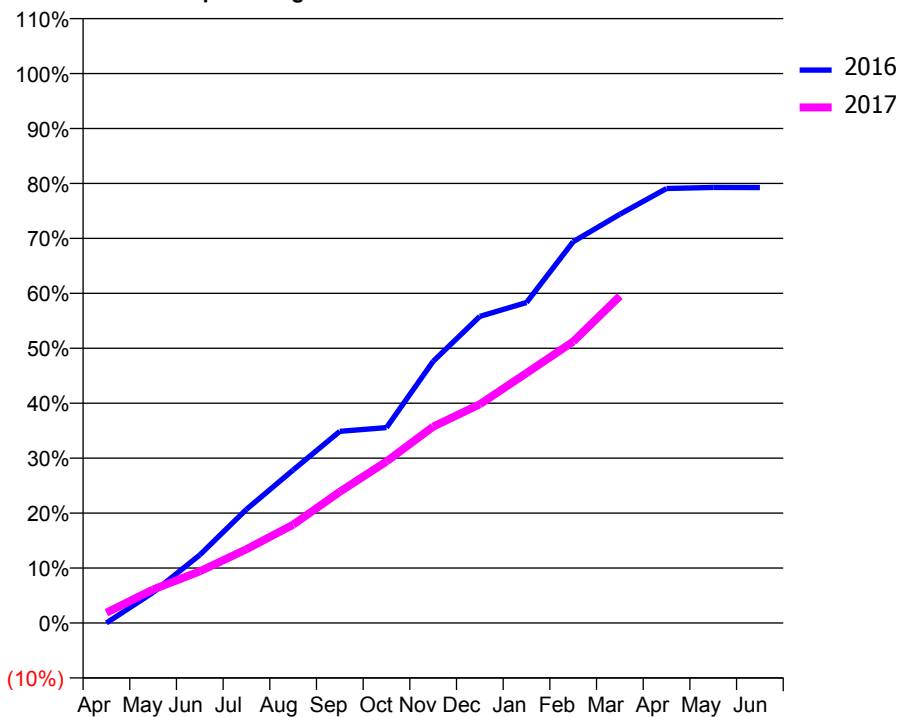
ACCESS*

Patients seen in 24 months	Total	Change since previous quarter
Quarter ending March 2016	5,433	
Quarter ending June 2016	5,253	↓
Quarter ending September 2016	5,148	↓
Quarter ending December 2016	5,076	↓
Quarter ending March 2017	5,077	→
Variance since March 2016	(6.6%)	↓



ACTIVITY

Cumulative percentage of contracted UDA delivered 2016 & 2017



Month	Adjusted Scheduled Activity (UDA)	
	2016	2017
April	0	366
May	1,086	1,190
June	2,414	1,832
July	4,033	2,620
August	5,431	3,488
September	6,803	4,661
October	6,936	5,731
November	9,288	6,966
December	10,882	7,762
January	11,375	8,871
February	13,533	9,989
March	14,507	11,600
April	15,420	
May	15,457	
June	15,454	

QUALITY

	Quantity	Base Number	Contract	AT	Region	England
% of FP17s for the same patient ID Re-attending within 3 months - Children	76	1,334	5.7%	13.0%	13.3%	12.3%
% of FP17s for the same patient ID Re-attending within 3 months - Adults	456	4,033	11.3%	16.3%	17.3%	16.7%
% of FP17s for the same patient ID Re-attending between 3 & 9 months - Children	439	1,334	32.9%	54.5%	58.9%	57.6%
% of FP17s for the same patient ID Re-attending between 3 & 9 months - Adults	1,606	4,033	39.8%	50.2%	52.2%	50.1%
% of FP17s for Band 1 Urgent Courses	327	4,970	6.6%	8.8%	9.2%	9.1%
% of FP17s Relating to Free Repair or Replacements	69	4,970	1.4%	1.3%	1.0%	0.8%
% of FP17s Relating to Continuations	32	4,970	0.6%	1.7%	1.4%	1.2%
% of Patients satisfied with the dentistry they have received	18	23	78.3%	92.0%	93.1%	92.8%
% of Patients satisfied with the time they had to wait for an appointment	20	23	87.0%	88.8%	89.5%	88.7%

* This is based on patients treated on this contract for their most recent course of treatment. Figures in italics indicate the base number of FP17s or Patient Questionnaire responses are less than 100. N/A is shown where the base number of responses is less than 10 during the period. % is calculated as Quantity/Base number*100

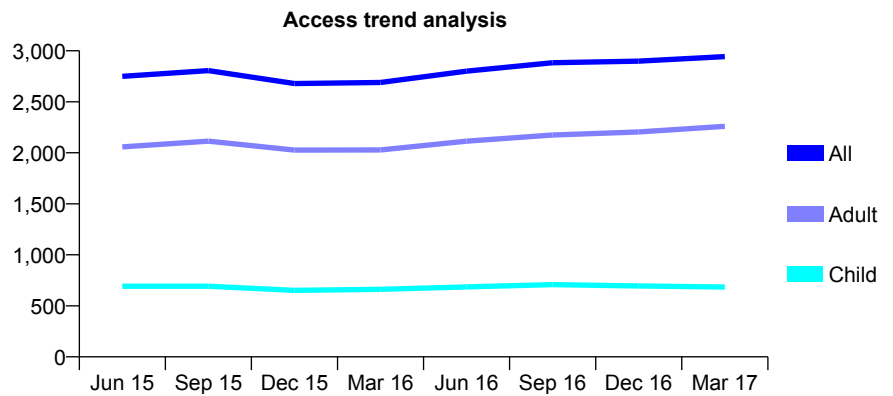
Q45 - Vital Signs At a Glance Contract Report for 331260/0001 - March 2017

Name or company name	MRS CR WILLIS
Contract type name	GDS Contract
Purpose of contract	General
Contract start date	01/04/2006
Contract end date	

16/17 Contracted general activity (UDA)	7,365
Carry forward general activity (UDA)	96
16/17 Contracted orthodontic activity (UOA)	0
Carry forward orthodontic activity (UOA)	0
Baseline contract value	£189,814.11

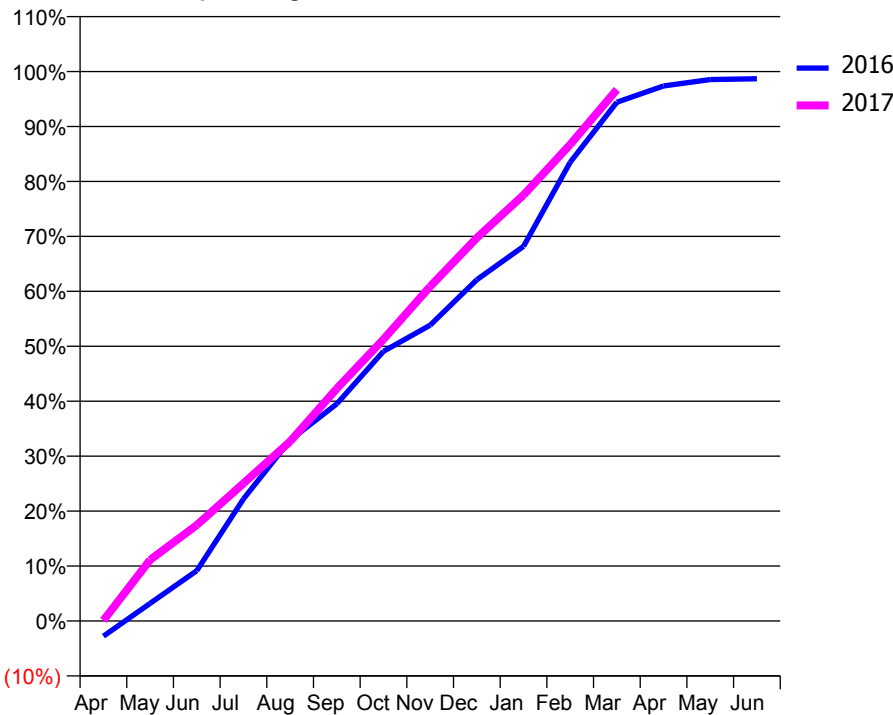
ACCESS*

Patients seen in 24 months	Total	Change since previous quarter
Quarter ending March 2016	2,690	
Quarter ending June 2016	2,800	↑
Quarter ending September 2016	2,883	↑
Quarter ending December 2016	2,899	→
Quarter ending March 2017	2,943	→
Variance since March 2016	9.4%	↑



ACTIVITY

Cumulative percentage of contracted UDA delivered 2016 & 2017



Month	Adjusted Scheduled Activity (UDA)	
	2016	2017
April	-205	8
May	237	820
June	675	1,286
July	1,636	1,845
August	2,424	2,406
September	2,910	3,115
October	3,615	3,776
November	3,966	4,483
December	4,575	5,136
January	5,022	5,709
February	6,148	6,386
March	6,954	7,123
April	7,171	
May	7,257	
June	7,269	

QUALITY

	Quantity	Base Number	Contract	AT	Region	England
% of FP17s for the same patient ID Re-attending within 3 months - Children	38	849	4.5%	13.0%	13.3%	12.3%
% of FP17s for the same patient ID Re-attending within 3 months - Adults	366	2,979	12.3%	16.3%	17.3%	16.7%
% of FP17s for the same patient ID Re-attending between 3 & 9 months - Children	228	849	26.9%	54.5%	58.9%	57.6%
% of FP17s for the same patient ID Re-attending between 3 & 9 months - Adults	873	2,979	29.3%	50.2%	52.2%	50.1%
% of FP17s for Band 1 Urgent Courses	209	3,148	6.6%	8.8%	9.2%	9.1%
% of FP17s Relating to Free Repair or Replacements	40	3,148	1.3%	1.3%	1.0%	0.8%
% of FP17s Relating to Continuations	41	3,148	1.3%	1.7%	1.4%	1.2%
% of Patients satisfied with the dentistry they have received	9	10	90.0%	92.0%	93.1%	92.8%
% of Patients satisfied with the time they had to wait for an appointment	10	10	100.0%	88.8%	89.5%	88.7%

* This is based on patients treated on this contract for their most recent course of treatment. Figures in italics indicate the base number of FP17s or Patient Questionnaire responses are less than 100. N/A is shown where the base number of responses is less than 10 during the period. % is calculated as Quantity/Base number*100

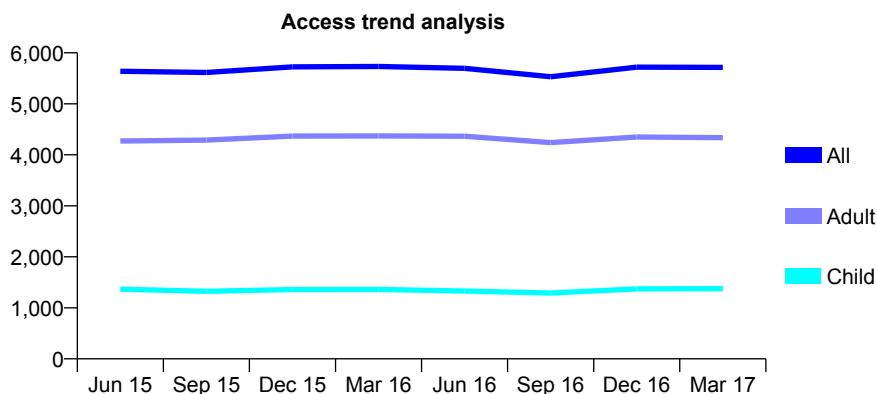
Q45 - Vital Signs At a Glance Contract Report for 334073/0001 - March 2017

Name or company name	MR AM SPIVEY
Contract type name	GDS Contract
Purpose of contract	General
Contract start date	01/04/2006
Contract end date	

16/17 Contracted general activity (UDA)	19,763
Carry forward general activity (UDA)	-245
16/17 Contracted orthodontic activity (UOA)	0
Carry forward orthodontic activity (UOA)	0
Baseline contract value	£469,243.10

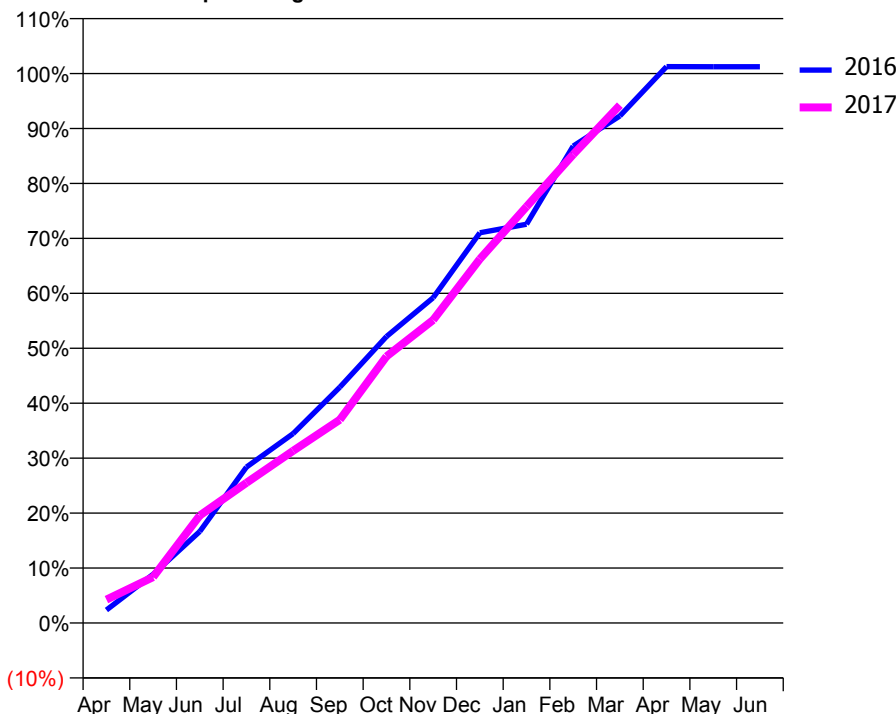
ACCESS*

Patients seen in 24 months	Total	Change since previous quarter
Quarter ending March 2016	5,733	
Quarter ending June 2016	5,695	→
Quarter ending September 2016	5,530	↓
Quarter ending December 2016	5,719	↑
Quarter ending March 2017	5,713	→
Variance since March 2016	(0.3%)	→



ACTIVITY

Cumulative percentage of contracted UDA delivered 2016 & 2017



Adjusted Scheduled Activity (UDA)

Month	2016	2017
April	467	842
May	1,752	1,651
June	3,293	3,870
July	5,607	5,045
August	6,811	6,193
September	8,480	7,309
October	10,303	9,592
November	11,702	10,900
December	14,036	13,089
January	14,343	14,976
February	17,151	16,849
March	18,239	18,625
April	20,009	
May	20,006	
June	20,008	

QUALITY

	Quantity	Base Number	Contract	AT	Region	England
% of FP17s for the same patient ID Re-attending within 3 months - Children	221	2,219	10.0%	13.0%	13.3%	12.3%
% of FP17s for the same patient ID Re-attending within 3 months - Adults	1,083	6,761	16.0%	16.3%	17.3%	16.7%
% of FP17s for the same patient ID Re-attending between 3 & 9 months - Children	1,219	2,219	54.9%	54.5%	58.9%	57.6%
% of FP17s for the same patient ID Re-attending between 3 & 9 months - Adults	3,924	6,761	58.0%	50.2%	52.2%	50.1%
% of FP17s for Band 1 Urgent Courses	541	8,169	6.6%	8.8%	9.2%	9.1%
% of FP17s Relating to Free Repair or Replacements	93	8,169	1.1%	1.3%	1.0%	0.8%
% of FP17s Relating to Continuations	51	8,169	0.6%	1.7%	1.4%	1.2%
% of Patients satisfied with the dentistry they have received	31	33	93.9%	92.0%	93.1%	92.8%
% of Patients satisfied with the time they had to wait for an appointment	31	33	93.9%	88.8%	89.5%	88.7%

* This is based on patients treated on this contract for their most recent course of treatment. Figures in italics indicate the base number of FP17s or Patient Questionnaire responses are less than 100. N/A is shown where the base number of responses is less than 10 during the period. % is calculated as Quantity/Base number*100

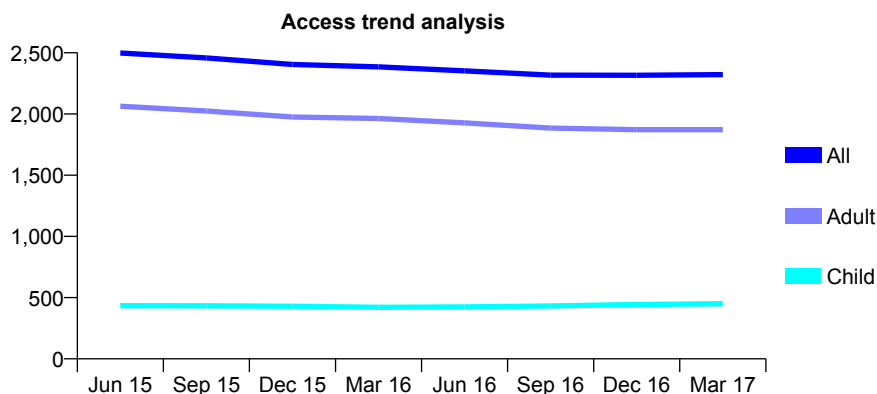
Q45 - Vital Signs At a Glance Contract Report for 367761/0001 - March 2017

Name or company name	MISS EM ALLEN
Contract type name	GDS Contract
Purpose of contract	General
Contract start date	13/03/2011
Contract end date	

16/17 Contracted general activity (UDA)	7,482
Carry forward general activity (UDA)	3
16/17 Contracted orthodontic activity (UOA)	0
Carry forward orthodontic activity (UOA)	0
Baseline contract value	£190,467.11

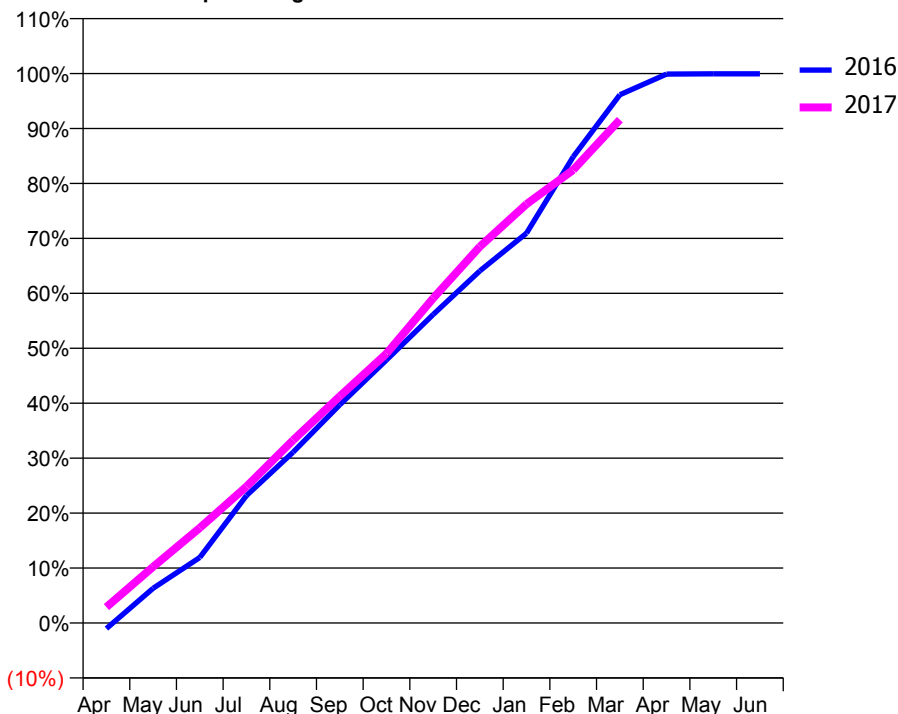
ACCESS*

Patients seen in 24 months	Total	Change since previous quarter
Quarter ending March 2016	2,385	
Quarter ending June 2016	2,352	↓
Quarter ending September 2016	2,317	↓
Quarter ending December 2016	2,316	→
Quarter ending March 2017	2,322	→
Variance since March 2016	(2.6%)	↓



ACTIVITY

Cumulative percentage of contracted UDA delivered 2016 & 2017



Adjusted Scheduled Activity (UDA)

Month	2016	2017
April	-78	217
May	473	765
June	893	1,295
July	1,734	1,859
August	2,326	2,491
September	2,972	3,087
October	3,581	3,669
November	4,201	4,422
December	4,794	5,125
January	5,308	5,703
February	6,349	6,168
March	7,193	6,854
April	7,475	
May	7,479	
June	7,479	

QUALITY

	Quantity	Base Number	Contract	AT	Region	England
% of FP17s for the same patient ID Re-attending within 3 months - Children	76	614	12.4%	13.0%	13.3%	12.3%
% of FP17s for the same patient ID Re-attending within 3 months - Adults	595	2,596	22.9%	16.3%	17.3%	16.7%
% of FP17s for the same patient ID Re-attending between 3 & 9 months - Children	253	614	41.2%	54.5%	58.9%	57.6%
% of FP17s for the same patient ID Re-attending between 3 & 9 months - Adults	1,101	2,596	42.4%	50.2%	52.2%	50.1%
% of FP17s for Band 1 Urgent Courses	294	3,105	9.5%	8.8%	9.2%	9.1%
% of FP17s Relating to Free Repair or Replacements	18	3,105	0.6%	1.3%	1.0%	0.8%
% of FP17s Relating to Continuations	125	3,105	4.0%	1.7%	1.4%	1.2%
% of Patients satisfied with the dentistry they have received	7	8	N/A	92.0%	93.1%	92.8%
% of Patients satisfied with the time they had to wait for an appointment	8	8	N/A	88.8%	89.5%	88.7%

* This is based on patients treated on this contract for their most recent course of treatment. Figures in italics indicate the base number of FP17s or Patient Questionnaire responses are less than 100. N/A is shown where the base number of responses is less than 10 during the period. % is calculated as Quantity/Base number*100

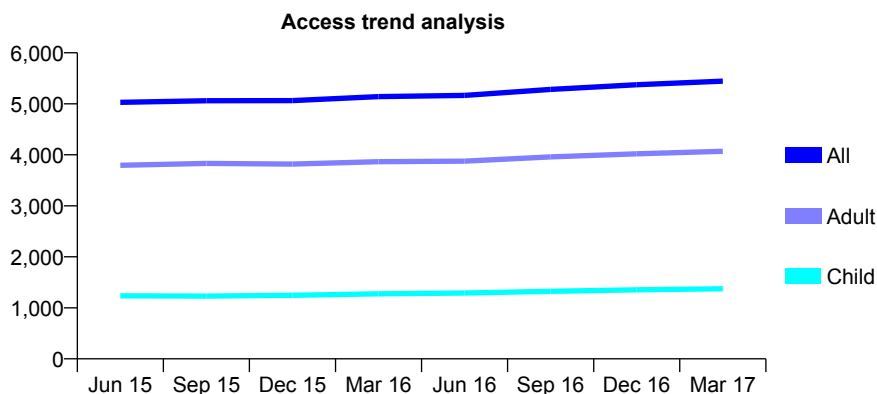
Q45 - Vital Signs At a Glance Contract Report for 399671/0001 - March 2017

Name or company name	MR N SUGGETT
Contract type name	GDS Contract
Purpose of contract	General
Contract start date	20/12/2010
Contract end date	

16/17 Contracted general activity (UDA)	18,907
Carry forward general activity (UDA)	0
16/17 Contracted orthodontic activity (UOA)	0
Carry forward orthodontic activity (UOA)	0
Baseline contract value	£418,392.91

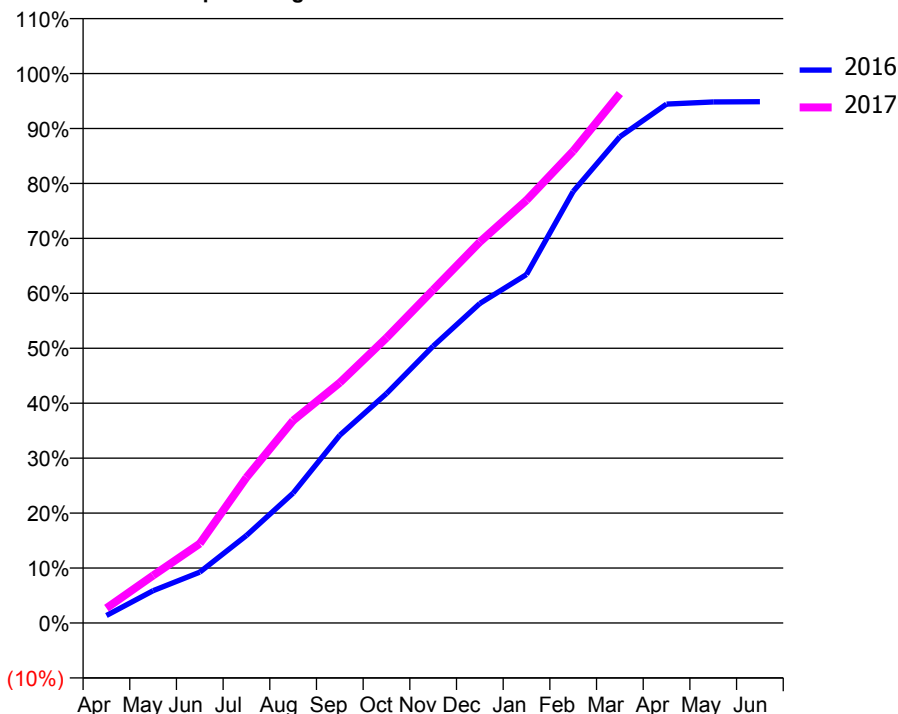
ACCESS*

Patients seen in 24 months	Total	Change since previous quarter
Quarter ending March 2016	5,140	
Quarter ending June 2016	5,166	→
Quarter ending September 2016	5,283	↑
Quarter ending December 2016	5,373	→
Quarter ending March 2017	5,444	→
Variance since March 2016	5.9%	↑



ACTIVITY

Cumulative percentage of contracted UDA delivered 2016 & 2017



Month	Adjusted Scheduled Activity (UDA)	
	2016	2017
April	257	511
May	1,114	1,634
June	1,748	2,731
July	3,014	5,009
August	4,473	6,967
September	6,462	8,272
October	7,893	9,811
November	9,527	11,462
December	10,996	13,111
January	11,990	14,546
February	14,851	16,241
March	16,729	18,215
April	17,854	
May	17,930	
June	17,936	

QUALITY

	Quantity	Base Number	Contract	AT	Region	England
% of FP17s for the same patient ID Re-attending within 3 months - Children	162	2,042	7.9%	13.0%	13.3%	12.3%
% of FP17s for the same patient ID Re-attending within 3 months - Adults	616	5,395	11.4%	16.3%	17.3%	16.7%
% of FP17s for the same patient ID Re-attending between 3 & 9 months - Children	1,191	2,042	58.3%	54.5%	58.9%	57.6%
% of FP17s for the same patient ID Re-attending between 3 & 9 months - Adults	2,870	5,395	53.2%	50.2%	52.2%	50.1%
% of FP17s for Band 1 Urgent Courses	481	7,047	6.8%	8.8%	9.2%	9.1%
% of FP17s Relating to Free Repair or Replacements	75	7,047	1.1%	1.3%	1.0%	0.8%
% of FP17s Relating to Continuations	70	7,047	1.0%	1.7%	1.4%	1.2%
% of Patients satisfied with the dentistry they have received	9	10	90.0%	92.0%	93.1%	92.8%
% of Patients satisfied with the time they had to wait for an appointment	9	10	90.0%	88.8%	89.5%	88.7%

* This is based on patients treated on this contract for their most recent course of treatment. Figures in italics indicate the base number of FP17s or Patient Questionnaire responses are less than 100. N/A is shown where the base number of responses is less than 10 during the period. % is calculated as Quantity/Base number*100

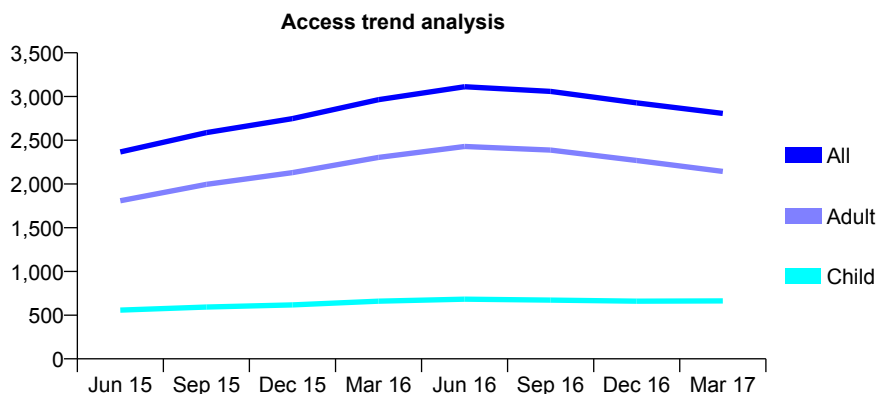
Q45 - Vital Signs At a Glance Contract Report for 462373/0001 - March 2017

Name or company name	MR A AL-MORHIBY
Contract type name	GDS Contract
Purpose of contract	General
Contract start date	01/07/2014
Contract end date	

16/17 Contracted general activity (UDA)	14,089
Carry forward general activity (UDA)	0
16/17 Contracted orthodontic activity (UOA)	0
Carry forward orthodontic activity (UOA)	0
Baseline contract value	£367,422.46

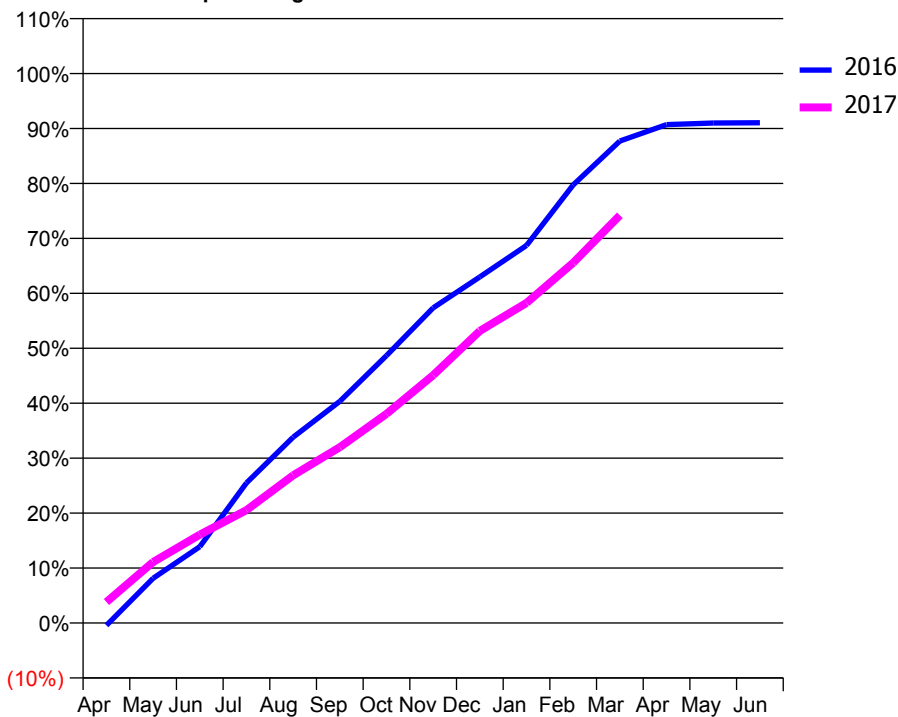
ACCESS*

Patients seen in 24 months	Total	Change since previous quarter
Quarter ending March 2016	2,964	
Quarter ending June 2016	3,112	↑
Quarter ending September 2016	3,059	↓
Quarter ending December 2016	2,927	↓
Quarter ending March 2017	2,807	↓
Variance since March 2016	(5.3%)	↓



ACTIVITY

Cumulative percentage of contracted UDA delivered 2016 & 2017



Month	Adjusted Scheduled Activity (UDA)	
	2016	2017
April	-64	538
May	1,148	1,563
June	1,956	2,263
July	3,593	2,894
August	4,763	3,788
September	5,686	4,508
October	6,858	5,361
November	8,082	6,353
December	8,872	7,488
January	9,681	8,208
February	11,234	9,236
March	12,357	10,452
April	12,780	
May	12,819	
June	12,828	

QUALITY

	Quantity	Base Number	Contract	AT	Region	England
% of FP17s for the same patient ID Re-attending within 3 months - Children	57	793	7.2%	13.0%	13.3%	12.3%
% of FP17s for the same patient ID Re-attending within 3 months - Adults	529	2,503	21.1%	16.3%	17.3%	16.7%
% of FP17s for the same patient ID Re-attending between 3 & 9 months - Children	306	793	38.6%	54.5%	58.9%	57.6%
% of FP17s for the same patient ID Re-attending between 3 & 9 months - Adults	908	2,503	36.3%	50.2%	52.2%	50.1%
% of FP17s for Band 1 Urgent Courses	614	3,172	19.4%	8.8%	9.2%	9.1%
% of FP17s Relating to Free Repair or Replacements	32	3,172	1.0%	1.3%	1.0%	0.8%
% of FP17s Relating to Continuations	47	3,172	1.5%	1.7%	1.4%	1.2%
% of Patients satisfied with the dentistry they have received	10	14	71.4%	92.0%	93.1%	92.8%
% of Patients satisfied with the time they had to wait for an appointment	12	14	85.7%	88.8%	89.5%	88.7%

* This is based on patients treated on this contract for their most recent course of treatment. Figures in italics indicate the base number of FP17s or Patient Questionnaire responses are less than 100. N/A is shown where the base number of responses is less than 10 during the period. % is calculated as Quantity/Base number*100

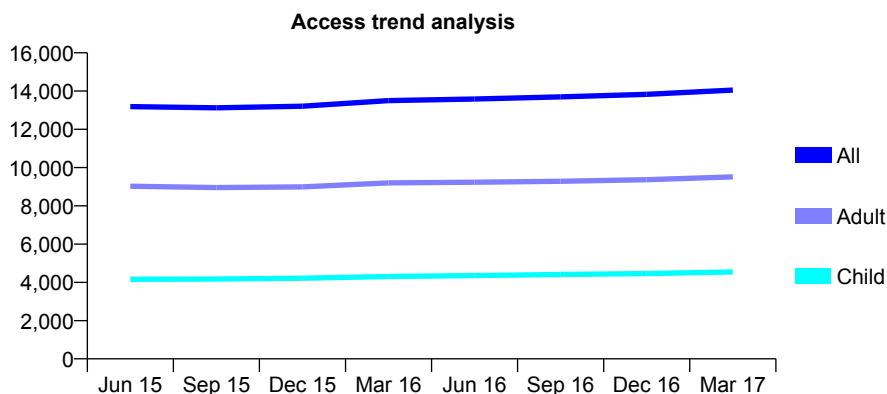
Q45 - Vital Signs At a Glance Contract Report for 569992/0001 - March 2017

Name or company name	Roseworth Dental Centre
Contract type name	GDS Contract
Purpose of contract	General
Contract start date	01/04/2006
Contract end date	

16/17 Contracted general activity (UDA)	42,999
Carry forward general activity (UDA)	0
16/17 Contracted orthodontic activity (UOA)	0
Carry forward orthodontic activity (UOA)	0
Baseline contract value	£1,030,772.18

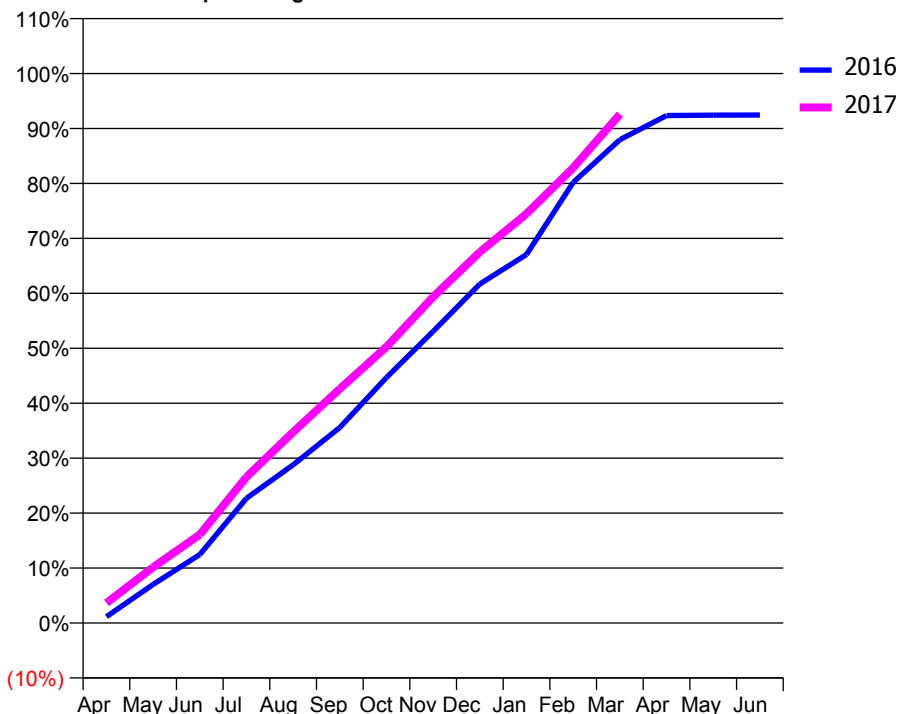
ACCESS*

Patients seen in 24 months	Total	Change since previous quarter
Quarter ending March 2016	13,504	
Quarter ending June 2016	13,584	→
Quarter ending September 2016	13,693	→
Quarter ending December 2016	13,826	→
Quarter ending March 2017	14,054	→
Variance since March 2016	4.1%	↑



ACTIVITY

Cumulative percentage of contracted UDA delivered 2016 & 2017



Month	Adjusted Scheduled Activity (UDA)	
	2016	2017
April	496	1,567
May	3,020	4,363
June	5,357	6,920
July	9,758	11,435
August	12,372	14,947
September	15,298	18,332
October	19,208	21,620
November	22,814	25,528
December	26,519	29,033
January	28,826	32,025
February	34,469	35,625
March	37,797	39,816
April	39,689	
May	39,722	
June	39,736	

QUALITY

	Quantity	Base Number	Contract	AT	Region	England
% of FP17s for the same patient ID Re-attending within 3 months - Children	681	7,811	8.7%	13.0%	13.3%	12.3%
% of FP17s for the same patient ID Re-attending within 3 months - Adults	2,240	13,470	16.6%	16.3%	17.3%	16.7%
% of FP17s for the same patient ID Re-attending between 3 & 9 months - Children	4,718	7,811	60.4%	54.5%	58.9%	57.6%
% of FP17s for the same patient ID Re-attending between 3 & 9 months - Adults	6,511	13,470	48.3%	50.2%	52.2%	50.1%
% of FP17s for Band 1 Urgent Courses	2,674	20,333	13.2%	8.8%	9.2%	9.1%
% of FP17s Relating to Free Repair or Replacements	733	20,333	3.6%	1.3%	1.0%	0.8%
% of FP17s Relating to Continuations	324	20,333	1.6%	1.7%	1.4%	1.2%
% of Patients satisfied with the dentistry they have received	23	26	88.5%	92.0%	93.1%	92.8%
% of Patients satisfied with the time they had to wait for an appointment	26	26	100.0%	88.8%	89.5%	88.7%

* This is based on patients treated on this contract for their most recent course of treatment. Figures in italics indicate the base number of FP17s or Patient Questionnaire responses are less than 100. N/A is shown where the base number of responses is less than 10 during the period. % is calculated as Quantity/Base number*100

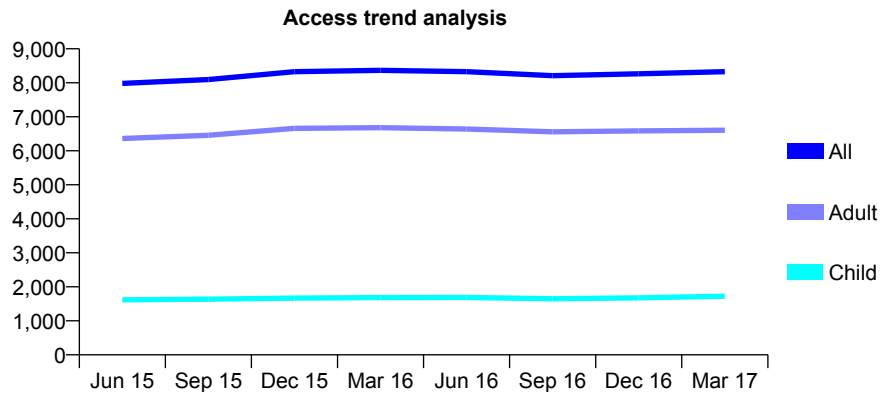
Q45 - Vital Signs At a Glance Contract Report for 572926/0001 - March 2017

Name or company name	Avante Dental Care Partnership
Contract type name	GDS Contract
Purpose of contract	General and Orthodontic
Contract start date	01/04/2006
Contract end date	

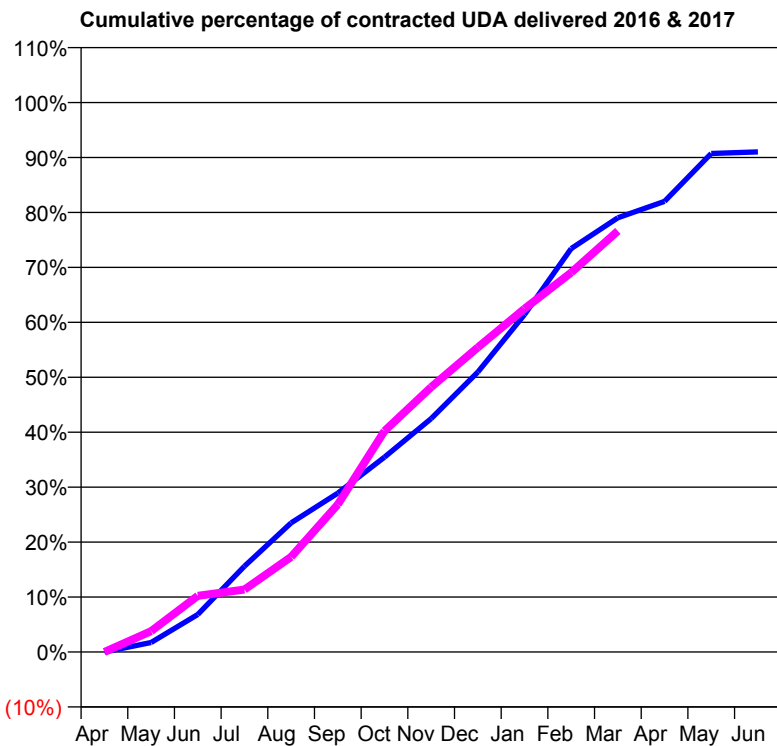
16/17 Contracted general activity (UDA)	27,440
Carry forward general activity (UDA)	0
16/17 Contracted orthodontic activity (UOA)	274
Carry forward orthodontic activity (UOA)	0
Baseline contract value	£666,506.05

ACCESS*

Patients seen in 24 months	Total	Change since previous quarter
Quarter ending March 2016	8,368	
Quarter ending June 2016	8,328	→
Quarter ending September 2016	8,209	↓
Quarter ending December 2016	8,266	→
Quarter ending March 2017	8,326	→
Variance since March 2016	(0.5%)	→



ACTIVITY



Month	Adjusted Scheduled Activity (UDA)	
	2016	2017
April	0	0
May	479	1,043
June	1,874	2,804
July	4,284	3,121
August	6,448	4,748
September	7,932	7,369
October	9,733	11,038
November	11,655	13,227
December	13,978	15,210
January	16,848	17,140
February	20,146	18,946
March	21,686	21,025
April	22,503	
May	24,893	
June	24,971	

QUALITY

	Quantity	Base Number	Contract	AT	Region	England
% of FP17s for the same patient ID Re-attending within 3 months - Children	212	2,787	7.6%	13.0%	13.3%	12.3%
% of FP17s for the same patient ID Re-attending within 3 months - Adults	1,447	10,492	13.8%	16.3%	17.3%	16.7%
% of FP17s for the same patient ID Re-attending between 3 & 9 months - Children	1,692	2,787	60.7%	54.5%	58.9%	57.6%
% of FP17s for the same patient ID Re-attending between 3 & 9 months - Adults	6,527	10,492	62.2%	50.2%	52.2%	50.1%
% of FP17s for Band 1 Urgent Courses	700	11,671	6.0%	8.8%	9.2%	9.1%
% of FP17s Relating to Free Repair or Replacements	126	11,671	1.1%	1.3%	1.0%	0.8%
% of FP17s Relating to Continuations	145	11,671	1.2%	1.7%	1.4%	1.2%
% of Patients satisfied with the dentistry they have received	20	24	83.3%	92.0%	93.1%	92.8%
% of Patients satisfied with the time they had to wait for an appointment	21	24	87.5%	88.8%	89.5%	88.7%

* This is based on patients treated on this contract for their most recent course of treatment. Figures in italics indicate the base number of FP17s or Patient Questionnaire responses are less than 100. N/A is shown where the base number of responses is less than 10 during the period. % is calculated as Quantity/Base number*100

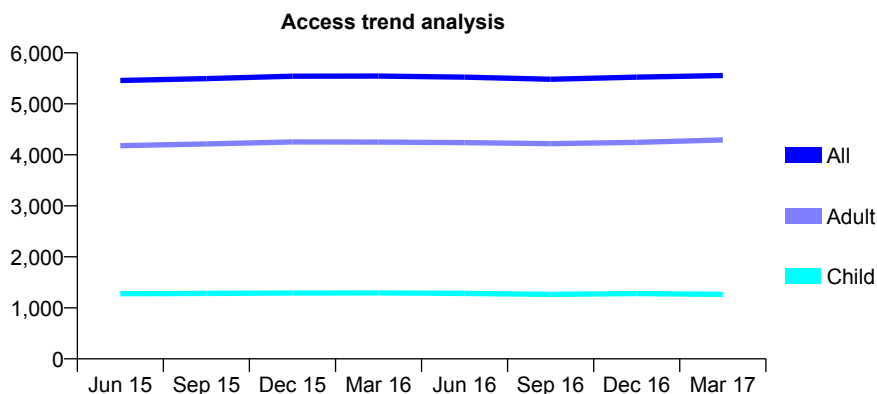
Q45 - Vital Signs At a Glance Contract Report for 576549/0001 - March 2017

Name or company name	Ashby and Atkinson
Contract type name	GDS Contract
Purpose of contract	General
Contract start date	01/04/2006
Contract end date	

16/17 Contracted general activity (UDA)	13,993
Carry forward general activity (UDA)	280
16/17 Contracted orthodontic activity (UOA)	0
Carry forward orthodontic activity (UOA)	0
Baseline contract value	£385,256.93

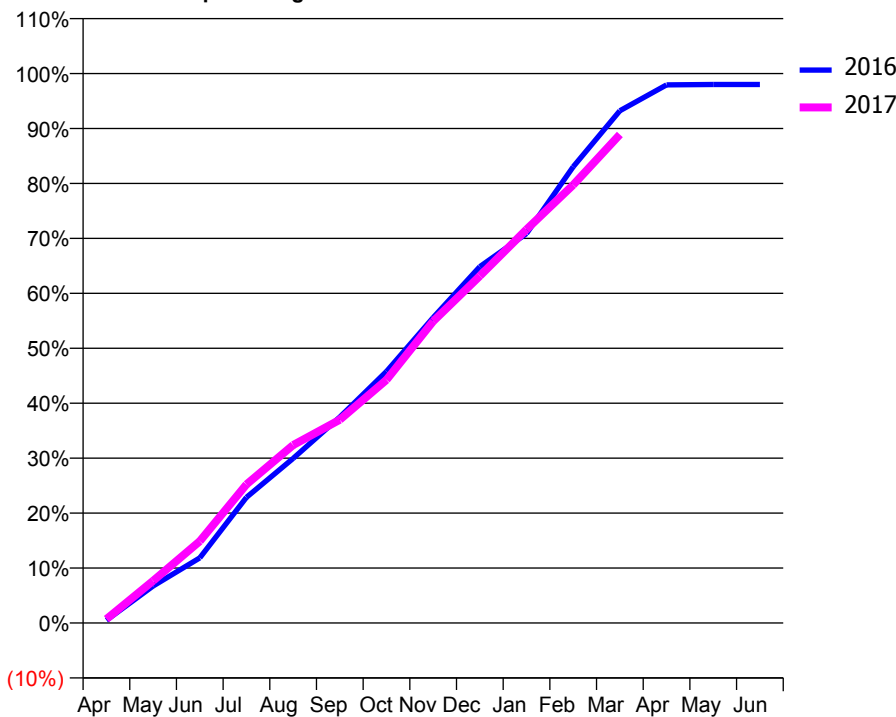
ACCESS*

Patients seen in 24 months	Total	Change since previous quarter
Quarter ending March 2016	5,544	
Quarter ending June 2016	5,522	→
Quarter ending September 2016	5,481	→
Quarter ending December 2016	5,524	→
Quarter ending March 2017	5,555	→
Variance since March 2016	0.2%	→



ACTIVITY

Cumulative percentage of contracted UDA delivered 2016 & 2017



Month	Adjusted Scheduled Activity (UDA)	
	2016	2017
April	69	101
May	944	1,076
June	1,660	2,082
July	3,199	3,529
August	4,191	4,533
September	5,245	5,177
October	6,404	6,190
November	7,777	7,684
December	9,075	8,838
January	9,916	10,021
February	11,618	11,156
March	13,044	12,441
April	13,703	
May	13,713	
June	13,713	

QUALITY

	Quantity	Base Number	Contract	AT	Region	England
% of FP17s for the same patient ID Re-attending within 3 months - Children	136	1,934	7.0%	13.0%	13.3%	12.3%
% of FP17s for the same patient ID Re-attending within 3 months - Adults	763	5,305	14.4%	16.3%	17.3%	16.7%
% of FP17s for the same patient ID Re-attending between 3 & 9 months - Children	1,275	1,934	65.9%	54.5%	58.9%	57.6%
% of FP17s for the same patient ID Re-attending between 3 & 9 months - Adults	2,373	5,305	44.7%	50.2%	52.2%	50.1%
% of FP17s for Band 1 Urgent Courses	460	6,333	7.3%	8.8%	9.2%	9.1%
% of FP17s Relating to Free Repair or Replacements	96	6,333	1.5%	1.3%	1.0%	0.8%
% of FP17s Relating to Continuations	115	6,333	1.8%	1.7%	1.4%	1.2%
% of Patients satisfied with the dentistry they have received	13	14	92.9%	92.0%	93.1%	92.8%
% of Patients satisfied with the time they had to wait for an appointment	12	14	85.7%	88.8%	89.5%	88.7%

* This is based on patients treated on this contract for their most recent course of treatment. Figures in italics indicate the base number of FP17s or Patient Questionnaire responses are less than 100. N/A is shown where the base number of responses is less than 10 during the period. % is calculated as Quantity/Base number*100

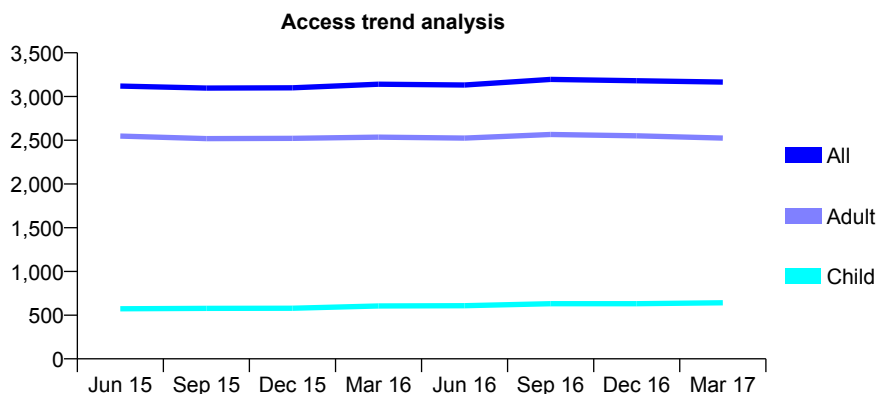
Q45 - Vital Signs At a Glance Contract Report for 603252/0001 - March 2017

Name or company name	MRS S BEDI
Contract type name	GDS Contract
Purpose of contract	General
Contract start date	01/01/2011
Contract end date	

16/17 Contracted general activity (UDA)	9,825
Carry forward general activity (UDA)	185
16/17 Contracted orthodontic activity (UOA)	0
Carry forward orthodontic activity (UOA)	0
Baseline contract value	£263,159.78

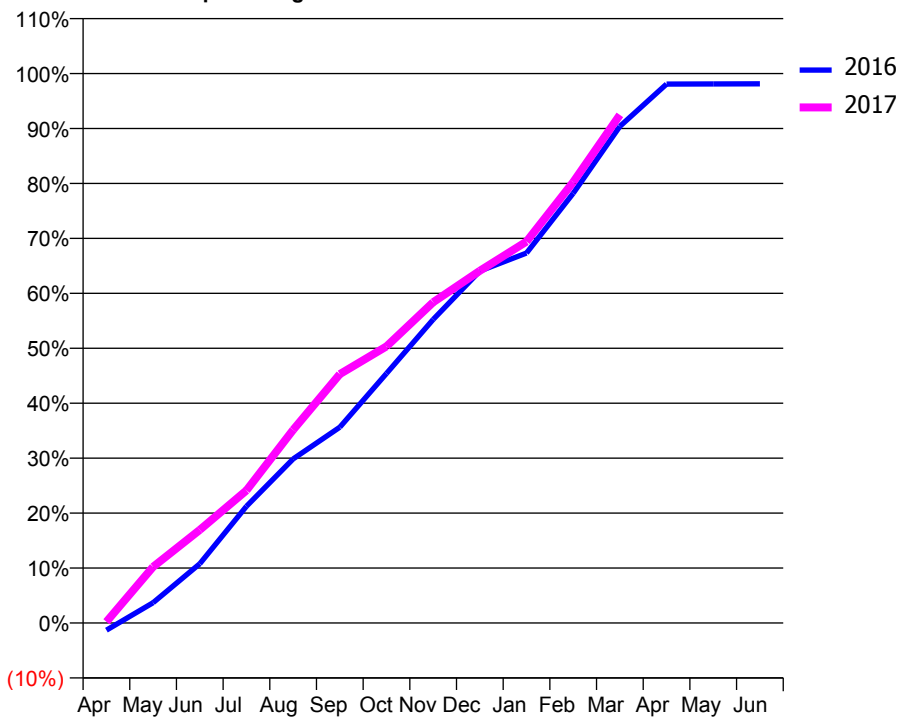
ACCESS*

Patients seen in 24 months	Total	Change since previous quarter
Quarter ending March 2016	3,141	
Quarter ending June 2016	3,132	→
Quarter ending September 2016	3,196	↑
Quarter ending December 2016	3,181	→
Quarter ending March 2017	3,166	→
Variance since March 2016	0.8%	→



ACTIVITY

Cumulative percentage of contracted UDA delivered 2016 & 2017



Adjusted Scheduled Activity (UDA)

Month	2016	2017
April	-131	22
May	364	1,004
June	1,059	1,664
July	2,088	2,371
August	2,935	3,454
September	3,501	4,451
October	4,462	4,946
November	5,427	5,736
December	6,293	6,298
January	6,616	6,819
February	7,684	7,884
March	8,880	9,086
April	9,635	
May	9,639	
June	9,640	

QUALITY

	Quantity	Base Number	Contract	AT	Region	England
% of FP17s for the same patient ID Re-attending within 3 months - Children	80	1,161	6.9%	13.0%	13.3%	12.3%
% of FP17s for the same patient ID Re-attending within 3 months - Adults	550	4,473	12.3%	16.3%	17.3%	16.7%
% of FP17s for the same patient ID Re-attending between 3 & 9 months - Children	786	1,161	67.7%	54.5%	58.9%	57.6%
% of FP17s for the same patient ID Re-attending between 3 & 9 months - Adults	3,092	4,473	69.1%	50.2%	52.2%	50.1%
% of FP17s for Band 1 Urgent Courses	313	5,215	6.0%	8.8%	9.2%	9.1%
% of FP17s Relating to Free Repair or Replacements	104	5,215	2.0%	1.3%	1.0%	0.8%
% of FP17s Relating to Continuations	50	5,215	1.0%	1.7%	1.4%	1.2%
% of Patients satisfied with the dentistry they have received	42	46	91.3%	92.0%	93.1%	92.8%
% of Patients satisfied with the time they had to wait for an appointment	41	46	89.1%	88.8%	89.5%	88.7%

* This is based on patients treated on this contract for their most recent course of treatment. Figures in italics indicate the base number of FP17s or Patient Questionnaire responses are less than 100. N/A is shown where the base number of responses is less than 10 during the period. % is calculated as Quantity/Base number*100

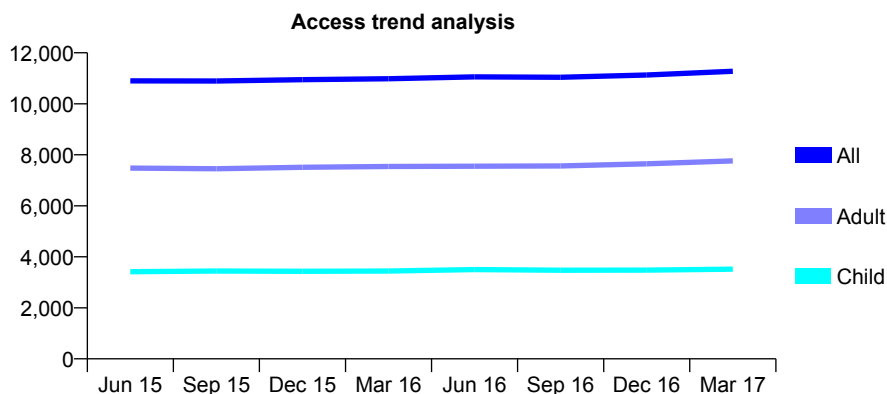
Q45 - Vital Signs At a Glance Contract Report for 629758/0001 - March 2017

Name or company name	MISS HJ ALMOND
Contract type name	GDS Contract
Purpose of contract	General
Contract start date	01/04/2006
Contract end date	

16/17 Contracted general activity (UDA)	35,800
Carry forward general activity (UDA)	0
16/17 Contracted orthodontic activity (UOA)	0
Carry forward orthodontic activity (UOA)	0
Baseline contract value	£948,963.12

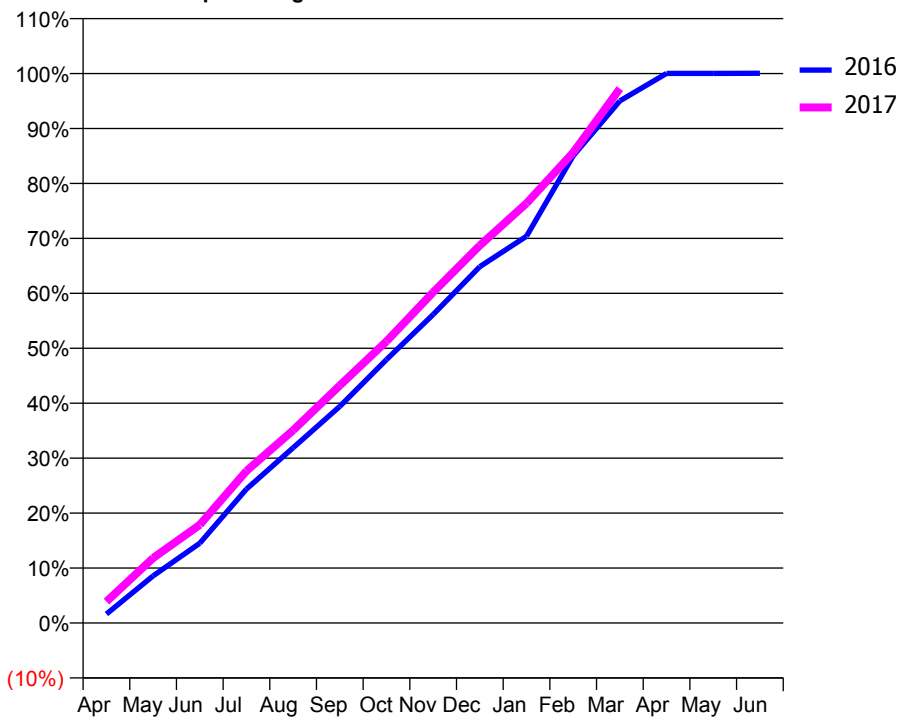
ACCESS*

Patients seen in 24 months	Total	Change since previous quarter
Quarter ending March 2016	10,983	
Quarter ending June 2016	11,056	→
Quarter ending September 2016	11,041	→
Quarter ending December 2016	11,127	→
Quarter ending March 2017	11,276	→
Variance since March 2016	2.7%	↑



ACTIVITY

Cumulative percentage of contracted UDA delivered 2016 & 2017



Month	Adjusted Scheduled Activity (UDA)	
	2016	2017
April	584	1,396
May	3,072	4,238
June	5,196	6,400
July	8,724	9,908
August	11,423	12,557
September	14,112	15,476
October	17,165	18,352
November	20,098	21,552
December	23,214	24,597
January	25,199	27,347
February	30,433	30,652
March	34,020	34,817
April	35,803	
May	35,809	
June	35,816	

QUALITY

	Quantity	Base Number	Contract	AT	Region	England
% of FP17s for the same patient ID Re-attending within 3 months - Children	518	5,149	10.1%	13.0%	13.3%	12.3%
% of FP17s for the same patient ID Re-attending within 3 months - Adults	1,713	10,869	15.8%	16.3%	17.3%	16.7%
% of FP17s for the same patient ID Re-attending between 3 & 9 months - Children	2,818	5,149	54.7%	54.5%	58.9%	57.6%
% of FP17s for the same patient ID Re-attending between 3 & 9 months - Adults	5,794	10,869	53.3%	50.2%	52.2%	50.1%
% of FP17s for Band 1 Urgent Courses	649	14,484	4.5%	8.8%	9.2%	9.1%
% of FP17s Relating to Free Repair or Replacements	327	14,484	2.3%	1.3%	1.0%	0.8%
% of FP17s Relating to Continuations	489	14,484	3.4%	1.7%	1.4%	1.2%
% of Patients satisfied with the dentistry they have received	19	21	90.5%	92.0%	93.1%	92.8%
% of Patients satisfied with the time they had to wait for an appointment	19	21	90.5%	88.8%	89.5%	88.7%

* This is based on patients treated on this contract for their most recent course of treatment. Figures in italics indicate the base number of FP17s or Patient Questionnaire responses are less than 100. N/A is shown where the base number of responses is less than 10 during the period. % is calculated as Quantity/Base number*100

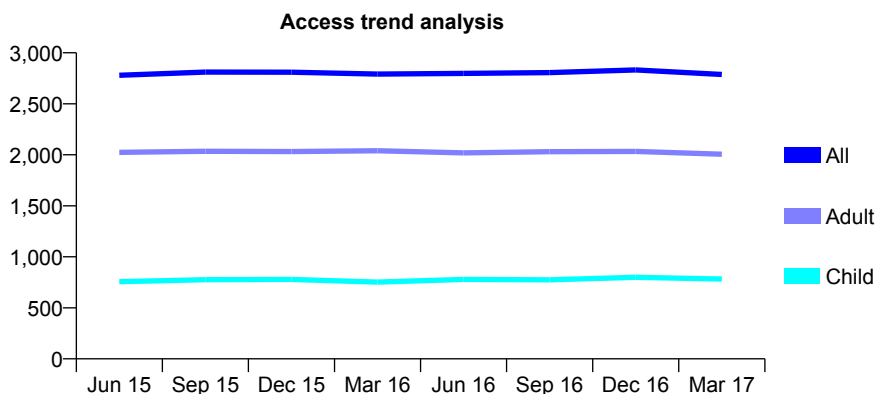
Q45 - Vital Signs At a Glance Contract Report for 630500/0001 - March 2017

Name or company name	MR NP PLAHE
Contract type name	GDS Contract
Purpose of contract	General
Contract start date	01/04/2006
Contract end date	

16/17 Contracted general activity (UDA)	7,723
Carry forward general activity (UDA)	0
16/17 Contracted orthodontic activity (UOA)	0
Carry forward orthodontic activity (UOA)	0
Baseline contract value	£180,490.09

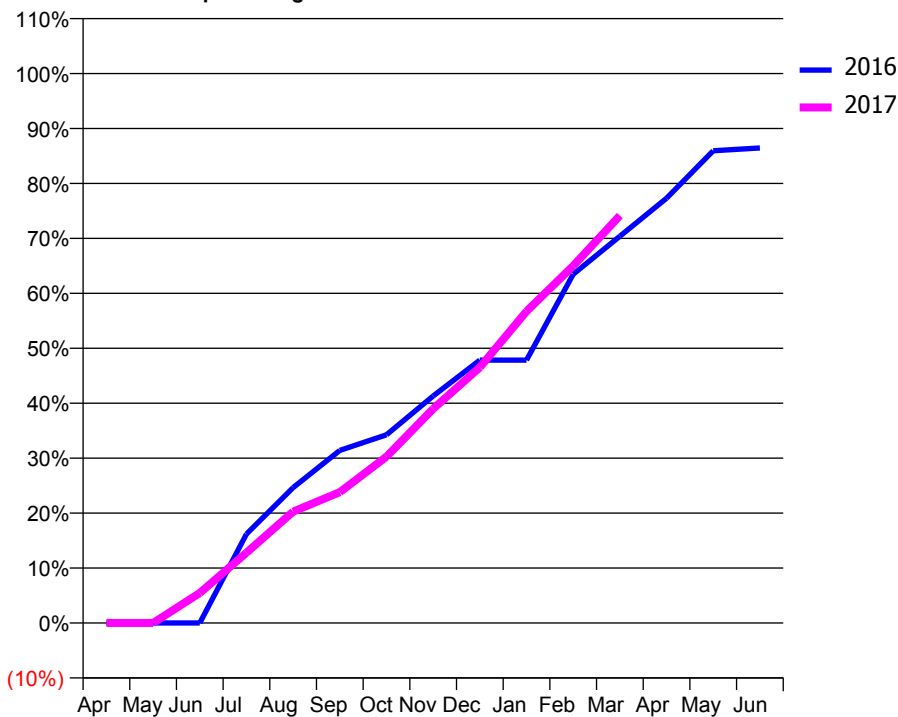
ACCESS*

Patients seen in 24 months	Total	Change since previous quarter
Quarter ending March 2016	2,792	
Quarter ending June 2016	2,798	→
Quarter ending September 2016	2,806	→
Quarter ending December 2016	2,832	→
Quarter ending March 2017	2,788	↓
Variance since March 2016	(0.1%)	→



ACTIVITY

Cumulative percentage of contracted UDA delivered 2016 & 2017



Month	Adjusted Scheduled Activity (UDA)	
	2016	2017
April	0	0
May	1	0
June	1	422
July	1,251	988
August	1,903	1,567
September	2,425	1,839
October	2,646	2,338
November	3,192	3,012
December	3,695	3,594
January	3,695	4,382
February	4,902	5,020
March	5,436	5,727
April	5,971	
May	6,637	
June	6,676	

QUALITY

	Quantity	Base Number	Contract	AT	Region	England
% of FP17s for the same patient ID Re-attending within 3 months - Children	44	903	4.9%	13.0%	13.3%	12.3%
% of FP17s for the same patient ID Re-attending within 3 months - Adults	254	2,239	11.3%	16.3%	17.3%	16.7%
% of FP17s for the same patient ID Re-attending between 3 & 9 months - Children	349	903	38.6%	54.5%	58.9%	57.6%
% of FP17s for the same patient ID Re-attending between 3 & 9 months - Adults	837	2,239	37.4%	50.2%	52.2%	50.1%
% of FP17s for Band 1 Urgent Courses	146	2,547	5.7%	8.8%	9.2%	9.1%
% of FP17s Relating to Free Repair or Replacements	37	2,547	1.5%	1.3%	1.0%	0.8%
% of FP17s Relating to Continuations	53	2,547	2.1%	1.7%	1.4%	1.2%
% of Patients satisfied with the dentistry they have received	9	9	N/A	92.0%	93.1%	92.8%
% of Patients satisfied with the time they had to wait for an appointment	8	9	N/A	88.8%	89.5%	88.7%

* This is based on patients treated on this contract for their most recent course of treatment. Figures in italics indicate the base number of FP17s or Patient Questionnaire responses are less than 100. N/A is shown where the base number of responses is less than 10 during the period. % is calculated as Quantity/Base number*100

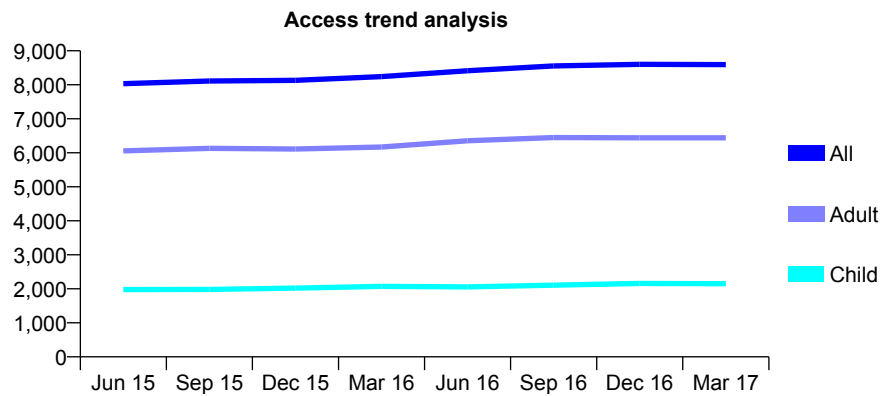
Q45 - Vital Signs At a Glance Contract Report for 636827/0002 - March 2017

Name or company name	MR OS DHANOYA
Contract type name	Pilot Contract
Purpose of contract	General
Contract start date	01/04/2006
Contract end date	

16/17 Contracted general activity (UDA)	30,842
Carry forward general activity (UDA)	0
16/17 Contracted orthodontic activity (UOA)	0
Carry forward orthodontic activity (UOA)	0
Baseline contract value	£863,497.67

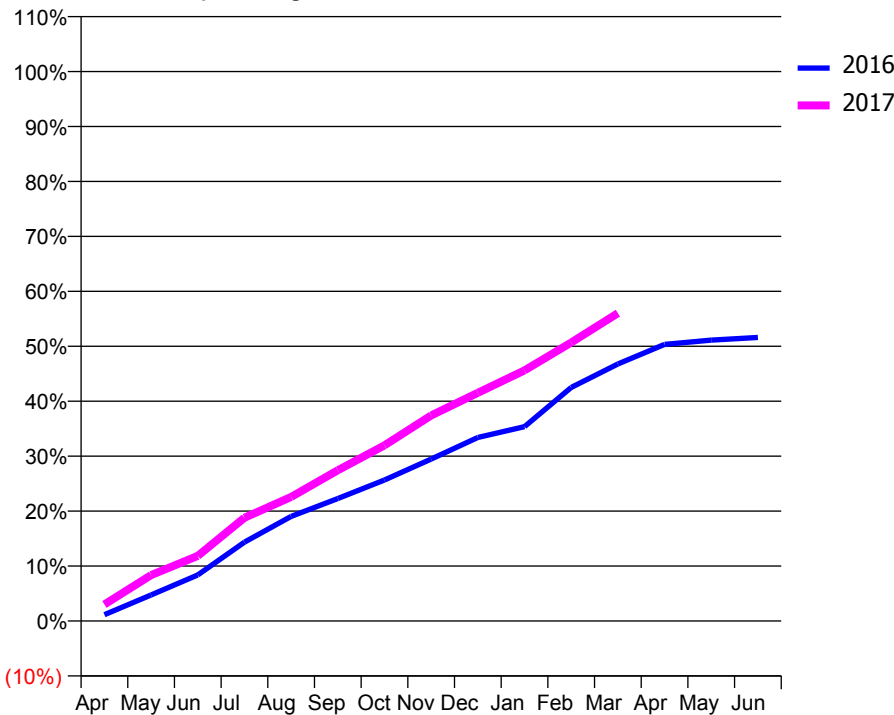
ACCESS*

Patients seen in 24 months	Total	Change since previous quarter
Quarter ending March 2016	8,240	
Quarter ending June 2016	8,412	↑
Quarter ending September 2016	8,556	→
Quarter ending December 2016	8,600	→
Quarter ending March 2017	8,594	→
Variance since March 2016	4.3%	↑



ACTIVITY

Cumulative percentage of contracted UDA delivered 2016 & 2017



Month	Adjusted Scheduled Activity (UDA)	
	2016	2017
April	358	931
May	1,465	2,576
June	2,584	3,653
July	4,425	5,800
August	5,872	6,965
September	6,873	8,459
October	7,914	9,860
November	9,089	11,536
December	10,303	12,813
January	10,906	14,067
February	13,106	15,631
March	14,425	17,281
April	15,530	
May	15,765	
June	15,917	

QUALITY

	Quantity	Base Number	Contract	AT	Region	England
% of FP17s for the same patient ID Re-attending within 3 months - Children	249	3,010	8.3%	13.0%	13.3%	12.3%
% of FP17s for the same patient ID Re-attending within 3 months - Adults	1,245	7,975	15.6%	16.3%	17.3%	16.7%
% of FP17s for the same patient ID Re-attending between 3 & 9 months - Children	1,349	3,010	44.8%	54.5%	58.9%	57.6%
% of FP17s for the same patient ID Re-attending between 3 & 9 months - Adults	3,085	7,975	38.7%	50.2%	52.2%	50.1%
% of FP17s for Band 1 Urgent Courses	736	8,375	8.8%	8.8%	9.2%	9.1%
% of FP17s Relating to Free Repair or Replacements	97	8,375	1.2%	1.3%	1.0%	0.8%
% of FP17s Relating to Continuations	2	8,375	0.0%	1.7%	1.4%	1.2%
% of Patients satisfied with the dentistry they have received	10	11	90.9%	92.0%	93.1%	92.8%
% of Patients satisfied with the time they had to wait for an appointment	9	11	81.8%	88.8%	89.5%	88.7%

* This is based on patients treated on this contract for their most recent course of treatment. Figures in italics indicate the base number of FP17s or Patient Questionnaire responses are less than 100. N/A is shown where the base number of responses is less than 10 during the period. % is calculated as Quantity/Base number*100

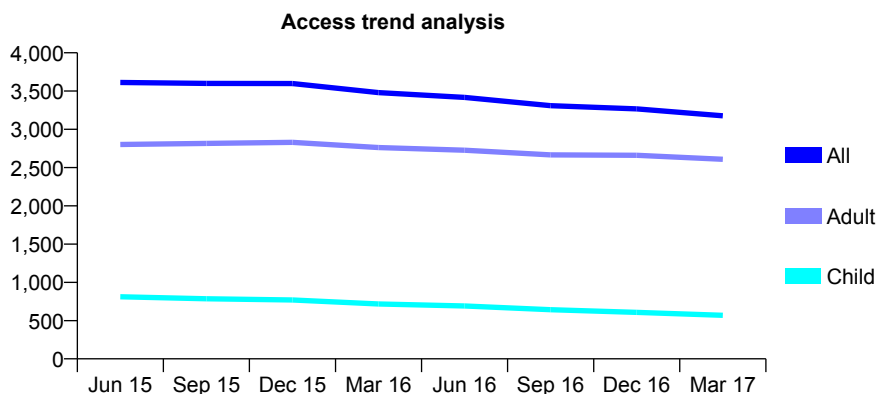
Q45 - Vital Signs At a Glance Contract Report for 642304/0001 - March 2017

Name or company name	MISS K HORNE
Contract type name	GDS Contract
Purpose of contract	General
Contract start date	01/04/2006
Contract end date	

16/17 Contracted general activity (UDA)	12,954
Carry forward general activity (UDA)	0
16/17 Contracted orthodontic activity (UOA)	0
Carry forward orthodontic activity (UOA)	0
Baseline contract value	£295,589.37

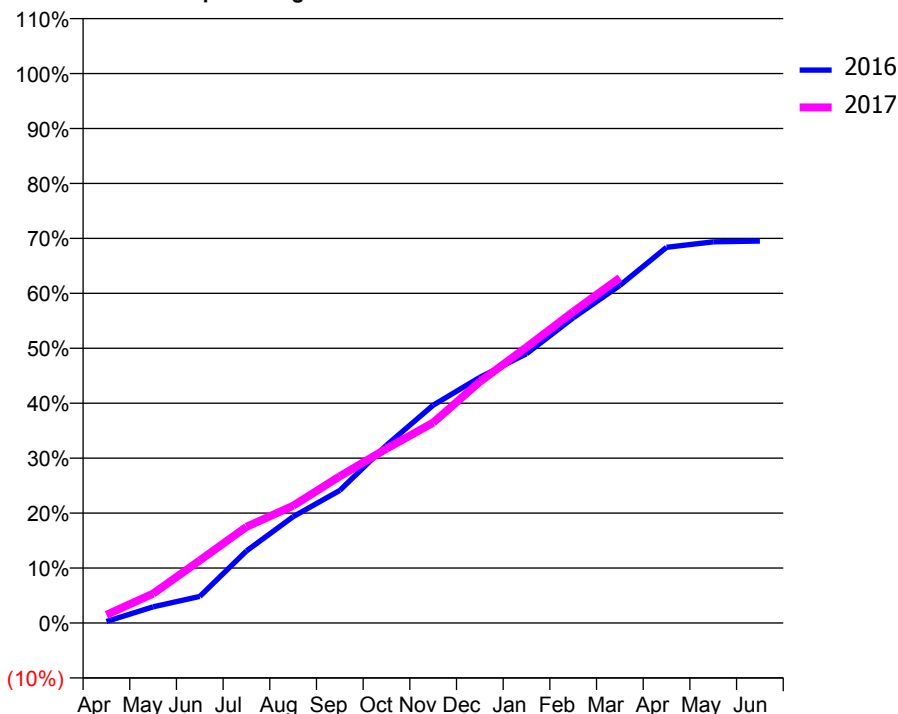
ACCESS*

Patients seen in 24 months	Total	Change since previous quarter
Quarter ending March 2016	3,480	
Quarter ending June 2016	3,417	↓
Quarter ending September 2016	3,309	↓
Quarter ending December 2016	3,267	↓
Quarter ending March 2017	3,177	↓
Variance since March 2016	(8.7%)	↓



ACTIVITY

Cumulative percentage of contracted UDA delivered 2016 & 2017



Adjusted Scheduled Activity (UDA)

Month	2016	2017
April	35	195
May	382	694
June	628	1,476
July	1,701	2,268
August	2,508	2,764
September	3,127	3,460
October	4,192	4,111
November	5,135	4,725
December	5,791	5,688
January	6,350	6,502
February	7,194	7,338
March	7,958	8,136
April	8,858	
May	8,987	
June	9,006	

QUALITY

	Quantity	Base Number	Contract	AT	Region	England
% of FP17s for the same patient ID Re-attending within 3 months - Children	71	687	10.3%	13.0%	13.3%	12.3%
% of FP17s for the same patient ID Re-attending within 3 months - Adults	453	2,719	16.7%	16.3%	17.3%	16.7%
% of FP17s for the same patient ID Re-attending between 3 & 9 months - Children	200	687	29.1%	54.5%	58.9%	57.6%
% of FP17s for the same patient ID Re-attending between 3 & 9 months - Adults	672	2,719	24.7%	50.2%	52.2%	50.1%
% of FP17s for Band 1 Urgent Courses	675	3,023	22.3%	8.8%	9.2%	9.1%
% of FP17s Relating to Free Repair or Replacements	70	3,023	2.3%	1.3%	1.0%	0.8%
% of FP17s Relating to Continuations	92	3,023	3.0%	1.7%	1.4%	1.2%
% of Patients satisfied with the dentistry they have received	19	20	95.0%	92.0%	93.1%	92.8%
% of Patients satisfied with the time they had to wait for an appointment	19	20	95.0%	88.8%	89.5%	88.7%

* This is based on patients treated on this contract for their most recent course of treatment. Figures in italics indicate the base number of FP17s or Patient Questionnaire responses are less than 100. N/A is shown where the base number of responses is less than 10 during the period. % is calculated as Quantity/Base number*100

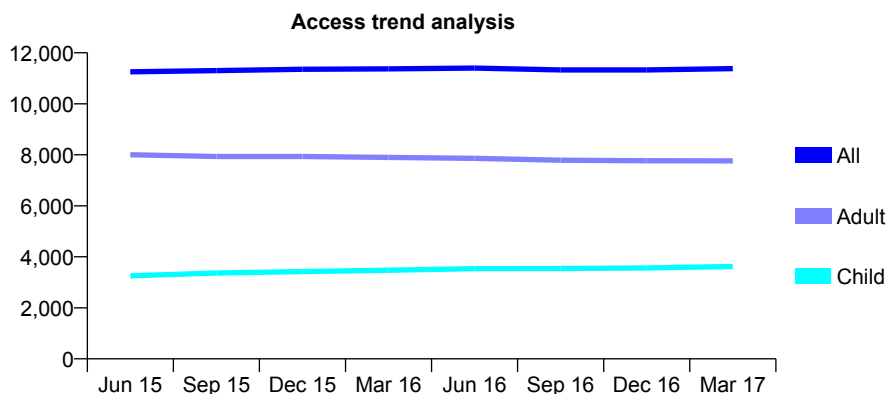
Q45 - Vital Signs At a Glance Contract Report for 650676/0001 - March 2017

Name or company name	MR PA AVERLEY
Contract type name	GDS Contract
Purpose of contract	General and Orthodontic
Contract start date	01/04/2006
Contract end date	

16/17 Contracted general activity (UDA)	44,674
Carry forward general activity (UDA)	1,397
16/17 Contracted orthodontic activity (UOA)	578
Carry forward orthodontic activity (UOA)	0
Baseline contract value	£1,444,609.67

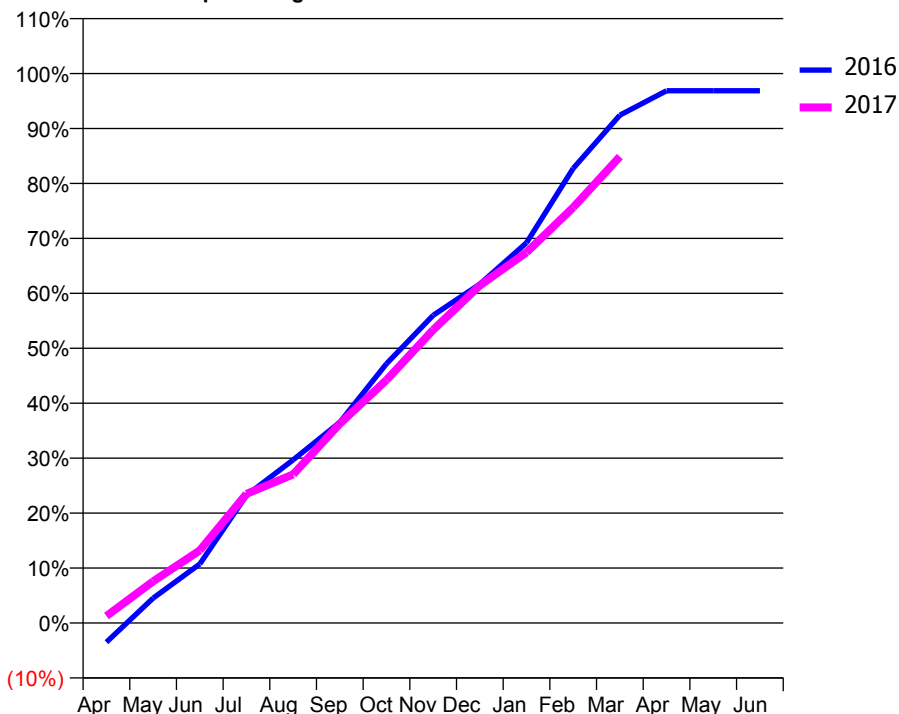
ACCESS*

Patients seen in 24 months	Total	Change since previous quarter
Quarter ending March 2016	11,372	
Quarter ending June 2016	11,400	→
Quarter ending September 2016	11,329	→
Quarter ending December 2016	11,326	→
Quarter ending March 2017	11,383	→
Variance since March 2016	0.1%	→



ACTIVITY

Cumulative percentage of contracted UDA delivered 2016 & 2017



Month	Adjusted Scheduled Activity (UDA)	
	2016	2017
April	-1,571	569
May	2,024	3,388
June	4,798	5,904
July	10,378	10,498
August	13,264	12,077
September	16,321	16,201
October	21,082	19,759
November	25,019	23,835
December	27,553	27,448
January	30,918	30,128
February	36,965	33,786
March	41,292	37,919
April	43,270	
May	43,274	
June	43,277	

QUALITY

	Quantity	Base Number	Contract	AT	Region	England
% of FP17s for the same patient ID Re-attending within 3 months - Children	570	5,962	9.6%	13.0%	13.3%	12.3%
% of FP17s for the same patient ID Re-attending within 3 months - Adults	1,982	12,608	15.7%	16.3%	17.3%	16.7%
% of FP17s for the same patient ID Re-attending between 3 & 9 months - Children	3,716	5,962	62.3%	54.5%	58.9%	57.6%
% of FP17s for the same patient ID Re-attending between 3 & 9 months - Adults	7,942	12,608	63.0%	50.2%	52.2%	50.1%
% of FP17s for Band 1 Urgent Courses	1,091	17,772	6.1%	8.8%	9.2%	9.1%
% of FP17s Relating to Free Repair or Replacements	181	17,772	1.0%	1.3%	1.0%	0.8%
% of FP17s Relating to Continuations	347	17,772	2.0%	1.7%	1.4%	1.2%
% of Patients satisfied with the dentistry they have received	26	27	96.3%	92.0%	93.1%	92.8%
% of Patients satisfied with the time they had to wait for an appointment	25	27	92.6%	88.8%	89.5%	88.7%

* This is based on patients treated on this contract for their most recent course of treatment. Figures in italics indicate the base number of FP17s or Patient Questionnaire responses are less than 100. N/A is shown where the base number of responses is less than 10 during the period. % is calculated as Quantity/Base number*100

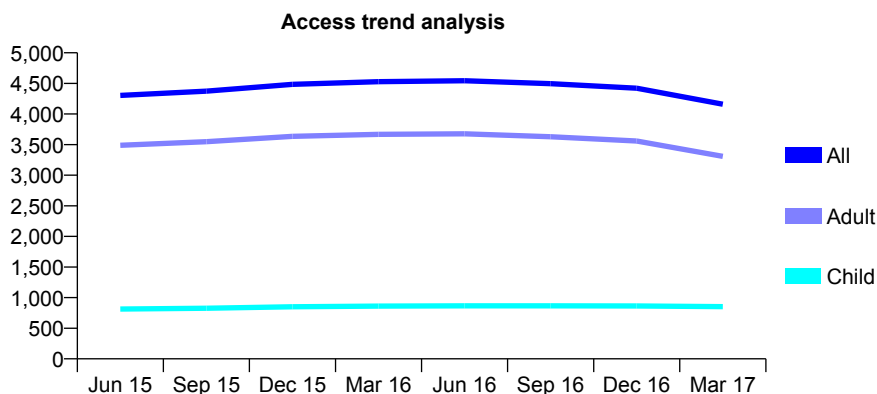
Q45 - Vital Signs At a Glance Contract Report for 652660/0001 - March 2017

Name or company name	MR LG ROBSON
Contract type name	GDS Contract
Purpose of contract	General
Contract start date	01/04/2006
Contract end date	

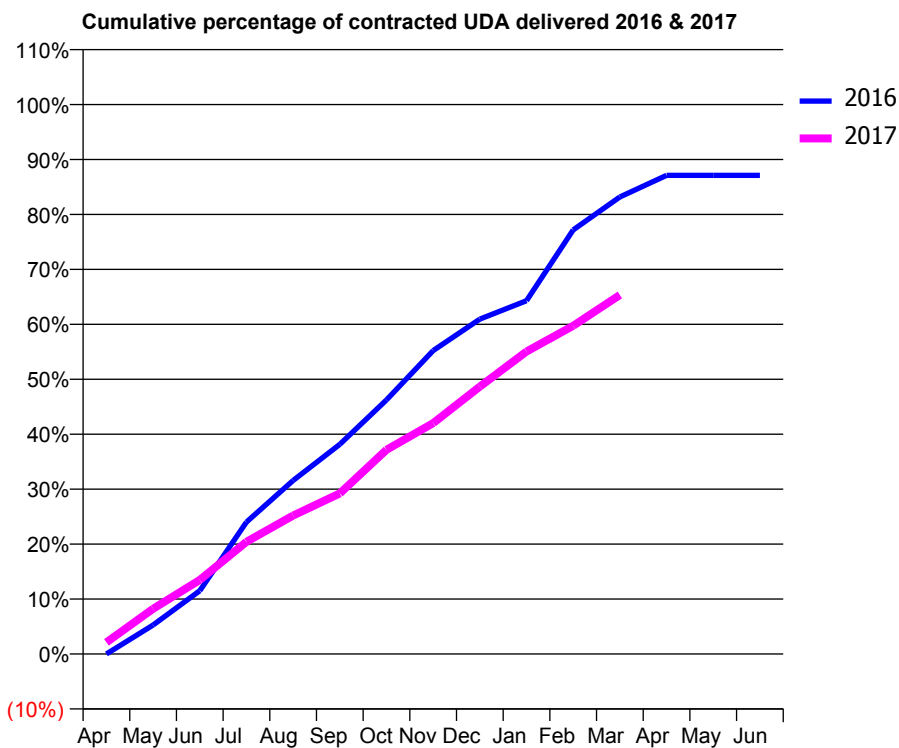
16/17 Contracted general activity (UDA)	15,361
Carry forward general activity (UDA)	0
16/17 Contracted orthodontic activity (UOA)	0
Carry forward orthodontic activity (UOA)	0
Baseline contract value	£396,239.56

ACCESS*

Patients seen in 24 months	Total	Change since previous quarter
Quarter ending March 2016	4,528	
Quarter ending June 2016	4,543	→
Quarter ending September 2016	4,495	↓
Quarter ending December 2016	4,422	↓
Quarter ending March 2017	4,161	↓
Variance since March 2016	(8.1%)	↓



ACTIVITY



Month	Adjusted Scheduled Activity (UDA)	
	2016	2017
April	0	325
May	810	1,265
June	1,770	2,072
July	3,687	3,137
August	4,852	3,871
September	5,861	4,492
October	7,103	5,709
November	8,483	6,455
December	9,363	7,475
January	9,876	8,457
February	11,854	9,176
March	12,776	10,037
April	13,381	
May	13,379	
June	13,379	

QUALITY

	Quantity	Base Number	Contract	AT	Region	England
% of FP17s for the same patient ID Re-attending within 3 months - Children	67	1,107	6.1%	13.0%	13.3%	12.3%
% of FP17s for the same patient ID Re-attending within 3 months - Adults	667	3,887	17.2%	16.3%	17.3%	16.7%
% of FP17s for the same patient ID Re-attending between 3 & 9 months - Children	630	1,107	56.9%	54.5%	58.9%	57.6%
% of FP17s for the same patient ID Re-attending between 3 & 9 months - Adults	2,131	3,887	54.8%	50.2%	52.2%	50.1%
% of FP17s for Band 1 Urgent Courses	601	4,676	12.9%	8.8%	9.2%	9.1%
% of FP17s Relating to Free Repair or Replacements	189	4,676	4.0%	1.3%	1.0%	0.8%
% of FP17s Relating to Continuations	30	4,676	0.6%	1.7%	1.4%	1.2%
% of Patients satisfied with the dentistry they have received	11	12	91.7%	92.0%	93.1%	92.8%
% of Patients satisfied with the time they had to wait for an appointment	10	12	83.3%	88.8%	89.5%	88.7%

* This is based on patients treated on this contract for their most recent course of treatment. Figures in italics indicate the base number of FP17s or Patient Questionnaire responses are less than 100. N/A is shown where the base number of responses is less than 10 during the period. % is calculated as Quantity/Base number*100

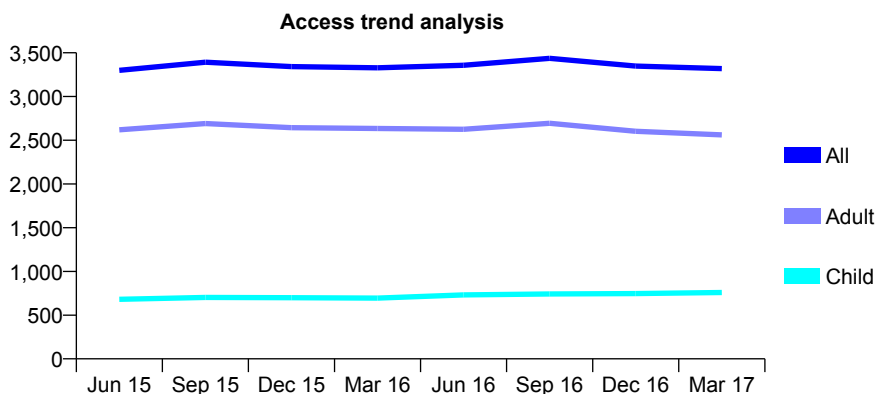
Q45 - Vital Signs At a Glance Contract Report for 658340/0001 - March 2017

Name or company name	MR MF BARNETT
Contract type name	GDS Contract
Purpose of contract	General and Orthodontic
Contract start date	01/04/2006
Contract end date	

16/17 Contracted general activity (UDA)	10,890
Carry forward general activity (UDA)	45
16/17 Contracted orthodontic activity (UOA)	6
Carry forward orthodontic activity (UOA)	0
Baseline contract value	£322,798.97

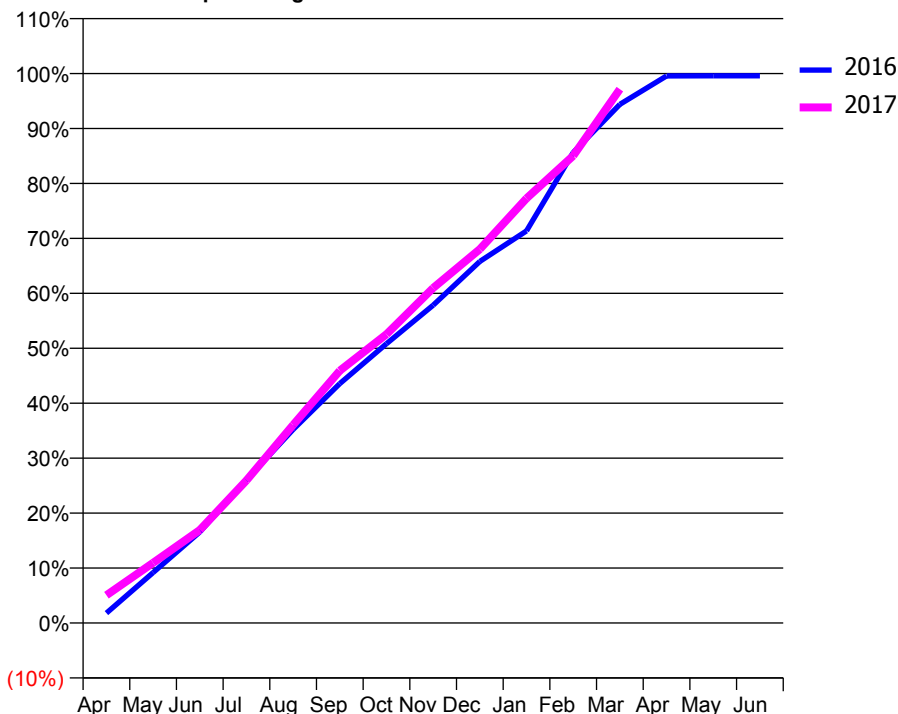
ACCESS*

Patients seen in 24 months	Total	Change since previous quarter
Quarter ending March 2016	3,329	
Quarter ending June 2016	3,358	→
Quarter ending September 2016	3,436	↑
Quarter ending December 2016	3,348	↓
Quarter ending March 2017	3,320	→
Variance since March 2016	(0.3%)	→



ACTIVITY

Cumulative percentage of contracted UDA delivered 2016 & 2017



Adjusted Scheduled Activity (UDA)

Month	2016	2017
April	197	551
May	1,000	1,194
June	1,803	1,843
July	2,836	2,825
August	3,835	3,925
September	4,744	5,002
October	5,535	5,722
November	6,300	6,639
December	7,165	7,408
January	7,770	8,416
February	9,325	9,260
March	10,278	10,580
April	10,841	
May	10,845	
June	10,845	

QUALITY

	Quantity	Base Number	Contract	AT	Region	England
% of FP17s for the same patient ID Re-attending within 3 months - Children	44	1,432	3.1%	13.0%	13.3%	12.3%
% of FP17s for the same patient ID Re-attending within 3 months - Adults	373	4,210	8.9%	16.3%	17.3%	16.7%
% of FP17s for the same patient ID Re-attending between 3 & 9 months - Children	716	1,432	50.0%	54.5%	58.9%	57.6%
% of FP17s for the same patient ID Re-attending between 3 & 9 months - Adults	2,049	4,210	48.7%	50.2%	52.2%	50.1%
% of FP17s for Band 1 Urgent Courses	190	4,843	3.9%	8.8%	9.2%	9.1%
% of FP17s Relating to Free Repair or Replacements	29	4,843	0.6%	1.3%	1.0%	0.8%
% of FP17s Relating to Continuations	124	4,843	2.6%	1.7%	1.4%	1.2%
% of Patients satisfied with the dentistry they have received	14	15	93.3%	92.0%	93.1%	92.8%
% of Patients satisfied with the time they had to wait for an appointment	14	15	93.3%	88.8%	89.5%	88.7%

* This is based on patients treated on this contract for their most recent course of treatment. Figures in italics indicate the base number of FP17s or Patient Questionnaire responses are less than 100. N/A is shown where the base number of responses is less than 10 during the period. % is calculated as Quantity/Base number*100

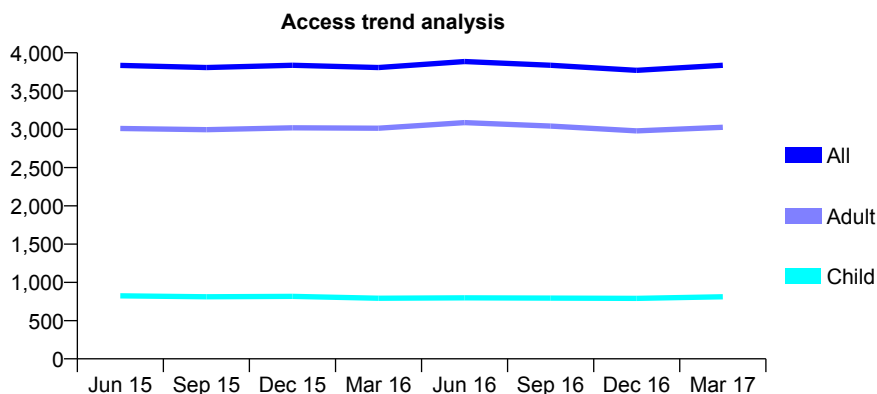
Q45 - Vital Signs At a Glance Contract Report for 661457/0001 - March 2017

Name or company name	MR DM MALPASS
Contract type name	GDS Contract
Purpose of contract	General
Contract start date	01/04/2006
Contract end date	

16/17 Contracted general activity (UDA)	10,000
Carry forward general activity (UDA)	187
16/17 Contracted orthodontic activity (UOA)	0
Carry forward orthodontic activity (UOA)	0
Baseline contract value	£296,572.60

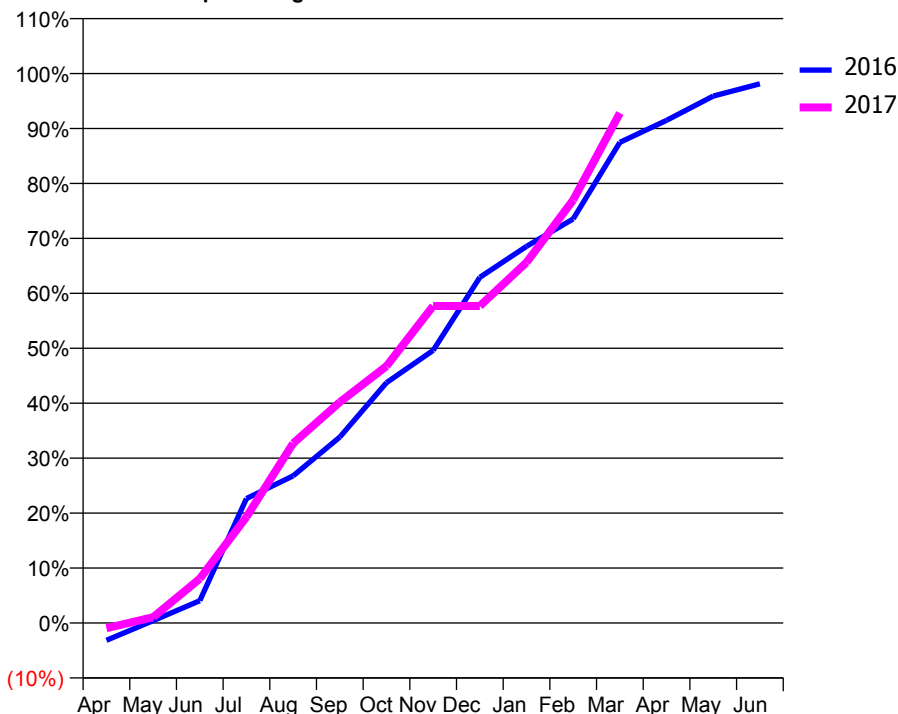
ACCESS*

Patients seen in 24 months	Total	Change since previous quarter
Quarter ending March 2016	3,807	
Quarter ending June 2016	3,886	↑
Quarter ending September 2016	3,837	↓
Quarter ending December 2016	3,770	↓
Quarter ending March 2017	3,837	→
Variance since March 2016	0.8%	→



ACTIVITY

Cumulative percentage of contracted UDA delivered 2016 & 2017



Adjusted Scheduled Activity (UDA)

Month	2016	2017
April	-318	-95
May	42	106
June	406	808
July	2,265	1,930
August	2,677	3,271
September	3,385	4,020
October	4,373	4,676
November	4,960	5,769
December	6,291	5,769
January	6,855	6,562
February	7,354	7,698
March	8,748	9,280
April	9,148	
May	9,589	
June	9,813	

QUALITY

	Quantity	Base Number	Contract	AT	Region	England
% of FP17s for the same patient ID Re-attending within 3 months - Children	64	1,136	5.6%	13.0%	13.3%	12.3%
% of FP17s for the same patient ID Re-attending within 3 months - Adults	763	4,820	15.8%	16.3%	17.3%	16.7%
% of FP17s for the same patient ID Re-attending between 3 & 9 months - Children	613	1,136	54.0%	54.5%	58.9%	57.6%
% of FP17s for the same patient ID Re-attending between 3 & 9 months - Adults	2,681	4,820	55.6%	50.2%	52.2%	50.1%
% of FP17s for Band 1 Urgent Courses	452	4,775	9.5%	8.8%	9.2%	9.1%
% of FP17s Relating to Free Repair or Replacements	56	4,775	1.2%	1.3%	1.0%	0.8%
% of FP17s Relating to Continuations	44	4,775	0.9%	1.7%	1.4%	1.2%
% of Patients satisfied with the dentistry they have received	13	13	100.0%	92.0%	93.1%	92.8%
% of Patients satisfied with the time they had to wait for an appointment	12	13	92.3%	88.8%	89.5%	88.7%

* This is based on patients treated on this contract for their most recent course of treatment. Figures in italics indicate the base number of FP17s or Patient Questionnaire responses are less than 100. N/A is shown where the base number of responses is less than 10 during the period. % is calculated as Quantity/Base number*100

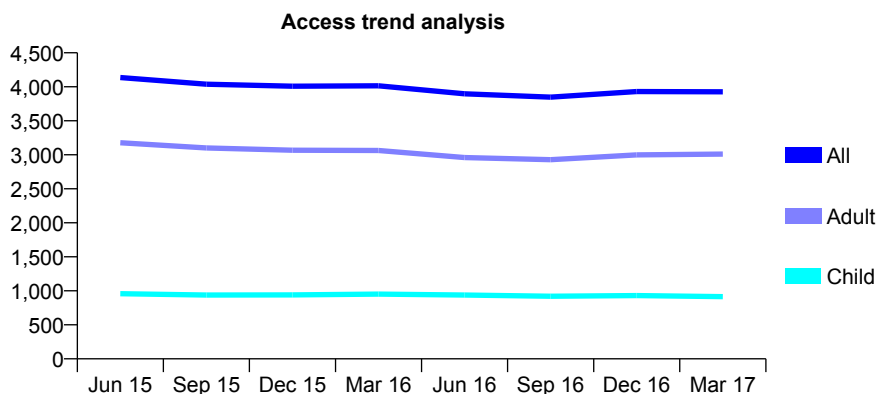
Q45 - Vital Signs At a Glance Contract Report for 661465/0001 - March 2017

Name or company name	MR MA PEARSON
Contract type name	GDS Contract
Purpose of contract	General and Orthodontic
Contract start date	01/04/2006
Contract end date	

16/17 Contracted general activity (UDA)	15,393
Carry forward general activity (UDA)	133
16/17 Contracted orthodontic activity (UOA)	21
Carry forward orthodontic activity (UOA)	0
Baseline contract value	£459,758.06

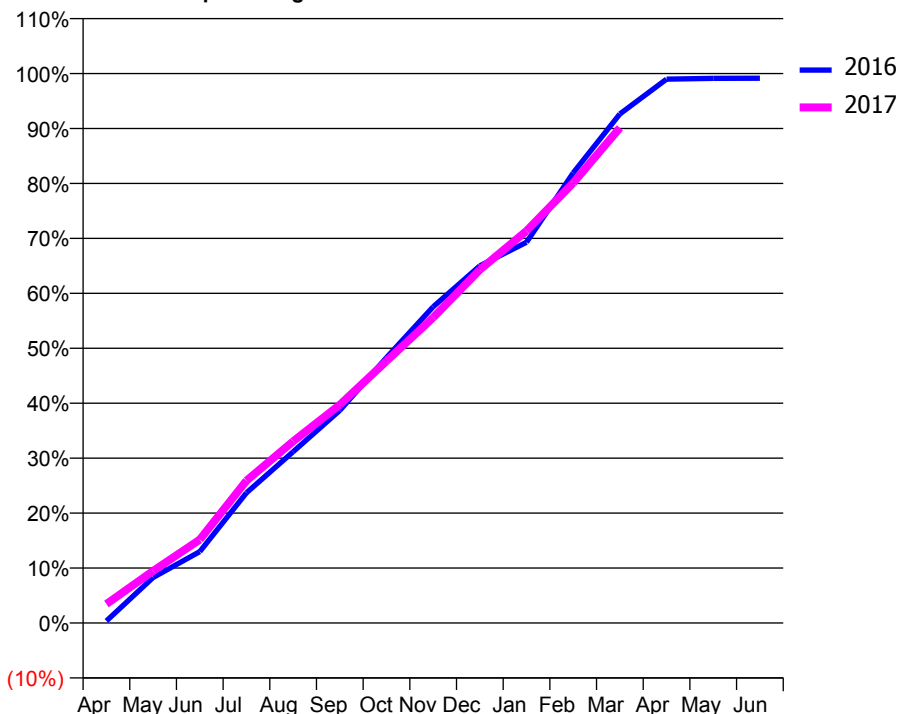
ACCESS*

Patients seen in 24 months	Total	Change since previous quarter
Quarter ending March 2016	4,014	
Quarter ending June 2016	3,898	↓
Quarter ending September 2016	3,849	↓
Quarter ending December 2016	3,930	↑
Quarter ending March 2017	3,926	→
Variance since March 2016	(2.2%)	↓



ACTIVITY

Cumulative percentage of contracted UDA delivered 2016 & 2017



Month	Adjusted Scheduled Activity (UDA)	
	2016	2017
April	57	533
May	1,275	1,459
June	2,000	2,335
July	3,646	3,989
August	4,797	5,089
September	5,958	6,111
October	7,437	7,337
November	8,857	8,557
December	10,004	9,898
January	10,665	10,983
February	12,610	12,330
March	14,258	13,873
April	15,233	
May	15,256	
June	15,260	

QUALITY

	Quantity	Base Number	Contract	AT	Region	England
% of FP17s for the same patient ID Re-attending within 3 months - Children	77	1,909	4.0%	13.0%	13.3%	12.3%
% of FP17s for the same patient ID Re-attending within 3 months - Adults	475	4,945	9.6%	16.3%	17.3%	16.7%
% of FP17s for the same patient ID Re-attending between 3 & 9 months - Children	1,147	1,909	60.1%	54.5%	58.9%	57.6%
% of FP17s for the same patient ID Re-attending between 3 & 9 months - Adults	2,780	4,945	56.2%	50.2%	52.2%	50.1%
% of FP17s for Band 1 Urgent Courses	215	6,485	3.3%	8.8%	9.2%	9.1%
% of FP17s Relating to Free Repair or Replacements	72	6,485	1.1%	1.3%	1.0%	0.8%
% of FP17s Relating to Continuations	193	6,485	3.0%	1.7%	1.4%	1.2%
% of Patients satisfied with the dentistry they have received	6	6	N/A	92.0%	93.1%	92.8%
% of Patients satisfied with the time they had to wait for an appointment	5	6	N/A	88.8%	89.5%	88.7%

* This is based on patients treated on this contract for their most recent course of treatment. Figures in italics indicate the base number of FP17s or Patient Questionnaire responses are less than 100. N/A is shown where the base number of responses is less than 10 during the period. % is calculated as Quantity/Base number*100

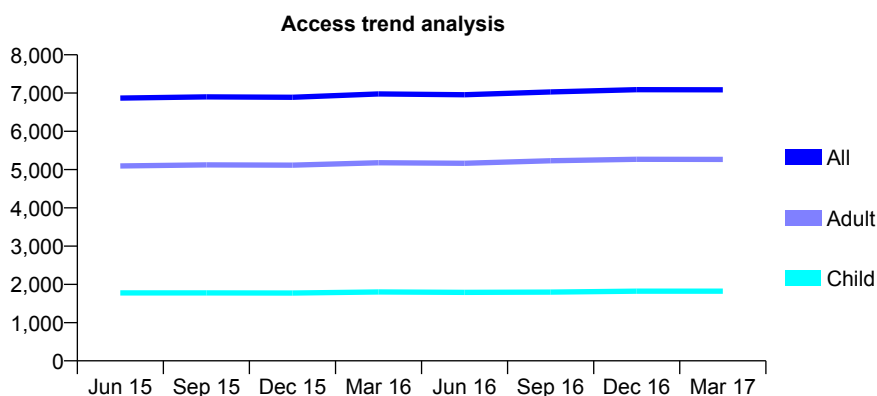
Q45 - Vital Signs At a Glance Contract Report for 675865/0002 - March 2017

Name or company name	MRS M BENNISON
Contract type name	GDS Contract
Purpose of contract	General
Contract start date	01/04/2009
Contract end date	

16/17 Contracted general activity (UDA)	18,165
Carry forward general activity (UDA)	263
16/17 Contracted orthodontic activity (UOA)	0
Carry forward orthodontic activity (UOA)	0
Baseline contract value	£451,798.58

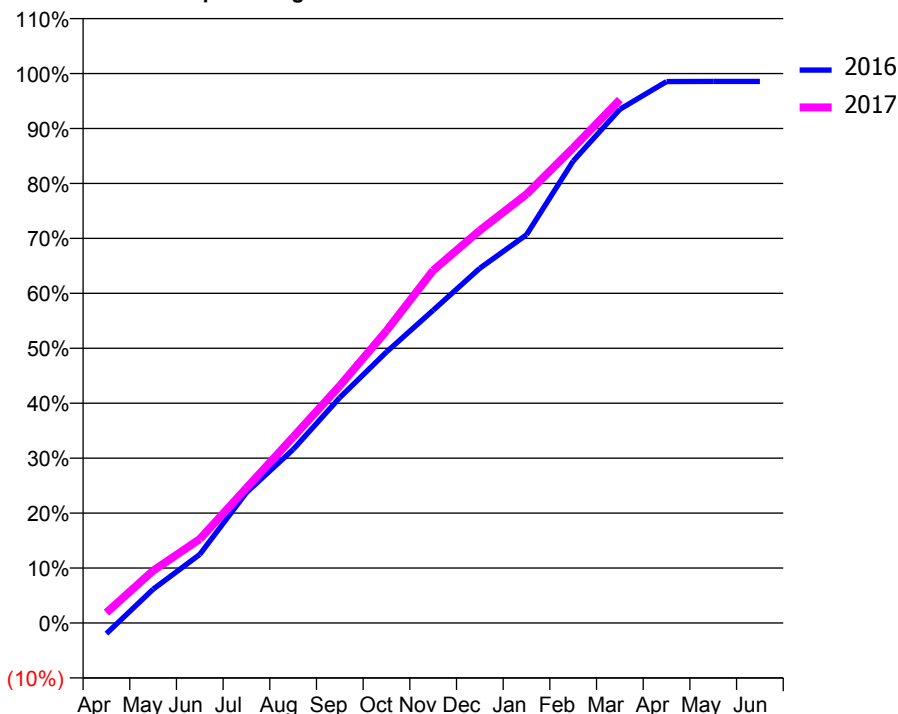
ACCESS*

Patients seen in 24 months	Total	Change since previous quarter
Quarter ending March 2016	6,976	
Quarter ending June 2016	6,957	→
Quarter ending September 2016	7,028	→
Quarter ending December 2016	7,089	→
Quarter ending March 2017	7,086	→
Variance since March 2016	1.6%	→



ACTIVITY

Cumulative percentage of contracted UDA delivered 2016 & 2017



Month	Adjusted Scheduled Activity (UDA)	
	2016	2017
April	-357	344
May	1,115	1,732
June	2,267	2,776
July	4,314	4,462
August	5,738	6,146
September	7,452	7,844
October	8,961	9,660
November	10,339	11,658
December	11,729	12,979
January	12,835	14,175
February	15,272	15,707
March	16,981	17,299
April	17,899	
May	17,902	
June	17,902	

QUALITY

	Quantity	Base Number	Contract	AT	Region	England
% of FP17s for the same patient ID Re-attending within 3 months - Children	280	2,843	9.8%	13.0%	13.3%	12.3%
% of FP17s for the same patient ID Re-attending within 3 months - Adults	1,404	7,850	17.9%	16.3%	17.3%	16.7%
% of FP17s for the same patient ID Re-attending between 3 & 9 months - Children	1,741	2,843	61.2%	54.5%	58.9%	57.6%
% of FP17s for the same patient ID Re-attending between 3 & 9 months - Adults	4,414	7,850	56.2%	50.2%	52.2%	50.1%
% of FP17s for Band 1 Urgent Courses	830	8,935	9.3%	8.8%	9.2%	9.1%
% of FP17s Relating to Free Repair or Replacements	108	8,935	1.2%	1.3%	1.0%	0.8%
% of FP17s Relating to Continuations	130	8,935	1.5%	1.7%	1.4%	1.2%
% of Patients satisfied with the dentistry they have received	37	38	97.4%	92.0%	93.1%	92.8%
% of Patients satisfied with the time they had to wait for an appointment	35	38	92.1%	88.8%	89.5%	88.7%

* This is based on patients treated on this contract for their most recent course of treatment. Figures in italics indicate the base number of FP17s or Patient Questionnaire responses are less than 100. N/A is shown where the base number of responses is less than 10 during the period. % is calculated as Quantity/Base number*100

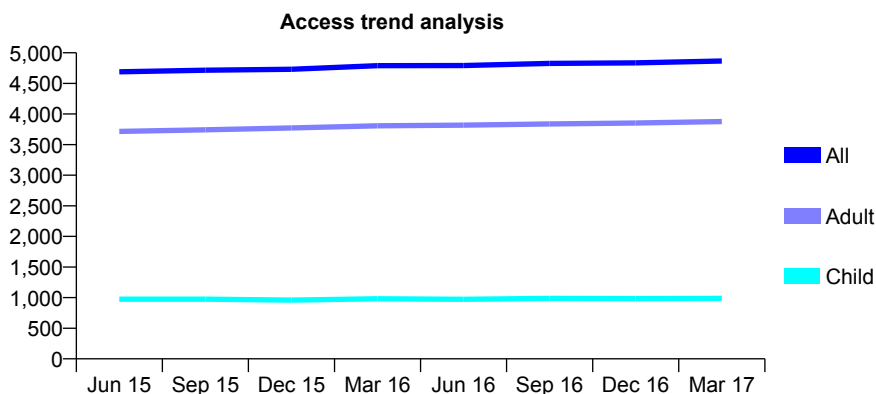
Q45 - Vital Signs At a Glance Contract Report for 676179/0001 - March 2017

Name or company name	MR BA KRAGNES
Contract type name	GDS Contract
Purpose of contract	General and Orthodontic
Contract start date	01/04/2006
Contract end date	

16/17 Contracted general activity (UDA)	13,000
Carry forward general activity (UDA)	0
16/17 Contracted orthodontic activity (UOA)	231
Carry forward orthodontic activity (UOA)	0
Baseline contract value	£317,385.27

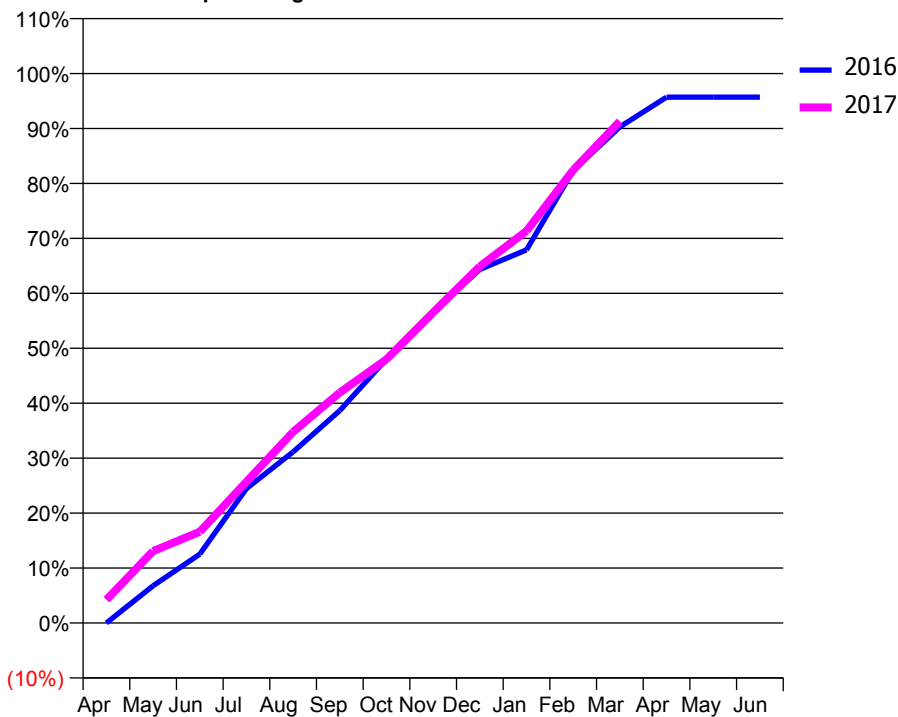
ACCESS*

Patients seen in 24 months	Total	Change since previous quarter
Quarter ending March 2016	4,790	
Quarter ending June 2016	4,791	→
Quarter ending September 2016	4,827	→
Quarter ending December 2016	4,836	→
Quarter ending March 2017	4,866	→
Variance since March 2016	1.6%	→



ACTIVITY

Cumulative percentage of contracted UDA delivered 2016 & 2017



Month	Adjusted Scheduled Activity (UDA)	
	2016	2017
April	0	552
May	881	1,701
June	1,630	2,159
July	3,182	3,343
August	4,048	4,521
September	5,027	5,453
October	6,245	6,238
November	7,362	7,350
December	8,365	8,437
January	8,827	9,273
February	10,706	10,714
March	11,736	11,870
April	12,441	
May	12,441	
June	12,441	

QUALITY

	Quantity	Base Number	Contract	AT	Region	England
% of FP17s for the same patient ID Re-attending within 3 months - Children	103	1,376	7.5%	13.0%	13.3%	12.3%
% of FP17s for the same patient ID Re-attending within 3 months - Adults	632	5,058	12.5%	16.3%	17.3%	16.7%
% of FP17s for the same patient ID Re-attending between 3 & 9 months - Children	600	1,376	43.6%	54.5%	58.9%	57.6%
% of FP17s for the same patient ID Re-attending between 3 & 9 months - Adults	2,422	5,058	47.9%	50.2%	52.2%	50.1%
% of FP17s for Band 1 Urgent Courses	237	6,090	3.9%	8.8%	9.2%	9.1%
% of FP17s Relating to Free Repair or Replacements	25	6,090	0.4%	1.3%	1.0%	0.8%
% of FP17s Relating to Continuations	152	6,090	2.5%	1.7%	1.4%	1.2%
% of Patients satisfied with the dentistry they have received	21	22	95.5%	92.0%	93.1%	92.8%
% of Patients satisfied with the time they had to wait for an appointment	19	22	86.4%	88.8%	89.5%	88.7%

* This is based on patients treated on this contract for their most recent course of treatment. Figures in italics indicate the base number of FP17s or Patient Questionnaire responses are less than 100. N/A is shown where the base number of responses is less than 10 during the period. % is calculated as Quantity/Base number*100

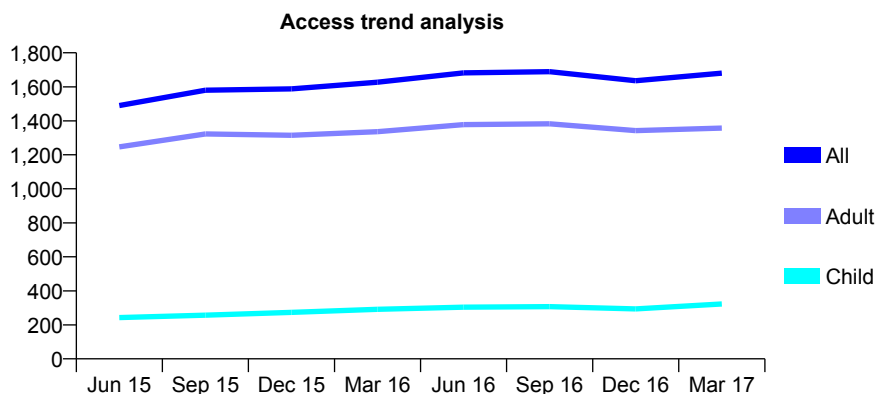
Q45 - Vital Signs At a Glance Contract Report for 686743/0002 - March 2017

Name or company name	MR HS BASRA
Contract type name	GDS Contract
Purpose of contract	General
Contract start date	22/09/2013
Contract end date	

16/17 Contracted general activity (UDA)	5,199
Carry forward general activity (UDA)	0
16/17 Contracted orthodontic activity (UOA)	0
Carry forward orthodontic activity (UOA)	0
Baseline contract value	£168,639.95

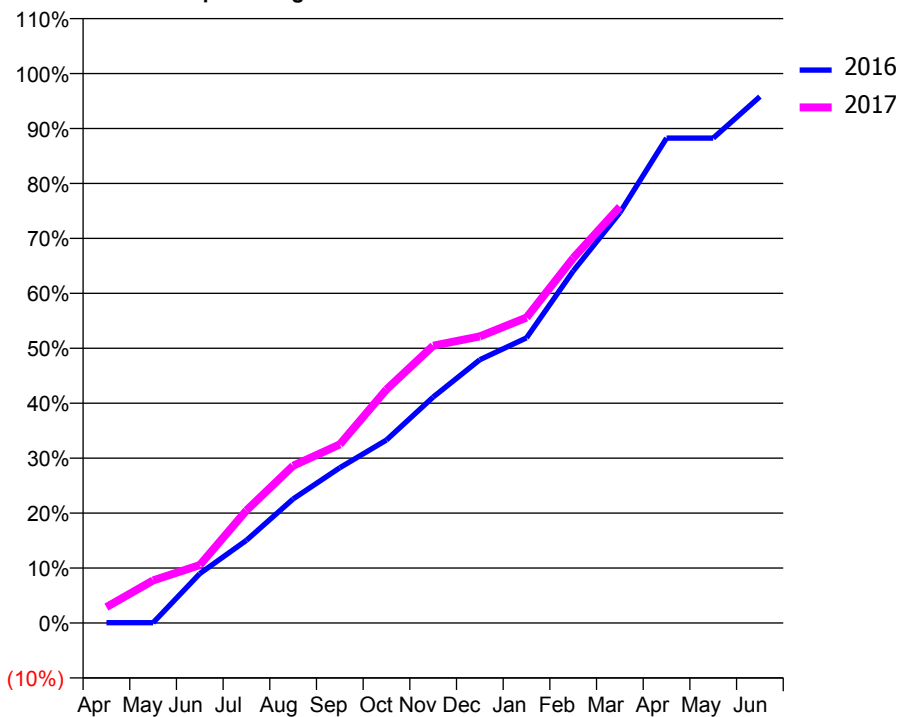
ACCESS*

Patients seen in 24 months	Total	Change since previous quarter
Quarter ending March 2016	1,627	
Quarter ending June 2016	1,682	↑
Quarter ending September 2016	1,689	→
Quarter ending December 2016	1,636	↓
Quarter ending March 2017	1,680	↑
Variance since March 2016	3.3%	↑



ACTIVITY

Cumulative percentage of contracted UDA delivered 2016 & 2017



Month	Adjusted Scheduled Activity (UDA)	
	2016	2017
April	3	150
May	3	403
June	468	549
July	783	1,065
August	1,174	1,488
September	1,470	1,690
October	1,732	2,210
November	2,138	2,623
December	2,491	2,711
January	2,698	2,890
February	3,330	3,453
March	3,883	3,938
April	4,587	
May	4,587	
June	4,980	

QUALITY

	Quantity	Base Number	Contract	AT	Region	England
% of FP17s for the same patient ID Re-attending within 3 months - Children	22	369	6.0%	13.0%	13.3%	12.3%
% of FP17s for the same patient ID Re-attending within 3 months - Adults	158	1,606	9.8%	16.3%	17.3%	16.7%
% of FP17s for the same patient ID Re-attending between 3 & 9 months - Children	182	369	49.3%	54.5%	58.9%	57.6%
% of FP17s for the same patient ID Re-attending between 3 & 9 months - Adults	789	1,606	49.1%	50.2%	52.2%	50.1%
% of FP17s for Band 1 Urgent Courses	73	1,778	4.1%	8.8%	9.2%	9.1%
% of FP17s Relating to Free Repair or Replacements	36	1,778	2.0%	1.3%	1.0%	0.8%
% of FP17s Relating to Continuations	14	1,778	0.8%	1.7%	1.4%	1.2%
% of Patients satisfied with the dentistry they have received	6	6	N/A	92.0%	93.1%	92.8%
% of Patients satisfied with the time they had to wait for an appointment	5	6	N/A	88.8%	89.5%	88.7%

* This is based on patients treated on this contract for their most recent course of treatment. Figures in italics indicate the base number of FP17s or Patient Questionnaire responses are less than 100. N/A is shown where the base number of responses is less than 10 during the period. % is calculated as Quantity/Base number*100

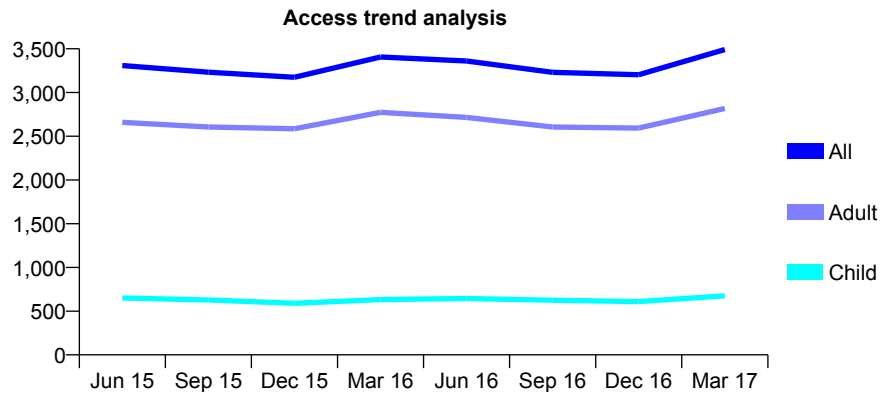
Q45 - Vital Signs At a Glance Contract Report for 692093/0002 - March 2017

Name or company name	MR N AGGARWAL
Contract type name	GDS Contract
Purpose of contract	General
Contract start date	01/12/2012
Contract end date	

16/17 Contracted general activity (UDA)	11,162
Carry forward general activity (UDA)	0
16/17 Contracted orthodontic activity (UOA)	0
Carry forward orthodontic activity (UOA)	0
Baseline contract value	£343,668.24

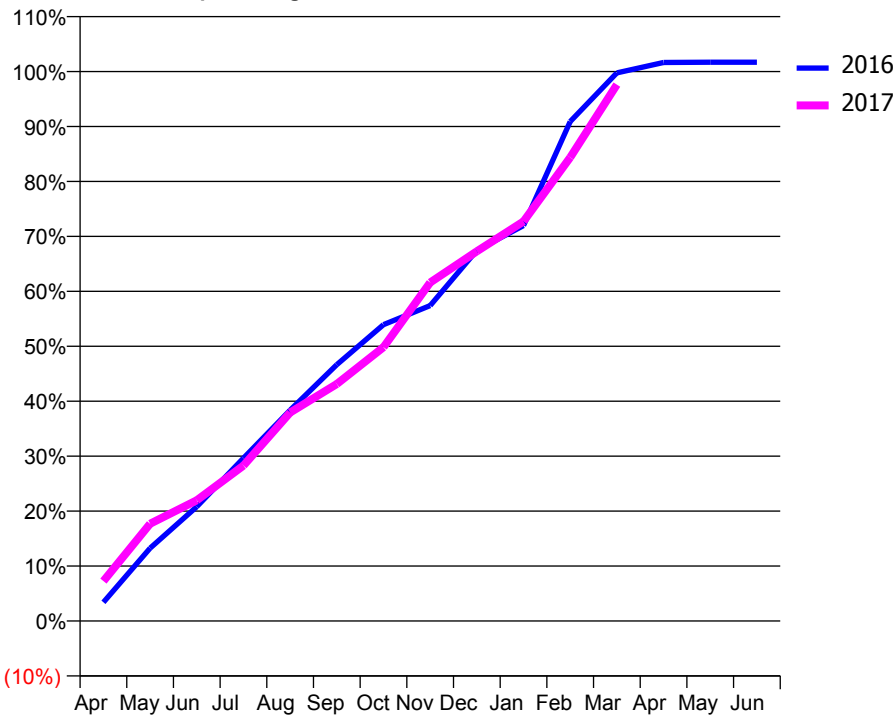
ACCESS*

Patients seen in 24 months	Total	Change since previous quarter
Quarter ending March 2016	3,406	
Quarter ending June 2016	3,360	↓
Quarter ending September 2016	3,231	↓
Quarter ending December 2016	3,204	→
Quarter ending March 2017	3,492	↑
Variance since March 2016	2.5%	↑



ACTIVITY

Cumulative percentage of contracted UDA delivered 2016 & 2017



Month	Adjusted Scheduled Activity (UDA)	
	2016	2017
April	379	812
May	1,479	1,975
June	2,323	2,451
July	3,308	3,156
August	4,284	4,235
September	5,209	4,815
October	6,019	5,562
November	6,407	6,877
December	7,529	7,510
January	8,033	8,116
February	10,145	9,417
March	11,134	10,895
April	11,345	
May	11,351	
June	11,351	

QUALITY

	Quantity	Base Number	Contract	AT	Region	England
% of FP17s for the same patient ID Re-attending within 3 months - Children	23	831	2.8%	13.0%	13.3%	12.3%
% of FP17s for the same patient ID Re-attending within 3 months - Adults	193	2,999	6.4%	16.3%	17.3%	16.7%
% of FP17s for the same patient ID Re-attending between 3 & 9 months - Children	292	831	35.1%	54.5%	58.9%	57.6%
% of FP17s for the same patient ID Re-attending between 3 & 9 months - Adults	1,070	2,999	35.7%	50.2%	52.2%	50.1%
% of FP17s for Band 1 Urgent Courses	55	3,738	1.5%	8.8%	9.2%	9.1%
% of FP17s Relating to Free Repair or Replacements	51	3,738	1.4%	1.3%	1.0%	0.8%
% of FP17s Relating to Continuations	36	3,738	1.0%	1.7%	1.4%	1.2%
% of Patients satisfied with the dentistry they have received	4	4	N/A	92.0%	93.1%	92.8%
% of Patients satisfied with the time they had to wait for an appointment	3	4	N/A	88.8%	89.5%	88.7%

* This is based on patients treated on this contract for their most recent course of treatment. Figures in italics indicate the base number of FP17s or Patient Questionnaire responses are less than 100. N/A is shown where the base number of responses is less than 10 during the period. % is calculated as Quantity/Base number*100

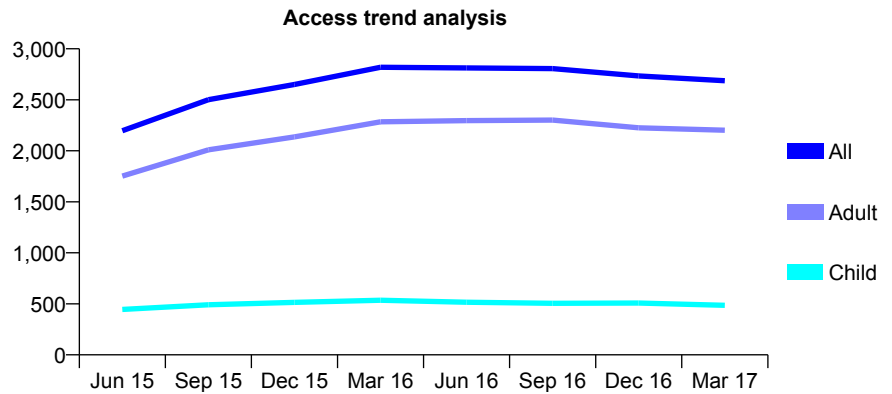
Q45 - Vital Signs At a Glance Contract Report for 712698/0001 - March 2017

Name or company name	MISS KL WILLOUGHBY
Contract type name	GDS Contract
Purpose of contract	General
Contract start date	01/04/2014
Contract end date	

16/17 Contracted general activity (UDA)	8,461
Carry forward general activity (UDA)	117
16/17 Contracted orthodontic activity (UOA)	0
Carry forward orthodontic activity (UOA)	0
Baseline contract value	£194,132.01

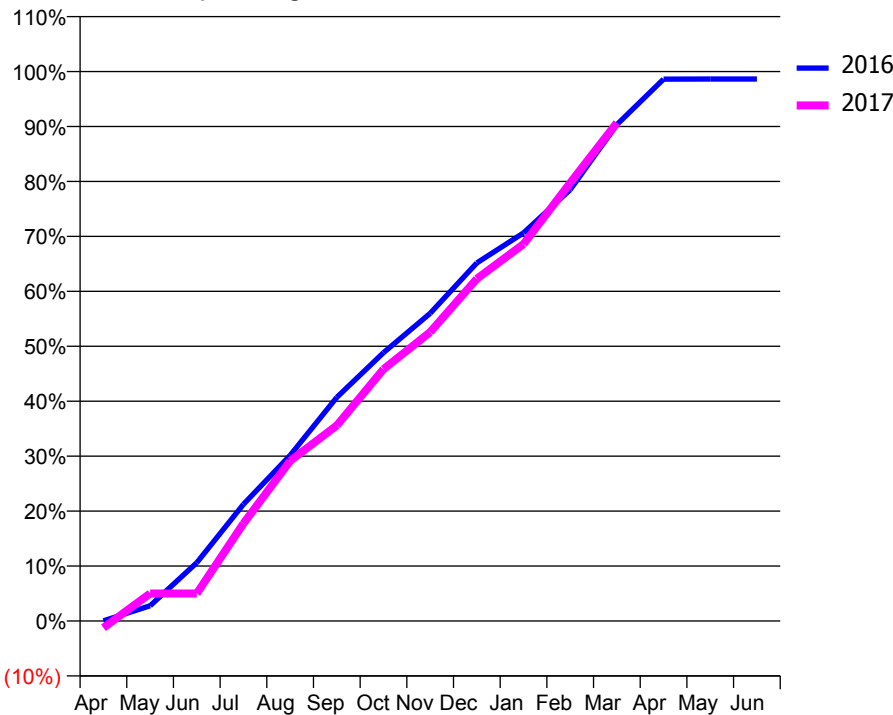
ACCESS*

Patients seen in 24 months	Total	Change since previous quarter
Quarter ending March 2016	2,819	
Quarter ending June 2016	2,812	→
Quarter ending September 2016	2,806	→
Quarter ending December 2016	2,734	↓
Quarter ending March 2017	2,687	↓
Variance since March 2016	(4.7%)	↓



ACTIVITY

Cumulative percentage of contracted UDA delivered 2016 & 2017



Month	Adjusted Scheduled Activity (UDA)	
	2016	2017
April	3	-106
May	236	424
June	898	424
July	1,798	1,503
August	2,552	2,464
September	3,444	3,011
October	4,132	3,878
November	4,738	4,448
December	5,513	5,270
January	5,977	5,804
February	6,641	6,746
March	7,643	7,671
April	8,343	
May	8,344	
June	8,344	

QUALITY

	Quantity	Base Number	Contract	AT	Region	England
% of FP17s for the same patient ID Re-attending within 3 months - Children	123	856	14.4%	13.0%	13.3%	12.3%
% of FP17s for the same patient ID Re-attending within 3 months - Adults	477	3,154	15.1%	16.3%	17.3%	16.7%
% of FP17s for the same patient ID Re-attending between 3 & 9 months - Children	477	856	55.7%	54.5%	58.9%	57.6%
% of FP17s for the same patient ID Re-attending between 3 & 9 months - Adults	1,656	3,154	52.5%	50.2%	52.2%	50.1%
% of FP17s for Band 1 Urgent Courses	247	3,685	6.7%	8.8%	9.2%	9.1%
% of FP17s Relating to Free Repair or Replacements	52	3,685	1.4%	1.3%	1.0%	0.8%
% of FP17s Relating to Continuations	77	3,685	2.1%	1.7%	1.4%	1.2%
% of Patients satisfied with the dentistry they have received	10	11	90.9%	92.0%	93.1%	92.8%
% of Patients satisfied with the time they had to wait for an appointment	9	11	81.8%	88.8%	89.5%	88.7%

* This is based on patients treated on this contract for their most recent course of treatment. Figures in italics indicate the base number of FP17s or Patient Questionnaire responses are less than 100. N/A is shown where the base number of responses is less than 10 during the period. % is calculated as Quantity/Base number*100

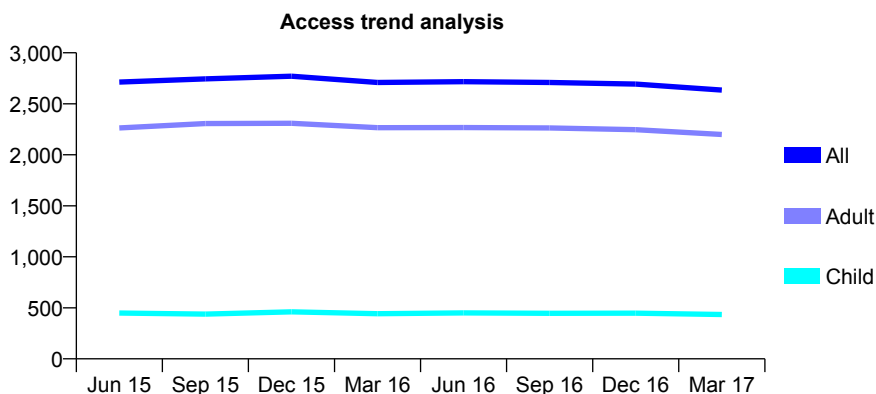
Q45 - Vital Signs At a Glance Contract Report for 728306/0002 - March 2017

Name or company name	MR MW ALEXANDER
Contract type name	GDS Contract
Purpose of contract	General
Contract start date	30/04/2012
Contract end date	

16/17 Contracted general activity (UDA)	10,576
Carry forward general activity (UDA)	0
16/17 Contracted orthodontic activity (UOA)	0
Carry forward orthodontic activity (UOA)	0
Baseline contract value	£223,711.14

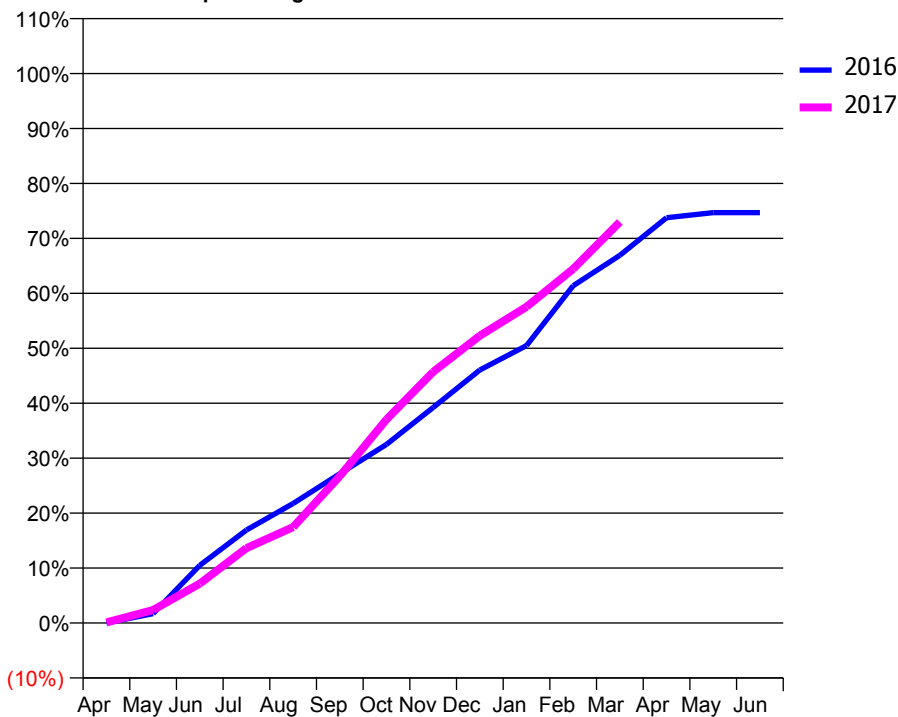
ACCESS*

Patients seen in 24 months	Total	Change since previous quarter
Quarter ending March 2016	2,709	
Quarter ending June 2016	2,717	→
Quarter ending September 2016	2,709	→
Quarter ending December 2016	2,694	→
Quarter ending March 2017	2,634	↓
Variance since March 2016	(2.8%)	↓



ACTIVITY

Cumulative percentage of contracted UDA delivered 2016 & 2017



Month	Adjusted Scheduled Activity (UDA)	
	2016	2017
April	0	11
May	180	250
June	1,110	758
July	1,790	1,441
August	2,302	1,845
September	2,874	2,827
October	3,437	3,919
November	4,148	4,834
December	4,870	5,530
January	5,340	6,086
February	6,491	6,814
March	7,077	7,718
April	7,802	
May	7,898	
June	7,899	

QUALITY

	Quantity	Base Number	Contract	AT	Region	England
% of FP17s for the same patient ID Re-attending within 3 months - Children	22	530	4.2%	13.0%	13.3%	12.3%
% of FP17s for the same patient ID Re-attending within 3 months - Adults	335	2,477	13.5%	16.3%	17.3%	16.7%
% of FP17s for the same patient ID Re-attending between 3 & 9 months - Children	183	530	34.5%	54.5%	58.9%	57.6%
% of FP17s for the same patient ID Re-attending between 3 & 9 months - Adults	959	2,477	38.7%	50.2%	52.2%	50.1%
% of FP17s for Band 1 Urgent Courses	190	2,752	6.9%	8.8%	9.2%	9.1%
% of FP17s Relating to Free Repair or Replacements	46	2,752	1.7%	1.3%	1.0%	0.8%
% of FP17s Relating to Continuations	36	2,752	1.3%	1.7%	1.4%	1.2%
% of Patients satisfied with the dentistry they have received	14	14	100.0%	92.0%	93.1%	92.8%
% of Patients satisfied with the time they had to wait for an appointment	14	14	100.0%	88.8%	89.5%	88.7%

* This is based on patients treated on this contract for their most recent course of treatment. Figures in italics indicate the base number of FP17s or Patient Questionnaire responses are less than 100. N/A is shown where the base number of responses is less than 10 during the period. % is calculated as Quantity/Base number*100

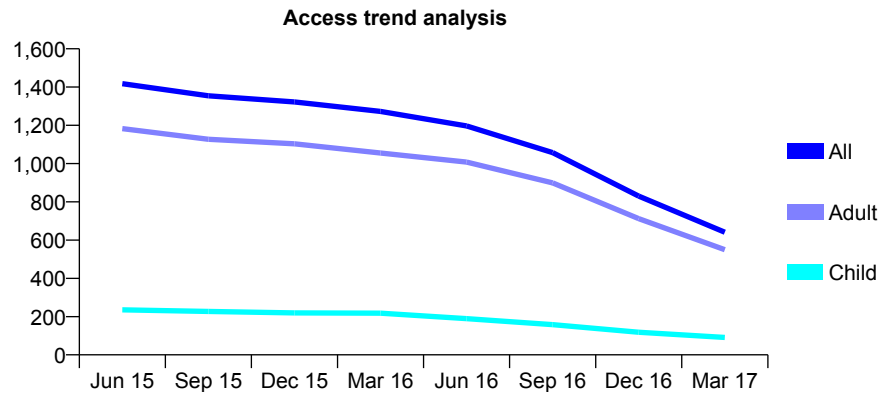
Q45 - Vital Signs At a Glance Contract Report for 728640/0001 - March 2017

Name or company name	MR R TURBITT
Contract type name	GDS Contract
Purpose of contract	General
Contract start date	01/04/2006
Contract end date	

16/17 Contracted general activity (UDA)	5,300
Carry forward general activity (UDA)	0
16/17 Contracted orthodontic activity (UOA)	0
Carry forward orthodontic activity (UOA)	0
Baseline contract value	£167,910.03

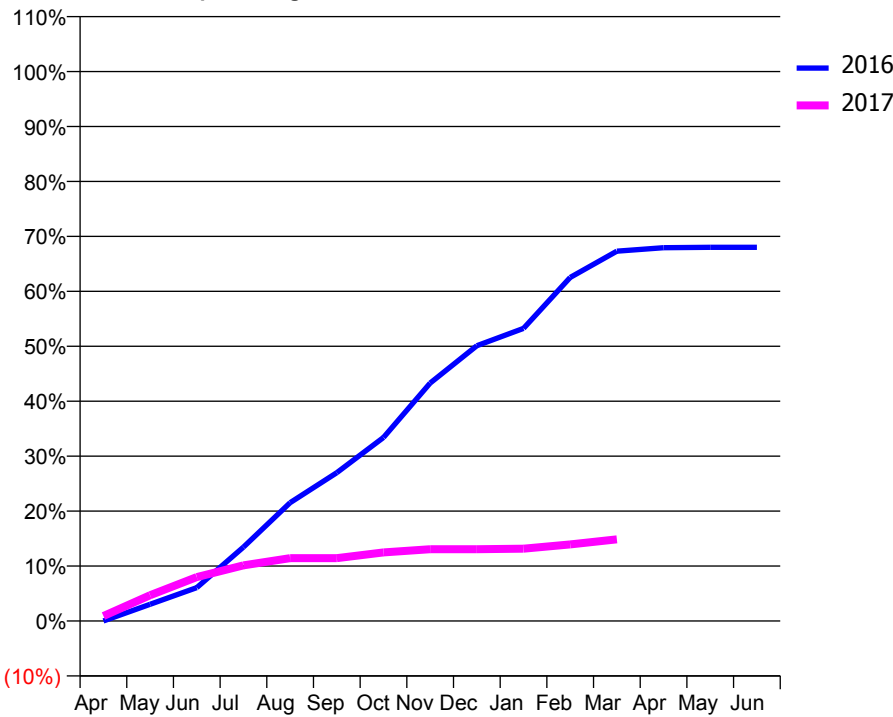
ACCESS*

Patients seen in 24 months	Total	Change since previous quarter
Quarter ending March 2016	1,273	
Quarter ending June 2016	1,197	↓
Quarter ending September 2016	1,057	↓
Quarter ending December 2016	830	↓
Quarter ending March 2017	641	↓
Variance since March 2016	(49.6%)	↓



ACTIVITY

Cumulative percentage of contracted UDA delivered 2016 & 2017



Month	Adjusted Scheduled Activity (UDA)	
	2016	2017
April	0	48
May	161	249
June	322	423
July	713	536
August	1,141	606
September	1,430	606
October	1,771	662
November	2,295	693
December	2,656	693
January	2,822	698
February	3,314	738
March	3,567	788
April	3,601	
May	3,604	
June	3,604	

QUALITY

	Quantity	Base Number	Contract	AT	Region	England
% of FP17s for the same patient ID Re-attending within 3 months - Children	1	60	1.7%	13.0%	13.3%	12.3%
% of FP17s for the same patient ID Re-attending within 3 months - Adults	65	470	13.8%	16.3%	17.3%	16.7%
% of FP17s for the same patient ID Re-attending between 3 & 9 months - Children	42	60	70.0%	54.5%	58.9%	57.6%
% of FP17s for the same patient ID Re-attending between 3 & 9 months - Adults	308	470	65.5%	50.2%	52.2%	50.1%
% of FP17s for Band 1 Urgent Courses	46	512	9.0%	8.8%	9.2%	9.1%
% of FP17s Relating to Free Repair or Replacements	5	512	1.0%	1.3%	1.0%	0.8%
% of FP17s Relating to Continuations	13	512	2.5%	1.7%	1.4%	1.2%
% of Patients satisfied with the dentistry they have received	3	3	N/A	92.0%	93.1%	92.8%
% of Patients satisfied with the time they had to wait for an appointment	3	3	N/A	88.8%	89.5%	88.7%

* This is based on patients treated on this contract for their most recent course of treatment. Figures in italics indicate the base number of FP17s or Patient Questionnaire responses are less than 100. N/A is shown where the base number of responses is less than 10 during the period. % is calculated as Quantity/Base number*100

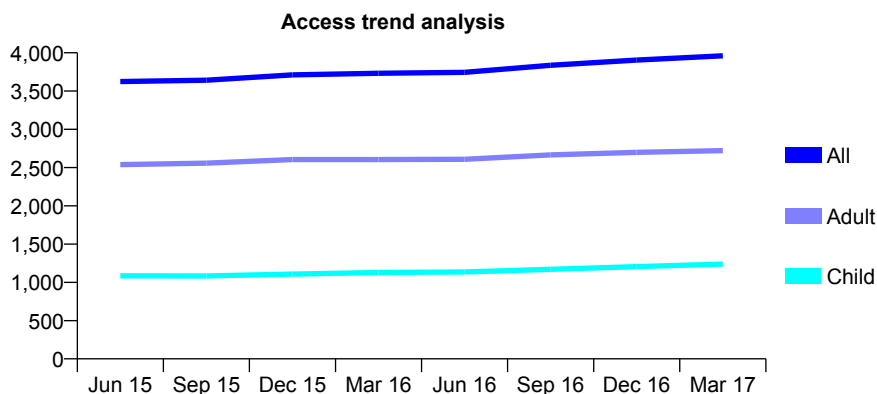
Q45 - Vital Signs At a Glance Contract Report for 732621/0001 - March 2017

Name or company name	Ladhar, Ladhar and Dinsdale
Contract type name	GDS Contract
Purpose of contract	General
Contract start date	01/04/2006
Contract end date	

16/17 Contracted general activity (UDA)	12,147
Carry forward general activity (UDA)	-222
16/17 Contracted orthodontic activity (UOA)	0
Carry forward orthodontic activity (UOA)	0
Baseline contract value	£279,018.62

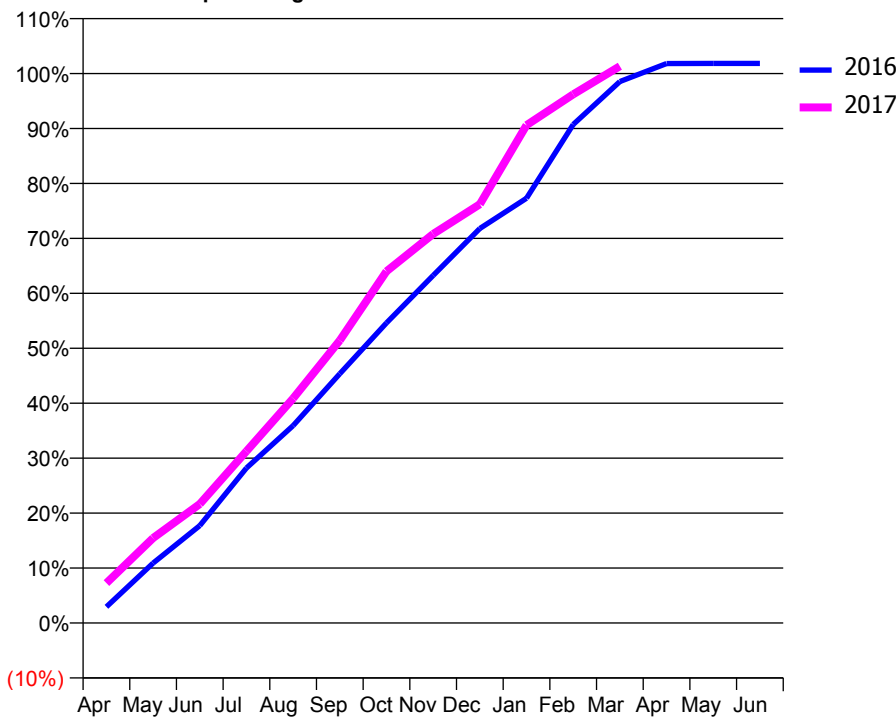
ACCESS*

Patients seen in 24 months	Total	Change since previous quarter
Quarter ending March 2016	3,733	
Quarter ending June 2016	3,745	→
Quarter ending September 2016	3,837	↑
Quarter ending December 2016	3,905	→
Quarter ending March 2017	3,961	→
Variance since March 2016	6.1%	↑



ACTIVITY

Cumulative percentage of contracted UDA delivered 2016 & 2017



Month	Adjusted Scheduled Activity (UDA)	
	2016	2017
April	358	883
May	1,325	1,879
June	2,152	2,631
July	3,428	3,797
August	4,363	4,966
September	5,512	6,248
October	6,633	7,774
November	7,684	8,601
December	8,720	9,258
January	9,391	11,007
February	11,021	11,686
March	11,971	12,307
April	12,368	
May	12,369	
June	12,369	

QUALITY

	Quantity	Base Number	Contract	AT	Region	England
% of FP17s for the same patient ID Re-attending within 3 months - Children	261	1,894	13.8%	13.0%	13.3%	12.3%
% of FP17s for the same patient ID Re-attending within 3 months - Adults	586	3,345	17.5%	16.3%	17.3%	16.7%
% of FP17s for the same patient ID Re-attending between 3 & 9 months - Children	883	1,894	46.6%	54.5%	58.9%	57.6%
% of FP17s for the same patient ID Re-attending between 3 & 9 months - Adults	1,417	3,345	42.4%	50.2%	52.2%	50.1%
% of FP17s for Band 1 Urgent Courses	346	5,067	6.8%	8.8%	9.2%	9.1%
% of FP17s Relating to Free Repair or Replacements	29	5,067	0.6%	1.3%	1.0%	0.8%
% of FP17s Relating to Continuations	122	5,067	2.4%	1.7%	1.4%	1.2%
% of Patients satisfied with the dentistry they have received	14	15	93.3%	92.0%	93.1%	92.8%
% of Patients satisfied with the time they had to wait for an appointment	14	15	93.3%	88.8%	89.5%	88.7%

* This is based on patients treated on this contract for their most recent course of treatment. Figures in italics indicate the base number of FP17s or Patient Questionnaire responses are less than 100. N/A is shown where the base number of responses is less than 10 during the period. % is calculated as Quantity/Base number*100

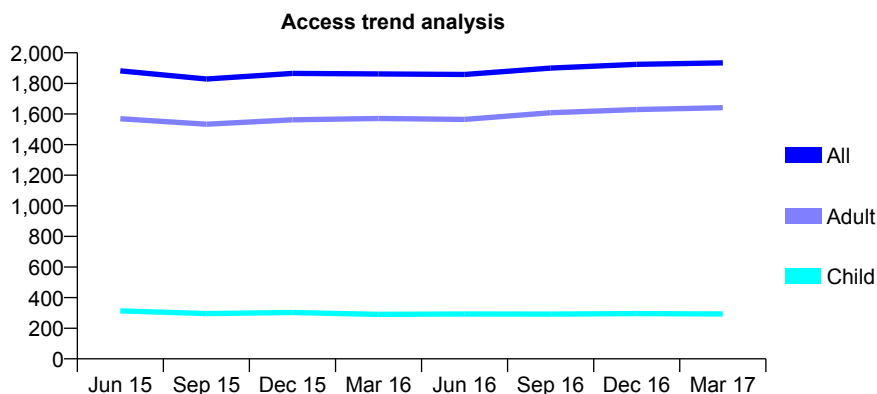
Q45 - Vital Signs At a Glance Contract Report for 739170/0001 - March 2017

Name or company name	MR RS ELSTON
Contract type name	Pilot Contract
Purpose of contract	General and Orthodontic
Contract start date	01/04/2006
Contract end date	

16/17 Contracted general activity (UDA)	10,897
Carry forward general activity (UDA)	22
16/17 Contracted orthodontic activity (UOA)	103
Carry forward orthodontic activity (UOA)	0
Baseline contract value	£256,101.07

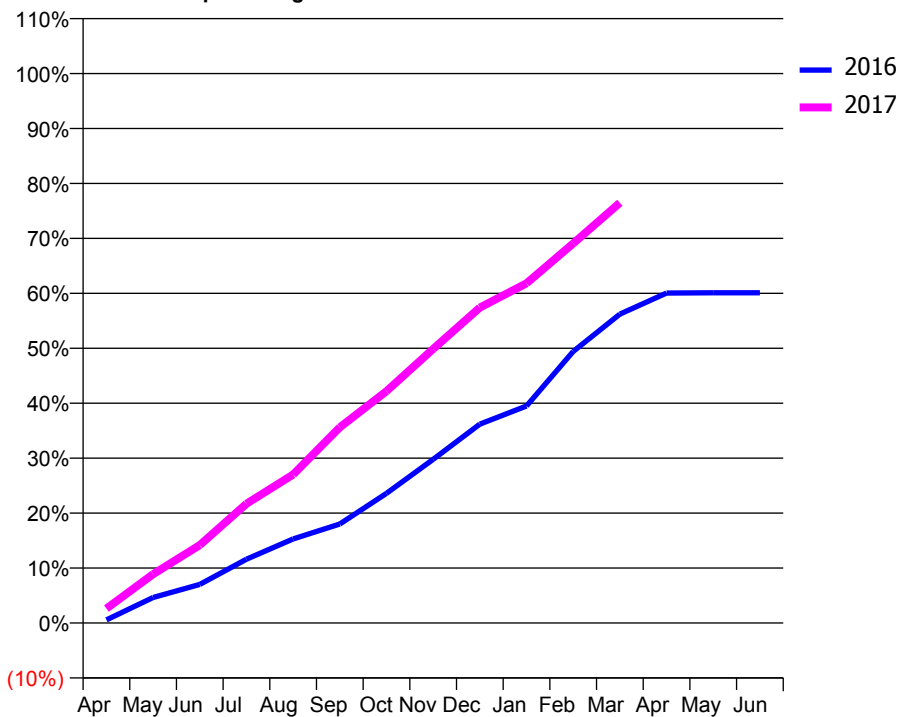
ACCESS*

Patients seen in 24 months	Total	Change since previous quarter
Quarter ending March 2016	1,862	
Quarter ending June 2016	1,858	→
Quarter ending September 2016	1,900	↑
Quarter ending December 2016	1,925	→
Quarter ending March 2017	1,934	→
Variance since March 2016	3.9%	↑



ACTIVITY

Cumulative percentage of contracted UDA delivered 2016 & 2017



Adjusted Scheduled Activity (UDA)

Month	2016	2017
April	60	286
May	486	969
June	735	1,545
July	1,215	2,366
August	1,601	2,944
September	1,884	3,881
October	2,469	4,596
November	3,116	5,434
December	3,787	6,255
January	4,133	6,736
February	5,170	7,527
March	5,881	8,334
April	6,282	
May	6,288	
June	6,288	

QUALITY

	Quantity	Base Number	Contract	AT	Region	England
% of FP17s for the same patient ID Re-attending within 3 months - Children	109	698	15.6%	13.0%	13.3%	12.3%
% of FP17s for the same patient ID Re-attending within 3 months - Adults	552	2,707	20.4%	16.3%	17.3%	16.7%
% of FP17s for the same patient ID Re-attending between 3 & 9 months - Children	415	698	59.5%	54.5%	58.9%	57.6%
% of FP17s for the same patient ID Re-attending between 3 & 9 months - Adults	1,434	2,707	53.0%	50.2%	52.2%	50.1%
% of FP17s for Band 1 Urgent Courses	70	3,159	2.2%	8.8%	9.2%	9.1%
% of FP17s Relating to Free Repair or Replacements	39	3,159	1.2%	1.3%	1.0%	0.8%
% of FP17s Relating to Continuations	234	3,159	7.4%	1.7%	1.4%	1.2%
% of Patients satisfied with the dentistry they have received	11	11	100.0%	92.0%	93.1%	92.8%
% of Patients satisfied with the time they had to wait for an appointment	11	11	100.0%	88.8%	89.5%	88.7%

* This is based on patients treated on this contract for their most recent course of treatment. Figures in italics indicate the base number of FP17s or Patient Questionnaire responses are less than 100. N/A is shown where the base number of responses is less than 10 during the period. % is calculated as Quantity/Base number*100

Q45 - Vital Signs At a Glance Contract Report for 741566/0001 - March 2017

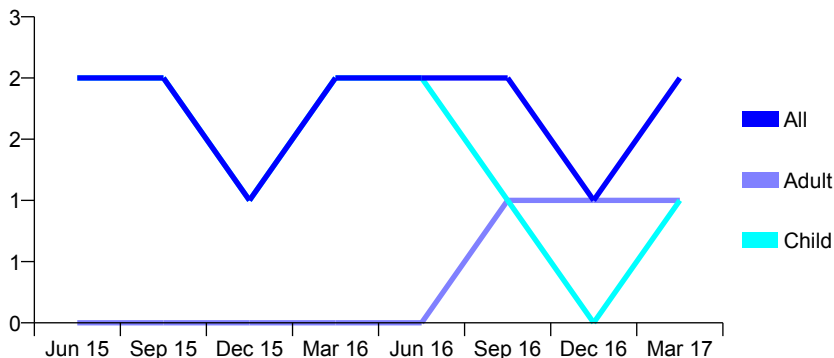
Name or company name	MISS SM GRANT
Contract type name	GDS Contract
Purpose of contract	General
Contract start date	01/04/2006
Contract end date	

16/17 Contracted general activity (UDA)	4
Carry forward general activity (UDA)	0
16/17 Contracted orthodontic activity (UOA)	0
Carry forward orthodontic activity (UOA)	0
Baseline contract value	£53.06

ACCESS*

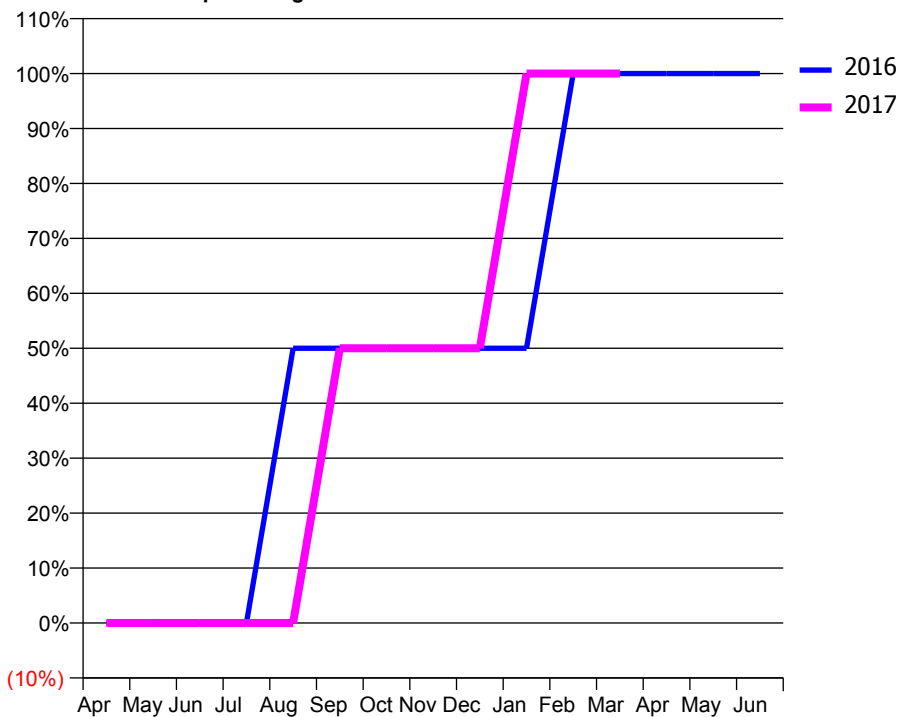
Patients seen in 24 months	Total	Change since previous quarter
Quarter ending March 2016	2	
Quarter ending June 2016	2	→
Quarter ending September 2016	2	→
Quarter ending December 2016	1	↓
Quarter ending March 2017	2	↑
Variance since March 2016	0.0%	→

Access trend analysis



ACTIVITY

Cumulative percentage of contracted UDA delivered 2016 & 2017



Adjusted Scheduled Activity (UDA)

Month	2016	2017
April	0	0
May	0	0
June	0	0
July	0	0
August	2	0
September	2	2
October	2	2
November	2	2
December	2	2
January	2	4
February	4	4
March	4	4
April	4	
May	4	
June	4	

QUALITY

	Quantity	Base Number	Contract	AT	Region	England
% of FP17s for the same patient ID Re-attending within 3 months - Children	0	3	0.0%	13.0%	13.3%	12.3%
% of FP17s for the same patient ID Re-attending within 3 months - Adults	0	1	0.0%	16.3%	17.3%	16.7%
% of FP17s for the same patient ID Re-attending between 3 & 9 months - Children	2	3	66.7%	54.5%	58.9%	57.6%
% of FP17s for the same patient ID Re-attending between 3 & 9 months - Adults	1	1	100.0%	50.2%	52.2%	50.1%
% of FP17s for Band 1 Urgent Courses	0	4	0.0%	8.8%	9.2%	9.1%
% of FP17s Relating to Free Repair or Replacements	0	4	0.0%	1.3%	1.0%	0.8%
% of FP17s Relating to Continuations	0	4	0.0%	1.7%	1.4%	1.2%
% of Patients satisfied with the dentistry they have received	0	0	N/A	92.0%	93.1%	92.8%
% of Patients satisfied with the time they had to wait for an appointment	0	0	N/A	88.8%	89.5%	88.7%

* This is based on patients treated on this contract for their most recent course of treatment. Figures in italics indicate the base number of FP17s or Patient Questionnaire responses are less than 100. N/A is shown where the base number of responses is less than 10 during the period. % is calculated as Quantity/Base number*100

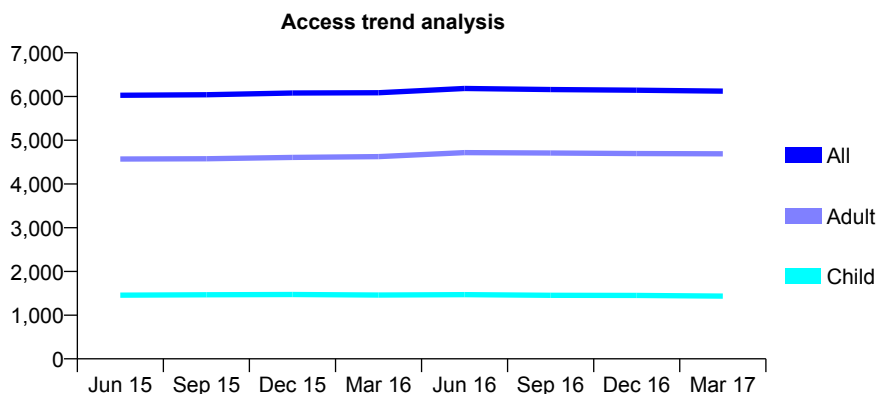
Q45 - Vital Signs At a Glance Contract Report for 742376/0001 - March 2017

Name or company name	MR SA HETHERINGTON
Contract type name	GDS Contract
Purpose of contract	General
Contract start date	01/04/2006
Contract end date	

16/17 Contracted general activity (UDA)	16,232
Carry forward general activity (UDA)	0
16/17 Contracted orthodontic activity (UOA)	0
Carry forward orthodontic activity (UOA)	0
Baseline contract value	£388,300.21

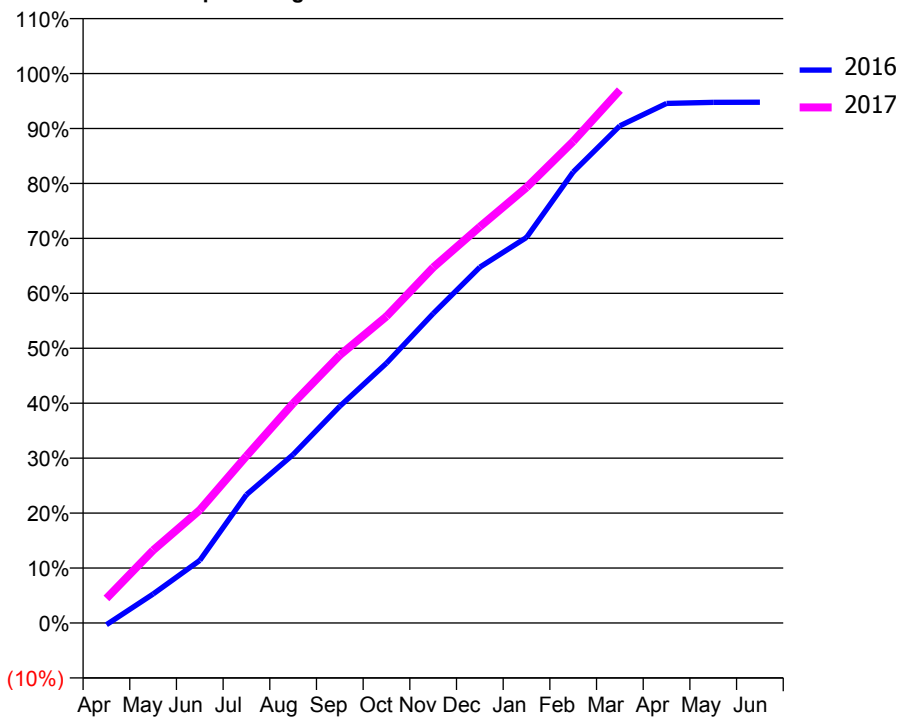
ACCESS*

Patients seen in 24 months	Total	Change since previous quarter
Quarter ending March 2016	6,085	
Quarter ending June 2016	6,185	→
Quarter ending September 2016	6,161	→
Quarter ending December 2016	6,145	→
Quarter ending March 2017	6,123	→
Variance since March 2016	0.6%	→



ACTIVITY

Cumulative percentage of contracted UDA delivered 2016 & 2017



Month	Adjusted Scheduled Activity (UDA)	
	2016	2017
April	-52	725
May	858	2,149
June	1,851	3,338
July	3,792	4,935
August	4,979	6,489
September	6,403	7,913
October	7,676	9,060
November	9,139	10,502
December	10,511	11,704
January	11,391	12,868
February	13,325	14,224
March	14,686	15,744
April	15,350	
May	15,379	
June	15,385	

QUALITY

	Quantity	Base Number	Contract	AT	Region	England
% of FP17s for the same patient ID Re-attending within 3 months - Children	114	1,540	7.4%	13.0%	13.3%	12.3%
% of FP17s for the same patient ID Re-attending within 3 months - Adults	1,127	5,468	20.6%	16.3%	17.3%	16.7%
% of FP17s for the same patient ID Re-attending between 3 & 9 months - Children	450	1,540	29.2%	54.5%	58.9%	57.6%
% of FP17s for the same patient ID Re-attending between 3 & 9 months - Adults	1,669	5,468	30.5%	50.2%	52.2%	50.1%
% of FP17s for Band 1 Urgent Courses	937	6,701	14.0%	8.8%	9.2%	9.1%
% of FP17s Relating to Free Repair or Replacements	98	6,701	1.5%	1.3%	1.0%	0.8%
% of FP17s Relating to Continuations	239	6,701	3.6%	1.7%	1.4%	1.2%
% of Patients satisfied with the dentistry they have received	14	14	100.0%	92.0%	93.1%	92.8%
% of Patients satisfied with the time they had to wait for an appointment	14	14	100.0%	88.8%	89.5%	88.7%

* This is based on patients treated on this contract for their most recent course of treatment. Figures in italics indicate the base number of FP17s or Patient Questionnaire responses are less than 100. N/A is shown where the base number of responses is less than 10 during the period. % is calculated as Quantity/Base number*100

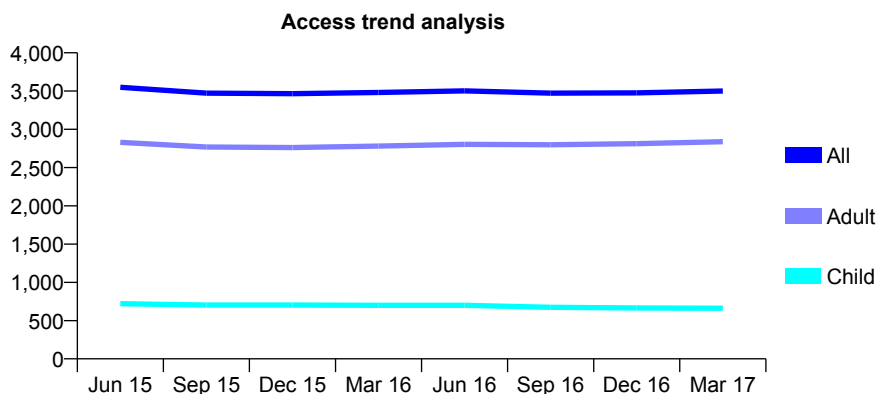
Q45 - Vital Signs At a Glance Contract Report for 742562/0001 - March 2017

Name or company name	MR NL CREES
Contract type name	GDS Contract
Purpose of contract	General
Contract start date	01/04/2006
Contract end date	

16/17 Contracted general activity (UDA)	10,425
Carry forward general activity (UDA)	131
16/17 Contracted orthodontic activity (UOA)	0
Carry forward orthodontic activity (UOA)	0
Baseline contract value	£253,767.46

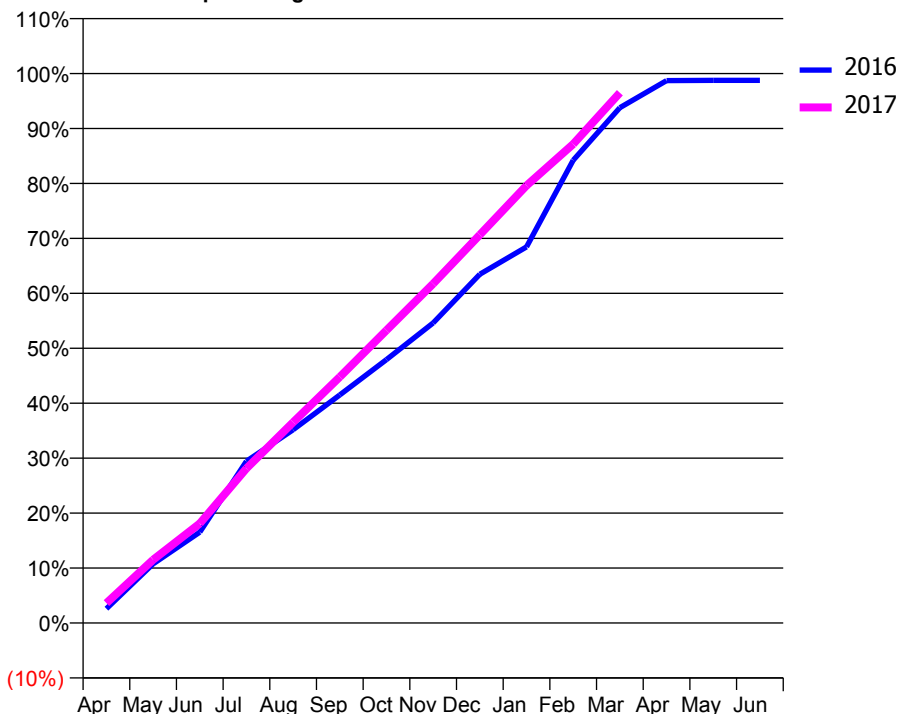
ACCESS*

Patients seen in 24 months	Total	Change since previous quarter
Quarter ending March 2016	3,481	
Quarter ending June 2016	3,503	→
Quarter ending September 2016	3,472	→
Quarter ending December 2016	3,477	→
Quarter ending March 2017	3,501	→
Variance since March 2016	0.6%	→



ACTIVITY

Cumulative percentage of contracted UDA delivered 2016 & 2017



Month	Adjusted Scheduled Activity (UDA)	
	2016	2017
April	272	378
May	1,121	1,200
June	1,725	1,888
July	3,070	2,932
August	3,667	3,809
September	4,328	4,669
October	4,997	5,554
November	5,693	6,437
December	6,617	7,367
January	7,135	8,299
February	8,779	9,086
March	9,776	10,059
April	10,291	
May	10,294	
June	10,294	

QUALITY

	Quantity	Base Number	Contract	AT	Region	England
% of FP17s for the same patient ID Re-attending within 3 months - Children	100	1,068	9.4%	13.0%	13.3%	12.3%
% of FP17s for the same patient ID Re-attending within 3 months - Adults	463	4,029	11.5%	16.3%	17.3%	16.7%
% of FP17s for the same patient ID Re-attending between 3 & 9 months - Children	653	1,068	61.1%	54.5%	58.9%	57.6%
% of FP17s for the same patient ID Re-attending between 3 & 9 months - Adults	2,105	4,029	52.2%	50.2%	52.2%	50.1%
% of FP17s for Band 1 Urgent Courses	423	4,891	8.6%	8.8%	9.2%	9.1%
% of FP17s Relating to Free Repair or Replacements	53	4,891	1.1%	1.3%	1.0%	0.8%
% of FP17s Relating to Continuations	128	4,891	2.6%	1.7%	1.4%	1.2%
% of Patients satisfied with the dentistry they have received	9	9	N/A	92.0%	93.1%	92.8%
% of Patients satisfied with the time they had to wait for an appointment	9	9	N/A	88.8%	89.5%	88.7%

* This is based on patients treated on this contract for their most recent course of treatment. Figures in italics indicate the base number of FP17s or Patient Questionnaire responses are less than 100. N/A is shown where the base number of responses is less than 10 during the period. % is calculated as Quantity/Base number*100

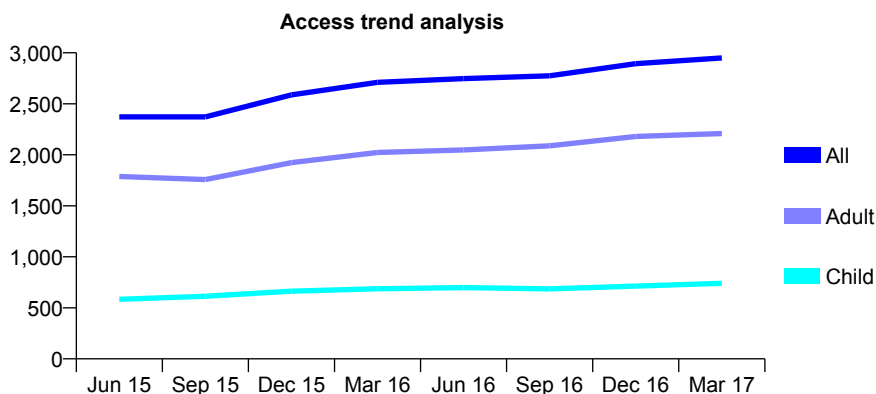
Q45 - Vital Signs At a Glance Contract Report for 761338/0001 - March 2017

Name or company name	MRS N HILL
Contract type name	GDS Contract
Purpose of contract	General
Contract start date	01/04/2006
Contract end date	

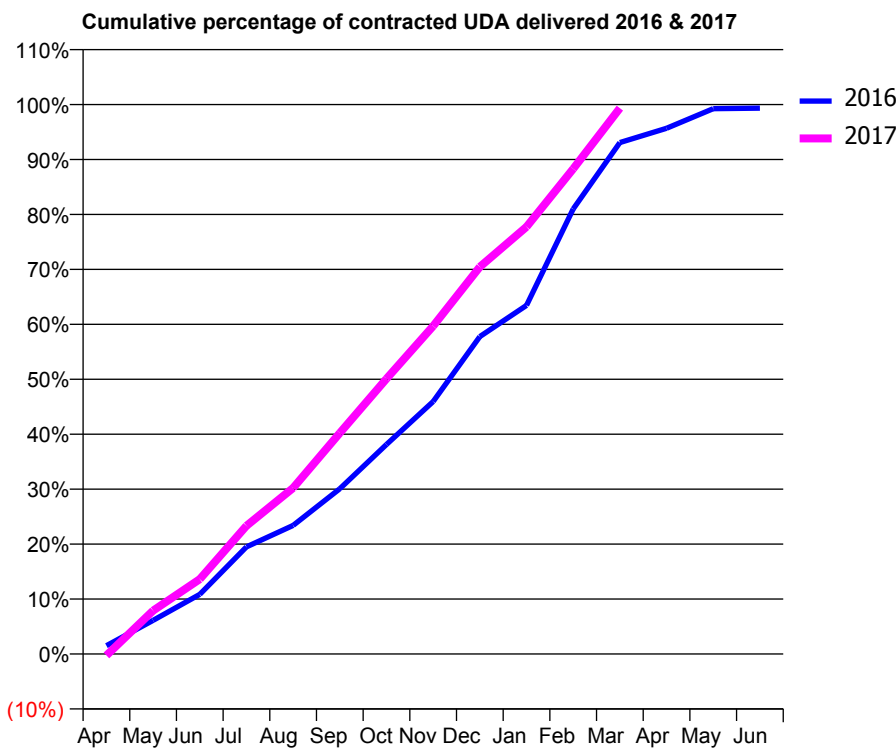
16/17 Contracted general activity (UDA)	8,475
Carry forward general activity (UDA)	55
16/17 Contracted orthodontic activity (UOA)	0
Carry forward orthodontic activity (UOA)	0
Baseline contract value	£248,462.90

ACCESS*

Patients seen in 24 months	Total	Change since previous quarter
Quarter ending March 2016	2,710	
Quarter ending June 2016	2,747	→
Quarter ending September 2016	2,774	→
Quarter ending December 2016	2,893	↑
Quarter ending March 2017	2,950	→
Variance since March 2016	8.9%	↑



ACTIVITY



Month	Adjusted Scheduled Activity (UDA)	
	2016	2017
April	128	-24
May	519	669
June	921	1,156
July	1,652	1,977
August	1,984	2,561
September	2,550	3,410
October	3,233	4,247
November	3,893	5,058
December	4,896	5,971
January	5,377	6,588
February	6,865	7,483
March	7,889	8,418
April	8,107	
May	8,410	
June	8,420	

QUALITY

	Quantity	Base Number	Contract	AT	Region	England
% of FP17s for the same patient ID Re-attending within 3 months - Children	17	898	1.9%	13.0%	13.3%	12.3%
% of FP17s for the same patient ID Re-attending within 3 months - Adults	356	3,040	11.7%	16.3%	17.3%	16.7%
% of FP17s for the same patient ID Re-attending between 3 & 9 months - Children	274	898	30.5%	54.5%	58.9%	57.6%
% of FP17s for the same patient ID Re-attending between 3 & 9 months - Adults	1,020	3,040	33.6%	50.2%	52.2%	50.1%
% of FP17s for Band 1 Urgent Courses	245	3,741	6.5%	8.8%	9.2%	9.1%
% of FP17s Relating to Free Repair or Replacements	51	3,741	1.4%	1.3%	1.0%	0.8%
% of FP17s Relating to Continuations	48	3,741	1.3%	1.7%	1.4%	1.2%
% of Patients satisfied with the dentistry they have received	15	15	100.0%	92.0%	93.1%	92.8%
% of Patients satisfied with the time they had to wait for an appointment	15	15	100.0%	88.8%	89.5%	88.7%

* This is based on patients treated on this contract for their most recent course of treatment. Figures in italics indicate the base number of FP17s or Patient Questionnaire responses are less than 100. N/A is shown where the base number of responses is less than 10 during the period. % is calculated as Quantity/Base number*100

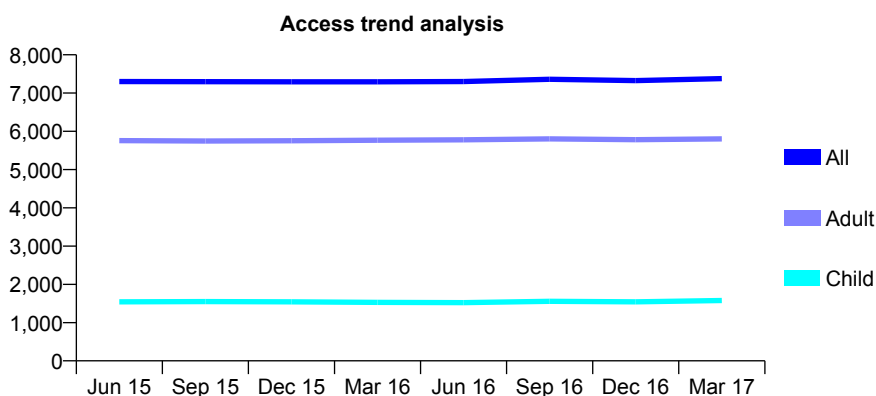
Q45 - Vital Signs At a Glance Contract Report for 761486/0001 - March 2017

Name or company name	MISS NL PROCTOR
Contract type name	GDS Contract
Purpose of contract	General
Contract start date	01/04/2006
Contract end date	

16/17 Contracted general activity (UDA)	19,711
Carry forward general activity (UDA)	761
16/17 Contracted orthodontic activity (UOA)	0
Carry forward orthodontic activity (UOA)	0
Baseline contract value	£523,436.23

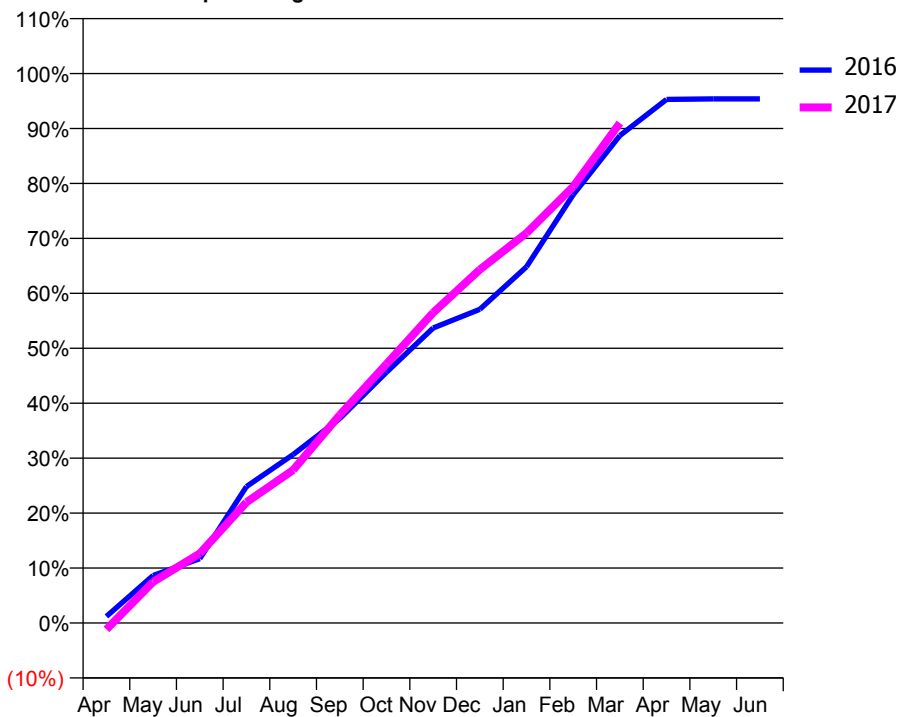
ACCESS*

Patients seen in 24 months	Total	Change since previous quarter
Quarter ending March 2016	7,294	
Quarter ending June 2016	7,300	→
Quarter ending September 2016	7,359	→
Quarter ending December 2016	7,325	→
Quarter ending March 2017	7,378	→
Variance since March 2016	1.2%	→



ACTIVITY

Cumulative percentage of contracted UDA delivered 2016 & 2017



Month	Adjusted Scheduled Activity (UDA)	
	2016	2017
April	238	-230
May	1,704	1,478
June	2,306	2,492
July	4,896	4,330
August	6,045	5,487
September	7,334	7,464
October	8,997	9,294
November	10,583	11,134
December	11,251	12,679
January	12,779	13,988
February	15,362	15,654
March	17,483	17,936
April	18,781	
May	18,800	
June	18,800	

QUALITY

	Quantity	Base Number	Contract	AT	Region	England
% of FP17s for the same patient ID Re-attending within 3 months - Children	152	2,409	6.3%	13.0%	13.3%	12.3%
% of FP17s for the same patient ID Re-attending within 3 months - Adults	1,350	8,353	16.2%	16.3%	17.3%	16.7%
% of FP17s for the same patient ID Re-attending between 3 & 9 months - Children	1,413	2,409	58.7%	54.5%	58.9%	57.6%
% of FP17s for the same patient ID Re-attending between 3 & 9 months - Adults	4,394	8,353	52.6%	50.2%	52.2%	50.1%
% of FP17s for Band 1 Urgent Courses	1,297	10,192	12.7%	8.8%	9.2%	9.1%
% of FP17s Relating to Free Repair or Replacements	152	10,192	1.5%	1.3%	1.0%	0.8%
% of FP17s Relating to Continuations	90	10,192	0.9%	1.7%	1.4%	1.2%
% of Patients satisfied with the dentistry they have received	23	26	88.5%	92.0%	93.1%	92.8%
% of Patients satisfied with the time they had to wait for an appointment	24	26	92.3%	88.8%	89.5%	88.7%

* This is based on patients treated on this contract for their most recent course of treatment. Figures in italics indicate the base number of FP17s or Patient Questionnaire responses are less than 100. N/A is shown where the base number of responses is less than 10 during the period. % is calculated as Quantity/Base number*100

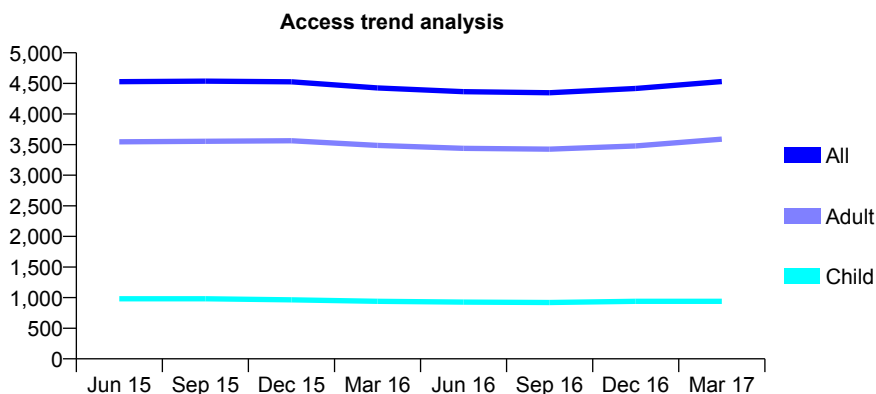
Q45 - Vital Signs At a Glance Contract Report for 767514/0002 - March 2017

Name or company name	MISS KE BOOTH
Contract type name	GDS Contract
Purpose of contract	General and Orthodontic
Contract start date	01/12/2011
Contract end date	

16/17 Contracted general activity (UDA)	12,032
Carry forward general activity (UDA)	0
16/17 Contracted orthodontic activity (UOA)	0
Carry forward orthodontic activity (UOA)	0
Baseline contract value	£454,749.06

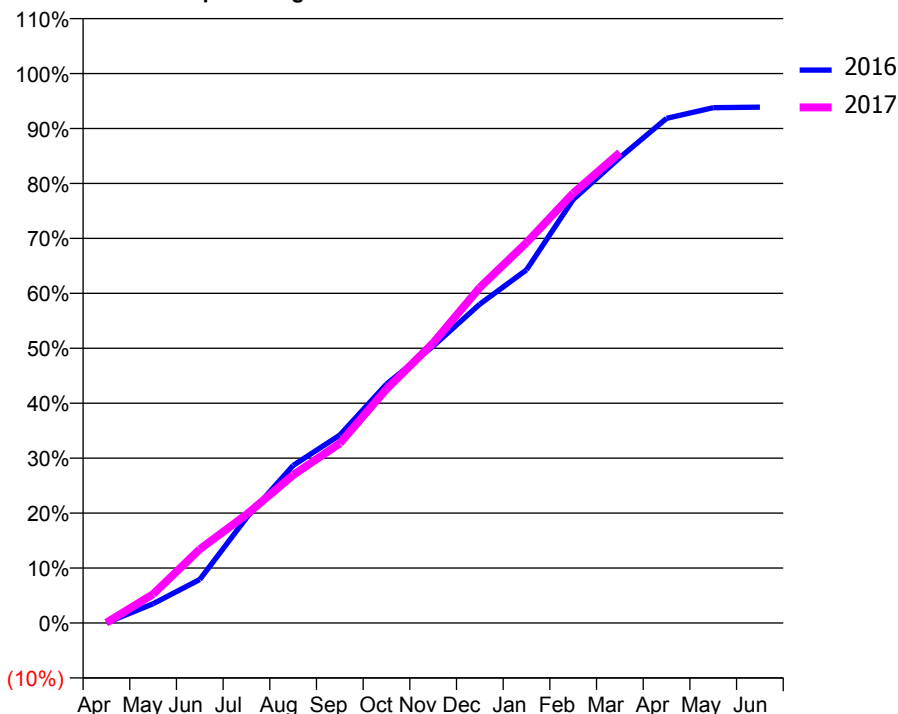
ACCESS*

Patients seen in 24 months	Total	Change since previous quarter
Quarter ending March 2016	4,426	
Quarter ending June 2016	4,366	↓
Quarter ending September 2016	4,347	→
Quarter ending December 2016	4,417	→
Quarter ending March 2017	4,530	↑
Variance since March 2016	2.3%	↑



ACTIVITY

Cumulative percentage of contracted UDA delivered 2016 & 2017



Month	Adjusted Scheduled Activity (UDA)	
	2016	2017
April	3	7
May	422	633
June	952	1,615
July	2,303	2,375
August	3,449	3,241
September	4,116	3,933
October	5,231	5,124
November	6,062	6,132
December	6,982	7,348
January	7,732	8,328
February	9,275	9,412
March	10,191	10,299
April	11,050	
May	11,284	
June	11,295	

QUALITY

	Quantity	Base Number	Contract	AT	Region	England
% of FP17s for the same patient ID Re-attending within 3 months - Children	80	1,196	6.7%	13.0%	13.3%	12.3%
% of FP17s for the same patient ID Re-attending within 3 months - Adults	912	5,000	18.2%	16.3%	17.3%	16.7%
% of FP17s for the same patient ID Re-attending between 3 & 9 months - Children	664	1,196	55.5%	54.5%	58.9%	57.6%
% of FP17s for the same patient ID Re-attending between 3 & 9 months - Adults	2,634	5,000	52.7%	50.2%	52.2%	50.1%
% of FP17s for Band 1 Urgent Courses	238	5,618	4.2%	8.8%	9.2%	9.1%
% of FP17s Relating to Free Repair or Replacements	36	5,618	0.6%	1.3%	1.0%	0.8%
% of FP17s Relating to Continuations	91	5,618	1.6%	1.7%	1.4%	1.2%
% of Patients satisfied with the dentistry they have received	27	29	93.1%	92.0%	93.1%	92.8%
% of Patients satisfied with the time they had to wait for an appointment	23	29	79.3%	88.8%	89.5%	88.7%

* This is based on patients treated on this contract for their most recent course of treatment. Figures in italics indicate the base number of FP17s or Patient Questionnaire responses are less than 100. N/A is shown where the base number of responses is less than 10 during the period. % is calculated as Quantity/Base number*100

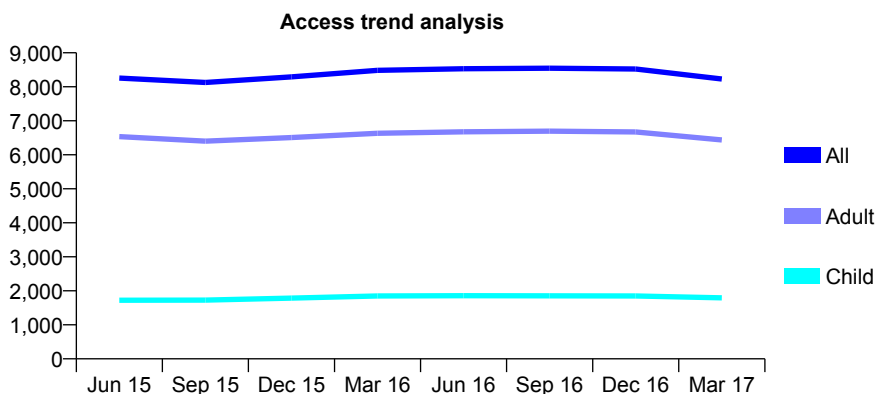
Q45 - Vital Signs At a Glance Contract Report for 772321/0001 - March 2017

Name or company name	MR PC WOODHOUSE
Contract type name	GDS Contract
Purpose of contract	General and Orthodontic
Contract start date	01/06/2011
Contract end date	

16/17 Contracted general activity (UDA)	28,441
Carry forward general activity (UDA)	0
16/17 Contracted orthodontic activity (UOA)	0
Carry forward orthodontic activity (UOA)	0
Baseline contract value	£762,820.67

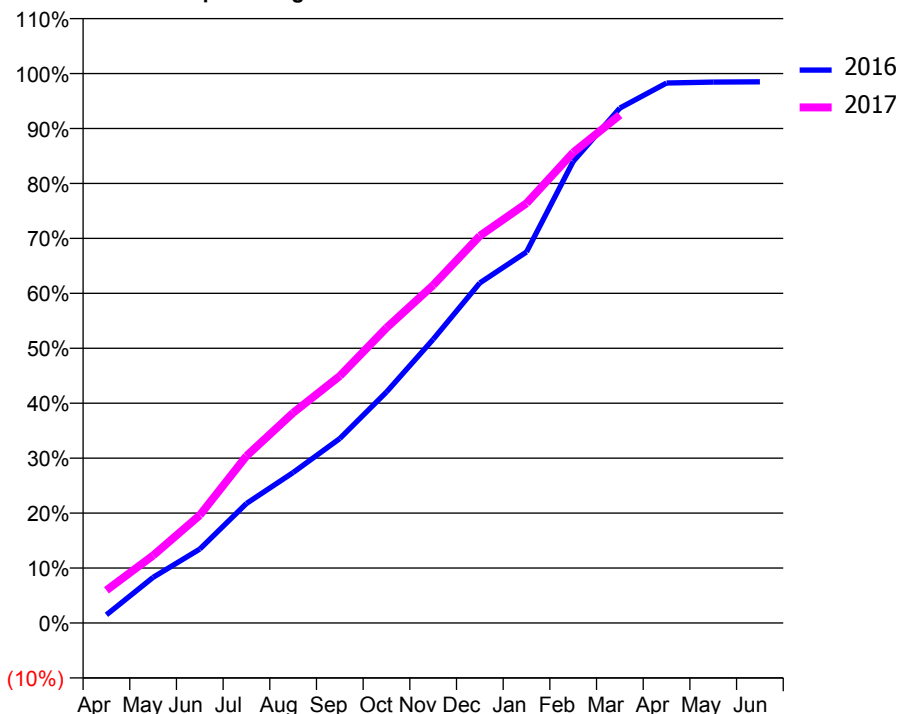
ACCESS*

Patients seen in 24 months	Total	Change since previous quarter
Quarter ending March 2016	8,484	
Quarter ending June 2016	8,533	→
Quarter ending September 2016	8,548	→
Quarter ending December 2016	8,524	→
Quarter ending March 2017	8,231	↓
Variance since March 2016	(3.0%)	↓



ACTIVITY

Cumulative percentage of contracted UDA delivered 2016 & 2017



Month	Adjusted Scheduled Activity (UDA)	
	2016	2017
April	427	1,696
May	2,364	3,499
June	3,827	5,583
July	6,189	8,643
August	7,792	10,882
September	9,552	12,783
October	11,958	15,277
November	14,684	17,483
December	17,604	20,041
January	19,204	21,720
February	23,892	24,351
March	26,650	26,293
April	27,949	
May	28,000	
June	28,014	

QUALITY

	Quantity	Base Number	Contract	AT	Region	England
% of FP17s for the same patient ID Re-attending within 3 months - Children	250	2,740	9.1%	13.0%	13.3%	12.3%
% of FP17s for the same patient ID Re-attending within 3 months - Adults	1,417	9,113	15.5%	16.3%	17.3%	16.7%
% of FP17s for the same patient ID Re-attending between 3 & 9 months - Children	1,711	2,740	62.4%	54.5%	58.9%	57.6%
% of FP17s for the same patient ID Re-attending between 3 & 9 months - Adults	5,108	9,113	56.1%	50.2%	52.2%	50.1%
% of FP17s for Band 1 Urgent Courses	505	11,337	4.5%	8.8%	9.2%	9.1%
% of FP17s Relating to Free Repair or Replacements	134	11,337	1.2%	1.3%	1.0%	0.8%
% of FP17s Relating to Continuations	343	11,337	3.0%	1.7%	1.4%	1.2%
% of Patients satisfied with the dentistry they have received	21	21	100.0%	92.0%	93.1%	92.8%
% of Patients satisfied with the time they had to wait for an appointment	18	21	85.7%	88.8%	89.5%	88.7%

* This is based on patients treated on this contract for their most recent course of treatment. Figures in italics indicate the base number of FP17s or Patient Questionnaire responses are less than 100. N/A is shown where the base number of responses is less than 10 during the period. % is calculated as Quantity/Base number*100

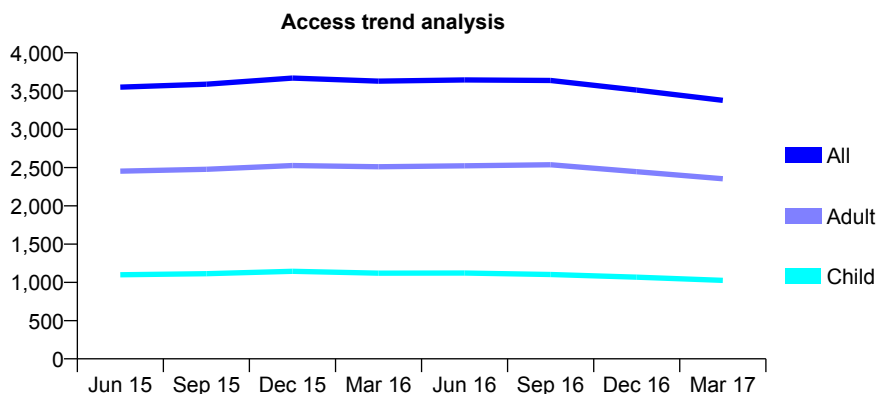
Q45 - Vital Signs At a Glance Contract Report for 773115/0002 - March 2017

Name or company name	MR P THAPAR
Contract type name	GDS Contract
Purpose of contract	General
Contract start date	01/04/2006
Contract end date	

16/17 Contracted general activity (UDA)	11,473
Carry forward general activity (UDA)	0
16/17 Contracted orthodontic activity (UOA)	0
Carry forward orthodontic activity (UOA)	0
Baseline contract value	£258,605.65

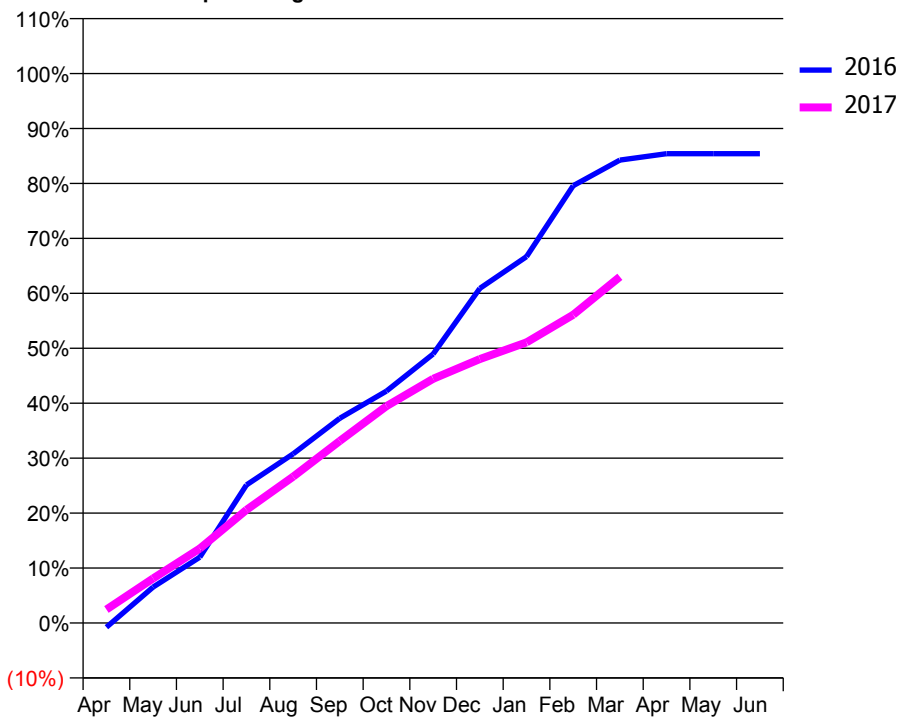
ACCESS*

Patients seen in 24 months	Total	Change since previous quarter
Quarter ending March 2016	3,629	
Quarter ending June 2016	3,645	→
Quarter ending September 2016	3,639	→
Quarter ending December 2016	3,513	↓
Quarter ending March 2017	3,379	↓
Variance since March 2016	(6.9%)	↓



ACTIVITY

Cumulative percentage of contracted UDA delivered 2016 & 2017



Month	Adjusted Scheduled Activity (UDA)	
	2016	2017
April	-90	284
May	752	930
June	1,375	1,556
July	2,883	2,364
August	3,533	3,056
September	4,276	3,803
October	4,842	4,529
November	5,618	5,099
December	6,986	5,512
January	7,650	5,859
February	9,130	6,435
March	9,665	7,230
April	9,798	
May	9,798	
June	9,799	

QUALITY

	Quantity	Base Number	Contract	AT	Region	England
% of FP17s for the same patient ID Re-attending within 3 months - Children	79	1,116	7.1%	13.0%	13.3%	12.3%
% of FP17s for the same patient ID Re-attending within 3 months - Adults	262	2,093	12.5%	16.3%	17.3%	16.7%
% of FP17s for the same patient ID Re-attending between 3 & 9 months - Children	516	1,116	46.2%	54.5%	58.9%	57.6%
% of FP17s for the same patient ID Re-attending between 3 & 9 months - Adults	715	2,093	34.2%	50.2%	52.2%	50.1%
% of FP17s for Band 1 Urgent Courses	175	3,121	5.6%	8.8%	9.2%	9.1%
% of FP17s Relating to Free Repair or Replacements	23	3,121	0.7%	1.3%	1.0%	0.8%
% of FP17s Relating to Continuations	55	3,121	1.8%	1.7%	1.4%	1.2%
% of Patients satisfied with the dentistry they have received	5	5	N/A	92.0%	93.1%	92.8%
% of Patients satisfied with the time they had to wait for an appointment	5	5	N/A	88.8%	89.5%	88.7%

* This is based on patients treated on this contract for their most recent course of treatment. Figures in italics indicate the base number of FP17s or Patient Questionnaire responses are less than 100. N/A is shown where the base number of responses is less than 10 during the period. % is calculated as Quantity/Base number*100

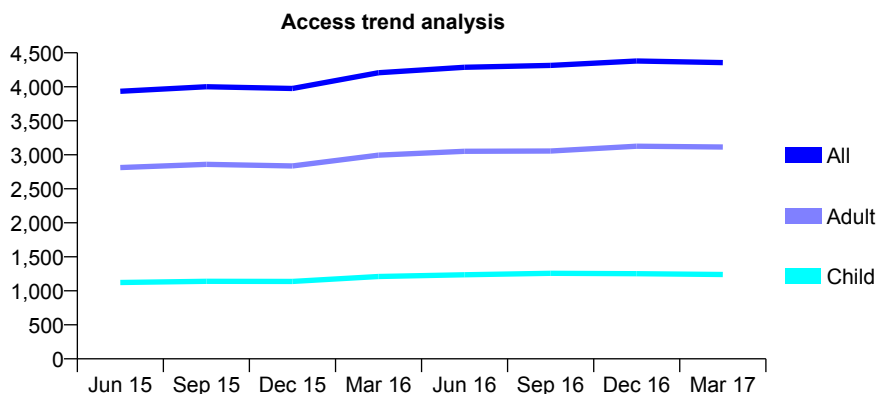
Q45 - Vital Signs At a Glance Contract Report for 801712/0004 - March 2017

Name or company name	MR SA JEYARAJAN
Contract type name	GDS Contract
Purpose of contract	General
Contract start date	14/05/2011
Contract end date	

16/17 Contracted general activity (UDA)	11,567
Carry forward general activity (UDA)	0
16/17 Contracted orthodontic activity (UOA)	0
Carry forward orthodontic activity (UOA)	0
Baseline contract value	£310,116.61

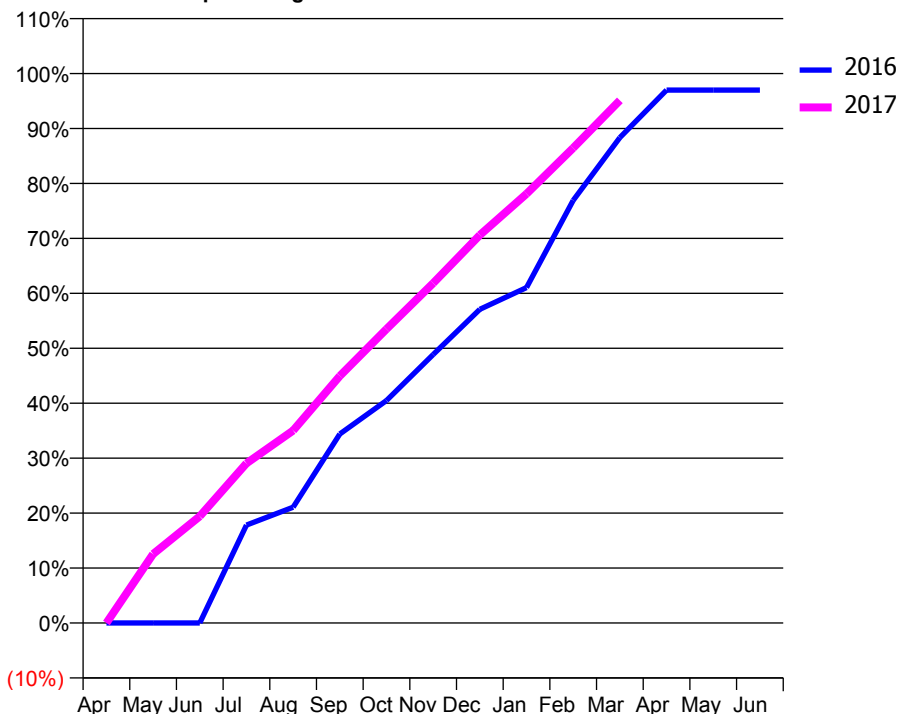
ACCESS*

Patients seen in 24 months	Total	Change since previous quarter
Quarter ending March 2016	4,206	
Quarter ending June 2016	4,288	→
Quarter ending September 2016	4,314	→
Quarter ending December 2016	4,379	→
Quarter ending March 2017	4,355	→
Variance since March 2016	3.5%	↑



ACTIVITY

Cumulative percentage of contracted UDA delivered 2016 & 2017



Month	Adjusted Scheduled Activity (UDA)	
	2016	2017
April	0	0
May	0	1,453
June	0	2,247
July	2,062	3,361
August	2,438	4,052
September	3,980	5,199
October	4,682	6,187
November	5,651	7,152
December	6,603	8,166
January	7,060	9,034
February	8,898	9,999
March	10,219	11,001
April	11,219	
May	11,219	
June	11,219	

QUALITY

	Quantity	Base Number	Contract	AT	Region	England
% of FP17s for the same patient ID Re-attending within 3 months - Children	115	1,660	6.9%	13.0%	13.3%	12.3%
% of FP17s for the same patient ID Re-attending within 3 months - Adults	567	3,786	15.0%	16.3%	17.3%	16.7%
% of FP17s for the same patient ID Re-attending between 3 & 9 months - Children	823	1,660	49.6%	54.5%	58.9%	57.6%
% of FP17s for the same patient ID Re-attending between 3 & 9 months - Adults	1,385	3,786	36.6%	50.2%	52.2%	50.1%
% of FP17s for Band 1 Urgent Courses	652	5,027	13.0%	8.8%	9.2%	9.1%
% of FP17s Relating to Free Repair or Replacements	22	5,027	0.4%	1.3%	1.0%	0.8%
% of FP17s Relating to Continuations	35	5,027	0.7%	1.7%	1.4%	1.2%
% of Patients satisfied with the dentistry they have received	5	5	N/A	92.0%	93.1%	92.8%
% of Patients satisfied with the time they had to wait for an appointment	4	5	N/A	88.8%	89.5%	88.7%

* This is based on patients treated on this contract for their most recent course of treatment. Figures in italics indicate the base number of FP17s or Patient Questionnaire responses are less than 100. N/A is shown where the base number of responses is less than 10 during the period. % is calculated as Quantity/Base number*100

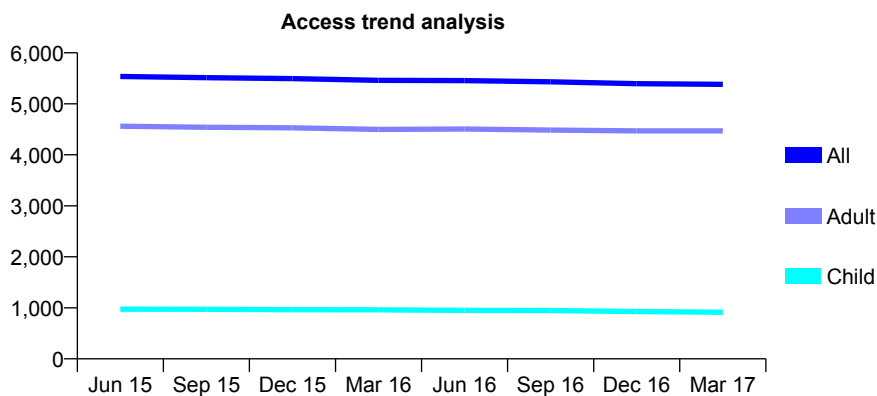
Q45 - Vital Signs At a Glance Contract Report for 804932/0001 - March 2017

Name or company name	Abraham Dental Surgery
Contract type name	GDS Contract
Purpose of contract	General
Contract start date	01/04/2006
Contract end date	

16/17 Contracted general activity (UDA)	17,669
Carry forward general activity (UDA)	0
16/17 Contracted orthodontic activity (UOA)	0
Carry forward orthodontic activity (UOA)	0
Baseline contract value	£373,812.28

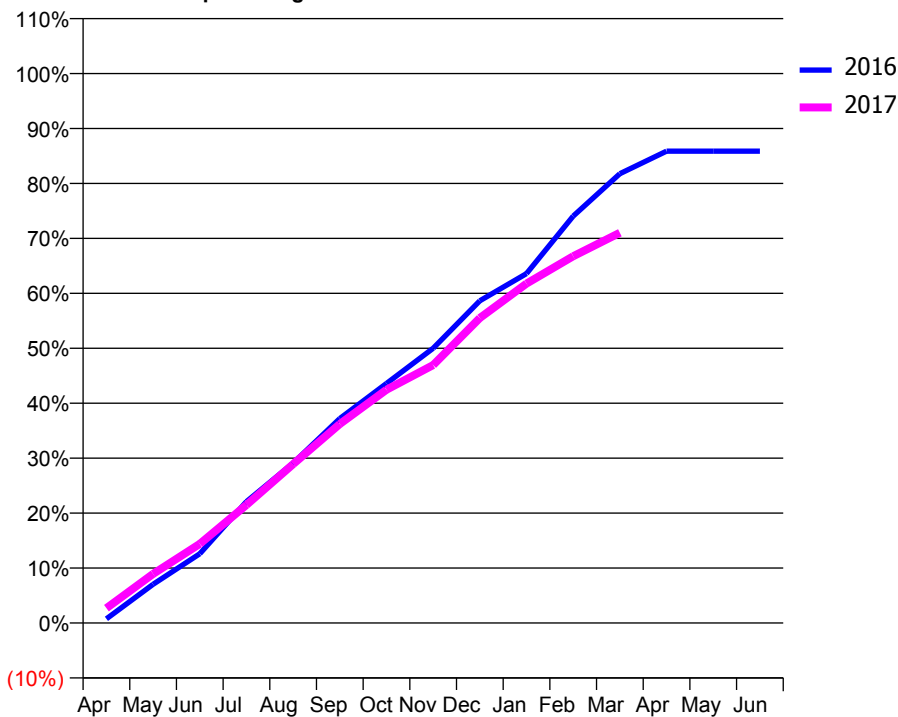
ACCESS*

Patients seen in 24 months	Total	Change since previous quarter
Quarter ending March 2016	5,460	
Quarter ending June 2016	5,455	→
Quarter ending September 2016	5,431	→
Quarter ending December 2016	5,394	→
Quarter ending March 2017	5,382	→
Variance since March 2016	(1.4%)	↓



ACTIVITY

Cumulative percentage of contracted UDA delivered 2016 & 2017



Month	Adjusted Scheduled Activity (UDA)	
	2016	2017
April	135	476
May	1,244	1,580
June	2,227	2,546
July	3,905	3,798
August	5,143	5,110
September	6,576	6,401
October	7,701	7,501
November	8,836	8,293
December	10,363	9,810
January	11,235	10,913
February	13,082	11,793
March	14,447	12,547
April	15,170	
May	15,173	
June	15,173	

QUALITY

	Quantity	Base Number	Contract	AT	Region	England
% of FP17s for the same patient ID Re-attending within 3 months - Children	58	849	6.8%	13.0%	13.3%	12.3%
% of FP17s for the same patient ID Re-attending within 3 months - Adults	610	4,182	14.6%	16.3%	17.3%	16.7%
% of FP17s for the same patient ID Re-attending between 3 & 9 months - Children	183	849	21.6%	54.5%	58.9%	57.6%
% of FP17s for the same patient ID Re-attending between 3 & 9 months - Adults	1,014	4,182	24.2%	50.2%	52.2%	50.1%
% of FP17s for Band 1 Urgent Courses	354	4,815	7.4%	8.8%	9.2%	9.1%
% of FP17s Relating to Free Repair or Replacements	105	4,815	2.2%	1.3%	1.0%	0.8%
% of FP17s Relating to Continuations	195	4,815	4.0%	1.7%	1.4%	1.2%
% of Patients satisfied with the dentistry they have received	29	35	82.9%	92.0%	93.1%	92.8%
% of Patients satisfied with the time they had to wait for an appointment	31	35	88.6%	88.8%	89.5%	88.7%

* This is based on patients treated on this contract for their most recent course of treatment. Figures in italics indicate the base number of FP17s or Patient Questionnaire responses are less than 100. N/A is shown where the base number of responses is less than 10 during the period. % is calculated as Quantity/Base number*100

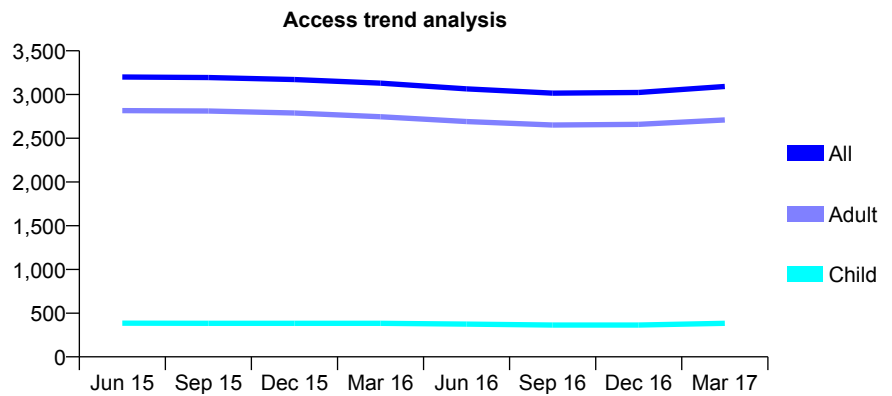
Q45 - Vital Signs At a Glance Contract Report for 811513/0001 - March 2017

Name or company name	MR PL NEWTON
Contract type name	GDS Contract
Purpose of contract	General
Contract start date	01/04/2006
Contract end date	

16/17 Contracted general activity (UDA)	15,980
Carry forward general activity (UDA)	0
16/17 Contracted orthodontic activity (UOA)	0
Carry forward orthodontic activity (UOA)	0
Baseline contract value	£340,074.63

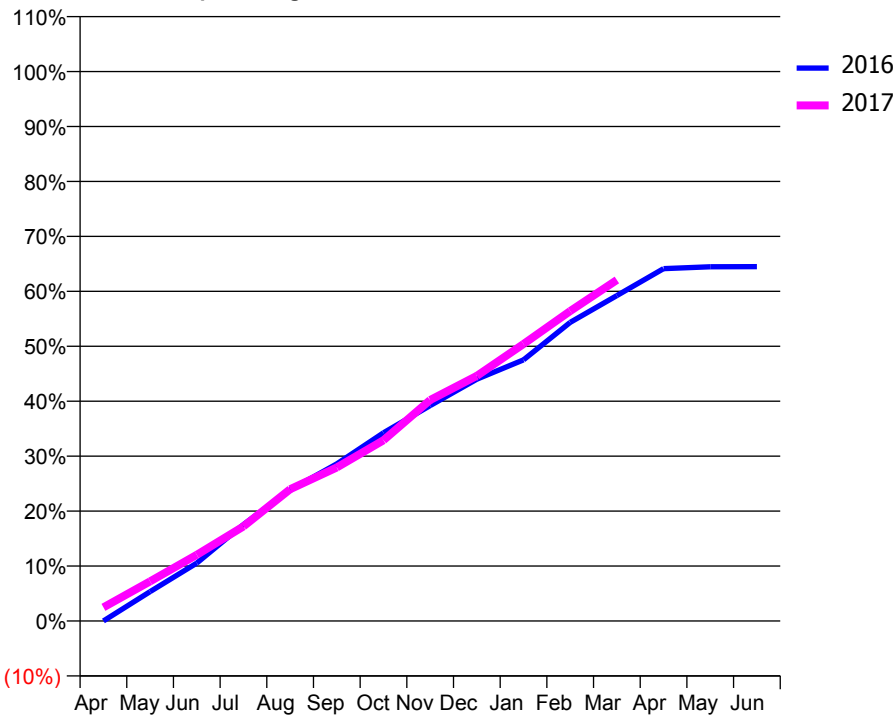
ACCESS*

Patients seen in 24 months	Total	Change since previous quarter
Quarter ending March 2016	3,130	
Quarter ending June 2016	3,065	↓
Quarter ending September 2016	3,016	↓
Quarter ending December 2016	3,023	→
Quarter ending March 2017	3,092	↑
Variance since March 2016	(1.2%)	↓



ACTIVITY

Cumulative percentage of contracted UDA delivered 2016 & 2017



Month	Adjusted Scheduled Activity (UDA)	
	2016	2017
April	0	399
May	855	1,153
June	1,684	1,925
July	2,807	2,753
August	3,813	3,834
September	4,570	4,467
October	5,475	5,258
November	6,264	6,428
December	7,031	7,131
January	7,594	8,056
February	8,685	9,013
March	9,463	9,917
April	10,247	
May	10,302	
June	10,305	

QUALITY

	Quantity	Base Number	Contract	AT	Region	England
% of FP17s for the same patient ID Re-attending within 3 months - Children	32	577	5.5%	13.0%	13.3%	12.3%
% of FP17s for the same patient ID Re-attending within 3 months - Adults	494	4,310	11.5%	16.3%	17.3%	16.7%
% of FP17s for the same patient ID Re-attending between 3 & 9 months - Children	363	577	62.9%	54.5%	58.9%	57.6%
% of FP17s for the same patient ID Re-attending between 3 & 9 months - Adults	2,955	4,310	68.6%	50.2%	52.2%	50.1%
% of FP17s for Band 1 Urgent Courses	151	4,529	3.3%	8.8%	9.2%	9.1%
% of FP17s Relating to Free Repair or Replacements	32	4,529	0.7%	1.3%	1.0%	0.8%
% of FP17s Relating to Continuations	87	4,529	1.9%	1.7%	1.4%	1.2%
% of Patients satisfied with the dentistry they have received	15	15	100.0%	92.0%	93.1%	92.8%
% of Patients satisfied with the time they had to wait for an appointment	15	15	100.0%	88.8%	89.5%	88.7%

* This is based on patients treated on this contract for their most recent course of treatment. Figures in italics indicate the base number of FP17s or Patient Questionnaire responses are less than 100. N/A is shown where the base number of responses is less than 10 during the period. % is calculated as Quantity/Base number*100

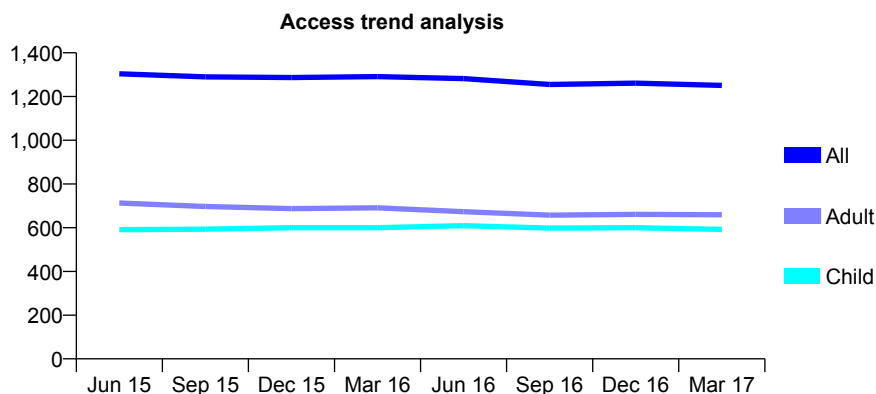
Q45 - Vital Signs At a Glance Contract Report for 814342/0002 - March 2017

Name or company name	MR JP LYNE
Contract type name	GDS Contract
Purpose of contract	General
Contract start date	01/04/2006
Contract end date	

16/17 Contracted general activity (UDA)	5,800
Carry forward general activity (UDA)	0
16/17 Contracted orthodontic activity (UOA)	0
Carry forward orthodontic activity (UOA)	0
Baseline contract value	£136,360.05

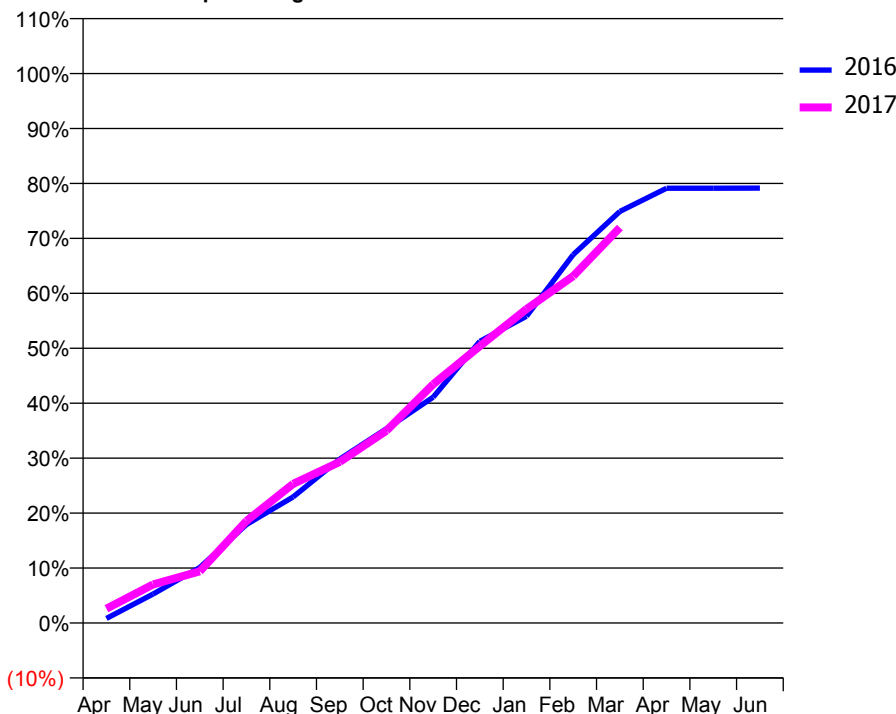
ACCESS*

Patients seen in 24 months	Total	Change since previous quarter
Quarter ending March 2016	1,291	
Quarter ending June 2016	1,282	→
Quarter ending September 2016	1,255	↓
Quarter ending December 2016	1,261	→
Quarter ending March 2017	1,251	→
Variance since March 2016	(3.1%)	↓



ACTIVITY

Cumulative percentage of contracted UDA delivered 2016 & 2017



Month	Adjusted Scheduled Activity (UDA)	
	2016	2017
April	49	151
May	307	408
June	586	545
July	1,039	1,078
August	1,330	1,469
September	1,730	1,701
October	2,052	2,031
November	2,384	2,521
December	2,973	2,922
January	3,239	3,313
February	3,888	3,662
March	4,344	4,174
April	4,590	
May	4,590	
June	4,591	

QUALITY

	Quantity	Base Number	Contract	AT	Region	England
% of FP17s for the same patient ID Re-attending within 3 months - Children	56	1,079	5.2%	13.0%	13.3%	12.3%
% of FP17s for the same patient ID Re-attending within 3 months - Adults	167	964	17.3%	16.3%	17.3%	16.7%
% of FP17s for the same patient ID Re-attending between 3 & 9 months - Children	789	1,079	73.1%	54.5%	58.9%	57.6%
% of FP17s for the same patient ID Re-attending between 3 & 9 months - Adults	623	964	64.6%	50.2%	52.2%	50.1%
% of FP17s for Band 1 Urgent Courses	82	1,948	4.2%	8.8%	9.2%	9.1%
% of FP17s Relating to Free Repair or Replacements	0	1,948	0.0%	1.3%	1.0%	0.8%
% of FP17s Relating to Continuations	42	1,948	2.2%	1.7%	1.4%	1.2%
% of Patients satisfied with the dentistry they have received	3	3	N/A	92.0%	93.1%	92.8%
% of Patients satisfied with the time they had to wait for an appointment	3	3	N/A	88.8%	89.5%	88.7%

* This is based on patients treated on this contract for their most recent course of treatment. Figures in italics indicate the base number of FP17s or Patient Questionnaire responses are less than 100. N/A is shown where the base number of responses is less than 10 during the period. % is calculated as Quantity/Base number*100

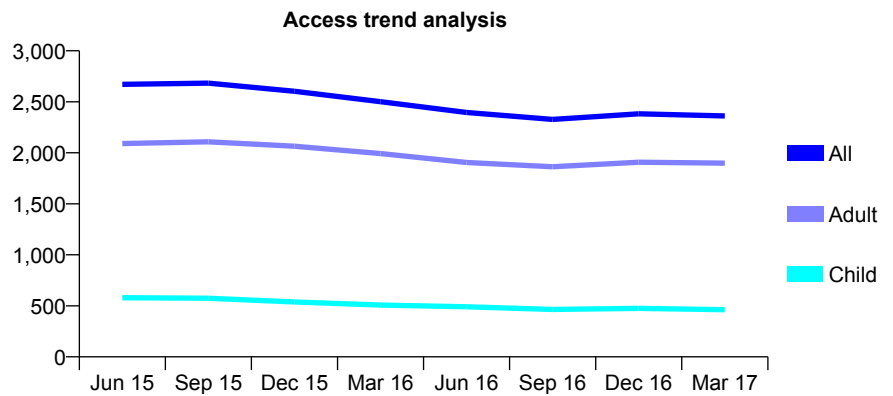
Q45 - Vital Signs At a Glance Contract Report for 820857/0002 - March 2017

Name or company name	MRS JH ELSTON
Contract type name	GDS Contract
Purpose of contract	General
Contract start date	01/04/2006
Contract end date	

16/17 Contracted general activity (UDA)	12,629
Carry forward general activity (UDA)	0
16/17 Contracted orthodontic activity (UOA)	0
Carry forward orthodontic activity (UOA)	0
Baseline contract value	£348,053.90

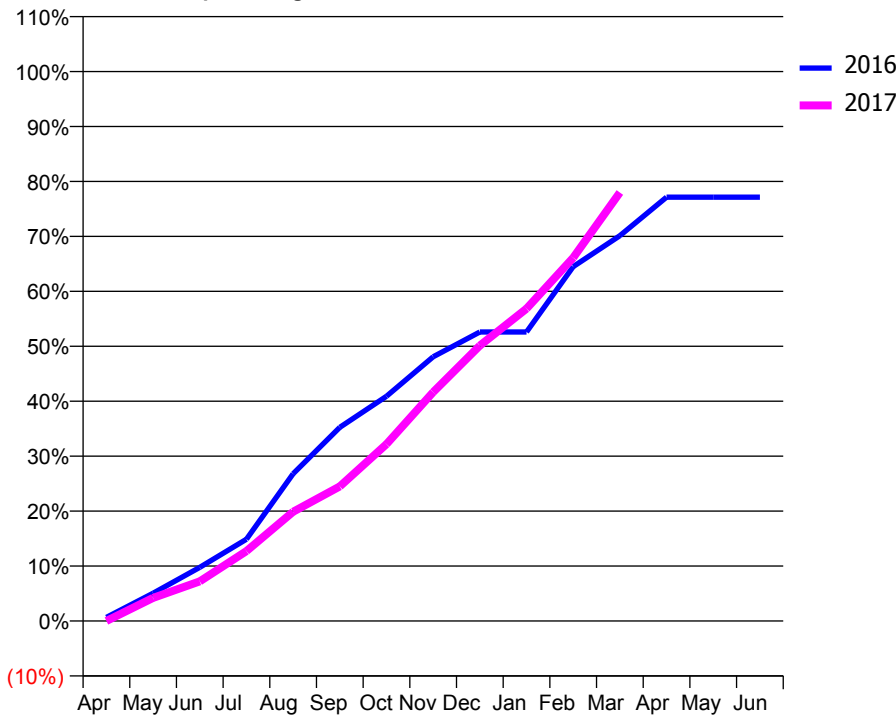
ACCESS*

Patients seen in 24 months	Total	Change since previous quarter
Quarter ending March 2016	2,501	
Quarter ending June 2016	2,396	↓
Quarter ending September 2016	2,328	↓
Quarter ending December 2016	2,383	↑
Quarter ending March 2017	2,361	→
Variance since March 2016	(5.6%)	↓



ACTIVITY

Cumulative percentage of contracted UDA delivered 2016 & 2017



Month	Adjusted Scheduled Activity (UDA)	
	2016	2017
April	86	0
May	638	532
June	1,234	912
July	1,881	1,608
August	3,384	2,511
September	4,451	3,095
October	5,167	4,066
November	6,074	5,260
December	6,642	6,329
January	6,642	7,179
February	8,143	8,349
March	8,854	9,848
April	9,741	
May	9,741	
June	9,742	

QUALITY

	Quantity	Base Number	Contract	AT	Region	England
% of FP17s for the same patient ID Re-attending within 3 months - Children	85	697	12.2%	13.0%	13.3%	12.3%
% of FP17s for the same patient ID Re-attending within 3 months - Adults	898	3,271	27.5%	16.3%	17.3%	16.7%
% of FP17s for the same patient ID Re-attending between 3 & 9 months - Children	291	697	41.8%	54.5%	58.9%	57.6%
% of FP17s for the same patient ID Re-attending between 3 & 9 months - Adults	1,480	3,271	45.2%	50.2%	52.2%	50.1%
% of FP17s for Band 1 Urgent Courses	620	3,653	17.0%	8.8%	9.2%	9.1%
% of FP17s Relating to Free Repair or Replacements	125	3,653	3.4%	1.3%	1.0%	0.8%
% of FP17s Relating to Continuations	130	3,653	3.6%	1.7%	1.4%	1.2%
% of Patients satisfied with the dentistry they have received	9	10	90.0%	92.0%	93.1%	92.8%
% of Patients satisfied with the time they had to wait for an appointment	9	10	90.0%	88.8%	89.5%	88.7%

* This is based on patients treated on this contract for their most recent course of treatment. Figures in italics indicate the base number of FP17s or Patient Questionnaire responses are less than 100. N/A is shown where the base number of responses is less than 10 during the period. % is calculated as Quantity/Base number*100

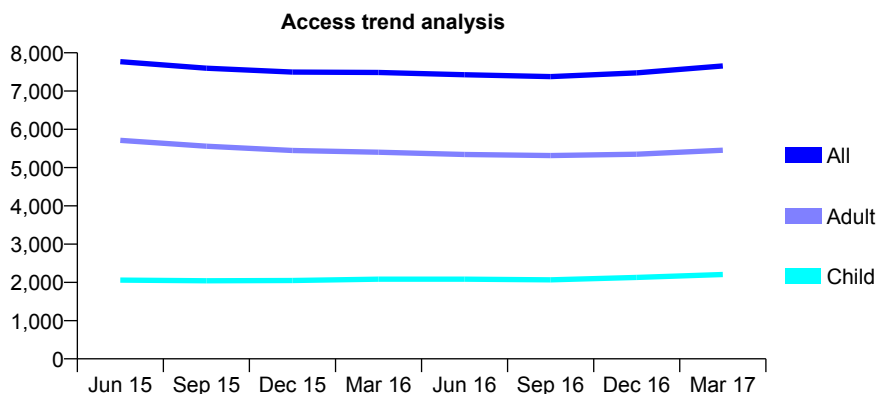
Q45 - Vital Signs At a Glance Contract Report for 832472/0001 - March 2017

Name or company name	MR AR FLETCHER
Contract type name	GDS Contract
Purpose of contract	General and Orthodontic
Contract start date	01/04/2006
Contract end date	

16/17 Contracted general activity (UDA)	25,408
Carry forward general activity (UDA)	0
16/17 Contracted orthodontic activity (UOA)	407
Carry forward orthodontic activity (UOA)	0
Baseline contract value	£634,511.14

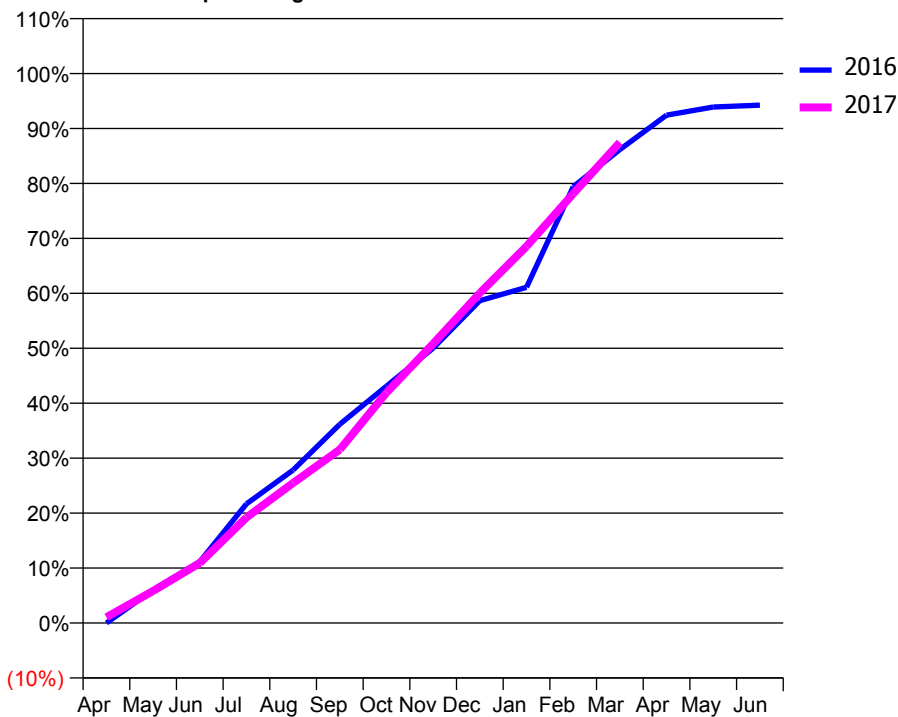
ACCESS*

Patients seen in 24 months	Total	Change since previous quarter
Quarter ending March 2016	7,486	
Quarter ending June 2016	7,425	→
Quarter ending September 2016	7,379	→
Quarter ending December 2016	7,475	→
Quarter ending March 2017	7,657	↑
Variance since March 2016	2.3%	↑



ACTIVITY

Cumulative percentage of contracted UDA delivered 2016 & 2017



Month	Adjusted Scheduled Activity (UDA)	
	2016	2017
April	0	270
May	1,525	1,482
June	2,841	2,773
July	5,509	4,880
August	7,078	6,480
September	9,188	8,020
October	10,953	10,651
November	12,710	12,912
December	14,906	15,257
January	15,523	17,415
February	20,172	19,853
March	21,889	22,224
April	23,485	
May	23,856	
June	23,942	

QUALITY

	Quantity	Base Number	Contract	AT	Region	England
% of FP17s for the same patient ID Re-attending within 3 months - Children	380	3,291	11.5%	13.0%	13.3%	12.3%
% of FP17s for the same patient ID Re-attending within 3 months - Adults	1,185	7,156	16.6%	16.3%	17.3%	16.7%
% of FP17s for the same patient ID Re-attending between 3 & 9 months - Children	1,599	3,291	48.6%	54.5%	58.9%	57.6%
% of FP17s for the same patient ID Re-attending between 3 & 9 months - Adults	3,404	7,156	47.6%	50.2%	52.2%	50.1%
% of FP17s for Band 1 Urgent Courses	855	9,112	9.4%	8.8%	9.2%	9.1%
% of FP17s Relating to Free Repair or Replacements	97	9,112	1.1%	1.3%	1.0%	0.8%
% of FP17s Relating to Continuations	154	9,112	1.7%	1.7%	1.4%	1.2%
% of Patients satisfied with the dentistry they have received	18	21	85.7%	92.0%	93.1%	92.8%
% of Patients satisfied with the time they had to wait for an appointment	16	21	76.2%	88.8%	89.5%	88.7%

* This is based on patients treated on this contract for their most recent course of treatment. Figures in italics indicate the base number of FP17s or Patient Questionnaire responses are less than 100. N/A is shown where the base number of responses is less than 10 during the period. % is calculated as Quantity/Base number*100

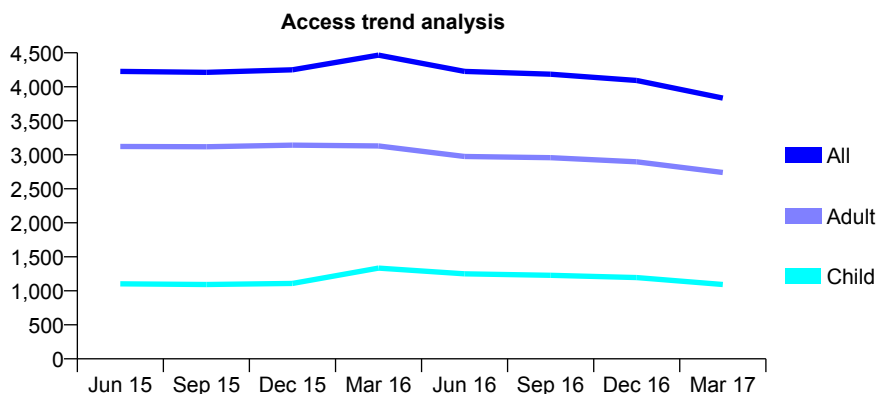
Q45 - Vital Signs At a Glance Contract Report for 833037/0004 - March 2017

Name or company name	MR MA HYDER
Contract type name	GDS Contract
Purpose of contract	General
Contract start date	01/04/2006
Contract end date	

16/17 Contracted general activity (UDA)	11,922
Carry forward general activity (UDA)	0
16/17 Contracted orthodontic activity (UOA)	0
Carry forward orthodontic activity (UOA)	0
Baseline contract value	£382,863.09

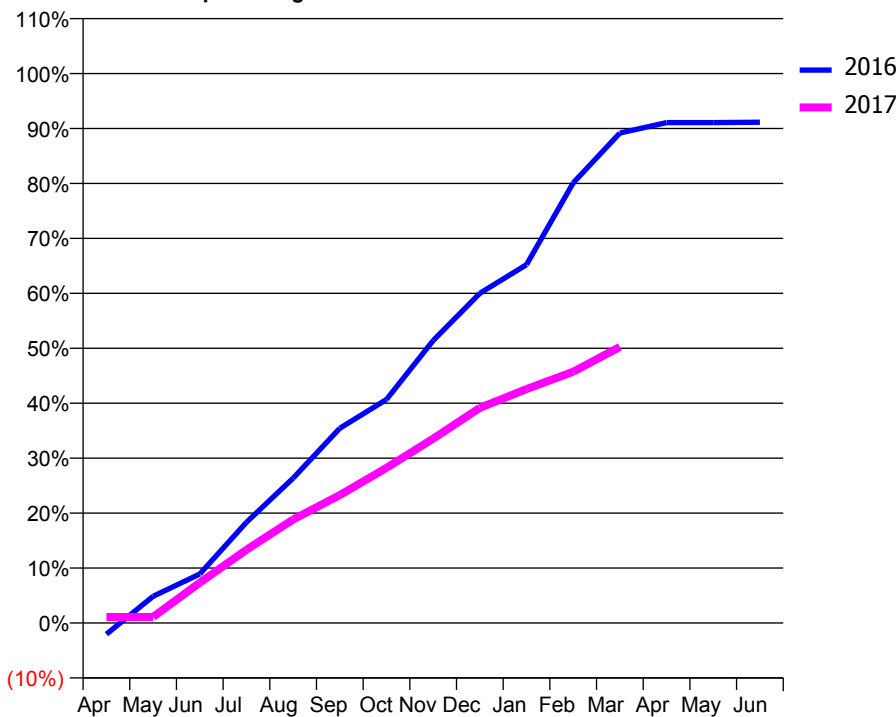
ACCESS*

Patients seen in 24 months	Total	Change since previous quarter
Quarter ending March 2016	4,465	
Quarter ending June 2016	4,226	↓
Quarter ending September 2016	4,185	→
Quarter ending December 2016	4,093	↓
Quarter ending March 2017	3,834	↓
Variance since March 2016	(14.1%)	↓



ACTIVITY

Cumulative percentage of contracted UDA delivered 2016 & 2017



Month	Adjusted Scheduled Activity (UDA)	
	2016	2017
April	-244	130
May	579	130
June	1,062	874
July	2,186	1,590
August	3,143	2,246
September	4,225	2,777
October	4,849	3,366
November	6,129	3,999
December	7,153	4,669
January	7,775	5,076
February	9,548	5,453
March	10,632	5,989
April	10,856	
May	10,856	
June	10,864	

QUALITY

	Quantity	Base Number	Contract	AT	Region	England
% of FP17s for the same patient ID Re-attending within 3 months - Children	42	736	5.7%	13.0%	13.3%	12.3%
% of FP17s for the same patient ID Re-attending within 3 months - Adults	322	1,923	16.7%	16.3%	17.3%	16.7%
% of FP17s for the same patient ID Re-attending between 3 & 9 months - Children	169	736	23.0%	54.5%	58.9%	57.6%
% of FP17s for the same patient ID Re-attending between 3 & 9 months - Adults	421	1,923	21.9%	50.2%	52.2%	50.1%
% of FP17s for Band 1 Urgent Courses	569	2,497	22.8%	8.8%	9.2%	9.1%
% of FP17s Relating to Free Repair or Replacements	38	2,497	1.5%	1.3%	1.0%	0.8%
% of FP17s Relating to Continuations	18	2,497	0.7%	1.7%	1.4%	1.2%
% of Patients satisfied with the dentistry they have received	6	6	N/A	92.0%	93.1%	92.8%
% of Patients satisfied with the time they had to wait for an appointment	6	6	N/A	88.8%	89.5%	88.7%

* This is based on patients treated on this contract for their most recent course of treatment. Figures in italics indicate the base number of FP17s or Patient Questionnaire responses are less than 100. N/A is shown where the base number of responses is less than 10 during the period. % is calculated as Quantity/Base number*100

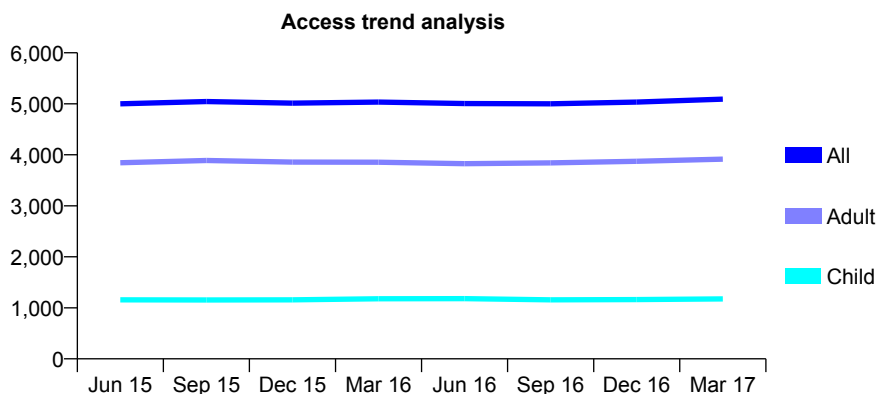
Q45 - Vital Signs At a Glance Contract Report for 833037/0007 - March 2017

Name or company name	MR MA HYDER
Contract type name	GDS Contract
Purpose of contract	General
Contract start date	01/08/2006
Contract end date	

16/17 Contracted general activity (UDA)	12,000
Carry forward general activity (UDA)	475
16/17 Contracted orthodontic activity (UOA)	0
Carry forward orthodontic activity (UOA)	0
Baseline contract value	£342,692.51

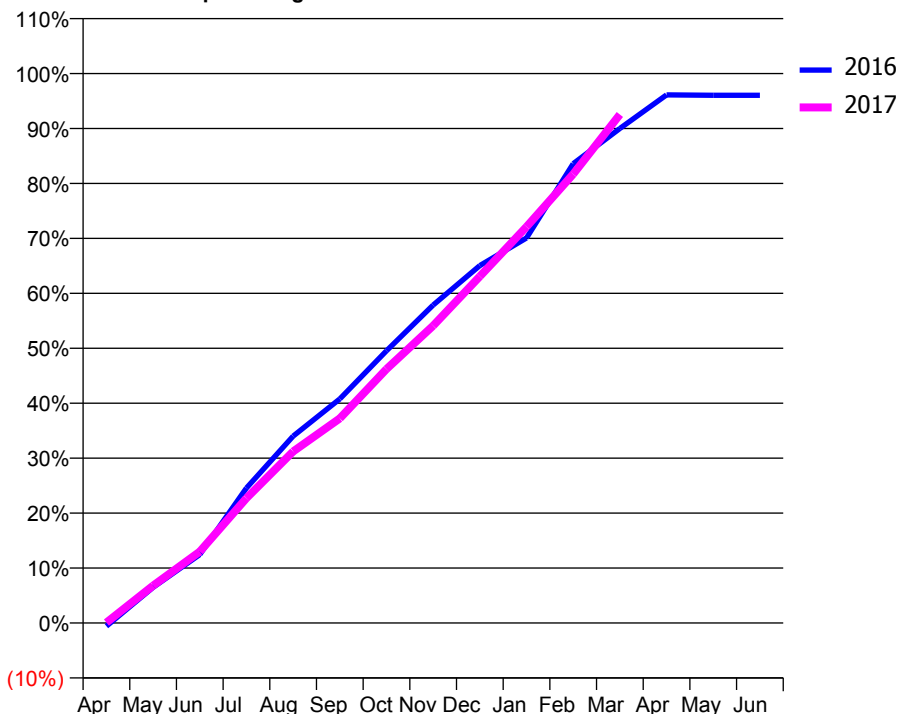
ACCESS*

Patients seen in 24 months	Total	Change since previous quarter
Quarter ending March 2016	5,033	
Quarter ending June 2016	5,005	→
Quarter ending September 2016	4,999	→
Quarter ending December 2016	5,035	→
Quarter ending March 2017	5,091	→
Variance since March 2016	1.2%	→



ACTIVITY

Cumulative percentage of contracted UDA delivered 2016 & 2017



Month	Adjusted Scheduled Activity (UDA)	
	2016	2017
April	-70	11
May	778	818
June	1,496	1,558
July	2,948	2,728
August	4,081	3,746
September	4,893	4,469
October	5,944	5,547
November	6,944	6,491
December	7,805	7,570
January	8,409	8,654
February	10,031	9,802
March	10,800	11,106
April	11,532	
May	11,524	
June	11,525	

QUALITY

	Quantity	Base Number	Contract	AT	Region	England
% of FP17s for the same patient ID Re-attending within 3 months - Children	122	1,783	6.8%	13.0%	13.3%	12.3%
% of FP17s for the same patient ID Re-attending within 3 months - Adults	826	5,481	15.1%	16.3%	17.3%	16.7%
% of FP17s for the same patient ID Re-attending between 3 & 9 months - Children	916	1,783	51.4%	54.5%	58.9%	57.6%
% of FP17s for the same patient ID Re-attending between 3 & 9 months - Adults	2,611	5,481	47.6%	50.2%	52.2%	50.1%
% of FP17s for Band 1 Urgent Courses	1,049	6,873	15.3%	8.8%	9.2%	9.1%
% of FP17s Relating to Free Repair or Replacements	58	6,873	0.8%	1.3%	1.0%	0.8%
% of FP17s Relating to Continuations	34	6,873	0.5%	1.7%	1.4%	1.2%
% of Patients satisfied with the dentistry they have received	21	21	100.0%	92.0%	93.1%	92.8%
% of Patients satisfied with the time they had to wait for an appointment	17	21	81.0%	88.8%	89.5%	88.7%

* This is based on patients treated on this contract for their most recent course of treatment. Figures in italics indicate the base number of FP17s or Patient Questionnaire responses are less than 100. N/A is shown where the base number of responses is less than 10 during the period. % is calculated as Quantity/Base number*100

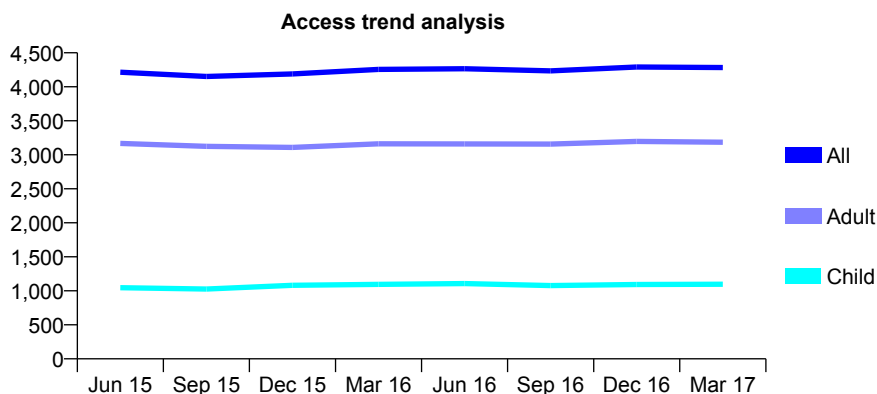
Q45 - Vital Signs At a Glance Contract Report for 833037/0008 - March 2017

Name or company name	MR MA HYDER
Contract type name	GDS Contract
Purpose of contract	General
Contract start date	01/09/2008
Contract end date	

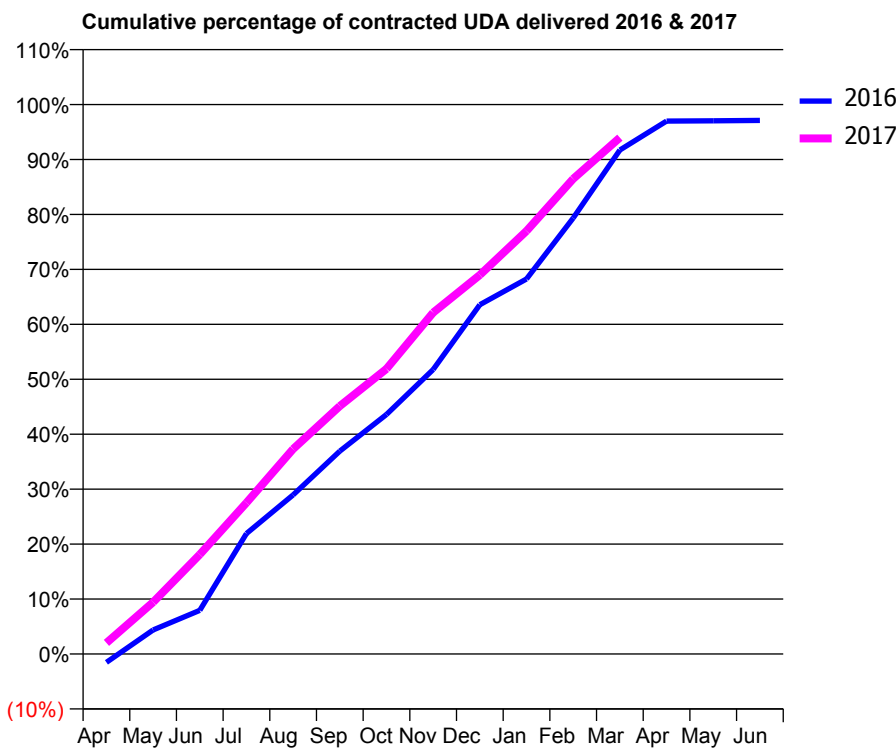
16/17 Contracted general activity (UDA)	10,861
Carry forward general activity (UDA)	316
16/17 Contracted orthodontic activity (UOA)	0
Carry forward orthodontic activity (UOA)	0
Baseline contract value	£229,739.67

ACCESS*

Patients seen in 24 months	Total	Change since previous quarter
Quarter ending March 2016	4,256	
Quarter ending June 2016	4,266	→
Quarter ending September 2016	4,235	→
Quarter ending December 2016	4,291	→
Quarter ending March 2017	4,284	→
Variance since March 2016	0.7%	→



ACTIVITY



Month	Adjusted Scheduled Activity (UDA)	
	2016	2017
April	-168	221
May	475	1,023
June	863	1,967
July	2,383	2,991
August	3,144	4,053
September	4,010	4,902
October	4,736	5,637
November	5,622	6,748
December	6,904	7,493
January	7,413	8,362
February	8,617	9,392
March	9,962	10,207
April	10,534	
May	10,539	
June	10,545	

QUALITY

	Quantity	Base Number	Contract	AT	Region	England
% of FP17s for the same patient ID Re-attending within 3 months - Children	141	1,564	9.0%	13.0%	13.3%	12.3%
% of FP17s for the same patient ID Re-attending within 3 months - Adults	761	4,354	17.5%	16.3%	17.3%	16.7%
% of FP17s for the same patient ID Re-attending between 3 & 9 months - Children	795	1,564	50.8%	54.5%	58.9%	57.6%
% of FP17s for the same patient ID Re-attending between 3 & 9 months - Adults	2,027	4,354	46.6%	50.2%	52.2%	50.1%
% of FP17s for Band 1 Urgent Courses	876	5,622	15.6%	8.8%	9.2%	9.1%
% of FP17s Relating to Free Repair or Replacements	177	5,622	3.1%	1.3%	1.0%	0.8%
% of FP17s Relating to Continuations	57	5,622	1.0%	1.7%	1.4%	1.2%
% of Patients satisfied with the dentistry they have received	15	15	100.0%	92.0%	93.1%	92.8%
% of Patients satisfied with the time they had to wait for an appointment	11	15	73.3%	88.8%	89.5%	88.7%

* This is based on patients treated on this contract for their most recent course of treatment. Figures in italics indicate the base number of FP17s or Patient Questionnaire responses are less than 100. N/A is shown where the base number of responses is less than 10 during the period. % is calculated as Quantity/Base number*100

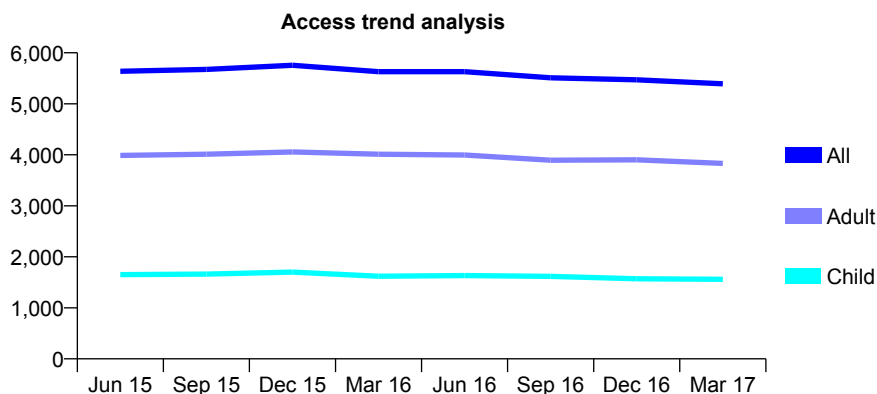
Q45 - Vital Signs At a Glance Contract Report for 833037/0009 - March 2017

Name or company name	MR MA HYDER
Contract type name	GDS Contract
Purpose of contract	General
Contract start date	01/06/2009
Contract end date	

16/17 Contracted general activity (UDA)	15,400
Carry forward general activity (UDA)	0
16/17 Contracted orthodontic activity (UOA)	0
Carry forward orthodontic activity (UOA)	0
Baseline contract value	£330,327.04

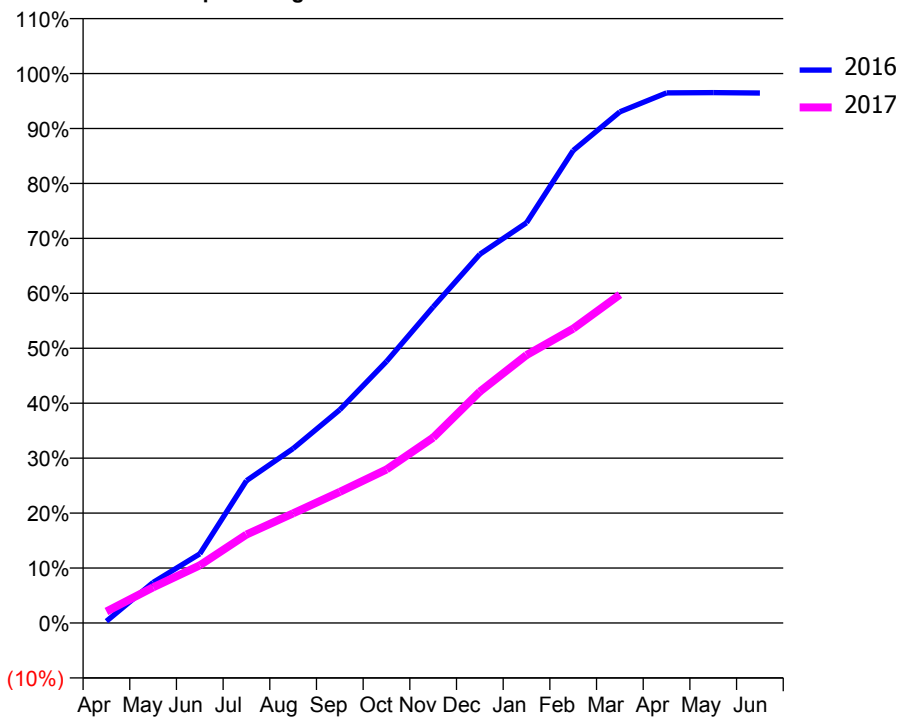
ACCESS*

Patients seen in 24 months	Total	Change since previous quarter
Quarter ending March 2016	5,631	
Quarter ending June 2016	5,630	→
Quarter ending September 2016	5,511	↓
Quarter ending December 2016	5,471	→
Quarter ending March 2017	5,391	↓
Variance since March 2016	(4.3%)	↓



ACTIVITY

Cumulative percentage of contracted UDA delivered 2016 & 2017



Adjusted Scheduled Activity (UDA)

Month	2016	2017
April	52	324
May	1,137	998
June	1,936	1,617
July	3,991	2,480
August	4,892	3,074
September	5,977	3,674
October	7,332	4,303
November	8,860	5,198
December	10,334	6,486
January	11,216	7,510
February	13,242	8,251
March	14,327	9,203
April	14,857	
May	14,866	
June	14,852	

QUALITY

	Quantity	Base Number	Contract	AT	Region	England
% of FP17s for the same patient ID Re-attending within 3 months - Children	110	1,380	8.0%	13.0%	13.3%	12.3%
% of FP17s for the same patient ID Re-attending within 3 months - Adults	516	3,128	16.5%	16.3%	17.3%	16.7%
% of FP17s for the same patient ID Re-attending between 3 & 9 months - Children	361	1,380	26.2%	54.5%	58.9%	57.6%
% of FP17s for the same patient ID Re-attending between 3 & 9 months - Adults	699	3,128	22.3%	50.2%	52.2%	50.1%
% of FP17s for Band 1 Urgent Courses	571	4,235	13.5%	8.8%	9.2%	9.1%
% of FP17s Relating to Free Repair or Replacements	20	4,235	0.5%	1.3%	1.0%	0.8%
% of FP17s Relating to Continuations	0	4,235	0.0%	1.7%	1.4%	1.2%
% of Patients satisfied with the dentistry they have received	9	11	81.8%	92.0%	93.1%	92.8%
% of Patients satisfied with the time they had to wait for an appointment	10	11	90.9%	88.8%	89.5%	88.7%

* This is based on patients treated on this contract for their most recent course of treatment. Figures in italics indicate the base number of FP17s or Patient Questionnaire responses are less than 100. N/A is shown where the base number of responses is less than 10 during the period. % is calculated as Quantity/Base number*100

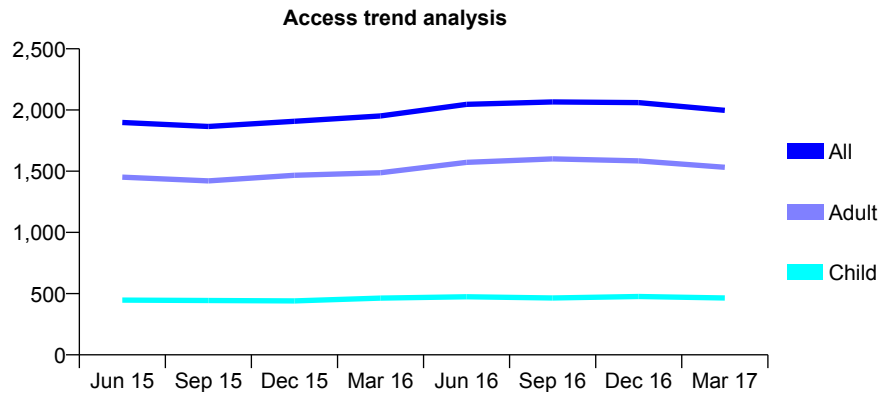
Q45 - Vital Signs At a Glance Contract Report for 833037/0010 - March 2017

Name or company name	MR MA HYDER
Contract type name	GDS Contract
Purpose of contract	General
Contract start date	01/08/2010
Contract end date	

16/17 Contracted general activity (UDA)	5,025
Carry forward general activity (UDA)	15
16/17 Contracted orthodontic activity (UOA)	0
Carry forward orthodontic activity (UOA)	0
Baseline contract value	£173,724.51

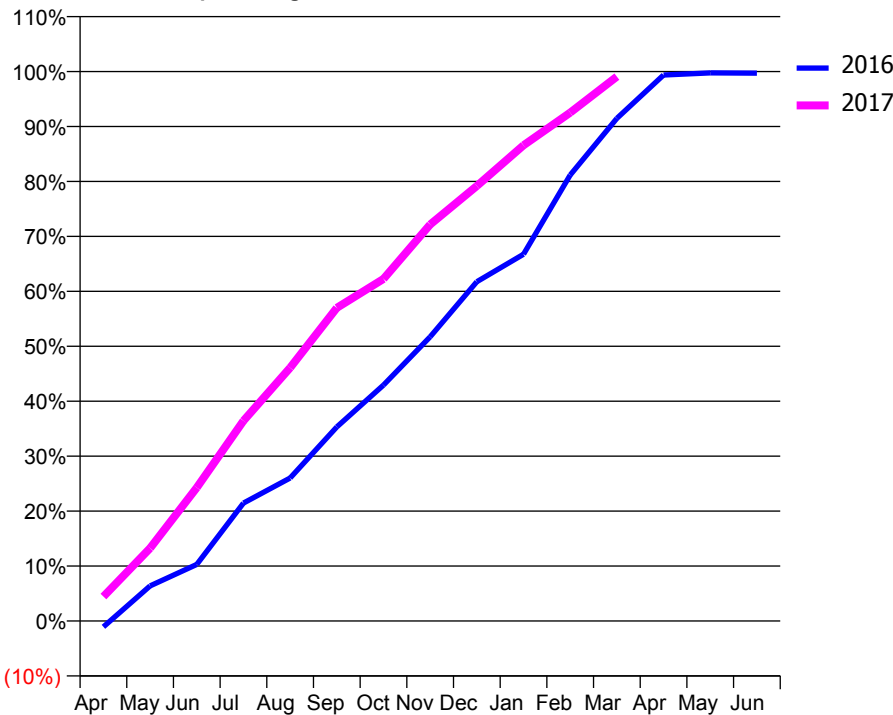
ACCESS*

Patients seen in 24 months	Total	Change since previous quarter
Quarter ending March 2016	1,951	
Quarter ending June 2016	2,046	↑
Quarter ending September 2016	2,066	→
Quarter ending December 2016	2,061	→
Quarter ending March 2017	1,997	↓
Variance since March 2016	2.4%	↑



ACTIVITY

Cumulative percentage of contracted UDA delivered 2016 & 2017



Month	Adjusted Scheduled Activity (UDA)	
	2016	2017
April	-54	224
May	321	667
June	517	1,220
July	1,079	1,830
August	1,308	2,316
September	1,775	2,863
October	2,157	3,128
November	2,599	3,626
December	3,103	3,979
January	3,354	4,350
February	4,078	4,649
March	4,596	4,978
April	4,993	
May	5,012	
June	5,010	

QUALITY

	Quantity	Base Number	Contract	AT	Region	England
% of FP17s for the same patient ID Re-attending within 3 months - Children	65	592	11.0%	13.0%	13.3%	12.3%
% of FP17s for the same patient ID Re-attending within 3 months - Adults	317	1,968	16.1%	16.3%	17.3%	16.7%
% of FP17s for the same patient ID Re-attending between 3 & 9 months - Children	274	592	46.3%	54.5%	58.9%	57.6%
% of FP17s for the same patient ID Re-attending between 3 & 9 months - Adults	879	1,968	44.7%	50.2%	52.2%	50.1%
% of FP17s for Band 1 Urgent Courses	301	2,320	13.0%	8.8%	9.2%	9.1%
% of FP17s Relating to Free Repair or Replacements	30	2,320	1.3%	1.3%	1.0%	0.8%
% of FP17s Relating to Continuations	15	2,320	0.6%	1.7%	1.4%	1.2%
% of Patients satisfied with the dentistry they have received	6	8	N/A	92.0%	93.1%	92.8%
% of Patients satisfied with the time they had to wait for an appointment	5	8	N/A	88.8%	89.5%	88.7%

* This is based on patients treated on this contract for their most recent course of treatment. Figures in italics indicate the base number of FP17s or Patient Questionnaire responses are less than 100. N/A is shown where the base number of responses is less than 10 during the period. % is calculated as Quantity/Base number*100

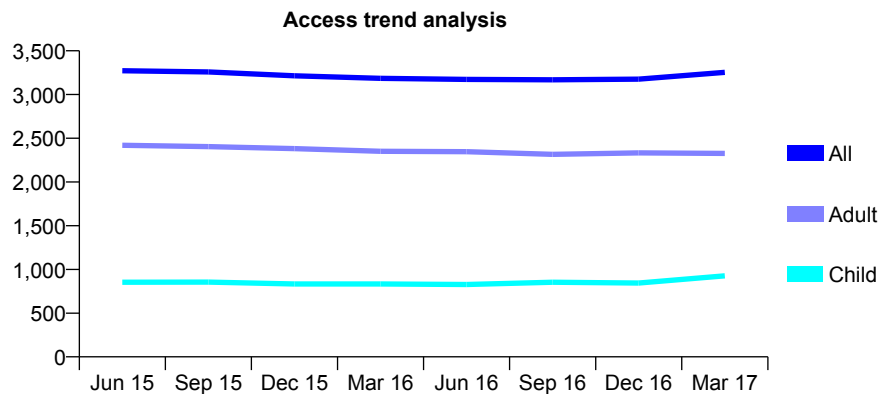
Q45 - Vital Signs At a Glance Contract Report for 833037/0011 - March 2017

Name or company name	MR MA HYDER
Contract type name	GDS Contract
Purpose of contract	General
Contract start date	01/08/2010
Contract end date	

16/17 Contracted general activity (UDA)	8,710
Carry forward general activity (UDA)	0
16/17 Contracted orthodontic activity (UOA)	0
Carry forward orthodontic activity (UOA)	0
Baseline contract value	£363,809.94

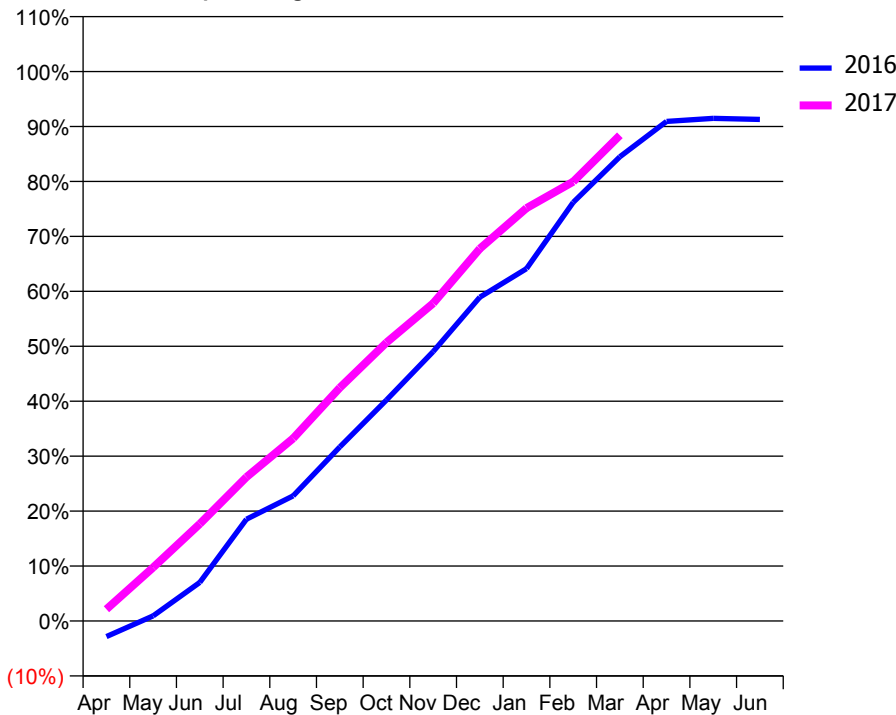
ACCESS*

Patients seen in 24 months	Total	Change since previous quarter
Quarter ending March 2016	3,185	
Quarter ending June 2016	3,173	→
Quarter ending September 2016	3,169	→
Quarter ending December 2016	3,176	→
Quarter ending March 2017	3,253	↑
Variance since March 2016	2.1%	↑



ACTIVITY

Cumulative percentage of contracted UDA delivered 2016 & 2017



Month	Adjusted Scheduled Activity (UDA)	
	2016	2017
April	-249	187
May	81	849
June	612	1,540
July	1,613	2,282
August	1,983	2,895
September	2,759	3,698
October	3,502	4,414
November	4,271	5,035
December	5,133	5,903
January	5,585	6,545
February	6,635	6,962
March	7,359	7,698
April	7,919	
May	7,967	
June	7,951	

QUALITY

	Quantity	Base Number	Contract	AT	Region	England
% of FP17s for the same patient ID Re-attending within 3 months - Children	184	1,333	13.8%	13.0%	13.3%	12.3%
% of FP17s for the same patient ID Re-attending within 3 months - Adults	736	3,190	23.1%	16.3%	17.3%	16.7%
% of FP17s for the same patient ID Re-attending between 3 & 9 months - Children	598	1,333	44.9%	54.5%	58.9%	57.6%
% of FP17s for the same patient ID Re-attending between 3 & 9 months - Adults	1,286	3,190	40.3%	50.2%	52.2%	50.1%
% of FP17s for Band 1 Urgent Courses	684	3,707	18.5%	8.8%	9.2%	9.1%
% of FP17s Relating to Free Repair or Replacements	95	3,707	2.6%	1.3%	1.0%	0.8%
% of FP17s Relating to Continuations	55	3,707	1.5%	1.7%	1.4%	1.2%
% of Patients satisfied with the dentistry they have received	13	14	92.9%	92.0%	93.1%	92.8%
% of Patients satisfied with the time they had to wait for an appointment	11	14	78.6%	88.8%	89.5%	88.7%

* This is based on patients treated on this contract for their most recent course of treatment. Figures in italics indicate the base number of FP17s or Patient Questionnaire responses are less than 100. N/A is shown where the base number of responses is less than 10 during the period. % is calculated as Quantity/Base number*100

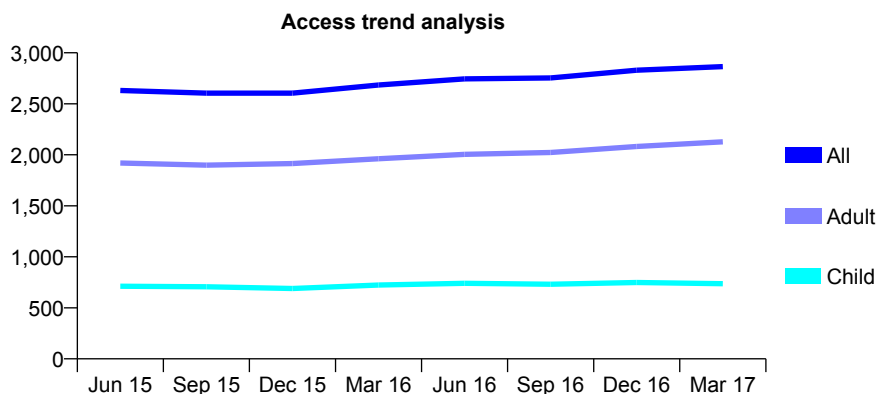
Q45 - Vital Signs At a Glance Contract Report for 833037/0012 - March 2017

Name or company name	MR MA HYDER
Contract type name	GDS Contract
Purpose of contract	General
Contract start date	01/08/2010
Contract end date	

16/17 Contracted general activity (UDA)	7,758
Carry forward general activity (UDA)	0
16/17 Contracted orthodontic activity (UOA)	0
Carry forward orthodontic activity (UOA)	0
Baseline contract value	£274,277.93

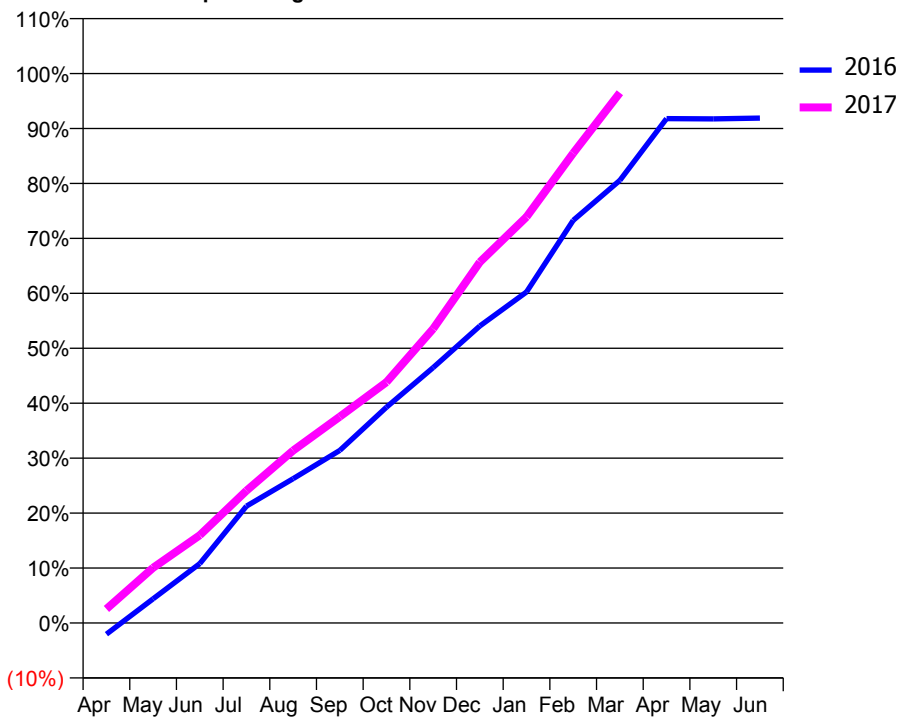
ACCESS*

Patients seen in 24 months	Total	Change since previous quarter
Quarter ending March 2016	2,684	
Quarter ending June 2016	2,744	↑
Quarter ending September 2016	2,754	→
Quarter ending December 2016	2,830	↑
Quarter ending March 2017	2,865	→
Variance since March 2016	6.7%	↑



ACTIVITY

Cumulative percentage of contracted UDA delivered 2016 & 2017



Adjusted Scheduled Activity (UDA)

Month	2016	2017
April	-159	199
May	342	781
June	839	1,239
July	1,650	1,868
August	2,037	2,436
September	2,437	2,913
October	3,048	3,401
November	3,606	4,154
December	4,194	5,096
January	4,673	5,734
February	5,684	6,634
March	6,249	7,485
April	7,120	
May	7,116	
June	7,129	

QUALITY

	Quantity	Base Number	Contract	AT	Region	England
% of FP17s for the same patient ID Re-attending within 3 months - Children	94	1,009	9.3%	13.0%	13.3%	12.3%
% of FP17s for the same patient ID Re-attending within 3 months - Adults	445	2,594	17.2%	16.3%	17.3%	16.7%
% of FP17s for the same patient ID Re-attending between 3 & 9 months - Children	428	1,009	42.4%	54.5%	58.9%	57.6%
% of FP17s for the same patient ID Re-attending between 3 & 9 months - Adults	808	2,594	31.1%	50.2%	52.2%	50.1%
% of FP17s for Band 1 Urgent Courses	552	3,302	16.7%	8.8%	9.2%	9.1%
% of FP17s Relating to Free Repair or Replacements	31	3,302	0.9%	1.3%	1.0%	0.8%
% of FP17s Relating to Continuations	24	3,302	0.7%	1.7%	1.4%	1.2%
% of Patients satisfied with the dentistry they have received	11	11	100.0%	92.0%	93.1%	92.8%
% of Patients satisfied with the time they had to wait for an appointment	11	11	100.0%	88.8%	89.5%	88.7%

* This is based on patients treated on this contract for their most recent course of treatment. Figures in italics indicate the base number of FP17s or Patient Questionnaire responses are less than 100. N/A is shown where the base number of responses is less than 10 during the period. % is calculated as Quantity/Base number*100

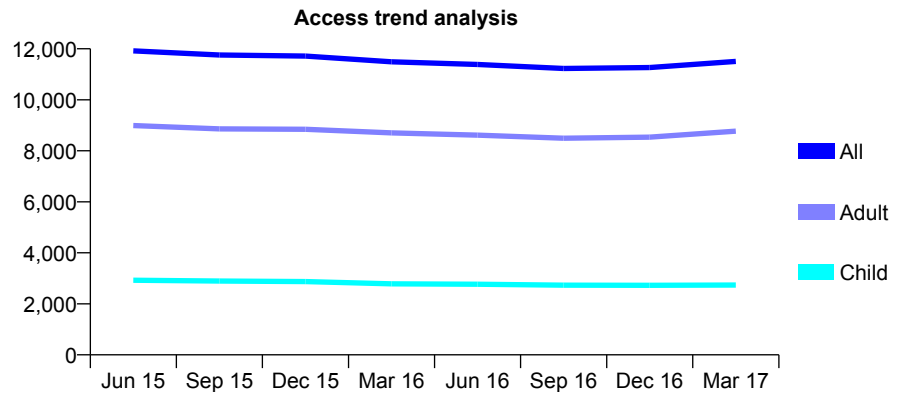
Q45 - Vital Signs At a Glance Contract Report for 833037/0013 - March 2017

Name or company name	MR MA HYDER
Contract type name	GDS Contract
Purpose of contract	General
Contract start date	01/08/2010
Contract end date	

16/17 Contracted general activity (UDA)	33,814
Carry forward general activity (UDA)	0
16/17 Contracted orthodontic activity (UOA)	0
Carry forward orthodontic activity (UOA)	0
Baseline contract value	£1,133,341.47

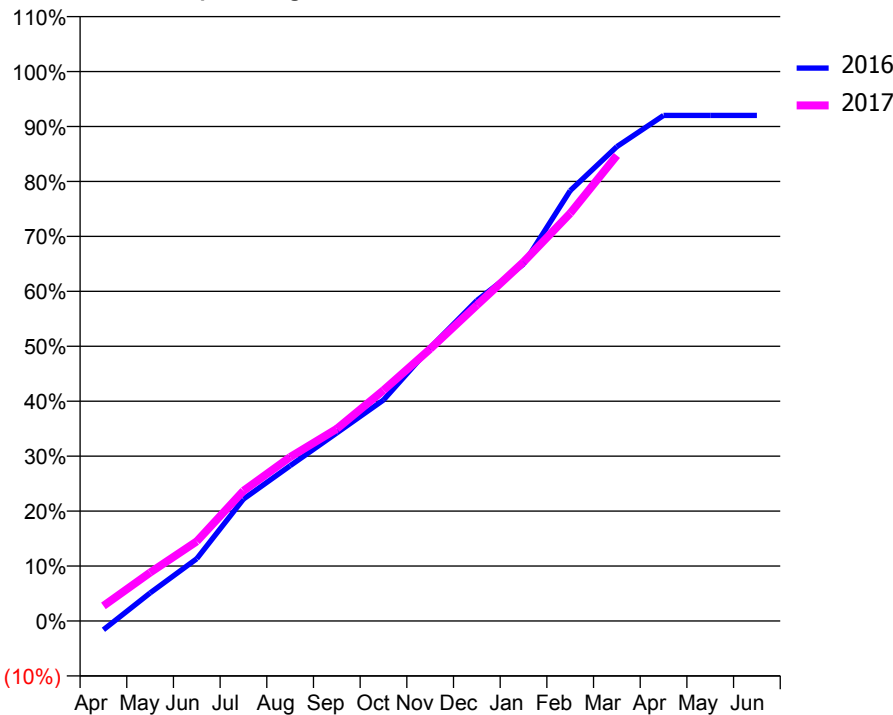
ACCESS*

Patients seen in 24 months	Total	Change since previous quarter
Quarter ending March 2016	11,488	
Quarter ending June 2016	11,384	→
Quarter ending September 2016	11,228	↓
Quarter ending December 2016	11,267	→
Quarter ending March 2017	11,508	↑
Variance since March 2016	0.2%	→



ACTIVITY

Cumulative percentage of contracted UDA delivered 2016 & 2017



Month	Adjusted Scheduled Activity (UDA)	
	2016	2017
April	-549	933
May	1,727	2,982
June	3,834	4,901
July	7,505	8,010
August	9,553	10,089
September	11,571	11,827
October	13,598	14,201
November	16,818	16,747
December	19,720	19,434
January	21,966	22,092
February	26,480	25,092
March	29,189	28,649
April	31,108	
May	31,113	
June	31,113	

QUALITY

	Quantity	Base Number	Contract	AT	Region	England
% of FP17s for the same patient ID Re-attending within 3 months - Children	393	3,814	10.3%	13.0%	13.3%	12.3%
% of FP17s for the same patient ID Re-attending within 3 months - Adults	2,275	11,211	20.3%	16.3%	17.3%	16.7%
% of FP17s for the same patient ID Re-attending between 3 & 9 months - Children	1,650	3,814	43.3%	54.5%	58.9%	57.6%
% of FP17s for the same patient ID Re-attending between 3 & 9 months - Adults	3,825	11,211	34.1%	50.2%	52.2%	50.1%
% of FP17s for Band 1 Urgent Courses	2,428	13,040	18.6%	8.8%	9.2%	9.1%
% of FP17s Relating to Free Repair or Replacements	163	13,040	1.3%	1.3%	1.0%	0.8%
% of FP17s Relating to Continuations	107	13,040	0.8%	1.7%	1.4%	1.2%
% of Patients satisfied with the dentistry they have received	29	31	93.5%	92.0%	93.1%	92.8%
% of Patients satisfied with the time they had to wait for an appointment	25	31	80.6%	88.8%	89.5%	88.7%

* This is based on patients treated on this contract for their most recent course of treatment. Figures in italics indicate the base number of FP17s or Patient Questionnaire responses are less than 100. N/A is shown where the base number of responses is less than 10 during the period. % is calculated as Quantity/Base number*100

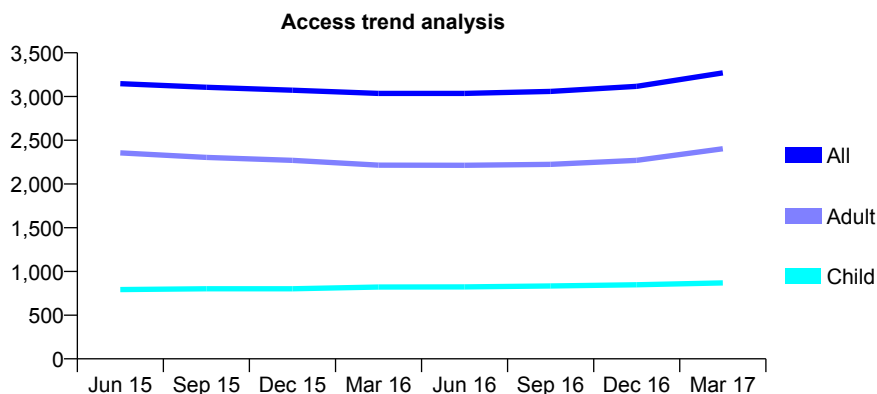
Q45 - Vital Signs At a Glance Contract Report for 833037/0014 - March 2017

Name or company name	MR MA HYDER
Contract type name	PDS Plus Contract
Purpose of contract	General
Contract start date	01/09/2010
Contract end date	31/08/2017

16/17 Contracted general activity (UDA)	7,089
Carry forward general activity (UDA)	0
16/17 Contracted orthodontic activity (UOA)	0
Carry forward orthodontic activity (UOA)	0
Baseline contract value	£117,358.70

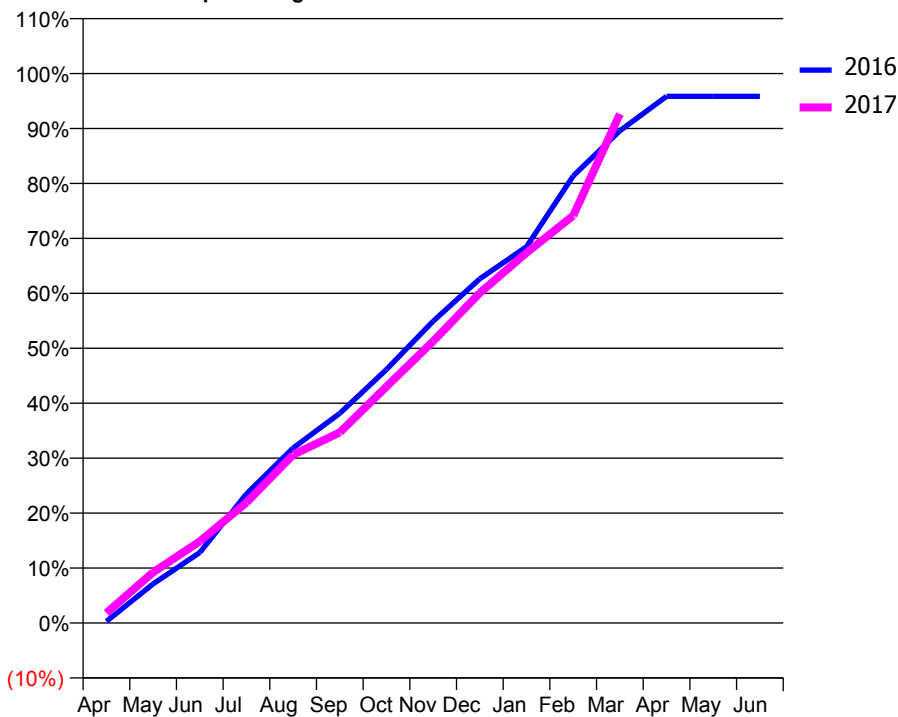
ACCESS*

Patients seen in 24 months	Total	Change since previous quarter
Quarter ending March 2016	3,036	
Quarter ending June 2016	3,036	→
Quarter ending September 2016	3,059	→
Quarter ending December 2016	3,117	→
Quarter ending March 2017	3,271	↑
Variance since March 2016	7.7%	↑



ACTIVITY

Cumulative percentage of contracted UDA delivered 2016 & 2017



Adjusted Scheduled Activity (UDA)

Month	2016	2017
April	21	129
May	505	655
June	909	1,054
July	1,666	1,555
August	2,259	2,170
September	2,706	2,459
October	3,272	3,050
November	3,894	3,635
December	4,441	4,259
January	4,854	4,776
February	5,768	5,255
March	6,350	6,566
April	6,794	
May	6,793	
June	6,794	

QUALITY

	Quantity	Base Number	Contract	AT	Region	England
% of FP17s for the same patient ID Re-attending within 3 months - Children	56	1,072	5.2%	13.0%	13.3%	12.3%
% of FP17s for the same patient ID Re-attending within 3 months - Adults	424	2,878	14.7%	16.3%	17.3%	16.7%
% of FP17s for the same patient ID Re-attending between 3 & 9 months - Children	445	1,072	41.5%	54.5%	58.9%	57.6%
% of FP17s for the same patient ID Re-attending between 3 & 9 months - Adults	993	2,878	34.5%	50.2%	52.2%	50.1%
% of FP17s for Band 1 Urgent Courses	627	3,750	16.7%	8.8%	9.2%	9.1%
% of FP17s Relating to Free Repair or Replacements	52	3,750	1.4%	1.3%	1.0%	0.8%
% of FP17s Relating to Continuations	30	3,750	0.8%	1.7%	1.4%	1.2%
% of Patients satisfied with the dentistry they have received	6	6	N/A	92.0%	93.1%	92.8%
% of Patients satisfied with the time they had to wait for an appointment	6	6	N/A	88.8%	89.5%	88.7%

* This is based on patients treated on this contract for their most recent course of treatment. Figures in italics indicate the base number of FP17s or Patient Questionnaire responses are less than 100. N/A is shown where the base number of responses is less than 10 during the period. % is calculated as Quantity/Base number*100

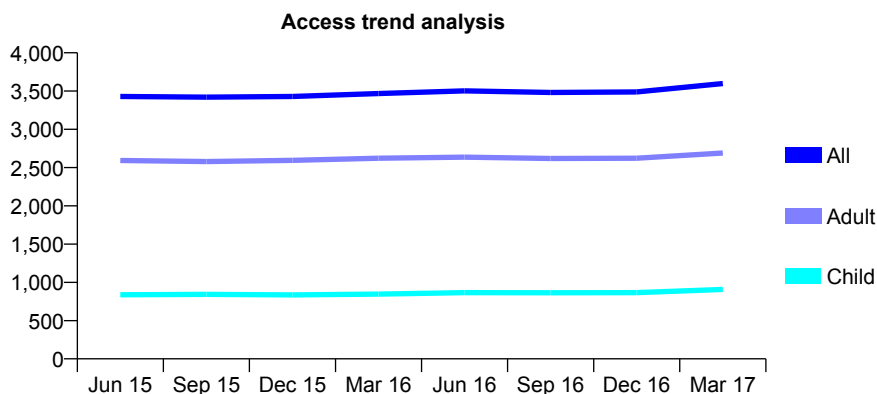
Q45 - Vital Signs At a Glance Contract Report for 833037/0015 - March 2017

Name or company name	MR MA HYDER
Contract type name	PDS Plus Contract
Purpose of contract	General
Contract start date	01/09/2010
Contract end date	31/08/2017

16/17 Contracted general activity (UDA)	9,027
Carry forward general activity (UDA)	0
16/17 Contracted orthodontic activity (UOA)	0
Carry forward orthodontic activity (UOA)	0
Baseline contract value	£149,414.83

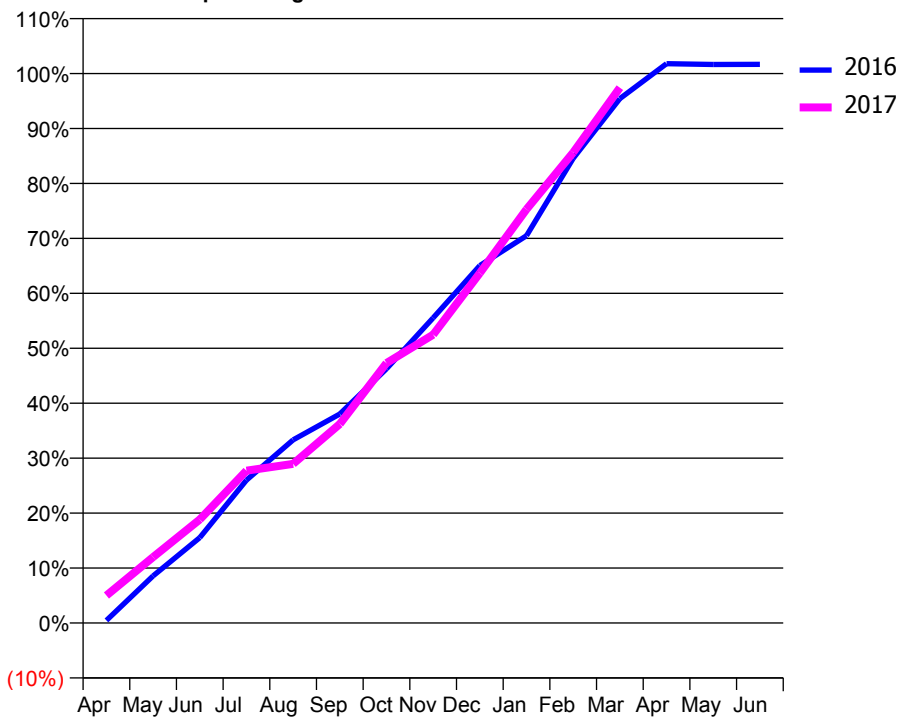
ACCESS*

Patients seen in 24 months	Total	Change since previous quarter
Quarter ending March 2016	3,468	
Quarter ending June 2016	3,502	→
Quarter ending September 2016	3,482	→
Quarter ending December 2016	3,489	→
Quarter ending March 2017	3,599	↑
Variance since March 2016	3.8%	↑



ACTIVITY

Cumulative percentage of contracted UDA delivered 2016 & 2017



Month	Adjusted Scheduled Activity (UDA)	
	2016	2017
April	43	452
May	775	1,082
June	1,403	1,701
July	2,347	2,504
August	3,009	2,615
September	3,434	3,270
October	4,176	4,270
November	5,013	4,738
December	5,871	5,748
January	6,362	6,795
February	7,632	7,730
March	8,615	8,794
April	9,188	
May	9,175	
June	9,177	

QUALITY

	Quantity	Base Number	Contract	AT	Region	England
% of FP17s for the same patient ID Re-attending within 3 months - Children	58	1,124	5.2%	13.0%	13.3%	12.3%
% of FP17s for the same patient ID Re-attending within 3 months - Adults	434	3,419	12.7%	16.3%	17.3%	16.7%
% of FP17s for the same patient ID Re-attending between 3 & 9 months - Children	481	1,124	42.8%	54.5%	58.9%	57.6%
% of FP17s for the same patient ID Re-attending between 3 & 9 months - Adults	1,557	3,419	45.5%	50.2%	52.2%	50.1%
% of FP17s for Band 1 Urgent Courses	483	4,393	11.0%	8.8%	9.2%	9.1%
% of FP17s Relating to Free Repair or Replacements	28	4,393	0.6%	1.3%	1.0%	0.8%
% of FP17s Relating to Continuations	13	4,393	0.3%	1.7%	1.4%	1.2%
% of Patients satisfied with the dentistry they have received	10	10	100.0%	92.0%	93.1%	92.8%
% of Patients satisfied with the time they had to wait for an appointment	9	10	90.0%	88.8%	89.5%	88.7%

* This is based on patients treated on this contract for their most recent course of treatment. Figures in italics indicate the base number of FP17s or Patient Questionnaire responses are less than 100. N/A is shown where the base number of responses is less than 10 during the period. % is calculated as Quantity/Base number*100

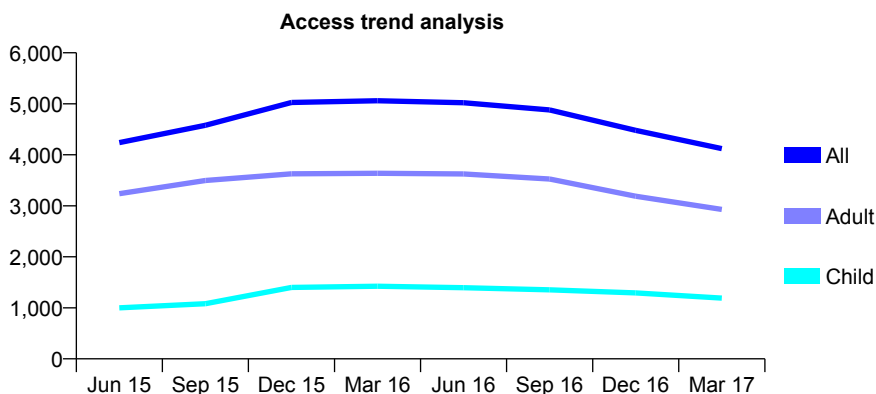
Q45 - Vital Signs At a Glance Contract Report for 833037/0016 - March 2017

Name or company name	MR MA HYDER
Contract type name	GDS Contract
Purpose of contract	General
Contract start date	12/10/2013
Contract end date	

16/17 Contracted general activity (UDA)	9,000
Carry forward general activity (UDA)	0
16/17 Contracted orthodontic activity (UOA)	0
Carry forward orthodontic activity (UOA)	0
Baseline contract value	£212,714.64

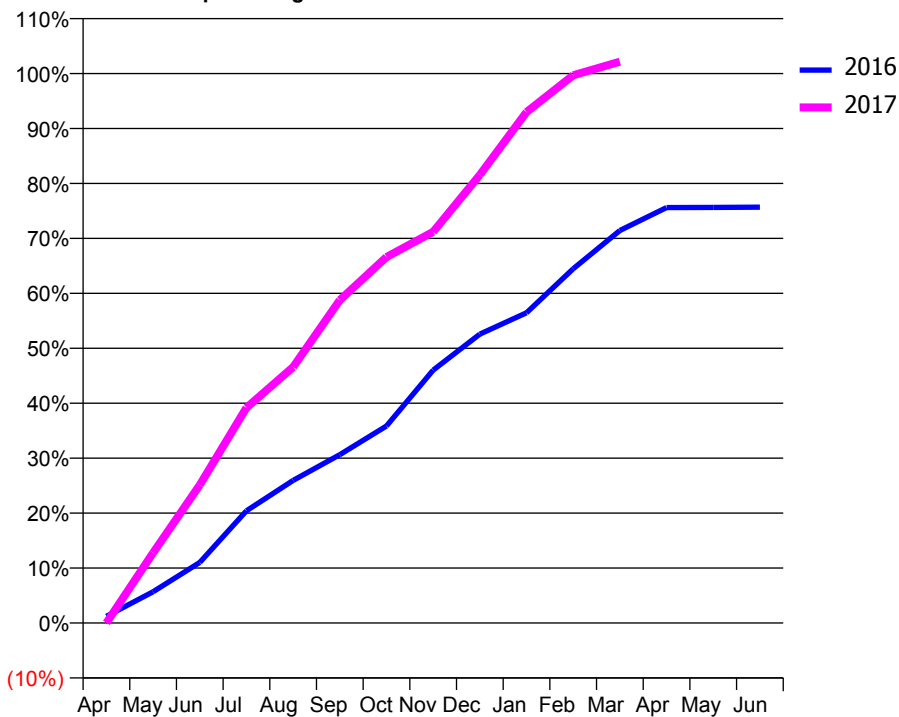
ACCESS*

Patients seen in 24 months	Total	Change since previous quarter
Quarter ending March 2016	5,061	
Quarter ending June 2016	5,020	→
Quarter ending September 2016	4,880	↓
Quarter ending December 2016	4,481	↓
Quarter ending March 2017	4,122	↓
Variance since March 2016	(18.6%)	↓



ACTIVITY

Cumulative percentage of contracted UDA delivered 2016 & 2017



Month	Adjusted Scheduled Activity (UDA)	
	2016	2017
April	230	3
May	1,079	1,149
June	2,086	2,262
July	3,866	3,526
August	4,909	4,192
September	5,798	5,288
October	6,783	5,994
November	8,708	6,407
December	9,947	7,339
January	10,682	8,369
February	12,199	8,971
March	13,515	9,193
April	14,308	
May	14,310	
June	14,321	

QUALITY

	Quantity	Base Number	Contract	AT	Region	England
% of FP17s for the same patient ID Re-attending within 3 months - Children	84	1,022	8.2%	13.0%	13.3%	12.3%
% of FP17s for the same patient ID Re-attending within 3 months - Adults	472	2,709	17.4%	16.3%	17.3%	16.7%
% of FP17s for the same patient ID Re-attending between 3 & 9 months - Children	567	1,022	55.5%	54.5%	58.9%	57.6%
% of FP17s for the same patient ID Re-attending between 3 & 9 months - Adults	1,039	2,709	38.4%	50.2%	52.2%	50.1%
% of FP17s for Band 1 Urgent Courses	496	3,460	14.3%	8.8%	9.2%	9.1%
% of FP17s Relating to Free Repair or Replacements	48	3,460	1.4%	1.3%	1.0%	0.8%
% of FP17s Relating to Continuations	23	3,460	0.7%	1.7%	1.4%	1.2%
% of Patients satisfied with the dentistry they have received	11	11	100.0%	92.0%	93.1%	92.8%
% of Patients satisfied with the time they had to wait for an appointment	11	11	100.0%	88.8%	89.5%	88.7%

* This is based on patients treated on this contract for their most recent course of treatment. Figures in italics indicate the base number of FP17s or Patient Questionnaire responses are less than 100. N/A is shown where the base number of responses is less than 10 during the period. % is calculated as Quantity/Base number*100

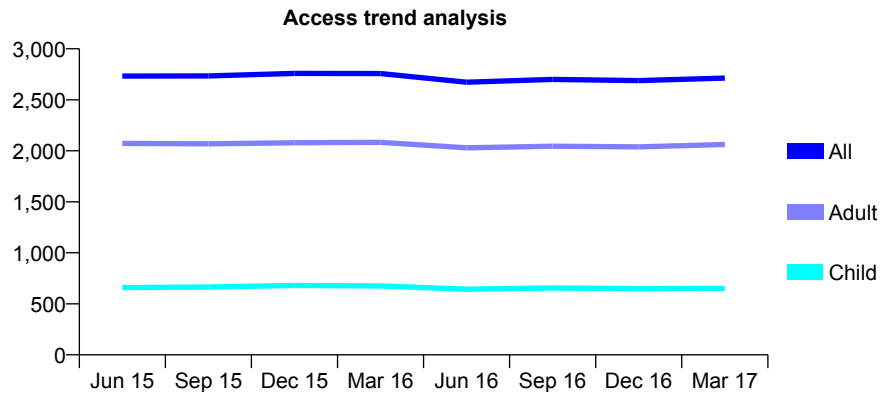
Q45 - Vital Signs At a Glance Contract Report for 835951/0001 - March 2017

Name or company name	MR S KUVELKER
Contract type name	GDS Contract
Purpose of contract	General
Contract start date	01/04/2006
Contract end date	

16/17 Contracted general activity (UDA)	13,150
Carry forward general activity (UDA)	0
16/17 Contracted orthodontic activity (UOA)	0
Carry forward orthodontic activity (UOA)	0
Baseline contract value	£408,681.10

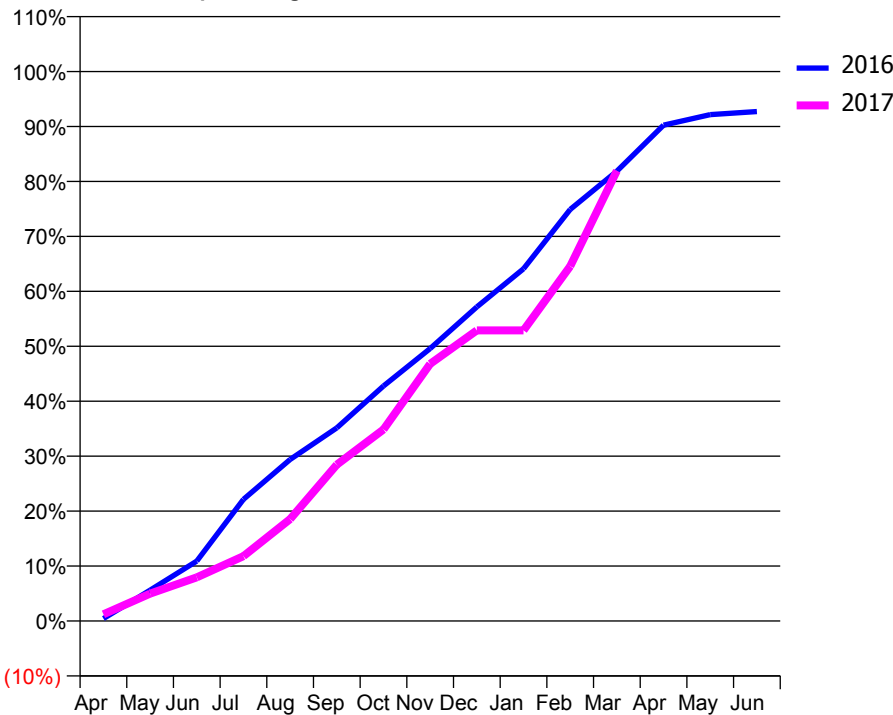
ACCESS*

Patients seen in 24 months	Total	Change since previous quarter
Quarter ending March 2016	2,758	
Quarter ending June 2016	2,673	↓
Quarter ending September 2016	2,700	→
Quarter ending December 2016	2,688	→
Quarter ending March 2017	2,713	→
Variance since March 2016	(1.6%)	↓



ACTIVITY

Cumulative percentage of contracted UDA delivered 2016 & 2017



Month	Adjusted Scheduled Activity (UDA)	
	2016	2017
April	59	162
May	740	656
June	1,434	1,045
July	2,911	1,551
August	3,867	2,439
September	4,622	3,743
October	5,624	4,586
November	6,522	6,155
December	7,515	6,955
January	8,429	6,955
February	9,849	8,491
March	10,766	10,774
April	11,866	
May	12,117	
June	12,190	

QUALITY

	Quantity	Base Number	Contract	AT	Region	England
% of FP17s for the same patient ID Re-attending within 3 months - Children	59	921	6.4%	13.0%	13.3%	12.3%
% of FP17s for the same patient ID Re-attending within 3 months - Adults	342	2,599	13.2%	16.3%	17.3%	16.7%
% of FP17s for the same patient ID Re-attending between 3 & 9 months - Children	559	921	60.7%	54.5%	58.9%	57.6%
% of FP17s for the same patient ID Re-attending between 3 & 9 months - Adults	1,398	2,599	53.8%	50.2%	52.2%	50.1%
% of FP17s for Band 1 Urgent Courses	73	3,168	2.3%	8.8%	9.2%	9.1%
% of FP17s Relating to Free Repair or Replacements	65	3,168	2.1%	1.3%	1.0%	0.8%
% of FP17s Relating to Continuations	41	3,168	1.3%	1.7%	1.4%	1.2%
% of Patients satisfied with the dentistry they have received	10	12	83.3%	92.0%	93.1%	92.8%
% of Patients satisfied with the time they had to wait for an appointment	10	12	83.3%	88.8%	89.5%	88.7%

* This is based on patients treated on this contract for their most recent course of treatment. Figures in italics indicate the base number of FP17s or Patient Questionnaire responses are less than 100. N/A is shown where the base number of responses is less than 10 during the period. % is calculated as Quantity/Base number*100

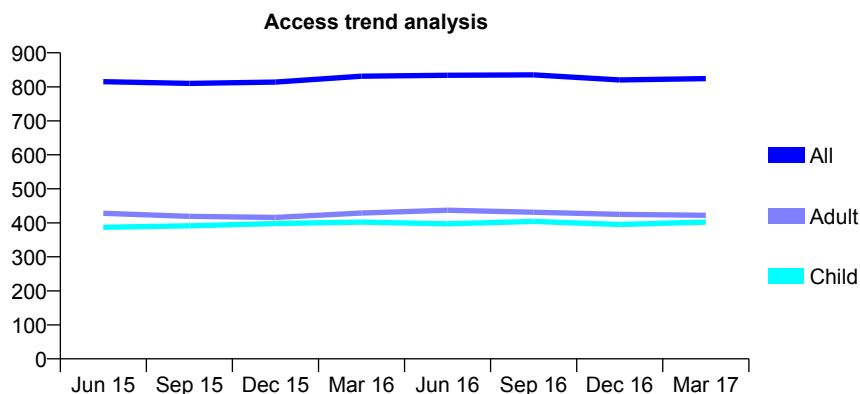
Q45 - Vital Signs At a Glance Contract Report for 860654/0001 - March 2017

Name or company name	MR CJ SHERWIN
Contract type name	GDS Contract
Purpose of contract	General
Contract start date	01/01/2012
Contract end date	

16/17 Contracted general activity (UDA)	2,500
Carry forward general activity (UDA)	88
16/17 Contracted orthodontic activity (UOA)	0
Carry forward orthodontic activity (UOA)	0
Baseline contract value	£55,431.77

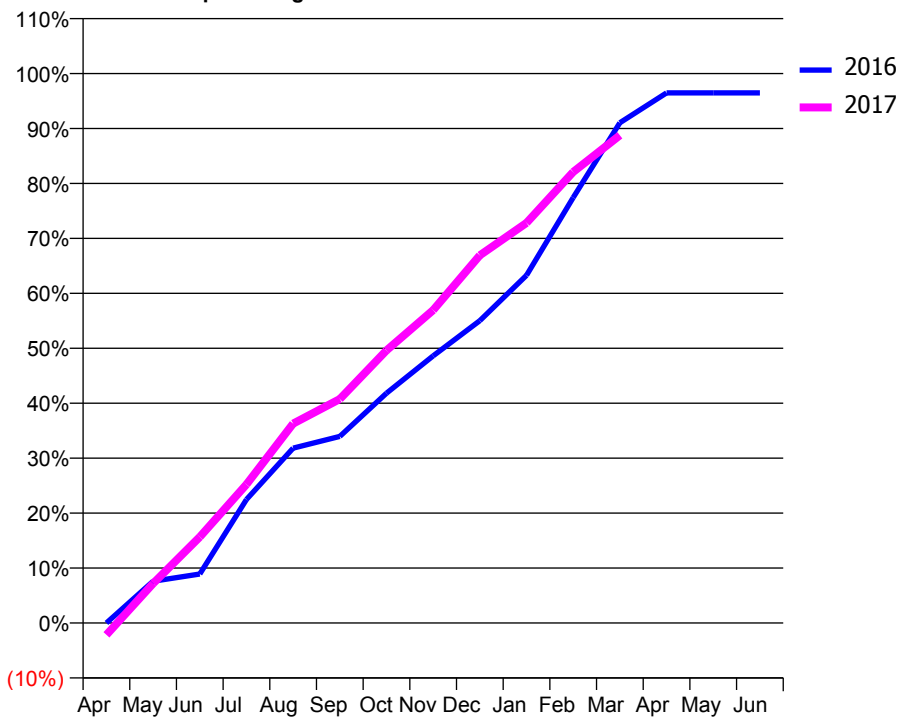
ACCESS*

Patients seen in 24 months	Total	Change since previous quarter
Quarter ending March 2016	831	
Quarter ending June 2016	834	→
Quarter ending September 2016	835	→
Quarter ending December 2016	820	↓
Quarter ending March 2017	824	→
Variance since March 2016	(0.8%)	→



ACTIVITY

Cumulative percentage of contracted UDA delivered 2016 & 2017



Month	Adjusted Scheduled Activity (UDA)	
	2016	2017
April	0	-54
May	190	180
June	223	392
July	562	631
August	795	907
September	849	1,019
October	1,045	1,240
November	1,215	1,424
December	1,376	1,673
January	1,582	1,820
February	1,936	2,052
March	2,276	2,219
April	2,412	
May	2,412	
June	2,412	

QUALITY

	Quantity	Base Number	Contract	AT	Region	England
% of FP17s for the same patient ID Re-attending within 3 months - Children	117	870	13.4%	13.0%	13.3%	12.3%
% of FP17s for the same patient ID Re-attending within 3 months - Adults	91	665	13.7%	16.3%	17.3%	16.7%
% of FP17s for the same patient ID Re-attending between 3 & 9 months - Children	610	870	70.1%	54.5%	58.9%	57.6%
% of FP17s for the same patient ID Re-attending between 3 & 9 months - Adults	442	665	66.5%	50.2%	52.2%	50.1%
% of FP17s for Band 1 Urgent Courses	50	1,462	3.4%	8.8%	9.2%	9.1%
% of FP17s Relating to Free Repair or Replacements	1	1,462	0.1%	1.3%	1.0%	0.8%
% of FP17s Relating to Continuations	20	1,462	1.4%	1.7%	1.4%	1.2%
% of Patients satisfied with the dentistry they have received	4	4	N/A	92.0%	93.1%	92.8%
% of Patients satisfied with the time they had to wait for an appointment	4	4	N/A	88.8%	89.5%	88.7%

* This is based on patients treated on this contract for their most recent course of treatment. Figures in italics indicate the base number of FP17s or Patient Questionnaire responses are less than 100. N/A is shown where the base number of responses is less than 10 during the period. % is calculated as Quantity/Base number*100

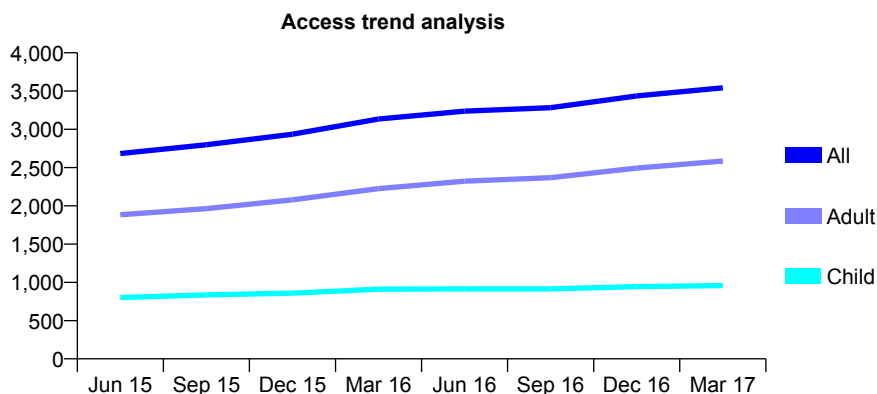
Q45 - Vital Signs At a Glance Contract Report for 866334/0001 - March 2017

Name or company name	MR CT BURTON
Contract type name	GDS Contract
Purpose of contract	General
Contract start date	01/06/2008
Contract end date	

16/17 Contracted general activity (UDA)	10,000
Carry forward general activity (UDA)	0
16/17 Contracted orthodontic activity (UOA)	0
Carry forward orthodontic activity (UOA)	0
Baseline contract value	£234,795.17

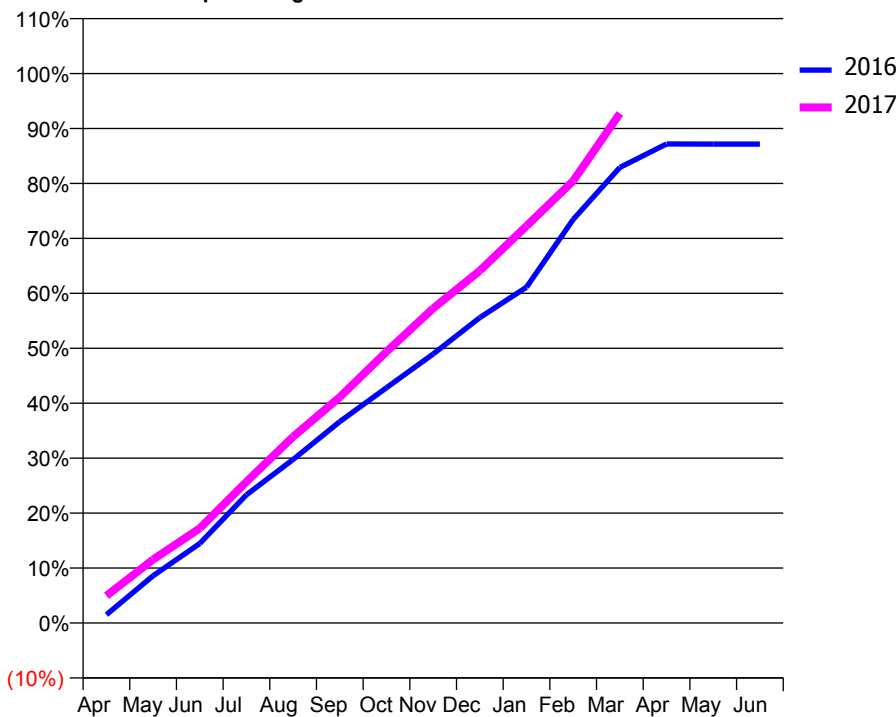
ACCESS*

Patients seen in 24 months	Total	Change since previous quarter
Quarter ending March 2016	3,135	
Quarter ending June 2016	3,238	↑
Quarter ending September 2016	3,282	→
Quarter ending December 2016	3,436	↑
Quarter ending March 2017	3,542	↑
Variance since March 2016	13.0%	↑



ACTIVITY

Cumulative percentage of contracted UDA delivered 2016 & 2017



Month	Adjusted Scheduled Activity (UDA)	
	2016	2017
April	152	497
May	861	1,156
June	1,448	1,724
July	2,334	2,572
August	2,977	3,392
September	3,666	4,111
October	4,283	4,937
November	4,895	5,726
December	5,557	6,413
January	6,111	7,226
February	7,343	8,046
March	8,291	9,274
April	8,718	
May	8,716	
June	8,715	

QUALITY

	Quantity	Base Number	Contract	AT	Region	England
% of FP17s for the same patient ID Re-attending within 3 months - Children	132	1,551	8.5%	13.0%	13.3%	12.3%
% of FP17s for the same patient ID Re-attending within 3 months - Adults	528	3,915	13.5%	16.3%	17.3%	16.7%
% of FP17s for the same patient ID Re-attending between 3 & 9 months - Children	950	1,551	61.3%	54.5%	58.9%	57.6%
% of FP17s for the same patient ID Re-attending between 3 & 9 months - Adults	2,119	3,915	54.1%	50.2%	52.2%	50.1%
% of FP17s for Band 1 Urgent Courses	210	5,237	4.0%	8.8%	9.2%	9.1%
% of FP17s Relating to Free Repair or Replacements	25	5,237	0.5%	1.3%	1.0%	0.8%
% of FP17s Relating to Continuations	102	5,237	1.9%	1.7%	1.4%	1.2%
% of Patients satisfied with the dentistry they have received	17	18	94.4%	92.0%	93.1%	92.8%
% of Patients satisfied with the time they had to wait for an appointment	17	18	94.4%	88.8%	89.5%	88.7%

* This is based on patients treated on this contract for their most recent course of treatment. Figures in italics indicate the base number of FP17s or Patient Questionnaire responses are less than 100. N/A is shown where the base number of responses is less than 10 during the period. % is calculated as Quantity/Base number*100

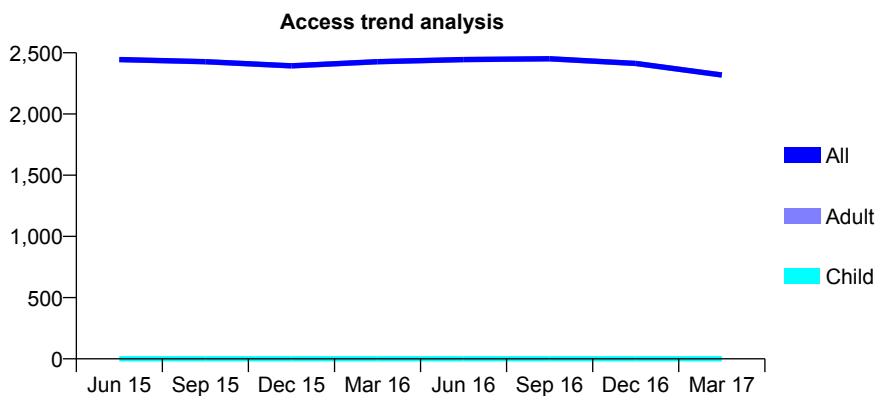
Q45 - Vital Signs At a Glance Contract Report for 881864/0002 - March 2017

Name or company name	MR DA POWER
Contract type name	PDS Contract
Purpose of contract	General
Contract start date	31/10/2010
Contract end date	31/03/2017

16/17 Contracted general activity (UDA)	7,467
Carry forward general activity (UDA)	0
16/17 Contracted orthodontic activity (UOA)	0
Carry forward orthodontic activity (UOA)	0
Baseline contract value	£263,580.22

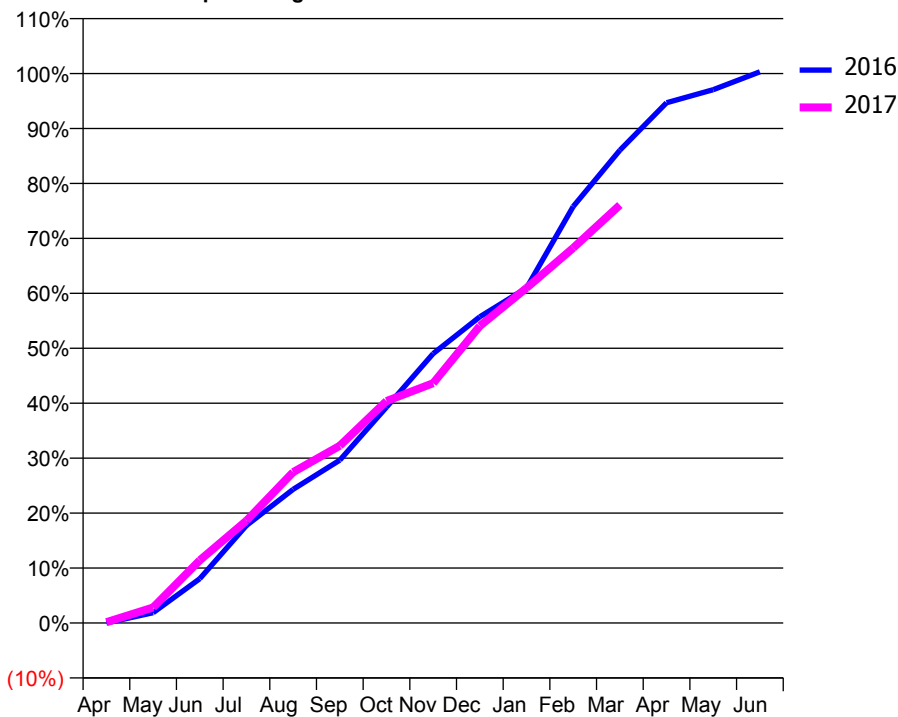
ACCESS*

Patients seen in 24 months	Total	Change since previous quarter
Quarter ending March 2016	2,428	
Quarter ending June 2016	2,445	→
Quarter ending September 2016	2,451	→
Quarter ending December 2016	2,413	↓
Quarter ending March 2017	2,319	↓
Variance since March 2016	(4.5%)	↓



ACTIVITY

Cumulative percentage of contracted UDA delivered 2016 & 2017



Month	Adjusted Scheduled Activity (UDA)	
	2016	2017
April	0	12
May	140	212
June	602	852
July	1,325	1,390
August	1,817	2,050
September	2,213	2,409
October	2,932	3,017
November	3,661	3,258
December	4,162	4,037
January	4,553	4,552
February	5,659	5,097
March	6,424	5,680
April	7,070	
May	7,247	
June	7,490	

QUALITY

	Quantity	Base Number	Contract	AT	Region	England
% of FP17s for the same patient ID Re-attending within 3 months - Children	0	0	N/A	13.0%	13.3%	12.3%
% of FP17s for the same patient ID Re-attending within 3 months - Adults	96	1,654	5.8%	16.3%	17.3%	16.7%
% of FP17s for the same patient ID Re-attending between 3 & 9 months - Children	0	0	N/A	54.5%	58.9%	57.6%
% of FP17s for the same patient ID Re-attending between 3 & 9 months - Adults	387	1,654	23.4%	50.2%	52.2%	50.1%
% of FP17s for Band 1 Urgent Courses	0	1,435	0.0%	8.8%	9.2%	9.1%
% of FP17s Relating to Free Repair or Replacements	0	1,435	0.0%	1.3%	1.0%	0.8%
% of FP17s Relating to Continuations	15	1,435	1.0%	1.7%	1.4%	1.2%
% of Patients satisfied with the dentistry they have received	3	5	N/A	92.0%	93.1%	92.8%
% of Patients satisfied with the time they had to wait for an appointment	5	5	N/A	88.8%	89.5%	88.7%

* This is based on patients treated on this contract for their most recent course of treatment. Figures in italics indicate the base number of FP17s or Patient Questionnaire responses are less than 100. N/A is shown where the base number of responses is less than 10 during the period. % is calculated as Quantity/Base number*100

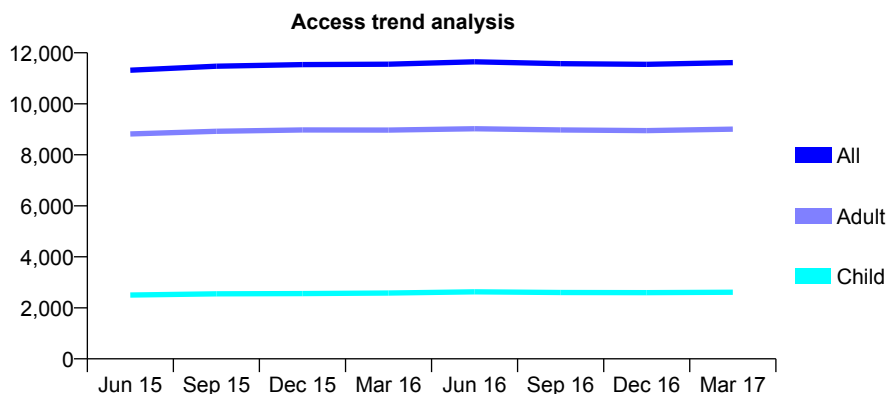
Q45 - Vital Signs At a Glance Contract Report for 905844/0001 - March 2017

Name or company name	Mr SD Brown, Ms F Brown and Mr M Ellis
Contract type name	GDS Contract
Purpose of contract	General
Contract start date	01/04/2006
Contract end date	

16/17 Contracted general activity (UDA)	31,000
Carry forward general activity (UDA)	0
16/17 Contracted orthodontic activity (UOA)	0
Carry forward orthodontic activity (UOA)	0
Baseline contract value	£795,260.90

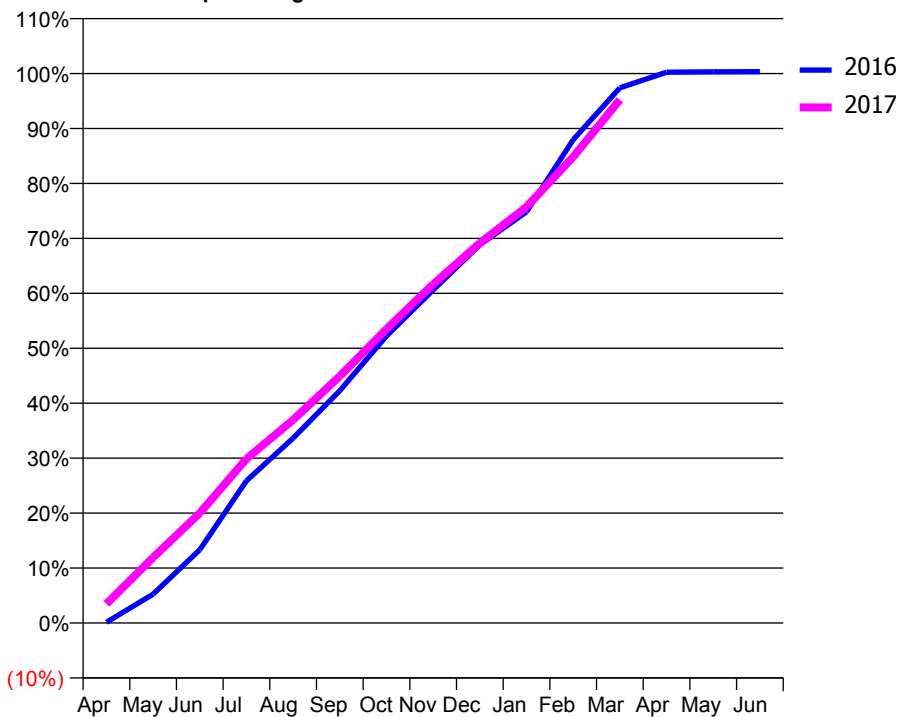
ACCESS*

Patients seen in 24 months	Total	Change since previous quarter
Quarter ending March 2016	11,554	
Quarter ending June 2016	11,649	→
Quarter ending September 2016	11,574	→
Quarter ending December 2016	11,546	→
Quarter ending March 2017	11,618	→
Variance since March 2016	0.6%	→



ACTIVITY

Cumulative percentage of contracted UDA delivered 2016 & 2017



Month	Adjusted Scheduled Activity (UDA)	
	2016	2017
April	37	1,080
May	1,582	3,698
June	4,017	6,205
July	7,805	9,263
August	10,142	11,461
September	12,752	13,929
October	15,751	16,582
November	18,271	19,111
December	20,754	21,437
January	22,562	23,478
February	26,519	26,292
March	29,362	29,525
April	30,220	
May	30,244	
June	30,247	

QUALITY

	Quantity	Base Number	Contract	AT	Region	England
% of FP17s for the same patient ID Re-attending within 3 months - Children	207	3,429	6.0%	13.0%	13.3%	12.3%
% of FP17s for the same patient ID Re-attending within 3 months - Adults	1,354	11,284	12.0%	16.3%	17.3%	16.7%
% of FP17s for the same patient ID Re-attending between 3 & 9 months - Children	1,698	3,429	49.5%	54.5%	58.9%	57.6%
% of FP17s for the same patient ID Re-attending between 3 & 9 months - Adults	5,247	11,284	46.5%	50.2%	52.2%	50.1%
% of FP17s for Band 1 Urgent Courses	831	13,673	6.1%	8.8%	9.2%	9.1%
% of FP17s Relating to Free Repair or Replacements	204	13,673	1.5%	1.3%	1.0%	0.8%
% of FP17s Relating to Continuations	217	13,673	1.6%	1.7%	1.4%	1.2%
% of Patients satisfied with the dentistry they have received	27	28	96.4%	92.0%	93.1%	92.8%
% of Patients satisfied with the time they had to wait for an appointment	26	28	92.9%	88.8%	89.5%	88.7%

* This is based on patients treated on this contract for their most recent course of treatment. Figures in italics indicate the base number of FP17s or Patient Questionnaire responses are less than 100. N/A is shown where the base number of responses is less than 10 during the period. % is calculated as Quantity/Base number*100

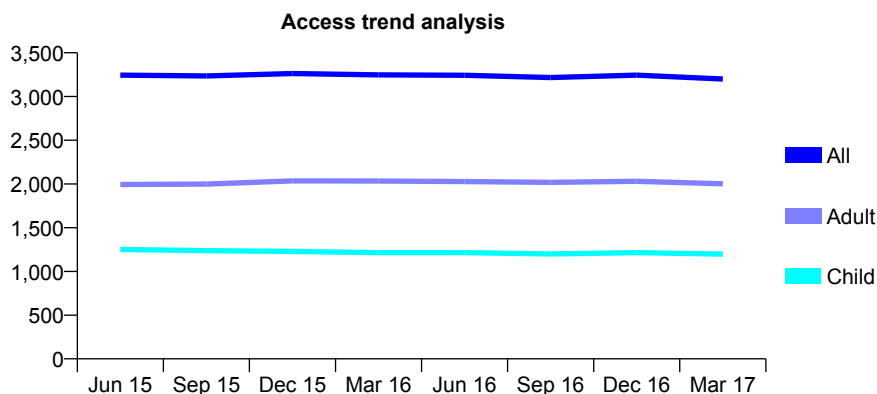
Q45 - Vital Signs At a Glance Contract Report for 907316/0002 - March 2017

Name or company name	MR AI WILSON
Contract type name	GDS Contract
Purpose of contract	General
Contract start date	01/04/2006
Contract end date	

16/17 Contracted general activity (UDA)	10,500
Carry forward general activity (UDA)	0
16/17 Contracted orthodontic activity (UOA)	0
Carry forward orthodontic activity (UOA)	0
Baseline contract value	£269,399.95

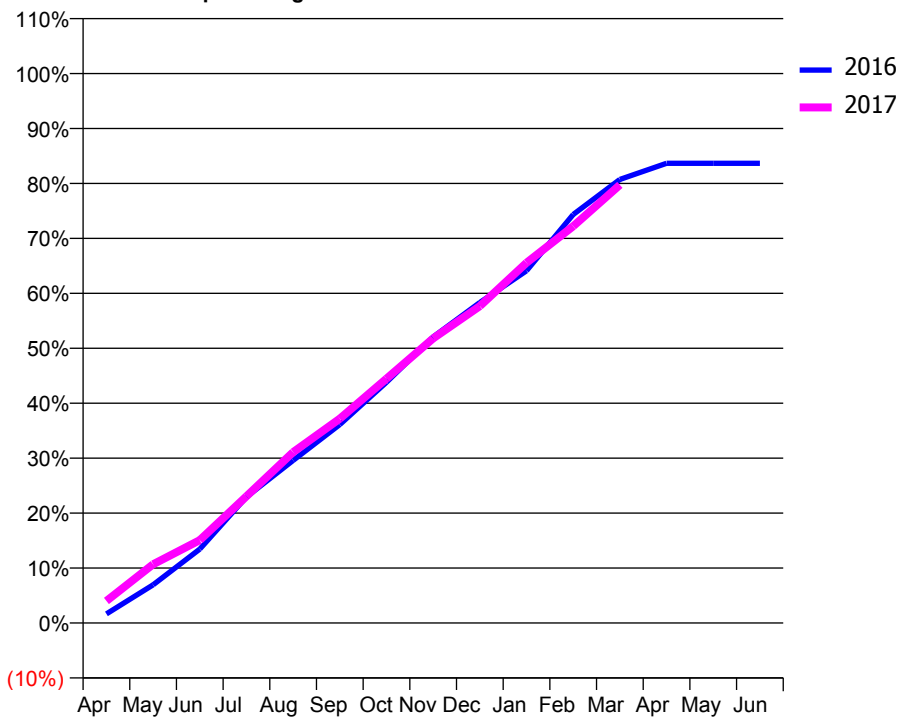
ACCESS*

Patients seen in 24 months	Total	Change since previous quarter
Quarter ending March 2016	3,248	
Quarter ending June 2016	3,243	→
Quarter ending September 2016	3,217	→
Quarter ending December 2016	3,245	→
Quarter ending March 2017	3,200	↓
Variance since March 2016	(1.5%)	↓



ACTIVITY

Cumulative percentage of contracted UDA delivered 2016 & 2017



Month	Adjusted Scheduled Activity (UDA)	
	2016	2017
April	176	423
May	729	1,122
June	1,413	1,583
July	2,408	2,422
August	3,108	3,265
September	3,792	3,905
October	4,600	4,669
November	5,468	5,439
December	6,123	6,055
January	6,731	6,884
February	7,806	7,581
March	8,476	8,373
April	8,785	
May	8,785	
June	8,785	

QUALITY

	Quantity	Base Number	Contract	AT	Region	England
% of FP17s for the same patient ID Re-attending within 3 months - Children	173	2,049	8.4%	13.0%	13.3%	12.3%
% of FP17s for the same patient ID Re-attending within 3 months - Adults	428	2,994	14.3%	16.3%	17.3%	16.7%
% of FP17s for the same patient ID Re-attending between 3 & 9 months - Children	1,307	2,049	63.8%	54.5%	58.9%	57.6%
% of FP17s for the same patient ID Re-attending between 3 & 9 months - Adults	1,830	2,994	61.1%	50.2%	52.2%	50.1%
% of FP17s for Band 1 Urgent Courses	243	4,854	5.0%	8.8%	9.2%	9.1%
% of FP17s Relating to Free Repair or Replacements	37	4,854	0.8%	1.3%	1.0%	0.8%
% of FP17s Relating to Continuations	158	4,854	3.3%	1.7%	1.4%	1.2%
% of Patients satisfied with the dentistry they have received	6	6	N/A	92.0%	93.1%	92.8%
% of Patients satisfied with the time they had to wait for an appointment	6	6	N/A	88.8%	89.5%	88.7%

* This is based on patients treated on this contract for their most recent course of treatment. Figures in italics indicate the base number of FP17s or Patient Questionnaire responses are less than 100. N/A is shown where the base number of responses is less than 10 during the period. % is calculated as Quantity/Base number*100

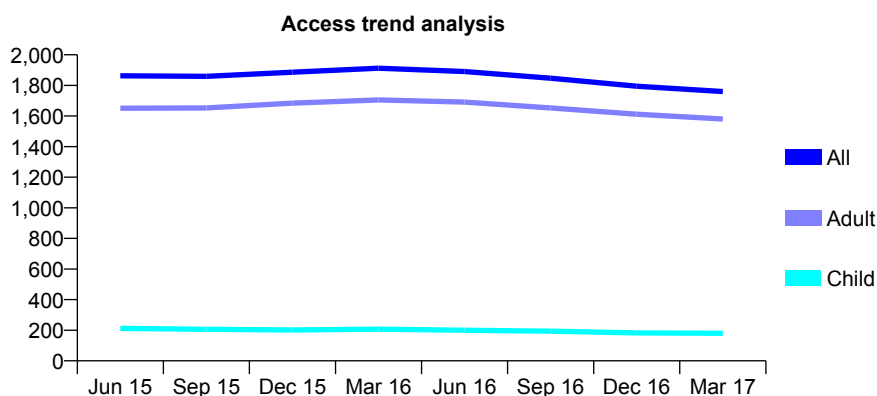
Q45 - Vital Signs At a Glance Contract Report for 911828/0003 - March 2017

Name or company name	MR S KIRKUP
Contract type name	GDS Contract
Purpose of contract	General
Contract start date	01/04/2006
Contract end date	

16/17 Contracted general activity (UDA)	4,500
Carry forward general activity (UDA)	0
16/17 Contracted orthodontic activity (UOA)	0
Carry forward orthodontic activity (UOA)	0
Baseline contract value	£132,635.27

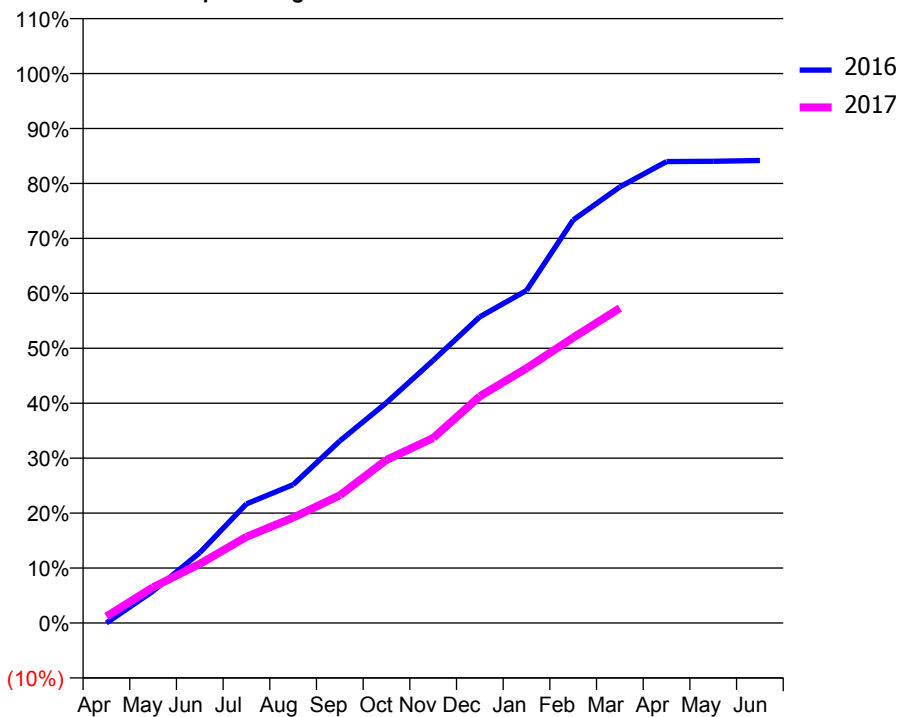
ACCESS*

Patients seen in 24 months	Total	Change since previous quarter
Quarter ending March 2016	1,912	
Quarter ending June 2016	1,891	↓
Quarter ending September 2016	1,847	↓
Quarter ending December 2016	1,795	↓
Quarter ending March 2017	1,760	↓
Variance since March 2016	(7.9%)	↓



ACTIVITY

Cumulative percentage of contracted UDA delivered 2016 & 2017



Adjusted Scheduled Activity (UDA)

Month	2016	2017
April	0	54
May	261	293
June	576	485
July	975	706
August	1,133	863
September	1,491	1,045
October	1,805	1,336
November	2,151	1,515
December	2,508	1,857
January	2,723	2,086
February	3,301	2,337
March	3,572	2,579
April	3,779	
May	3,781	
June	3,787	

QUALITY

	Quantity	Base Number	Contract	AT	Region	England
% of FP17s for the same patient ID Re-attending within 3 months - Children	4	236	1.7%	13.0%	13.3%	12.3%
% of FP17s for the same patient ID Re-attending within 3 months - Adults	219	1,809	12.1%	16.3%	17.3%	16.7%
% of FP17s for the same patient ID Re-attending between 3 & 9 months - Children	155	236	65.7%	54.5%	58.9%	57.6%
% of FP17s for the same patient ID Re-attending between 3 & 9 months - Adults	696	1,809	38.5%	50.2%	52.2%	50.1%
% of FP17s for Band 1 Urgent Courses	279	1,922	14.5%	8.8%	9.2%	9.1%
% of FP17s Relating to Free Repair or Replacements	11	1,922	0.6%	1.3%	1.0%	0.8%
% of FP17s Relating to Continuations	3	1,922	0.2%	1.7%	1.4%	1.2%
% of Patients satisfied with the dentistry they have received	8	9	N/A	92.0%	93.1%	92.8%
% of Patients satisfied with the time they had to wait for an appointment	9	9	N/A	88.8%	89.5%	88.7%

* This is based on patients treated on this contract for their most recent course of treatment. Figures in italics indicate the base number of FP17s or Patient Questionnaire responses are less than 100. N/A is shown where the base number of responses is less than 10 during the period. % is calculated as Quantity/Base number*100

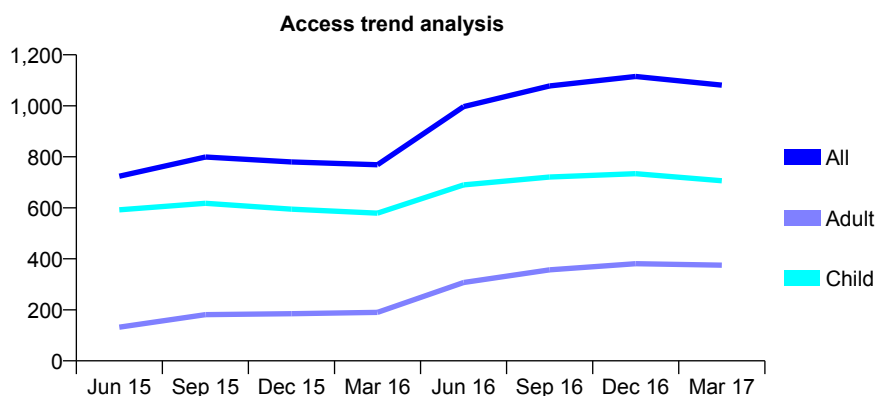
Q45 - Vital Signs At a Glance Contract Report for 911852/0001 - March 2017

Name or company name	MR JC BENNETT
Contract type name	GDS Contract
Purpose of contract	General
Contract start date	01/12/2014
Contract end date	

16/17 Contracted general activity (UDA)	3,071
Carry forward general activity (UDA)	0
16/17 Contracted orthodontic activity (UOA)	0
Carry forward orthodontic activity (UOA)	0
Baseline contract value	£64,960.00

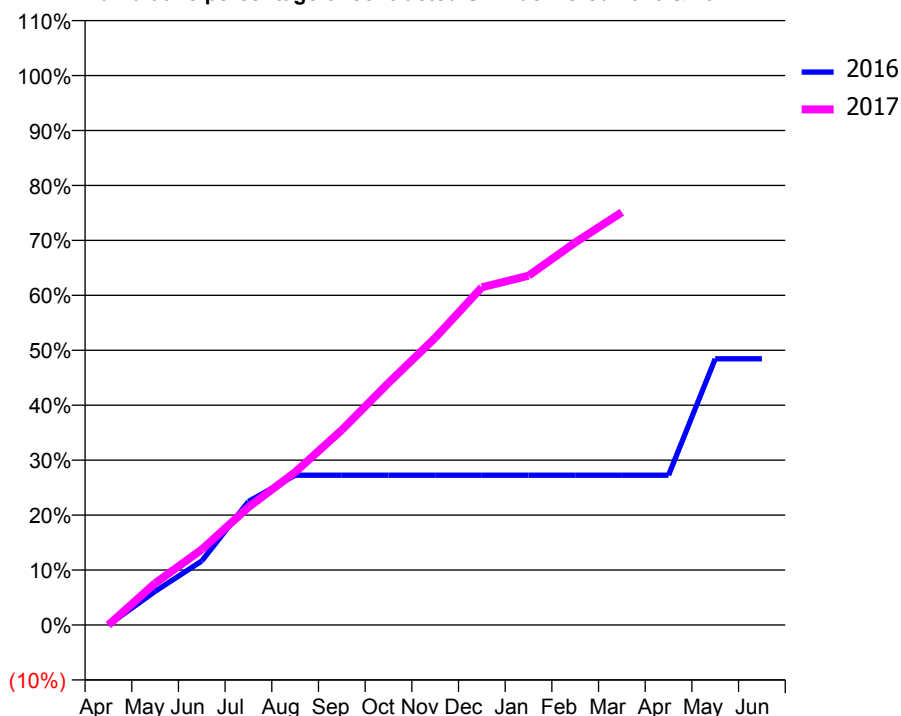
ACCESS*

Patients seen in 24 months	Total	Change since previous quarter
Quarter ending March 2016	769	
Quarter ending June 2016	997	↑
Quarter ending September 2016	1,078	↑
Quarter ending December 2016	1,115	↑
Quarter ending March 2017	1,081	↓
Variance since March 2016	40.6%	↑



ACTIVITY

Cumulative percentage of contracted UDA delivered 2016 & 2017



Month	Adjusted Scheduled Activity (UDA)	
	2016	2017
April	0	0
May	188	234
June	358	422
July	691	658
August	837	855
September	837	1,090
October	837	1,353
November	837	1,605
December	837	1,887
January	837	1,952
February	837	2,138
March	837	2,307
April	837	
May	1,488	
June	1,488	

QUALITY

	Quantity	Base Number	Contract	AT	Region	England
% of FP17s for the same patient ID Re-attending within 3 months - Children	113	1,533	7.4%	13.0%	13.3%	12.3%
% of FP17s for the same patient ID Re-attending within 3 months - Adults	51	518	9.8%	16.3%	17.3%	16.7%
% of FP17s for the same patient ID Re-attending between 3 & 9 months - Children	740	1,533	48.3%	54.5%	58.9%	57.6%
% of FP17s for the same patient ID Re-attending between 3 & 9 months - Adults	194	518	37.5%	50.2%	52.2%	50.1%
% of FP17s for Band 1 Urgent Courses	30	1,393	2.2%	8.8%	9.2%	9.1%
% of FP17s Relating to Free Repair or Replacements	0	1,393	0.0%	1.3%	1.0%	0.8%
% of FP17s Relating to Continuations	3	1,393	0.2%	1.7%	1.4%	1.2%
% of Patients satisfied with the dentistry they have received	2	3	N/A	92.0%	93.1%	92.8%
% of Patients satisfied with the time they had to wait for an appointment	3	3	N/A	88.8%	89.5%	88.7%

* This is based on patients treated on this contract for their most recent course of treatment. Figures in italics indicate the base number of FP17s or Patient Questionnaire responses are less than 100. N/A is shown where the base number of responses is less than 10 during the period. % is calculated as Quantity/Base number*100

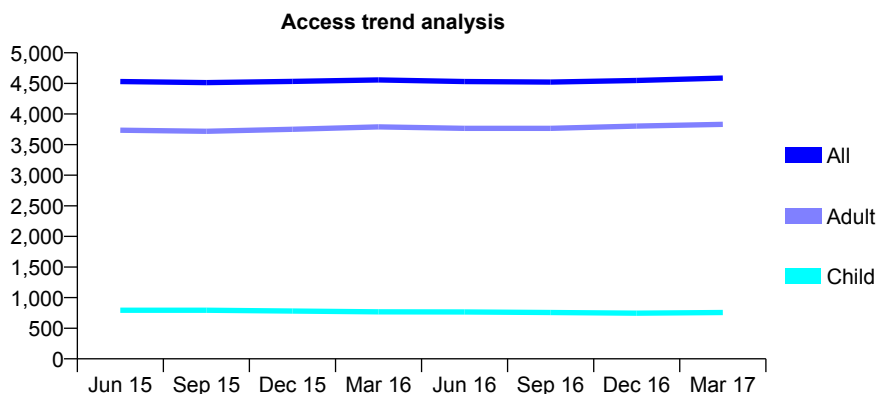
Q45 - Vital Signs At a Glance Contract Report for 918873/0001 - March 2017

Name or company name	MR A MILNES
Contract type name	GDS Contract
Purpose of contract	General
Contract start date	10/08/2012
Contract end date	

16/17 Contracted general activity (UDA)	11,709
Carry forward general activity (UDA)	0
16/17 Contracted orthodontic activity (UOA)	0
Carry forward orthodontic activity (UOA)	0
Baseline contract value	£335,687.26

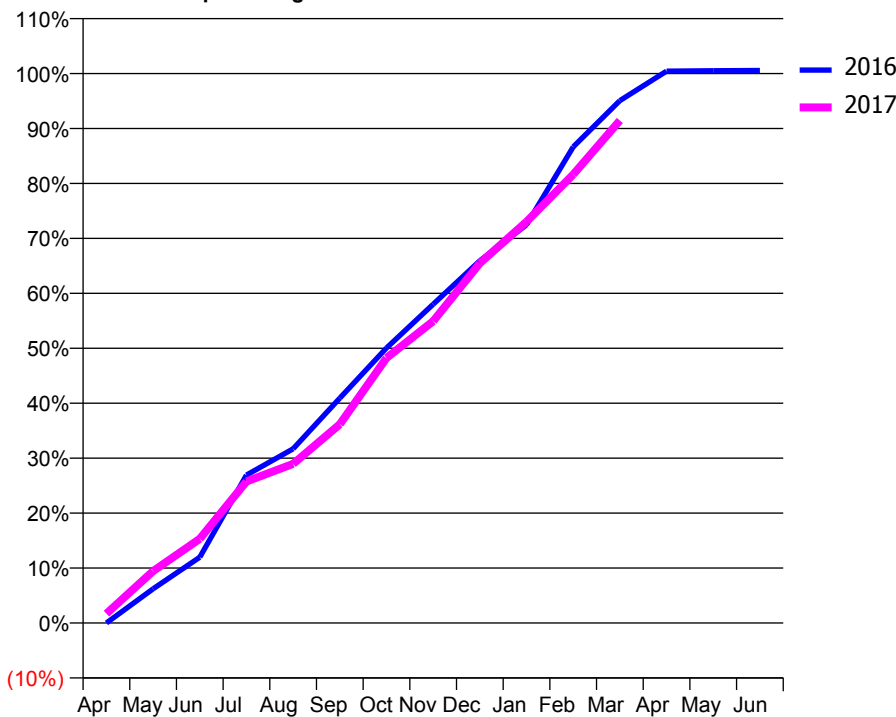
ACCESS*

Patients seen in 24 months	Total	Change since previous quarter
Quarter ending March 2016	4,557	
Quarter ending June 2016	4,530	→
Quarter ending September 2016	4,522	→
Quarter ending December 2016	4,548	→
Quarter ending March 2017	4,587	→
Variance since March 2016	0.7%	→



ACTIVITY

Cumulative percentage of contracted UDA delivered 2016 & 2017



Month	Adjusted Scheduled Activity (UDA)	
	2016	2017
April	0	199
May	730	1,106
June	1,403	1,794
July	3,153	3,016
August	3,712	3,391
September	4,792	4,235
October	5,860	5,646
November	6,794	6,431
December	7,718	7,667
January	8,485	8,552
February	10,144	9,557
March	11,131	10,709
April	11,758	
May	11,768	
June	11,772	

QUALITY

	Quantity	Base Number	Contract	AT	Region	England
% of FP17s for the same patient ID Re-attending within 3 months - Children	85	1,236	6.9%	13.0%	13.3%	12.3%
% of FP17s for the same patient ID Re-attending within 3 months - Adults	770	5,555	13.9%	16.3%	17.3%	16.7%
% of FP17s for the same patient ID Re-attending between 3 & 9 months - Children	805	1,236	65.1%	54.5%	58.9%	57.6%
% of FP17s for the same patient ID Re-attending between 3 & 9 months - Adults	3,163	5,555	56.9%	50.2%	52.2%	50.1%
% of FP17s for Band 1 Urgent Courses	338	6,416	5.3%	8.8%	9.2%	9.1%
% of FP17s Relating to Free Repair or Replacements	68	6,416	1.1%	1.3%	1.0%	0.8%
% of FP17s Relating to Continuations	149	6,416	2.3%	1.7%	1.4%	1.2%
% of Patients satisfied with the dentistry they have received	33	37	89.2%	92.0%	93.1%	92.8%
% of Patients satisfied with the time they had to wait for an appointment	35	37	94.6%	88.8%	89.5%	88.7%

* This is based on patients treated on this contract for their most recent course of treatment. Figures in italics indicate the base number of FP17s or Patient Questionnaire responses are less than 100. N/A is shown where the base number of responses is less than 10 during the period. % is calculated as Quantity/Base number*100

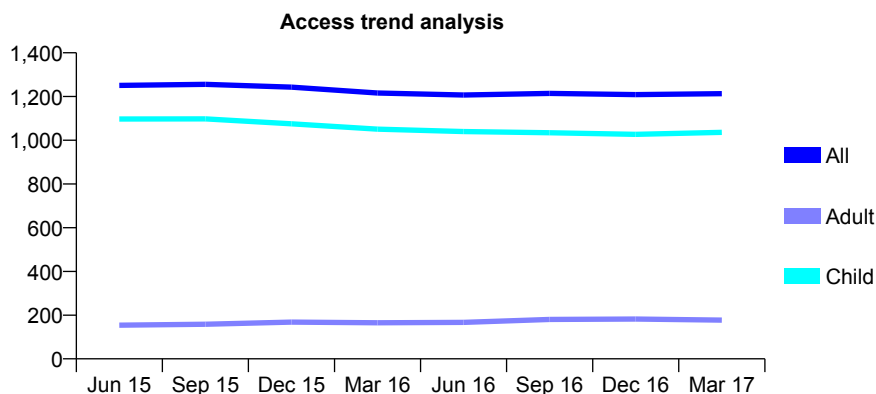
Q45 - Vital Signs At a Glance Contract Report for 919047/0001 - March 2017

Name or company name	MR TR LEWIS
Contract type name	GDS Contract
Purpose of contract	General and Orthodontic
Contract start date	01/04/2006
Contract end date	

16/17 Contracted general activity (UDA)	4,075
Carry forward general activity (UDA)	0
16/17 Contracted orthodontic activity (UOA)	400
Carry forward orthodontic activity (UOA)	0
Baseline contract value	£95,908.55

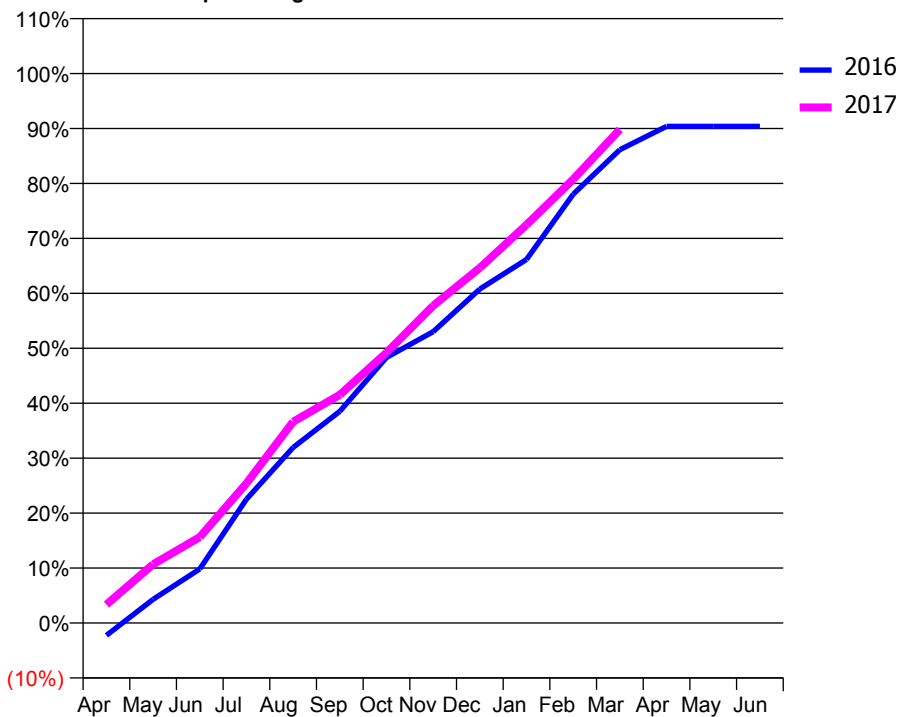
ACCESS*

Patients seen in 24 months	Total	Change since previous quarter
Quarter ending March 2016	1,216	
Quarter ending June 2016	1,207	→
Quarter ending September 2016	1,214	→
Quarter ending December 2016	1,209	→
Quarter ending March 2017	1,213	→
Variance since March 2016	(0.2%)	→



ACTIVITY

Cumulative percentage of contracted UDA delivered 2016 & 2017



Month	Adjusted Scheduled Activity (UDA)	
	2016	2017
April	-93	137
May	175	435
June	401	638
July	918	1,035
August	1,302	1,492
September	1,570	1,692
October	1,969	2,005
November	2,160	2,353
December	2,477	2,634
January	2,696	2,954
February	3,180	3,290
March	3,510	3,661
April	3,683	
May	3,683	
June	3,683	

QUALITY

	Quantity	Base Number	Contract	AT	Region	England
% of FP17s for the same patient ID Re-attending within 3 months - Children	266	1,902	14.0%	13.0%	13.3%	12.3%
% of FP17s for the same patient ID Re-attending within 3 months - Adults	15	102	14.7%	16.3%	17.3%	16.7%
% of FP17s for the same patient ID Re-attending between 3 & 9 months - Children	1,206	1,902	63.4%	54.5%	58.9%	57.6%
% of FP17s for the same patient ID Re-attending between 3 & 9 months - Adults	48	102	47.1%	50.2%	52.2%	50.1%
% of FP17s for Band 1 Urgent Courses	214	1,870	11.4%	8.8%	9.2%	9.1%
% of FP17s Relating to Free Repair or Replacements	0	1,870	0.0%	1.3%	1.0%	0.8%
% of FP17s Relating to Continuations	27	1,870	1.4%	1.7%	1.4%	1.2%
% of Patients satisfied with the dentistry they have received	2	3	N/A	92.0%	93.1%	92.8%
% of Patients satisfied with the time they had to wait for an appointment	2	3	N/A	88.8%	89.5%	88.7%

* This is based on patients treated on this contract for their most recent course of treatment. Figures in italics indicate the base number of FP17s or Patient Questionnaire responses are less than 100. N/A is shown where the base number of responses is less than 10 during the period. % is calculated as Quantity/Base number*100

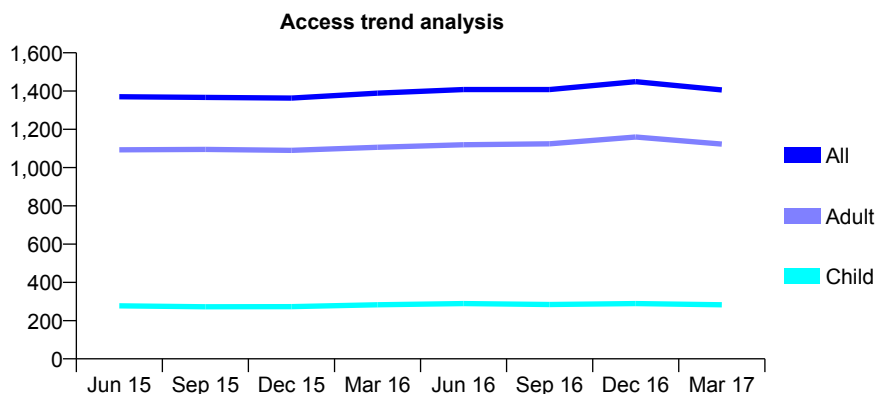
Q45 - Vital Signs At a Glance Contract Report for 920460/0001 - March 2017

Name or company name	MISS KA FARQUHAR
Contract type name	GDS Contract
Purpose of contract	General
Contract start date	01/04/2006
Contract end date	

16/17 Contracted general activity (UDA)	4,748
Carry forward general activity (UDA)	0
16/17 Contracted orthodontic activity (UOA)	0
Carry forward orthodontic activity (UOA)	0
Baseline contract value	£100,433.10

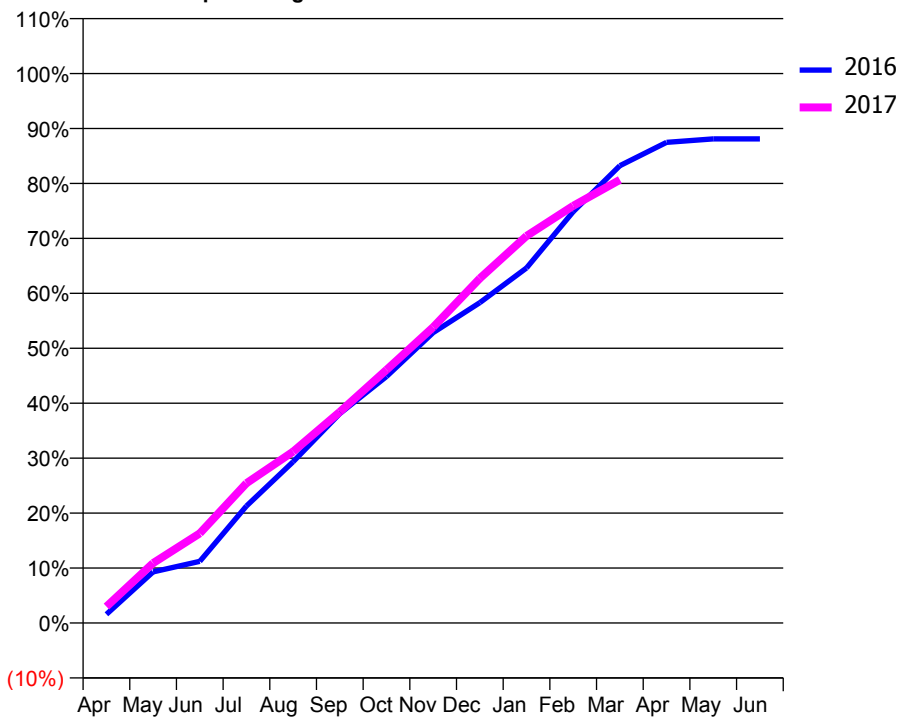
ACCESS*

Patients seen in 24 months	Total	Change since previous quarter
Quarter ending March 2016	1,389	
Quarter ending June 2016	1,408	→
Quarter ending September 2016	1,408	→
Quarter ending December 2016	1,449	↑
Quarter ending March 2017	1,406	↓
Variance since March 2016	1.2%	→



ACTIVITY

Cumulative percentage of contracted UDA delivered 2016 & 2017



Adjusted Scheduled Activity (UDA)

Month	2016	2017
April	76	142
May	442	518
June	532	775
July	1,011	1,208
August	1,393	1,481
September	1,810	1,824
October	2,129	2,188
November	2,508	2,556
December	2,768	2,978
January	3,068	3,345
February	3,554	3,604
March	3,951	3,830
April	4,153	
May	4,183	
June	4,183	

QUALITY

	Quantity	Base Number	Contract	AT	Region	England
% of FP17s for the same patient ID Re-attending within 3 months - Children	37	369	10.0%	13.0%	13.3%	12.3%
% of FP17s for the same patient ID Re-attending within 3 months - Adults	452	1,745	25.9%	16.3%	17.3%	16.7%
% of FP17s for the same patient ID Re-attending between 3 & 9 months - Children	131	369	35.5%	54.5%	58.9%	57.6%
% of FP17s for the same patient ID Re-attending between 3 & 9 months - Adults	730	1,745	41.8%	50.2%	52.2%	50.1%
% of FP17s for Band 1 Urgent Courses	229	2,000	11.5%	8.8%	9.2%	9.1%
% of FP17s Relating to Free Repair or Replacements	102	2,000	5.1%	1.3%	1.0%	0.8%
% of FP17s Relating to Continuations	116	2,000	5.8%	1.7%	1.4%	1.2%
% of Patients satisfied with the dentistry they have received	6	6	N/A	92.0%	93.1%	92.8%
% of Patients satisfied with the time they had to wait for an appointment	5	6	N/A	88.8%	89.5%	88.7%

* This is based on patients treated on this contract for their most recent course of treatment. Figures in italics indicate the base number of FP17s or Patient Questionnaire responses are less than 100. N/A is shown where the base number of responses is less than 10 during the period. % is calculated as Quantity/Base number*100

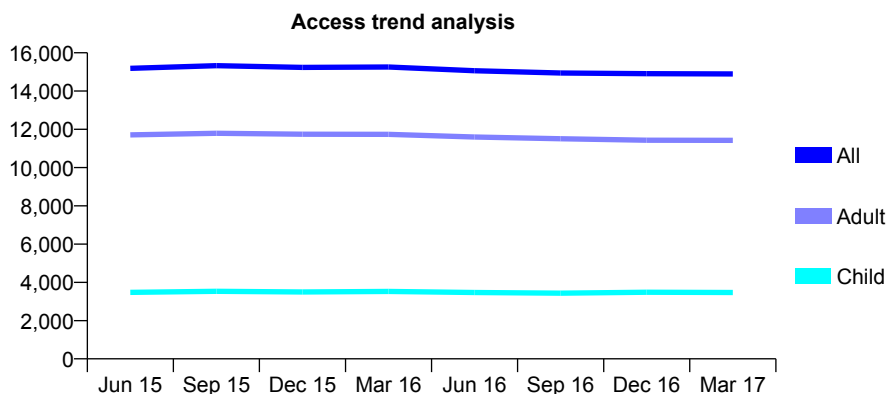
Q45 - Vital Signs At a Glance Contract Report for 921890/0001 - March 2017

Name or company name	MR DC DANIELS
Contract type name	GDS Contract
Purpose of contract	General
Contract start date	01/04/2006
Contract end date	

16/17 Contracted general activity (UDA)	47,398
Carry forward general activity (UDA)	0
16/17 Contracted orthodontic activity (UOA)	0
Carry forward orthodontic activity (UOA)	0
Baseline contract value	£1,280,722.45

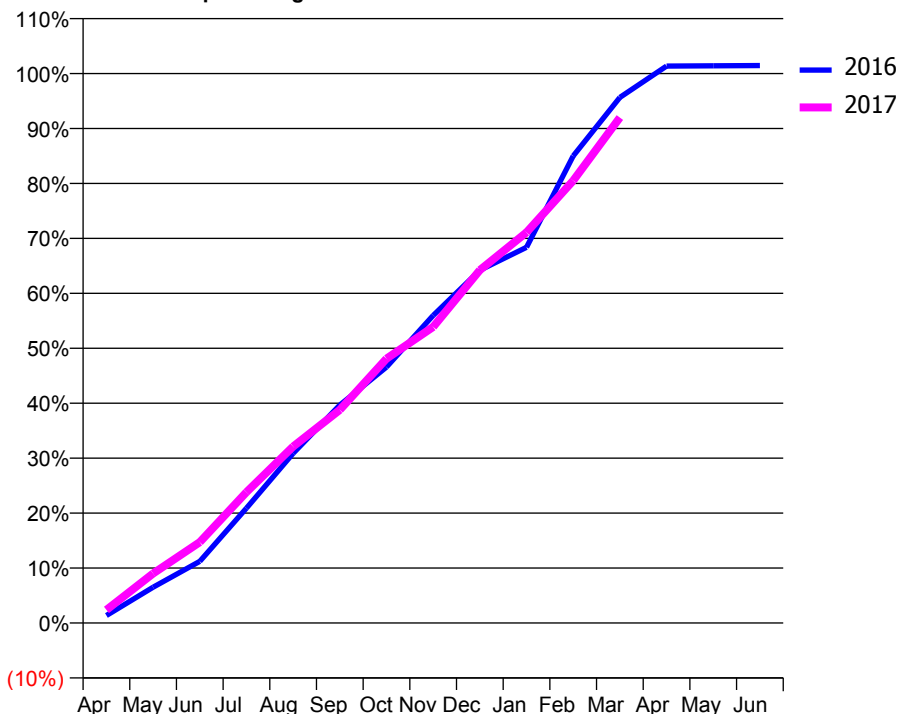
ACCESS*

Patients seen in 24 months	Total	Change since previous quarter
Quarter ending March 2016	15,258	
Quarter ending June 2016	15,065	↓
Quarter ending September 2016	14,944	→
Quarter ending December 2016	14,908	→
Quarter ending March 2017	14,892	→
Variance since March 2016	(2.4%)	↓



ACTIVITY

Cumulative percentage of contracted UDA delivered 2016 & 2017



Month	Adjusted Scheduled Activity (UDA)	
	2016	2017
April	645	1,138
May	3,091	4,268
June	5,323	6,982
July	9,907	11,287
August	14,640	15,228
September	18,801	18,386
October	22,084	22,801
November	26,526	25,538
December	30,427	30,444
January	32,402	33,690
February	40,288	38,161
March	45,335	43,600
April	48,043	
May	48,065	
June	48,089	

QUALITY

	Quantity	Base Number	Contract	AT	Region	England
% of FP17s for the same patient ID Re-attending within 3 months - Children	436	5,213	8.4%	13.0%	13.3%	12.3%
% of FP17s for the same patient ID Re-attending within 3 months - Adults	2,572	16,378	15.7%	16.3%	17.3%	16.7%
% of FP17s for the same patient ID Re-attending between 3 & 9 months - Children	2,805	5,213	53.8%	54.5%	58.9%	57.6%
% of FP17s for the same patient ID Re-attending between 3 & 9 months - Adults	9,338	16,378	57.0%	50.2%	52.2%	50.1%
% of FP17s for Band 1 Urgent Courses	2,550	19,891	12.8%	8.8%	9.2%	9.1%
% of FP17s Relating to Free Repair or Replacements	246	19,891	1.2%	1.3%	1.0%	0.8%
% of FP17s Relating to Continuations	220	19,891	1.1%	1.7%	1.4%	1.2%
% of Patients satisfied with the dentistry they have received	29	33	87.9%	92.0%	93.1%	92.8%
% of Patients satisfied with the time they had to wait for an appointment	30	33	90.9%	88.8%	89.5%	88.7%

* This is based on patients treated on this contract for their most recent course of treatment. Figures in italics indicate the base number of FP17s or Patient Questionnaire responses are less than 100. N/A is shown where the base number of responses is less than 10 during the period. % is calculated as Quantity/Base number*100

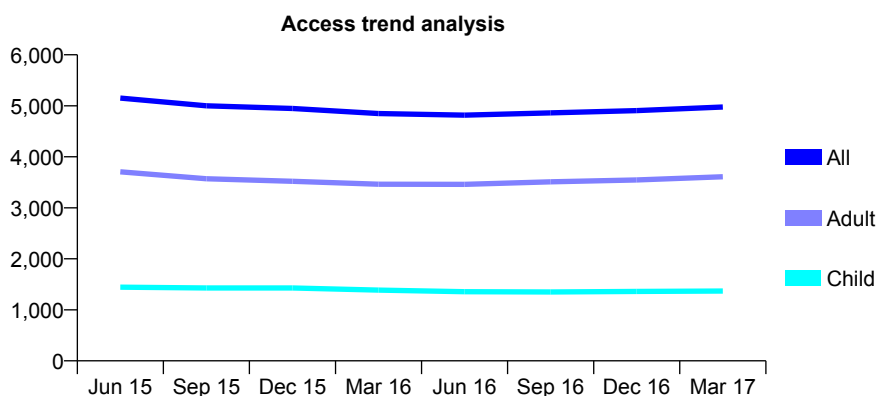
Q45 - Vital Signs At a Glance Contract Report for 930121/0001 - March 2017

Name or company name	MR MA SIDDIQUI
Contract type name	GDS Contract
Purpose of contract	General
Contract start date	08/11/2012
Contract end date	

16/17 Contracted general activity (UDA)	17,392
Carry forward general activity (UDA)	18
16/17 Contracted orthodontic activity (UOA)	0
Carry forward orthodontic activity (UOA)	0
Baseline contract value	£425,656.11

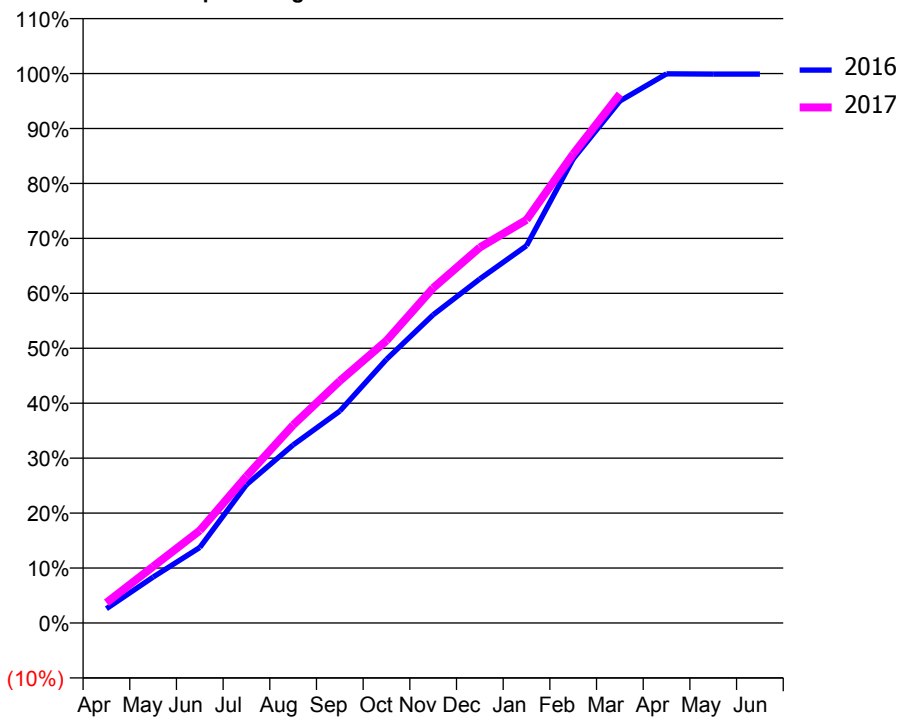
ACCESS*

Patients seen in 24 months	Total	Change since previous quarter
Quarter ending March 2016	4,848	
Quarter ending June 2016	4,817	→
Quarter ending September 2016	4,861	→
Quarter ending December 2016	4,907	→
Quarter ending March 2017	4,977	→
Variance since March 2016	2.7%	↑



ACTIVITY

Cumulative percentage of contracted UDA delivered 2016 & 2017



Month	Adjusted Scheduled Activity (UDA)	
	2016	2017
April	455	645
May	1,455	1,786
June	2,391	2,925
July	4,377	4,646
August	5,638	6,267
September	6,710	7,664
October	8,345	8,939
November	9,754	10,605
December	10,890	11,889
January	11,944	12,762
February	14,689	14,844
March	16,522	16,741
April	17,382	
May	17,373	
June	17,374	

QUALITY

	Quantity	Base Number	Contract	AT	Region	England
% of FP17s for the same patient ID Re-attending within 3 months - Children	202	2,181	9.3%	13.0%	13.3%	12.3%
% of FP17s for the same patient ID Re-attending within 3 months - Adults	920	5,551	16.6%	16.3%	17.3%	16.7%
% of FP17s for the same patient ID Re-attending between 3 & 9 months - Children	1,345	2,181	61.7%	54.5%	58.9%	57.6%
% of FP17s for the same patient ID Re-attending between 3 & 9 months - Adults	3,017	5,551	54.4%	50.2%	52.2%	50.1%
% of FP17s for Band 1 Urgent Courses	684	6,705	10.2%	8.8%	9.2%	9.1%
% of FP17s Relating to Free Repair or Replacements	51	6,705	0.8%	1.3%	1.0%	0.8%
% of FP17s Relating to Continuations	43	6,705	0.6%	1.7%	1.4%	1.2%
% of Patients satisfied with the dentistry they have received	21	22	95.5%	92.0%	93.1%	92.8%
% of Patients satisfied with the time they had to wait for an appointment	20	22	90.9%	88.8%	89.5%	88.7%

* This is based on patients treated on this contract for their most recent course of treatment. Figures in italics indicate the base number of FP17s or Patient Questionnaire responses are less than 100. N/A is shown where the base number of responses is less than 10 during the period. % is calculated as Quantity/Base number*100

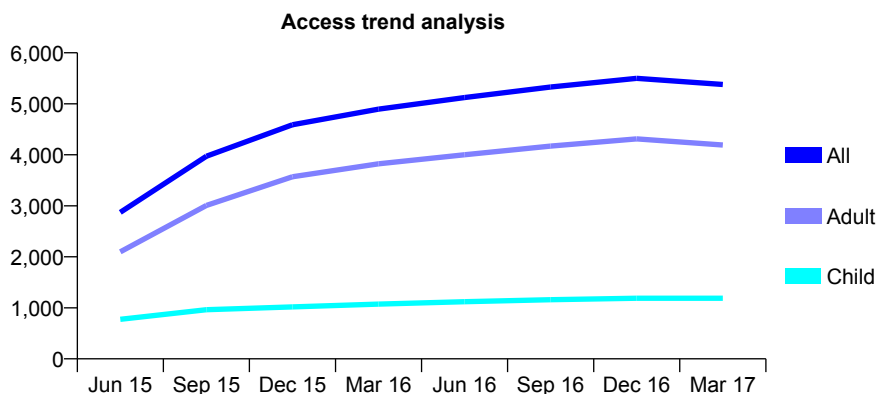
Q45 - Vital Signs At a Glance Contract Report for 984418/0001 - March 2017

Name or company name	MR A NAYYAR
Contract type name	GDS Contract
Purpose of contract	General and Orthodontic
Contract start date	05/01/2015
Contract end date	

16/17 Contracted general activity (UDA)	11,406
Carry forward general activity (UDA)	0
16/17 Contracted orthodontic activity (UOA)	25
Carry forward orthodontic activity (UOA)	0
Baseline contract value	£365,714.89

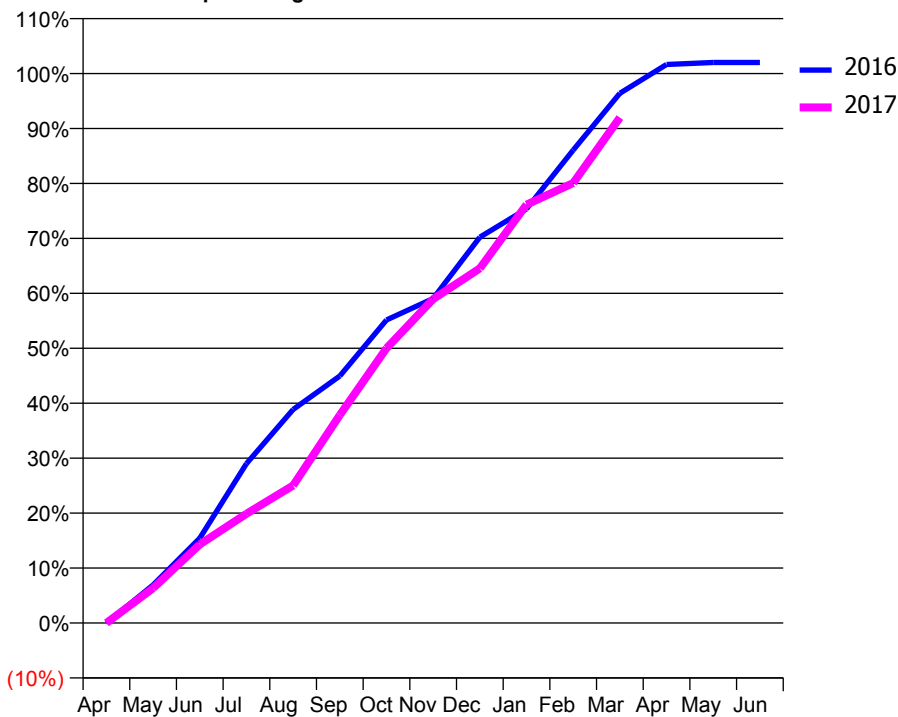
ACCESS*

Patients seen in 24 months	Total	Change since previous quarter
Quarter ending March 2016	4,896	
Quarter ending June 2016	5,123	↑
Quarter ending September 2016	5,330	↑
Quarter ending December 2016	5,499	↑
Quarter ending March 2017	5,380	↓
Variance since March 2016	9.9%	↑



ACTIVITY

Cumulative percentage of contracted UDA delivered 2016 & 2017



Month	Adjusted Scheduled Activity (UDA)	
	2016	2017
April	0	0
May	790	723
June	1,762	1,631
July	3,310	2,270
August	4,433	2,855
September	5,127	4,316
October	6,290	5,704
November	6,736	6,723
December	8,010	7,362
January	8,597	8,683
February	9,816	9,132
March	10,996	10,492
April	11,592	
May	11,634	
June	11,635	

QUALITY

	Quantity	Base Number	Contract	AT	Region	England
% of FP17s for the same patient ID Re-attending within 3 months - Children	116	1,811	6.4%	13.0%	13.3%	12.3%
% of FP17s for the same patient ID Re-attending within 3 months - Adults	471	4,973	9.5%	16.3%	17.3%	16.7%
% of FP17s for the same patient ID Re-attending between 3 & 9 months - Children	1,217	1,811	67.2%	54.5%	58.9%	57.6%
% of FP17s for the same patient ID Re-attending between 3 & 9 months - Adults	2,081	4,973	41.8%	50.2%	52.2%	50.1%
% of FP17s for Band 1 Urgent Courses	313	6,339	4.9%	8.8%	9.2%	9.1%
% of FP17s Relating to Free Repair or Replacements	60	6,339	0.9%	1.3%	1.0%	0.8%
% of FP17s Relating to Continuations	35	6,339	0.6%	1.7%	1.4%	1.2%
% of Patients satisfied with the dentistry they have received	15	15	100.0%	92.0%	93.1%	92.8%
% of Patients satisfied with the time they had to wait for an appointment	15	15	100.0%	88.8%	89.5%	88.7%

* This is based on patients treated on this contract for their most recent course of treatment. Figures in italics indicate the base number of FP17s or Patient Questionnaire responses are less than 100. N/A is shown where the base number of responses is less than 10 during the period. % is calculated as Quantity/Base number*100

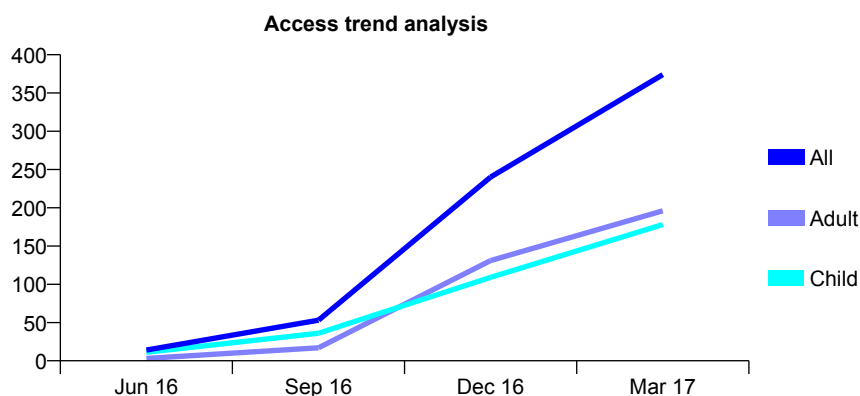
Q46 - Vital Signs At a Glance Contract Report for 100067/0000 - March 2017

Name or company name	ALWHCT
Contract type name	PDS Contract
Purpose of contract	General
Contract start date	01/04/2016
Contract end date	31/03/2018

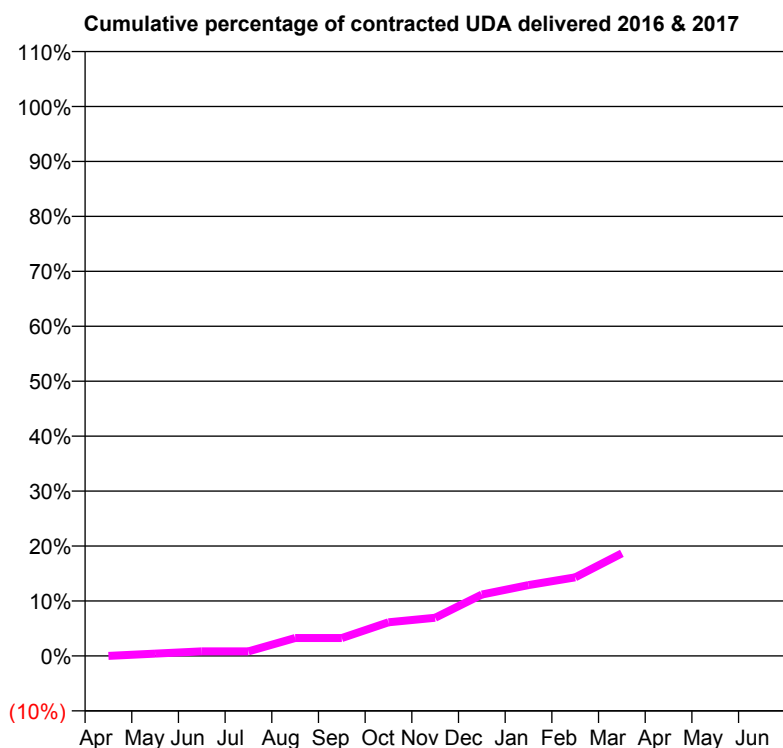
16/17 Contracted general activity (UDA)	3,900
Carry forward general activity (UDA)	0
16/17 Contracted orthodontic activity (UOA)	0
Carry forward orthodontic activity (UOA)	0
Baseline contract value	£0.00

ACCESS*

Patients seen in 24 months	Total	Change since previous quarter
Quarter ending March 2016	0	
Quarter ending June 2016	14	↑
Quarter ending September 2016	53	↑
Quarter ending December 2016	240	↑
Quarter ending March 2017	374	↑
Variance since March 2016	N/A	



ACTIVITY



Month	Adjusted Scheduled Activity (UDA)	
	2016	2017
April	0	0
May	0	17
June	0	33
July	0	33
August	0	128
September	0	128
October	0	239
November	0	271
December	0	436
January	0	503
February	0	558
March	0	728
April	0	
May	0	
June	0	

QUALITY

	Quantity	Base Number	Contract	AT	Region	England
% of FP17s for the same patient ID Re-attending within 3 months - Children	11	270	4.1%	12.9%	13.3%	12.3%
% of FP17s for the same patient ID Re-attending within 3 months - Adults	9	221	4.1%	17.6%	17.3%	16.7%
% of FP17s for the same patient ID Re-attending between 3 & 9 months - Children	17	270	6.3%	56.2%	58.9%	57.6%
% of FP17s for the same patient ID Re-attending between 3 & 9 months - Adults	15	221	6.8%	49.9%	52.2%	50.1%
% of FP17s for Band 1 Urgent Courses	41	491	8.4%	10.4%	9.2%	9.1%
% of FP17s Relating to Free Repair or Replacements	0	491	0.0%	0.9%	1.0%	0.8%
% of FP17s Relating to Continuations	0	491	0.0%	1.3%	1.4%	1.2%
% of Patients satisfied with the dentistry they have received	0	0	N/A	92.1%	93.1%	92.8%
% of Patients satisfied with the time they had to wait for an appointment	0	0	N/A	88.1%	89.5%	88.7%

* This is based on patients treated on this contract for their most recent course of treatment. Figures in italics indicate the base number of FP17s or Patient Questionnaire responses are less than 100. N/A is shown where the base number of responses is less than 10 during the period. % is calculated as Quantity/Base number*100

Q46 - Vital Signs At a Glance Contract Report for 100068/0000 - March 2017


Name or company name	ALWHCT
Contract type name	PDS Contract
Purpose of contract	General
Contract start date	01/04/2015
Contract end date	31/03/2018

16/17 Contracted general activity (UDA)	2,070
Carry forward general activity (UDA)	0
16/17 Contracted orthodontic activity (UOA)	0
Carry forward orthodontic activity (UOA)	0
Baseline contract value	£0.00

ACCESS*

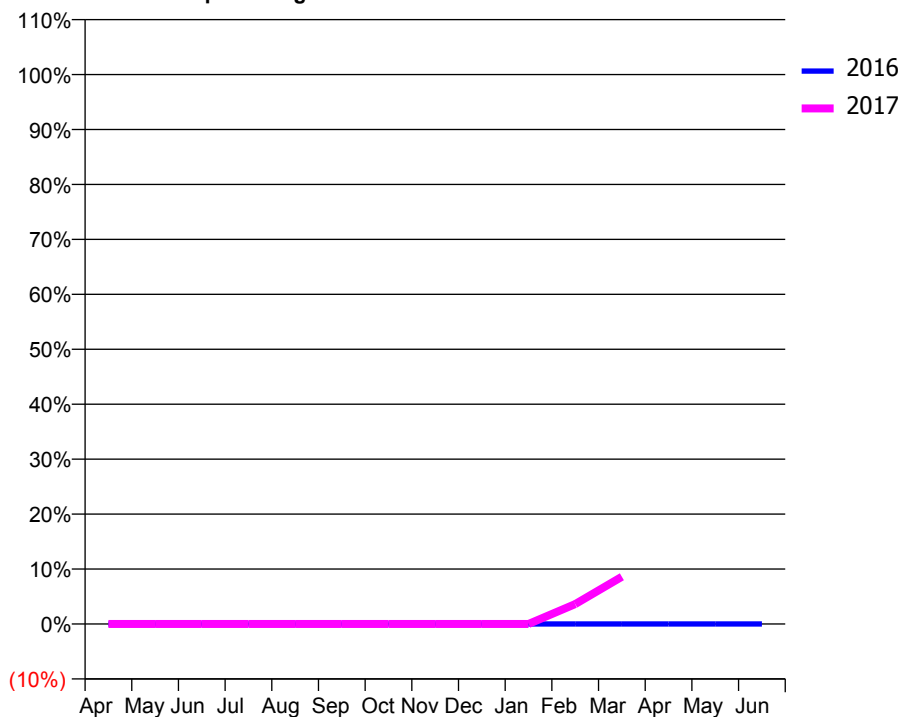
Patients seen in 24 months	Total	Change since previous quarter
Quarter ending March 2016	0	
Quarter ending June 2016	0	
Quarter ending September 2016	0	
Quarter ending December 2016	0	
Quarter ending March 2017	63	
Variance since March 2016	N/A	

Access trend analysis



ACTIVITY

Cumulative percentage of contracted UDA delivered 2016 & 2017



Month	Adjusted Scheduled Activity (UDA)	
	2016	2017
April	0	0
May	0	0
June	0	0
July	0	0
August	0	0
September	0	0
October	0	0
November	0	0
December	0	0
January	0	0
February	0	75
March	0	178
April	0	
May	0	
June	0	

QUALITY

	Quantity	Base Number	Contract	AT	Region	England
% of FP17s for the same patient ID Re-attending within 3 months - Children	0	0	N/A	12.9%	13.3%	12.3%
% of FP17s for the same patient ID Re-attending within 3 months - Adults	0	69	0.0%	17.6%	17.3%	16.7%
% of FP17s for the same patient ID Re-attending between 3 & 9 months - Children	0	0	N/A	56.2%	58.9%	57.6%
% of FP17s for the same patient ID Re-attending between 3 & 9 months - Adults	0	69	0.0%	49.9%	52.2%	50.1%
% of FP17s for Band 1 Urgent Courses	6	69	8.7%	10.4%	9.2%	9.1%
% of FP17s Relating to Free Repair or Replacements	0	69	0.0%	0.9%	1.0%	0.8%
% of FP17s Relating to Continuations	0	69	0.0%	1.3%	1.4%	1.2%
% of Patients satisfied with the dentistry they have received	0	0	N/A	92.1%	93.1%	92.8%
% of Patients satisfied with the time they had to wait for an appointment	0	0	N/A	88.1%	89.5%	88.7%

* This is based on patients treated on this contract for their most recent course of treatment. Figures in italics indicate the base number of FP17s or Patient Questionnaire responses are less than 100. N/A is shown where the base number of responses is less than 10 during the period. % is calculated as Quantity/Base number*100

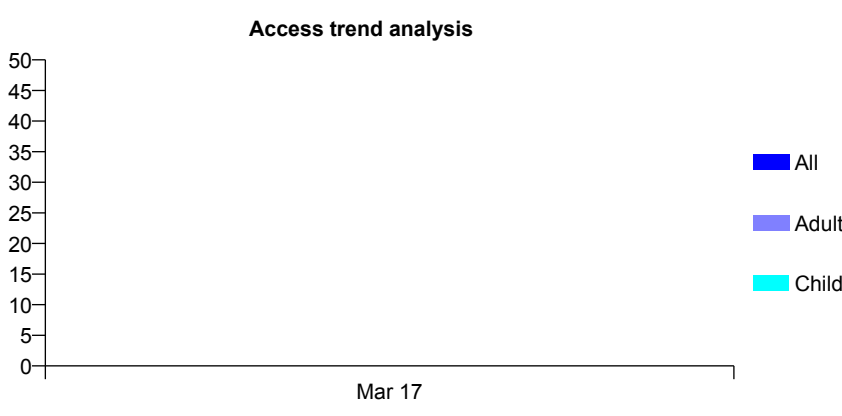
Q46 - Vital Signs At a Glance Contract Report for 100069/0000 - March 2017

Name or company name	ALWHCT
Contract type name	PDS Contract
Purpose of contract	General
Contract start date	01/04/2016
Contract end date	31/03/2018

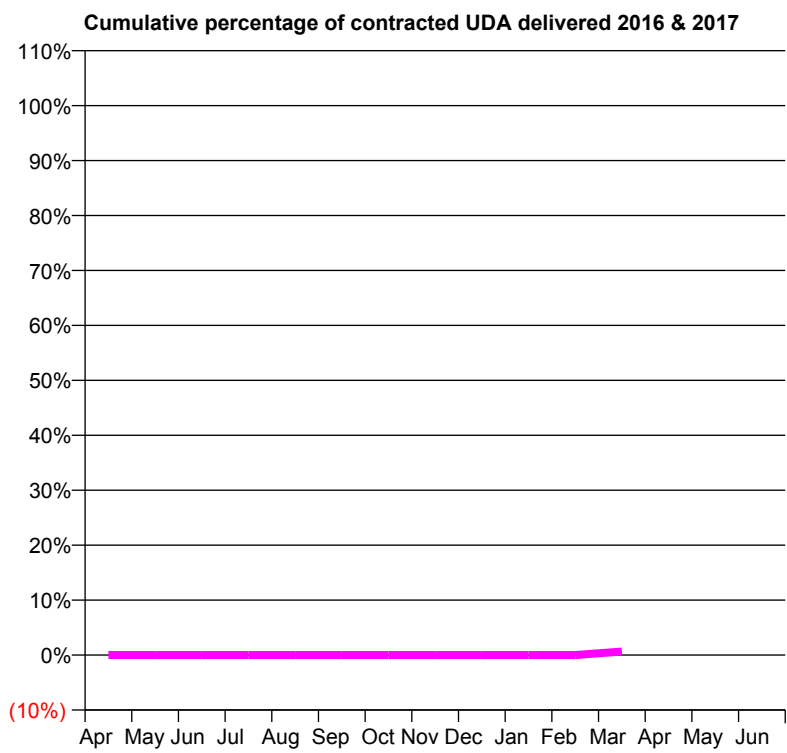
16/17 Contracted general activity (UDA)	7,000
Carry forward general activity (UDA)	0
16/17 Contracted orthodontic activity (UOA)	0
Carry forward orthodontic activity (UOA)	0
Baseline contract value	£0.00

ACCESS*

Patients seen in 24 months	Total	Change since previous quarter
Quarter ending March 2016	0	
Quarter ending June 2016	0	
Quarter ending September 2016	0	
Quarter ending December 2016	0	
Quarter ending March 2017	45	
Variance since March 2016	N/A	



ACTIVITY



Month	Adjusted Scheduled Activity (UDA)	
	2016	2017
April	0	0
May	0	0
June	0	0
July	0	0
August	0	0
September	0	0
October	0	0
November	0	0
December	0	0
January	0	0
February	0	0
March	0	45
April	0	0
May	0	0
June	0	0

QUALITY

	Quantity	Base Number	Contract	AT	Region	England
% of FP17s for the same patient ID Re-attending within 3 months - Children	0	20	0.0%	12.9%	13.3%	12.3%
% of FP17s for the same patient ID Re-attending within 3 months - Adults	0	12	0.0%	17.6%	17.3%	16.7%
% of FP17s for the same patient ID Re-attending between 3 & 9 months - Children	0	20	0.0%	56.2%	58.9%	57.6%
% of FP17s for the same patient ID Re-attending between 3 & 9 months - Adults	0	12	0.0%	49.9%	52.2%	50.1%
% of FP17s for Band 1 Urgent Courses	2	32	6.3%	10.4%	9.2%	9.1%
% of FP17s Relating to Free Repair or Replacements	0	32	0.0%	0.9%	1.0%	0.8%
% of FP17s Relating to Continuations	0	32	0.0%	1.3%	1.4%	1.2%
% of Patients satisfied with the dentistry they have received	0	0	N/A	92.1%	93.1%	92.8%
% of Patients satisfied with the time they had to wait for an appointment	0	0	N/A	88.1%	89.5%	88.7%

* This is based on patients treated on this contract for their most recent course of treatment. Figures in italics indicate the base number of FP17s or Patient Questionnaire responses are less than 100. N/A is shown where the base number of responses is less than 10 during the period. % is calculated as Quantity/Base number*100

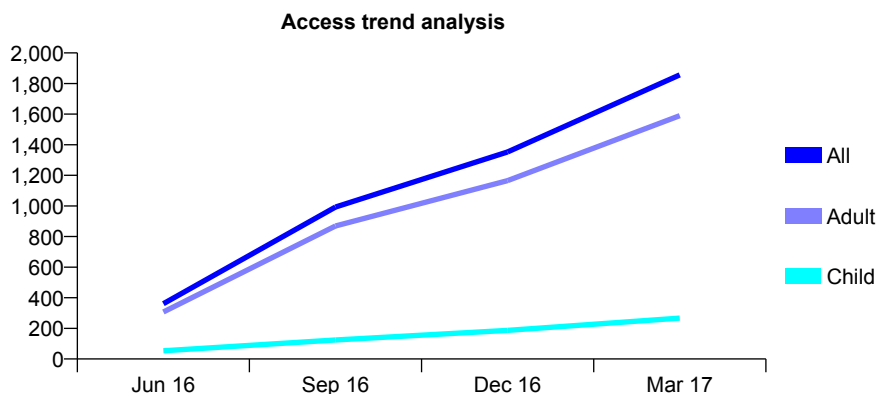
Q46 - Vital Signs At a Glance Contract Report for 100134/0000 - March 2017

Name or company name	REVIVE DENTAL CARE LIMITED
Contract type name	GDS Contract
Purpose of contract	General
Contract start date	01/04/2016
Contract end date	

16/17 Contracted general activity (UDA)	4,591
Carry forward general activity (UDA)	0
16/17 Contracted orthodontic activity (UOA)	0
Carry forward orthodontic activity (UOA)	0
Baseline contract value	£251,750.00

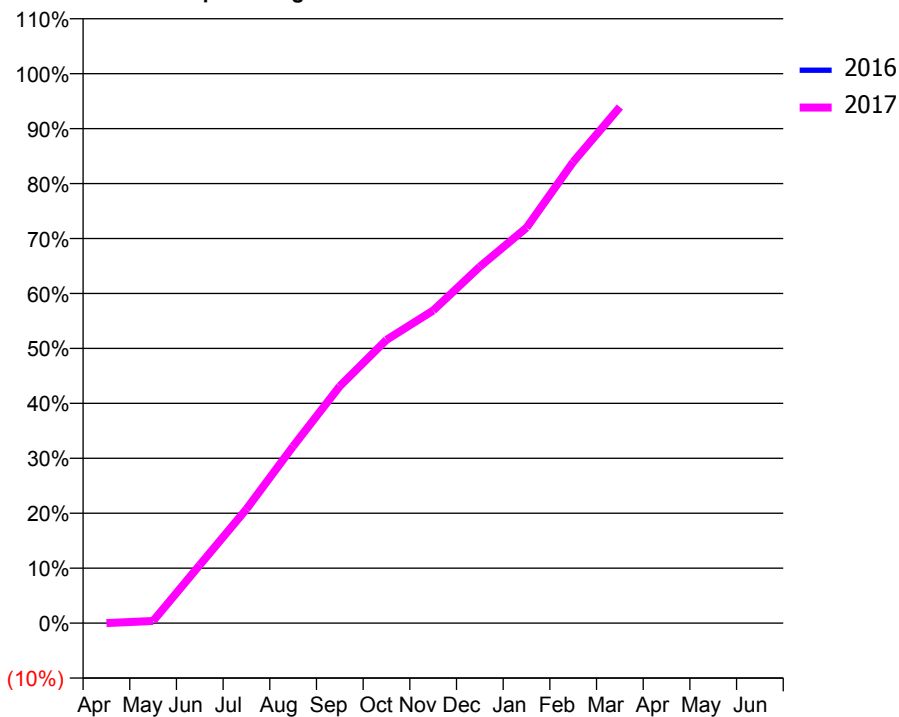
ACCESS*

Patients seen in 24 months	Total	Change since previous quarter
Quarter ending March 2016	0	
Quarter ending June 2016	361	↑
Quarter ending September 2016	993	↑
Quarter ending December 2016	1,353	↑
Quarter ending March 2017	1,857	↑
Variance since March 2016	N/A	



ACTIVITY

Cumulative percentage of contracted UDA delivered 2016 & 2017



Month	Adjusted Scheduled Activity (UDA)	
	2016	2017
April	0	0
May	0	18
June	0	487
July	0	953
August	0	1,478
September	0	1,980
October	0	2,367
November	0	2,612
December	0	2,979
January	0	3,304
February	0	3,853
March	0	4,312
April	0	
May	0	
June	0	

QUALITY

	Quantity	Base Number	Contract	AT	Region	England
% of FP17s for the same patient ID Re-attending within 3 months - Children	12	544	2.2%	12.9%	13.3%	12.3%
% of FP17s for the same patient ID Re-attending within 3 months - Adults	94	2,910	3.2%	17.6%	17.3%	16.7%
% of FP17s for the same patient ID Re-attending between 3 & 9 months - Children	1	544	0.2%	56.2%	58.9%	57.6%
% of FP17s for the same patient ID Re-attending between 3 & 9 months - Adults	9	2,910	0.3%	49.9%	52.2%	50.1%
% of FP17s for Band 1 Urgent Courses	3,359	3,454	97.2%	10.4%	9.2%	9.1%
% of FP17s Relating to Free Repair or Replacements	1	3,454	0.0%	0.9%	1.0%	0.8%
% of FP17s Relating to Continuations	0	3,454	0.0%	1.3%	1.4%	1.2%
% of Patients satisfied with the dentistry they have received	1	1	N/A	92.1%	93.1%	92.8%
% of Patients satisfied with the time they had to wait for an appointment	1	1	N/A	88.1%	89.5%	88.7%

* This is based on patients treated on this contract for their most recent course of treatment. Figures in italics indicate the base number of FP17s or Patient Questionnaire responses are less than 100. N/A is shown where the base number of responses is less than 10 during the period. % is calculated as Quantity/Base number*100

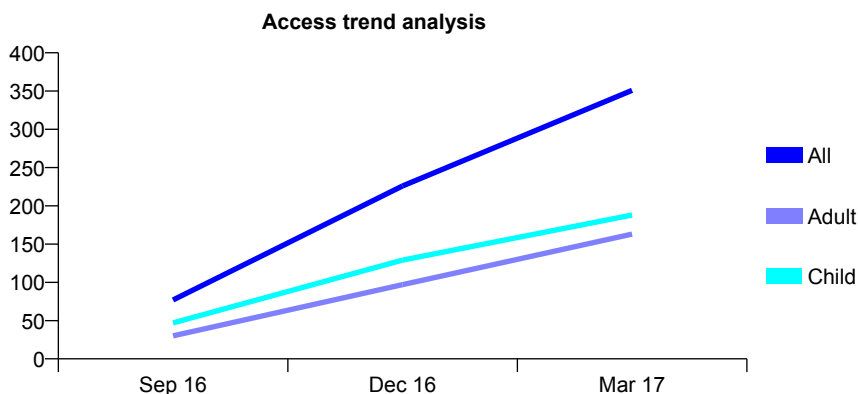
Q46 - Vital Signs At a Glance Contract Report for 100137/0000 - March 2017

Name or company name	ALWHCT
Contract type name	PDS Contract
Purpose of contract	General
Contract start date	01/04/2016
Contract end date	31/03/2018

16/17 Contracted general activity (UDA)	3,967
Carry forward general activity (UDA)	0
16/17 Contracted orthodontic activity (UOA)	0
Carry forward orthodontic activity (UOA)	0
Baseline contract value	£3.03

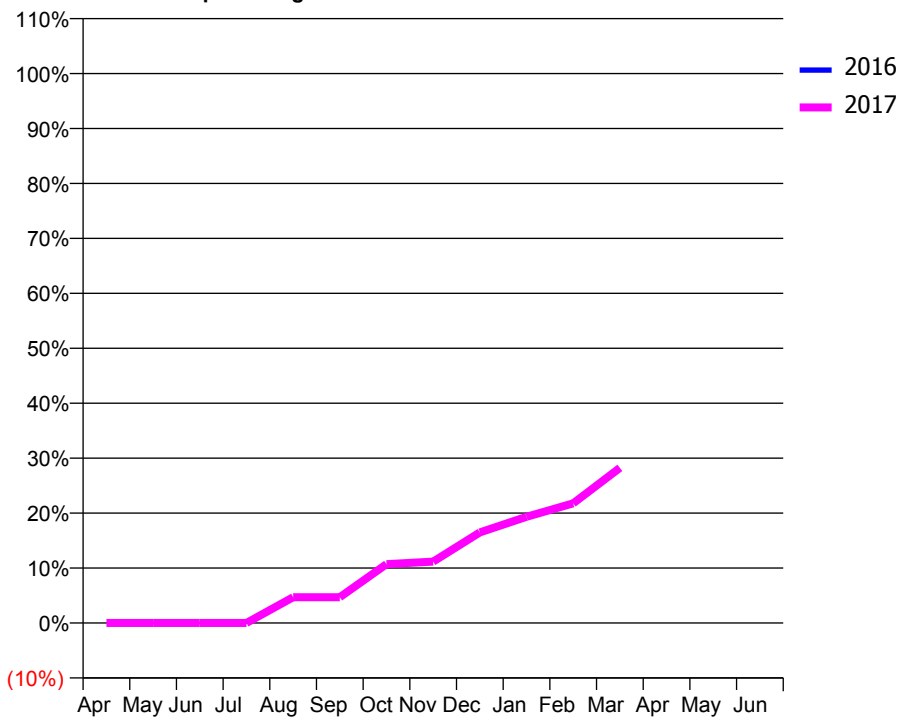
ACCESS*

Patients seen in 24 months	Total	Change since previous quarter
Quarter ending March 2016	0	
Quarter ending June 2016	0	
Quarter ending September 2016	77	↑
Quarter ending December 2016	226	↑
Quarter ending March 2017	351	↑
Variance since March 2016	N/A	



ACTIVITY

Cumulative percentage of contracted UDA delivered 2016 & 2017



Adjusted Scheduled Activity (UDA)

Month	2016	2017
April	0	0
May	0	0
June	0	0
July	0	0
August	0	186
September	0	186
October	0	425
November	0	443
December	0	655
January	0	766
February	0	864
March	0	1,120
April	0	
May	0	
June	0	

QUALITY

	Quantity	Base Number	Contract	AT	Region	England
% of FP17s for the same patient ID Re-attending within 3 months - Children	7	327	2.1%	12.9%	13.3%	12.3%
% of FP17s for the same patient ID Re-attending within 3 months - Adults	14	193	7.3%	17.6%	17.3%	16.7%
% of FP17s for the same patient ID Re-attending between 3 & 9 months - Children	21	327	6.4%	56.2%	58.9%	57.6%
% of FP17s for the same patient ID Re-attending between 3 & 9 months - Adults	15	193	7.8%	49.9%	52.2%	50.1%
% of FP17s for Band 1 Urgent Courses	24	520	4.6%	10.4%	9.2%	9.1%
% of FP17s Relating to Free Repair or Replacements	0	520	0.0%	0.9%	1.0%	0.8%
% of FP17s Relating to Continuations	2	520	0.4%	1.3%	1.4%	1.2%
% of Patients satisfied with the dentistry they have received	0	0	N/A	92.1%	93.1%	92.8%
% of Patients satisfied with the time they had to wait for an appointment	0	0	N/A	88.1%	89.5%	88.7%

* This is based on patients treated on this contract for their most recent course of treatment. Figures in italics indicate the base number of FP17s or Patient Questionnaire responses are less than 100. N/A is shown where the base number of responses is less than 10 during the period. % is calculated as Quantity/Base number*100

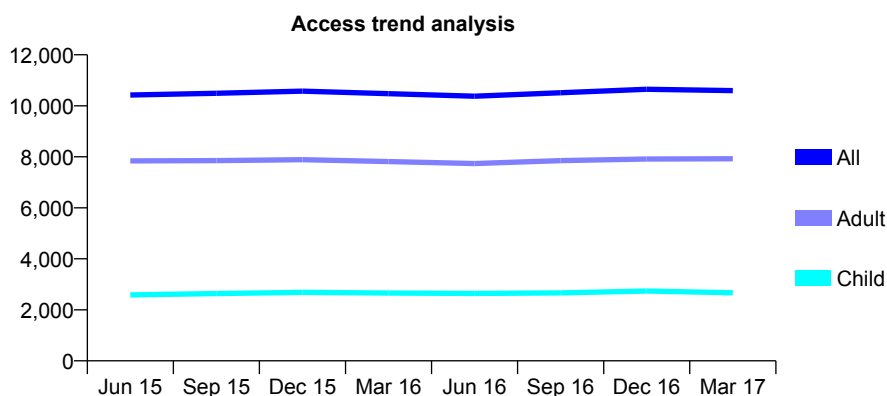
Q46 - Vital Signs At a Glance Contract Report for 101281/0068 - March 2017

Name or company name	OASIS DENTAL CARE LTD
Contract type name	GDS Contract
Purpose of contract	General
Contract start date	01/04/2006
Contract end date	

16/17 Contracted general activity (UDA)	34,022
Carry forward general activity (UDA)	-201
16/17 Contracted orthodontic activity (UOA)	0
Carry forward orthodontic activity (UOA)	0
Baseline contract value	£841,281.51

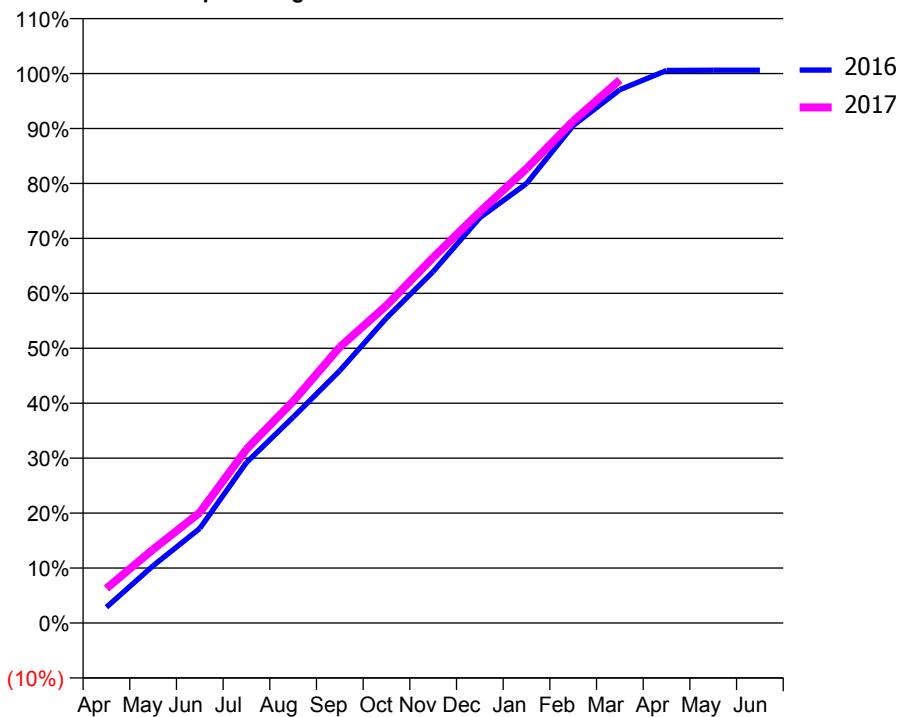
ACCESS*

Patients seen in 24 months	Total	Change since previous quarter
Quarter ending March 2016	10,476	
Quarter ending June 2016	10,379	→
Quarter ending September 2016	10,515	→
Quarter ending December 2016	10,647	→
Quarter ending March 2017	10,595	→
Variance since March 2016	1.1%	→



ACTIVITY

Cumulative percentage of contracted UDA delivered 2016 & 2017



Month	Adjusted Scheduled Activity (UDA)	
	2016	2017
April	981	2,141
May	3,542	4,559
June	5,860	6,838
July	9,939	10,762
August	12,740	13,727
September	15,629	17,090
October	18,883	19,660
November	21,761	22,637
December	25,094	25,460
January	27,211	28,133
February	30,801	31,077
March	33,024	33,621
April	34,212	
May	34,222	
June	34,223	

QUALITY

	Quantity	Base Number	Contract	AT	Region	England
% of FP17s for the same patient ID Re-attending within 3 months - Children	588	4,783	12.3%	12.9%	13.3%	12.3%
% of FP17s for the same patient ID Re-attending within 3 months - Adults	1,975	12,376	16.0%	17.6%	17.3%	16.7%
% of FP17s for the same patient ID Re-attending between 3 & 9 months - Children	2,924	4,783	61.1%	56.2%	58.9%	57.6%
% of FP17s for the same patient ID Re-attending between 3 & 9 months - Adults	6,921	12,376	55.9%	49.9%	52.2%	50.1%
% of FP17s for Band 1 Urgent Courses	1,129	16,625	6.8%	10.4%	9.2%	9.1%
% of FP17s Relating to Free Repair or Replacements	183	16,625	1.1%	0.9%	1.0%	0.8%
% of FP17s Relating to Continuations	407	16,625	2.4%	1.3%	1.4%	1.2%
% of Patients satisfied with the dentistry they have received	25	25	100.0%	92.1%	93.1%	92.8%
% of Patients satisfied with the time they had to wait for an appointment	21	25	84.0%	88.1%	89.5%	88.7%

* This is based on patients treated on this contract for their most recent course of treatment. Figures in italics indicate the base number of FP17s or Patient Questionnaire responses are less than 100. N/A is shown where the base number of responses is less than 10 during the period. % is calculated as Quantity/Base number*100

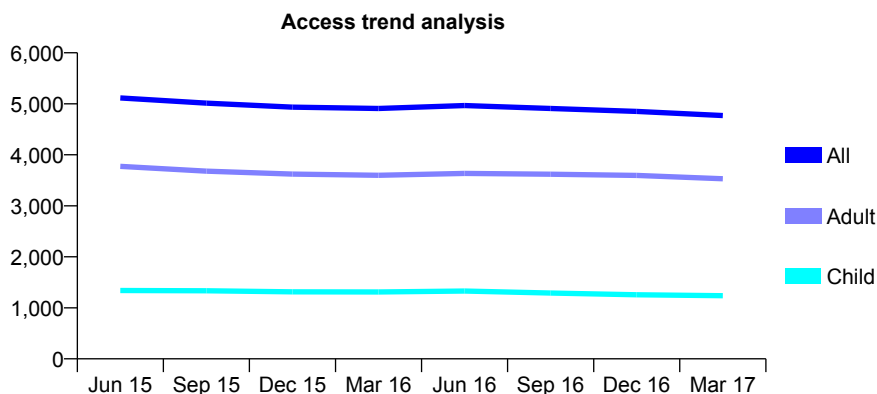
Q46 - Vital Signs At a Glance Contract Report for 101281/0084 - March 2017

Name or company name	OASIS DENTAL CARE LTD
Contract type name	GDS Contract
Purpose of contract	General
Contract start date	01/04/2006
Contract end date	

16/17 Contracted general activity (UDA)	18,625
Carry forward general activity (UDA)	-372
16/17 Contracted orthodontic activity (UOA)	0
Carry forward orthodontic activity (UOA)	0
Baseline contract value	£505,028.17

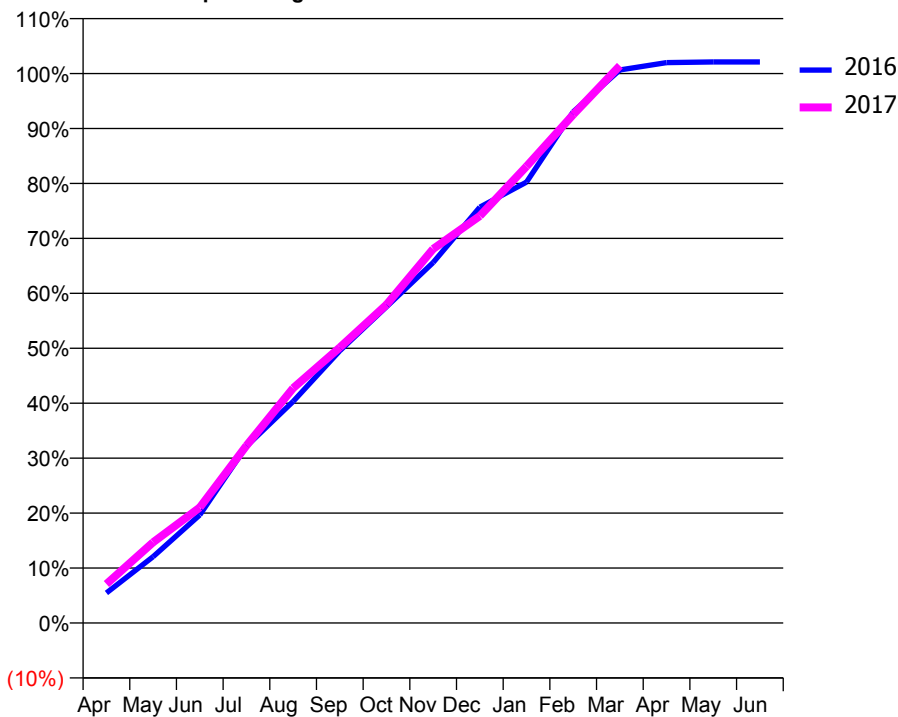
ACCESS*

Patients seen in 24 months	Total	Change since previous quarter
Quarter ending March 2016	4,908	
Quarter ending June 2016	4,965	→
Quarter ending September 2016	4,909	↓
Quarter ending December 2016	4,852	↓
Quarter ending March 2017	4,771	↓
Variance since March 2016	(2.8%)	↓



ACTIVITY

Cumulative percentage of contracted UDA delivered 2016 & 2017



Month	Adjusted Scheduled Activity (UDA)	
	2016	2017
April	1,019	1,320
May	2,250	2,735
June	3,665	3,918
July	5,989	6,013
August	7,511	7,961
September	9,225	9,340
October	10,718	10,789
November	12,220	12,681
December	14,094	13,796
January	14,945	15,478
February	17,327	17,231
March	18,747	18,892
April	18,996	
May	19,016	
June	19,016	

QUALITY

	Quantity	Base Number	Contract	AT	Region	England
% of FP17s for the same patient ID Re-attending within 3 months - Children	449	2,503	17.9%	12.9%	13.3%	12.3%
% of FP17s for the same patient ID Re-attending within 3 months - Adults	837	5,339	15.7%	17.6%	17.3%	16.7%
% of FP17s for the same patient ID Re-attending between 3 & 9 months - Children	1,571	2,503	62.8%	56.2%	58.9%	57.6%
% of FP17s for the same patient ID Re-attending between 3 & 9 months - Adults	2,865	5,339	53.7%	49.9%	52.2%	50.1%
% of FP17s for Band 1 Urgent Courses	337	7,722	4.4%	10.4%	9.2%	9.1%
% of FP17s Relating to Free Repair or Replacements	50	7,722	0.6%	0.9%	1.0%	0.8%
% of FP17s Relating to Continuations	259	7,722	3.4%	1.3%	1.4%	1.2%
% of Patients satisfied with the dentistry they have received	4	4	N/A	92.1%	93.1%	92.8%
% of Patients satisfied with the time they had to wait for an appointment	3	4	N/A	88.1%	89.5%	88.7%

* This is based on patients treated on this contract for their most recent course of treatment. Figures in italics indicate the base number of FP17s or Patient Questionnaire responses are less than 100. N/A is shown where the base number of responses is less than 10 during the period. % is calculated as Quantity/Base number*100

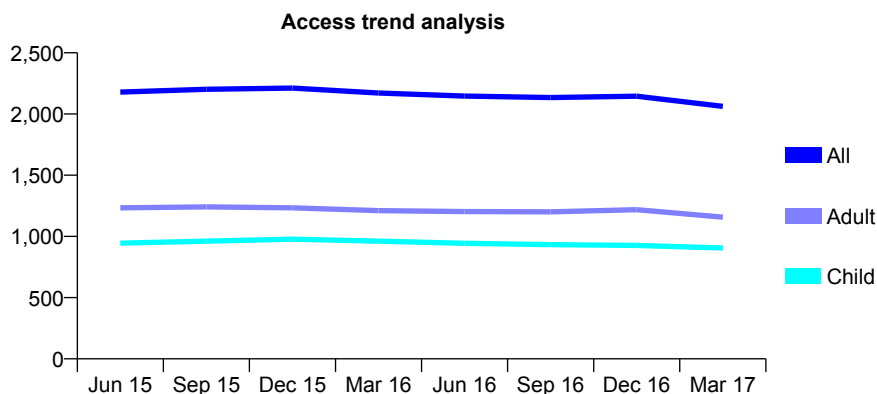
Q46 - Vital Signs At a Glance Contract Report for 101281/0087 - March 2017

Name or company name	OASIS DENTAL CARE LTD
Contract type name	GDS Contract
Purpose of contract	General
Contract start date	01/04/2006
Contract end date	

16/17 Contracted general activity (UDA)	5,197
Carry forward general activity (UDA)	-104
16/17 Contracted orthodontic activity (UOA)	0
Carry forward orthodontic activity (UOA)	0
Baseline contract value	£112,818.68

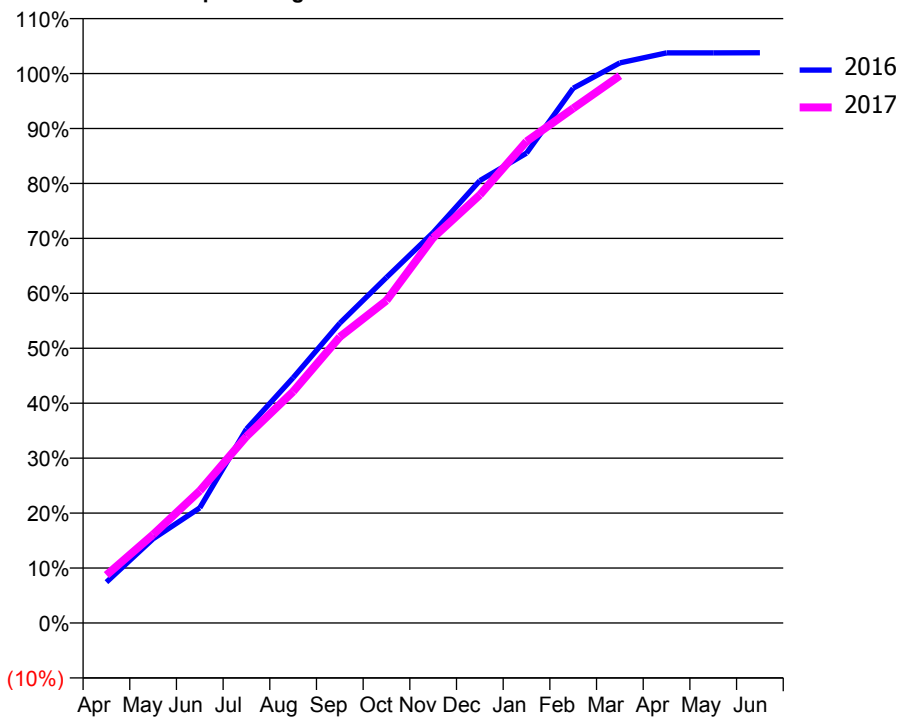
ACCESS*

Patients seen in 24 months	Total	Change since previous quarter
Quarter ending March 2016	2,172	
Quarter ending June 2016	2,147	↓
Quarter ending September 2016	2,134	→
Quarter ending December 2016	2,145	→
Quarter ending March 2017	2,063	↓
Variance since March 2016	(5.0%)	↓



ACTIVITY

Cumulative percentage of contracted UDA delivered 2016 & 2017



Month	Adjusted Scheduled Activity (UDA)	
	2016	2017
April	387	453
May	796	837
June	1,089	1,250
July	1,834	1,764
August	2,320	2,189
September	2,836	2,706
October	3,269	3,050
November	3,693	3,644
December	4,184	4,049
January	4,443	4,555
February	5,058	4,867
March	5,297	5,177
April	5,392	
May	5,392	
June	5,393	

QUALITY

	Quantity	Base Number	Contract	AT	Region	England
% of FP17s for the same patient ID Re-attending within 3 months - Children	101	1,397	7.2%	12.9%	13.3%	12.3%
% of FP17s for the same patient ID Re-attending within 3 months - Adults	337	1,741	19.4%	17.6%	17.3%	16.7%
% of FP17s for the same patient ID Re-attending between 3 & 9 months - Children	948	1,397	67.9%	56.2%	58.9%	57.6%
% of FP17s for the same patient ID Re-attending between 3 & 9 months - Adults	1,007	1,741	57.8%	49.9%	52.2%	50.1%
% of FP17s for Band 1 Urgent Courses	59	3,070	1.9%	10.4%	9.2%	9.1%
% of FP17s Relating to Free Repair or Replacements	20	3,070	0.7%	0.9%	1.0%	0.8%
% of FP17s Relating to Continuations	180	3,070	5.9%	1.3%	1.4%	1.2%
% of Patients satisfied with the dentistry they have received	2	2	N/A	92.1%	93.1%	92.8%
% of Patients satisfied with the time they had to wait for an appointment	2	2	N/A	88.1%	89.5%	88.7%

* This is based on patients treated on this contract for their most recent course of treatment. Figures in italics indicate the base number of FP17s or Patient Questionnaire responses are less than 100. N/A is shown where the base number of responses is less than 10 during the period. % is calculated as Quantity/Base number*100

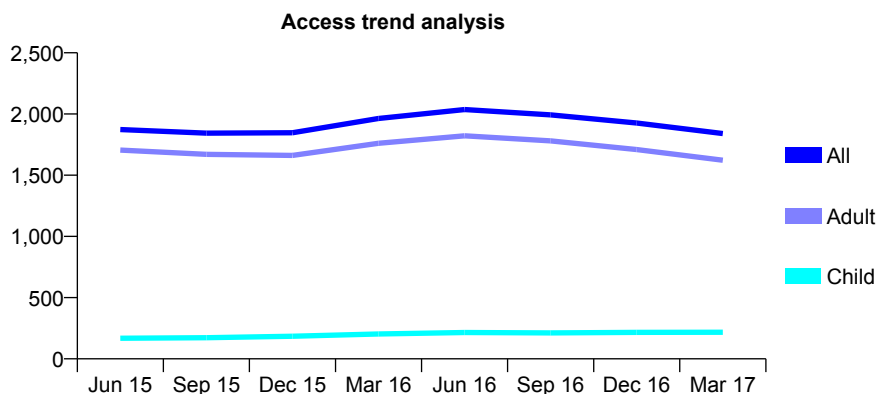
Q46 - Vital Signs At a Glance Contract Report for 101281/0113 - March 2017

Name or company name	OASIS DENTAL CARE LTD
Contract type name	GDS Contract
Purpose of contract	General
Contract start date	01/04/2006
Contract end date	

16/17 Contracted general activity (UDA)	5,042
Carry forward general activity (UDA)	36
16/17 Contracted orthodontic activity (UOA)	0
Carry forward orthodontic activity (UOA)	0
Baseline contract value	£122,039.61

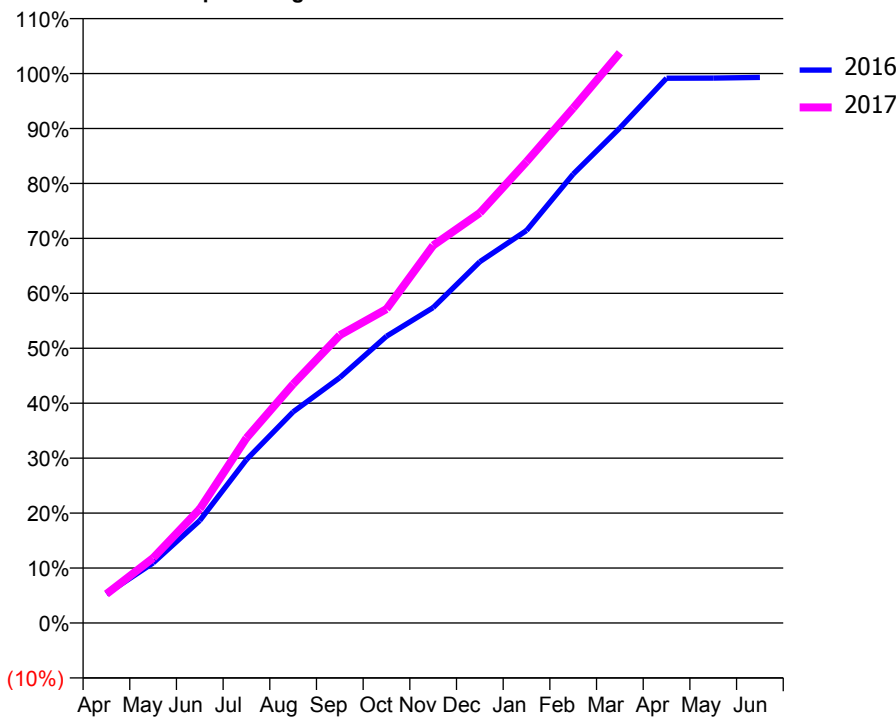
ACCESS*

Patients seen in 24 months	Total	Change since previous quarter
Quarter ending March 2016	1,964	
Quarter ending June 2016	2,037	↑
Quarter ending September 2016	1,993	↓
Quarter ending December 2016	1,926	↓
Quarter ending March 2017	1,840	↓
Variance since March 2016	(6.3%)	↓



ACTIVITY

Cumulative percentage of contracted UDA delivered 2016 & 2017



Month	Adjusted Scheduled Activity (UDA)	
	2016	2017
April	266	266
May	551	596
June	941	1,047
July	1,499	1,697
August	1,937	2,192
September	2,252	2,641
October	2,631	2,881
November	2,895	3,465
December	3,315	3,763
January	3,602	4,232
February	4,119	4,725
March	4,543	5,233
April	4,998	
May	5,000	
June	5,006	

QUALITY

	Quantity	Base Number	Contract	AT	Region	England
% of FP17s for the same patient ID Re-attending within 3 months - Children	24	337	7.1%	12.9%	13.3%	12.3%
% of FP17s for the same patient ID Re-attending within 3 months - Adults	239	2,275	10.5%	17.6%	17.3%	16.7%
% of FP17s for the same patient ID Re-attending between 3 & 9 months - Children	186	337	55.2%	56.2%	58.9%	57.6%
% of FP17s for the same patient ID Re-attending between 3 & 9 months - Adults	1,286	2,275	56.5%	49.9%	52.2%	50.1%
% of FP17s for Band 1 Urgent Courses	120	2,414	5.0%	10.4%	9.2%	9.1%
% of FP17s Relating to Free Repair or Replacements	49	2,414	2.0%	0.9%	1.0%	0.8%
% of FP17s Relating to Continuations	4	2,414	0.2%	1.3%	1.4%	1.2%
% of Patients satisfied with the dentistry they have received	2	2	N/A	92.1%	93.1%	92.8%
% of Patients satisfied with the time they had to wait for an appointment	2	2	N/A	88.1%	89.5%	88.7%

* This is based on patients treated on this contract for their most recent course of treatment. Figures in italics indicate the base number of FP17s or Patient Questionnaire responses are less than 100. N/A is shown where the base number of responses is less than 10 during the period. % is calculated as Quantity/Base number*100

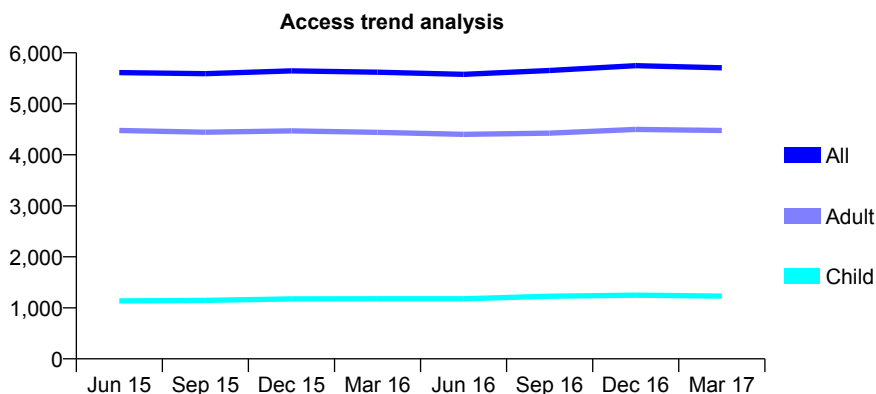
Q46 - Vital Signs At a Glance Contract Report for 101281/0141 - March 2017

Name or company name	OASIS DENTAL CARE LTD
Contract type name	GDS Contract
Purpose of contract	General
Contract start date	01/04/2006
Contract end date	

16/17 Contracted general activity (UDA)	20,662
Carry forward general activity (UDA)	-129
16/17 Contracted orthodontic activity (UOA)	0
Carry forward orthodontic activity (UOA)	0
Baseline contract value	£532,443.77

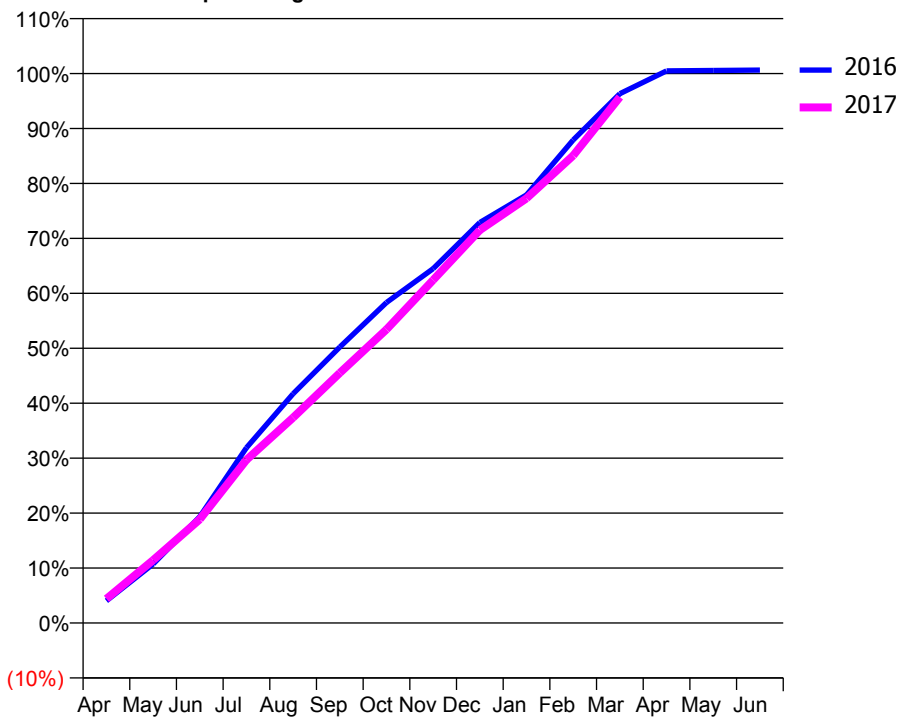
ACCESS*

Patients seen in 24 months	Total	Change since previous quarter
Quarter ending March 2016	5,620	
Quarter ending June 2016	5,578	→
Quarter ending September 2016	5,654	→
Quarter ending December 2016	5,748	→
Quarter ending March 2017	5,707	→
Variance since March 2016	1.5%	→



ACTIVITY

Cumulative percentage of contracted UDA delivered 2016 & 2017



Month	Adjusted Scheduled Activity (UDA)	
	2016	2017
April	834	912
May	2,220	2,364
June	3,999	3,899
July	6,593	6,136
August	8,622	7,723
September	10,375	9,404
October	12,050	11,037
November	13,326	12,896
December	15,061	14,772
January	16,096	15,965
February	18,164	17,574
March	19,905	19,779
April	20,760	
May	20,775	
June	20,791	

QUALITY

	Quantity	Base Number	Contract	AT	Region	England
% of FP17s for the same patient ID Re-attending within 3 months - Children	207	1,977	10.5%	12.9%	13.3%	12.3%
% of FP17s for the same patient ID Re-attending within 3 months - Adults	1,234	6,752	18.3%	17.6%	17.3%	16.7%
% of FP17s for the same patient ID Re-attending between 3 & 9 months - Children	1,074	1,977	54.3%	56.2%	58.9%	57.6%
% of FP17s for the same patient ID Re-attending between 3 & 9 months - Adults	3,082	6,752	45.6%	49.9%	52.2%	50.1%
% of FP17s for Band 1 Urgent Courses	1,216	8,376	14.5%	10.4%	9.2%	9.1%
% of FP17s Relating to Free Repair or Replacements	97	8,376	1.2%	0.9%	1.0%	0.8%
% of FP17s Relating to Continuations	50	8,376	0.6%	1.3%	1.4%	1.2%
% of Patients satisfied with the dentistry they have received	9	11	81.8%	92.1%	93.1%	92.8%
% of Patients satisfied with the time they had to wait for an appointment	7	11	63.6%	88.1%	89.5%	88.7%

* This is based on patients treated on this contract for their most recent course of treatment. Figures in italics indicate the base number of FP17s or Patient Questionnaire responses are less than 100. N/A is shown where the base number of responses is less than 10 during the period. % is calculated as Quantity/Base number*100

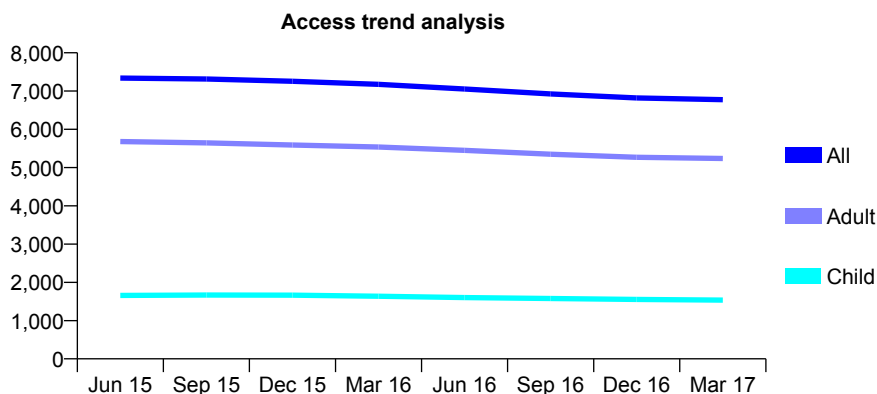
Q46 - Vital Signs At a Glance Contract Report for 101281/0158 - March 2017

Name or company name	OASIS DENTAL CARE LTD
Contract type name	GDS Contract
Purpose of contract	General
Contract start date	23/05/2006
Contract end date	

16/17 Contracted general activity (UDA)	23,000
Carry forward general activity (UDA)	-350
16/17 Contracted orthodontic activity (UOA)	0
Carry forward orthodontic activity (UOA)	0
Baseline contract value	£562,286.84

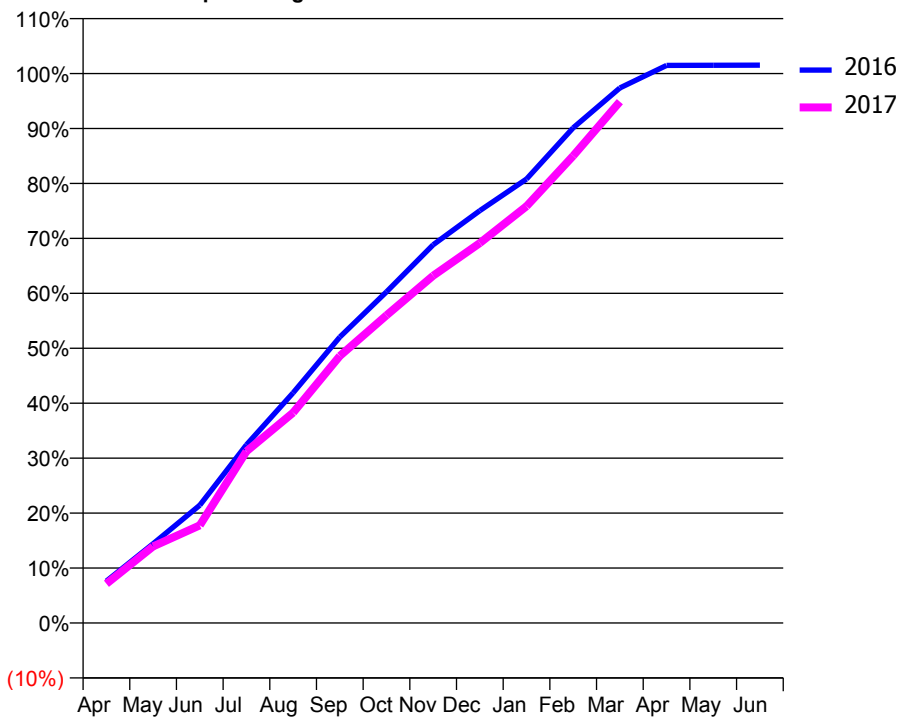
ACCESS*

Patients seen in 24 months	Total	Change since previous quarter
Quarter ending March 2016	7,175	
Quarter ending June 2016	7,052	↓
Quarter ending September 2016	6,926	↓
Quarter ending December 2016	6,821	↓
Quarter ending March 2017	6,773	→
Variance since March 2016	(5.6%)	↓



ACTIVITY

Cumulative percentage of contracted UDA delivered 2016 & 2017



Month	Adjusted Scheduled Activity (UDA)	
	2016	2017
April	1,765	1,643
May	3,339	3,206
June	4,962	4,088
July	7,509	7,185
August	9,702	8,803
September	12,048	11,174
October	13,953	12,877
November	15,936	14,536
December	17,374	15,904
January	18,703	17,444
February	20,860	19,554
March	22,542	21,821
April	23,491	
May	23,499	
June	23,500	

QUALITY

	Quantity	Base Number	Contract	AT	Region	England
% of FP17s for the same patient ID Re-attending within 3 months - Children	329	2,886	11.4%	12.9%	13.3%	12.3%
% of FP17s for the same patient ID Re-attending within 3 months - Adults	1,513	9,019	16.8%	17.6%	17.3%	16.7%
% of FP17s for the same patient ID Re-attending between 3 & 9 months - Children	1,980	2,886	68.6%	56.2%	58.9%	57.6%
% of FP17s for the same patient ID Re-attending between 3 & 9 months - Adults	5,875	9,019	65.1%	49.9%	52.2%	50.1%
% of FP17s for Band 1 Urgent Courses	868	11,421	7.6%	10.4%	9.2%	9.1%
% of FP17s Relating to Free Repair or Replacements	130	11,421	1.1%	0.9%	1.0%	0.8%
% of FP17s Relating to Continuations	119	11,421	1.0%	1.3%	1.4%	1.2%
% of Patients satisfied with the dentistry they have received	7	8	N/A	92.1%	93.1%	92.8%
% of Patients satisfied with the time they had to wait for an appointment	8	8	N/A	88.1%	89.5%	88.7%

* This is based on patients treated on this contract for their most recent course of treatment. Figures in italics indicate the base number of FP17s or Patient Questionnaire responses are less than 100. N/A is shown where the base number of responses is less than 10 during the period. % is calculated as Quantity/Base number*100

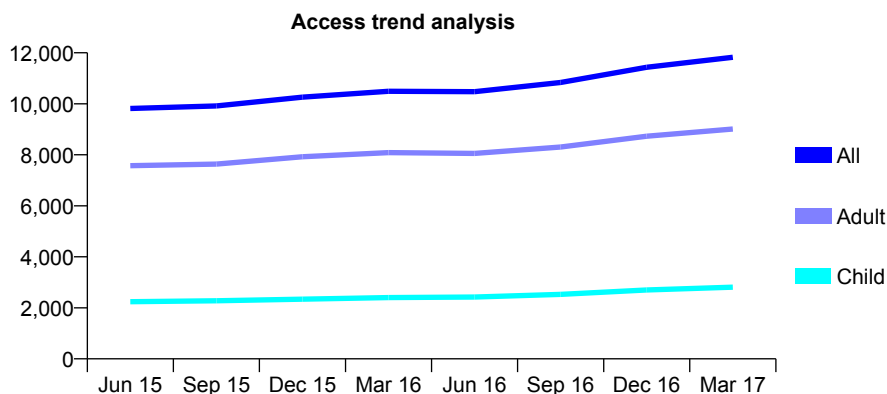
Q46 - Vital Signs At a Glance Contract Report for 101281/0175 - March 2017

Name or company name	OASIS DENTAL CARE LTD
Contract type name	Pilot Contract
Purpose of contract	General
Contract start date	16/11/2007
Contract end date	

16/17 Contracted general activity (UDA)	40,744
Carry forward general activity (UDA)	0
16/17 Contracted orthodontic activity (UOA)	0
Carry forward orthodontic activity (UOA)	0
Baseline contract value	£1,006,978.61

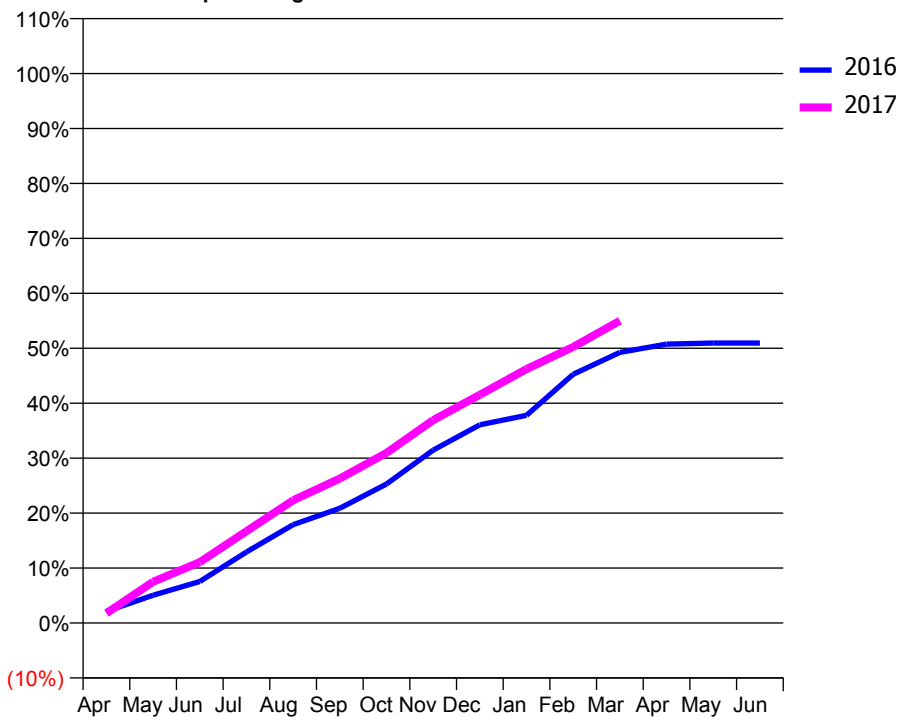
ACCESS*

Patients seen in 24 months	Total	Change since previous quarter
Quarter ending March 2016	10,490	
Quarter ending June 2016	10,477	→
Quarter ending September 2016	10,835	↑
Quarter ending December 2016	11,432	↑
Quarter ending March 2017	11,827	↑
Variance since March 2016	12.7%	↑



ACTIVITY

Cumulative percentage of contracted UDA delivered 2016 & 2017



Month	Adjusted Scheduled Activity (UDA)	
	2016	2017
April	869	724
May	2,060	3,061
June	3,084	4,510
July	5,269	6,804
August	7,297	9,100
September	8,510	10,716
October	10,306	12,615
November	12,816	15,040
December	14,698	16,924
January	15,399	18,833
February	18,448	20,469
March	20,065	22,410
April	20,677	
May	20,756	
June	20,762	

QUALITY

	Quantity	Base Number	Contract	AT	Region	England
% of FP17s for the same patient ID Re-attending within 3 months - Children	132	3,037	4.3%	12.9%	13.3%	12.3%
% of FP17s for the same patient ID Re-attending within 3 months - Adults	678	8,955	7.6%	17.6%	17.3%	16.7%
% of FP17s for the same patient ID Re-attending between 3 & 9 months - Children	1,077	3,037	35.5%	56.2%	58.9%	57.6%
% of FP17s for the same patient ID Re-attending between 3 & 9 months - Adults	3,218	8,955	35.9%	49.9%	52.2%	50.1%
% of FP17s for Band 1 Urgent Courses	1,166	11,495	10.1%	10.4%	9.2%	9.1%
% of FP17s Relating to Free Repair or Replacements	19	11,495	0.2%	0.9%	1.0%	0.8%
% of FP17s Relating to Continuations	84	11,495	0.7%	1.3%	1.4%	1.2%
% of Patients satisfied with the dentistry they have received	19	19	100.0%	92.1%	93.1%	92.8%
% of Patients satisfied with the time they had to wait for an appointment	14	19	73.7%	88.1%	89.5%	88.7%

* This is based on patients treated on this contract for their most recent course of treatment. Figures in italics indicate the base number of FP17s or Patient Questionnaire responses are less than 100. N/A is shown where the base number of responses is less than 10 during the period. % is calculated as Quantity/Base number*100

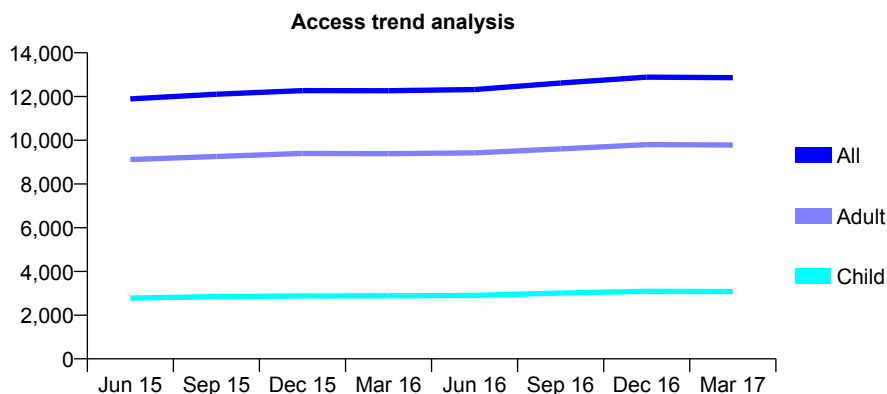
Q46 - Vital Signs At a Glance Contract Report for 101370/0046 - March 2017

Name or company name	Petrie Tucker and Partners Ltd
Contract type name	GDS Contract
Purpose of contract	General
Contract start date	01/04/2006
Contract end date	

16/17 Contracted general activity (UDA)	39,791
Carry forward general activity (UDA)	0
16/17 Contracted orthodontic activity (UOA)	0
Carry forward orthodontic activity (UOA)	0
Baseline contract value	£1,153,097.09

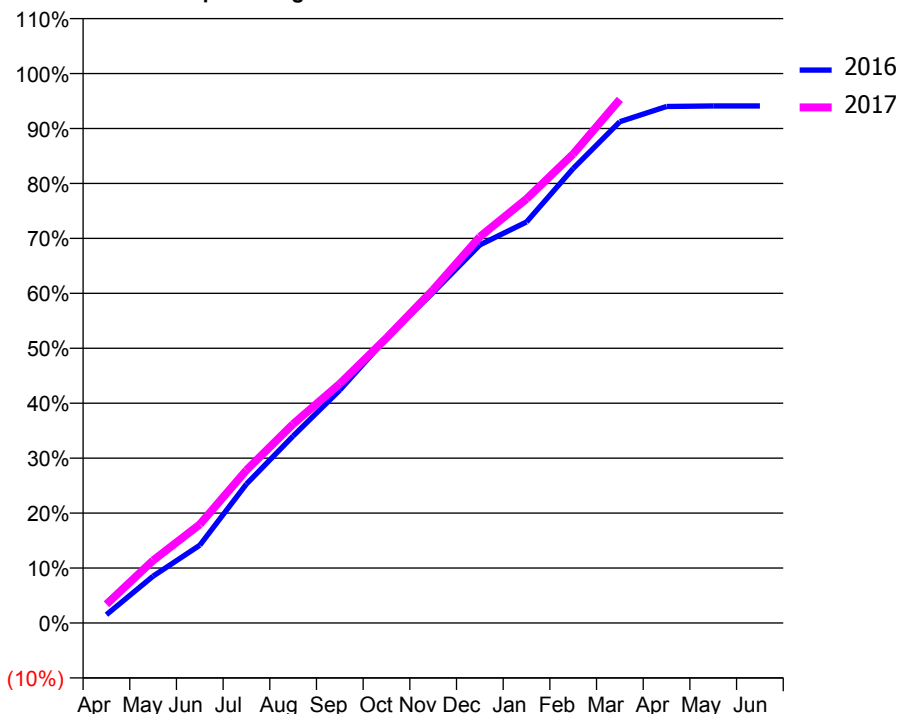
ACCESS*

Patients seen in 24 months	Total	Change since previous quarter
Quarter ending March 2016	12,266	
Quarter ending June 2016	12,321	→
Quarter ending September 2016	12,616	↑
Quarter ending December 2016	12,887	↑
Quarter ending March 2017	12,862	→
Variance since March 2016	4.9%	↑



ACTIVITY

Cumulative percentage of contracted UDA delivered 2016 & 2017



Month	Adjusted Scheduled Activity (UDA)	
	2016	2017
April	600	1,358
May	3,395	4,529
June	5,632	7,144
July	10,070	11,069
August	13,547	14,414
September	16,867	17,326
October	20,625	20,635
November	23,937	24,139
December	27,377	27,966
January	29,040	30,712
February	32,908	33,970
March	36,299	37,917
April	37,403	
May	37,440	
June	37,443	

QUALITY

	Quantity	Base Number	Contract	AT	Region	England
% of FP17s for the same patient ID Re-attending within 3 months - Children	442	4,518	9.8%	12.9%	13.3%	12.3%
% of FP17s for the same patient ID Re-attending within 3 months - Adults	2,219	13,527	16.4%	17.6%	17.3%	16.7%
% of FP17s for the same patient ID Re-attending between 3 & 9 months - Children	2,418	4,518	53.5%	56.2%	58.9%	57.6%
% of FP17s for the same patient ID Re-attending between 3 & 9 months - Adults	6,990	13,527	51.7%	49.9%	52.2%	50.1%
% of FP17s for Band 1 Urgent Courses	1,598	17,568	9.1%	10.4%	9.2%	9.1%
% of FP17s Relating to Free Repair or Replacements	143	17,568	0.8%	0.9%	1.0%	0.8%
% of FP17s Relating to Continuations	439	17,568	2.5%	1.3%	1.4%	1.2%
% of Patients satisfied with the dentistry they have received	17	18	94.4%	92.1%	93.1%	92.8%
% of Patients satisfied with the time they had to wait for an appointment	15	18	83.3%	88.1%	89.5%	88.7%

* This is based on patients treated on this contract for their most recent course of treatment. Figures in italics indicate the base number of FP17s or Patient Questionnaire responses are less than 100. N/A is shown where the base number of responses is less than 10 during the period. % is calculated as Quantity/Base number*100

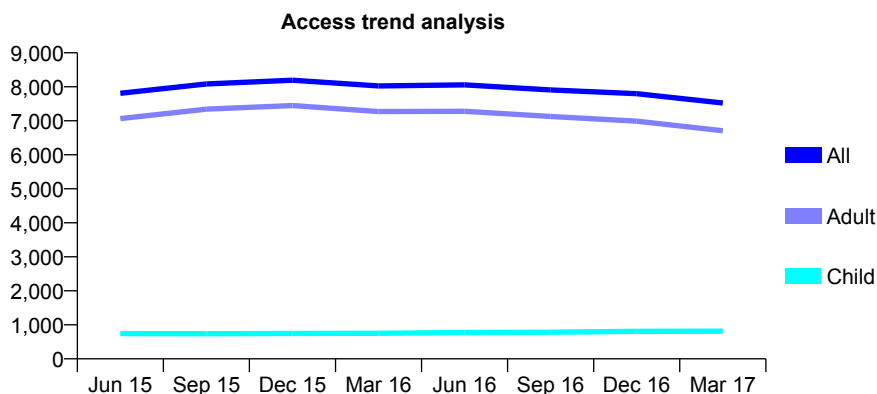
Q46 - Vital Signs At a Glance Contract Report for 101370/0049 - March 2017

Name or company name	Petrie Tucker and Partners Ltd
Contract type name	GDS Contract
Purpose of contract	General
Contract start date	01/04/2006
Contract end date	

16/17 Contracted general activity (UDA)	18,813
Carry forward general activity (UDA)	39
16/17 Contracted orthodontic activity (UOA)	0
Carry forward orthodontic activity (UOA)	0
Baseline contract value	£512,635.13

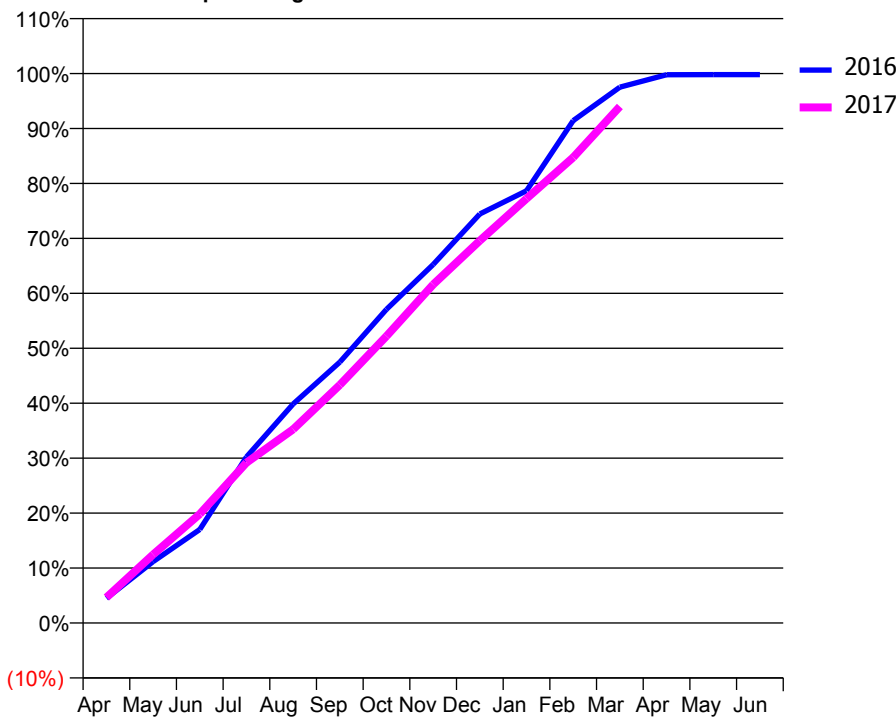
ACCESS*

Patients seen in 24 months	Total	Change since previous quarter
Quarter ending March 2016	8,024	
Quarter ending June 2016	8,055	→
Quarter ending September 2016	7,907	↓
Quarter ending December 2016	7,798	↓
Quarter ending March 2017	7,522	↓
Variance since March 2016	(6.3%)	↓



ACTIVITY

Cumulative percentage of contracted UDA delivered 2016 & 2017



Month	Adjusted Scheduled Activity (UDA)	
	2016	2017
April	849	873
May	2,102	2,343
June	3,202	3,730
July	5,685	5,489
August	7,500	6,633
September	8,933	8,150
October	10,739	9,822
November	12,276	11,590
December	14,002	13,090
January	14,797	14,531
February	17,198	15,941
March	18,344	17,682
April	18,771	
May	18,774	
June	18,774	

QUALITY

	Quantity	Base Number	Contract	AT	Region	England
% of FP17s for the same patient ID Re-attending within 3 months - Children	93	1,070	8.7%	12.9%	13.3%	12.3%
% of FP17s for the same patient ID Re-attending within 3 months - Adults	744	6,720	11.1%	17.6%	17.3%	16.7%
% of FP17s for the same patient ID Re-attending between 3 & 9 months - Children	480	1,070	44.9%	56.2%	58.9%	57.6%
% of FP17s for the same patient ID Re-attending between 3 & 9 months - Adults	2,451	6,720	36.5%	49.9%	52.2%	50.1%
% of FP17s for Band 1 Urgent Courses	333	7,587	4.4%	10.4%	9.2%	9.1%
% of FP17s Relating to Free Repair or Replacements	58	7,587	0.8%	0.9%	1.0%	0.8%
% of FP17s Relating to Continuations	162	7,587	2.1%	1.3%	1.4%	1.2%
% of Patients satisfied with the dentistry they have received	12	13	92.3%	92.1%	93.1%	92.8%
% of Patients satisfied with the time they had to wait for an appointment	10	13	76.9%	88.1%	89.5%	88.7%

* This is based on patients treated on this contract for their most recent course of treatment. Figures in italics indicate the base number of FP17s or Patient Questionnaire responses are less than 100. N/A is shown where the base number of responses is less than 10 during the period. % is calculated as Quantity/Base number*100

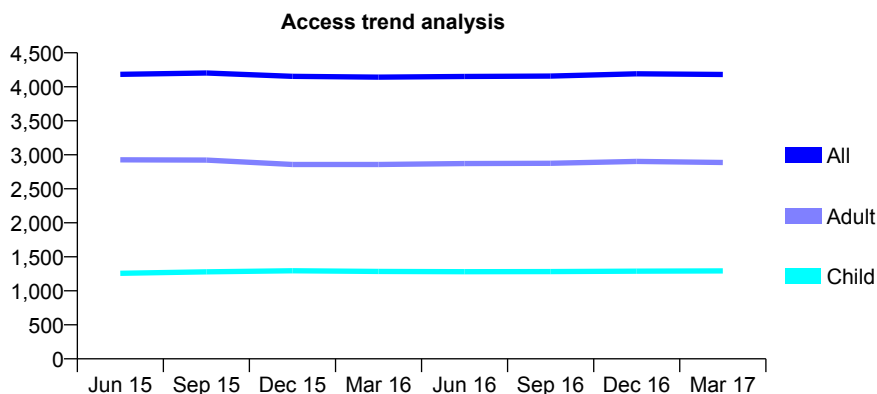
Q46 - Vital Signs At a Glance Contract Report for 101370/0054 - March 2017

Name or company name	Petrie Tucker and Partners Ltd
Contract type name	GDS Contract
Purpose of contract	General
Contract start date	01/04/2006
Contract end date	

16/17 Contracted general activity (UDA)	12,205
Carry forward general activity (UDA)	-65
16/17 Contracted orthodontic activity (UOA)	0
Carry forward orthodontic activity (UOA)	0
Baseline contract value	£339,219.34

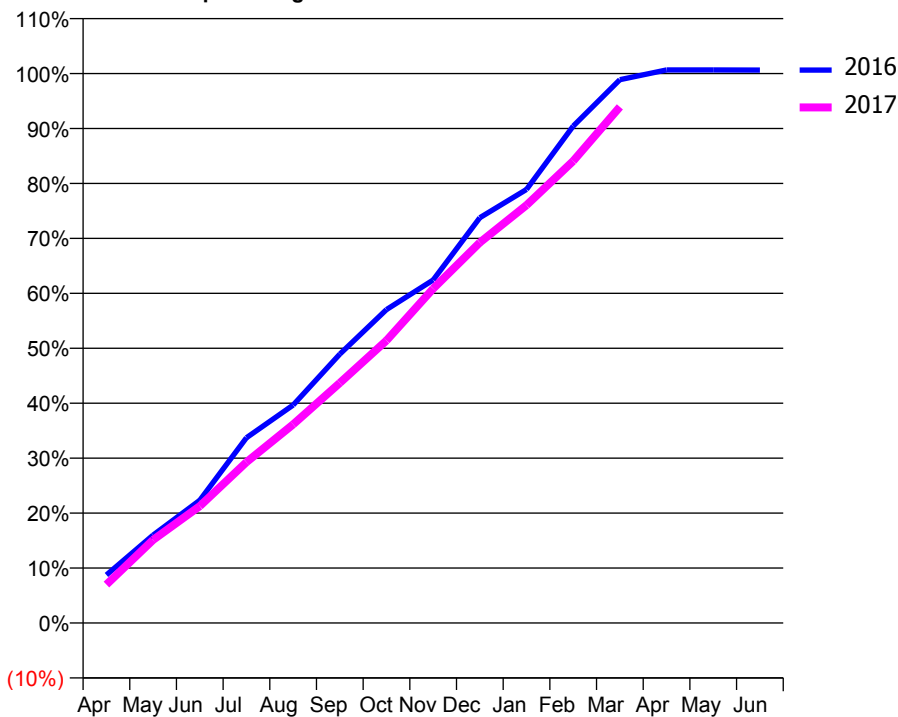
ACCESS*

Patients seen in 24 months	Total	Change since previous quarter
Quarter ending March 2016	4,142	
Quarter ending June 2016	4,152	→
Quarter ending September 2016	4,158	→
Quarter ending December 2016	4,191	→
Quarter ending March 2017	4,182	→
Variance since March 2016	1.0%	→



ACTIVITY

Cumulative percentage of contracted UDA delivered 2016 & 2017



Month	Adjusted Scheduled Activity (UDA)	
	2016	2017
April	1,069	855
May	1,953	1,846
June	2,726	2,596
July	4,116	3,574
August	4,840	4,411
September	5,972	5,333
October	6,961	6,276
November	7,620	7,426
December	9,001	8,453
January	9,631	9,280
February	11,036	10,262
March	12,068	11,463
April	12,285	
May	12,285	
June	12,282	

QUALITY

	Quantity	Base Number	Contract	AT	Region	England
% of FP17s for the same patient ID Re-attending within 3 months - Children	203	1,868	10.9%	12.9%	13.3%	12.3%
% of FP17s for the same patient ID Re-attending within 3 months - Adults	701	3,917	17.9%	17.6%	17.3%	16.7%
% of FP17s for the same patient ID Re-attending between 3 & 9 months - Children	1,001	1,868	53.6%	56.2%	58.9%	57.6%
% of FP17s for the same patient ID Re-attending between 3 & 9 months - Adults	1,758	3,917	44.9%	49.9%	52.2%	50.1%
% of FP17s for Band 1 Urgent Courses	510	5,693	9.0%	10.4%	9.2%	9.1%
% of FP17s Relating to Free Repair or Replacements	29	5,693	0.5%	0.9%	1.0%	0.8%
% of FP17s Relating to Continuations	212	5,693	3.7%	1.3%	1.4%	1.2%
% of Patients satisfied with the dentistry they have received	5	6	N/A	92.1%	93.1%	92.8%
% of Patients satisfied with the time they had to wait for an appointment	6	6	N/A	88.1%	89.5%	88.7%

* This is based on patients treated on this contract for their most recent course of treatment. Figures in italics indicate the base number of FP17s or Patient Questionnaire responses are less than 100. N/A is shown where the base number of responses is less than 10 during the period. % is calculated as Quantity/Base number*100

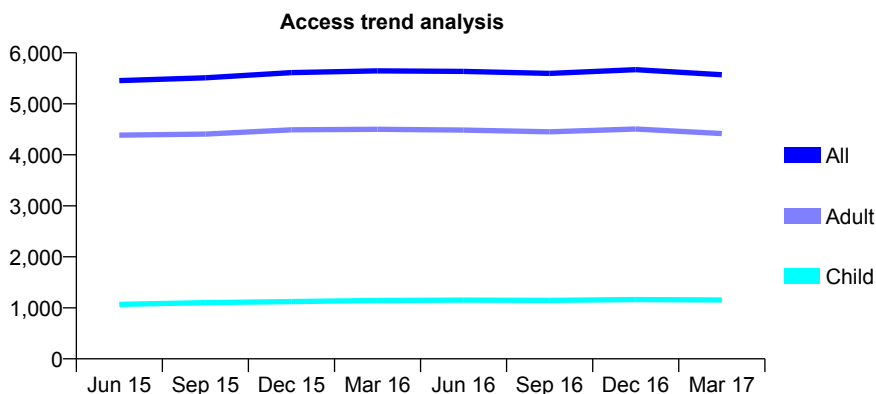
Q46 - Vital Signs At a Glance Contract Report for 101370/0110 - March 2017

Name or company name	Petrie Tucker and Partners Ltd
Contract type name	GDS Contract
Purpose of contract	General
Contract start date	01/11/2008
Contract end date	

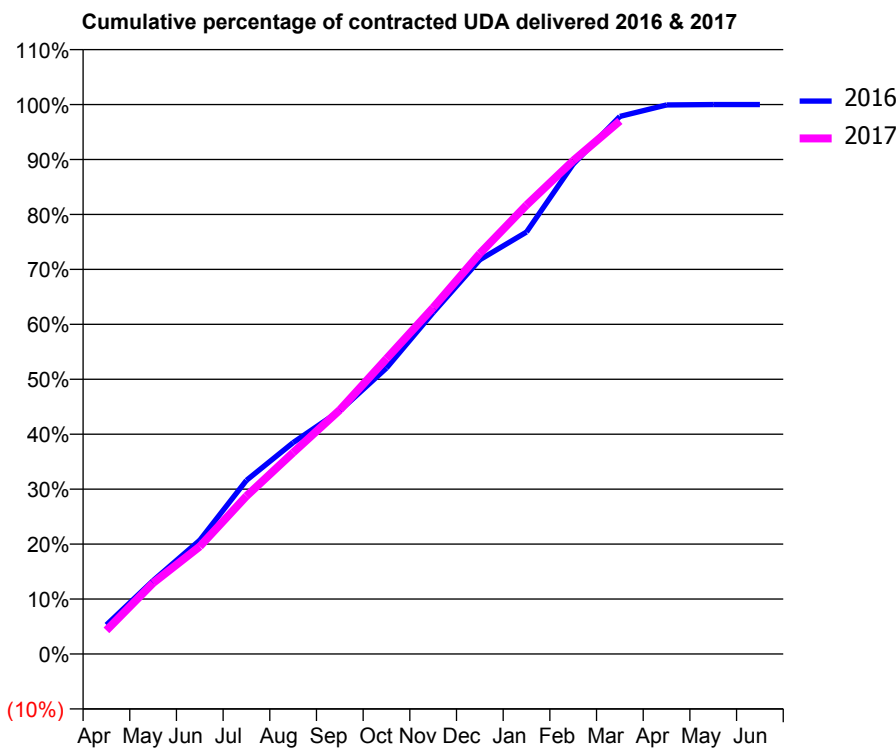
16/17 Contracted general activity (UDA)	16,622
Carry forward general activity (UDA)	2
16/17 Contracted orthodontic activity (UOA)	0
Carry forward orthodontic activity (UOA)	0
Baseline contract value	£488,849.90

ACCESS*

Patients seen in 24 months	Total	Change since previous quarter
Quarter ending March 2016	5,645	
Quarter ending June 2016	5,636	→
Quarter ending September 2016	5,596	→
Quarter ending December 2016	5,670	→
Quarter ending March 2017	5,571	↓
Variance since March 2016	(1.3%)	↓



ACTIVITY



Month	Adjusted Scheduled Activity (UDA)	
	2016	2017
April	881	717
May	2,221	2,150
June	3,441	3,252
July	5,255	4,779
August	6,397	6,093
September	7,359	7,385
October	8,648	8,934
November	10,330	10,478
December	11,925	12,116
January	12,764	13,581
February	14,816	14,921
March	16,264	16,123
April	16,609	
May	16,619	
June	16,620	

QUALITY

	Quantity	Base Number	Contract	AT	Region	England
% of FP17s for the same patient ID Re-attending within 3 months - Children	106	1,610	6.6%	12.9%	13.3%	12.3%
% of FP17s for the same patient ID Re-attending within 3 months - Adults	691	6,066	11.4%	17.6%	17.3%	16.7%
% of FP17s for the same patient ID Re-attending between 3 & 9 months - Children	899	1,610	55.8%	56.2%	58.9%	57.6%
% of FP17s for the same patient ID Re-attending between 3 & 9 months - Adults	3,307	6,066	54.5%	49.9%	52.2%	50.1%
% of FP17s for Band 1 Urgent Courses	396	7,501	5.3%	10.4%	9.2%	9.1%
% of FP17s Relating to Free Repair or Replacements	80	7,501	1.1%	0.9%	1.0%	0.8%
% of FP17s Relating to Continuations	145	7,501	1.9%	1.3%	1.4%	1.2%
% of Patients satisfied with the dentistry they have received	5	5	N/A	92.1%	93.1%	92.8%
% of Patients satisfied with the time they had to wait for an appointment	5	5	N/A	88.1%	89.5%	88.7%

* This is based on patients treated on this contract for their most recent course of treatment. Figures in italics indicate the base number of FP17s or Patient Questionnaire responses are less than 100. N/A is shown where the base number of responses is less than 10 during the period. % is calculated as Quantity/Base number*100

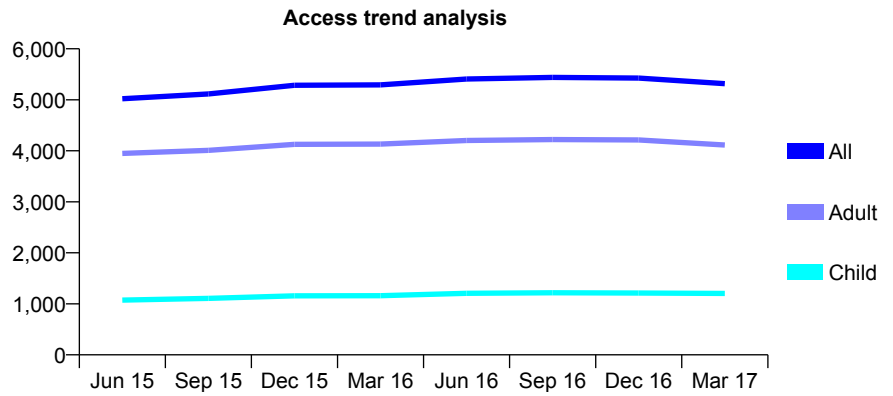
Q46 - Vital Signs At a Glance Contract Report for 101435/0141 - March 2017

Name or company name	IDH Limited
Contract type name	GDS Contract
Purpose of contract	General
Contract start date	01/01/2011
Contract end date	

16/17 Contracted general activity (UDA)	22,869
Carry forward general activity (UDA)	-112
16/17 Contracted orthodontic activity (UOA)	0
Carry forward orthodontic activity (UOA)	0
Baseline contract value	£631,109.03

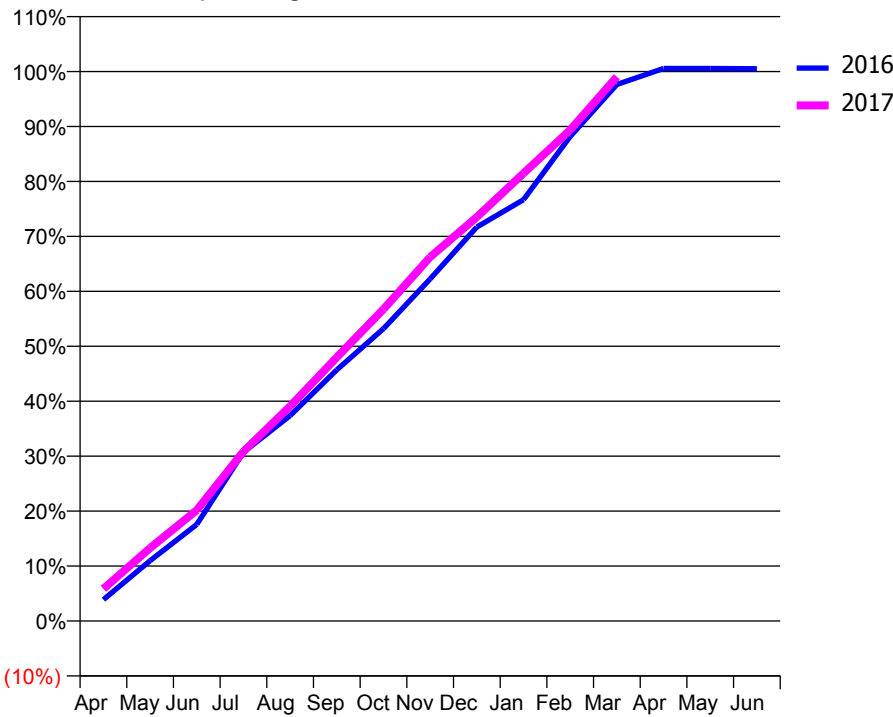
ACCESS*

Patients seen in 24 months	Total	Change since previous quarter
Quarter ending March 2016	5,292	
Quarter ending June 2016	5,409	↑
Quarter ending September 2016	5,438	→
Quarter ending December 2016	5,425	→
Quarter ending March 2017	5,317	↓
Variance since March 2016	0.5%	→



ACTIVITY

Cumulative percentage of contracted UDA delivered 2016 & 2017



Month	Adjusted Scheduled Activity (UDA)	
	2016	2017
April	891	1,339
May	2,513	3,037
June	4,020	4,615
July	7,024	7,054
August	8,550	8,937
September	10,452	10,977
October	12,165	12,980
November	14,235	15,146
December	16,397	16,812
January	17,532	18,632
February	20,164	20,436
March	22,326	22,648
April	22,997	
May	22,997	
June	22,981	

QUALITY

	Quantity	Base Number	Contract	AT	Region	England
% of FP17s for the same patient ID Re-attending within 3 months - Children	170	1,840	9.2%	12.9%	13.3%	12.3%
% of FP17s for the same patient ID Re-attending within 3 months - Adults	1,091	6,677	16.3%	17.6%	17.3%	16.7%
% of FP17s for the same patient ID Re-attending between 3 & 9 months - Children	1,031	1,840	56.0%	56.2%	58.9%	57.6%
% of FP17s for the same patient ID Re-attending between 3 & 9 months - Adults	3,978	6,677	59.6%	49.9%	52.2%	50.1%
% of FP17s for Band 1 Urgent Courses	635	8,265	7.7%	10.4%	9.2%	9.1%
% of FP17s Relating to Free Repair or Replacements	98	8,265	1.2%	0.9%	1.0%	0.8%
% of FP17s Relating to Continuations	179	8,265	2.2%	1.3%	1.4%	1.2%
% of Patients satisfied with the dentistry they have received	4	6	N/A	92.1%	93.1%	92.8%
% of Patients satisfied with the time they had to wait for an appointment	6	6	N/A	88.1%	89.5%	88.7%

* This is based on patients treated on this contract for their most recent course of treatment. Figures in italics indicate the base number of FP17s or Patient Questionnaire responses are less than 100. N/A is shown where the base number of responses is less than 10 during the period. % is calculated as Quantity/Base number*100

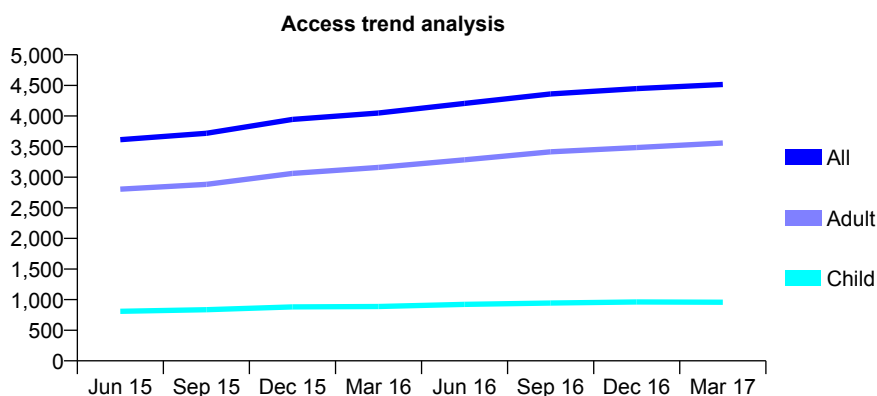
Q46 - Vital Signs At a Glance Contract Report for 101516/0001 - March 2017

Name or company name	The Crab Tree Lane and Church Street De
Contract type name	GDS Contract
Purpose of contract	General
Contract start date	03/12/2012
Contract end date	

16/17 Contracted general activity (UDA)	13,261
Carry forward general activity (UDA)	-123
16/17 Contracted orthodontic activity (UOA)	0
Carry forward orthodontic activity (UOA)	0
Baseline contract value	£384,601.27

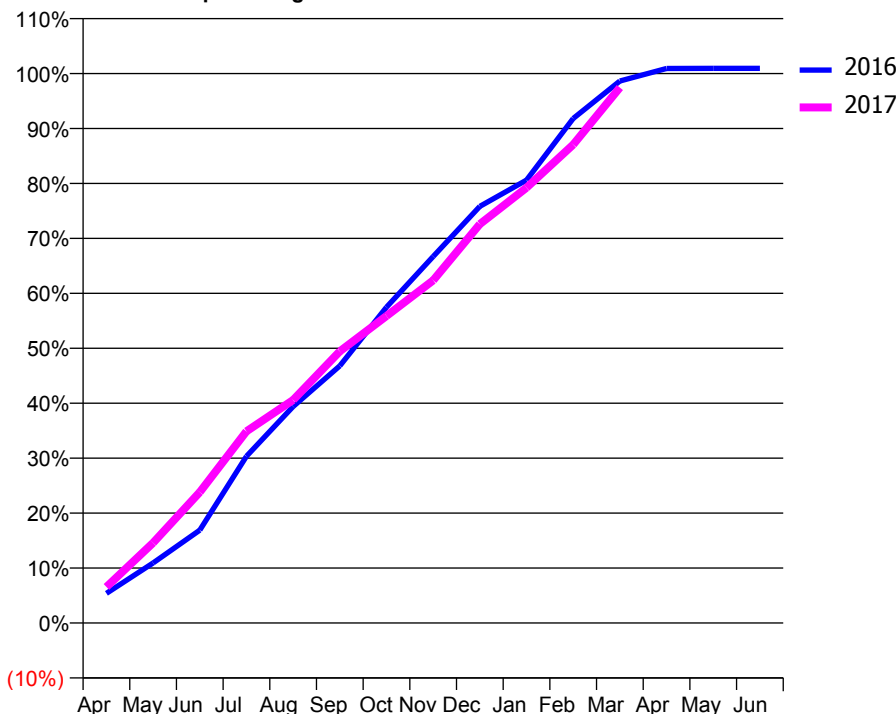
ACCESS*

Patients seen in 24 months	Total	Change since previous quarter
Quarter ending March 2016	4,049	
Quarter ending June 2016	4,206	↑
Quarter ending September 2016	4,361	↑
Quarter ending December 2016	4,447	→
Quarter ending March 2017	4,516	→
Variance since March 2016	11.5%	↑



ACTIVITY

Cumulative percentage of contracted UDA delivered 2016 & 2017



Month	Adjusted Scheduled Activity (UDA)	
	2016	2017
April	717	871
May	1,450	1,935
June	2,240	3,160
July	4,023	4,625
August	5,223	5,382
September	6,205	6,556
October	7,621	7,411
November	8,844	8,268
December	10,054	9,626
January	10,689	10,507
February	12,176	11,544
March	13,078	12,924
April	13,381	
May	13,384	
June	13,384	

QUALITY

	Quantity	Base Number	Contract	AT	Region	England
% of FP17s for the same patient ID Re-attending within 3 months - Children	121	1,553	7.8%	12.9%	13.3%	12.3%
% of FP17s for the same patient ID Re-attending within 3 months - Adults	700	5,088	13.8%	17.6%	17.3%	16.7%
% of FP17s for the same patient ID Re-attending between 3 & 9 months - Children	1,006	1,553	64.8%	56.2%	58.9%	57.6%
% of FP17s for the same patient ID Re-attending between 3 & 9 months - Adults	2,856	5,088	56.1%	49.9%	52.2%	50.1%
% of FP17s for Band 1 Urgent Courses	543	6,484	8.4%	10.4%	9.2%	9.1%
% of FP17s Relating to Free Repair or Replacements	79	6,484	1.2%	0.9%	1.0%	0.8%
% of FP17s Relating to Continuations	113	6,484	1.7%	1.3%	1.4%	1.2%
% of Patients satisfied with the dentistry they have received	5	5	N/A	92.1%	93.1%	92.8%
% of Patients satisfied with the time they had to wait for an appointment	4	5	N/A	88.1%	89.5%	88.7%

* This is based on patients treated on this contract for their most recent course of treatment. Figures in italics indicate the base number of FP17s or Patient Questionnaire responses are less than 100. N/A is shown where the base number of responses is less than 10 during the period. % is calculated as Quantity/Base number*100

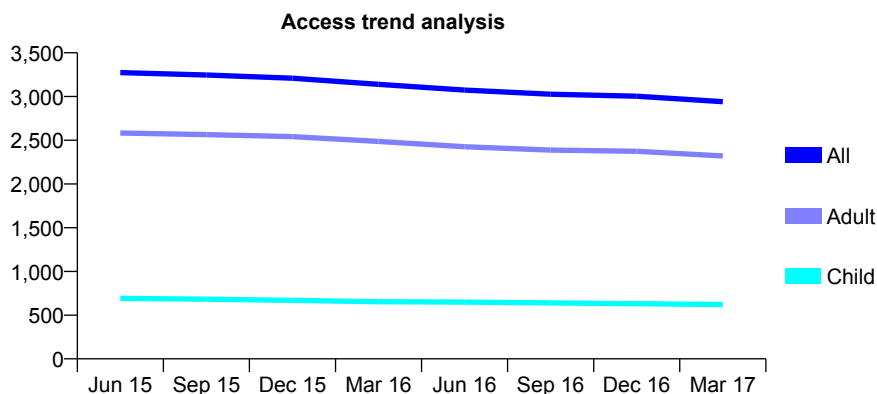
Q46 - Vital Signs At a Glance Contract Report for 101516/0002 - March 2017

Name or company name	The Crab Tree Lane and Church Street De
Contract type name	GDS Contract
Purpose of contract	General
Contract start date	03/12/2012
Contract end date	

16/17 Contracted general activity (UDA)	11,024
Carry forward general activity (UDA)	-168
16/17 Contracted orthodontic activity (UOA)	0
Carry forward orthodontic activity (UOA)	0
Baseline contract value	£356,687.11

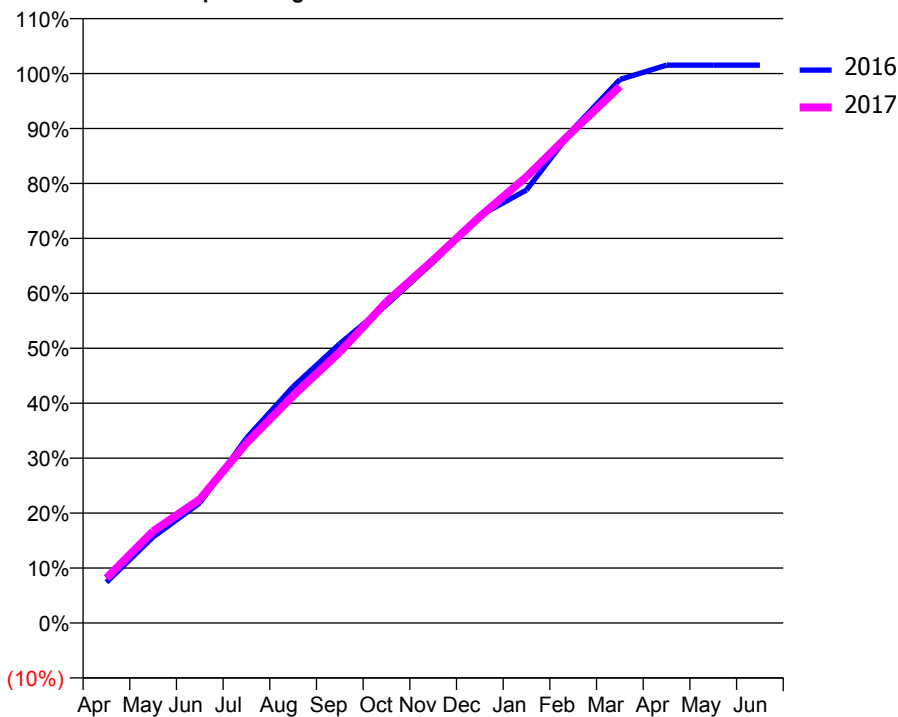
ACCESS*

Patients seen in 24 months	Total	Change since previous quarter
Quarter ending March 2016	3,140	
Quarter ending June 2016	3,074	↓
Quarter ending September 2016	3,027	↓
Quarter ending December 2016	3,004	→
Quarter ending March 2017	2,941	↓
Variance since March 2016	(6.3%)	↓



ACTIVITY

Cumulative percentage of contracted UDA delivered 2016 & 2017



Adjusted Scheduled Activity (UDA)

Month	2016	2017
April	817	900
May	1,727	1,842
June	2,408	2,481
July	3,709	3,610
August	4,741	4,559
September	5,604	5,437
October	6,384	6,444
November	7,241	7,281
December	8,172	8,152
January	8,689	8,953
February	9,910	9,875
March	10,903	10,763
April	11,192	
May	11,192	
June	11,192	

QUALITY

	Quantity	Base Number	Contract	AT	Region	England
% of FP17s for the same patient ID Re-attending within 3 months - Children	142	1,026	13.8%	12.9%	13.3%	12.3%
% of FP17s for the same patient ID Re-attending within 3 months - Adults	870	3,628	24.0%	17.6%	17.3%	16.7%
% of FP17s for the same patient ID Re-attending between 3 & 9 months - Children	528	1,026	51.5%	56.2%	58.9%	57.6%
% of FP17s for the same patient ID Re-attending between 3 & 9 months - Adults	1,724	3,628	47.5%	49.9%	52.2%	50.1%
% of FP17s for Band 1 Urgent Courses	510	4,548	11.2%	10.4%	9.2%	9.1%
% of FP17s Relating to Free Repair or Replacements	153	4,548	3.4%	0.9%	1.0%	0.8%
% of FP17s Relating to Continuations	125	4,548	2.7%	1.3%	1.4%	1.2%
% of Patients satisfied with the dentistry they have received	3	3	N/A	92.1%	93.1%	92.8%
% of Patients satisfied with the time they had to wait for an appointment	3	3	N/A	88.1%	89.5%	88.7%

* This is based on patients treated on this contract for their most recent course of treatment. Figures in italics indicate the base number of FP17s or Patient Questionnaire responses are less than 100. N/A is shown where the base number of responses is less than 10 during the period. % is calculated as Quantity/Base number*100

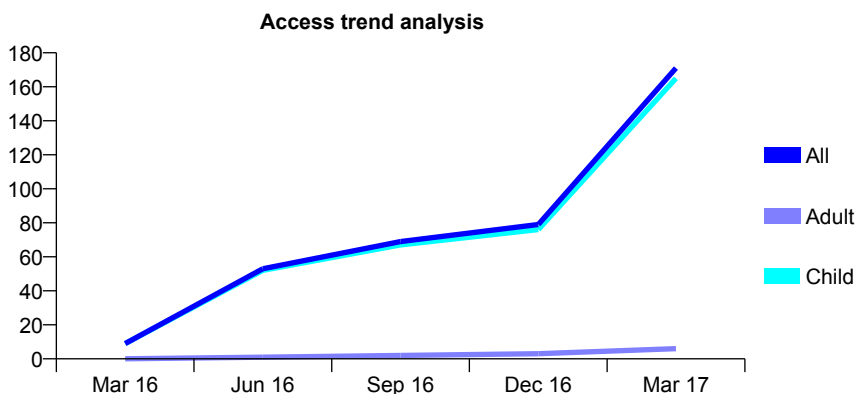
Q46 - Vital Signs At a Glance Contract Report for 102792/0001 - March 2017

Name or company name	Ravat & Ray Dental Care (Farnworth)
Contract type name	GDS Contract
Purpose of contract	General
Contract start date	01/02/2016
Contract end date	

16/17 Contracted general activity (UDA)	444
Carry forward general activity (UDA)	0
16/17 Contracted orthodontic activity (UOA)	0
Carry forward orthodontic activity (UOA)	0
Baseline contract value	£11,013.89

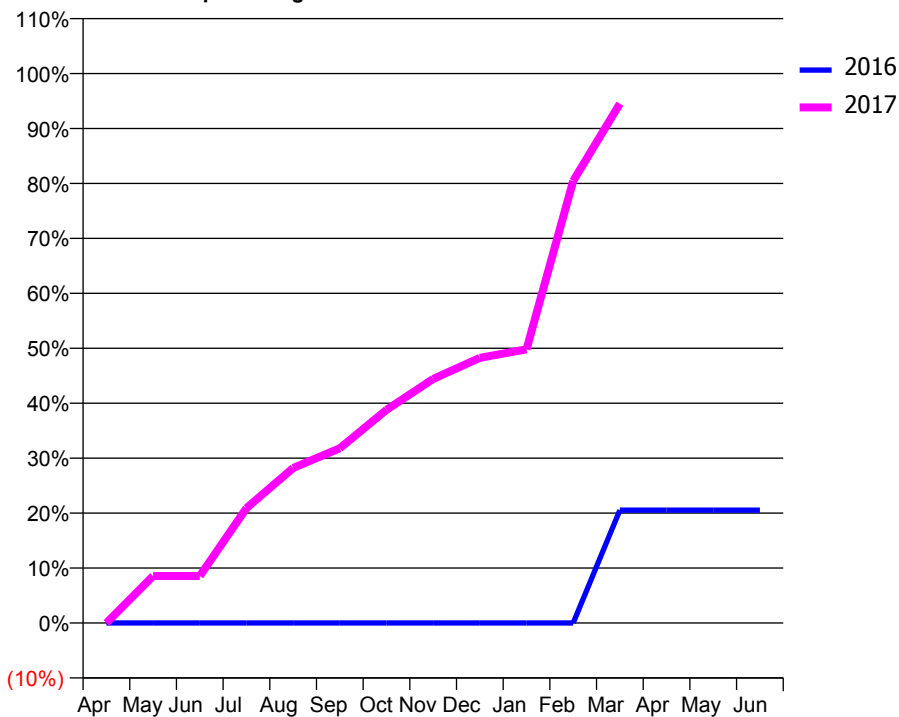
ACCESS*

Patients seen in 24 months	Total	Change since previous quarter
Quarter ending March 2016	9	
Quarter ending June 2016	53	↑
Quarter ending September 2016	69	↑
Quarter ending December 2016	79	↑
Quarter ending March 2017	171	↑
Variance since March 2016	1800.0%	↑



ACTIVITY

Cumulative percentage of contracted UDA delivered 2016 & 2017



Month	Adjusted Scheduled Activity (UDA)	
	2016	2017
April	0	0
May	0	38
June	0	38
July	0	93
August	0	125
September	0	141
October	0	172
November	0	197
December	0	214
January	0	221
February	0	357
March	15	420
April	15	
May	15	
June	15	

QUALITY

	Quantity	Base Number	Contract	AT	Region	England
% of FP17s for the same patient ID Re-attending within 3 months - Children	29	259	11.2%	12.9%	13.3%	12.3%
% of FP17s for the same patient ID Re-attending within 3 months - Adults	0	1	0.0%	17.6%	17.3%	16.7%
% of FP17s for the same patient ID Re-attending between 3 & 9 months - Children	47	259	18.1%	56.2%	58.9%	57.6%
% of FP17s for the same patient ID Re-attending between 3 & 9 months - Adults	0	1	0.0%	49.9%	52.2%	50.1%
% of FP17s for Band 1 Urgent Courses	13	260	5.0%	10.4%	9.2%	9.1%
% of FP17s Relating to Free Repair or Replacements	0	260	0.0%	0.9%	1.0%	0.8%
% of FP17s Relating to Continuations	0	260	0.0%	1.3%	1.4%	1.2%
% of Patients satisfied with the dentistry they have received	0	0	N/A	92.1%	93.1%	92.8%
% of Patients satisfied with the time they had to wait for an appointment	0	0	N/A	88.1%	89.5%	88.7%

* This is based on patients treated on this contract for their most recent course of treatment. Figures in italics indicate the base number of FP17s or Patient Questionnaire responses are less than 100. N/A is shown where the base number of responses is less than 10 during the period. % is calculated as Quantity/Base number*100

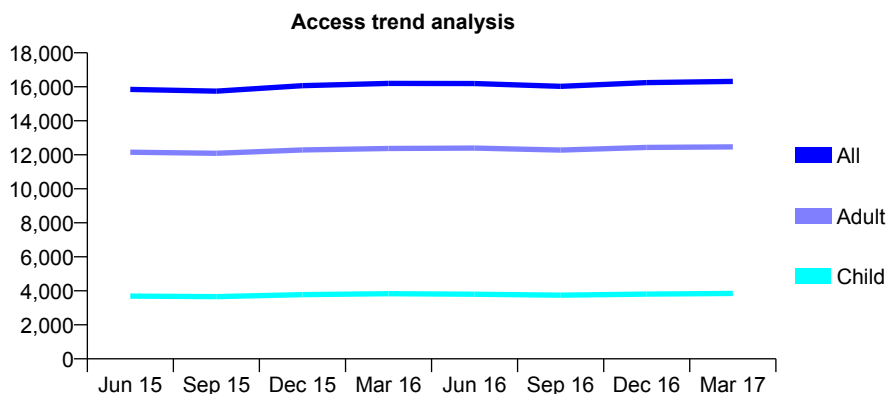
Q46 - Vital Signs At a Glance Contract Report for 102903/0001 - March 2017

Name or company name	Fogg, Whittingham & Casserley
Contract type name	GDS Contract
Purpose of contract	General and Orthodontic
Contract start date	01/04/2006
Contract end date	

16/17 Contracted general activity (UDA)	39,616
Carry forward general activity (UDA)	5
16/17 Contracted orthodontic activity (UOA)	1,111
Carry forward orthodontic activity (UOA)	3
Baseline contract value	£1,177,113.88

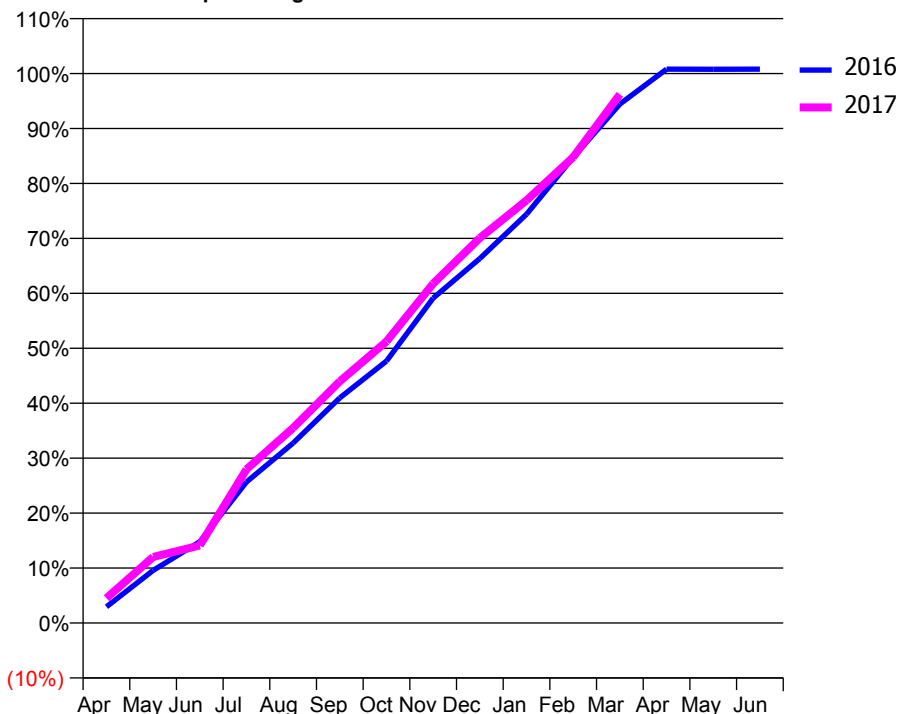
ACCESS*

Patients seen in 24 months	Total	Change since previous quarter
Quarter ending March 2016	16,202	
Quarter ending June 2016	16,196	→
Quarter ending September 2016	16,025	↓
Quarter ending December 2016	16,248	→
Quarter ending March 2017	16,315	→
Variance since March 2016	0.7%	→



ACTIVITY

Cumulative percentage of contracted UDA delivered 2016 & 2017



Month	Adjusted Scheduled Activity (UDA)	
	2016	2017
April	1,181	1,792
May	3,816	4,761
June	5,900	5,590
July	10,240	11,076
August	13,062	14,072
September	16,351	17,429
October	19,024	20,300
November	23,587	24,471
December	26,470	27,762
January	29,683	30,472
February	33,802	33,586
March	37,682	38,114
April	40,217	
May	40,209	
June	40,213	

QUALITY

	Quantity	Base Number	Contract	AT	Region	England
% of FP17s for the same patient ID Re-attending within 3 months - Children	1,382	6,562	21.1%	12.9%	13.3%	12.3%
% of FP17s for the same patient ID Re-attending within 3 months - Adults	3,618	17,089	21.2%	17.6%	17.3%	16.7%
% of FP17s for the same patient ID Re-attending between 3 & 9 months - Children	3,175	6,562	48.4%	56.2%	58.9%	57.6%
% of FP17s for the same patient ID Re-attending between 3 & 9 months - Adults	7,322	17,089	42.8%	49.9%	52.2%	50.1%
% of FP17s for Band 1 Urgent Courses	2,477	20,123	12.3%	10.4%	9.2%	9.1%
% of FP17s Relating to Free Repair or Replacements	381	20,123	1.9%	0.9%	1.0%	0.8%
% of FP17s Relating to Continuations	171	20,123	0.8%	1.3%	1.4%	1.2%
% of Patients satisfied with the dentistry they have received	26	27	96.3%	92.1%	93.1%	92.8%
% of Patients satisfied with the time they had to wait for an appointment	25	27	92.6%	88.1%	89.5%	88.7%

* This is based on patients treated on this contract for their most recent course of treatment. Figures in italics indicate the base number of FP17s or Patient Questionnaire responses are less than 100. N/A is shown where the base number of responses is less than 10 during the period. % is calculated as Quantity/Base number*100

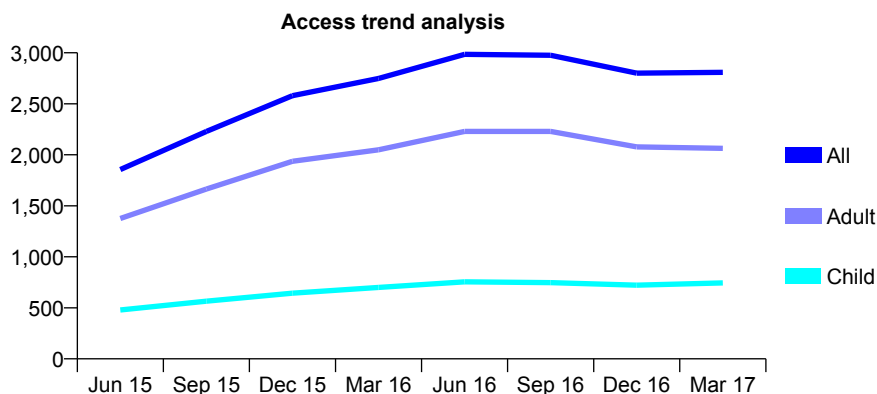
Q46 - Vital Signs At a Glance Contract Report for 103152/0001 - March 2017

Name or company name	Park House Dental Practice, Ramsbottom
Contract type name	GDS Contract
Purpose of contract	General
Contract start date	26/08/2014
Contract end date	

16/17 Contracted general activity (UDA)	8,400
Carry forward general activity (UDA)	205
16/17 Contracted orthodontic activity (UOA)	0
Carry forward orthodontic activity (UOA)	0
Baseline contract value	£214,303.69

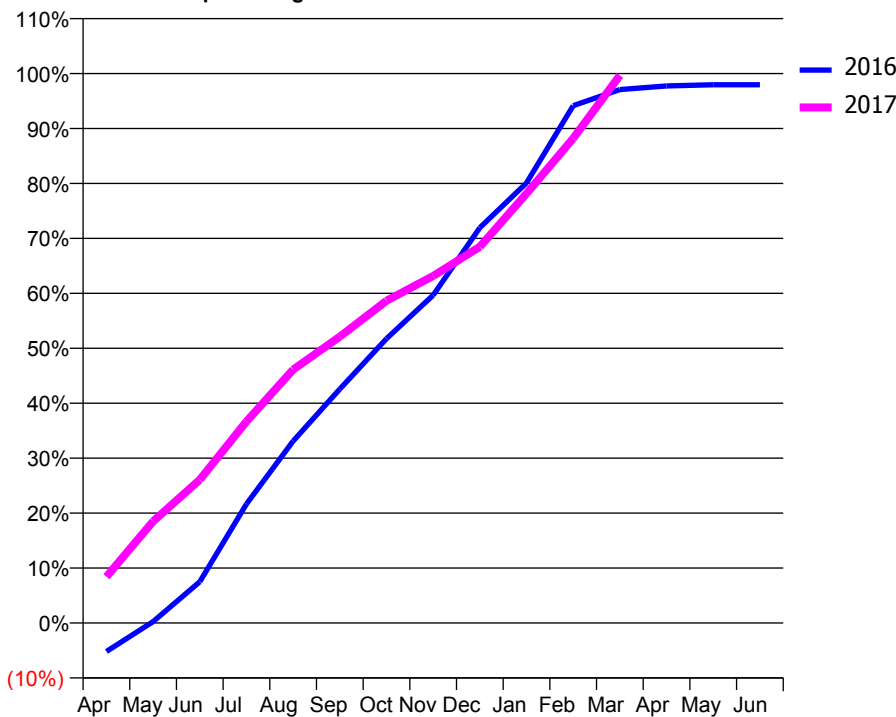
ACCESS*

Patients seen in 24 months	Total	Change since previous quarter
Quarter ending March 2016	2,749	
Quarter ending June 2016	2,985	↑
Quarter ending September 2016	2,976	→
Quarter ending December 2016	2,800	↓
Quarter ending March 2017	2,808	→
Variance since March 2016	2.1%	↑



ACTIVITY

Cumulative percentage of contracted UDA delivered 2016 & 2017



Month	Adjusted Scheduled Activity (UDA)	
	2016	2017
April	-520	708
May	27	1,555
June	751	2,190
July	2,166	3,082
August	3,312	3,873
September	4,258	4,378
October	5,175	4,926
November	5,966	5,306
December	7,193	5,751
January	8,010	6,566
February	9,414	7,409
March	9,708	8,371
April	9,773	
May	9,794	
June	9,795	

QUALITY

	Quantity	Base Number	Contract	AT	Region	England
% of FP17s for the same patient ID Re-attending within 3 months - Children	74	996	7.4%	12.9%	13.3%	12.3%
% of FP17s for the same patient ID Re-attending within 3 months - Adults	457	2,633	17.4%	17.6%	17.3%	16.7%
% of FP17s for the same patient ID Re-attending between 3 & 9 months - Children	568	996	57.0%	56.2%	58.9%	57.6%
% of FP17s for the same patient ID Re-attending between 3 & 9 months - Adults	1,280	2,633	48.6%	49.9%	52.2%	50.1%
% of FP17s for Band 1 Urgent Courses	325	3,590	9.1%	10.4%	9.2%	9.1%
% of FP17s Relating to Free Repair or Replacements	33	3,590	0.9%	0.9%	1.0%	0.8%
% of FP17s Relating to Continuations	118	3,590	3.3%	1.3%	1.4%	1.2%
% of Patients satisfied with the dentistry they have received	1	1	N/A	92.1%	93.1%	92.8%
% of Patients satisfied with the time they had to wait for an appointment	0	1	N/A	88.1%	89.5%	88.7%

* This is based on patients treated on this contract for their most recent course of treatment. Figures in italics indicate the base number of FP17s or Patient Questionnaire responses are less than 100. N/A is shown where the base number of responses is less than 10 during the period. % is calculated as Quantity/Base number*100

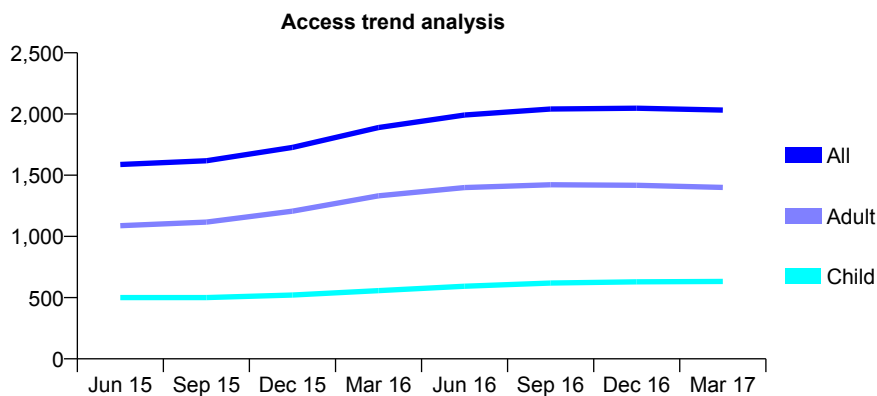
Q46 - Vital Signs At a Glance Contract Report for 103721/0001 - March 2017

Name or company name	Ocean Dental Ltd
Contract type name	GDS Contract
Purpose of contract	General
Contract start date	01/10/2009
Contract end date	

16/17 Contracted general activity (UDA)	5,600
Carry forward general activity (UDA)	0
16/17 Contracted orthodontic activity (UOA)	0
Carry forward orthodontic activity (UOA)	0
Baseline contract value	£160,873.53

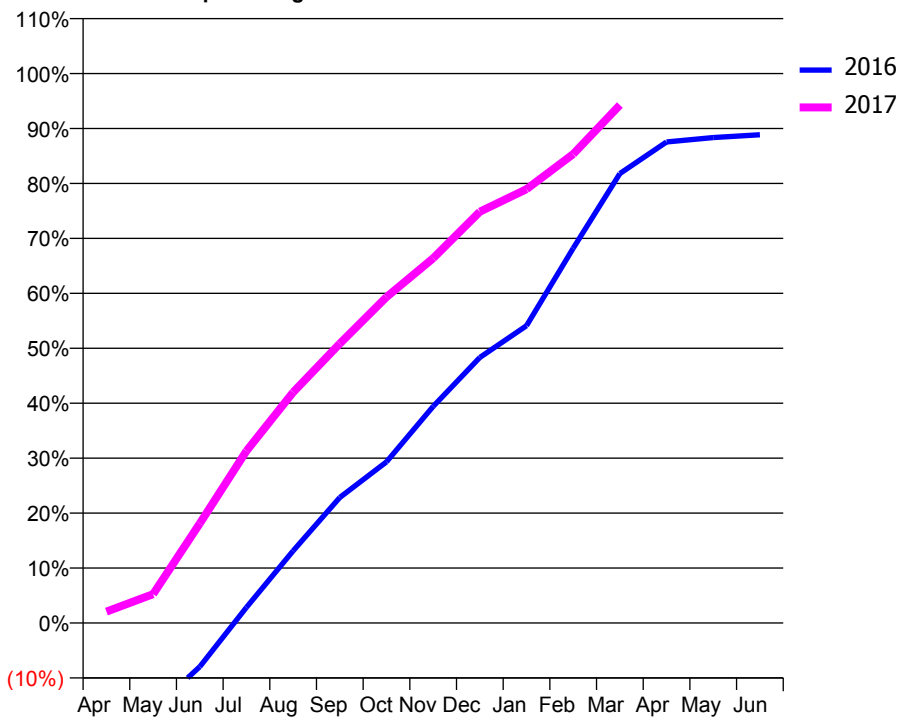
ACCESS*

Patients seen in 24 months	Total	Change since previous quarter
Quarter ending March 2016	1,889	
Quarter ending June 2016	1,992	↑
Quarter ending September 2016	2,041	↑
Quarter ending December 2016	2,047	→
Quarter ending March 2017	2,032	→
Variance since March 2016	7.6%	↑



ACTIVITY

Cumulative percentage of contracted UDA delivered 2016 & 2017



Adjusted Scheduled Activity (UDA)

Month	2016	2017
April	-1,496	116
May	-887	294
June	-446	1,014
July	159	1,754
August	736	2,352
September	1,279	2,847
October	1,642	3,322
November	2,207	3,718
December	2,707	4,192
January	3,029	4,422
February	3,820	4,778
March	4,580	5,279
April	4,902	
May	4,947	
June	4,976	

QUALITY

	Quantity	Base Number	Contract	AT	Region	England
% of FP17s for the same patient ID Re-attending within 3 months - Children	136	949	14.3%	12.9%	13.3%	12.3%
% of FP17s for the same patient ID Re-attending within 3 months - Adults	461	1,869	24.7%	17.6%	17.3%	16.7%
% of FP17s for the same patient ID Re-attending between 3 & 9 months - Children	420	949	44.3%	56.2%	58.9%	57.6%
% of FP17s for the same patient ID Re-attending between 3 & 9 months - Adults	639	1,869	34.2%	49.9%	52.2%	50.1%
% of FP17s for Band 1 Urgent Courses	542	2,635	20.6%	10.4%	9.2%	9.1%
% of FP17s Relating to Free Repair or Replacements	28	2,635	1.1%	0.9%	1.0%	0.8%
% of FP17s Relating to Continuations	21	2,635	0.8%	1.3%	1.4%	1.2%
% of Patients satisfied with the dentistry they have received	4	4	N/A	92.1%	93.1%	92.8%
% of Patients satisfied with the time they had to wait for an appointment	4	4	N/A	88.1%	89.5%	88.7%

* This is based on patients treated on this contract for their most recent course of treatment. Figures in italics indicate the base number of FP17s or Patient Questionnaire responses are less than 100. N/A is shown where the base number of responses is less than 10 during the period. % is calculated as Quantity/Base number*100

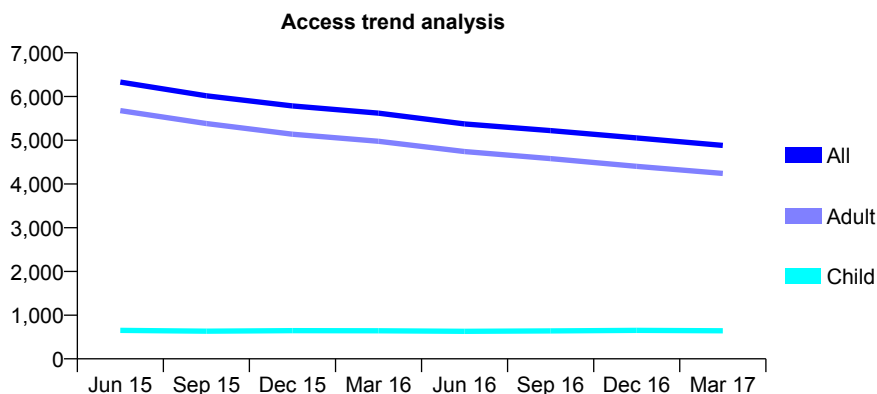
Q46 - Vital Signs At a Glance Contract Report for 103721/0002 - March 2017

Name or company name	Ocean Dental Ltd
Contract type name	GDS Contract
Purpose of contract	General
Contract start date	01/06/2010
Contract end date	

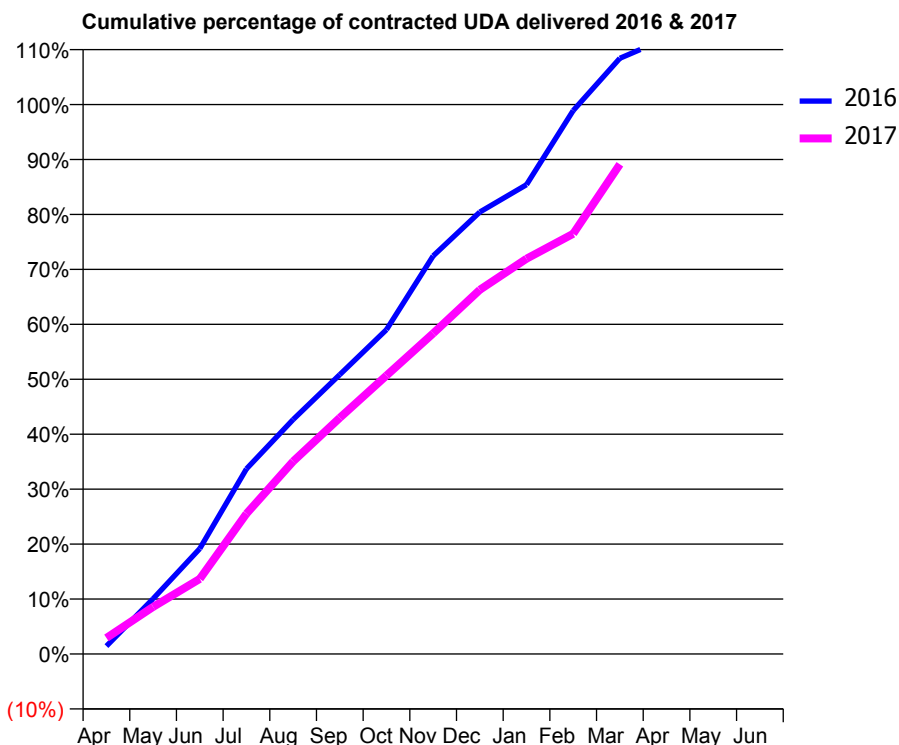
16/17 Contracted general activity (UDA)	12,000
Carry forward general activity (UDA)	0
16/17 Contracted orthodontic activity (UOA)	0
Carry forward orthodontic activity (UOA)	0
Baseline contract value	£329,571.00

ACCESS*

Patients seen in 24 months	Total	Change since previous quarter
Quarter ending March 2016	5,619	
Quarter ending June 2016	5,373	↓
Quarter ending September 2016	5,220	↓
Quarter ending December 2016	5,053	↓
Quarter ending March 2017	4,883	↓
Variance since March 2016	(13.1%)	↓



ACTIVITY



Month	Adjusted Scheduled Activity (UDA)	
	2016	2017
April	177	350
May	1,234	1,030
June	2,356	1,640
July	4,137	3,064
August	5,242	4,207
September	6,244	5,160
October	7,247	6,083
November	8,896	7,003
December	9,877	7,955
January	10,489	8,633
February	12,144	9,176
March	13,314	10,694
April	13,761	
May	13,809	
June	13,817	

QUALITY

	Quantity	Base Number	Contract	AT	Region	England
% of FP17s for the same patient ID Re-attending within 3 months - Children	101	936	10.8%	12.9%	13.3%	12.3%
% of FP17s for the same patient ID Re-attending within 3 months - Adults	667	4,970	13.4%	17.6%	17.3%	16.7%
% of FP17s for the same patient ID Re-attending between 3 & 9 months - Children	544	936	58.1%	56.2%	58.9%	57.6%
% of FP17s for the same patient ID Re-attending between 3 & 9 months - Adults	2,366	4,970	47.6%	49.9%	52.2%	50.1%
% of FP17s for Band 1 Urgent Courses	805	5,664	14.2%	10.4%	9.2%	9.1%
% of FP17s Relating to Free Repair or Replacements	44	5,664	0.8%	0.9%	1.0%	0.8%
% of FP17s Relating to Continuations	19	5,664	0.3%	1.3%	1.4%	1.2%
% of Patients satisfied with the dentistry they have received	3	4	N/A	92.1%	93.1%	92.8%
% of Patients satisfied with the time they had to wait for an appointment	4	4	N/A	88.1%	89.5%	88.7%

* This is based on patients treated on this contract for their most recent course of treatment. Figures in italics indicate the base number of FP17s or Patient Questionnaire responses are less than 100. N/A is shown where the base number of responses is less than 10 during the period. % is calculated as Quantity/Base number*100

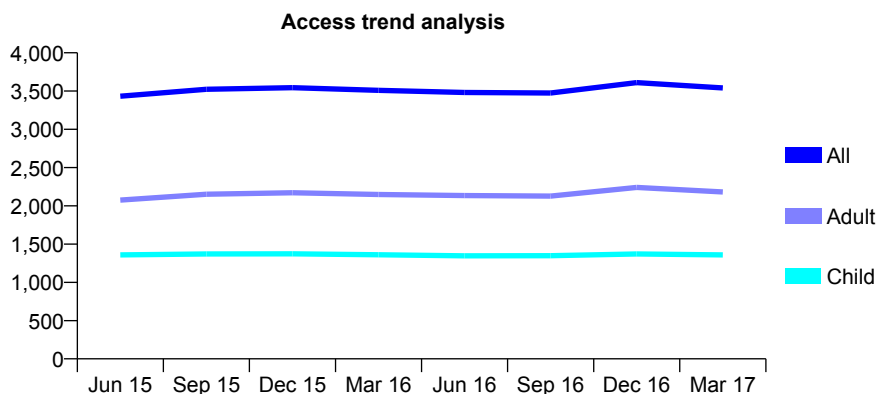
Q46 - Vital Signs At a Glance Contract Report for 103845/0001 - March 2017

Name or company name	Ian Wood and Partners
Contract type name	GDS Contract
Purpose of contract	General
Contract start date	01/09/2010
Contract end date	

16/17 Contracted general activity (UDA)	9,500
Carry forward general activity (UDA)	-190
16/17 Contracted orthodontic activity (UOA)	0
Carry forward orthodontic activity (UOA)	0
Baseline contract value	£238,021.75

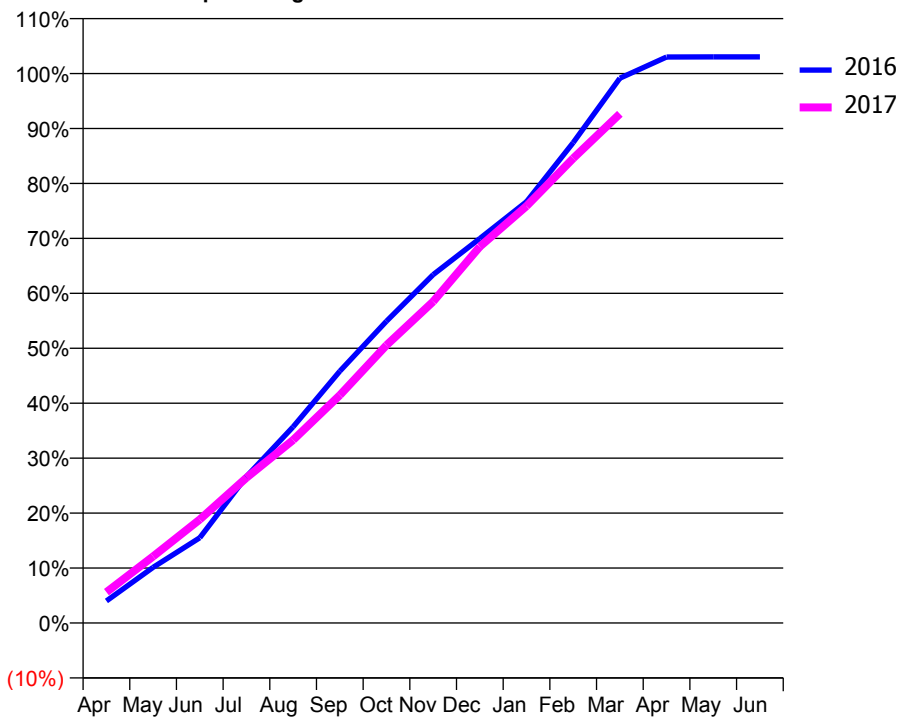
ACCESS*

Patients seen in 24 months	Total	Change since previous quarter
Quarter ending March 2016	3,509	
Quarter ending June 2016	3,482	→
Quarter ending September 2016	3,475	→
Quarter ending December 2016	3,611	↑
Quarter ending March 2017	3,540	↓
Variance since March 2016	0.9%	→



ACTIVITY

Cumulative percentage of contracted UDA delivered 2016 & 2017



Month	Adjusted Scheduled Activity (UDA)	
	2016	2017
April	382	533
May	962	1,153
June	1,473	1,790
July	2,532	2,511
August	3,392	3,165
September	4,355	3,940
October	5,218	4,803
November	6,023	5,557
December	6,648	6,506
January	7,283	7,207
February	8,305	8,033
March	9,419	8,802
April	9,785	
May	9,787	
June	9,787	

QUALITY

	Quantity	Base Number	Contract	AT	Region	England
% of FP17s for the same patient ID Re-attending within 3 months - Children	354	2,439	14.5%	12.9%	13.3%	12.3%
% of FP17s for the same patient ID Re-attending within 3 months - Adults	429	2,815	15.2%	17.6%	17.3%	16.7%
% of FP17s for the same patient ID Re-attending between 3 & 9 months - Children	1,516	2,439	62.2%	56.2%	58.9%	57.6%
% of FP17s for the same patient ID Re-attending between 3 & 9 months - Adults	1,441	2,815	51.2%	49.9%	52.2%	50.1%
% of FP17s for Band 1 Urgent Courses	282	5,028	5.6%	10.4%	9.2%	9.1%
% of FP17s Relating to Free Repair or Replacements	30	5,028	0.6%	0.9%	1.0%	0.8%
% of FP17s Relating to Continuations	136	5,028	2.7%	1.3%	1.4%	1.2%
% of Patients satisfied with the dentistry they have received	2	2	N/A	92.1%	93.1%	92.8%
% of Patients satisfied with the time they had to wait for an appointment	2	2	N/A	88.1%	89.5%	88.7%

* This is based on patients treated on this contract for their most recent course of treatment. Figures in italics indicate the base number of FP17s or Patient Questionnaire responses are less than 100. N/A is shown where the base number of responses is less than 10 during the period. % is calculated as Quantity/Base number*100

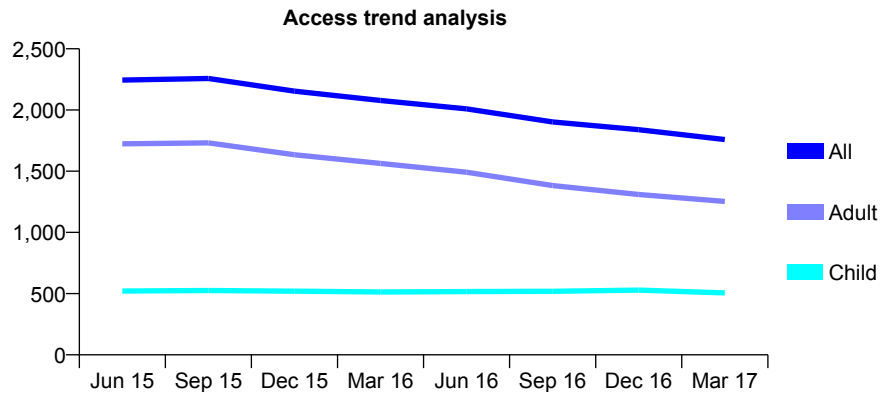
Q46 - Vital Signs At a Glance Contract Report for 106984/0006 - March 2017

Name or company name	Ravat and Ray Dental Care (Salford) Ltd
Contract type name	GDS Contract
Purpose of contract	General
Contract start date	01/04/2013
Contract end date	

16/17 Contracted general activity (UDA)	7,000
Carry forward general activity (UDA)	-119
16/17 Contracted orthodontic activity (UOA)	0
Carry forward orthodontic activity (UOA)	0
Baseline contract value	£213,631.93

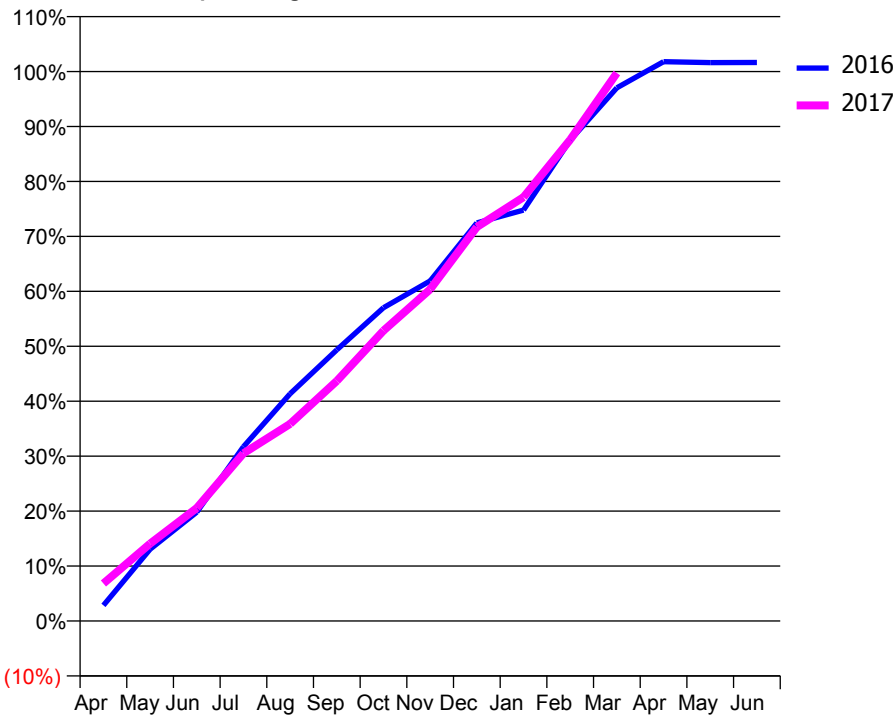
ACCESS*

Patients seen in 24 months	Total	Change since previous quarter
Quarter ending March 2016	2,078	
Quarter ending June 2016	2,009	↓
Quarter ending September 2016	1,902	↓
Quarter ending December 2016	1,839	↓
Quarter ending March 2017	1,759	↓
Variance since March 2016	(15.4%)	↓



ACTIVITY

Cumulative percentage of contracted UDA delivered 2016 & 2017



Month	Adjusted Scheduled Activity (UDA)	
	2016	2017
April	207	478
May	948	986
June	1,436	1,440
July	2,301	2,137
August	2,999	2,512
September	3,577	3,058
October	4,133	3,699
November	4,488	4,225
December	5,252	5,018
January	5,421	5,399
February	6,344	6,131
March	7,034	6,981
April	7,379	
May	7,368	
June	7,369	

QUALITY

	Quantity	Base Number	Contract	AT	Region	England
% of FP17s for the same patient ID Re-attending within 3 months - Children	171	855	20.0%	12.9%	13.3%	12.3%
% of FP17s for the same patient ID Re-attending within 3 months - Adults	344	1,810	19.0%	17.6%	17.3%	16.7%
% of FP17s for the same patient ID Re-attending between 3 & 9 months - Children	482	855	56.4%	56.2%	58.9%	57.6%
% of FP17s for the same patient ID Re-attending between 3 & 9 months - Adults	978	1,810	54.0%	49.9%	52.2%	50.1%
% of FP17s for Band 1 Urgent Courses	221	2,532	8.7%	10.4%	9.2%	9.1%
% of FP17s Relating to Free Repair or Replacements	7	2,532	0.3%	0.9%	1.0%	0.8%
% of FP17s Relating to Continuations	12	2,532	0.5%	1.3%	1.4%	1.2%
% of Patients satisfied with the dentistry they have received	0	0	N/A	92.1%	93.1%	92.8%
% of Patients satisfied with the time they had to wait for an appointment	0	0	N/A	88.1%	89.5%	88.7%

* This is based on patients treated on this contract for their most recent course of treatment. Figures in italics indicate the base number of FP17s or Patient Questionnaire responses are less than 100. N/A is shown where the base number of responses is less than 10 during the period. % is calculated as Quantity/Base number*100

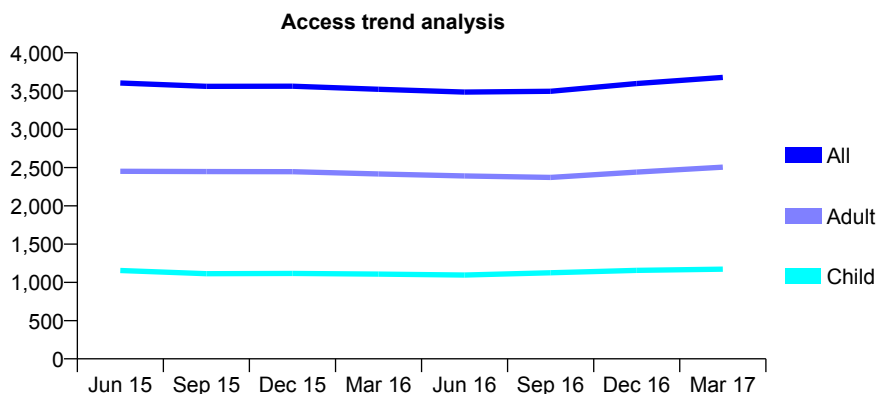
Q46 - Vital Signs At a Glance Contract Report for 108367/0001 - March 2017

Name or company name	Bell Lane Dental Practice
Contract type name	GDS Contract
Purpose of contract	General and Orthodontic
Contract start date	01/04/2012
Contract end date	

16/17 Contracted general activity (UDA)	12,338
Carry forward general activity (UDA)	-169
16/17 Contracted orthodontic activity (UOA)	1,680
Carry forward orthodontic activity (UOA)	-34
Baseline contract value	£559,800.51

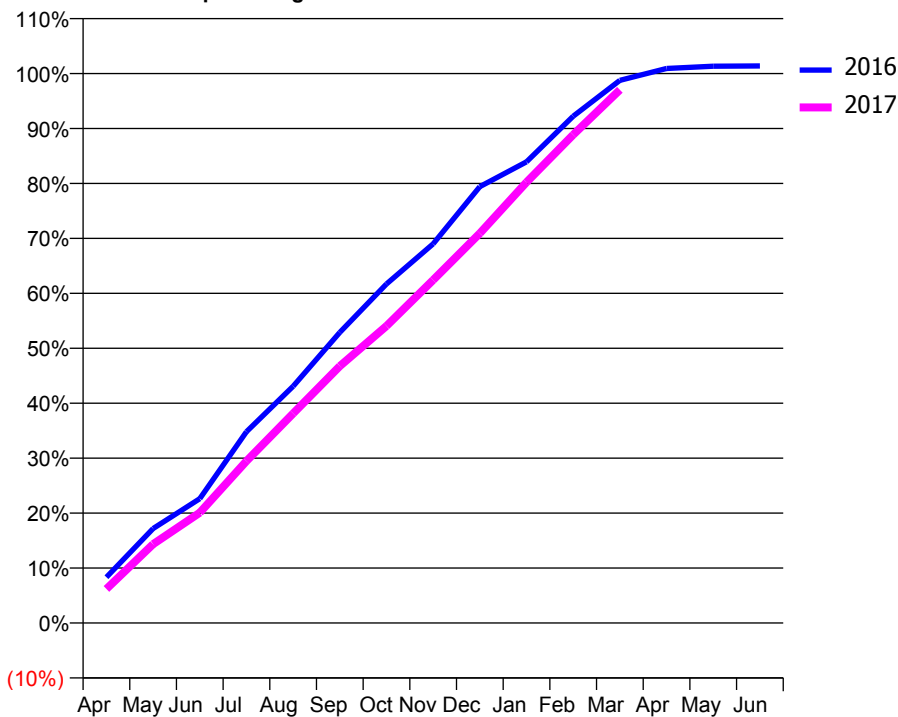
ACCESS*

Patients seen in 24 months	Total	Change since previous quarter
Quarter ending March 2016	3,524	
Quarter ending June 2016	3,487	↓
Quarter ending September 2016	3,497	→
Quarter ending December 2016	3,598	↑
Quarter ending March 2017	3,678	↑
Variance since March 2016	4.4%	↑



ACTIVITY

Cumulative percentage of contracted UDA delivered 2016 & 2017



Month	Adjusted Scheduled Activity (UDA)	
	2016	2017
April	1,030	764
May	2,120	1,770
June	2,791	2,478
July	4,294	3,635
August	5,316	4,704
September	6,526	5,767
October	7,612	6,669
November	8,512	7,703
December	9,797	8,750
January	10,354	9,896
February	11,380	10,962
March	12,185	11,971
April	12,450	
May	12,501	
June	12,507	

QUALITY

	Quantity	Base Number	Contract	AT	Region	England
% of FP17s for the same patient ID Re-attending within 3 months - Children	141	1,960	7.2%	12.9%	13.3%	12.3%
% of FP17s for the same patient ID Re-attending within 3 months - Adults	450	3,561	12.6%	17.6%	17.3%	16.7%
% of FP17s for the same patient ID Re-attending between 3 & 9 months - Children	1,227	1,960	62.6%	56.2%	58.9%	57.6%
% of FP17s for the same patient ID Re-attending between 3 & 9 months - Adults	1,996	3,561	56.1%	49.9%	52.2%	50.1%
% of FP17s for Band 1 Urgent Courses	187	5,178	3.6%	10.4%	9.2%	9.1%
% of FP17s Relating to Free Repair or Replacements	70	5,178	1.4%	0.9%	1.0%	0.8%
% of FP17s Relating to Continuations	110	5,178	2.1%	1.3%	1.4%	1.2%
% of Patients satisfied with the dentistry they have received	2	2	N/A	92.1%	93.1%	92.8%
% of Patients satisfied with the time they had to wait for an appointment	2	2	N/A	88.1%	89.5%	88.7%

* This is based on patients treated on this contract for their most recent course of treatment. Figures in italics indicate the base number of FP17s or Patient Questionnaire responses are less than 100. N/A is shown where the base number of responses is less than 10 during the period. % is calculated as Quantity/Base number*100

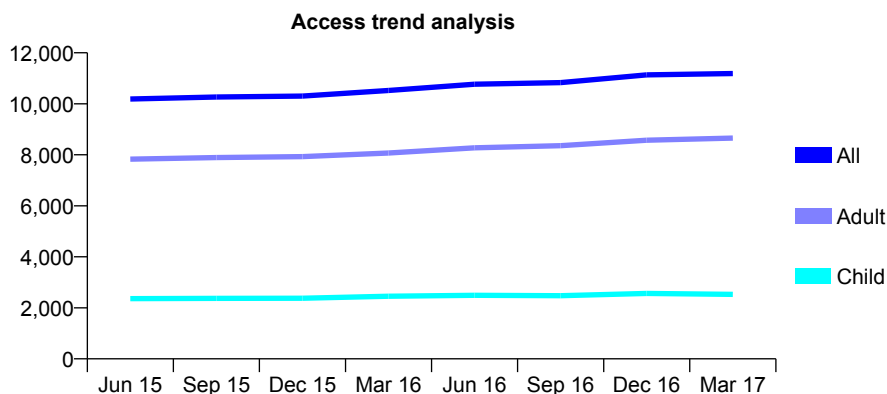
Q46 - Vital Signs At a Glance Contract Report for 108944/0001 - March 2017

Name or company name	Kenworthy Street Partnership
Contract type name	GDS Contract
Purpose of contract	General
Contract start date	01/04/2011
Contract end date	

16/17 Contracted general activity (UDA)	33,191
Carry forward general activity (UDA)	1,121
16/17 Contracted orthodontic activity (UOA)	0
Carry forward orthodontic activity (UOA)	0
Baseline contract value	£1,090,531.85

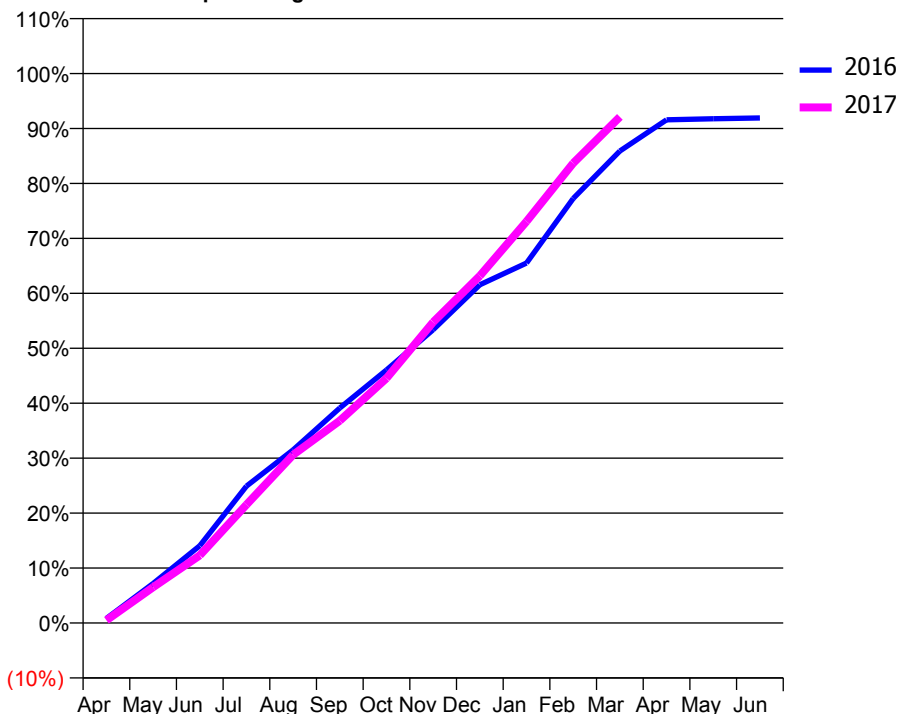
ACCESS*

Patients seen in 24 months	Total	Change since previous quarter
Quarter ending March 2016	10,525	
Quarter ending June 2016	10,769	↑
Quarter ending September 2016	10,831	→
Quarter ending December 2016	11,134	↑
Quarter ending March 2017	11,188	→
Variance since March 2016	6.3%	↑



ACTIVITY

Cumulative percentage of contracted UDA delivered 2016 & 2017



Month	Adjusted Scheduled Activity (UDA)	
	2016	2017
April	272	162
May	2,355	2,164
June	4,598	4,090
July	8,142	7,146
August	10,304	10,158
September	12,795	12,222
October	15,057	14,784
November	17,452	18,175
December	20,122	20,967
January	21,416	24,254
February	25,252	27,773
March	28,081	30,567
April	29,933	
May	29,996	
June	30,045	

QUALITY

	Quantity	Base Number	Contract	AT	Region	England
% of FP17s for the same patient ID Re-attending within 3 months - Children	195	3,296	5.9%	12.9%	13.3%	12.3%
% of FP17s for the same patient ID Re-attending within 3 months - Adults	1,205	10,329	11.7%	17.6%	17.3%	16.7%
% of FP17s for the same patient ID Re-attending between 3 & 9 months - Children	1,700	3,296	51.6%	56.2%	58.9%	57.6%
% of FP17s for the same patient ID Re-attending between 3 & 9 months - Adults	3,848	10,329	37.3%	49.9%	52.2%	50.1%
% of FP17s for Band 1 Urgent Courses	807	12,825	6.3%	10.4%	9.2%	9.1%
% of FP17s Relating to Free Repair or Replacements	94	12,825	0.7%	0.9%	1.0%	0.8%
% of FP17s Relating to Continuations	203	12,825	1.6%	1.3%	1.4%	1.2%
% of Patients satisfied with the dentistry they have received	10	10	100.0%	92.1%	93.1%	92.8%
% of Patients satisfied with the time they had to wait for an appointment	9	10	90.0%	88.1%	89.5%	88.7%

* This is based on patients treated on this contract for their most recent course of treatment. Figures in italics indicate the base number of FP17s or Patient Questionnaire responses are less than 100. N/A is shown where the base number of responses is less than 10 during the period. % is calculated as Quantity/Base number*100

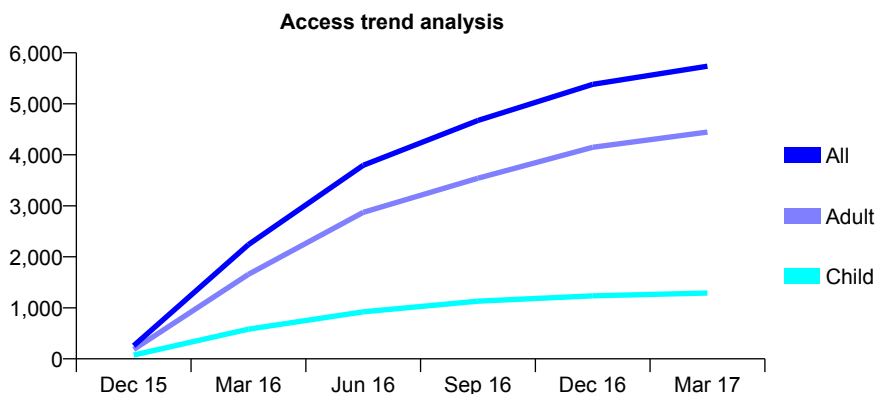
Q46 - Vital Signs At a Glance Contract Report for 109037/0001 - March 2017

Name or company name	Cheadle Heath Dental Practice
Contract type name	GDS Contract
Purpose of contract	General
Contract start date	01/12/2015
Contract end date	

16/17 Contracted general activity (UDA)	17,500
Carry forward general activity (UDA)	31
16/17 Contracted orthodontic activity (UOA)	0
Carry forward orthodontic activity (UOA)	0
Baseline contract value	£513,252.07

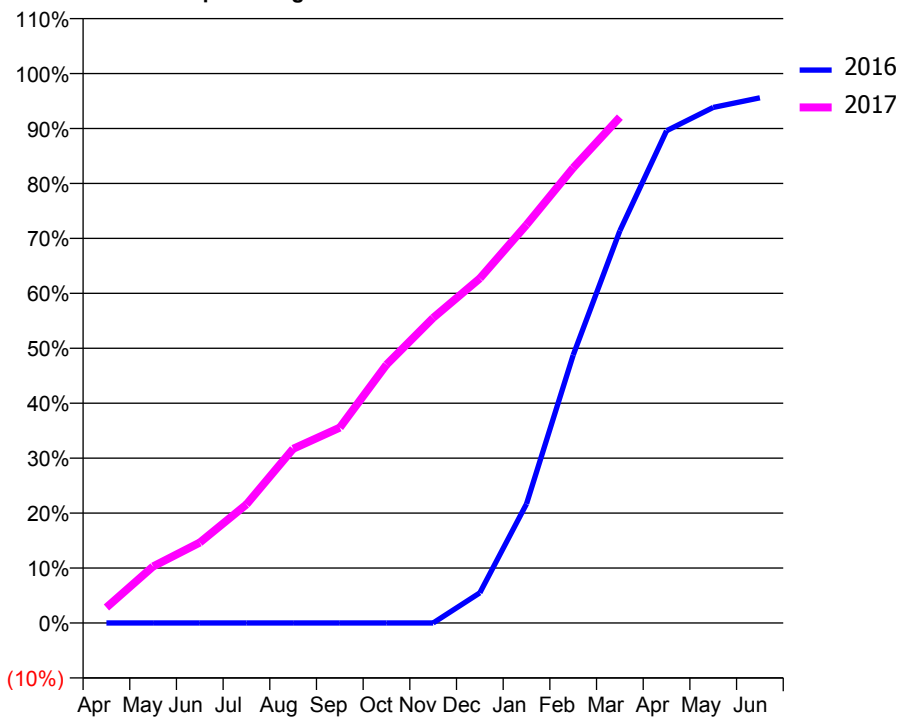
ACCESS*

Patients seen in 24 months	Total	Change since previous quarter
Quarter ending March 2016	2,240	
Quarter ending June 2016	3,794	↑
Quarter ending September 2016	4,673	↑
Quarter ending December 2016	5,383	↑
Quarter ending March 2017	5,737	↑
Variance since March 2016	156.1%	↑



ACTIVITY

Cumulative percentage of contracted UDA delivered 2016 & 2017



Adjusted Scheduled Activity (UDA)

Month	2016	2017
April	0	493
May	0	1,805
June	0	2,561
July	0	3,775
August	0	5,547
September	0	6,222
October	0	8,227
November	0	9,719
December	330	10,977
January	1,304	12,681
February	2,932	14,495
March	4,292	16,111
April	5,387	
May	5,642	
June	5,747	

QUALITY

	Quantity	Base Number	Contract	AT	Region	England
% of FP17s for the same patient ID Re-attending within 3 months - Children	160	2,071	7.7%	12.9%	13.3%	12.3%
% of FP17s for the same patient ID Re-attending within 3 months - Adults	890	6,875	12.9%	17.6%	17.3%	16.7%
% of FP17s for the same patient ID Re-attending between 3 & 9 months - Children	893	2,071	43.1%	56.2%	58.9%	57.6%
% of FP17s for the same patient ID Re-attending between 3 & 9 months - Adults	2,403	6,875	35.0%	49.9%	52.2%	50.1%
% of FP17s for Band 1 Urgent Courses	270	8,285	3.3%	10.4%	9.2%	9.1%
% of FP17s Relating to Free Repair or Replacements	95	8,285	1.1%	0.9%	1.0%	0.8%
% of FP17s Relating to Continuations	94	8,285	1.1%	1.3%	1.4%	1.2%
% of Patients satisfied with the dentistry they have received	21	22	95.5%	92.1%	93.1%	92.8%
% of Patients satisfied with the time they had to wait for an appointment	22	22	100.0%	88.1%	89.5%	88.7%

* This is based on patients treated on this contract for their most recent course of treatment. Figures in italics indicate the base number of FP17s or Patient Questionnaire responses are less than 100. N/A is shown where the base number of responses is less than 10 during the period. % is calculated as Quantity/Base number*100

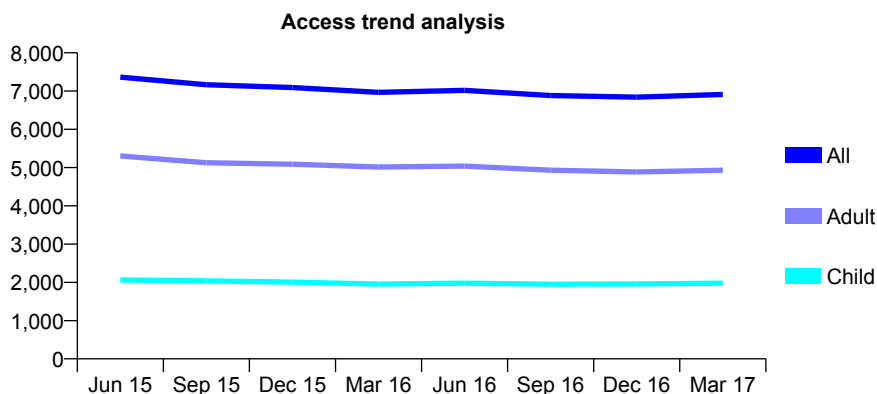
Q46 - Vital Signs At a Glance Contract Report for 109169/0001 - March 2017

Name or company name	Ash Dental Practice Limited
Contract type name	GDS Contract
Purpose of contract	General
Contract start date	01/07/2010
Contract end date	

16/17 Contracted general activity (UDA)	20,111
Carry forward general activity (UDA)	-184
16/17 Contracted orthodontic activity (UOA)	0
Carry forward orthodontic activity (UOA)	0
Baseline contract value	£613,493.19

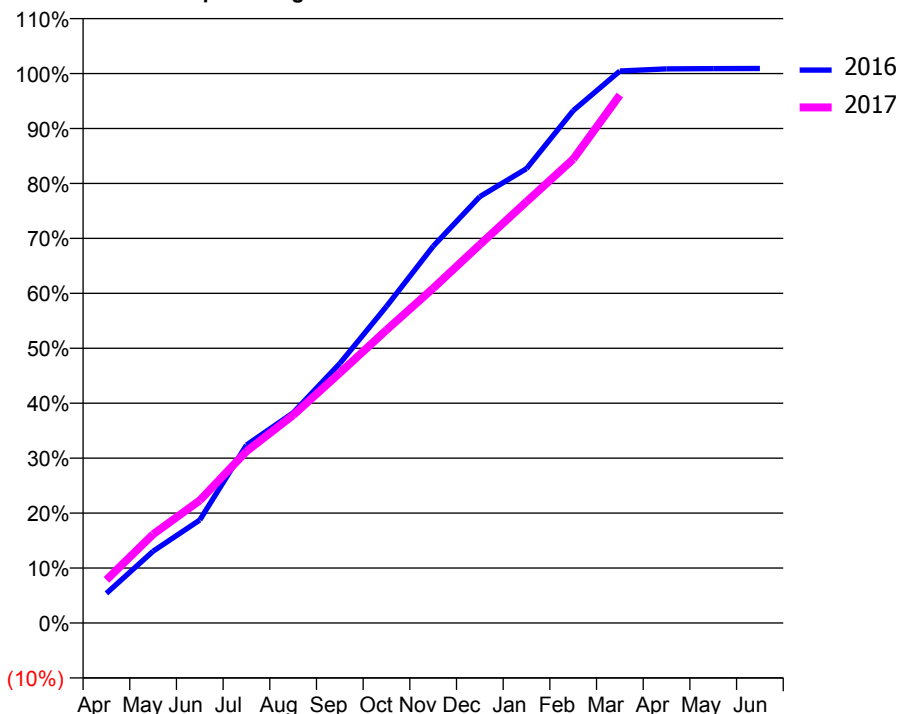
ACCESS*

Patients seen in 24 months	Total	Change since previous quarter
Quarter ending March 2016	6,968	
Quarter ending June 2016	7,017	→
Quarter ending September 2016	6,882	↓
Quarter ending December 2016	6,842	→
Quarter ending March 2017	6,909	→
Variance since March 2016	(0.8%)	→



ACTIVITY

Cumulative percentage of contracted UDA delivered 2016 & 2017



Month	Adjusted Scheduled Activity (UDA)	
	2016	2017
April	1,103	1,581
May	2,665	3,247
June	3,821	4,487
July	6,605	6,285
August	7,802	7,604
September	9,631	9,152
October	11,751	10,726
November	13,981	12,250
December	15,824	13,847
January	16,863	15,419
February	19,015	16,978
March	20,482	19,322
April	20,561	
May	20,573	
June	20,575	

QUALITY

	Quantity	Base Number	Contract	AT	Region	England
% of FP17s for the same patient ID Re-attending within 3 months - Children	420	3,142	13.4%	12.9%	13.3%	12.3%
% of FP17s for the same patient ID Re-attending within 3 months - Adults	1,482	7,302	20.3%	17.6%	17.3%	16.7%
% of FP17s for the same patient ID Re-attending between 3 & 9 months - Children	1,817	3,142	57.8%	56.2%	58.9%	57.6%
% of FP17s for the same patient ID Re-attending between 3 & 9 months - Adults	3,565	7,302	48.8%	49.9%	52.2%	50.1%
% of FP17s for Band 1 Urgent Courses	1,509	9,650	15.6%	10.4%	9.2%	9.1%
% of FP17s Relating to Free Repair or Replacements	90	9,650	0.9%	0.9%	1.0%	0.8%
% of FP17s Relating to Continuations	1	9,650	0.0%	1.3%	1.4%	1.2%
% of Patients satisfied with the dentistry they have received	5	5	N/A	92.1%	93.1%	92.8%
% of Patients satisfied with the time they had to wait for an appointment	4	5	N/A	88.1%	89.5%	88.7%

* This is based on patients treated on this contract for their most recent course of treatment. Figures in italics indicate the base number of FP17s or Patient Questionnaire responses are less than 100. N/A is shown where the base number of responses is less than 10 during the period. % is calculated as Quantity/Base number*100

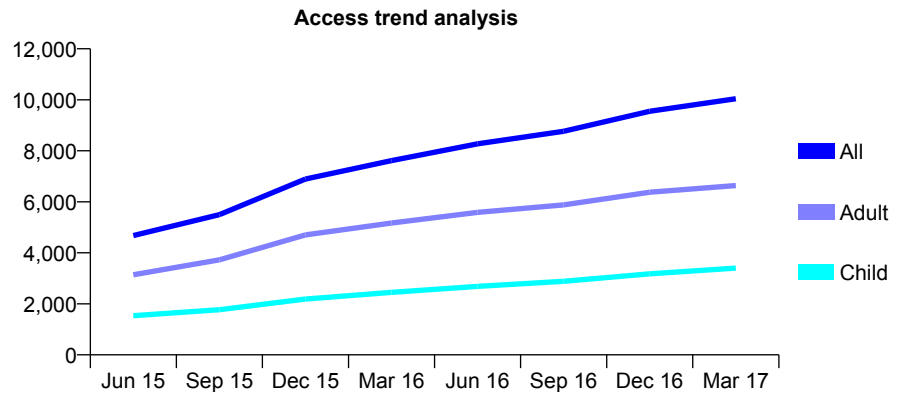
Q46 - Vital Signs At a Glance Contract Report for 109266/0001 - March 2017

Name or company name	Urgent Dental Care Ltd
Contract type name	GDS Contract
Purpose of contract	General
Contract start date	01/09/2013
Contract end date	

16/17 Contracted general activity (UDA)	30,800
Carry forward general activity (UDA)	16,734
16/17 Contracted orthodontic activity (UOA)	0
Carry forward orthodontic activity (UOA)	0
Baseline contract value	£785,780.23

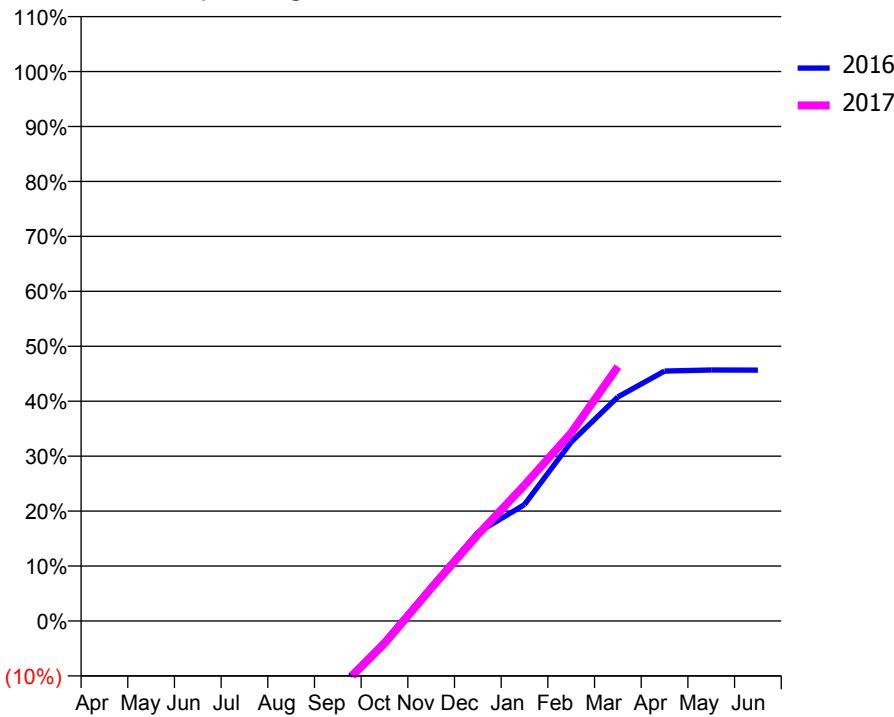
ACCESS*

Patients seen in 24 months	Total	Change since previous quarter
Quarter ending March 2016	7,618	
Quarter ending June 2016	8,274	↑
Quarter ending September 2016	8,768	↑
Quarter ending December 2016	9,552	↑
Quarter ending March 2017	10,041	↑
Variance since March 2016	31.8%	↑



ACTIVITY

Cumulative percentage of contracted UDA delivered 2016 & 2017



Month	Adjusted Scheduled Activity (UDA)	
	2016	2017
April	-14,007	-15,354
May	-12,323	-12,498
June	-10,745	-10,701
July	-8,209	-7,924
August	-6,382	-5,718
September	-3,775	-3,886
October	-1,145	-1,270
November	1,934	1,835
December	4,956	4,840
January	6,528	7,620
February	10,032	10,549
March	12,560	14,260
April	14,011	
May	14,068	
June	14,066	

QUALITY

	Quantity	Base Number	Contract	AT	Region	England
% of FP17s for the same patient ID Re-attending within 3 months - Children	468	4,826	9.7%	12.9%	13.3%	12.3%
% of FP17s for the same patient ID Re-attending within 3 months - Adults	1,352	8,444	16.0%	17.6%	17.3%	16.7%
% of FP17s for the same patient ID Re-attending between 3 & 9 months - Children	2,297	4,826	47.6%	56.2%	58.9%	57.6%
% of FP17s for the same patient ID Re-attending between 3 & 9 months - Adults	3,640	8,444	43.1%	49.9%	52.2%	50.1%
% of FP17s for Band 1 Urgent Courses	1,044	12,663	8.2%	10.4%	9.2%	9.1%
% of FP17s Relating to Free Repair or Replacements	105	12,663	0.8%	0.9%	1.0%	0.8%
% of FP17s Relating to Continuations	32	12,663	0.3%	1.3%	1.4%	1.2%
% of Patients satisfied with the dentistry they have received	3	4	N/A	92.1%	93.1%	92.8%
% of Patients satisfied with the time they had to wait for an appointment	3	4	N/A	88.1%	89.5%	88.7%

* This is based on patients treated on this contract for their most recent course of treatment. Figures in italics indicate the base number of FP17s or Patient Questionnaire responses are less than 100. N/A is shown where the base number of responses is less than 10 during the period. % is calculated as Quantity/Base number*100

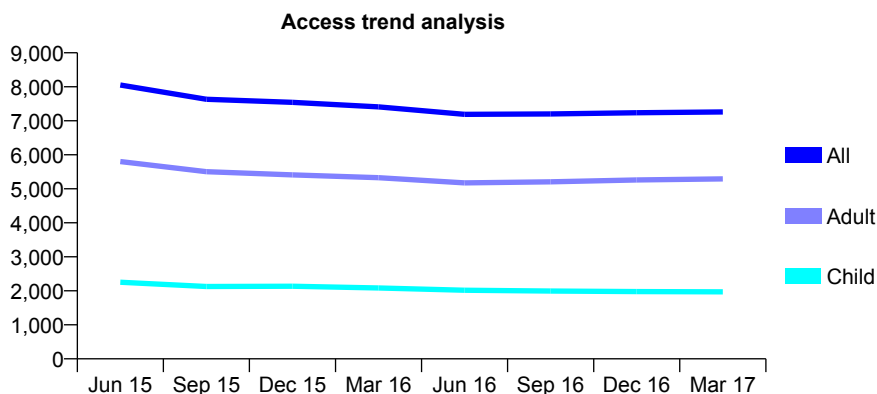
Q46 - Vital Signs At a Glance Contract Report for 109703/0001 - March 2017

Name or company name	Clarendon Dental Practice
Contract type name	GDS Contract
Purpose of contract	General
Contract start date	01/04/2009
Contract end date	

16/17 Contracted general activity (UDA)	23,600
Carry forward general activity (UDA)	-591
16/17 Contracted orthodontic activity (UOA)	0
Carry forward orthodontic activity (UOA)	0
Baseline contract value	£776,345.58

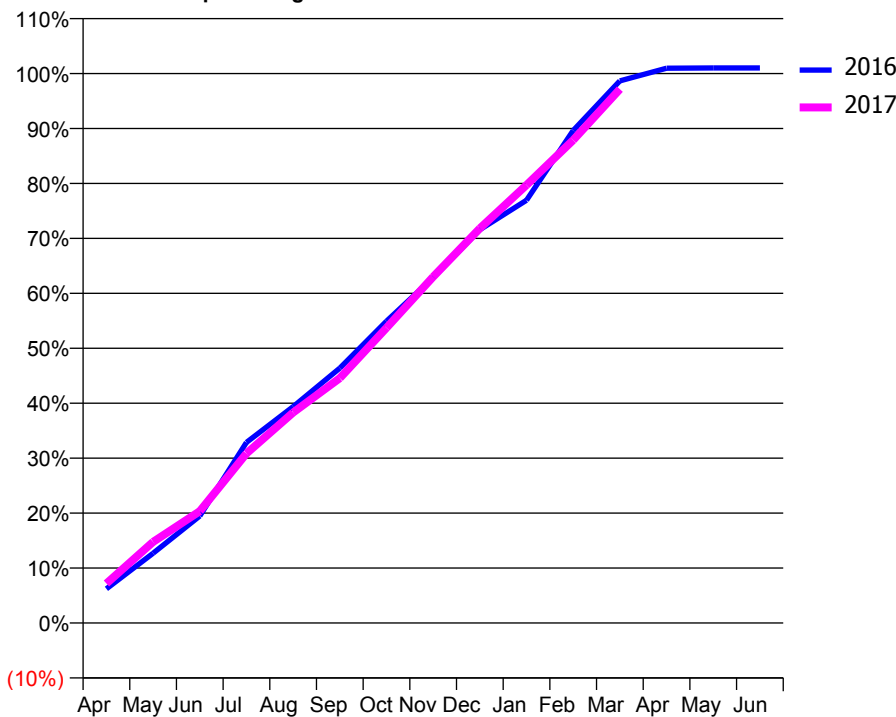
ACCESS*

Patients seen in 24 months	Total	Change since previous quarter
Quarter ending March 2016	7,410	
Quarter ending June 2016	7,191	↓
Quarter ending September 2016	7,200	→
Quarter ending December 2016	7,237	→
Quarter ending March 2017	7,262	→
Variance since March 2016	(2.0%)	↓



ACTIVITY

Cumulative percentage of contracted UDA delivered 2016 & 2017



Month	Adjusted Scheduled Activity (UDA)	
	2016	2017
April	1,470	1,698
May	2,998	3,487
June	4,594	4,799
July	7,757	7,280
August	9,291	9,040
September	10,946	10,519
October	12,961	12,679
November	14,833	14,871
December	16,891	16,947
January	18,157	18,813
February	21,153	20,741
March	23,285	22,925
April	23,827	
May	23,837	
June	23,837	

QUALITY

	Quantity	Base Number	Contract	AT	Region	England
% of FP17s for the same patient ID Re-attending within 3 months - Children	229	3,052	7.5%	12.9%	13.3%	12.3%
% of FP17s for the same patient ID Re-attending within 3 months - Adults	893	7,487	11.9%	17.6%	17.3%	16.7%
% of FP17s for the same patient ID Re-attending between 3 & 9 months - Children	1,743	3,052	57.1%	56.2%	58.9%	57.6%
% of FP17s for the same patient ID Re-attending between 3 & 9 months - Adults	3,859	7,487	51.5%	49.9%	52.2%	50.1%
% of FP17s for Band 1 Urgent Courses	1,116	10,266	10.9%	10.4%	9.2%	9.1%
% of FP17s Relating to Free Repair or Replacements	60	10,266	0.6%	0.9%	1.0%	0.8%
% of FP17s Relating to Continuations	143	10,266	1.4%	1.3%	1.4%	1.2%
% of Patients satisfied with the dentistry they have received	5	5	N/A	92.1%	93.1%	92.8%
% of Patients satisfied with the time they had to wait for an appointment	5	5	N/A	88.1%	89.5%	88.7%

* This is based on patients treated on this contract for their most recent course of treatment. Figures in italics indicate the base number of FP17s or Patient Questionnaire responses are less than 100. N/A is shown where the base number of responses is less than 10 during the period. % is calculated as Quantity/Base number*100

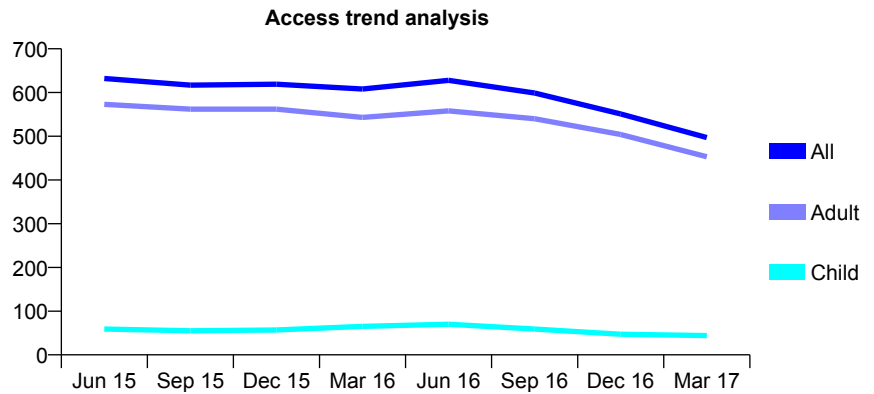
Q46 - Vital Signs At a Glance Contract Report for 109703/0002 - March 2017

Name or company name	Clarendon Dental Practice
Contract type name	GDS Contract
Purpose of contract	General
Contract start date	01/04/2009
Contract end date	

16/17 Contracted general activity (UDA)	985
Carry forward general activity (UDA)	12
16/17 Contracted orthodontic activity (UOA)	0
Carry forward orthodontic activity (UOA)	0
Baseline contract value	£39,034.65

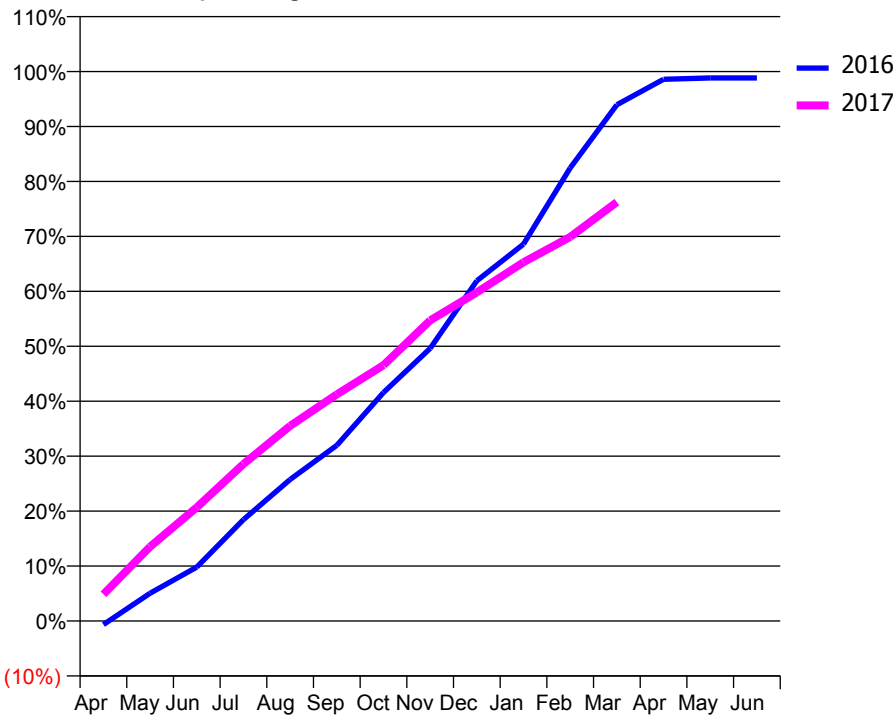
ACCESS*

Patients seen in 24 months	Total	Change since previous quarter
Quarter ending March 2016	608	
Quarter ending June 2016	628	↑
Quarter ending September 2016	599	↓
Quarter ending December 2016	551	↓
Quarter ending March 2017	497	↓
Variance since March 2016	(18.3%)	↓



ACTIVITY

Cumulative percentage of contracted UDA delivered 2016 & 2017



Month	Adjusted Scheduled Activity (UDA)	
	2016	2017
April	-7	48
May	50	133
June	97	204
July	182	281
August	254	350
September	315	406
October	410	459
November	489	539
December	610	589
January	676	643
February	812	689
March	925	751
April	971	
May	973	
June	973	

QUALITY

	Quantity	Base Number	Contract	AT	Region	England
% of FP17s for the same patient ID Re-attending within 3 months - Children	3	96	3.1%	12.9%	13.3%	12.3%
% of FP17s for the same patient ID Re-attending within 3 months - Adults	14	581	2.4%	17.6%	17.3%	16.7%
% of FP17s for the same patient ID Re-attending between 3 & 9 months - Children	2	96	2.1%	56.2%	58.9%	57.6%
% of FP17s for the same patient ID Re-attending between 3 & 9 months - Adults	6	581	1.0%	49.9%	52.2%	50.1%
% of FP17s for Band 1 Urgent Courses	630	637	98.9%	10.4%	9.2%	9.1%
% of FP17s Relating to Free Repair or Replacements	0	637	0.0%	0.9%	1.0%	0.8%
% of FP17s Relating to Continuations	0	637	0.0%	1.3%	1.4%	1.2%
% of Patients satisfied with the dentistry they have received	1	1	N/A	92.1%	93.1%	92.8%
% of Patients satisfied with the time they had to wait for an appointment	1	1	N/A	88.1%	89.5%	88.7%

* This is based on patients treated on this contract for their most recent course of treatment. Figures in italics indicate the base number of FP17s or Patient Questionnaire responses are less than 100. N/A is shown where the base number of responses is less than 10 during the period. % is calculated as Quantity/Base number*100

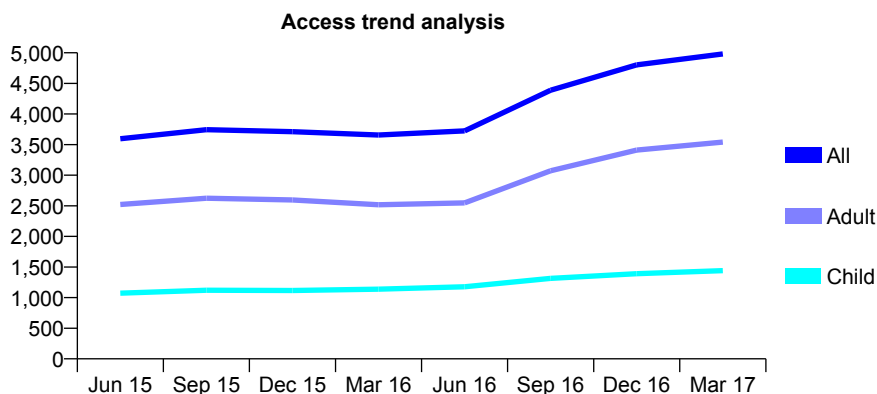
Q46 - Vital Signs At a Glance Contract Report for 109800/0001 - March 2017

Name or company name	Pinfold Dental Practice
Contract type name	GDS Contract
Purpose of contract	General
Contract start date	01/02/2008
Contract end date	

16/17 Contracted general activity (UDA)	18,676
Carry forward general activity (UDA)	-8
16/17 Contracted orthodontic activity (UOA)	0
Carry forward orthodontic activity (UOA)	0
Baseline contract value	£571,726.75

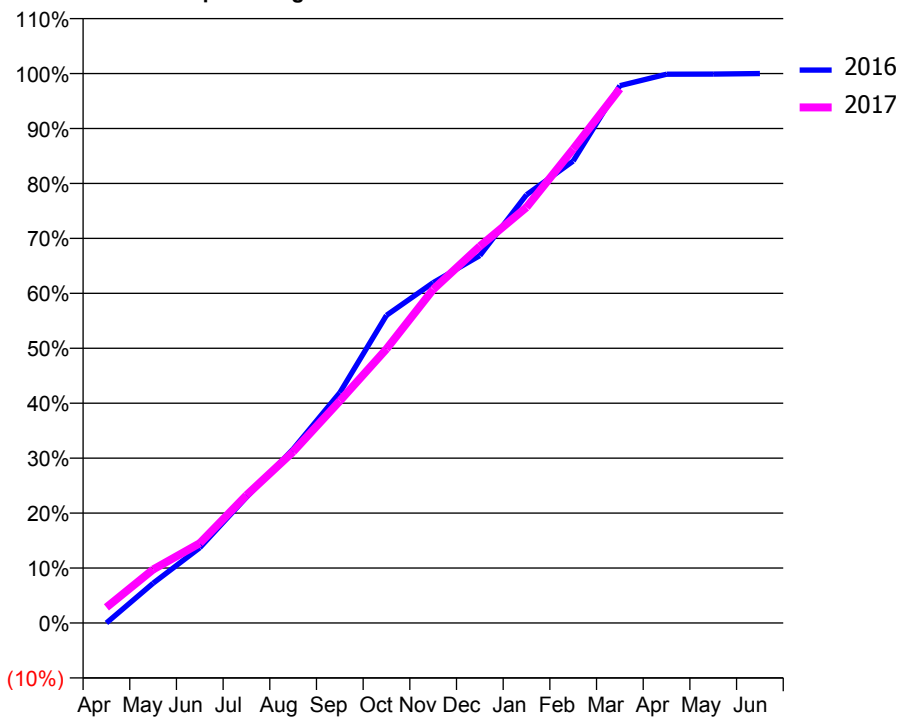
ACCESS*

Patients seen in 24 months	Total	Change since previous quarter
Quarter ending March 2016	3,656	
Quarter ending June 2016	3,725	→
Quarter ending September 2016	4,388	↑
Quarter ending December 2016	4,803	↑
Quarter ending March 2017	4,982	↑
Variance since March 2016	36.3%	↑



ACTIVITY

Cumulative percentage of contracted UDA delivered 2016 & 2017



Month	Adjusted Scheduled Activity (UDA)	
	2016	2017
April	2	533
May	828	1,820
June	1,567	2,714
July	2,619	4,346
August	3,622	5,823
September	4,797	7,549
October	6,408	9,318
November	7,088	11,338
December	7,652	12,804
January	8,918	14,130
February	9,620	16,110
March	11,189	18,158
April	11,427	
May	11,432	
June	11,442	

QUALITY

	Quantity	Base Number	Contract	AT	Region	England
% of FP17s for the same patient ID Re-attending within 3 months - Children	228	2,211	10.3%	12.9%	13.3%	12.3%
% of FP17s for the same patient ID Re-attending within 3 months - Adults	1,017	5,376	18.9%	17.6%	17.3%	16.7%
% of FP17s for the same patient ID Re-attending between 3 & 9 months - Children	1,084	2,211	49.0%	56.2%	58.9%	57.6%
% of FP17s for the same patient ID Re-attending between 3 & 9 months - Adults	2,084	5,376	38.8%	49.9%	52.2%	50.1%
% of FP17s for Band 1 Urgent Courses	735	7,452	9.9%	10.4%	9.2%	9.1%
% of FP17s Relating to Free Repair or Replacements	16	7,452	0.2%	0.9%	1.0%	0.8%
% of FP17s Relating to Continuations	229	7,452	3.1%	1.3%	1.4%	1.2%
% of Patients satisfied with the dentistry they have received	5	5	N/A	92.1%	93.1%	92.8%
% of Patients satisfied with the time they had to wait for an appointment	5	5	N/A	88.1%	89.5%	88.7%

* This is based on patients treated on this contract for their most recent course of treatment. Figures in italics indicate the base number of FP17s or Patient Questionnaire responses are less than 100. N/A is shown where the base number of responses is less than 10 during the period. % is calculated as Quantity/Base number*100

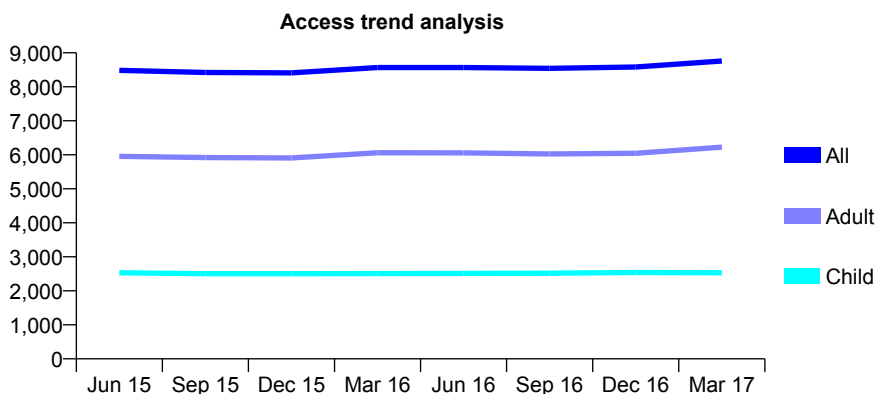
Q46 - Vital Signs At a Glance Contract Report for 109851/0002 - March 2017

Name or company name	Wood & Woolfstein Dental Surgery
Contract type name	GDS Contract
Purpose of contract	General
Contract start date	01/04/2009
Contract end date	

16/17 Contracted general activity (UDA)	29,704
Carry forward general activity (UDA)	604
16/17 Contracted orthodontic activity (UOA)	0
Carry forward orthodontic activity (UOA)	0
Baseline contract value	£968,814.34

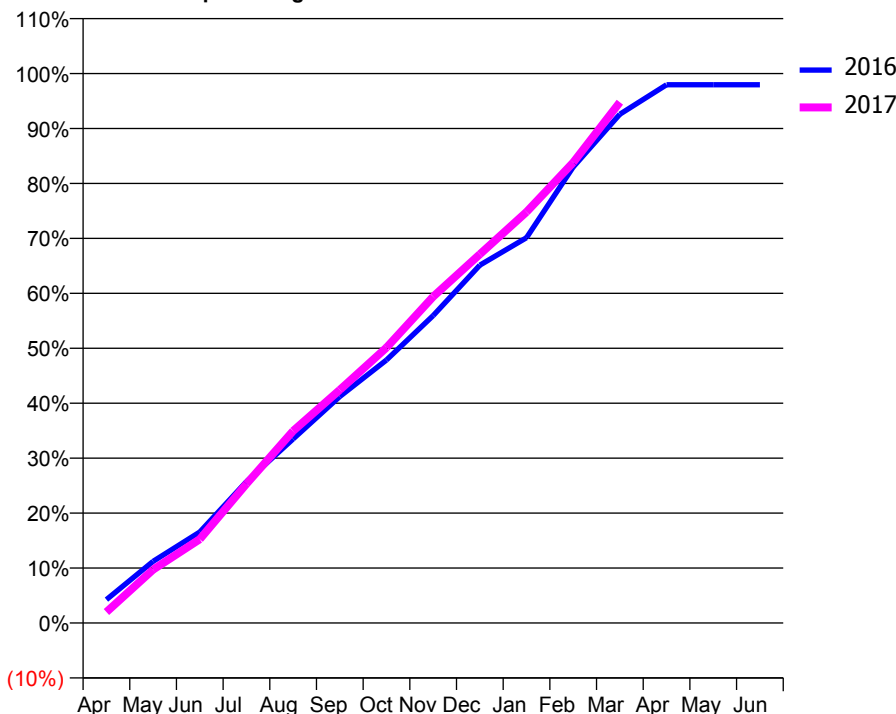
ACCESS*

Patients seen in 24 months	Total	Change since previous quarter
Quarter ending March 2016	8,567	
Quarter ending June 2016	8,565	→
Quarter ending September 2016	8,542	→
Quarter ending December 2016	8,584	→
Quarter ending March 2017	8,757	↑
Variance since March 2016	2.2%	↑



ACTIVITY

Cumulative percentage of contracted UDA delivered 2016 & 2017



Adjusted Scheduled Activity (UDA)

Month	2016	2017
April	1,263	597
May	3,334	2,887
June	4,917	4,527
July	7,641	7,520
August	9,953	10,382
September	12,241	12,605
October	14,219	14,892
November	16,622	17,642
December	19,345	19,934
January	20,831	22,218
February	24,649	24,891
March	27,501	28,151
April	29,098	
May	29,100	
June	29,100	

QUALITY

	Quantity	Base Number	Contract	AT	Region	England
% of FP17s for the same patient ID Re-attending within 3 months - Children	424	4,419	9.6%	12.9%	13.3%	12.3%
% of FP17s for the same patient ID Re-attending within 3 months - Adults	1,897	10,700	17.7%	17.6%	17.3%	16.7%
% of FP17s for the same patient ID Re-attending between 3 & 9 months - Children	3,130	4,419	70.8%	56.2%	58.9%	57.6%
% of FP17s for the same patient ID Re-attending between 3 & 9 months - Adults	6,729	10,700	62.9%	49.9%	52.2%	50.1%
% of FP17s for Band 1 Urgent Courses	1,093	14,447	7.6%	10.4%	9.2%	9.1%
% of FP17s Relating to Free Repair or Replacements	122	14,447	0.8%	0.9%	1.0%	0.8%
% of FP17s Relating to Continuations	51	14,447	0.4%	1.3%	1.4%	1.2%
% of Patients satisfied with the dentistry they have received	12	12	100.0%	92.1%	93.1%	92.8%
% of Patients satisfied with the time they had to wait for an appointment	12	12	100.0%	88.1%	89.5%	88.7%

* This is based on patients treated on this contract for their most recent course of treatment. Figures in italics indicate the base number of FP17s or Patient Questionnaire responses are less than 100. N/A is shown where the base number of responses is less than 10 during the period. % is calculated as Quantity/Base number*100

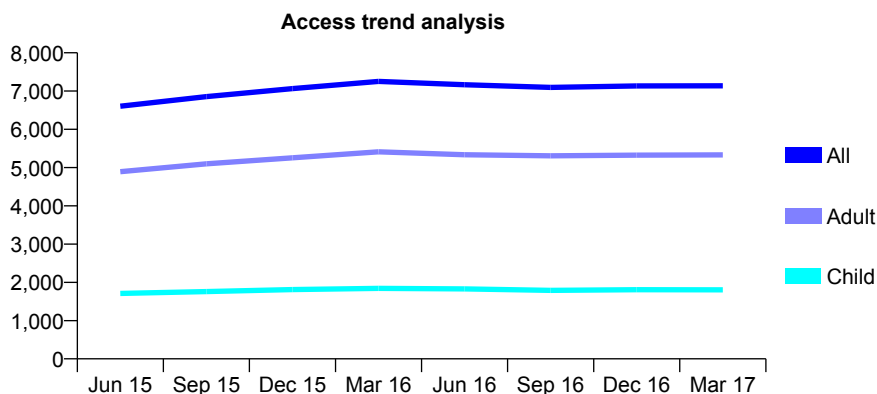
Q46 - Vital Signs At a Glance Contract Report for 110264/0001 - March 2017

Name or company name	Spring Lane Dental Practice Ltd
Contract type name	GDS Contract
Purpose of contract	General
Contract start date	07/04/2014
Contract end date	

16/17 Contracted general activity (UDA)	21,657
Carry forward general activity (UDA)	0
16/17 Contracted orthodontic activity (UOA)	0
Carry forward orthodontic activity (UOA)	0
Baseline contract value	£602,265.93

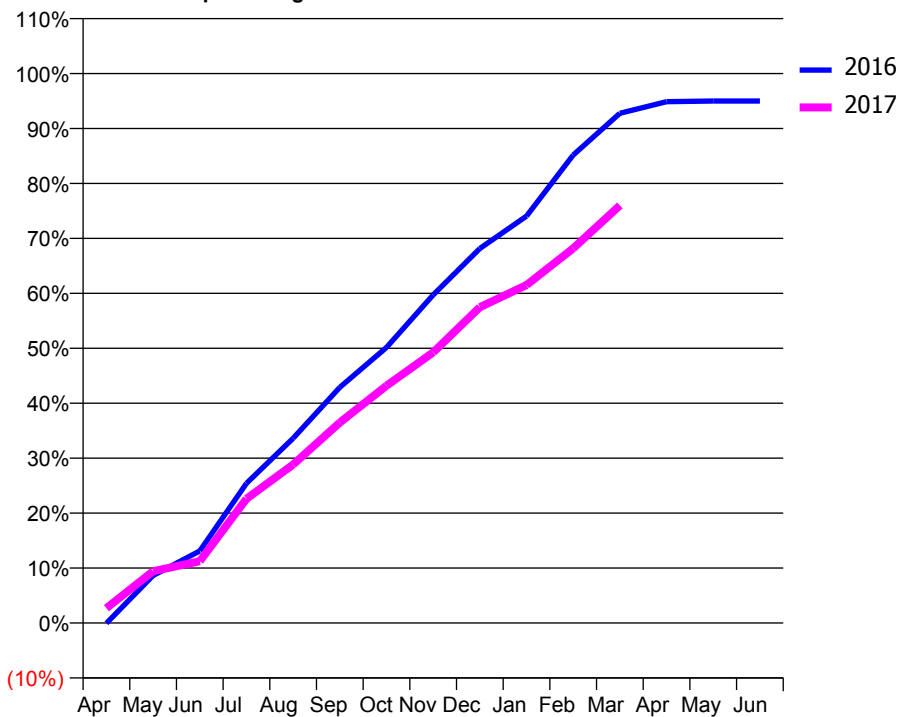
ACCESS*

Patients seen in 24 months	Total	Change since previous quarter
Quarter ending March 2016	7,254	
Quarter ending June 2016	7,164	↓
Quarter ending September 2016	7,096	→
Quarter ending December 2016	7,135	→
Quarter ending March 2017	7,138	→
Variance since March 2016	(1.6%)	↓



ACTIVITY

Cumulative percentage of contracted UDA delivered 2016 & 2017



Month	Adjusted Scheduled Activity (UDA)	
	2016	2017
April	-12	585
May	1,872	2,043
June	2,842	2,435
July	5,503	4,894
August	7,279	6,247
September	9,290	7,904
October	10,862	9,351
November	12,929	10,664
December	14,762	12,445
January	16,038	13,320
February	18,443	14,765
March	20,090	16,456
April	20,547	
May	20,571	
June	20,571	

QUALITY

	Quantity	Base Number	Contract	AT	Region	England
% of FP17s for the same patient ID Re-attending within 3 months - Children	156	2,719	5.7%	12.9%	13.3%	12.3%
% of FP17s for the same patient ID Re-attending within 3 months - Adults	852	6,704	12.7%	17.6%	17.3%	16.7%
% of FP17s for the same patient ID Re-attending between 3 & 9 months - Children	1,782	2,719	65.5%	56.2%	58.9%	57.6%
% of FP17s for the same patient ID Re-attending between 3 & 9 months - Adults	3,804	6,704	56.7%	49.9%	52.2%	50.1%
% of FP17s for Band 1 Urgent Courses	465	9,121	5.1%	10.4%	9.2%	9.1%
% of FP17s Relating to Free Repair or Replacements	121	9,121	1.3%	0.9%	1.0%	0.8%
% of FP17s Relating to Continuations	42	9,121	0.5%	1.3%	1.4%	1.2%
% of Patients satisfied with the dentistry they have received	6	7	N/A	92.1%	93.1%	92.8%
% of Patients satisfied with the time they had to wait for an appointment	6	7	N/A	88.1%	89.5%	88.7%

* This is based on patients treated on this contract for their most recent course of treatment. Figures in italics indicate the base number of FP17s or Patient Questionnaire responses are less than 100. N/A is shown where the base number of responses is less than 10 during the period. % is calculated as Quantity/Base number*100

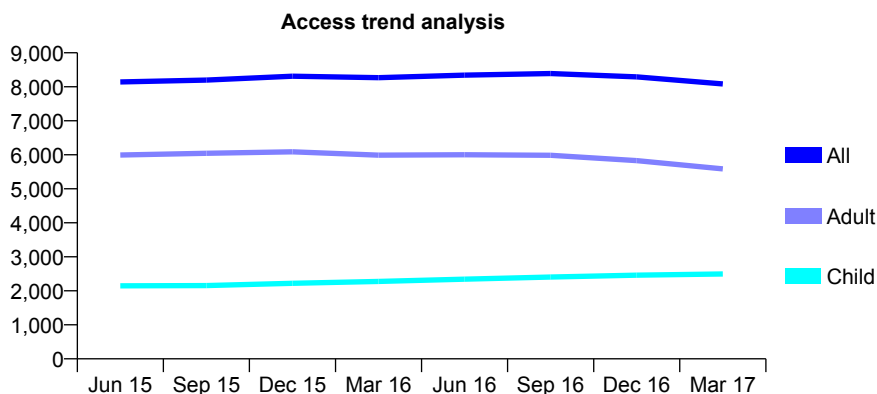
Q46 - Vital Signs At a Glance Contract Report for 111937/0001 - March 2017

Name or company name	Deane Dental
Contract type name	GDS Contract
Purpose of contract	General
Contract start date	01/04/2011
Contract end date	

16/17 Contracted general activity (UDA)	26,200
Carry forward general activity (UDA)	-79
16/17 Contracted orthodontic activity (UOA)	0
Carry forward orthodontic activity (UOA)	0
Baseline contract value	£681,701.97

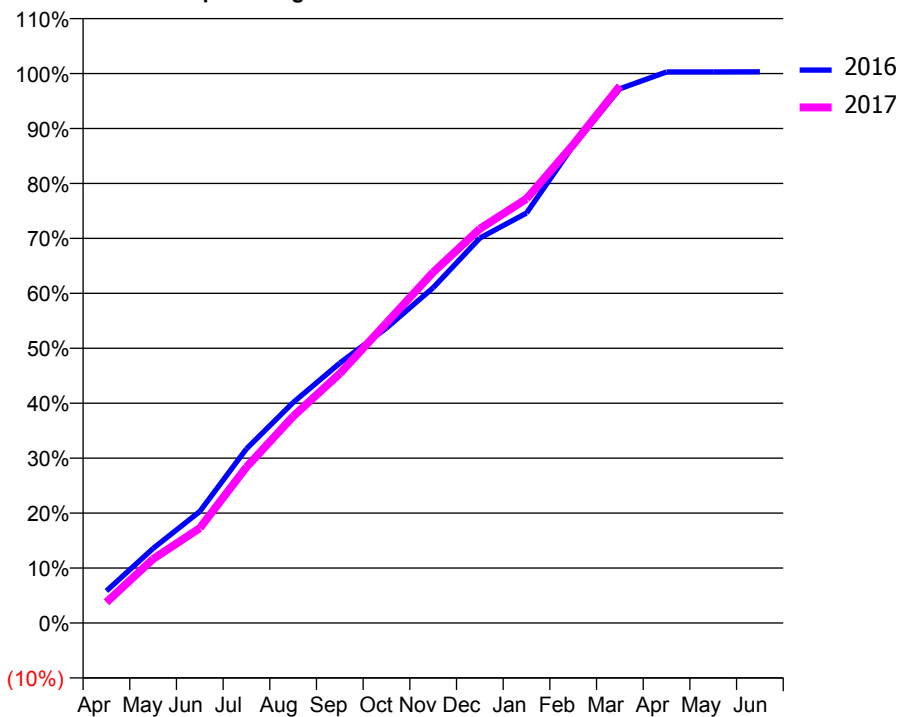
ACCESS*

Patients seen in 24 months	Total	Change since previous quarter
Quarter ending March 2016	8,268	
Quarter ending June 2016	8,345	→
Quarter ending September 2016	8,390	→
Quarter ending December 2016	8,292	↓
Quarter ending March 2017	8,084	↓
Variance since March 2016	(2.2%)	↓



ACTIVITY

Cumulative percentage of contracted UDA delivered 2016 & 2017



Month	Adjusted Scheduled Activity (UDA)	
	2016	2017
April	1,531	986
May	3,555	3,056
June	5,317	4,523
July	8,304	7,434
August	10,513	9,851
September	12,393	11,895
October	14,066	14,310
November	15,985	16,723
December	18,351	18,800
January	19,546	20,230
February	22,759	22,809
March	25,471	25,609
April	26,272	
May	26,275	
June	26,279	

QUALITY

	Quantity	Base Number	Contract	AT	Region	England
% of FP17s for the same patient ID Re-attending within 3 months - Children	587	4,124	14.2%	12.9%	13.3%	12.3%
% of FP17s for the same patient ID Re-attending within 3 months - Adults	1,696	7,950	21.3%	17.6%	17.3%	16.7%
% of FP17s for the same patient ID Re-attending between 3 & 9 months - Children	2,267	4,124	55.0%	56.2%	58.9%	57.6%
% of FP17s for the same patient ID Re-attending between 3 & 9 months - Adults	3,762	7,950	47.3%	49.9%	52.2%	50.1%
% of FP17s for Band 1 Urgent Courses	2,205	11,744	18.8%	10.4%	9.2%	9.1%
% of FP17s Relating to Free Repair or Replacements	200	11,744	1.7%	0.9%	1.0%	0.8%
% of FP17s Relating to Continuations	29	11,744	0.2%	1.3%	1.4%	1.2%
% of Patients satisfied with the dentistry they have received	6	8	N/A	92.1%	93.1%	92.8%
% of Patients satisfied with the time they had to wait for an appointment	5	8	N/A	88.1%	89.5%	88.7%

* This is based on patients treated on this contract for their most recent course of treatment. Figures in italics indicate the base number of FP17s or Patient Questionnaire responses are less than 100. N/A is shown where the base number of responses is less than 10 during the period. % is calculated as Quantity/Base number*100

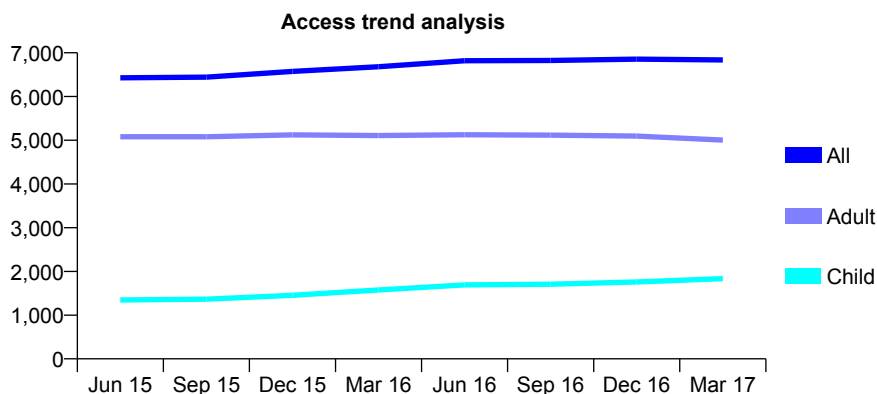
Q46 - Vital Signs At a Glance Contract Report for 112429/0001 - March 2017

Name or company name	Bolton and Bury Dental Practice Partnership
Contract type name	GDS Contract
Purpose of contract	General
Contract start date	01/03/2013
Contract end date	

16/17 Contracted general activity (UDA)	20,000
Carry forward general activity (UDA)	-105
16/17 Contracted orthodontic activity (UOA)	0
Carry forward orthodontic activity (UOA)	0
Baseline contract value	£635,716.70

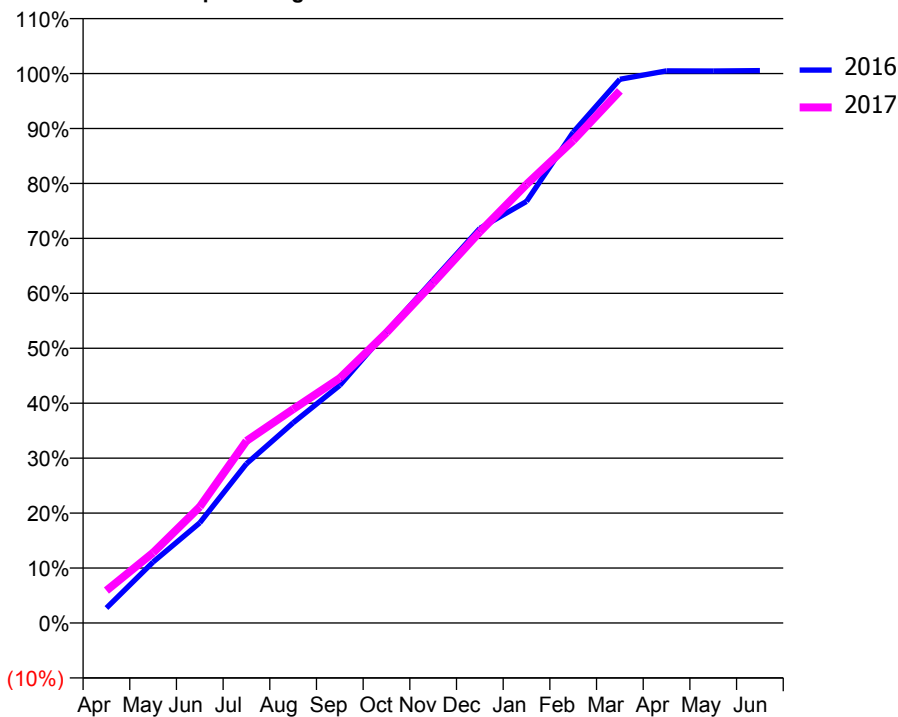
ACCESS*

Patients seen in 24 months	Total	Change since previous quarter
Quarter ending March 2016	6,681	
Quarter ending June 2016	6,817	↑
Quarter ending September 2016	6,825	→
Quarter ending December 2016	6,854	→
Quarter ending March 2017	6,838	→
Variance since March 2016	2.3%	↑



ACTIVITY

Cumulative percentage of contracted UDA delivered 2016 & 2017



Month	Adjusted Scheduled Activity (UDA)	
	2016	2017
April	545	1,182
May	2,218	2,561
June	3,649	4,232
July	5,796	6,630
August	7,287	7,781
September	8,649	8,915
October	10,601	10,569
November	12,487	12,379
December	14,363	14,239
January	15,343	15,965
February	17,864	17,560
March	19,788	19,368
April	20,095	
May	20,093	
June	20,105	

QUALITY

	Quantity	Base Number	Contract	AT	Region	England
% of FP17s for the same patient ID Re-attending within 3 months - Children	196	2,846	6.9%	12.9%	13.3%	12.3%
% of FP17s for the same patient ID Re-attending within 3 months - Adults	683	6,082	11.2%	17.6%	17.3%	16.7%
% of FP17s for the same patient ID Re-attending between 3 & 9 months - Children	1,643	2,846	57.7%	56.2%	58.9%	57.6%
% of FP17s for the same patient ID Re-attending between 3 & 9 months - Adults	2,629	6,082	43.2%	49.9%	52.2%	50.1%
% of FP17s for Band 1 Urgent Courses	699	8,772	8.0%	10.4%	9.2%	9.1%
% of FP17s Relating to Free Repair or Replacements	82	8,772	0.9%	0.9%	1.0%	0.8%
% of FP17s Relating to Continuations	166	8,772	1.9%	1.3%	1.4%	1.2%
% of Patients satisfied with the dentistry they have received	11	12	91.7%	92.1%	93.1%	92.8%
% of Patients satisfied with the time they had to wait for an appointment	11	12	91.7%	88.1%	89.5%	88.7%

* This is based on patients treated on this contract for their most recent course of treatment. Figures in italics indicate the base number of FP17s or Patient Questionnaire responses are less than 100. N/A is shown where the base number of responses is less than 10 during the period. % is calculated as Quantity/Base number*100

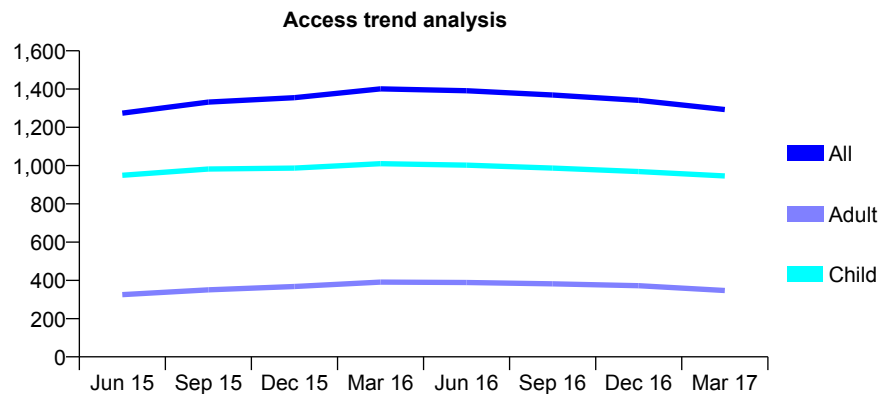
Q46 - Vital Signs At a Glance Contract Report for 112682/0001 - March 2017

Name or company name	Pemberton Dental Practice
Contract type name	GDS Contract
Purpose of contract	General
Contract start date	01/04/2014
Contract end date	

16/17 Contracted general activity (UDA)	4,400
Carry forward general activity (UDA)	0
16/17 Contracted orthodontic activity (UOA)	0
Carry forward orthodontic activity (UOA)	0
Baseline contract value	£107,844.00

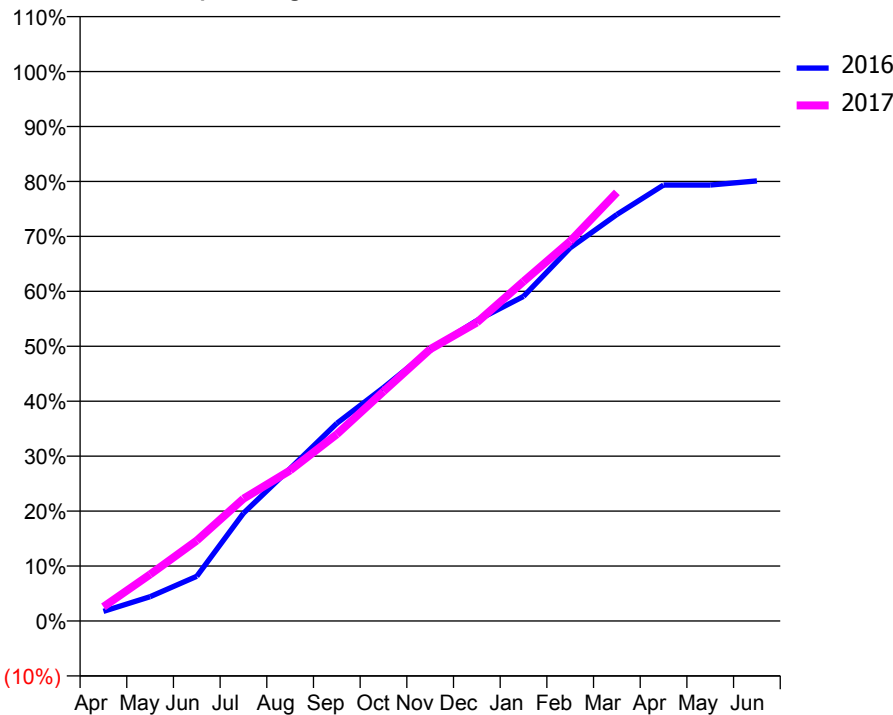
ACCESS*

Patients seen in 24 months	Total	Change since previous quarter
Quarter ending March 2016	1,401	
Quarter ending June 2016	1,391	→
Quarter ending September 2016	1,369	↓
Quarter ending December 2016	1,341	↓
Quarter ending March 2017	1,293	↓
Variance since March 2016	(7.7%)	↓



ACTIVITY

Cumulative percentage of contracted UDA delivered 2016 & 2017



Month	Adjusted Scheduled Activity (UDA)	
	2016	2017
April	97	114
May	243	373
June	448	645
July	1,079	979
August	1,527	1,206
September	1,979	1,495
October	2,336	1,839
November	2,716	2,177
December	3,008	2,391
January	3,250	2,719
February	3,736	3,042
March	4,068	3,433
April	4,364	
May	4,364	
June	4,405	

QUALITY

	Quantity	Base Number	Contract	AT	Region	England
% of FP17s for the same patient ID Re-attending within 3 months - Children	239	1,748	13.7%	12.9%	13.3%	12.3%
% of FP17s for the same patient ID Re-attending within 3 months - Adults	114	437	26.1%	17.6%	17.3%	16.7%
% of FP17s for the same patient ID Re-attending between 3 & 9 months - Children	1,127	1,748	64.5%	56.2%	58.9%	57.6%
% of FP17s for the same patient ID Re-attending between 3 & 9 months - Adults	246	437	56.3%	49.9%	52.2%	50.1%
% of FP17s for Band 1 Urgent Courses	73	2,035	3.6%	10.4%	9.2%	9.1%
% of FP17s Relating to Free Repair or Replacements	0	2,035	0.0%	0.9%	1.0%	0.8%
% of FP17s Relating to Continuations	0	2,035	0.0%	1.3%	1.4%	1.2%
% of Patients satisfied with the dentistry they have received	0	0	N/A	92.1%	93.1%	92.8%
% of Patients satisfied with the time they had to wait for an appointment	0	0	N/A	88.1%	89.5%	88.7%

* This is based on patients treated on this contract for their most recent course of treatment. Figures in italics indicate the base number of FP17s or Patient Questionnaire responses are less than 100. N/A is shown where the base number of responses is less than 10 during the period. % is calculated as Quantity/Base number*100

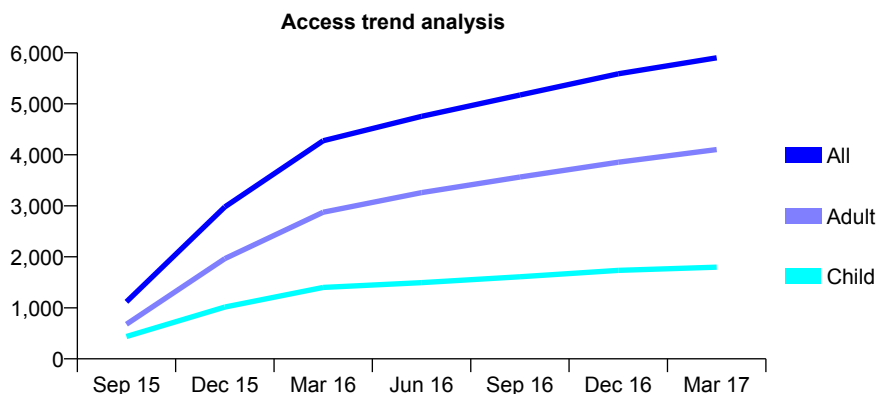
Q46 - Vital Signs At a Glance Contract Report for 112836/0001 - March 2017

Name or company name	Ripponden Road Dental Practice Partnersh
Contract type name	GDS Contract
Purpose of contract	General
Contract start date	30/07/2015
Contract end date	

16/17 Contracted general activity (UDA)	17,909
Carry forward general activity (UDA)	58
16/17 Contracted orthodontic activity (UOA)	0
Carry forward orthodontic activity (UOA)	0
Baseline contract value	£544,289.40

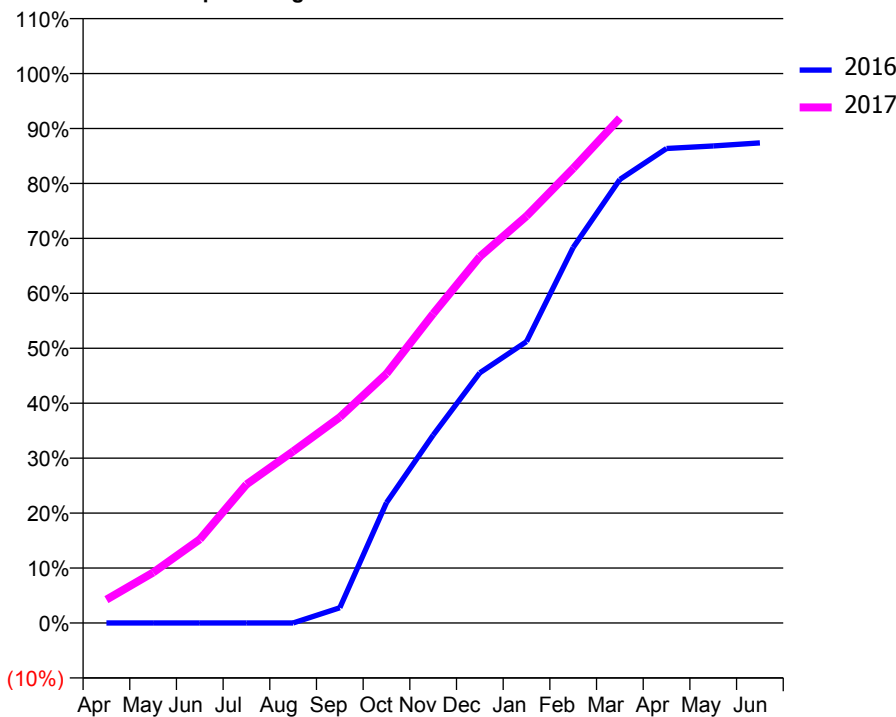
ACCESS*

Patients seen in 24 months	Total	Change since previous quarter
Quarter ending March 2016	4,275	
Quarter ending June 2016	4,753	↑
Quarter ending September 2016	5,173	↑
Quarter ending December 2016	5,589	↑
Quarter ending March 2017	5,902	↑
Variance since March 2016	38.1%	↑



ACTIVITY

Cumulative percentage of contracted UDA delivered 2016 & 2017



Adjusted Scheduled Activity (UDA)

Month	2016	2017
April	0	761
May	0	1,645
June	0	2,727
July	0	4,517
August	0	5,597
September	335	6,707
October	2,632	8,126
November	4,113	10,082
December	5,473	11,940
January	6,157	13,262
February	8,217	14,816
March	9,704	16,454
April	10,382	
May	10,437	
June	10,503	

QUALITY

	Quantity	Base Number	Contract	AT	Region	England
% of FP17s for the same patient ID Re-attending within 3 months - Children	260	2,892	9.0%	12.9%	13.3%	12.3%
% of FP17s for the same patient ID Re-attending within 3 months - Adults	803	6,309	12.7%	17.6%	17.3%	16.7%
% of FP17s for the same patient ID Re-attending between 3 & 9 months - Children	1,780	2,892	61.5%	56.2%	58.9%	57.6%
% of FP17s for the same patient ID Re-attending between 3 & 9 months - Adults	3,700	6,309	58.6%	49.9%	52.2%	50.1%
% of FP17s for Band 1 Urgent Courses	784	8,791	8.9%	10.4%	9.2%	9.1%
% of FP17s Relating to Free Repair or Replacements	24	8,791	0.3%	0.9%	1.0%	0.8%
% of FP17s Relating to Continuations	87	8,791	1.0%	1.3%	1.4%	1.2%
% of Patients satisfied with the dentistry they have received	7	7	N/A	92.1%	93.1%	92.8%
% of Patients satisfied with the time they had to wait for an appointment	7	7	N/A	88.1%	89.5%	88.7%

* This is based on patients treated on this contract for their most recent course of treatment. Figures in italics indicate the base number of FP17s or Patient Questionnaire responses are less than 100. N/A is shown where the base number of responses is less than 10 during the period. % is calculated as Quantity/Base number*100

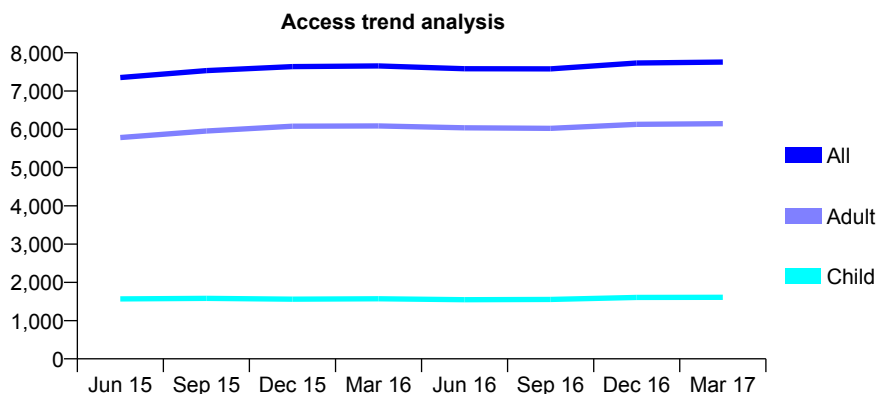
Q46 - Vital Signs At a Glance Contract Report for 114022/0001 - March 2017

Name or company name	Marjory Lees Dental Centre
Contract type name	GDS Contract
Purpose of contract	General
Contract start date	01/03/2014
Contract end date	

16/17 Contracted general activity (UDA)	24,594
Carry forward general activity (UDA)	-492
16/17 Contracted orthodontic activity (UOA)	0
Carry forward orthodontic activity (UOA)	0
Baseline contract value	£898,965.91

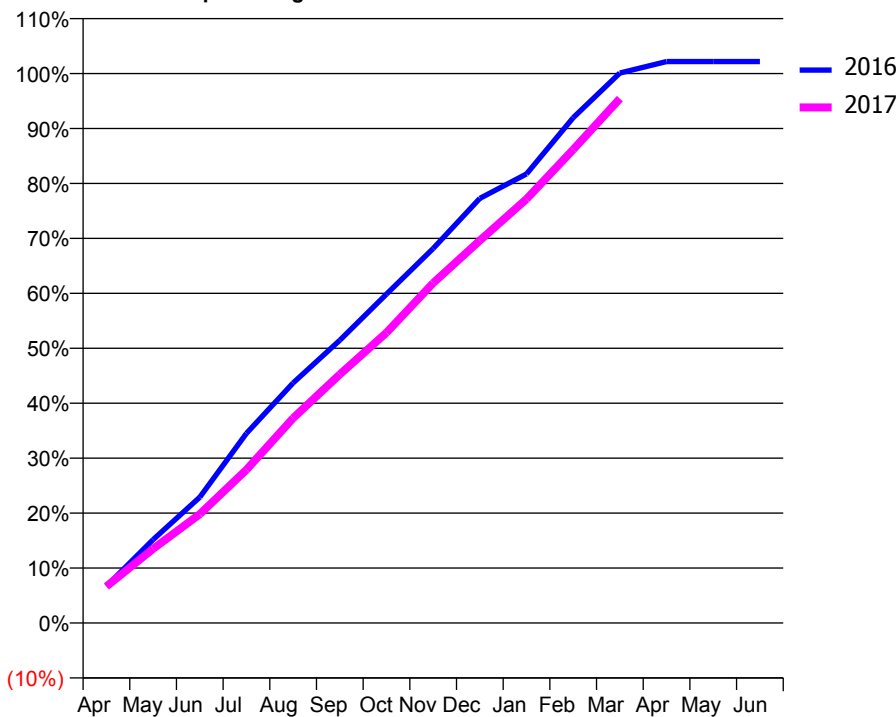
ACCESS*

Patients seen in 24 months	Total	Change since previous quarter
Quarter ending March 2016	7,657	
Quarter ending June 2016	7,583	→
Quarter ending September 2016	7,579	→
Quarter ending December 2016	7,734	↑
Quarter ending March 2017	7,757	→
Variance since March 2016	1.3%	→



ACTIVITY

Cumulative percentage of contracted UDA delivered 2016 & 2017



Month	Adjusted Scheduled Activity (UDA)	
	2016	2017
April	1,652	1,638
May	3,731	3,324
June	5,633	4,875
July	8,491	6,862
August	10,743	9,168
September	12,658	11,127
October	14,722	12,993
November	16,762	15,213
December	19,007	17,121
January	20,101	18,977
February	22,619	21,189
March	24,616	23,470
April	25,130	
May	25,131	
June	25,131	

QUALITY

	Quantity	Base Number	Contract	AT	Region	England
% of FP17s for the same patient ID Re-attending within 3 months - Children	645	3,710	17.4%	12.9%	13.3%	12.3%
% of FP17s for the same patient ID Re-attending within 3 months - Adults	1,630	10,124	16.1%	17.6%	17.3%	16.7%
% of FP17s for the same patient ID Re-attending between 3 & 9 months - Children	2,435	3,710	65.6%	56.2%	58.9%	57.6%
% of FP17s for the same patient ID Re-attending between 3 & 9 months - Adults	6,069	10,124	59.9%	49.9%	52.2%	50.1%
% of FP17s for Band 1 Urgent Courses	961	13,459	7.1%	10.4%	9.2%	9.1%
% of FP17s Relating to Free Repair or Replacements	113	13,459	0.8%	0.9%	1.0%	0.8%
% of FP17s Relating to Continuations	264	13,459	2.0%	1.3%	1.4%	1.2%
% of Patients satisfied with the dentistry they have received	13	14	92.9%	92.1%	93.1%	92.8%
% of Patients satisfied with the time they had to wait for an appointment	13	14	92.9%	88.1%	89.5%	88.7%

* This is based on patients treated on this contract for their most recent course of treatment. Figures in italics indicate the base number of FP17s or Patient Questionnaire responses are less than 100. N/A is shown where the base number of responses is less than 10 during the period. % is calculated as Quantity/Base number*100

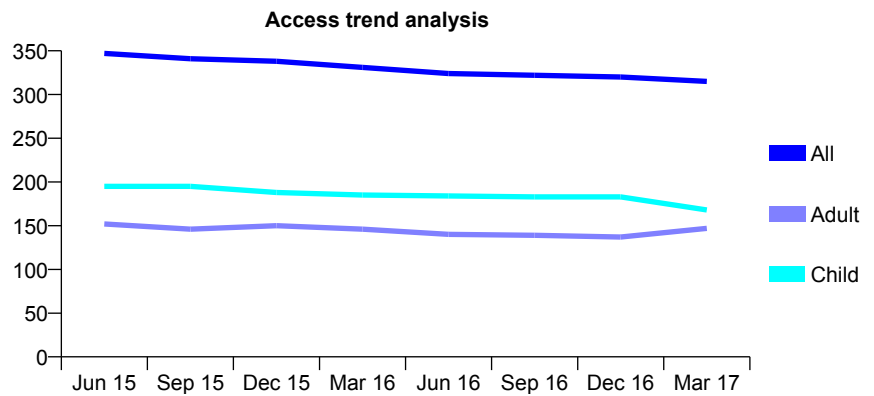
Q46 - Vital Signs At a Glance Contract Report for 114596/0001 - March 2017

Name or company name	Scott & Scott Dental Practice
Contract type name	GDS Contract
Purpose of contract	General
Contract start date	01/04/2006
Contract end date	

16/17 Contracted general activity (UDA)	1,475
Carry forward general activity (UDA)	0
16/17 Contracted orthodontic activity (UOA)	0
Carry forward orthodontic activity (UOA)	0
Baseline contract value	£34,892.66

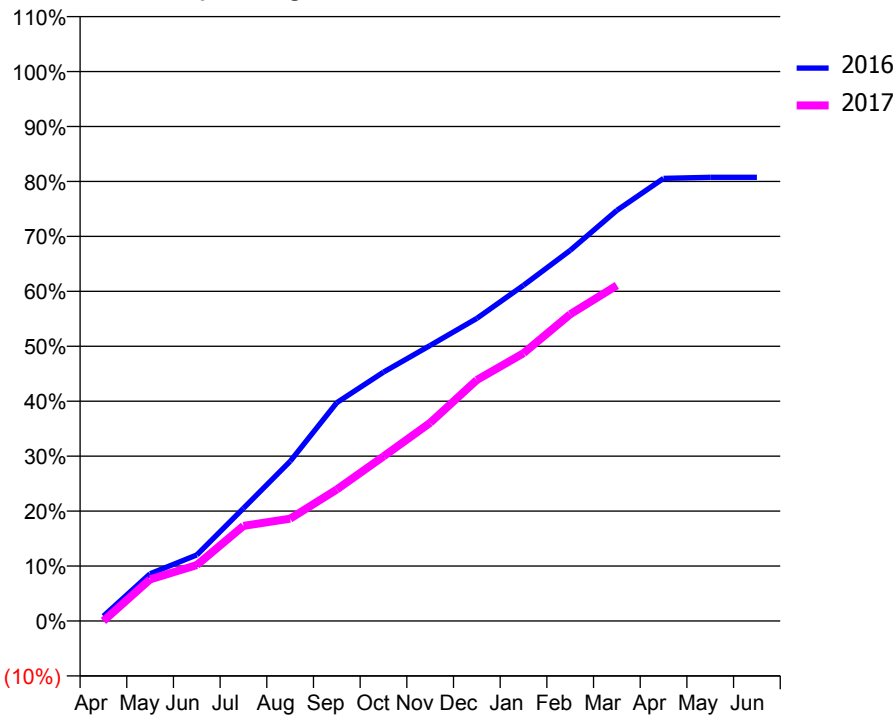
ACCESS*

Patients seen in 24 months	Total	Change since previous quarter
Quarter ending March 2016	331	
Quarter ending June 2016	324	↓
Quarter ending September 2016	322	→
Quarter ending December 2016	320	→
Quarter ending March 2017	315	↓
Variance since March 2016	(4.8%)	↓



ACTIVITY

Cumulative percentage of contracted UDA delivered 2016 & 2017



Month	Adjusted Scheduled Activity (UDA)	
	2016	2017
April	13	0
May	127	112
June	177	150
July	303	255
August	429	275
September	586	353
October	668	442
November	740	532
December	812	647
January	901	719
February	995	823
March	1,102	901
April	1,188	
May	1,191	
June	1,191	

QUALITY

	Quantity	Base Number	Contract	AT	Region	England
% of FP17s for the same patient ID Re-attending within 3 months - Children	18	275	6.5%	12.9%	13.3%	12.3%
% of FP17s for the same patient ID Re-attending within 3 months - Adults	36	170	21.2%	17.6%	17.3%	16.7%
% of FP17s for the same patient ID Re-attending between 3 & 9 months - Children	187	275	68.0%	56.2%	58.9%	57.6%
% of FP17s for the same patient ID Re-attending between 3 & 9 months - Adults	81	170	47.6%	49.9%	52.2%	50.1%
% of FP17s for Band 1 Urgent Courses	24	410	5.9%	10.4%	9.2%	9.1%
% of FP17s Relating to Free Repair or Replacements	1	410	0.2%	0.9%	1.0%	0.8%
% of FP17s Relating to Continuations	3	410	0.7%	1.3%	1.4%	1.2%
% of Patients satisfied with the dentistry they have received	0	0	N/A	92.1%	93.1%	92.8%
% of Patients satisfied with the time they had to wait for an appointment	0	0	N/A	88.1%	89.5%	88.7%

* This is based on patients treated on this contract for their most recent course of treatment. Figures in italics indicate the base number of FP17s or Patient Questionnaire responses are less than 100. N/A is shown where the base number of responses is less than 10 during the period. % is calculated as Quantity/Base number*100

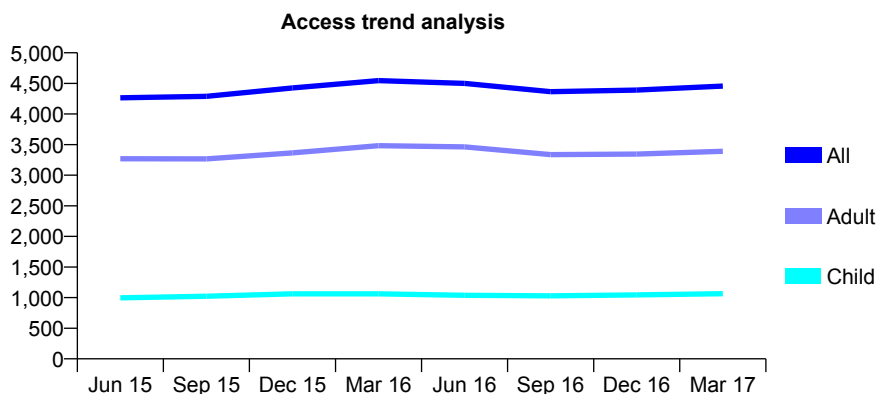
Q46 - Vital Signs At a Glance Contract Report for 115657/0001 - March 2017

Name or company name	the dental practice
Contract type name	GDS Contract
Purpose of contract	General
Contract start date	01/01/2011
Contract end date	

16/17 Contracted general activity (UDA)	15,833
Carry forward general activity (UDA)	0
16/17 Contracted orthodontic activity (UOA)	0
Carry forward orthodontic activity (UOA)	0
Baseline contract value	£496,521.17

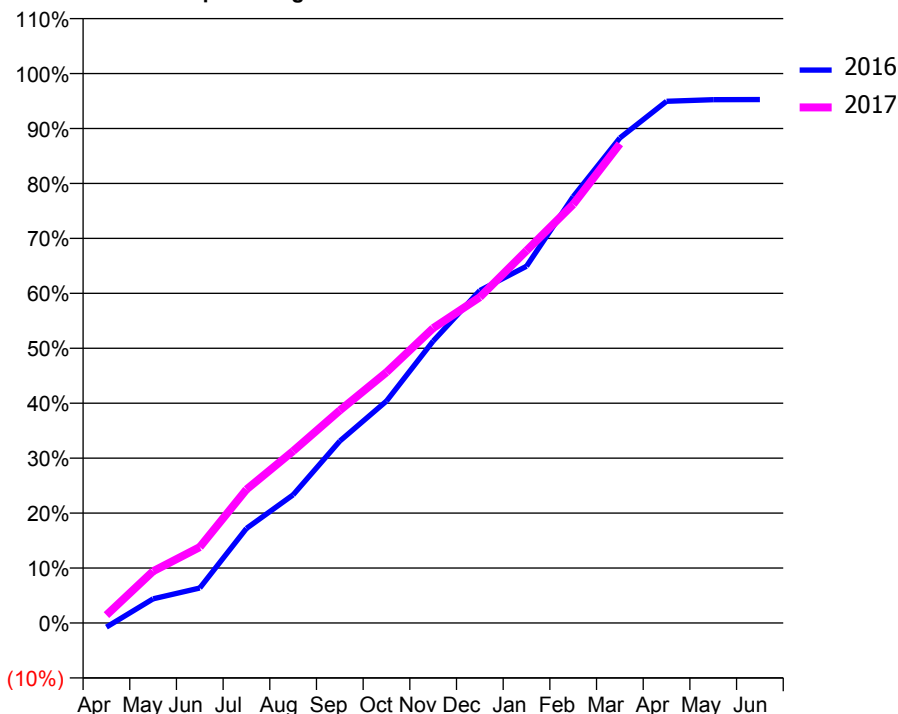
ACCESS*

Patients seen in 24 months	Total	Change since previous quarter
Quarter ending March 2016	4,545	
Quarter ending June 2016	4,501	→
Quarter ending September 2016	4,366	↓
Quarter ending December 2016	4,390	→
Quarter ending March 2017	4,456	→
Variance since March 2016	(2.0%)	↓



ACTIVITY

Cumulative percentage of contracted UDA delivered 2016 & 2017



Month	Adjusted Scheduled Activity (UDA)	
	2016	2017
April	-120	230
May	697	1,494
June	1,008	2,188
July	2,724	3,847
August	3,695	4,955
September	5,242	6,125
October	6,395	7,225
November	8,123	8,497
December	9,579	9,389
January	10,281	10,728
February	12,284	12,061
March	13,976	13,808
April	15,032	
May	15,080	
June	15,082	

QUALITY

	Quantity	Base Number	Contract	AT	Region	England
% of FP17s for the same patient ID Re-attending within 3 months - Children	189	1,261	15.0%	12.9%	13.3%	12.3%
% of FP17s for the same patient ID Re-attending within 3 months - Adults	853	3,894	21.9%	17.6%	17.3%	16.7%
% of FP17s for the same patient ID Re-attending between 3 & 9 months - Children	457	1,261	36.2%	56.2%	58.9%	57.6%
% of FP17s for the same patient ID Re-attending between 3 & 9 months - Adults	1,264	3,894	32.5%	49.9%	52.2%	50.1%
% of FP17s for Band 1 Urgent Courses	846	4,811	17.6%	10.4%	9.2%	9.1%
% of FP17s Relating to Free Repair or Replacements	21	4,811	0.4%	0.9%	1.0%	0.8%
% of FP17s Relating to Continuations	96	4,811	2.0%	1.3%	1.4%	1.2%
% of Patients satisfied with the dentistry they have received	2	2	N/A	92.1%	93.1%	92.8%
% of Patients satisfied with the time they had to wait for an appointment	2	2	N/A	88.1%	89.5%	88.7%

* This is based on patients treated on this contract for their most recent course of treatment. Figures in italics indicate the base number of FP17s or Patient Questionnaire responses are less than 100. N/A is shown where the base number of responses is less than 10 during the period. % is calculated as Quantity/Base number*100

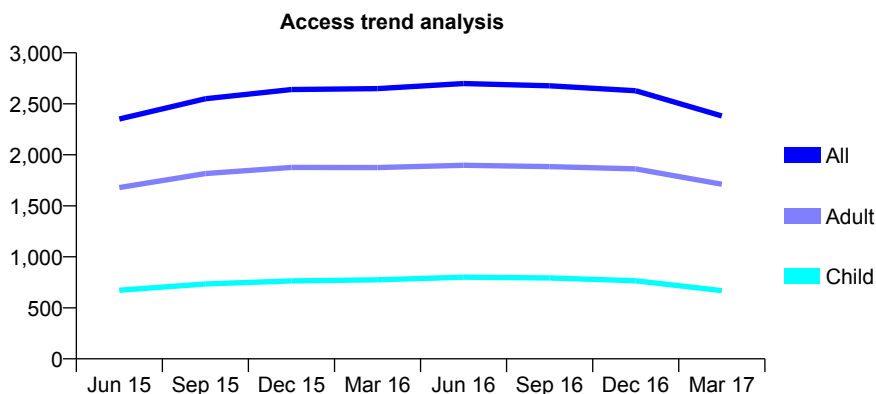
Q46 - Vital Signs At a Glance Contract Report for 115835/0001 - March 2017

Name or company name	Talking Teeth
Contract type name	GDS Contract
Purpose of contract	General
Contract start date	01/11/2013
Contract end date	

16/17 Contracted general activity (UDA)	6,297
Carry forward general activity (UDA)	-126
16/17 Contracted orthodontic activity (UOA)	0
Carry forward orthodontic activity (UOA)	0
Baseline contract value	£138,195.91

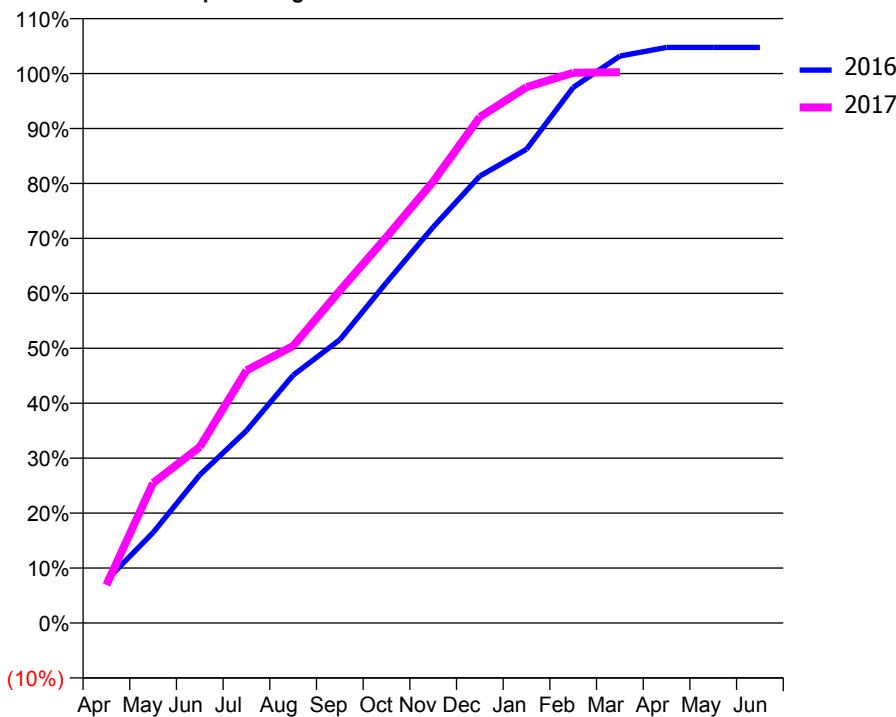
ACCESS*

Patients seen in 24 months	Total	Change since previous quarter
Quarter ending March 2016	2,649	
Quarter ending June 2016	2,699	→
Quarter ending September 2016	2,677	→
Quarter ending December 2016	2,628	↓
Quarter ending March 2017	2,381	↓
Variance since March 2016	(10.1%)	↓



ACTIVITY

Cumulative percentage of contracted UDA delivered 2016 & 2017



Month	Adjusted Scheduled Activity (UDA)	
	2016	2017
April	511	436
May	1,083	1,605
June	1,773	2,017
July	2,303	2,895
August	2,966	3,175
September	3,390	3,809
October	4,076	4,423
November	4,739	5,059
December	5,348	5,798
January	5,670	6,141
February	6,410	6,305
March	6,785	6,311
April	6,889	
May	6,889	
June	6,889	

QUALITY

	Quantity	Base Number	Contract	AT	Region	England
% of FP17s for the same patient ID Re-attending within 3 months - Children	68	826	8.2%	12.9%	13.3%	12.3%
% of FP17s for the same patient ID Re-attending within 3 months - Adults	239	1,994	12.0%	17.6%	17.3%	16.7%
% of FP17s for the same patient ID Re-attending between 3 & 9 months - Children	453	826	54.8%	56.2%	58.9%	57.6%
% of FP17s for the same patient ID Re-attending between 3 & 9 months - Adults	1,049	1,994	52.6%	49.9%	52.2%	50.1%
% of FP17s for Band 1 Urgent Courses	257	2,771	9.3%	10.4%	9.2%	9.1%
% of FP17s Relating to Free Repair or Replacements	28	2,771	1.0%	0.9%	1.0%	0.8%
% of FP17s Relating to Continuations	3	2,771	0.1%	1.3%	1.4%	1.2%
% of Patients satisfied with the dentistry they have received	1	1	N/A	92.1%	93.1%	92.8%
% of Patients satisfied with the time they had to wait for an appointment	1	1	N/A	88.1%	89.5%	88.7%

* This is based on patients treated on this contract for their most recent course of treatment. Figures in italics indicate the base number of FP17s or Patient Questionnaire responses are less than 100. N/A is shown where the base number of responses is less than 10 during the period. % is calculated as Quantity/Base number*100

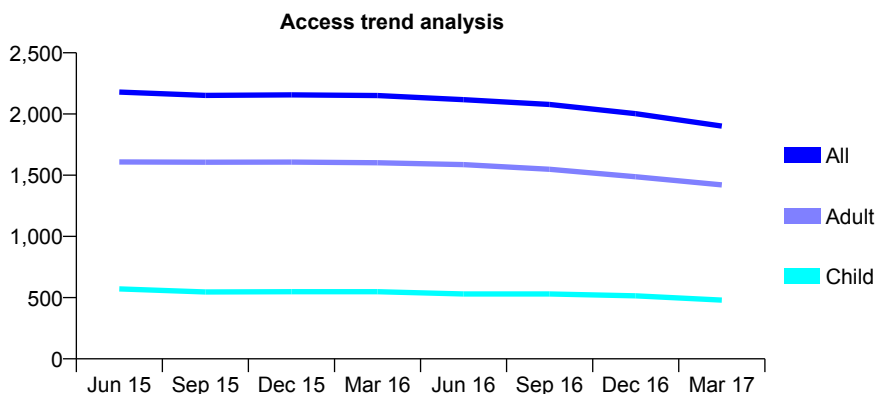
Q46 - Vital Signs At a Glance Contract Report for 116009/0001 - March 2017

Name or company name	Kathcare Ltd
Contract type name	GDS Contract
Purpose of contract	General
Contract start date	01/04/2010
Contract end date	

16/17 Contracted general activity (UDA)	6,500
Carry forward general activity (UDA)	-130
16/17 Contracted orthodontic activity (UOA)	0
Carry forward orthodontic activity (UOA)	0
Baseline contract value	£195,193.24

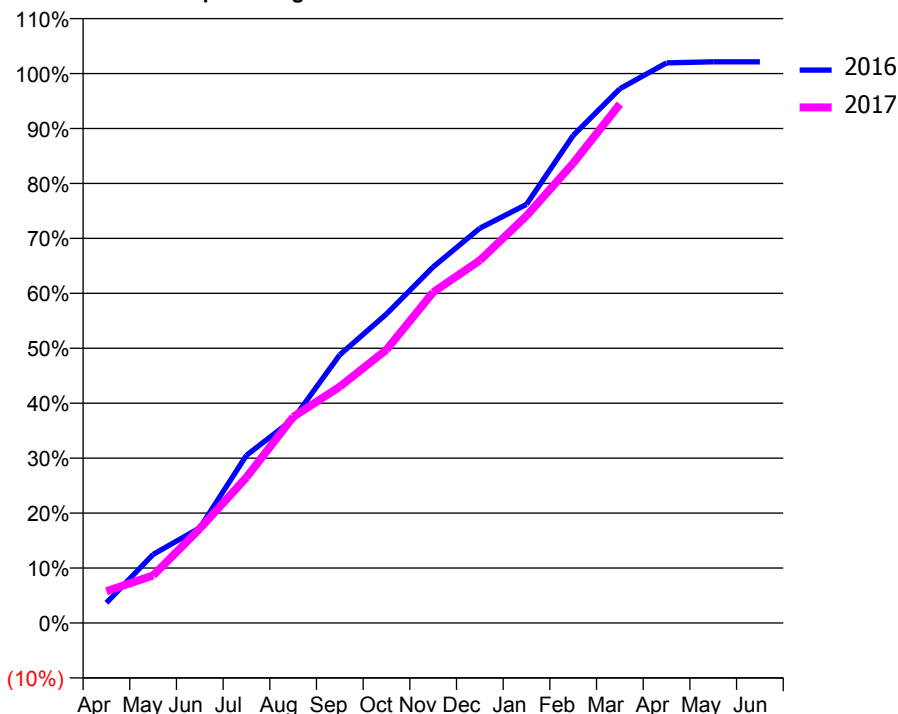
ACCESS*

Patients seen in 24 months	Total	Change since previous quarter
Quarter ending March 2016	2,151	
Quarter ending June 2016	2,117	↓
Quarter ending September 2016	2,078	↓
Quarter ending December 2016	2,003	↓
Quarter ending March 2017	1,901	↓
Variance since March 2016	(11.6%)	↓



ACTIVITY

Cumulative percentage of contracted UDA delivered 2016 & 2017



Month	Adjusted Scheduled Activity (UDA)	
	2016	2017
April	239	377
May	812	563
June	1,125	1,116
July	1,984	1,724
August	2,411	2,438
September	3,173	2,796
October	3,655	3,233
November	4,212	3,912
December	4,669	4,290
January	4,953	4,817
February	5,767	5,439
March	6,319	6,138
April	6,626	
May	6,638	
June	6,638	

QUALITY

	Quantity	Base Number	Contract	AT	Region	England
% of FP17s for the same patient ID Re-attending within 3 months - Children	58	646	9.0%	12.9%	13.3%	12.3%
% of FP17s for the same patient ID Re-attending within 3 months - Adults	279	1,749	16.0%	17.6%	17.3%	16.7%
% of FP17s for the same patient ID Re-attending between 3 & 9 months - Children	324	646	50.2%	56.2%	58.9%	57.6%
% of FP17s for the same patient ID Re-attending between 3 & 9 months - Adults	737	1,749	42.1%	49.9%	52.2%	50.1%
% of FP17s for Band 1 Urgent Courses	220	2,270	9.7%	10.4%	9.2%	9.1%
% of FP17s Relating to Free Repair or Replacements	6	2,270	0.3%	0.9%	1.0%	0.8%
% of FP17s Relating to Continuations	41	2,270	1.8%	1.3%	1.4%	1.2%
% of Patients satisfied with the dentistry they have received	0	1	N/A	92.1%	93.1%	92.8%
% of Patients satisfied with the time they had to wait for an appointment	1	1	N/A	88.1%	89.5%	88.7%

* This is based on patients treated on this contract for their most recent course of treatment. Figures in italics indicate the base number of FP17s or Patient Questionnaire responses are less than 100. N/A is shown where the base number of responses is less than 10 during the period. % is calculated as Quantity/Base number*100

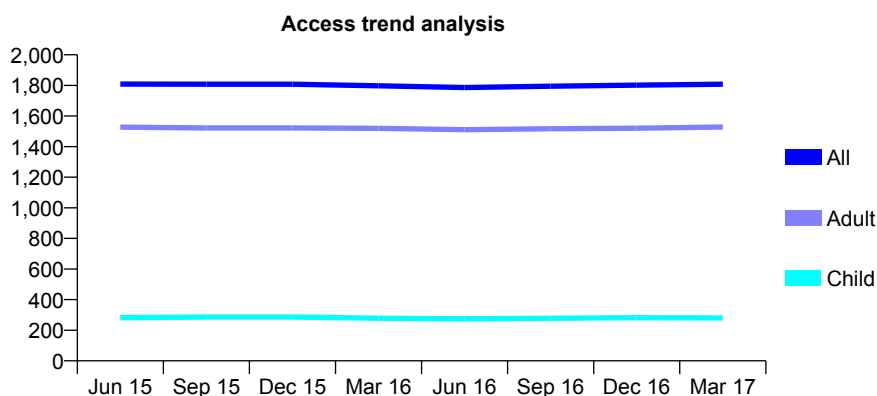
Q46 - Vital Signs At a Glance Contract Report for 116440/0001 - March 2017

Name or company name	Pracny and Strass Dental Practice
Contract type name	GDS Contract
Purpose of contract	General
Contract start date	01/04/2006
Contract end date	

16/17 Contracted general activity (UDA)	7,202
Carry forward general activity (UDA)	16
16/17 Contracted orthodontic activity (UOA)	0
Carry forward orthodontic activity (UOA)	0
Baseline contract value	£167,843.81

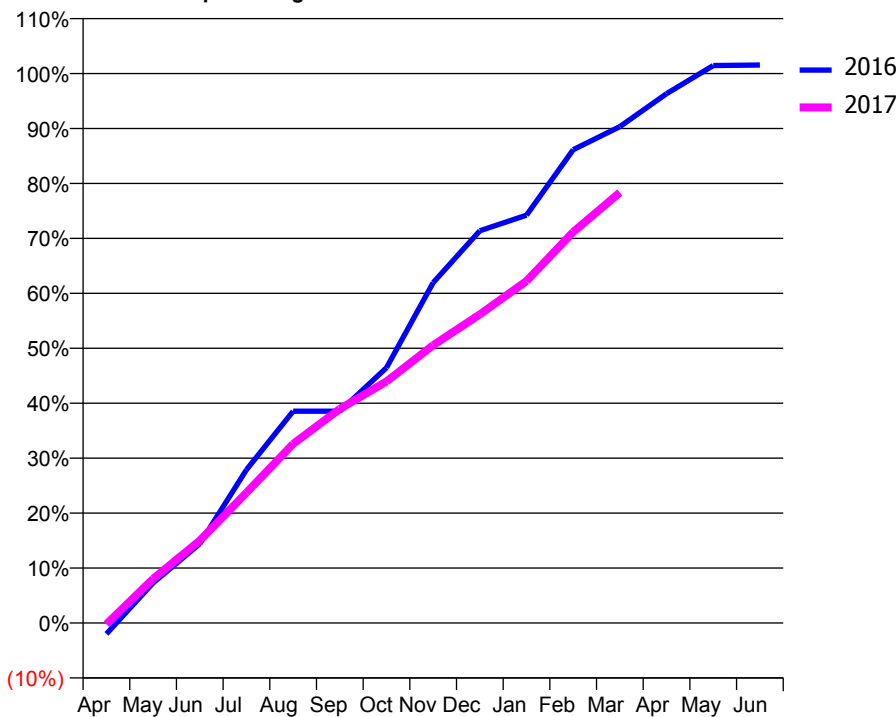
ACCESS*

Patients seen in 24 months	Total	Change since previous quarter
Quarter ending March 2016	1,797	
Quarter ending June 2016	1,786	→
Quarter ending September 2016	1,795	→
Quarter ending December 2016	1,802	→
Quarter ending March 2017	1,808	→
Variance since March 2016	0.6%	→



ACTIVITY

Cumulative percentage of contracted UDA delivered 2016 & 2017



Adjusted Scheduled Activity (UDA)

Month	2016	2017
April	-120	-16
May	435	580
June	859	1,081
July	1,662	1,708
August	2,298	2,347
September	2,298	2,806
October	2,768	3,167
November	3,692	3,642
December	4,255	4,046
January	4,423	4,482
February	5,133	5,126
March	5,384	5,642
April	5,741	
May	6,047	
June	6,052	

QUALITY

	Quantity	Base Number	Contract	AT	Region	England
% of FP17s for the same patient ID Re-attending within 3 months - Children	34	414	8.2%	12.9%	13.3%	12.3%
% of FP17s for the same patient ID Re-attending within 3 months - Adults	374	2,523	14.8%	17.6%	17.3%	16.7%
% of FP17s for the same patient ID Re-attending between 3 & 9 months - Children	235	414	56.8%	56.2%	58.9%	57.6%
% of FP17s for the same patient ID Re-attending between 3 & 9 months - Adults	1,609	2,523	63.8%	49.9%	52.2%	50.1%
% of FP17s for Band 1 Urgent Courses	91	2,622	3.5%	10.4%	9.2%	9.1%
% of FP17s Relating to Free Repair or Replacements	20	2,622	0.8%	0.9%	1.0%	0.8%
% of FP17s Relating to Continuations	120	2,622	4.6%	1.3%	1.4%	1.2%
% of Patients satisfied with the dentistry they have received	8	10	80.0%	92.1%	93.1%	92.8%
% of Patients satisfied with the time they had to wait for an appointment	9	10	90.0%	88.1%	89.5%	88.7%

* This is based on patients treated on this contract for their most recent course of treatment. Figures in italics indicate the base number of FP17s or Patient Questionnaire responses are less than 100. N/A is shown where the base number of responses is less than 10 during the period. % is calculated as Quantity/Base number*100

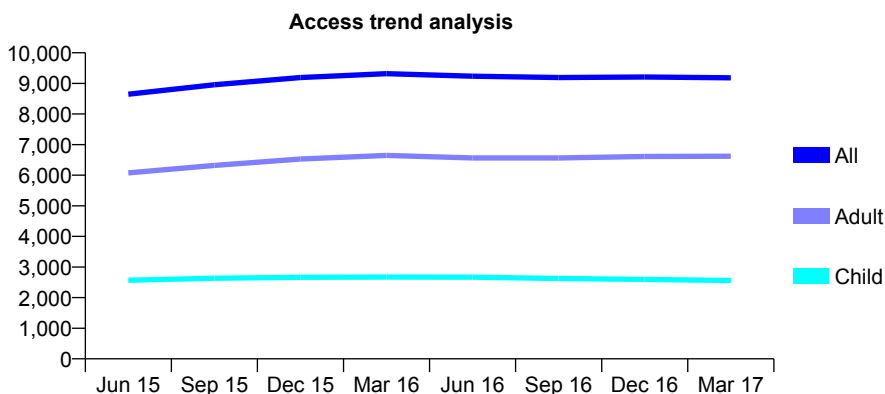
Q46 - Vital Signs At a Glance Contract Report for 116580/0001 - March 2017

Name or company name	Drake Dental Practice
Contract type name	GDS Contract
Purpose of contract	General
Contract start date	01/04/2014
Contract end date	

16/17 Contracted general activity (UDA)	32,499
Carry forward general activity (UDA)	1,177
16/17 Contracted orthodontic activity (UOA)	0
Carry forward orthodontic activity (UOA)	0
Baseline contract value	£823,145.48

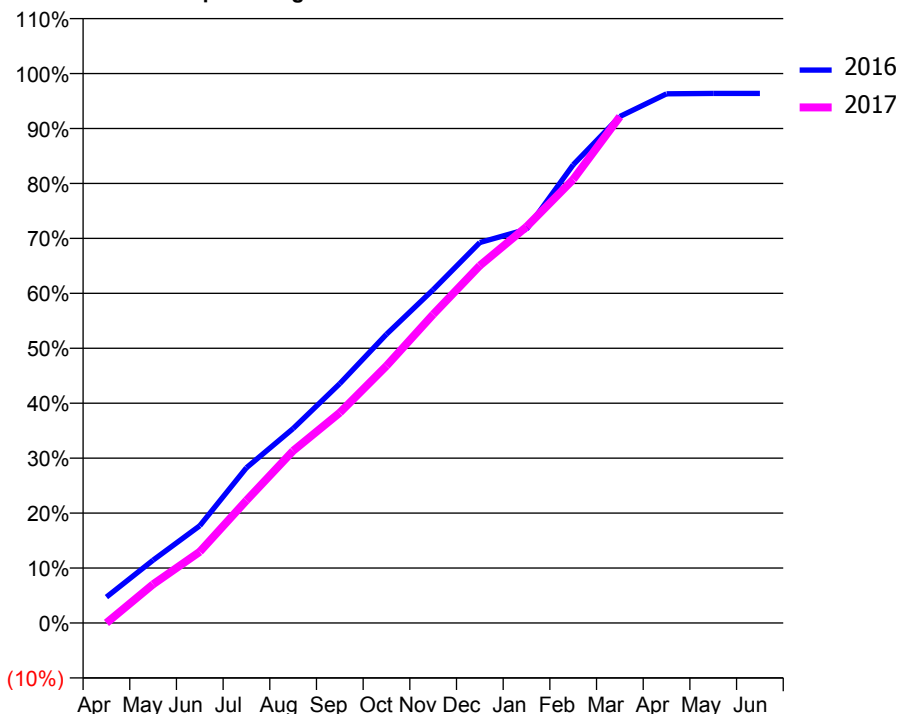
ACCESS*

Patients seen in 24 months	Total	Change since previous quarter
Quarter ending March 2016	9,320	
Quarter ending June 2016	9,234	→
Quarter ending September 2016	9,191	→
Quarter ending December 2016	9,207	→
Quarter ending March 2017	9,184	→
Variance since March 2016	(1.5%)	↓



ACTIVITY

Cumulative percentage of contracted UDA delivered 2016 & 2017



Month	Adjusted Scheduled Activity (UDA)	
	2016	2017
April	1,531	1
May	3,718	2,291
June	5,753	4,216
July	9,183	7,251
August	11,504	10,184
September	14,164	12,441
October	17,080	15,210
November	19,715	18,250
December	22,508	21,143
January	23,283	23,436
February	27,102	26,233
March	29,959	29,950
April	31,300	
May	31,322	
June	31,322	

QUALITY

	Quantity	Base Number	Contract	AT	Region	England
% of FP17s for the same patient ID Re-attending within 3 months - Children	747	4,905	15.2%	12.9%	13.3%	12.3%
% of FP17s for the same patient ID Re-attending within 3 months - Adults	2,638	11,682	22.6%	17.6%	17.3%	16.7%
% of FP17s for the same patient ID Re-attending between 3 & 9 months - Children	2,992	4,905	61.0%	56.2%	58.9%	57.6%
% of FP17s for the same patient ID Re-attending between 3 & 9 months - Adults	6,592	11,682	56.4%	49.9%	52.2%	50.1%
% of FP17s for Band 1 Urgent Courses	1,845	15,923	11.6%	10.4%	9.2%	9.1%
% of FP17s Relating to Free Repair or Replacements	131	15,923	0.8%	0.9%	1.0%	0.8%
% of FP17s Relating to Continuations	139	15,923	0.9%	1.3%	1.4%	1.2%
% of Patients satisfied with the dentistry they have received	7	7	N/A	92.1%	93.1%	92.8%
% of Patients satisfied with the time they had to wait for an appointment	6	7	N/A	88.1%	89.5%	88.7%

* This is based on patients treated on this contract for their most recent course of treatment. Figures in italics indicate the base number of FP17s or Patient Questionnaire responses are less than 100. N/A is shown where the base number of responses is less than 10 during the period. % is calculated as Quantity/Base number*100

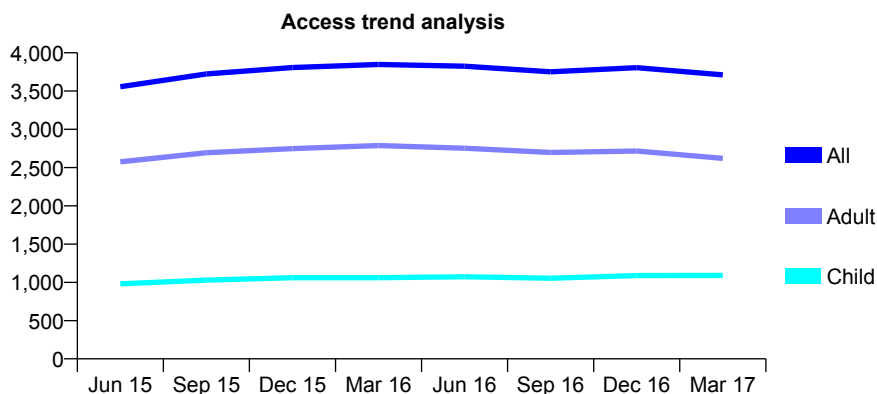
Q46 - Vital Signs At a Glance Contract Report for 116696/0001 - March 2017

Name or company name	Fallowfield (No.1)Limited
Contract type name	GDS Contract
Purpose of contract	General
Contract start date	01/11/2007
Contract end date	

16/17 Contracted general activity (UDA)	13,084
Carry forward general activity (UDA)	-97
16/17 Contracted orthodontic activity (UOA)	0
Carry forward orthodontic activity (UOA)	0
Baseline contract value	£440,948.87

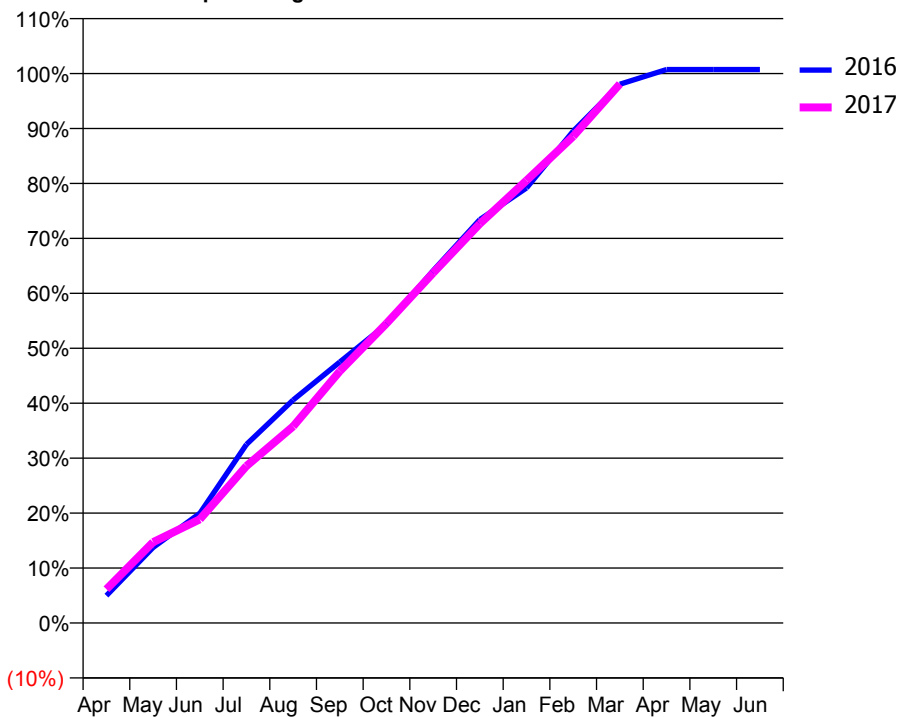
ACCESS*

Patients seen in 24 months	Total	Change since previous quarter
Quarter ending March 2016	3,848	
Quarter ending June 2016	3,825	→
Quarter ending September 2016	3,751	↓
Quarter ending December 2016	3,805	→
Quarter ending March 2017	3,711	↓
Variance since March 2016	(3.6%)	↓



ACTIVITY

Cumulative percentage of contracted UDA delivered 2016 & 2017



Month	Adjusted Scheduled Activity (UDA)	
	2016	2017
April	668	805
May	1,837	1,924
June	2,668	2,468
July	4,343	3,739
August	5,424	4,682
September	6,347	5,995
October	7,267	7,132
November	8,571	8,337
December	9,813	9,508
January	10,582	10,536
February	11,963	11,587
March	13,104	12,834
April	13,460	
May	13,461	
June	13,461	

QUALITY

	Quantity	Base Number	Contract	AT	Region	England
% of FP17s for the same patient ID Re-attending within 3 months - Children	187	1,487	12.6%	12.9%	13.3%	12.3%
% of FP17s for the same patient ID Re-attending within 3 months - Adults	1,005	3,782	26.6%	17.6%	17.3%	16.7%
% of FP17s for the same patient ID Re-attending between 3 & 9 months - Children	721	1,487	48.5%	56.2%	58.9%	57.6%
% of FP17s for the same patient ID Re-attending between 3 & 9 months - Adults	1,706	3,782	45.1%	49.9%	52.2%	50.1%
% of FP17s for Band 1 Urgent Courses	700	5,140	13.6%	10.4%	9.2%	9.1%
% of FP17s Relating to Free Repair or Replacements	81	5,140	1.6%	0.9%	1.0%	0.8%
% of FP17s Relating to Continuations	165	5,140	3.2%	1.3%	1.4%	1.2%
% of Patients satisfied with the dentistry they have received	4	4	N/A	92.1%	93.1%	92.8%
% of Patients satisfied with the time they had to wait for an appointment	2	4	N/A	88.1%	89.5%	88.7%

* This is based on patients treated on this contract for their most recent course of treatment. Figures in italics indicate the base number of FP17s or Patient Questionnaire responses are less than 100. N/A is shown where the base number of responses is less than 10 during the period. % is calculated as Quantity/Base number*100

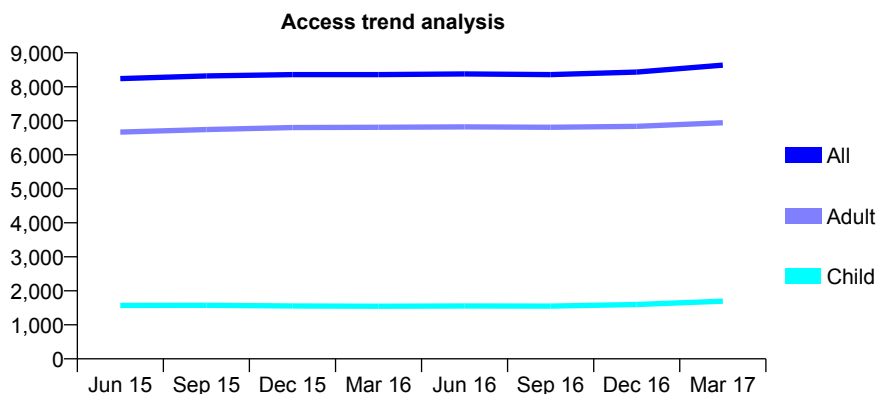
Q46 - Vital Signs At a Glance Contract Report for 117080/0001 - March 2017

Name or company name	Jefferies Reed & Associates
Contract type name	GDS Contract
Purpose of contract	General
Contract start date	01/04/2006
Contract end date	

16/17 Contracted general activity (UDA)	28,152
Carry forward general activity (UDA)	9
16/17 Contracted orthodontic activity (UOA)	0
Carry forward orthodontic activity (UOA)	0
Baseline contract value	£843,044.43

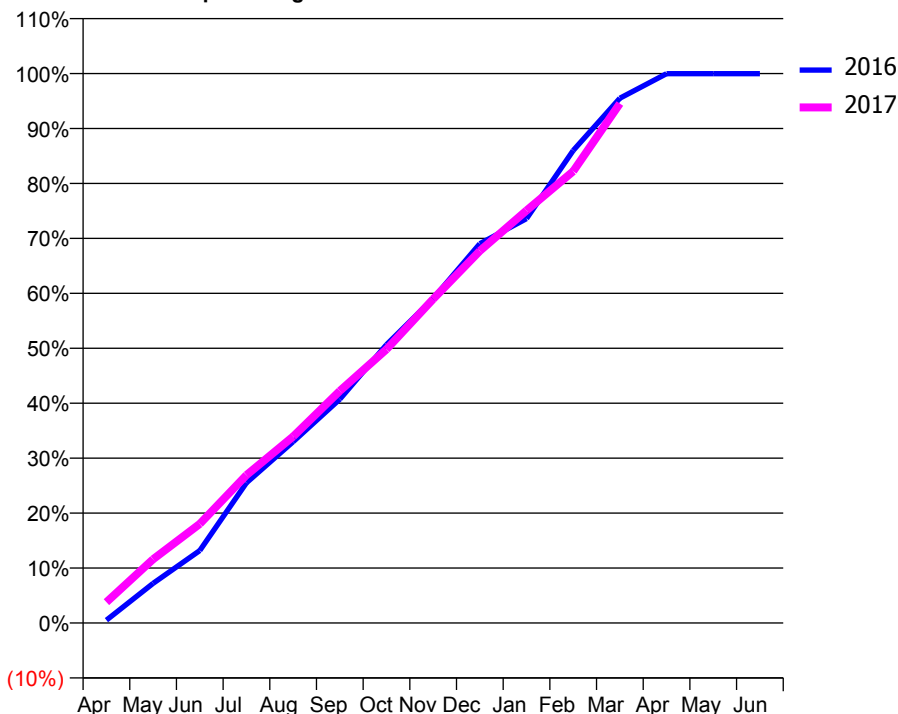
ACCESS*

Patients seen in 24 months	Total	Change since previous quarter
Quarter ending March 2016	8,357	
Quarter ending June 2016	8,377	→
Quarter ending September 2016	8,360	→
Quarter ending December 2016	8,434	→
Quarter ending March 2017	8,638	↑
Variance since March 2016	3.4%	↑



ACTIVITY

Cumulative percentage of contracted UDA delivered 2016 & 2017



Adjusted Scheduled Activity (UDA)

Month	2016	2017
April	148	1,069
May	2,035	3,271
June	3,715	5,081
July	7,185	7,577
August	9,288	9,553
September	11,467	11,891
October	14,261	14,020
November	16,624	16,600
December	19,435	19,061
January	20,714	21,134
February	24,207	23,141
March	26,885	26,611
April	28,143	
May	28,143	
June	28,143	

QUALITY

	Quantity	Base Number	Contract	AT	Region	England
% of FP17s for the same patient ID Re-attending within 3 months - Children	273	2,909	9.4%	12.9%	13.3%	12.3%
% of FP17s for the same patient ID Re-attending within 3 months - Adults	1,973	12,532	15.7%	17.6%	17.3%	16.7%
% of FP17s for the same patient ID Re-attending between 3 & 9 months - Children	1,903	2,909	65.4%	56.2%	58.9%	57.6%
% of FP17s for the same patient ID Re-attending between 3 & 9 months - Adults	8,687	12,532	69.3%	49.9%	52.2%	50.1%
% of FP17s for Band 1 Urgent Courses	694	14,844	4.7%	10.4%	9.2%	9.1%
% of FP17s Relating to Free Repair or Replacements	140	14,844	0.9%	0.9%	1.0%	0.8%
% of FP17s Relating to Continuations	582	14,844	3.9%	1.3%	1.4%	1.2%
% of Patients satisfied with the dentistry they have received	11	11	100.0%	92.1%	93.1%	92.8%
% of Patients satisfied with the time they had to wait for an appointment	11	11	100.0%	88.1%	89.5%	88.7%

* This is based on patients treated on this contract for their most recent course of treatment. Figures in italics indicate the base number of FP17s or Patient Questionnaire responses are less than 100. N/A is shown where the base number of responses is less than 10 during the period. % is calculated as Quantity/Base number*100

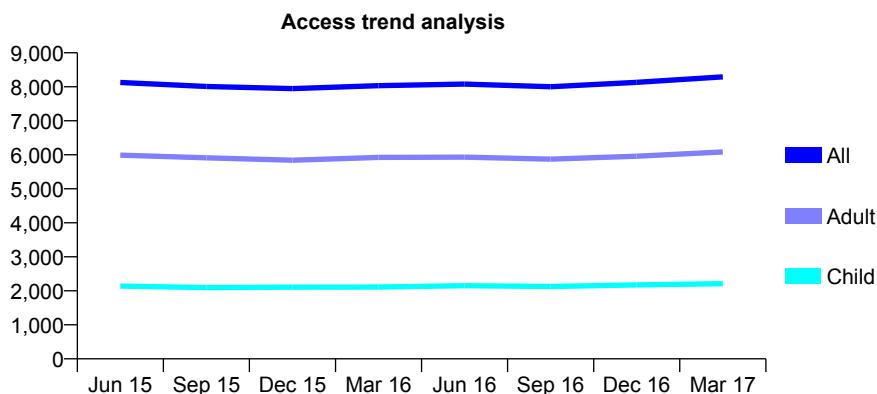
Q46 - Vital Signs At a Glance Contract Report for 118311/0001 - March 2017

Name or company name	Bryn Street Dental Clinic Ltd
Contract type name	GDS Contract
Purpose of contract	General
Contract start date	01/10/2008
Contract end date	

16/17 Contracted general activity (UDA)	24,515
Carry forward general activity (UDA)	193
16/17 Contracted orthodontic activity (UOA)	0
Carry forward orthodontic activity (UOA)	0
Baseline contract value	£635,754.73

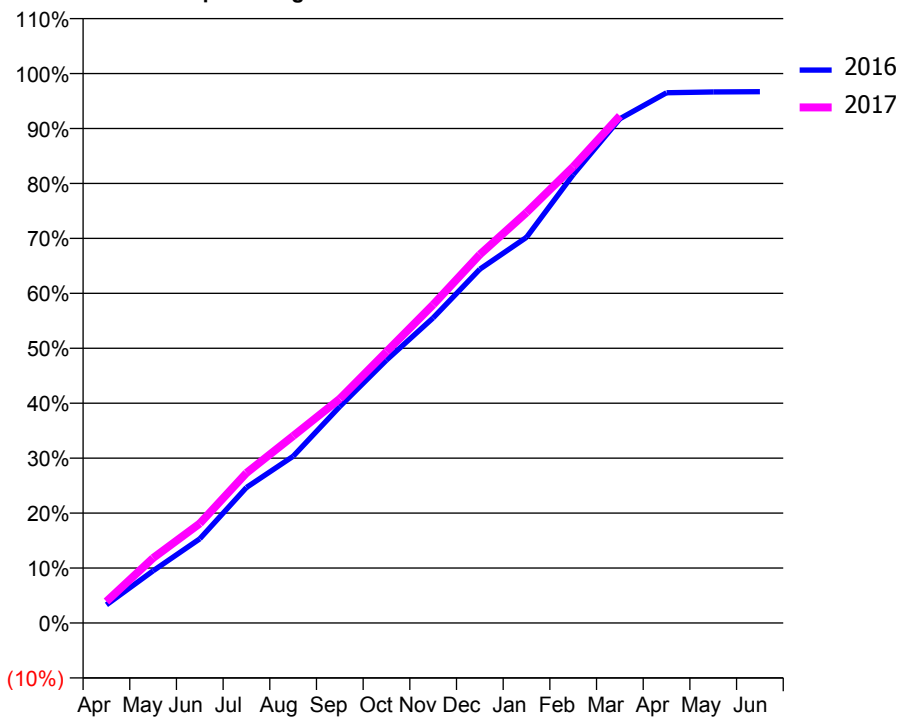
ACCESS*

Patients seen in 24 months	Total	Change since previous quarter
Quarter ending March 2016	8,034	
Quarter ending June 2016	8,082	→
Quarter ending September 2016	8,002	→
Quarter ending December 2016	8,132	→
Quarter ending March 2017	8,291	→
Variance since March 2016	3.2%	↑



ACTIVITY

Cumulative percentage of contracted UDA delivered 2016 & 2017



Month	Adjusted Scheduled Activity (UDA)	
	2016	2017
April	798	962
May	2,281	2,900
June	3,682	4,440
July	5,920	6,698
August	7,284	8,346
September	9,461	10,006
October	11,489	12,105
November	13,336	14,200
December	15,461	16,440
January	16,856	18,315
February	19,590	20,355
March	22,035	22,624
April	23,170	
May	23,204	
June	23,214	

QUALITY

	Quantity	Base Number	Contract	AT	Region	England
% of FP17s for the same patient ID Re-attending within 3 months - Children	1,417	5,129	27.6%	12.9%	13.3%	12.3%
% of FP17s for the same patient ID Re-attending within 3 months - Adults	1,931	9,174	21.0%	17.6%	17.3%	16.7%
% of FP17s for the same patient ID Re-attending between 3 & 9 months - Children	2,811	5,129	54.8%	56.2%	58.9%	57.6%
% of FP17s for the same patient ID Re-attending between 3 & 9 months - Adults	4,507	9,174	49.1%	49.9%	52.2%	50.1%
% of FP17s for Band 1 Urgent Courses	1,710	12,908	13.2%	10.4%	9.2%	9.1%
% of FP17s Relating to Free Repair or Replacements	104	12,908	0.8%	0.9%	1.0%	0.8%
% of FP17s Relating to Continuations	55	12,908	0.4%	1.3%	1.4%	1.2%
% of Patients satisfied with the dentistry they have received	11	11	100.0%	92.1%	93.1%	92.8%
% of Patients satisfied with the time they had to wait for an appointment	10	11	90.9%	88.1%	89.5%	88.7%

* This is based on patients treated on this contract for their most recent course of treatment. Figures in italics indicate the base number of FP17s or Patient Questionnaire responses are less than 100. N/A is shown where the base number of responses is less than 10 during the period. % is calculated as Quantity/Base number*100

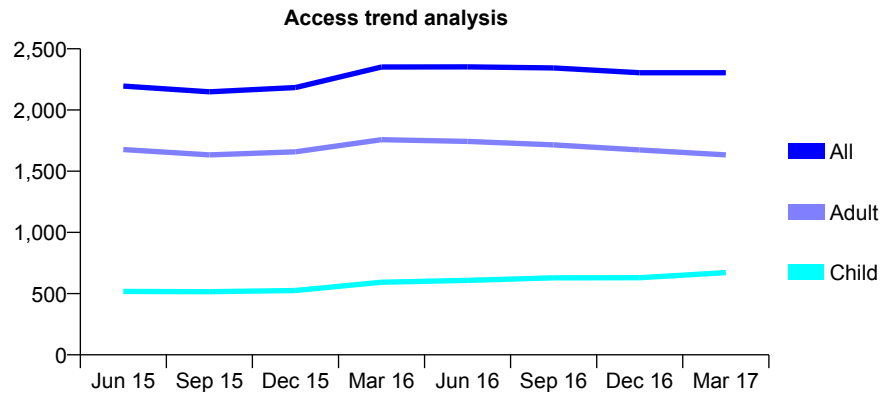
Q46 - Vital Signs At a Glance Contract Report for 118540/0001 - March 2017

Name or company name	Birchfields Family Dental Care
Contract type name	GDS Contract
Purpose of contract	General
Contract start date	01/07/2012
Contract end date	

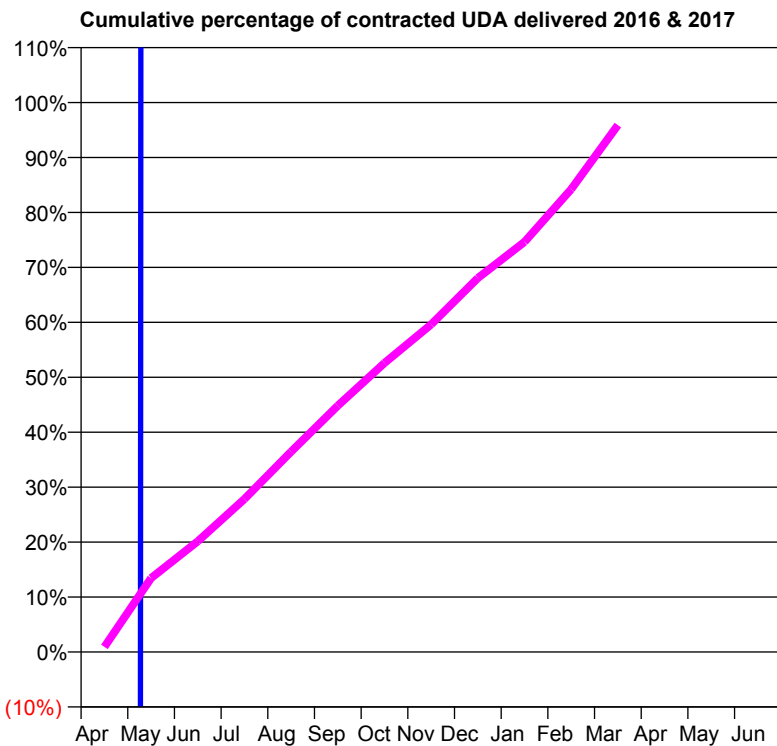
16/17 Contracted general activity (UDA)	7,428
Carry forward general activity (UDA)	-69
16/17 Contracted orthodontic activity (UOA)	0
Carry forward orthodontic activity (UOA)	0
Baseline contract value	£250,317.82

ACCESS*

Patients seen in 24 months	Total	Change since previous quarter
Quarter ending March 2016	2,351	
Quarter ending June 2016	2,352	→
Quarter ending September 2016	2,344	→
Quarter ending December 2016	2,304	↓
Quarter ending March 2017	2,305	→
Variance since March 2016	(2.0%)	↓



ACTIVITY



Month	Adjusted Scheduled Activity (UDA)	
	2016	2017
April	-399	69
May	117	999
June	452	1,496
July	1,187	2,069
August	1,739	2,708
September	2,284	3,331
October	2,649	3,906
November	3,436	4,429
December	4,317	5,055
January	5,092	5,543
February	6,163	6,255
March	7,051	7,123
April	7,485	
May	7,497	
June	7,497	

QUALITY

	Quantity	Base Number	Contract	AT	Region	England
% of FP17s for the same patient ID Re-attending within 3 months - Children	121	949	12.8%	12.9%	13.3%	12.3%
% of FP17s for the same patient ID Re-attending within 3 months - Adults	441	2,270	19.4%	17.6%	17.3%	16.7%
% of FP17s for the same patient ID Re-attending between 3 & 9 months - Children	500	949	52.7%	56.2%	58.9%	57.6%
% of FP17s for the same patient ID Re-attending between 3 & 9 months - Adults	1,171	2,270	51.6%	49.9%	52.2%	50.1%
% of FP17s for Band 1 Urgent Courses	249	3,011	8.3%	10.4%	9.2%	9.1%
% of FP17s Relating to Free Repair or Replacements	34	3,011	1.1%	0.9%	1.0%	0.8%
% of FP17s Relating to Continuations	90	3,011	3.0%	1.3%	1.4%	1.2%
% of Patients satisfied with the dentistry they have received	1	2	N/A	92.1%	93.1%	92.8%
% of Patients satisfied with the time they had to wait for an appointment	2	2	N/A	88.1%	89.5%	88.7%

* This is based on patients treated on this contract for their most recent course of treatment. Figures in italics indicate the base number of FP17s or Patient Questionnaire responses are less than 100. N/A is shown where the base number of responses is less than 10 during the period. % is calculated as Quantity/Base number*100

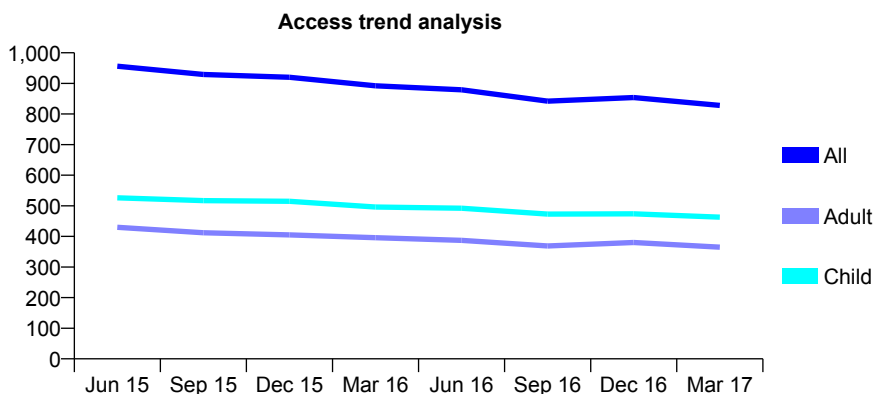
Q46 - Vital Signs At a Glance Contract Report for 119741/0001 - March 2017

Name or company name	P & J Mantel Dental Practice
Contract type name	GDS Contract
Purpose of contract	General
Contract start date	01/04/2006
Contract end date	

16/17 Contracted general activity (UDA)	2,000
Carry forward general activity (UDA)	51
16/17 Contracted orthodontic activity (UOA)	0
Carry forward orthodontic activity (UOA)	0
Baseline contract value	£59,873.45

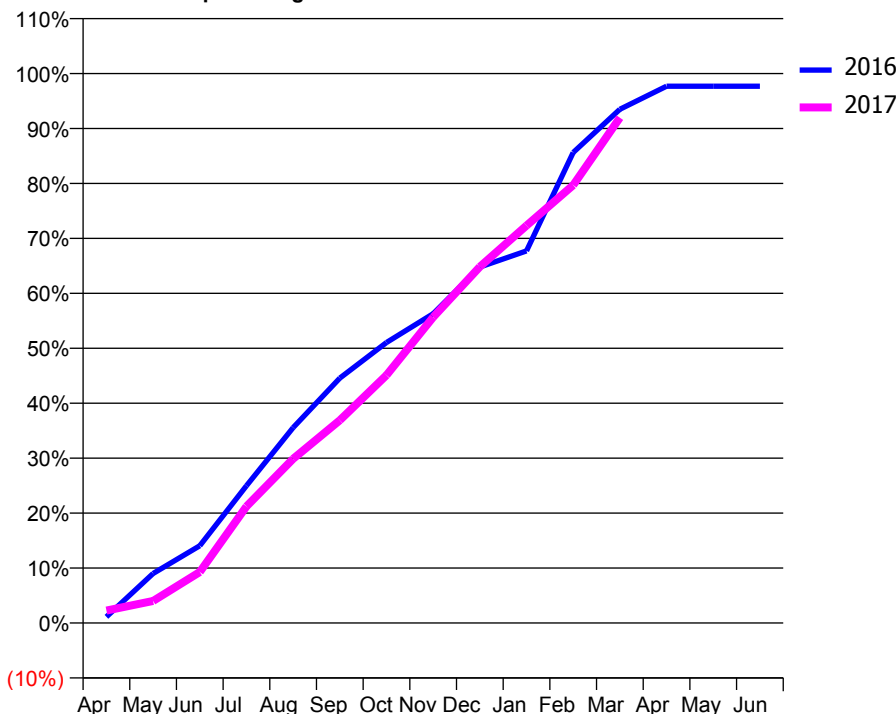
ACCESS*

Patients seen in 24 months	Total	Change since previous quarter
Quarter ending March 2016	892	
Quarter ending June 2016	879	↓
Quarter ending September 2016	842	↓
Quarter ending December 2016	854	→
Quarter ending March 2017	828	↓
Variance since March 2016	(7.2%)	↓



ACTIVITY

Cumulative percentage of contracted UDA delivered 2016 & 2017



Adjusted Scheduled Activity (UDA)

Month	2016	2017
April	25	45
May	198	80
June	309	185
July	550	424
August	782	598
September	980	738
October	1,123	902
November	1,238	1,113
December	1,425	1,297
January	1,490	1,447
February	1,884	1,594
March	2,057	1,839
April	2,149	
May	2,149	
June	2,149	

QUALITY

	Quantity	Base Number	Contract	AT	Region	England
% of FP17s for the same patient ID Re-attending within 3 months - Children	35	788	4.4%	12.9%	13.3%	12.3%
% of FP17s for the same patient ID Re-attending within 3 months - Adults	34	453	7.5%	17.6%	17.3%	16.7%
% of FP17s for the same patient ID Re-attending between 3 & 9 months - Children	551	788	69.9%	56.2%	58.9%	57.6%
% of FP17s for the same patient ID Re-attending between 3 & 9 months - Adults	312	453	68.9%	49.9%	52.2%	50.1%
% of FP17s for Band 1 Urgent Courses	16	1,184	1.4%	10.4%	9.2%	9.1%
% of FP17s Relating to Free Repair or Replacements	0	1,184	0.0%	0.9%	1.0%	0.8%
% of FP17s Relating to Continuations	26	1,184	2.2%	1.3%	1.4%	1.2%
% of Patients satisfied with the dentistry they have received	0	0	N/A	92.1%	93.1%	92.8%
% of Patients satisfied with the time they had to wait for an appointment	0	0	N/A	88.1%	89.5%	88.7%

* This is based on patients treated on this contract for their most recent course of treatment. Figures in italics indicate the base number of FP17s or Patient Questionnaire responses are less than 100. N/A is shown where the base number of responses is less than 10 during the period. % is calculated as Quantity/Base number*100

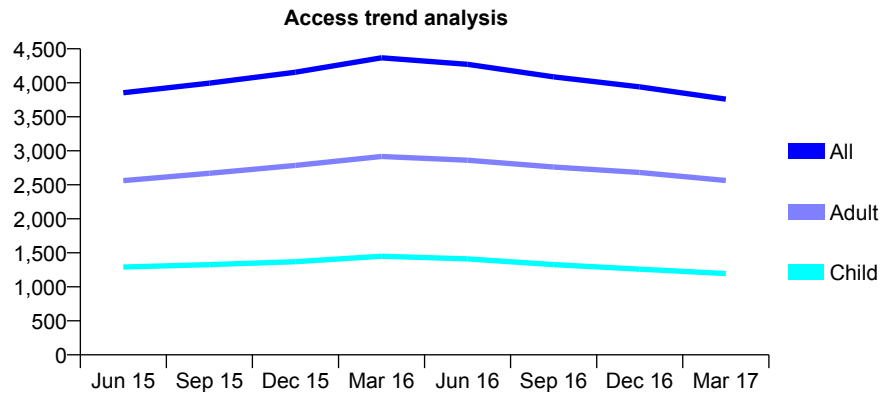
Q46 - Vital Signs At a Glance Contract Report for 120162/0001 - March 2017

Name or company name	Confidential Solutions Ltd
Contract type name	GDS Contract
Purpose of contract	General
Contract start date	01/12/2013
Contract end date	

16/17 Contracted general activity (UDA)	12,935
Carry forward general activity (UDA)	437
16/17 Contracted orthodontic activity (UOA)	0
Carry forward orthodontic activity (UOA)	0
Baseline contract value	£307,039.43

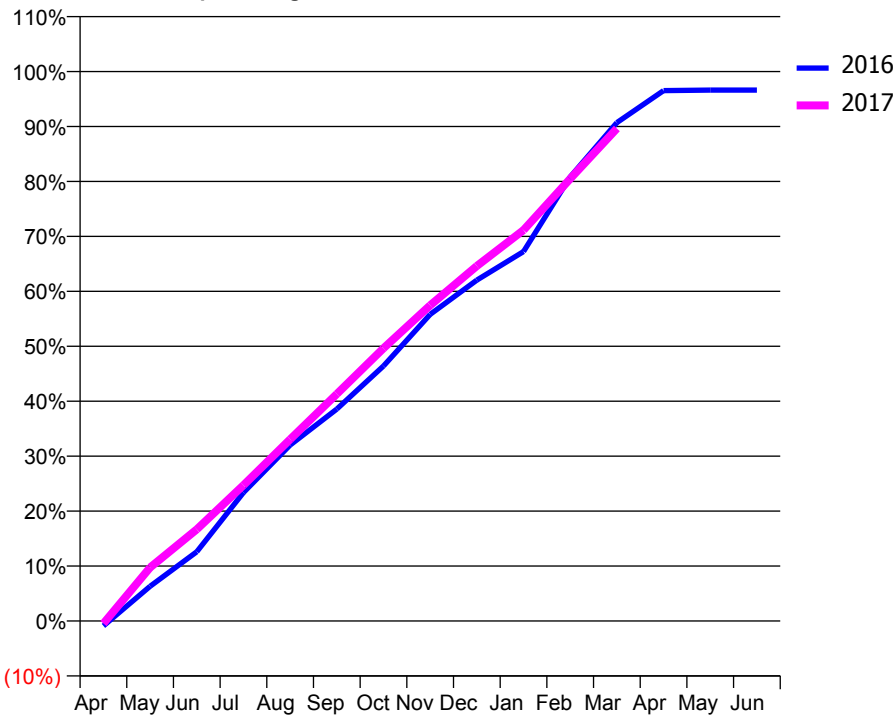
ACCESS*

Patients seen in 24 months	Total	Change since previous quarter
Quarter ending March 2016	4,367	
Quarter ending June 2016	4,272	↓
Quarter ending September 2016	4,088	↓
Quarter ending December 2016	3,940	↓
Quarter ending March 2017	3,760	↓
Variance since March 2016	(13.9%)	↓



ACTIVITY

Cumulative percentage of contracted UDA delivered 2016 & 2017



Month	Adjusted Scheduled Activity (UDA)	
	2016	2017
April	-117	-60
May	818	1,260
June	1,630	2,157
July	3,024	3,196
August	4,142	4,275
September	4,988	5,345
October	6,003	6,420
November	7,216	7,431
December	8,025	8,358
January	8,698	9,203
February	10,455	10,410
March	11,733	11,593
April	12,484	
May	12,498	
June	12,498	

QUALITY

	Quantity	Base Number	Contract	AT	Region	England
% of FP17s for the same patient ID Re-attending within 3 months - Children	157	1,782	8.8%	12.9%	13.3%	12.3%
% of FP17s for the same patient ID Re-attending within 3 months - Adults	646	3,959	16.3%	17.6%	17.3%	16.7%
% of FP17s for the same patient ID Re-attending between 3 & 9 months - Children	1,144	1,782	64.2%	56.2%	58.9%	57.6%
% of FP17s for the same patient ID Re-attending between 3 & 9 months - Adults	2,500	3,959	63.1%	49.9%	52.2%	50.1%
% of FP17s for Band 1 Urgent Courses	520	5,438	9.6%	10.4%	9.2%	9.1%
% of FP17s Relating to Free Repair or Replacements	59	5,438	1.1%	0.9%	1.0%	0.8%
% of FP17s Relating to Continuations	56	5,438	1.0%	1.3%	1.4%	1.2%
% of Patients satisfied with the dentistry they have received	8	9	N/A	92.1%	93.1%	92.8%
% of Patients satisfied with the time they had to wait for an appointment	9	9	N/A	88.1%	89.5%	88.7%

* This is based on patients treated on this contract for their most recent course of treatment. Figures in italics indicate the base number of FP17s or Patient Questionnaire responses are less than 100. N/A is shown where the base number of responses is less than 10 during the period. % is calculated as Quantity/Base number*100

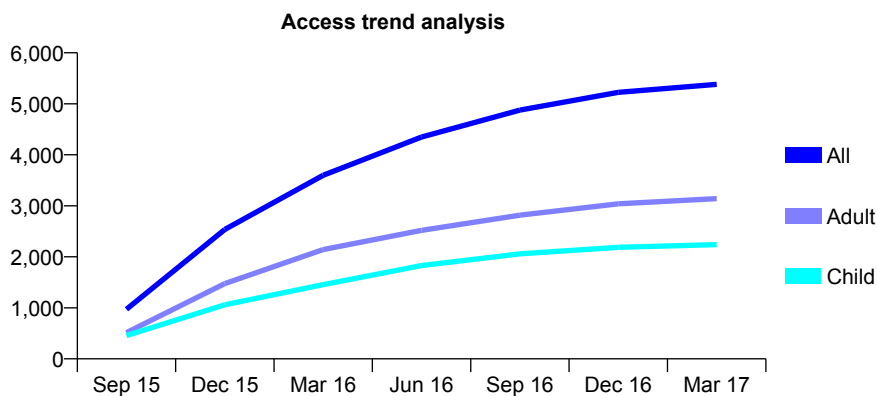
Q46 - Vital Signs At a Glance Contract Report for 121118/0001 - March 2017

Name or company name	The Tooth Place Limited
Contract type name	GDS Contract
Purpose of contract	General
Contract start date	01/08/2015
Contract end date	

16/17 Contracted general activity (UDA)	16,195
Carry forward general activity (UDA)	-51
16/17 Contracted orthodontic activity (UOA)	0
Carry forward orthodontic activity (UOA)	0
Baseline contract value	£539,696.57

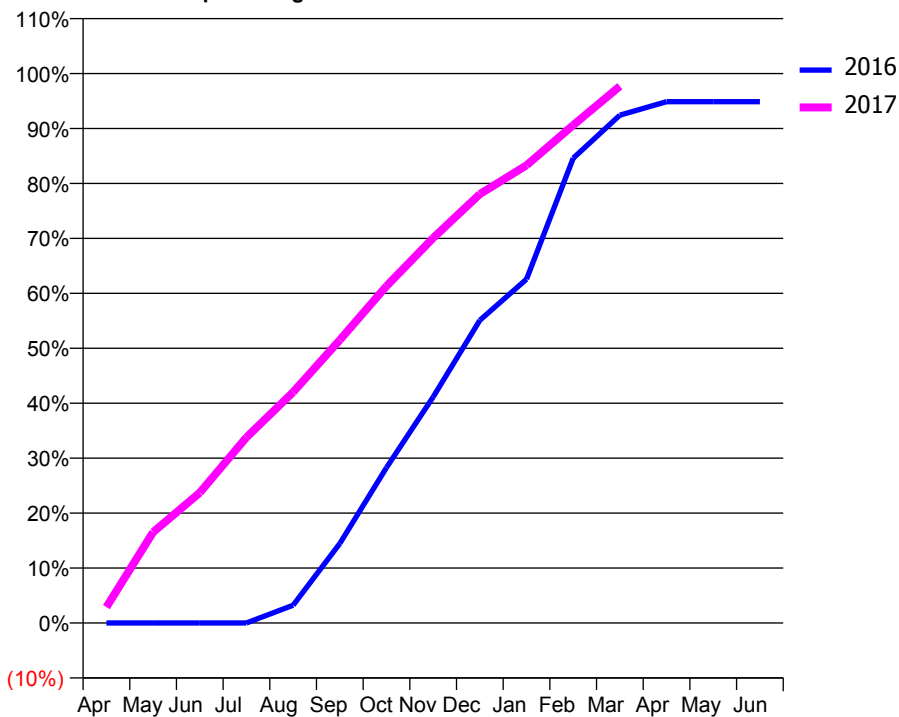
ACCESS*

Patients seen in 24 months	Total	Change since previous quarter
Quarter ending March 2016	3,599	
Quarter ending June 2016	4,348	↑
Quarter ending September 2016	4,876	↑
Quarter ending December 2016	5,224	↑
Quarter ending March 2017	5,382	↑
Variance since March 2016	49.5%	↑



ACTIVITY

Cumulative percentage of contracted UDA delivered 2016 & 2017



Month	Adjusted Scheduled Activity (UDA)	
	2016	2017
April	0	471
May	0	2,679
June	0	3,840
July	0	5,472
August	313	6,806
September	1,393	8,342
October	2,721	9,931
November	3,960	11,349
December	5,301	12,642
January	6,020	13,490
February	8,138	14,673
March	8,894	15,821
April	9,130	
May	9,130	
June	9,130	

QUALITY

	Quantity	Base Number	Contract	AT	Region	England
% of FP17s for the same patient ID Re-attending within 3 months - Children	370	3,574	10.4%	12.9%	13.3%	12.3%
% of FP17s for the same patient ID Re-attending within 3 months - Adults	1,084	5,246	20.7%	17.6%	17.3%	16.7%
% of FP17s for the same patient ID Re-attending between 3 & 9 months - Children	1,877	3,574	52.5%	56.2%	58.9%	57.6%
% of FP17s for the same patient ID Re-attending between 3 & 9 months - Adults	2,703	5,246	51.5%	49.9%	52.2%	50.1%
% of FP17s for Band 1 Urgent Courses	1,074	7,346	14.6%	10.4%	9.2%	9.1%
% of FP17s Relating to Free Repair or Replacements	150	7,346	2.0%	0.9%	1.0%	0.8%
% of FP17s Relating to Continuations	86	7,346	1.2%	1.3%	1.4%	1.2%
% of Patients satisfied with the dentistry they have received	6	6	N/A	92.1%	93.1%	92.8%
% of Patients satisfied with the time they had to wait for an appointment	5	6	N/A	88.1%	89.5%	88.7%

* This is based on patients treated on this contract for their most recent course of treatment. Figures in italics indicate the base number of FP17s or Patient Questionnaire responses are less than 100. N/A is shown where the base number of responses is less than 10 during the period. % is calculated as Quantity/Base number*100

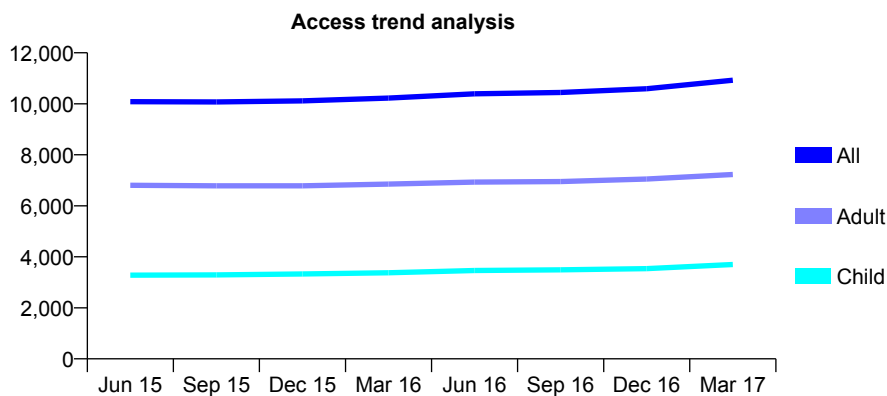
Q46 - Vital Signs At a Glance Contract Report for 121274/0001 - March 2017

Name or company name	Freshdental Practice Ltd
Contract type name	GDS Contract
Purpose of contract	General
Contract start date	01/04/2011
Contract end date	

16/17 Contracted general activity (UDA)	29,221
Carry forward general activity (UDA)	-282
16/17 Contracted orthodontic activity (UOA)	0
Carry forward orthodontic activity (UOA)	0
Baseline contract value	£719,385.71

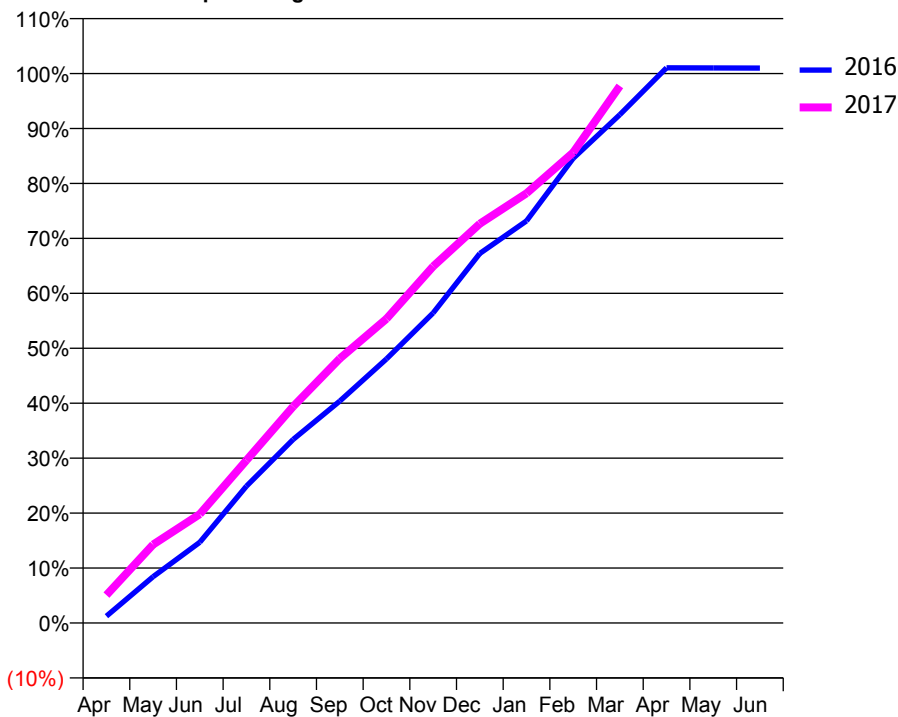
ACCESS*

Patients seen in 24 months	Total	Change since previous quarter
Quarter ending March 2016	10,226	
Quarter ending June 2016	10,394	→
Quarter ending September 2016	10,444	→
Quarter ending December 2016	10,589	→
Quarter ending March 2017	10,928	↑
Variance since March 2016	6.9%	↑



ACTIVITY

Cumulative percentage of contracted UDA delivered 2016 & 2017



Month	Adjusted Scheduled Activity (UDA)	
	2016	2017
April	356	1,486
May	2,421	4,172
June	4,219	5,791
July	7,157	8,658
August	9,597	11,510
September	11,601	14,062
October	13,804	16,179
November	16,210	18,966
December	19,319	21,236
January	21,021	22,849
February	24,287	25,024
March	26,576	28,556
April	29,021	
May	29,016	
June	29,006	

QUALITY

	Quantity	Base Number	Contract	AT	Region	England
% of FP17s for the same patient ID Re-attending within 3 months - Children	803	6,520	12.3%	12.9%	13.3%	12.3%
% of FP17s for the same patient ID Re-attending within 3 months - Adults	1,386	10,187	13.6%	17.6%	17.3%	16.7%
% of FP17s for the same patient ID Re-attending between 3 & 9 months - Children	4,097	6,520	62.8%	56.2%	58.9%	57.6%
% of FP17s for the same patient ID Re-attending between 3 & 9 months - Adults	5,579	10,187	54.8%	49.9%	52.2%	50.1%
% of FP17s for Band 1 Urgent Courses	1,259	14,462	8.7%	10.4%	9.2%	9.1%
% of FP17s Relating to Free Repair or Replacements	41	14,462	0.3%	0.9%	1.0%	0.8%
% of FP17s Relating to Continuations	31	14,462	0.2%	1.3%	1.4%	1.2%
% of Patients satisfied with the dentistry they have received	7	8	N/A	92.1%	93.1%	92.8%
% of Patients satisfied with the time they had to wait for an appointment	8	8	N/A	88.1%	89.5%	88.7%

* This is based on patients treated on this contract for their most recent course of treatment. Figures in italics indicate the base number of FP17s or Patient Questionnaire responses are less than 100. N/A is shown where the base number of responses is less than 10 during the period. % is calculated as Quantity/Base number*100

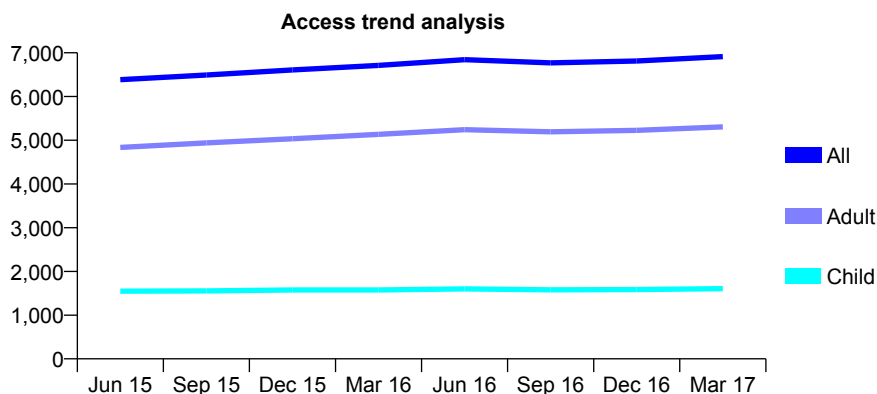
Q46 - Vital Signs At a Glance Contract Report for 122211/0001 - March 2017

Name or company name	Durgan & Ashworth Dental Care Ltd
Contract type name	GDS Contract
Purpose of contract	General
Contract start date	01/05/2007
Contract end date	

16/17 Contracted general activity (UDA)	19,207
Carry forward general activity (UDA)	-150
16/17 Contracted orthodontic activity (UOA)	0
Carry forward orthodontic activity (UOA)	0
Baseline contract value	£628,844.55

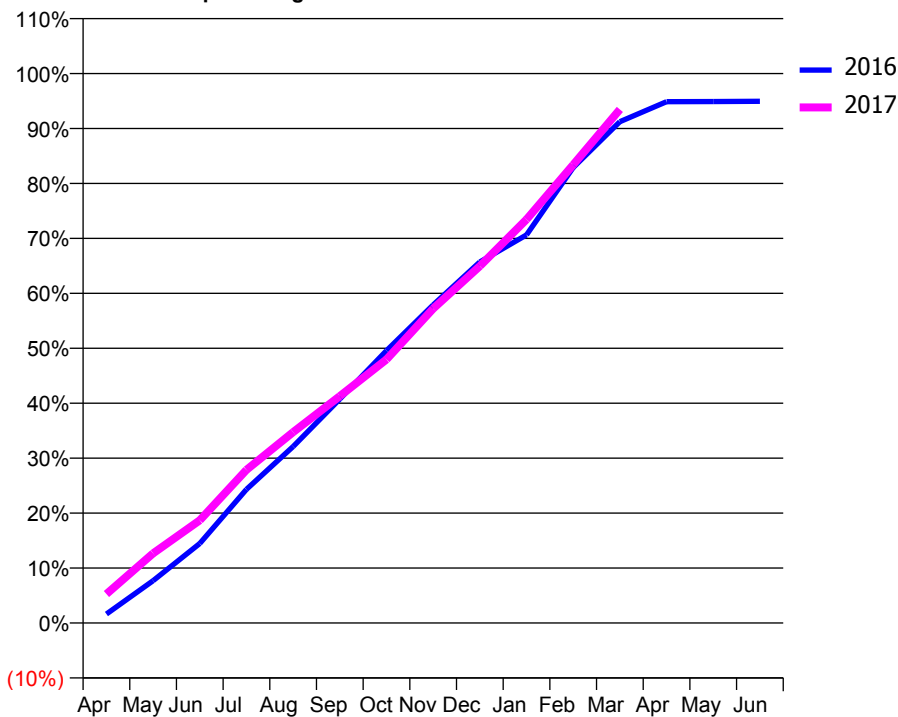
ACCESS*

Patients seen in 24 months	Total	Change since previous quarter
Quarter ending March 2016	6,711	
Quarter ending June 2016	6,842	→
Quarter ending September 2016	6,770	↓
Quarter ending December 2016	6,812	→
Quarter ending March 2017	6,913	→
Variance since March 2016	3.0%	↑



ACTIVITY

Cumulative percentage of contracted UDA delivered 2016 & 2017



Month	Adjusted Scheduled Activity (UDA)	
	2016	2017
April	317	1,013
May	1,480	2,436
June	2,779	3,593
July	4,673	5,353
August	6,167	6,673
September	7,828	7,933
October	9,522	9,211
November	11,120	10,990
December	12,621	12,477
January	13,563	14,104
February	15,922	16,018
March	17,522	17,953
April	18,223	
May	18,225	
June	18,238	

QUALITY

	Quantity	Base Number	Contract	AT	Region	England
% of FP17s for the same patient ID Re-attending within 3 months - Children	212	2,311	9.2%	12.9%	13.3%	12.3%
% of FP17s for the same patient ID Re-attending within 3 months - Adults	1,276	7,800	16.4%	17.6%	17.3%	16.7%
% of FP17s for the same patient ID Re-attending between 3 & 9 months - Children	1,243	2,311	53.8%	56.2%	58.9%	57.6%
% of FP17s for the same patient ID Re-attending between 3 & 9 months - Adults	3,822	7,800	49.0%	49.9%	52.2%	50.1%
% of FP17s for Band 1 Urgent Courses	1,008	9,801	10.3%	10.4%	9.2%	9.1%
% of FP17s Relating to Free Repair or Replacements	94	9,801	1.0%	0.9%	1.0%	0.8%
% of FP17s Relating to Continuations	223	9,801	2.3%	1.3%	1.4%	1.2%
% of Patients satisfied with the dentistry they have received	8	9	N/A	92.1%	93.1%	92.8%
% of Patients satisfied with the time they had to wait for an appointment	7	9	N/A	88.1%	89.5%	88.7%

* This is based on patients treated on this contract for their most recent course of treatment. Figures in italics indicate the base number of FP17s or Patient Questionnaire responses are less than 100. N/A is shown where the base number of responses is less than 10 during the period. % is calculated as Quantity/Base number*100

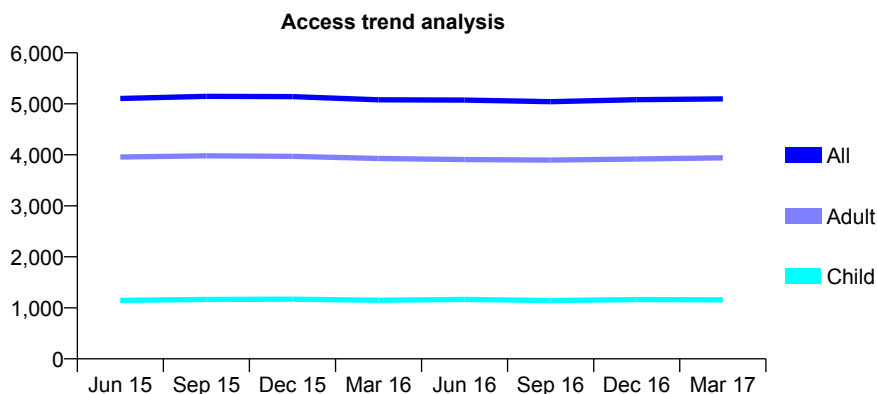
Q46 - Vital Signs At a Glance Contract Report for 123056/0001 - March 2017

Name or company name	AJ Fletchers Dental Surgery
Contract type name	GDS Contract
Purpose of contract	General
Contract start date	01/04/2013
Contract end date	

16/17 Contracted general activity (UDA)	12,364
Carry forward general activity (UDA)	291
16/17 Contracted orthodontic activity (UOA)	0
Carry forward orthodontic activity (UOA)	0
Baseline contract value	£340,917.44

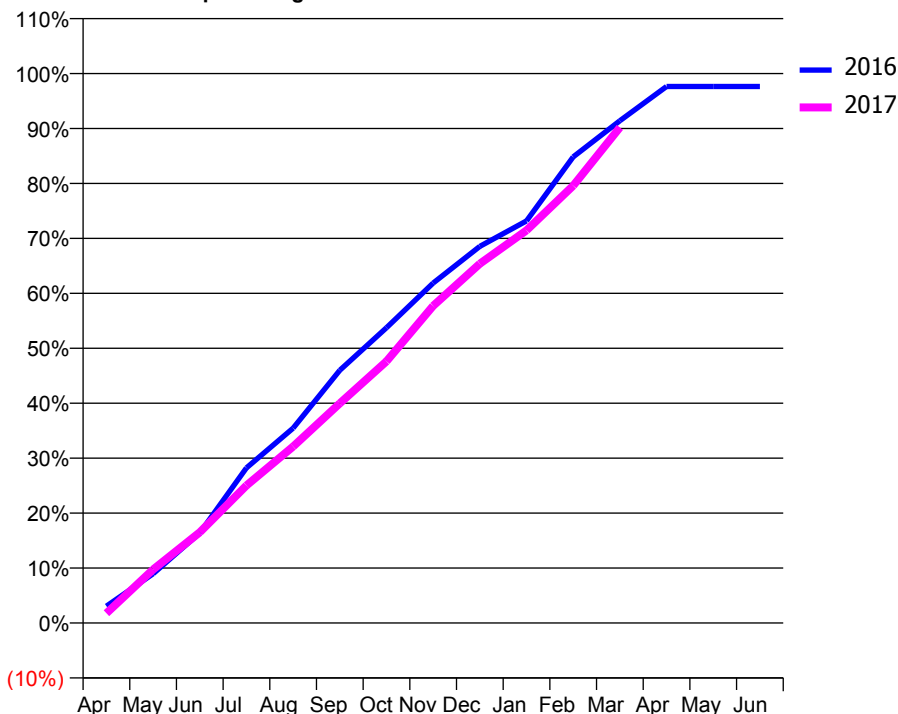
ACCESS*

Patients seen in 24 months	Total	Change since previous quarter
Quarter ending March 2016	5,079	
Quarter ending June 2016	5,072	→
Quarter ending September 2016	5,043	→
Quarter ending December 2016	5,080	→
Quarter ending March 2017	5,098	→
Variance since March 2016	0.4%	→



ACTIVITY

Cumulative percentage of contracted UDA delivered 2016 & 2017



Month	Adjusted Scheduled Activity (UDA)	
	2016	2017
April	381	222
May	1,108	1,205
June	2,027	2,041
July	3,490	3,093
August	4,384	3,970
September	5,688	4,942
October	6,645	5,888
November	7,650	7,135
December	8,475	8,084
January	9,048	8,835
February	10,489	9,840
March	11,301	11,152
April	12,072	
May	12,073	
June	12,073	

QUALITY

	Quantity	Base Number	Contract	AT	Region	England
% of FP17s for the same patient ID Re-attending within 3 months - Children	131	1,645	8.0%	12.9%	13.3%	12.3%
% of FP17s for the same patient ID Re-attending within 3 months - Adults	601	5,526	10.9%	17.6%	17.3%	16.7%
% of FP17s for the same patient ID Re-attending between 3 & 9 months - Children	966	1,645	58.7%	56.2%	58.9%	57.6%
% of FP17s for the same patient ID Re-attending between 3 & 9 months - Adults	3,304	5,526	59.8%	49.9%	52.2%	50.1%
% of FP17s for Band 1 Urgent Courses	166	6,785	2.4%	10.4%	9.2%	9.1%
% of FP17s Relating to Free Repair or Replacements	12	6,785	0.2%	0.9%	1.0%	0.8%
% of FP17s Relating to Continuations	114	6,785	1.7%	1.3%	1.4%	1.2%
% of Patients satisfied with the dentistry they have received	4	4	N/A	92.1%	93.1%	92.8%
% of Patients satisfied with the time they had to wait for an appointment	3	4	N/A	88.1%	89.5%	88.7%

* This is based on patients treated on this contract for their most recent course of treatment. Figures in italics indicate the base number of FP17s or Patient Questionnaire responses are less than 100. N/A is shown where the base number of responses is less than 10 during the period. % is calculated as Quantity/Base number*100

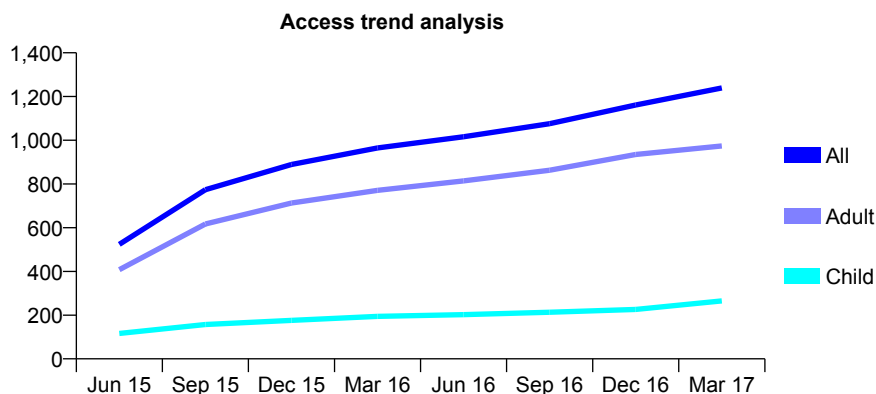
Q46 - Vital Signs At a Glance Contract Report for 124168/0001 - March 2017

Name or company name	Blackley Dental Surgery
Contract type name	GDS Contract
Purpose of contract	General
Contract start date	01/02/2015
Contract end date	

16/17 Contracted general activity (UDA)	6,208
Carry forward general activity (UDA)	0
16/17 Contracted orthodontic activity (UOA)	0
Carry forward orthodontic activity (UOA)	0
Baseline contract value	£189,302.84

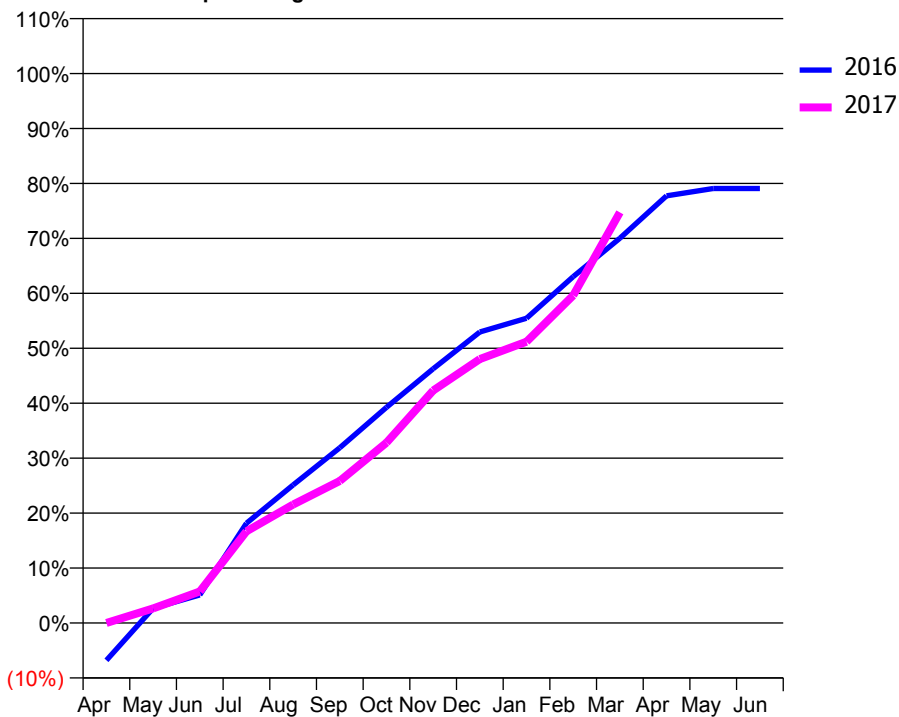
ACCESS*

Patients seen in 24 months	Total	Change since previous quarter
Quarter ending March 2016	965	
Quarter ending June 2016	1,016	↑
Quarter ending September 2016	1,076	↑
Quarter ending December 2016	1,161	↑
Quarter ending March 2017	1,239	↑
Variance since March 2016	28.4%	↑



ACTIVITY

Cumulative percentage of contracted UDA delivered 2016 & 2017



Month	Adjusted Scheduled Activity (UDA)	
	2016	2017
April	-422	0
May	166	165
June	318	357
July	1,128	1,035
August	1,561	1,339
September	1,980	1,605
October	2,436	2,037
November	2,873	2,626
December	3,289	2,983
January	3,442	3,178
February	3,914	3,700
March	4,346	4,639
April	4,826	
May	4,908	
June	4,908	

QUALITY

	Quantity	Base Number	Contract	AT	Region	England
% of FP17s for the same patient ID Re-attending within 3 months - Children	17	301	5.6%	12.9%	13.3%	12.3%
% of FP17s for the same patient ID Re-attending within 3 months - Adults	134	1,251	10.7%	17.6%	17.3%	16.7%
% of FP17s for the same patient ID Re-attending between 3 & 9 months - Children	138	301	45.8%	56.2%	58.9%	57.6%
% of FP17s for the same patient ID Re-attending between 3 & 9 months - Adults	612	1,251	48.9%	49.9%	52.2%	50.1%
% of FP17s for Band 1 Urgent Courses	67	1,405	4.8%	10.4%	9.2%	9.1%
% of FP17s Relating to Free Repair or Replacements	13	1,405	0.9%	0.9%	1.0%	0.8%
% of FP17s Relating to Continuations	8	1,405	0.6%	1.3%	1.4%	1.2%
% of Patients satisfied with the dentistry they have received	3	3	N/A	92.1%	93.1%	92.8%
% of Patients satisfied with the time they had to wait for an appointment	3	3	N/A	88.1%	89.5%	88.7%

* This is based on patients treated on this contract for their most recent course of treatment. Figures in italics indicate the base number of FP17s or Patient Questionnaire responses are less than 100. N/A is shown where the base number of responses is less than 10 during the period. % is calculated as Quantity/Base number*100

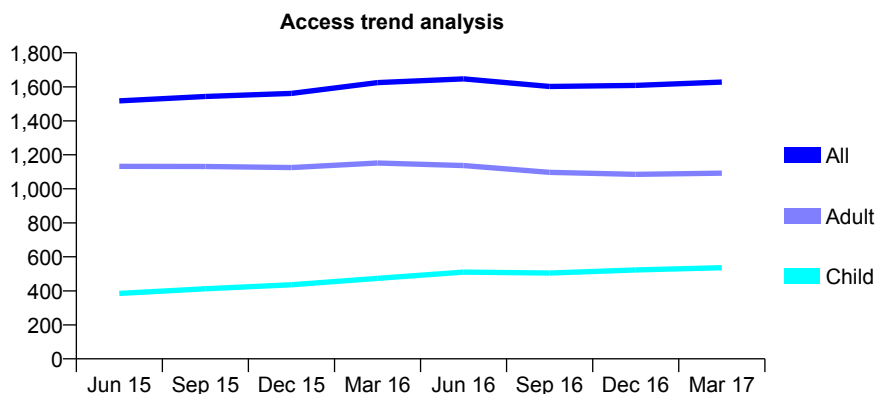
Q46 - Vital Signs At a Glance Contract Report for 124257/0001 - March 2017

Name or company name	East Road Care Ltd.
Contract type name	GDS Contract
Purpose of contract	General
Contract start date	07/02/2007
Contract end date	

16/17 Contracted general activity (UDA)	6,628
Carry forward general activity (UDA)	-72
16/17 Contracted orthodontic activity (UOA)	0
Carry forward orthodontic activity (UOA)	0
Baseline contract value	£235,827.03

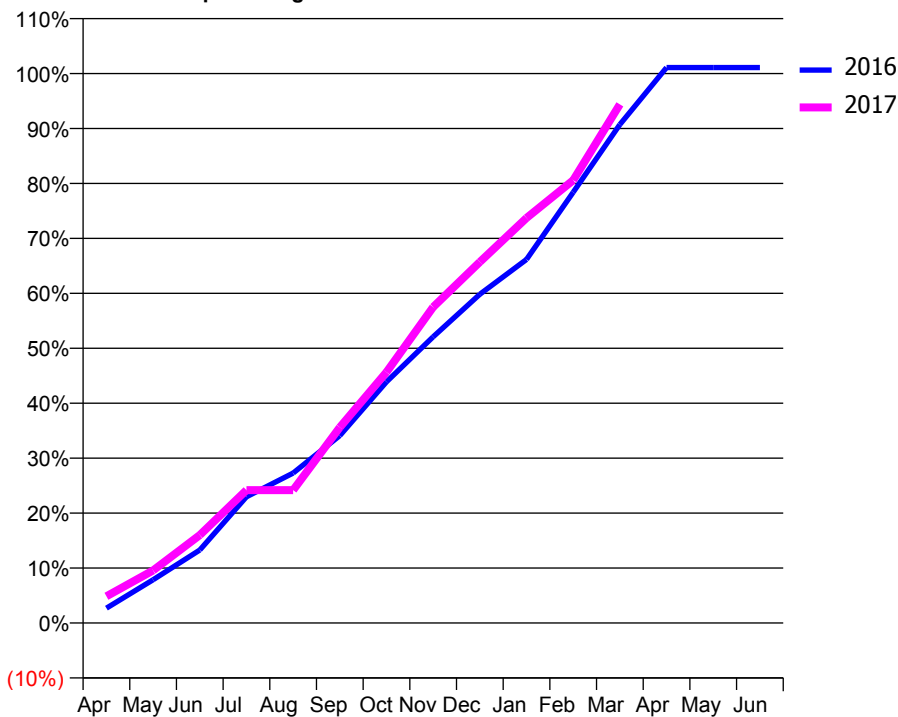
ACCESS*

Patients seen in 24 months	Total	Change since previous quarter
Quarter ending March 2016	1,625	
Quarter ending June 2016	1,647	→
Quarter ending September 2016	1,602	↓
Quarter ending December 2016	1,608	→
Quarter ending March 2017	1,628	→
Variance since March 2016	0.2%	→



ACTIVITY

Cumulative percentage of contracted UDA delivered 2016 & 2017



Month	Adjusted Scheduled Activity (UDA)	
	2016	2017
April	179	322
May	523	635
June	880	1,061
July	1,522	1,602
August	1,809	1,602
September	2,260	2,360
October	2,910	3,026
November	3,452	3,811
December	3,966	4,354
January	4,385	4,886
February	5,195	5,341
March	6,013	6,255
April	6,700	
May	6,700	
June	6,700	

QUALITY

	Quantity	Base Number	Contract	AT	Region	England
% of FP17s for the same patient ID Re-attending within 3 months - Children	19	602	3.2%	12.9%	13.3%	12.3%
% of FP17s for the same patient ID Re-attending within 3 months - Adults	92	1,171	7.9%	17.6%	17.3%	16.7%
% of FP17s for the same patient ID Re-attending between 3 & 9 months - Children	243	602	40.4%	56.2%	58.9%	57.6%
% of FP17s for the same patient ID Re-attending between 3 & 9 months - Adults	454	1,171	38.8%	49.9%	52.2%	50.1%
% of FP17s for Band 1 Urgent Courses	227	1,650	13.8%	10.4%	9.2%	9.1%
% of FP17s Relating to Free Repair or Replacements	0	1,650	0.0%	0.9%	1.0%	0.8%
% of FP17s Relating to Continuations	8	1,650	0.5%	1.3%	1.4%	1.2%
% of Patients satisfied with the dentistry they have received	8	8	N/A	92.1%	93.1%	92.8%
% of Patients satisfied with the time they had to wait for an appointment	6	8	N/A	88.1%	89.5%	88.7%

* This is based on patients treated on this contract for their most recent course of treatment. Figures in italics indicate the base number of FP17s or Patient Questionnaire responses are less than 100. N/A is shown where the base number of responses is less than 10 during the period. % is calculated as Quantity/Base number*100

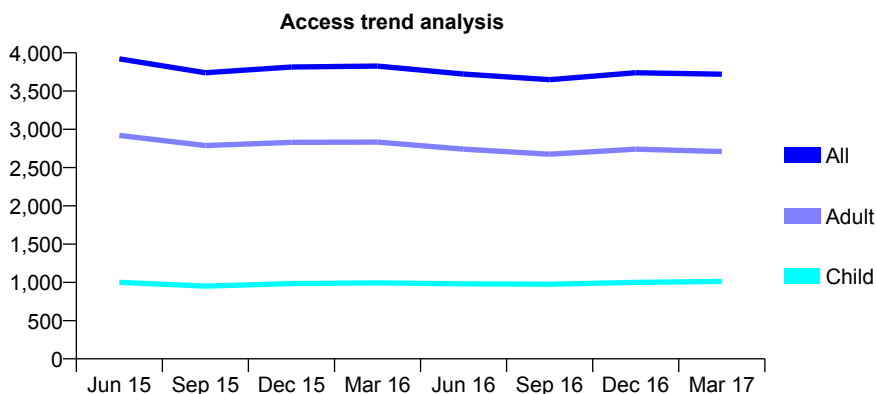
Q46 - Vital Signs At a Glance Contract Report for 124354/0001 - March 2017

Name or company name	Claremont Dental Practice
Contract type name	GDS Contract
Purpose of contract	General
Contract start date	01/06/2012
Contract end date	

16/17 Contracted general activity (UDA)	12,521
Carry forward general activity (UDA)	62
16/17 Contracted orthodontic activity (UOA)	0
Carry forward orthodontic activity (UOA)	0
Baseline contract value	£325,990.79

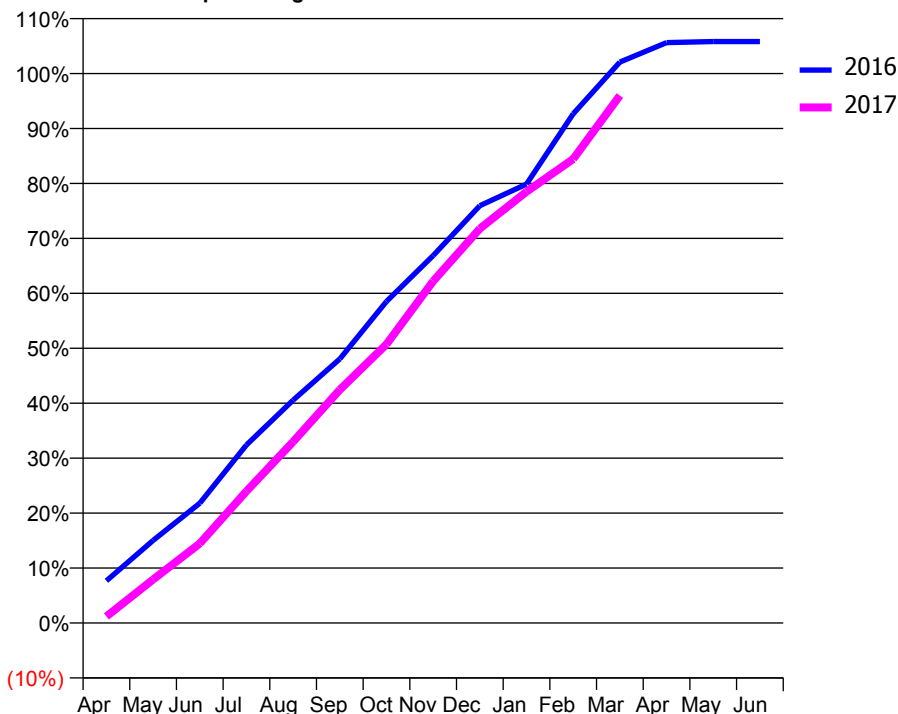
ACCESS*

Patients seen in 24 months	Total	Change since previous quarter
Quarter ending March 2016	3,826	
Quarter ending June 2016	3,722	↓
Quarter ending September 2016	3,649	↓
Quarter ending December 2016	3,740	↑
Quarter ending March 2017	3,721	→
Variance since March 2016	(2.7%)	↓



ACTIVITY

Cumulative percentage of contracted UDA delivered 2016 & 2017



Month	Adjusted Scheduled Activity (UDA)	
	2016	2017
April	995	151
May	1,946	993
June	2,823	1,813
July	4,196	3,002
August	5,254	4,131
September	6,224	5,315
October	7,579	6,352
November	8,661	7,788
December	9,835	8,986
January	10,346	9,827
February	12,001	10,572
March	13,222	12,020
April	13,680	
May	13,703	
June	13,704	

QUALITY

	Quantity	Base Number	Contract	AT	Region	England
% of FP17s for the same patient ID Re-attending within 3 months - Children	228	1,686	13.5%	12.9%	13.3%	12.3%
% of FP17s for the same patient ID Re-attending within 3 months - Adults	1,018	4,412	23.1%	17.6%	17.3%	16.7%
% of FP17s for the same patient ID Re-attending between 3 & 9 months - Children	950	1,686	56.3%	56.2%	58.9%	57.6%
% of FP17s for the same patient ID Re-attending between 3 & 9 months - Adults	2,243	4,412	50.8%	49.9%	52.2%	50.1%
% of FP17s for Band 1 Urgent Courses	816	5,936	13.7%	10.4%	9.2%	9.1%
% of FP17s Relating to Free Repair or Replacements	112	5,936	1.9%	0.9%	1.0%	0.8%
% of FP17s Relating to Continuations	79	5,936	1.3%	1.3%	1.4%	1.2%
% of Patients satisfied with the dentistry they have received	6	6	N/A	92.1%	93.1%	92.8%
% of Patients satisfied with the time they had to wait for an appointment	5	6	N/A	88.1%	89.5%	88.7%

* This is based on patients treated on this contract for their most recent course of treatment. Figures in italics indicate the base number of FP17s or Patient Questionnaire responses are less than 100. N/A is shown where the base number of responses is less than 10 during the period. % is calculated as Quantity/Base number*100

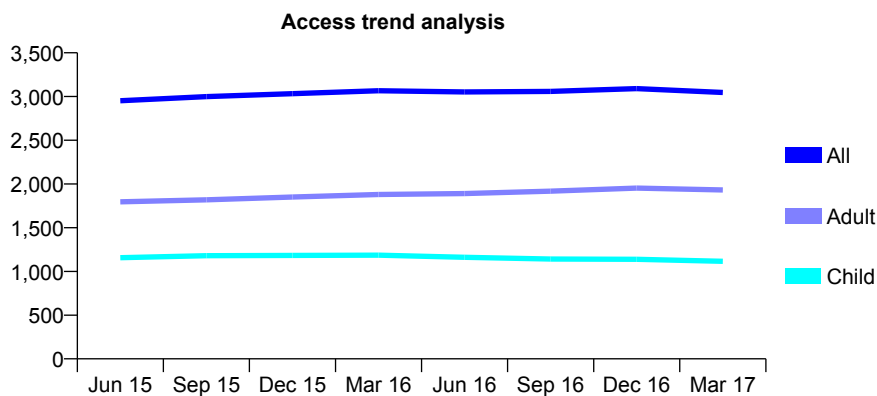
Q46 - Vital Signs At a Glance Contract Report for 125040/0001 - March 2017

Name or company name	Red Rose Dental Group
Contract type name	GDS Contract
Purpose of contract	General and Orthodontic
Contract start date	01/04/2013
Contract end date	

16/17 Contracted general activity (UDA)	6,575
Carry forward general activity (UDA)	68
16/17 Contracted orthodontic activity (UOA)	5,533
Carry forward orthodontic activity (UOA)	27
Baseline contract value	£559,552.17

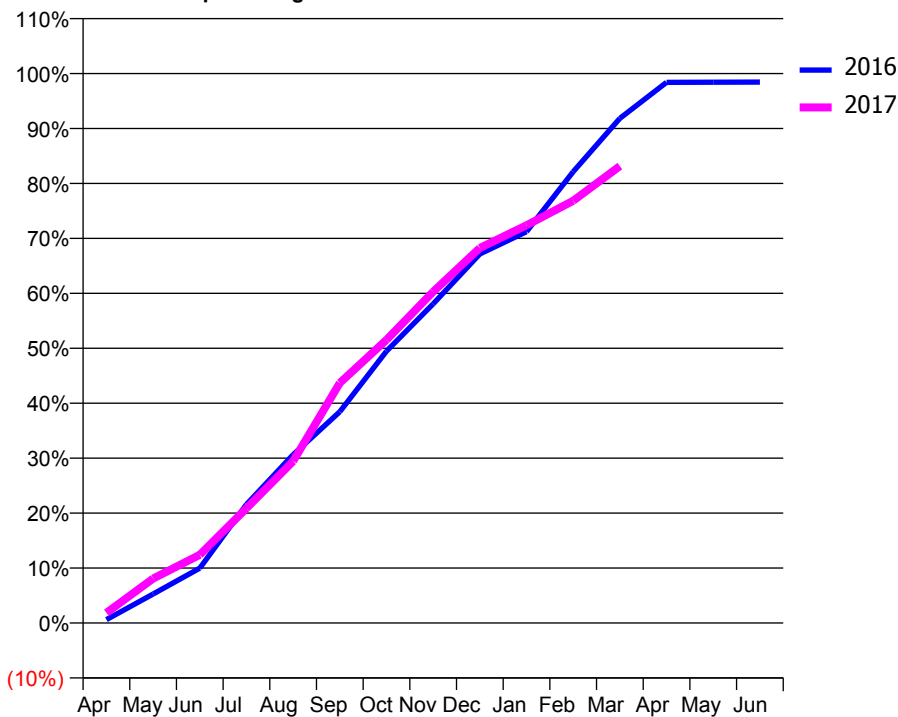
ACCESS*

Patients seen in 24 months	Total	Change since previous quarter
Quarter ending March 2016	3,066	
Quarter ending June 2016	3,053	→
Quarter ending September 2016	3,058	→
Quarter ending December 2016	3,091	→
Quarter ending March 2017	3,046	↓
Variance since March 2016	(0.7%)	→



ACTIVITY

Cumulative percentage of contracted UDA delivered 2016 & 2017



Month	Adjusted Scheduled Activity (UDA)	
	2016	2017
April	41	122
May	348	533
June	656	816
July	1,419	1,372
August	2,015	1,936
September	2,528	2,873
October	3,252	3,387
November	3,819	3,965
December	4,416	4,487
January	4,681	4,759
February	5,400	5,053
March	6,039	5,467
April	6,468	
May	6,471	
June	6,472	

QUALITY

	Quantity	Base Number	Contract	AT	Region	England
% of FP17s for the same patient ID Re-attending within 3 months - Children	216	2,187	9.9%	12.9%	13.3%	12.3%
% of FP17s for the same patient ID Re-attending within 3 months - Adults	387	2,254	17.2%	17.6%	17.3%	16.7%
% of FP17s for the same patient ID Re-attending between 3 & 9 months - Children	911	2,187	41.7%	56.2%	58.9%	57.6%
% of FP17s for the same patient ID Re-attending between 3 & 9 months - Adults	864	2,254	38.3%	49.9%	52.2%	50.1%
% of FP17s for Band 1 Urgent Courses	327	3,021	10.8%	10.4%	9.2%	9.1%
% of FP17s Relating to Free Repair or Replacements	15	3,021	0.5%	0.9%	1.0%	0.8%
% of FP17s Relating to Continuations	64	3,021	2.1%	1.3%	1.4%	1.2%
% of Patients satisfied with the dentistry they have received	2	2	N/A	92.1%	93.1%	92.8%
% of Patients satisfied with the time they had to wait for an appointment	2	2	N/A	88.1%	89.5%	88.7%

* This is based on patients treated on this contract for their most recent course of treatment. Figures in italics indicate the base number of FP17s or Patient Questionnaire responses are less than 100. N/A is shown where the base number of responses is less than 10 during the period. % is calculated as Quantity/Base number*100

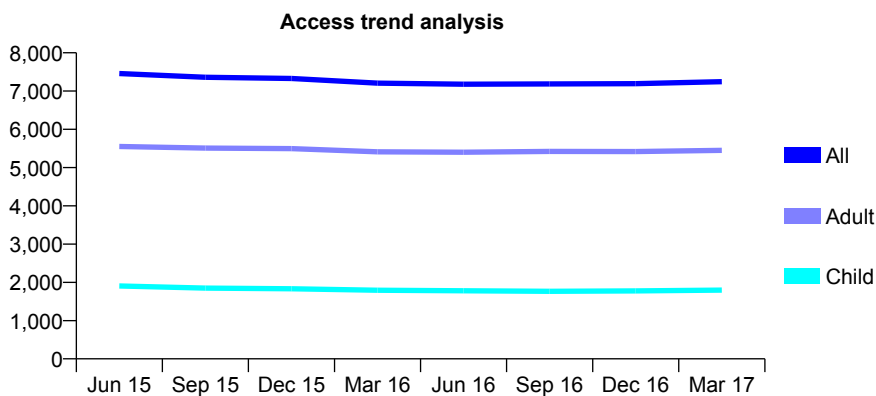
Q46 - Vital Signs At a Glance Contract Report for 126055/0001 - March 2017

Name or company name	Hamani Healthcare Ltd
Contract type name	GDS Contract
Purpose of contract	General
Contract start date	01/12/2011
Contract end date	

16/17 Contracted general activity (UDA)	23,392
Carry forward general activity (UDA)	-96
16/17 Contracted orthodontic activity (UOA)	0
Carry forward orthodontic activity (UOA)	0
Baseline contract value	£573,227.72

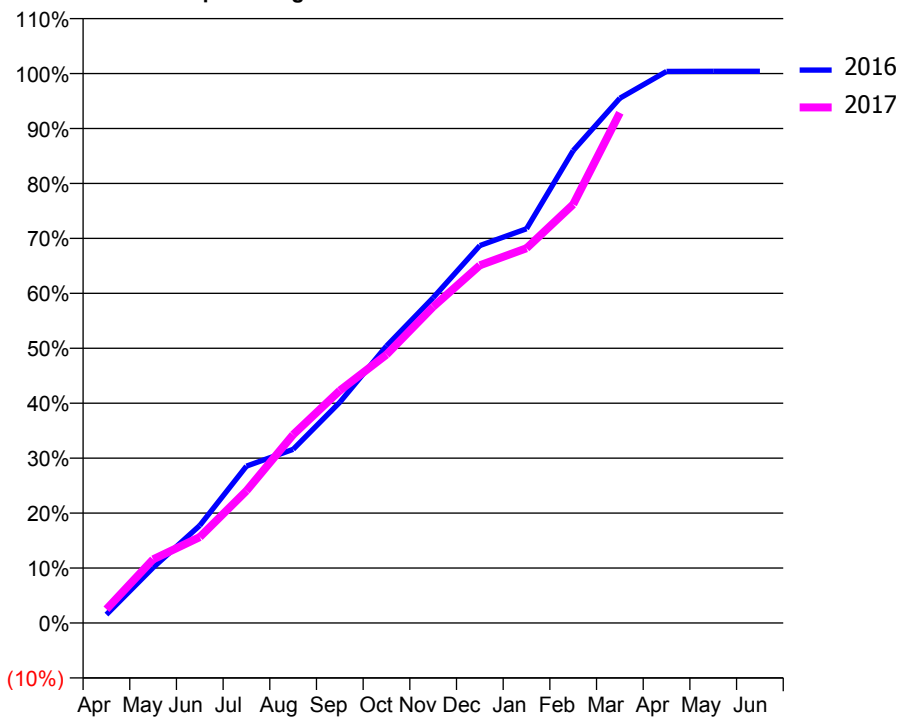
ACCESS*

Patients seen in 24 months	Total	Change since previous quarter
Quarter ending March 2016	7,206	
Quarter ending June 2016	7,179	→
Quarter ending September 2016	7,187	→
Quarter ending December 2016	7,194	→
Quarter ending March 2017	7,247	→
Variance since March 2016	0.6%	→



ACTIVITY

Cumulative percentage of contracted UDA delivered 2016 & 2017



Month	Adjusted Scheduled Activity (UDA)	
	2016	2017
April	361	587
May	2,356	2,708
June	4,153	3,660
July	6,680	5,629
August	7,392	8,017
September	9,397	9,896
October	11,792	11,421
November	13,849	13,460
December	16,068	15,225
January	16,785	15,953
February	20,111	17,824
March	22,338	21,722
April	23,480	
May	23,488	
June	23,488	

QUALITY

	Quantity	Base Number	Contract	AT	Region	England
% of FP17s for the same patient ID Re-attending within 3 months - Children	255	2,980	8.6%	12.9%	13.3%	12.3%
% of FP17s for the same patient ID Re-attending within 3 months - Adults	982	7,736	12.7%	17.6%	17.3%	16.7%
% of FP17s for the same patient ID Re-attending between 3 & 9 months - Children	1,996	2,980	67.0%	56.2%	58.9%	57.6%
% of FP17s for the same patient ID Re-attending between 3 & 9 months - Adults	4,297	7,736	55.5%	49.9%	52.2%	50.1%
% of FP17s for Band 1 Urgent Courses	471	10,229	4.6%	10.4%	9.2%	9.1%
% of FP17s Relating to Free Repair or Replacements	95	10,229	0.9%	0.9%	1.0%	0.8%
% of FP17s Relating to Continuations	231	10,229	2.3%	1.3%	1.4%	1.2%
% of Patients satisfied with the dentistry they have received	3	3	N/A	92.1%	93.1%	92.8%
% of Patients satisfied with the time they had to wait for an appointment	3	3	N/A	88.1%	89.5%	88.7%

* This is based on patients treated on this contract for their most recent course of treatment. Figures in italics indicate the base number of FP17s or Patient Questionnaire responses are less than 100. N/A is shown where the base number of responses is less than 10 during the period. % is calculated as Quantity/Base number*100

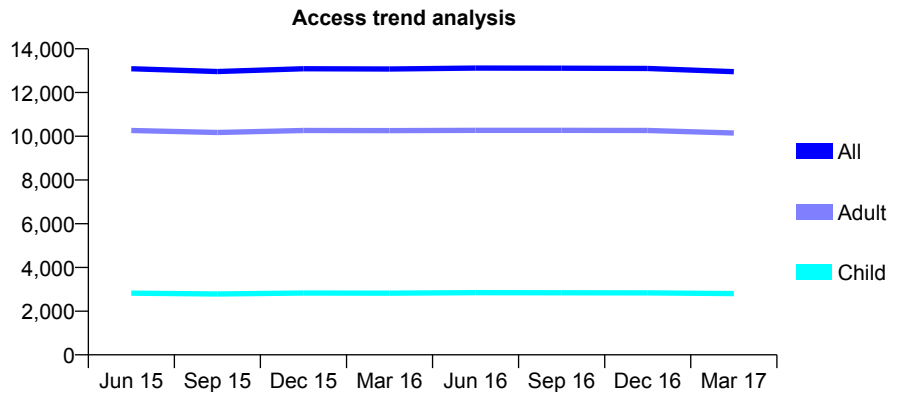
Q46 - Vital Signs At a Glance Contract Report for 126640/0001 - March 2017

Name or company name	Florence House Dental Practice Partnership
Contract type name	GDS Contract
Purpose of contract	General
Contract start date	01/11/2012
Contract end date	

16/17 Contracted general activity (UDA)	39,318
Carry forward general activity (UDA)	-12
16/17 Contracted orthodontic activity (UOA)	0
Carry forward orthodontic activity (UOA)	0
Baseline contract value	£1,106,744.52

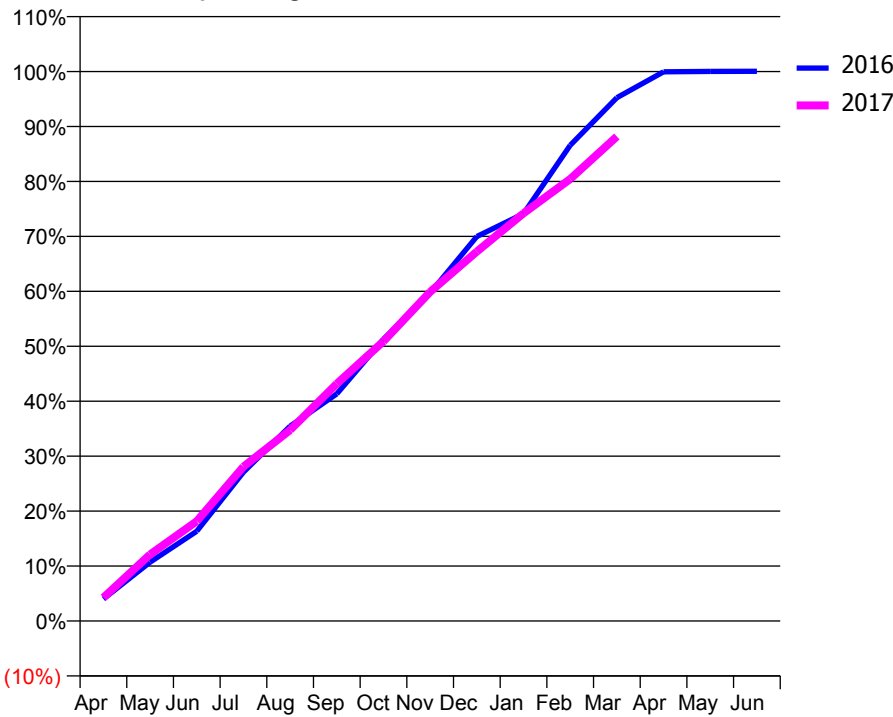
ACCESS*

Patients seen in 24 months	Total	Change since previous quarter
Quarter ending March 2016	13,074	
Quarter ending June 2016	13,116	→
Quarter ending September 2016	13,110	→
Quarter ending December 2016	13,099	→
Quarter ending March 2017	12,951	↓
Variance since March 2016	(0.9%)	→



ACTIVITY

Cumulative percentage of contracted UDA delivered 2016 & 2017



Month	Adjusted Scheduled Activity (UDA)	
	2016	2017
April	1,500	1,674
May	4,000	4,763
June	6,101	7,137
July	10,113	11,039
August	13,236	13,668
September	15,429	16,976
October	19,138	20,011
November	22,284	23,549
December	26,114	26,433
January	27,665	29,176
February	32,309	31,624
March	35,543	34,666
April	37,300	
May	37,321	
June	37,330	

QUALITY

	Quantity	Base Number	Contract	AT	Region	England
% of FP17s for the same patient ID Re-attending within 3 months - Children	326	3,930	8.3%	12.9%	13.3%	12.3%
% of FP17s for the same patient ID Re-attending within 3 months - Adults	1,986	13,760	14.4%	17.6%	17.3%	16.7%
% of FP17s for the same patient ID Re-attending between 3 & 9 months - Children	2,321	3,930	59.1%	56.2%	58.9%	57.6%
% of FP17s for the same patient ID Re-attending between 3 & 9 months - Adults	7,417	13,760	53.9%	49.9%	52.2%	50.1%
% of FP17s for Band 1 Urgent Courses	1,362	16,958	8.0%	10.4%	9.2%	9.1%
% of FP17s Relating to Free Repair or Replacements	202	16,958	1.2%	0.9%	1.0%	0.8%
% of FP17s Relating to Continuations	335	16,958	2.0%	1.3%	1.4%	1.2%
% of Patients satisfied with the dentistry they have received	10	10	100.0%	92.1%	93.1%	92.8%
% of Patients satisfied with the time they had to wait for an appointment	10	10	100.0%	88.1%	89.5%	88.7%

* This is based on patients treated on this contract for their most recent course of treatment. Figures in italics indicate the base number of FP17s or Patient Questionnaire responses are less than 100. N/A is shown where the base number of responses is less than 10 during the period. % is calculated as Quantity/Base number*100

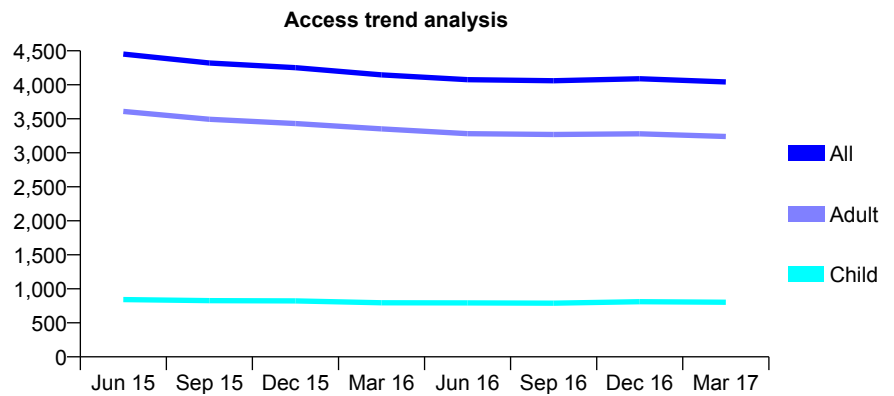
Q46 - Vital Signs At a Glance Contract Report for 127477/0001 - March 2017

Name or company name	Hollinwood Dental Practice
Contract type name	GDS Contract
Purpose of contract	General
Contract start date	01/04/2012
Contract end date	

16/17 Contracted general activity (UDA)	13,992
Carry forward general activity (UDA)	9
16/17 Contracted orthodontic activity (UOA)	0
Carry forward orthodontic activity (UOA)	0
Baseline contract value	£375,173.25

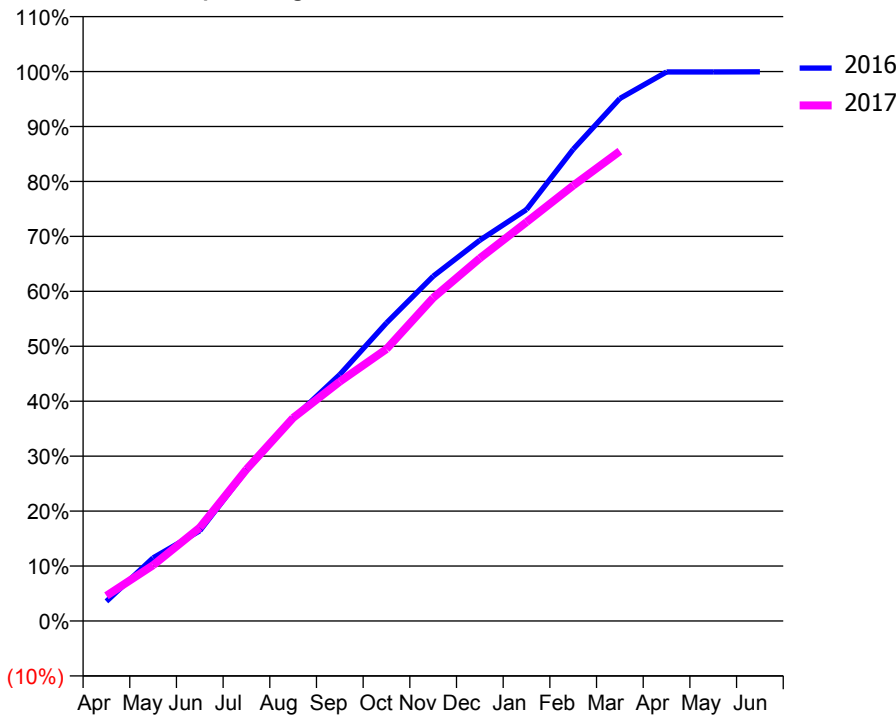
ACCESS*

Patients seen in 24 months	Total	Change since previous quarter
Quarter ending March 2016	4,146	
Quarter ending June 2016	4,075	↓
Quarter ending September 2016	4,059	→
Quarter ending December 2016	4,090	→
Quarter ending March 2017	4,043	↓
Variance since March 2016	(2.5%)	↓



ACTIVITY

Cumulative percentage of contracted UDA delivered 2016 & 2017



Month	Adjusted Scheduled Activity (UDA)	
	2016	2017
April	500	643
May	1,607	1,420
June	2,297	2,378
July	3,836	3,863
August	5,164	5,174
September	6,276	6,096
October	7,591	6,925
November	8,779	8,229
December	9,694	9,238
January	10,476	10,159
February	12,011	11,088
March	13,304	11,964
April	13,982	
May	13,982	
June	13,983	

QUALITY

	Quantity	Base Number	Contract	AT	Region	England
% of FP17s for the same patient ID Re-attending within 3 months - Children	99	1,281	7.7%	12.9%	13.3%	12.3%
% of FP17s for the same patient ID Re-attending within 3 months - Adults	682	4,925	13.8%	17.6%	17.3%	16.7%
% of FP17s for the same patient ID Re-attending between 3 & 9 months - Children	838	1,281	65.4%	56.2%	58.9%	57.6%
% of FP17s for the same patient ID Re-attending between 3 & 9 months - Adults	2,820	4,925	57.3%	49.9%	52.2%	50.1%
% of FP17s for Band 1 Urgent Courses	454	5,926	7.7%	10.4%	9.2%	9.1%
% of FP17s Relating to Free Repair or Replacements	38	5,926	0.6%	0.9%	1.0%	0.8%
% of FP17s Relating to Continuations	126	5,926	2.1%	1.3%	1.4%	1.2%
% of Patients satisfied with the dentistry they have received	4	5	N/A	92.1%	93.1%	92.8%
% of Patients satisfied with the time they had to wait for an appointment	3	5	N/A	88.1%	89.5%	88.7%

* This is based on patients treated on this contract for their most recent course of treatment. Figures in italics indicate the base number of FP17s or Patient Questionnaire responses are less than 100. N/A is shown where the base number of responses is less than 10 during the period. % is calculated as Quantity/Base number*100

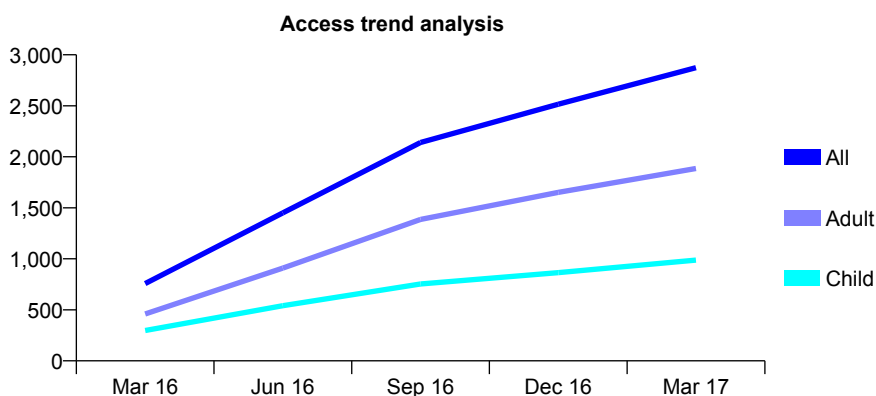
Q46 - Vital Signs At a Glance Contract Report for 127949/0001 - March 2017

Name or company name	Mrs S Singh & Mr D Singh
Contract type name	GDS Contract
Purpose of contract	General
Contract start date	18/01/2016
Contract end date	

16/17 Contracted general activity (UDA)	10,570
Carry forward general activity (UDA)	432
16/17 Contracted orthodontic activity (UOA)	0
Carry forward orthodontic activity (UOA)	0
Baseline contract value	£364,059.77

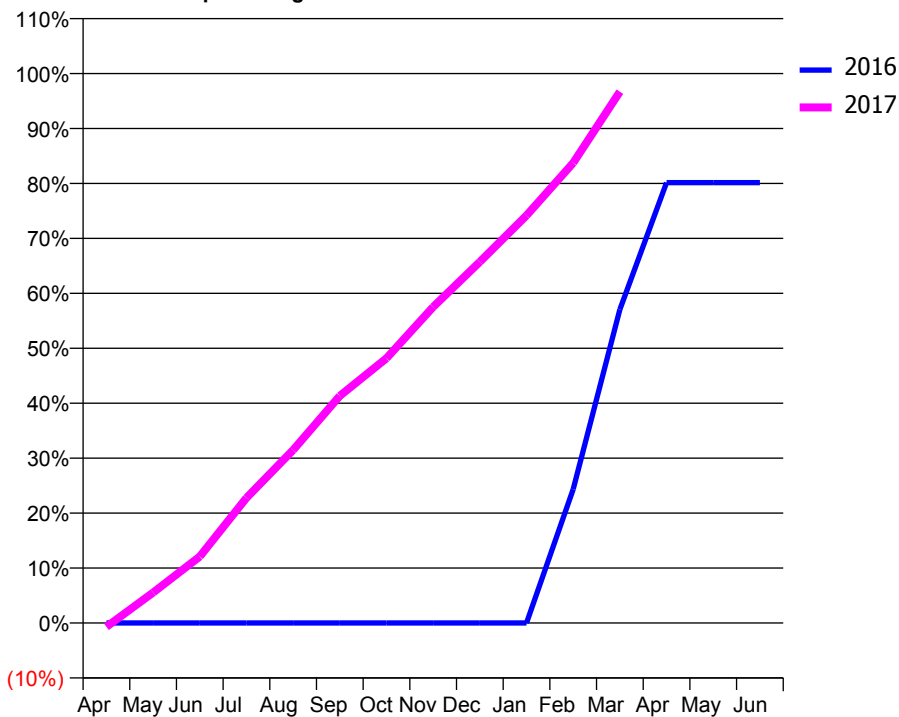
ACCESS*

Patients seen in 24 months	Total	Change since previous quarter
Quarter ending March 2016	758	
Quarter ending June 2016	1,450	↑
Quarter ending September 2016	2,140	↑
Quarter ending December 2016	2,516	↑
Quarter ending March 2017	2,874	↑
Variance since March 2016	279.2%	↑



ACTIVITY

Cumulative percentage of contracted UDA delivered 2016 & 2017



Month	Adjusted Scheduled Activity (UDA)	
	2016	2017
April	0	-76
May	0	587
June	0	1,279
July	0	2,408
August	0	3,329
September	0	4,369
October	0	5,094
November	0	6,081
December	0	6,948
January	0	7,841
February	520	8,850
March	1,219	10,220
April	1,713	
May	1,713	
June	1,713	

QUALITY

	Quantity	Base Number	Contract	AT	Region	England
% of FP17s for the same patient ID Re-attending within 3 months - Children	113	1,438	7.9%	12.9%	13.3%	12.3%
% of FP17s for the same patient ID Re-attending within 3 months - Adults	376	2,850	13.2%	17.6%	17.3%	16.7%
% of FP17s for the same patient ID Re-attending between 3 & 9 months - Children	460	1,438	32.0%	56.2%	58.9%	57.6%
% of FP17s for the same patient ID Re-attending between 3 & 9 months - Adults	820	2,850	28.8%	49.9%	52.2%	50.1%
% of FP17s for Band 1 Urgent Courses	311	4,134	7.5%	10.4%	9.2%	9.1%
% of FP17s Relating to Free Repair or Replacements	11	4,134	0.3%	0.9%	1.0%	0.8%
% of FP17s Relating to Continuations	24	4,134	0.6%	1.3%	1.4%	1.2%
% of Patients satisfied with the dentistry they have received	2	2	N/A	92.1%	93.1%	92.8%
% of Patients satisfied with the time they had to wait for an appointment	2	2	N/A	88.1%	89.5%	88.7%

* This is based on patients treated on this contract for their most recent course of treatment. Figures in italics indicate the base number of FP17s or Patient Questionnaire responses are less than 100. N/A is shown where the base number of responses is less than 10 during the period. % is calculated as Quantity/Base number*100

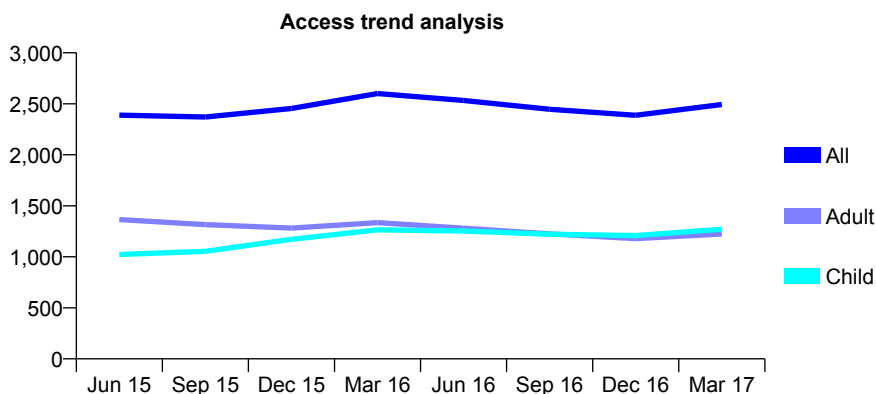
Q46 - Vital Signs At a Glance Contract Report for 128007/0001 - March 2017

Name or company name	Ashton Road Limited Company
Contract type name	GDS Contract
Purpose of contract	General
Contract start date	06/04/2007
Contract end date	

16/17 Contracted general activity (UDA)	8,609
Carry forward general activity (UDA)	-48
16/17 Contracted orthodontic activity (UOA)	0
Carry forward orthodontic activity (UOA)	0
Baseline contract value	£230,826.73

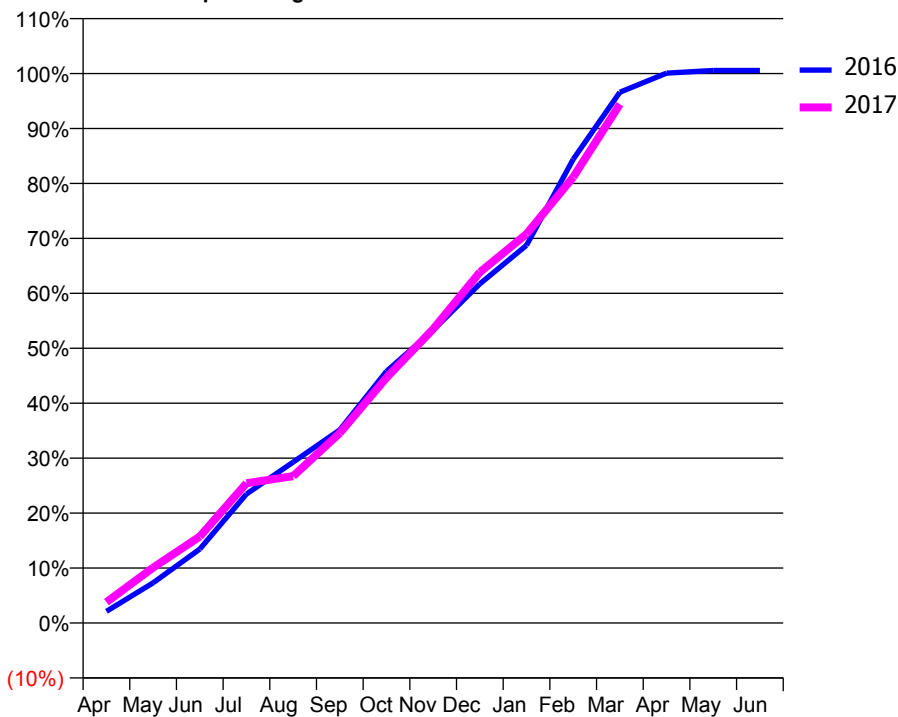
ACCESS*

Patients seen in 24 months	Total	Change since previous quarter
Quarter ending March 2016	2,600	
Quarter ending June 2016	2,533	↓
Quarter ending September 2016	2,447	↓
Quarter ending December 2016	2,387	↓
Quarter ending March 2017	2,494	↑
Variance since March 2016	(4.1%)	↓



ACTIVITY

Cumulative percentage of contracted UDA delivered 2016 & 2017



Month	Adjusted Scheduled Activity (UDA)	
	2016	2017
April	184	328
May	630	869
June	1,158	1,356
July	2,021	2,191
August	2,520	2,301
September	3,025	2,976
October	3,944	3,842
November	4,589	4,605
December	5,313	5,495
January	5,917	6,095
February	7,264	6,984
March	8,316	8,127
April	8,614	
May	8,656	
June	8,657	

QUALITY

	Quantity	Base Number	Contract	AT	Region	England
% of FP17s for the same patient ID Re-attending within 3 months - Children	107	1,465	7.3%	12.9%	13.3%	12.3%
% of FP17s for the same patient ID Re-attending within 3 months - Adults	176	1,327	13.3%	17.6%	17.3%	16.7%
% of FP17s for the same patient ID Re-attending between 3 & 9 months - Children	621	1,465	42.4%	56.2%	58.9%	57.6%
% of FP17s for the same patient ID Re-attending between 3 & 9 months - Adults	517	1,327	39.0%	49.9%	52.2%	50.1%
% of FP17s for Band 1 Urgent Courses	102	2,691	3.8%	10.4%	9.2%	9.1%
% of FP17s Relating to Free Repair or Replacements	1	2,691	0.0%	0.9%	1.0%	0.8%
% of FP17s Relating to Continuations	32	2,691	1.2%	1.3%	1.4%	1.2%
% of Patients satisfied with the dentistry they have received	1	3	N/A	92.1%	93.1%	92.8%
% of Patients satisfied with the time they had to wait for an appointment	2	3	N/A	88.1%	89.5%	88.7%

* This is based on patients treated on this contract for their most recent course of treatment. Figures in italics indicate the base number of FP17s or Patient Questionnaire responses are less than 100. N/A is shown where the base number of responses is less than 10 during the period. % is calculated as Quantity/Base number*100

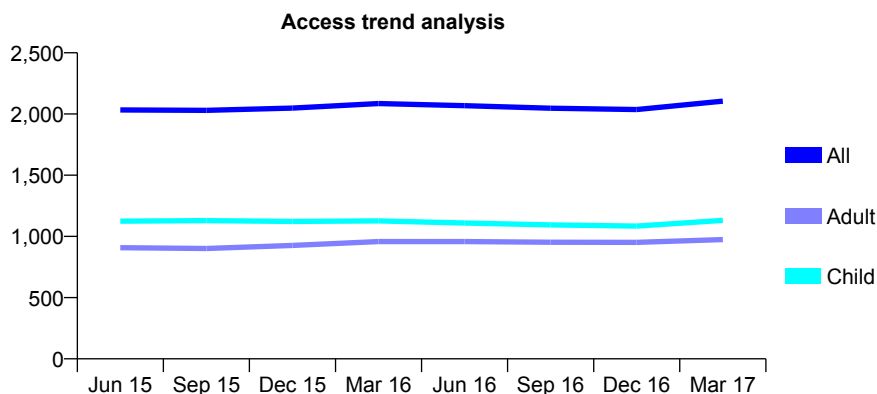
Q46 - Vital Signs At a Glance Contract Report for 128236/0001 - March 2017

Name or company name	Maple Road Dental Practice
Contract type name	GDS Contract
Purpose of contract	General
Contract start date	01/07/2009
Contract end date	

16/17 Contracted general activity (UDA)	5,704
Carry forward general activity (UDA)	-11
16/17 Contracted orthodontic activity (UOA)	0
Carry forward orthodontic activity (UOA)	0
Baseline contract value	£149,373.91

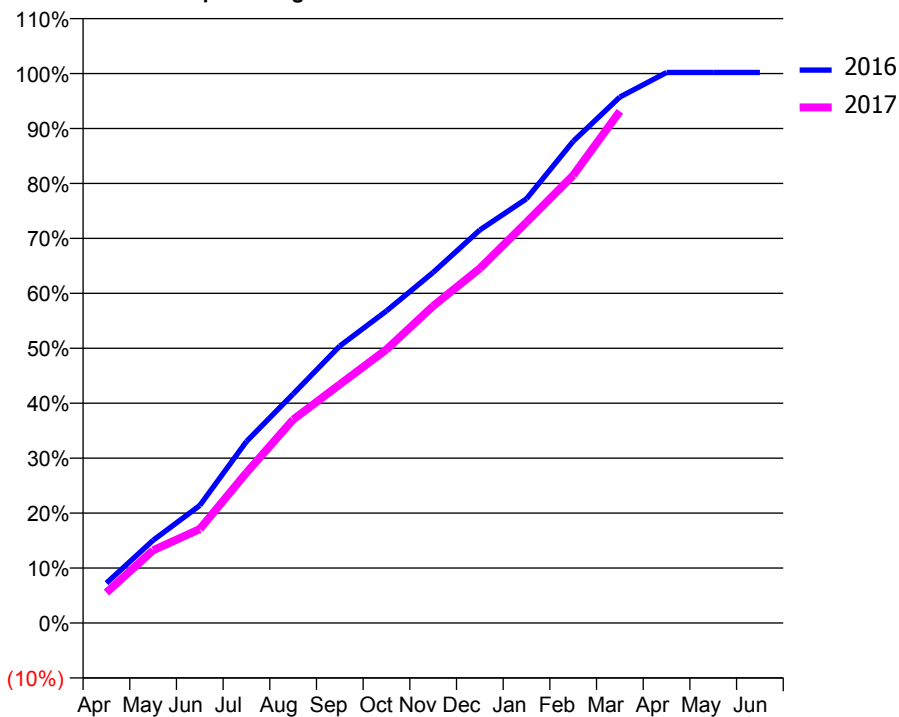
ACCESS*

Patients seen in 24 months	Total	Change since previous quarter
Quarter ending March 2016	2,085	
Quarter ending June 2016	2,068	→
Quarter ending September 2016	2,047	↓
Quarter ending December 2016	2,036	→
Quarter ending March 2017	2,105	↑
Variance since March 2016	1.0%	→



ACTIVITY

Cumulative percentage of contracted UDA delivered 2016 & 2017



Month	Adjusted Scheduled Activity (UDA)	
	2016	2017
April	422	317
May	876	755
June	1,244	975
July	1,922	1,560
August	2,424	2,112
September	2,932	2,477
October	3,304	2,840
November	3,711	3,291
December	4,159	3,682
January	4,490	4,160
February	5,099	4,648
March	5,567	5,312
April	5,827	
May	5,827	
June	5,827	

QUALITY

	Quantity	Base Number	Contract	AT	Region	England
% of FP17s for the same patient ID Re-attending within 3 months - Children	243	2,185	11.1%	12.9%	13.3%	12.3%
% of FP17s for the same patient ID Re-attending within 3 months - Adults	220	1,273	17.3%	17.6%	17.3%	16.7%
% of FP17s for the same patient ID Re-attending between 3 & 9 months - Children	1,534	2,185	70.2%	56.2%	58.9%	57.6%
% of FP17s for the same patient ID Re-attending between 3 & 9 months - Adults	673	1,273	52.9%	49.9%	52.2%	50.1%
% of FP17s for Band 1 Urgent Courses	287	3,296	8.7%	10.4%	9.2%	9.1%
% of FP17s Relating to Free Repair or Replacements	2	3,296	0.1%	0.9%	1.0%	0.8%
% of FP17s Relating to Continuations	4	3,296	0.1%	1.3%	1.4%	1.2%
% of Patients satisfied with the dentistry they have received	0	0	N/A	92.1%	93.1%	92.8%
% of Patients satisfied with the time they had to wait for an appointment	0	0	N/A	88.1%	89.5%	88.7%

* This is based on patients treated on this contract for their most recent course of treatment. Figures in italics indicate the base number of FP17s or Patient Questionnaire responses are less than 100. N/A is shown where the base number of responses is less than 10 during the period. % is calculated as Quantity/Base number*100

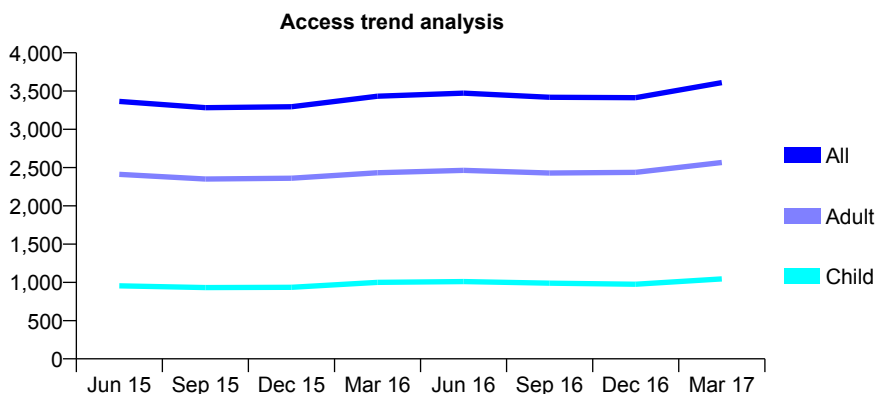
Q46 - Vital Signs At a Glance Contract Report for 129364/0001 - March 2017

Name or company name	DHS Dental Practices Ltd
Contract type name	GDS Contract
Purpose of contract	General
Contract start date	25/01/2010
Contract end date	

16/17 Contracted general activity (UDA)	12,300
Carry forward general activity (UDA)	0
16/17 Contracted orthodontic activity (UOA)	0
Carry forward orthodontic activity (UOA)	0
Baseline contract value	£304,032.51

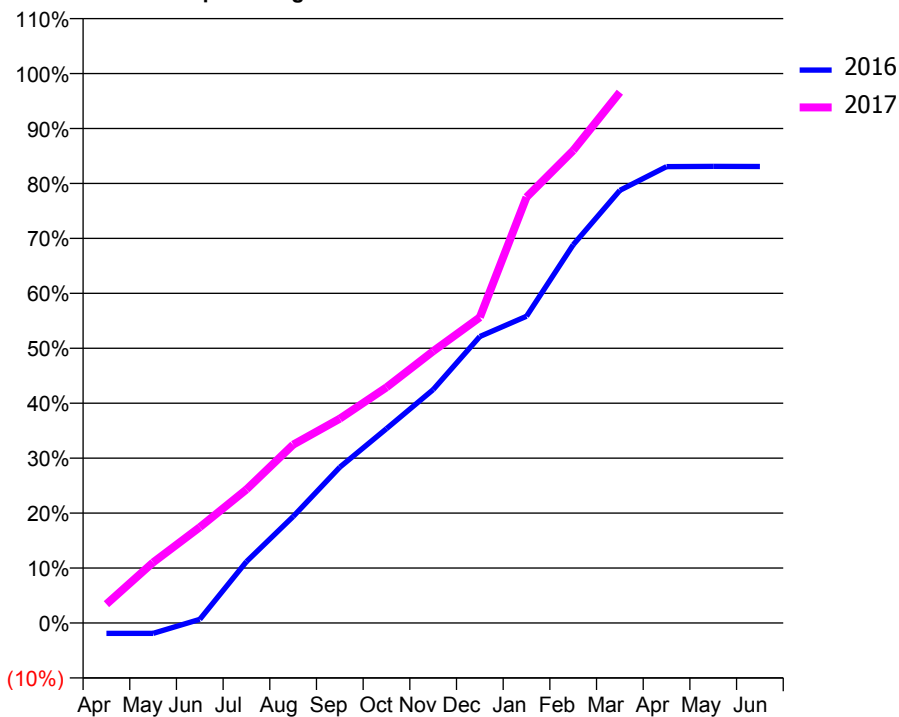
ACCESS*

Patients seen in 24 months	Total	Change since previous quarter
Quarter ending March 2016	3,432	
Quarter ending June 2016	3,473	→
Quarter ending September 2016	3,418	↓
Quarter ending December 2016	3,413	→
Quarter ending March 2017	3,611	↑
Variance since March 2016	5.2%	↑



ACTIVITY

Cumulative percentage of contracted UDA delivered 2016 & 2017



Month	Adjusted Scheduled Activity (UDA)	
	2016	2017
April	-220	424
May	-220	1,356
June	77	2,146
July	1,291	2,990
August	2,236	3,993
September	3,273	4,573
October	4,083	5,275
November	4,905	6,084
December	6,018	6,843
January	6,445	9,533
February	7,945	10,577
March	9,090	11,881
April	9,586	
May	9,592	
June	9,591	

QUALITY

	Quantity	Base Number	Contract	AT	Region	England
% of FP17s for the same patient ID Re-attending within 3 months - Children	109	1,590	6.9%	12.9%	13.3%	12.3%
% of FP17s for the same patient ID Re-attending within 3 months - Adults	607	3,907	15.5%	17.6%	17.3%	16.7%
% of FP17s for the same patient ID Re-attending between 3 & 9 months - Children	998	1,590	62.8%	56.2%	58.9%	57.6%
% of FP17s for the same patient ID Re-attending between 3 & 9 months - Adults	2,269	3,907	58.1%	49.9%	52.2%	50.1%
% of FP17s for Band 1 Urgent Courses	550	5,234	10.5%	10.4%	9.2%	9.1%
% of FP17s Relating to Free Repair or Replacements	35	5,234	0.7%	0.9%	1.0%	0.8%
% of FP17s Relating to Continuations	20	5,234	0.4%	1.3%	1.4%	1.2%
% of Patients satisfied with the dentistry they have received	3	3	N/A	92.1%	93.1%	92.8%
% of Patients satisfied with the time they had to wait for an appointment	2	3	N/A	88.1%	89.5%	88.7%

* This is based on patients treated on this contract for their most recent course of treatment. Figures in italics indicate the base number of FP17s or Patient Questionnaire responses are less than 100. N/A is shown where the base number of responses is less than 10 during the period. % is calculated as Quantity/Base number*100

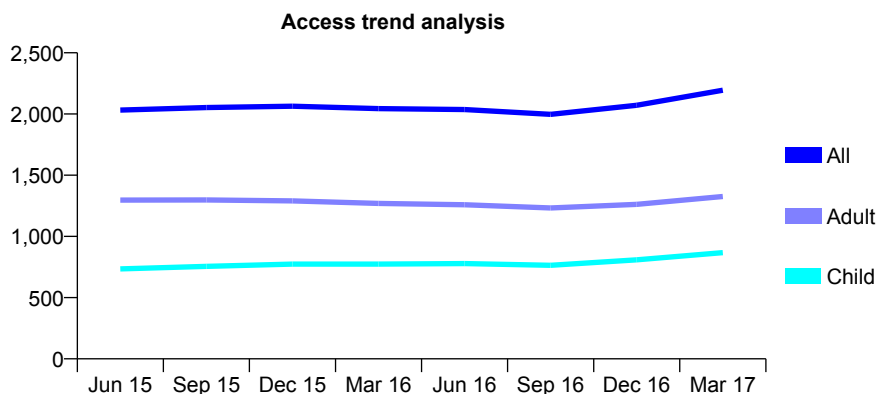
Q46 - Vital Signs At a Glance Contract Report for 129364/0002 - March 2017

Name or company name	DHS Dental Practices Ltd
Contract type name	GDS Contract
Purpose of contract	General
Contract start date	16/08/2010
Contract end date	

16/17 Contracted general activity (UDA)	6,957
Carry forward general activity (UDA)	-103
16/17 Contracted orthodontic activity (UOA)	0
Carry forward orthodontic activity (UOA)	0
Baseline contract value	£171,598.47

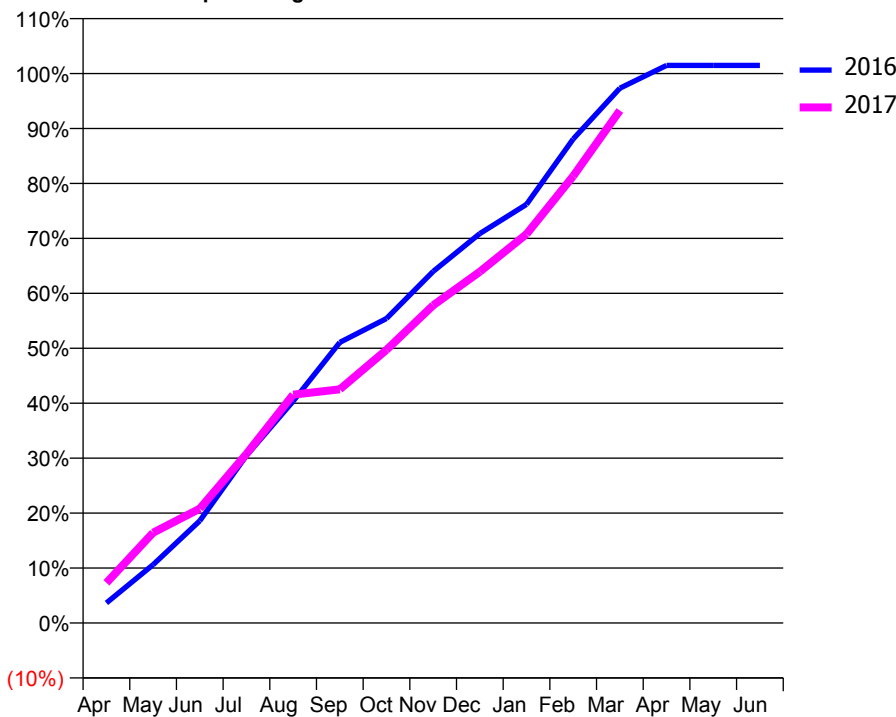
ACCESS*

Patients seen in 24 months	Total	Change since previous quarter
Quarter ending March 2016	2,044	
Quarter ending June 2016	2,037	→
Quarter ending September 2016	1,997	↓
Quarter ending December 2016	2,071	↑
Quarter ending March 2017	2,194	↑
Variance since March 2016	7.3%	↑



ACTIVITY

Cumulative percentage of contracted UDA delivered 2016 & 2017



Month	Adjusted Scheduled Activity (UDA)	
	2016	2017
April	255	510
May	738	1,144
June	1,294	1,448
July	2,119	2,141
August	2,809	2,891
September	3,552	2,958
October	3,855	3,459
November	4,451	4,023
December	4,931	4,448
January	5,300	4,924
February	6,128	5,657
March	6,771	6,490
April	7,059	
May	7,060	
June	7,060	

QUALITY

	Quantity	Base Number	Contract	AT	Region	England
% of FP17s for the same patient ID Re-attending within 3 months - Children	87	1,257	6.9%	12.9%	13.3%	12.3%
% of FP17s for the same patient ID Re-attending within 3 months - Adults	215	1,793	12.0%	17.6%	17.3%	16.7%
% of FP17s for the same patient ID Re-attending between 3 & 9 months - Children	722	1,257	57.4%	56.2%	58.9%	57.6%
% of FP17s for the same patient ID Re-attending between 3 & 9 months - Adults	979	1,793	54.6%	49.9%	52.2%	50.1%
% of FP17s for Band 1 Urgent Courses	203	2,937	6.9%	10.4%	9.2%	9.1%
% of FP17s Relating to Free Repair or Replacements	18	2,937	0.6%	0.9%	1.0%	0.8%
% of FP17s Relating to Continuations	5	2,937	0.2%	1.3%	1.4%	1.2%
% of Patients satisfied with the dentistry they have received	3	3	N/A	92.1%	93.1%	92.8%
% of Patients satisfied with the time they had to wait for an appointment	3	3	N/A	88.1%	89.5%	88.7%

* This is based on patients treated on this contract for their most recent course of treatment. Figures in italics indicate the base number of FP17s or Patient Questionnaire responses are less than 100. N/A is shown where the base number of responses is less than 10 during the period. % is calculated as Quantity/Base number*100

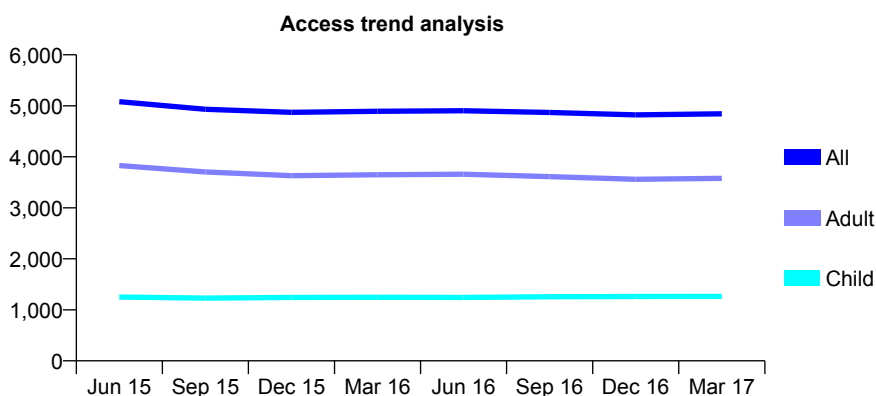
Q46 - Vital Signs At a Glance Contract Report for 129739/0001 - March 2017

Name or company name	Offerton Fold Dental Practice Ltd
Contract type name	GDS Contract
Purpose of contract	General
Contract start date	01/04/2008
Contract end date	

16/17 Contracted general activity (UDA)	14,812
Carry forward general activity (UDA)	47
16/17 Contracted orthodontic activity (UOA)	0
Carry forward orthodontic activity (UOA)	0
Baseline contract value	£503,074.50

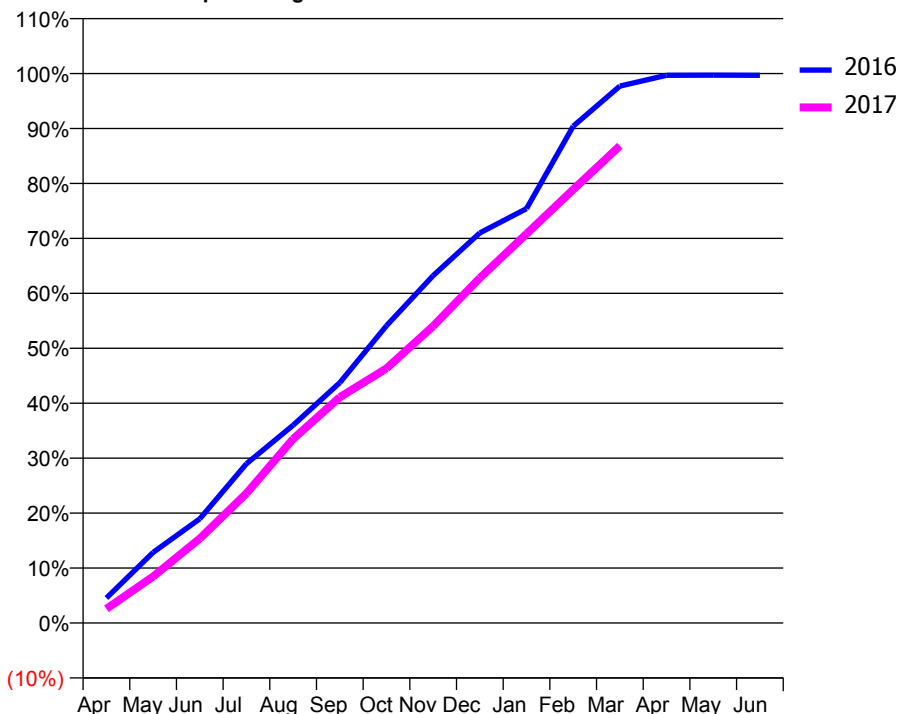
ACCESS*

Patients seen in 24 months	Total	Change since previous quarter
Quarter ending March 2016	4,893	
Quarter ending June 2016	4,902	→
Quarter ending September 2016	4,868	→
Quarter ending December 2016	4,821	→
Quarter ending March 2017	4,842	→
Variance since March 2016	(1.0%)	↓



ACTIVITY

Cumulative percentage of contracted UDA delivered 2016 & 2017



Month	Adjusted Scheduled Activity (UDA)	
	2016	2017
April	673	384
May	1,903	1,253
June	2,809	2,278
July	4,292	3,497
August	5,331	4,962
September	6,477	6,087
October	8,013	6,864
November	9,365	8,003
December	10,515	9,300
January	11,169	10,492
February	13,390	11,684
March	14,472	12,862
April	14,763	
May	14,766	
June	14,765	

QUALITY

	Quantity	Base Number	Contract	AT	Region	England
% of FP17s for the same patient ID Re-attending within 3 months - Children	153	1,898	8.1%	12.9%	13.3%	12.3%
% of FP17s for the same patient ID Re-attending within 3 months - Adults	713	5,291	13.5%	17.6%	17.3%	16.7%
% of FP17s for the same patient ID Re-attending between 3 & 9 months - Children	1,189	1,898	62.6%	56.2%	58.9%	57.6%
% of FP17s for the same patient ID Re-attending between 3 & 9 months - Adults	3,028	5,291	57.2%	49.9%	52.2%	50.1%
% of FP17s for Band 1 Urgent Courses	588	7,020	8.4%	10.4%	9.2%	9.1%
% of FP17s Relating to Free Repair or Replacements	68	7,020	1.0%	0.9%	1.0%	0.8%
% of FP17s Relating to Continuations	130	7,020	1.9%	1.3%	1.4%	1.2%
% of Patients satisfied with the dentistry they have received	0	0	N/A	92.1%	93.1%	92.8%
% of Patients satisfied with the time they had to wait for an appointment	0	0	N/A	88.1%	89.5%	88.7%

* This is based on patients treated on this contract for their most recent course of treatment. Figures in italics indicate the base number of FP17s or Patient Questionnaire responses are less than 100. N/A is shown where the base number of responses is less than 10 during the period. % is calculated as Quantity/Base number*100

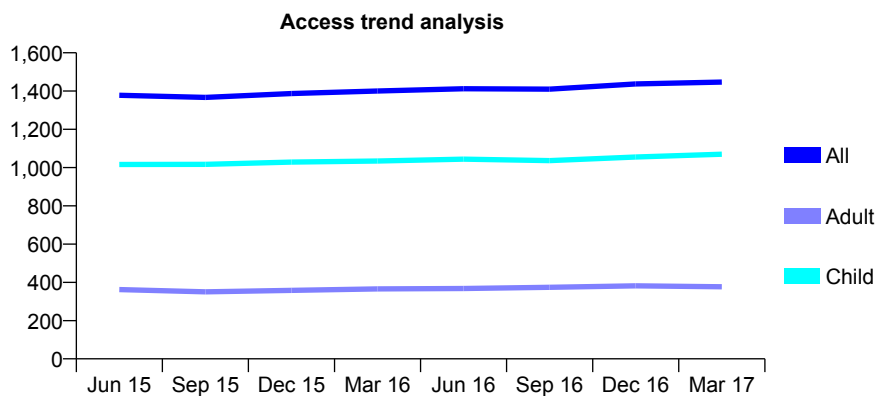
Q46 - Vital Signs At a Glance Contract Report for 130001/0001 - March 2017

Name or company name	530 Dental Care
Contract type name	GDS Contract
Purpose of contract	General
Contract start date	01/06/2010
Contract end date	

16/17 Contracted general activity (UDA)	4,012
Carry forward general activity (UDA)	5
16/17 Contracted orthodontic activity (UOA)	0
Carry forward orthodontic activity (UOA)	0
Baseline contract value	£90,640.88

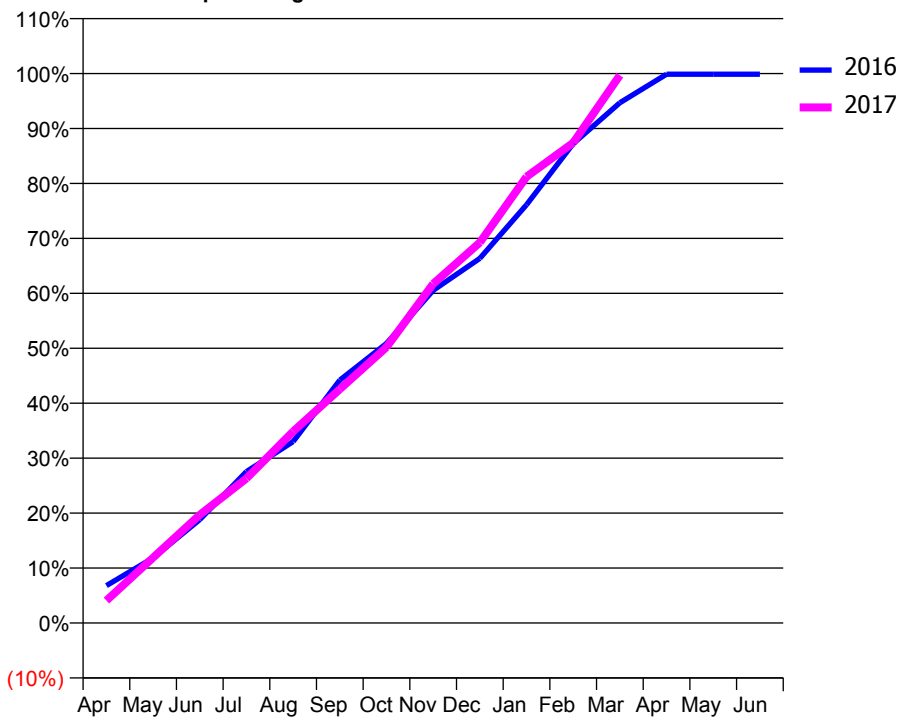
ACCESS*

Patients seen in 24 months	Total	Change since previous quarter
Quarter ending March 2016	1,400	
Quarter ending June 2016	1,412	→
Quarter ending September 2016	1,410	→
Quarter ending December 2016	1,437	→
Quarter ending March 2017	1,447	→
Variance since March 2016	3.4%	↑



ACTIVITY

Cumulative percentage of contracted UDA delivered 2016 & 2017



Month	Adjusted Scheduled Activity (UDA)	
	2016	2017
April	273	164
May	476	477
June	755	790
July	1,105	1,056
August	1,324	1,398
September	1,774	1,708
October	2,042	2,014
November	2,429	2,476
December	2,662	2,779
January	3,054	3,258
February	3,500	3,506
March	3,799	3,999
April	4,007	
May	4,007	
June	4,007	

QUALITY

	Quantity	Base Number	Contract	AT	Region	England
% of FP17s for the same patient ID Re-attending within 3 months - Children	272	2,046	13.3%	12.9%	13.3%	12.3%
% of FP17s for the same patient ID Re-attending within 3 months - Adults	54	389	13.9%	17.6%	17.3%	16.7%
% of FP17s for the same patient ID Re-attending between 3 & 9 months - Children	1,338	2,046	65.4%	56.2%	58.9%	57.6%
% of FP17s for the same patient ID Re-attending between 3 & 9 months - Adults	227	389	58.4%	49.9%	52.2%	50.1%
% of FP17s for Band 1 Urgent Courses	14	2,310	0.6%	10.4%	9.2%	9.1%
% of FP17s Relating to Free Repair or Replacements	0	2,310	0.0%	0.9%	1.0%	0.8%
% of FP17s Relating to Continuations	80	2,310	3.5%	1.3%	1.4%	1.2%
% of Patients satisfied with the dentistry they have received	3	3	N/A	92.1%	93.1%	92.8%
% of Patients satisfied with the time they had to wait for an appointment	3	3	N/A	88.1%	89.5%	88.7%

* This is based on patients treated on this contract for their most recent course of treatment. Figures in italics indicate the base number of FP17s or Patient Questionnaire responses are less than 100. N/A is shown where the base number of responses is less than 10 during the period. % is calculated as Quantity/Base number*100

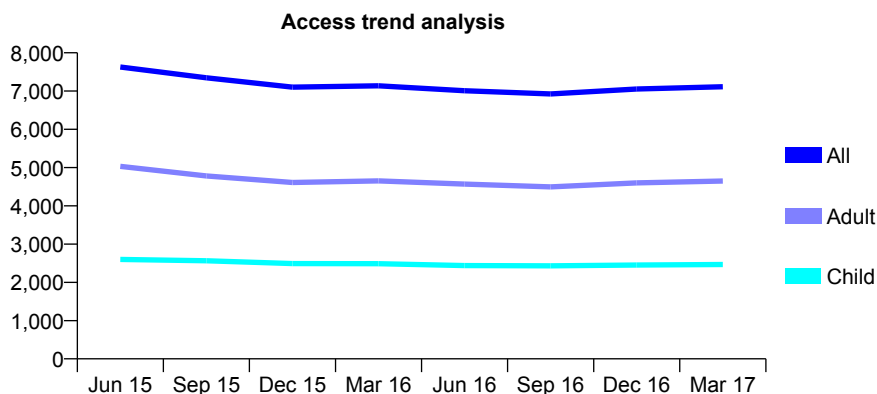
Q46 - Vital Signs At a Glance Contract Report for 130761/0001 - March 2017

Name or company name	Ravat & Ray Dental Care (Deane) Ltd
Contract type name	GDS Contract
Purpose of contract	General
Contract start date	01/04/2011
Contract end date	

16/17 Contracted general activity (UDA)	18,900
Carry forward general activity (UDA)	-378
16/17 Contracted orthodontic activity (UOA)	0
Carry forward orthodontic activity (UOA)	0
Baseline contract value	£514,443.12

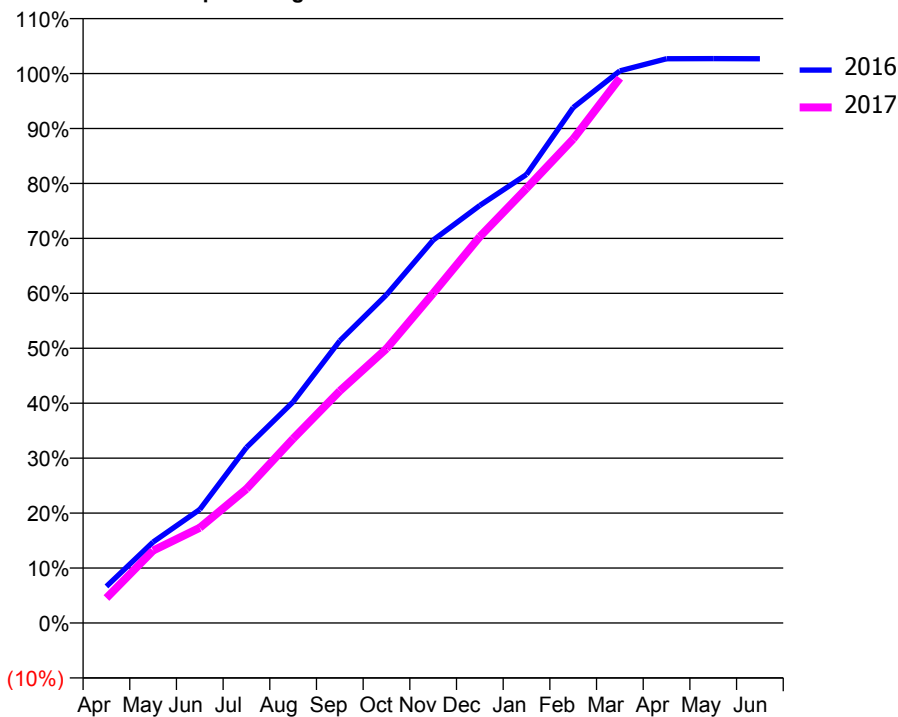
ACCESS*

Patients seen in 24 months	Total	Change since previous quarter
Quarter ending March 2016	7,138	
Quarter ending June 2016	7,009	↓
Quarter ending September 2016	6,926	↓
Quarter ending December 2016	7,052	→
Quarter ending March 2017	7,114	→
Variance since March 2016	(0.3%)	→



ACTIVITY

Cumulative percentage of contracted UDA delivered 2016 & 2017



Adjusted Scheduled Activity (UDA)

Month	2016	2017
April	1,288	860
May	2,859	2,491
June	4,003	3,275
July	6,190	4,613
August	7,797	6,339
September	9,952	7,982
October	11,572	9,437
November	13,502	11,339
December	14,725	13,291
January	15,816	14,951
February	18,173	16,646
March	19,471	18,741
April	19,897	
May	19,901	
June	19,898	

QUALITY

	Quantity	Base Number	Contract	AT	Region	England
% of FP17s for the same patient ID Re-attending within 3 months - Children	529	4,111	12.9%	12.9%	13.3%	12.3%
% of FP17s for the same patient ID Re-attending within 3 months - Adults	856	6,391	13.4%	17.6%	17.3%	16.7%
% of FP17s for the same patient ID Re-attending between 3 & 9 months - Children	2,409	4,111	58.6%	56.2%	58.9%	57.6%
% of FP17s for the same patient ID Re-attending between 3 & 9 months - Adults	3,451	6,391	54.0%	49.9%	52.2%	50.1%
% of FP17s for Band 1 Urgent Courses	1,083	10,289	10.5%	10.4%	9.2%	9.1%
% of FP17s Relating to Free Repair or Replacements	59	10,289	0.6%	0.9%	1.0%	0.8%
% of FP17s Relating to Continuations	6	10,289	0.1%	1.3%	1.4%	1.2%
% of Patients satisfied with the dentistry they have received	4	4	N/A	92.1%	93.1%	92.8%
% of Patients satisfied with the time they had to wait for an appointment	3	4	N/A	88.1%	89.5%	88.7%

* This is based on patients treated on this contract for their most recent course of treatment. Figures in italics indicate the base number of FP17s or Patient Questionnaire responses are less than 100. N/A is shown where the base number of responses is less than 10 during the period. % is calculated as Quantity/Base number*100

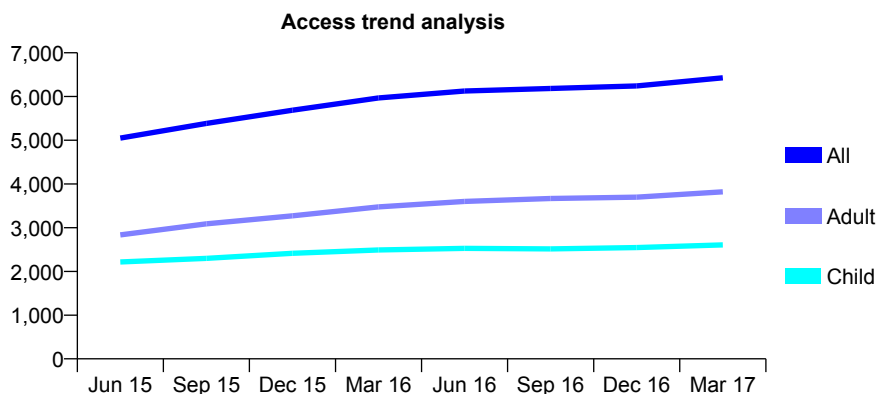
Q46 - Vital Signs At a Glance Contract Report for 131318/0001 - March 2017

Name or company name	Bennison Dental Practice
Contract type name	GDS Contract
Purpose of contract	General
Contract start date	01/10/2014
Contract end date	

16/17 Contracted general activity (UDA)	21,338
Carry forward general activity (UDA)	149
16/17 Contracted orthodontic activity (UOA)	0
Carry forward orthodontic activity (UOA)	0
Baseline contract value	£677,471.65

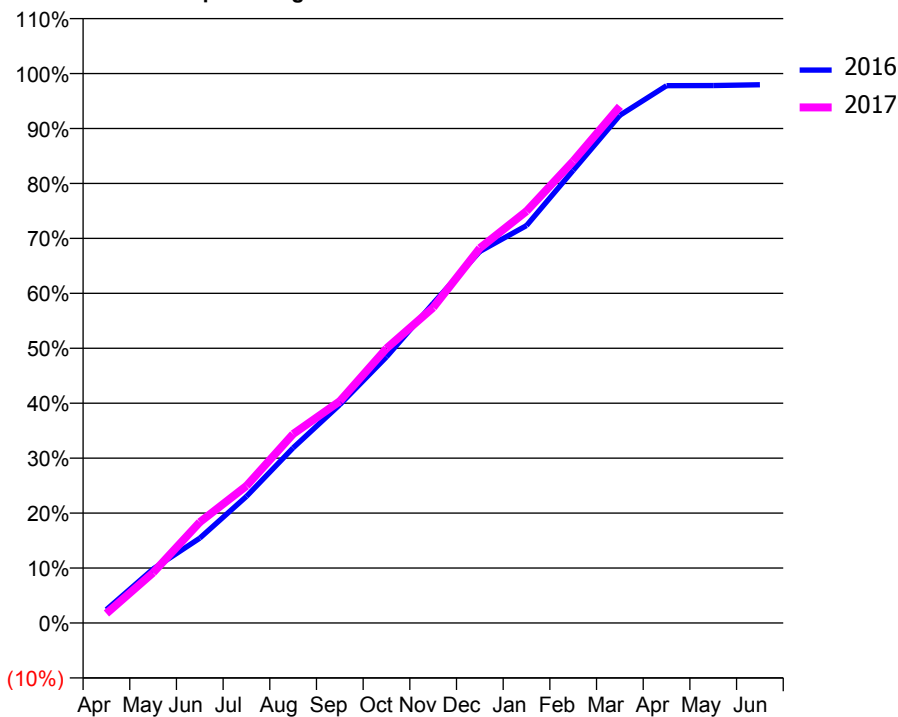
ACCESS*

Patients seen in 24 months	Total	Change since previous quarter
Quarter ending March 2016	5,967	
Quarter ending June 2016	6,127	↑
Quarter ending September 2016	6,183	→
Quarter ending December 2016	6,242	→
Quarter ending March 2017	6,428	↑
Variance since March 2016	7.7%	↑



ACTIVITY

Cumulative percentage of contracted UDA delivered 2016 & 2017



Month	Adjusted Scheduled Activity (UDA)	
	2016	2017
April	535	369
May	2,157	1,956
June	3,389	3,916
July	5,056	5,324
August	6,992	7,339
September	8,715	8,612
October	10,622	10,664
November	12,764	12,248
December	14,837	14,559
January	15,868	15,991
February	18,071	17,936
March	20,270	20,063
April	21,450	
May	21,458	
June	21,489	

QUALITY

	Quantity	Base Number	Contract	AT	Region	England
% of FP17s for the same patient ID Re-attending within 3 months - Children	974	5,307	18.4%	12.9%	13.3%	12.3%
% of FP17s for the same patient ID Re-attending within 3 months - Adults	997	6,071	16.4%	17.6%	17.3%	16.7%
% of FP17s for the same patient ID Re-attending between 3 & 9 months - Children	3,406	5,307	64.2%	56.2%	58.9%	57.6%
% of FP17s for the same patient ID Re-attending between 3 & 9 months - Adults	3,612	6,071	59.5%	49.9%	52.2%	50.1%
% of FP17s for Band 1 Urgent Courses	466	9,708	4.8%	10.4%	9.2%	9.1%
% of FP17s Relating to Free Repair or Replacements	47	9,708	0.5%	0.9%	1.0%	0.8%
% of FP17s Relating to Continuations	46	9,708	0.5%	1.3%	1.4%	1.2%
% of Patients satisfied with the dentistry they have received	7	7	N/A	92.1%	93.1%	92.8%
% of Patients satisfied with the time they had to wait for an appointment	6	7	N/A	88.1%	89.5%	88.7%

* This is based on patients treated on this contract for their most recent course of treatment. Figures in italics indicate the base number of FP17s or Patient Questionnaire responses are less than 100. N/A is shown where the base number of responses is less than 10 during the period. % is calculated as Quantity/Base number*100

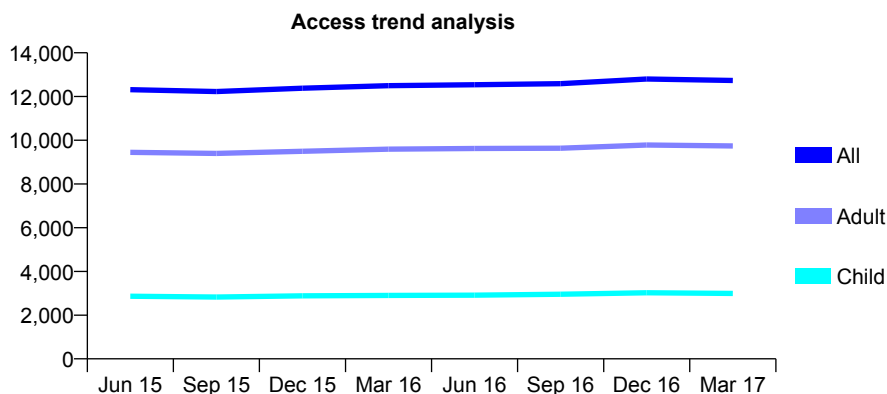
Q46 - Vital Signs At a Glance Contract Report for 131415/0001 - March 2017

Name or company name	Kinshuck Family Dentistry Ltd
Contract type name	GDS Contract
Purpose of contract	General
Contract start date	01/10/2008
Contract end date	

16/17 Contracted general activity (UDA)	37,000
Carry forward general activity (UDA)	-75
16/17 Contracted orthodontic activity (UOA)	0
Carry forward orthodontic activity (UOA)	0
Baseline contract value	£1,080,278.30

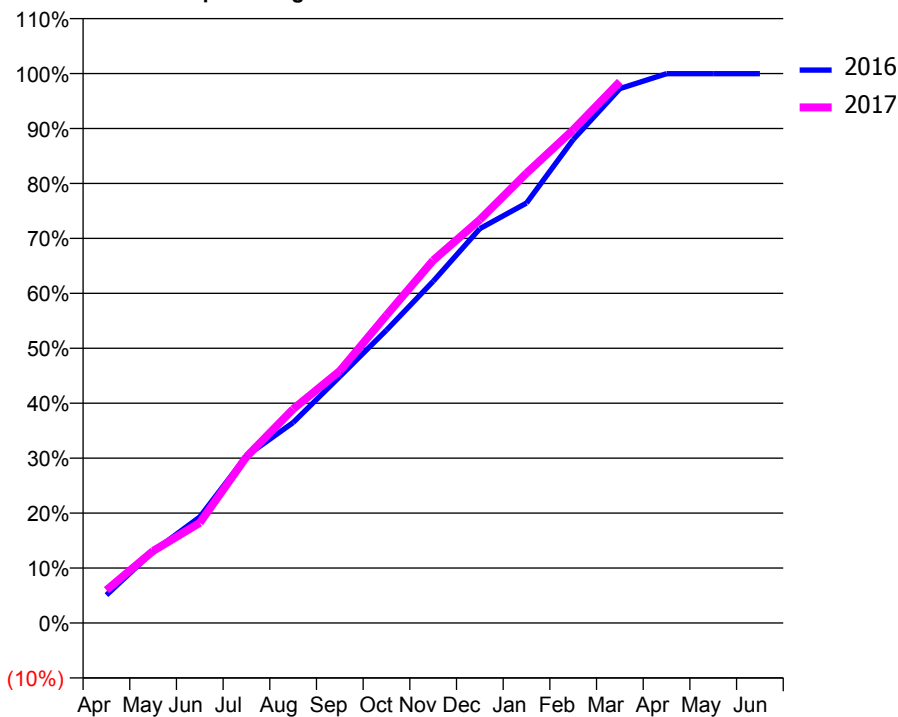
ACCESS*

Patients seen in 24 months	Total	Change since previous quarter
Quarter ending March 2016	12,494	
Quarter ending June 2016	12,539	→
Quarter ending September 2016	12,590	→
Quarter ending December 2016	12,804	→
Quarter ending March 2017	12,736	→
Variance since March 2016	1.9%	→



ACTIVITY

Cumulative percentage of contracted UDA delivered 2016 & 2017



Month	Adjusted Scheduled Activity (UDA)	
	2016	2017
April	1,889	2,214
May	4,846	4,853
June	7,177	6,748
July	11,317	11,195
August	13,571	14,402
September	16,690	16,975
October	19,831	20,725
November	23,135	24,421
December	26,697	27,159
January	28,430	30,292
February	32,726	33,206
March	36,176	36,446
April	37,190	
May	37,190	
June	37,190	

QUALITY

	Quantity	Base Number	Contract	AT	Region	England
% of FP17s for the same patient ID Re-attending within 3 months - Children	588	5,405	10.9%	12.9%	13.3%	12.3%
% of FP17s for the same patient ID Re-attending within 3 months - Adults	2,103	15,121	13.9%	17.6%	17.3%	16.7%
% of FP17s for the same patient ID Re-attending between 3 & 9 months - Children	3,574	5,405	66.1%	56.2%	58.9%	57.6%
% of FP17s for the same patient ID Re-attending between 3 & 9 months - Adults	9,493	15,121	62.8%	49.9%	52.2%	50.1%
% of FP17s for Band 1 Urgent Courses	1,420	19,269	7.4%	10.4%	9.2%	9.1%
% of FP17s Relating to Free Repair or Replacements	207	19,269	1.1%	0.9%	1.0%	0.8%
% of FP17s Relating to Continuations	451	19,269	2.3%	1.3%	1.4%	1.2%
% of Patients satisfied with the dentistry they have received	12	13	92.3%	92.1%	93.1%	92.8%
% of Patients satisfied with the time they had to wait for an appointment	12	13	92.3%	88.1%	89.5%	88.7%

* This is based on patients treated on this contract for their most recent course of treatment. Figures in italics indicate the base number of FP17s or Patient Questionnaire responses are less than 100. N/A is shown where the base number of responses is less than 10 during the period. % is calculated as Quantity/Base number*100

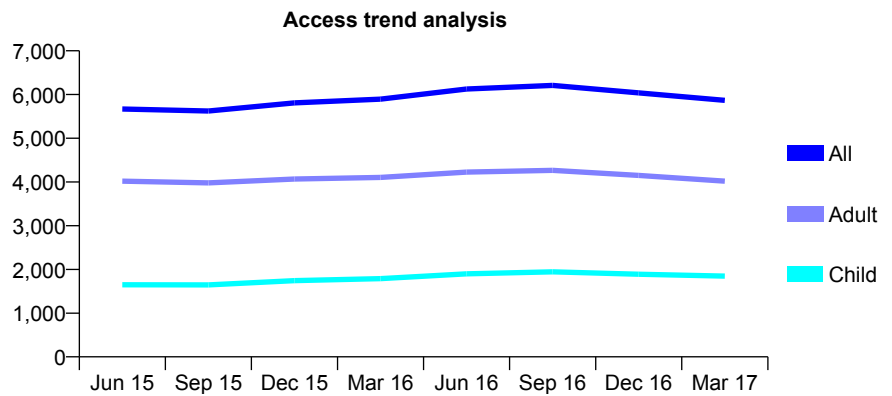
Q46 - Vital Signs At a Glance Contract Report for 132284/0001 - March 2017

Name or company name	Smile Care (Dental) LTD
Contract type name	GDS Contract
Purpose of contract	General
Contract start date	01/04/2011
Contract end date	

16/17 Contracted general activity (UDA)	20,234
Carry forward general activity (UDA)	-52
16/17 Contracted orthodontic activity (UOA)	0
Carry forward orthodontic activity (UOA)	0
Baseline contract value	£524,484.27

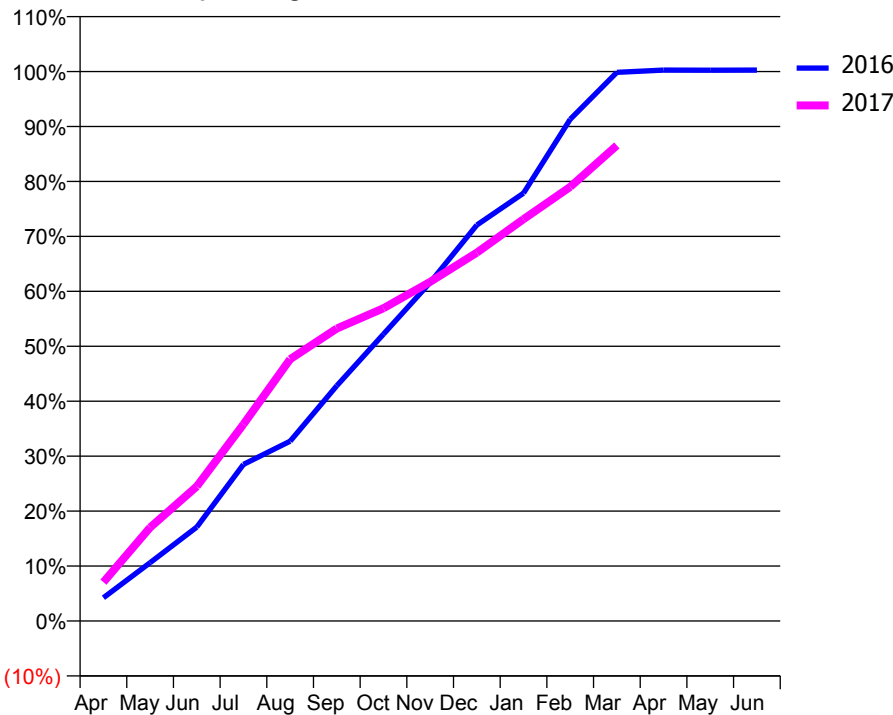
ACCESS*

Patients seen in 24 months	Total	Change since previous quarter
Quarter ending March 2016	5,893	
Quarter ending June 2016	6,126	↑
Quarter ending September 2016	6,210	→
Quarter ending December 2016	6,038	↓
Quarter ending March 2017	5,866	↓
Variance since March 2016	(0.5%)	→



ACTIVITY

Cumulative percentage of contracted UDA delivered 2016 & 2017



Month	Adjusted Scheduled Activity (UDA)	
	2016	2017
April	859	1,433
May	2,146	3,444
June	3,461	4,957
July	5,767	7,247
August	6,620	9,641
September	8,666	10,772
October	10,566	11,517
November	12,466	12,487
December	14,583	13,567
January	15,753	14,795
February	18,473	15,983
March	20,205	17,514
April	20,284	
May	20,283	
June	20,286	

QUALITY

	Quantity	Base Number	Contract	AT	Region	England
% of FP17s for the same patient ID Re-attending within 3 months - Children	211	1,844	11.4%	12.9%	13.3%	12.3%
% of FP17s for the same patient ID Re-attending within 3 months - Adults	810	4,163	19.5%	17.6%	17.3%	16.7%
% of FP17s for the same patient ID Re-attending between 3 & 9 months - Children	644	1,844	34.9%	56.2%	58.9%	57.6%
% of FP17s for the same patient ID Re-attending between 3 & 9 months - Adults	1,505	4,163	36.2%	49.9%	52.2%	50.1%
% of FP17s for Band 1 Urgent Courses	1,003	5,956	16.8%	10.4%	9.2%	9.1%
% of FP17s Relating to Free Repair or Replacements	55	5,956	0.9%	0.9%	1.0%	0.8%
% of FP17s Relating to Continuations	44	5,956	0.7%	1.3%	1.4%	1.2%
% of Patients satisfied with the dentistry they have received	2	4	N/A	92.1%	93.1%	92.8%
% of Patients satisfied with the time they had to wait for an appointment	1	4	N/A	88.1%	89.5%	88.7%

* This is based on patients treated on this contract for their most recent course of treatment. Figures in italics indicate the base number of FP17s or Patient Questionnaire responses are less than 100. N/A is shown where the base number of responses is less than 10 during the period. % is calculated as Quantity/Base number*100

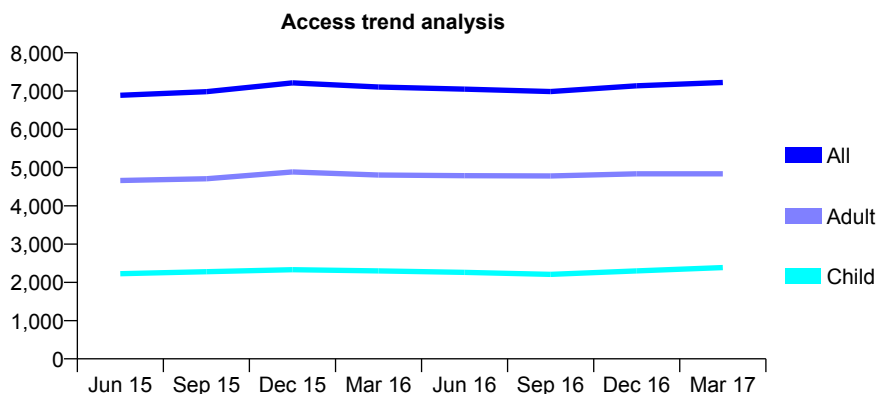
Q46 - Vital Signs At a Glance Contract Report for 133353/0001 - March 2017

Name or company name	Droylsden Road Dental Practice
Contract type name	GDS Contract
Purpose of contract	General
Contract start date	01/02/2012
Contract end date	

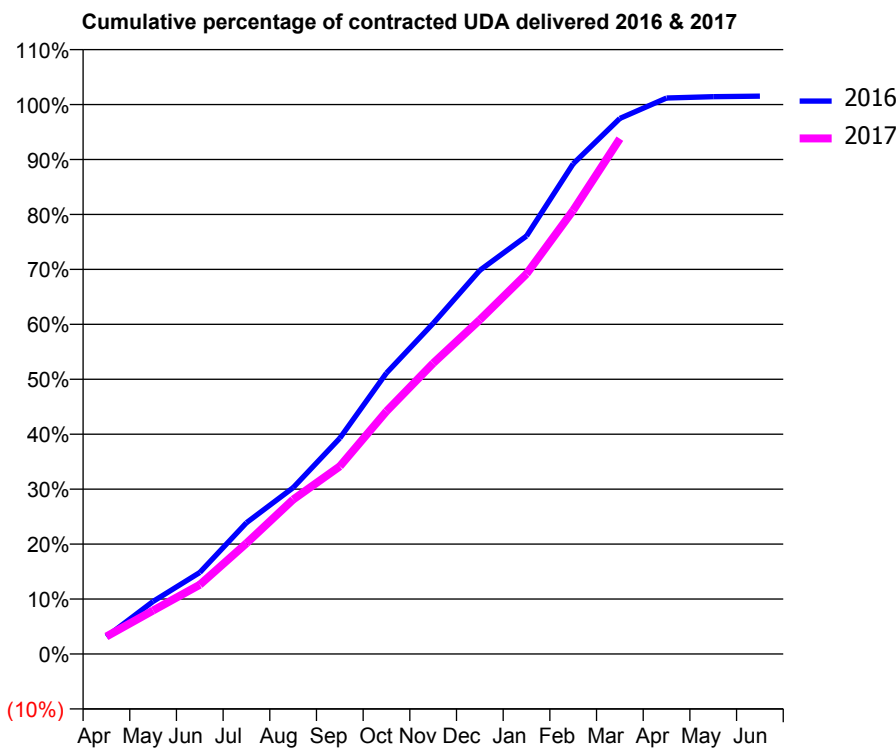
16/17 Contracted general activity (UDA)	21,267
Carry forward general activity (UDA)	-326
16/17 Contracted orthodontic activity (UOA)	0
Carry forward orthodontic activity (UOA)	0
Baseline contract value	£686,154.19

ACCESS*

Patients seen in 24 months	Total	Change since previous quarter
Quarter ending March 2016	7,106	
Quarter ending June 2016	7,049	→
Quarter ending September 2016	6,989	→
Quarter ending December 2016	7,138	↑
Quarter ending March 2017	7,223	→
Variance since March 2016	1.6%	→



ACTIVITY



Month	Adjusted Scheduled Activity (UDA)	
	2016	2017
April	677	680
May	2,063	1,687
June	3,195	2,682
July	5,148	4,285
August	6,521	5,978
September	8,462	7,262
October	11,019	9,396
November	12,963	11,252
December	15,046	12,935
January	16,389	14,712
February	19,226	17,173
March	21,003	19,946
April	21,804	
May	21,854	
June	21,873	

QUALITY

	Quantity	Base Number	Contract	AT	Region	England
% of FP17s for the same patient ID Re-attending within 3 months - Children	189	2,881	6.6%	12.9%	13.3%	12.3%
% of FP17s for the same patient ID Re-attending within 3 months - Adults	619	5,626	11.0%	17.6%	17.3%	16.7%
% of FP17s for the same patient ID Re-attending between 3 & 9 months - Children	1,331	2,881	46.2%	56.2%	58.9%	57.6%
% of FP17s for the same patient ID Re-attending between 3 & 9 months - Adults	2,604	5,626	46.3%	49.9%	52.2%	50.1%
% of FP17s for Band 1 Urgent Courses	446	7,295	6.1%	10.4%	9.2%	9.1%
% of FP17s Relating to Free Repair or Replacements	53	7,295	0.7%	0.9%	1.0%	0.8%
% of FP17s Relating to Continuations	12	7,295	0.2%	1.3%	1.4%	1.2%
% of Patients satisfied with the dentistry they have received	6	6	N/A	92.1%	93.1%	92.8%
% of Patients satisfied with the time they had to wait for an appointment	5	6	N/A	88.1%	89.5%	88.7%

* This is based on patients treated on this contract for their most recent course of treatment. Figures in italics indicate the base number of FP17s or Patient Questionnaire responses are less than 100. N/A is shown where the base number of responses is less than 10 during the period. % is calculated as Quantity/Base number*100

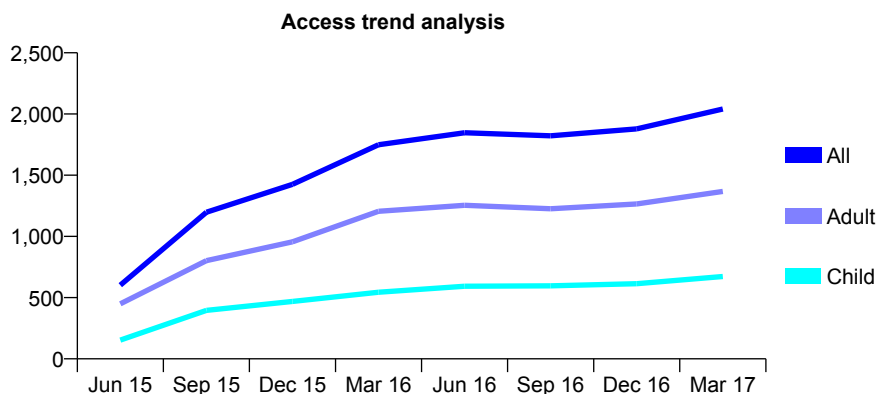
Q46 - Vital Signs At a Glance Contract Report for 133485/0001 - March 2017

Name or company name	Ethos Dental Care
Contract type name	GDS Contract
Purpose of contract	General
Contract start date	09/03/2015
Contract end date	

16/17 Contracted general activity (UDA)	5,553
Carry forward general activity (UDA)	167
16/17 Contracted orthodontic activity (UOA)	0
Carry forward orthodontic activity (UOA)	0
Baseline contract value	£117,865.82

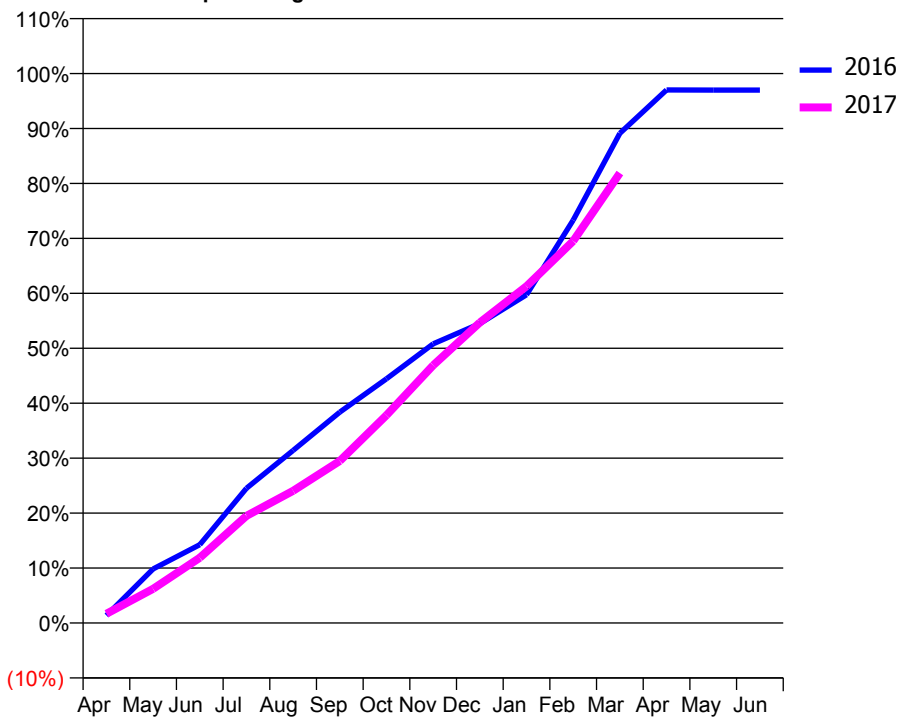
ACCESS*

Patients seen in 24 months	Total	Change since previous quarter
Quarter ending March 2016	1,749	
Quarter ending June 2016	1,847	↑
Quarter ending September 2016	1,822	↓
Quarter ending December 2016	1,879	↑
Quarter ending March 2017	2,041	↑
Variance since March 2016	16.7%	↑



ACTIVITY

Cumulative percentage of contracted UDA delivered 2016 & 2017



Month	Adjusted Scheduled Activity (UDA)	
	2016	2017
April	77	93
May	546	346
June	792	660
July	1,362	1,082
August	1,744	1,336
September	2,132	1,638
October	2,468	2,100
November	2,821	2,605
December	3,026	3,037
January	3,317	3,404
February	4,071	3,860
March	4,949	4,547
April	5,387	
May	5,386	
June	5,386	

QUALITY

	Quantity	Base Number	Contract	AT	Region	England
% of FP17s for the same patient ID Re-attending within 3 months - Children	67	1,007	6.7%	12.9%	13.3%	12.3%
% of FP17s for the same patient ID Re-attending within 3 months - Adults	299	1,968	15.2%	17.6%	17.3%	16.7%
% of FP17s for the same patient ID Re-attending between 3 & 9 months - Children	547	1,007	54.3%	56.2%	58.9%	57.6%
% of FP17s for the same patient ID Re-attending between 3 & 9 months - Adults	907	1,968	46.1%	49.9%	52.2%	50.1%
% of FP17s for Band 1 Urgent Courses	271	2,814	9.6%	10.4%	9.2%	9.1%
% of FP17s Relating to Free Repair or Replacements	27	2,814	1.0%	0.9%	1.0%	0.8%
% of FP17s Relating to Continuations	20	2,814	0.7%	1.3%	1.4%	1.2%
% of Patients satisfied with the dentistry they have received	2	2	N/A	92.1%	93.1%	92.8%
% of Patients satisfied with the time they had to wait for an appointment	2	2	N/A	88.1%	89.5%	88.7%

* This is based on patients treated on this contract for their most recent course of treatment. Figures in italics indicate the base number of FP17s or Patient Questionnaire responses are less than 100. N/A is shown where the base number of responses is less than 10 during the period. % is calculated as Quantity/Base number*100

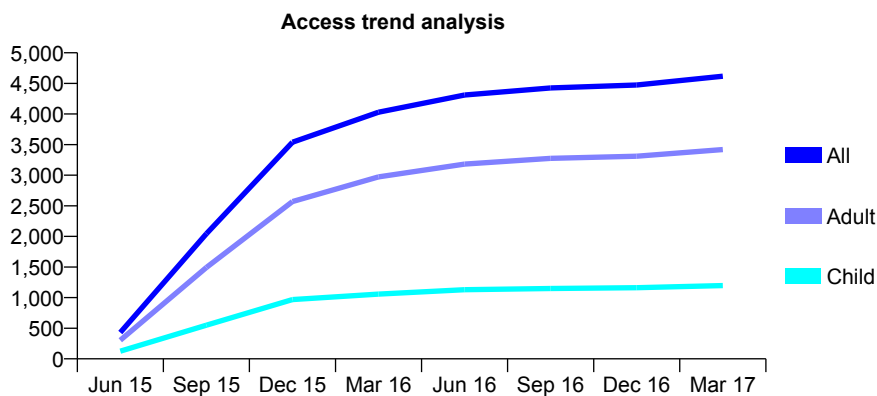
Q46 - Vital Signs At a Glance Contract Report for 134899/0001 - March 2017

Name or company name	High Lane Partnership
Contract type name	GDS Contract
Purpose of contract	General and Orthodontic
Contract start date	01/06/2015
Contract end date	

16/17 Contracted general activity (UDA)	14,969
Carry forward general activity (UDA)	-299
16/17 Contracted orthodontic activity (UOA)	309
Carry forward orthodontic activity (UOA)	0
Baseline contract value	£432,982.12

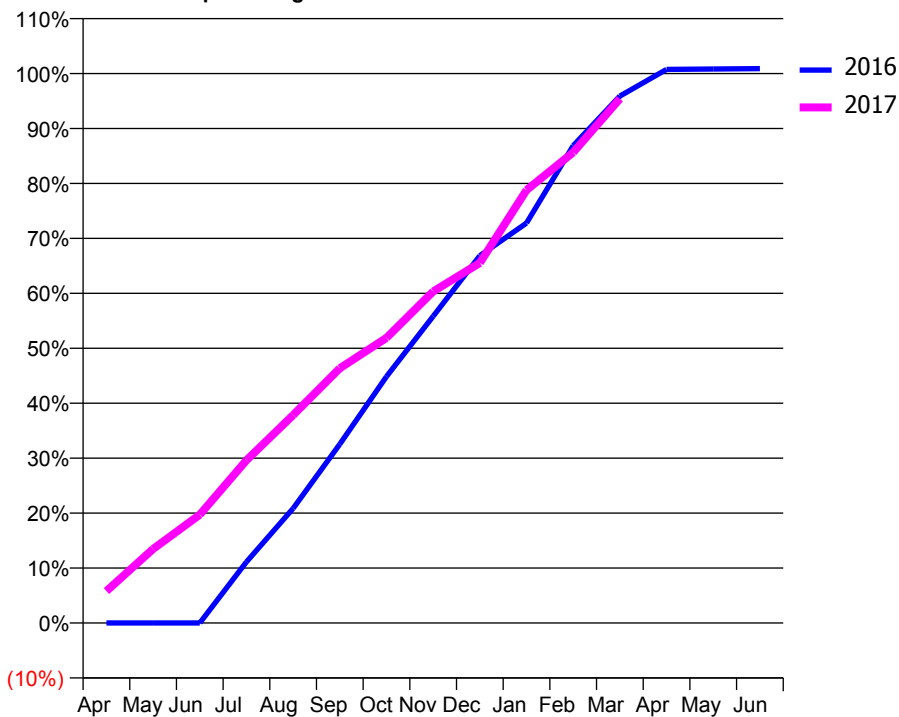
ACCESS*

Patients seen in 24 months	Total	Change since previous quarter
Quarter ending March 2016	4,030	
Quarter ending June 2016	4,311	↑
Quarter ending September 2016	4,426	↑
Quarter ending December 2016	4,473	→
Quarter ending March 2017	4,617	↑
Variance since March 2016	14.6%	↑



ACTIVITY

Cumulative percentage of contracted UDA delivered 2016 & 2017



Adjusted Scheduled Activity (UDA)

Month	2016	2017
April	0	871
May	0	2,019
June	0	2,950
July	1,419	4,432
August	2,658	5,665
September	4,150	6,942
October	5,717	7,768
November	7,117	9,033
December	8,521	9,810
January	9,278	11,791
February	11,072	12,820
March	12,222	14,283
April	12,843	
May	12,850	
June	12,859	

QUALITY

	Quantity	Base Number	Contract	AT	Region	England
% of FP17s for the same patient ID Re-attending within 3 months - Children	247	2,133	11.6%	12.9%	13.3%	12.3%
% of FP17s for the same patient ID Re-attending within 3 months - Adults	904	5,677	15.9%	17.6%	17.3%	16.7%
% of FP17s for the same patient ID Re-attending between 3 & 9 months - Children	1,385	2,133	64.9%	56.2%	58.9%	57.6%
% of FP17s for the same patient ID Re-attending between 3 & 9 months - Adults	3,760	5,677	66.2%	49.9%	52.2%	50.1%
% of FP17s for Band 1 Urgent Courses	448	7,422	6.0%	10.4%	9.2%	9.1%
% of FP17s Relating to Free Repair or Replacements	116	7,422	1.6%	0.9%	1.0%	0.8%
% of FP17s Relating to Continuations	49	7,422	0.7%	1.3%	1.4%	1.2%
% of Patients satisfied with the dentistry they have received	4	4	N/A	92.1%	93.1%	92.8%
% of Patients satisfied with the time they had to wait for an appointment	4	4	N/A	88.1%	89.5%	88.7%

* This is based on patients treated on this contract for their most recent course of treatment. Figures in italics indicate the base number of FP17s or Patient Questionnaire responses are less than 100. N/A is shown where the base number of responses is less than 10 during the period. % is calculated as Quantity/Base number*100

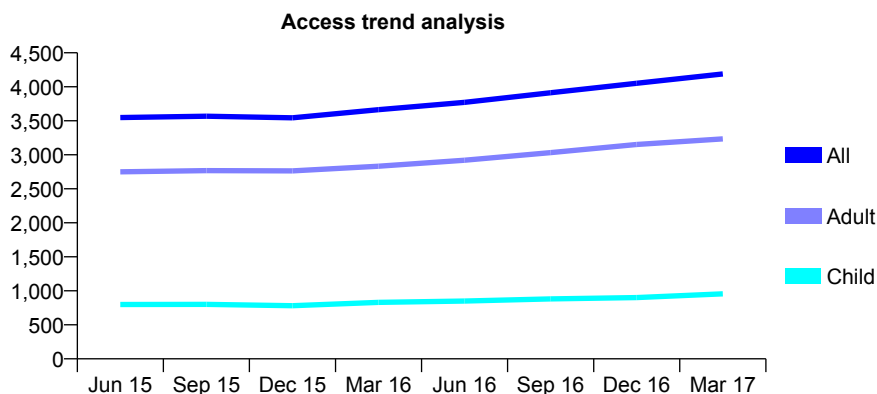
Q46 - Vital Signs At a Glance Contract Report for 136255/0001 - March 2017

Name or company name	Haughton Green Dental Practice
Contract type name	Pilot Contract
Purpose of contract	General
Contract start date	01/02/2013
Contract end date	

16/17 Contracted general activity (UDA)	13,158
Carry forward general activity (UDA)	-186
16/17 Contracted orthodontic activity (UOA)	0
Carry forward orthodontic activity (UOA)	0
Baseline contract value	£366,082.80

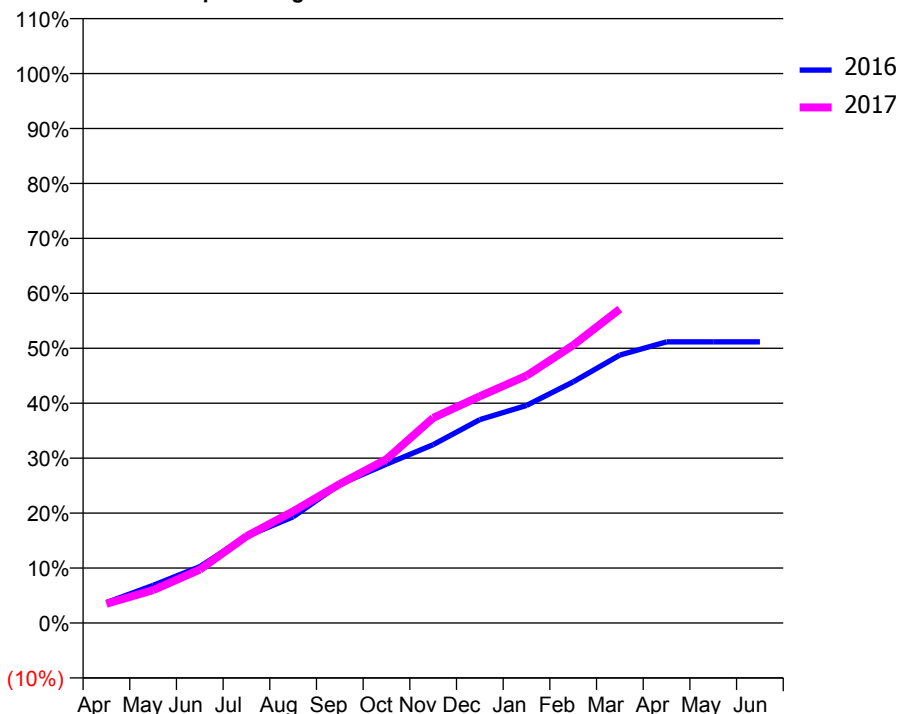
ACCESS*

Patients seen in 24 months	Total	Change since previous quarter
Quarter ending March 2016	3,663	
Quarter ending June 2016	3,771	↑
Quarter ending September 2016	3,913	↑
Quarter ending December 2016	4,052	↑
Quarter ending March 2017	4,189	↑
Variance since March 2016	14.4%	↑



ACTIVITY

Cumulative percentage of contracted UDA delivered 2016 & 2017



Month	Adjusted Scheduled Activity (UDA)	
	2016	2017
April	490	461
May	903	786
June	1,348	1,279
July	2,074	2,076
August	2,543	2,676
September	3,321	3,329
October	3,805	3,924
November	4,270	4,911
December	4,872	5,431
January	5,208	5,921
February	5,776	6,651
March	6,416	7,518
April	6,732	
May	6,734	
June	6,734	

QUALITY

	Quantity	Base Number	Contract	AT	Region	England
% of FP17s for the same patient ID Re-attending within 3 months - Children	65	1,005	6.5%	12.9%	13.3%	12.3%
% of FP17s for the same patient ID Re-attending within 3 months - Adults	365	3,080	11.9%	17.6%	17.3%	16.7%
% of FP17s for the same patient ID Re-attending between 3 & 9 months - Children	329	1,005	32.7%	56.2%	58.9%	57.6%
% of FP17s for the same patient ID Re-attending between 3 & 9 months - Adults	666	3,080	21.6%	49.9%	52.2%	50.1%
% of FP17s for Band 1 Urgent Courses	592	3,922	15.1%	10.4%	9.2%	9.1%
% of FP17s Relating to Free Repair or Replacements	5	3,922	0.1%	0.9%	1.0%	0.8%
% of FP17s Relating to Continuations	13	3,922	0.3%	1.3%	1.4%	1.2%
% of Patients satisfied with the dentistry they have received	2	3	N/A	92.1%	93.1%	92.8%
% of Patients satisfied with the time they had to wait for an appointment	2	3	N/A	88.1%	89.5%	88.7%

* This is based on patients treated on this contract for their most recent course of treatment. Figures in italics indicate the base number of FP17s or Patient Questionnaire responses are less than 100. N/A is shown where the base number of responses is less than 10 during the period. % is calculated as Quantity/Base number*100

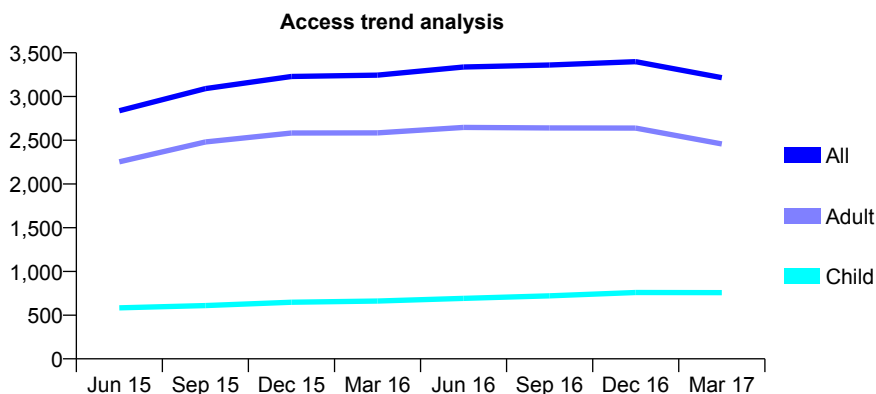
Q46 - Vital Signs At a Glance Contract Report for 136379/0001 - March 2017

Name or company name	Adrian Jennings Ltd T/A Chorlton Smile Ce
Contract type name	GDS Contract
Purpose of contract	General
Contract start date	01/01/2014
Contract end date	

16/17 Contracted general activity (UDA)	5,680
Carry forward general activity (UDA)	-114
16/17 Contracted orthodontic activity (UOA)	0
Carry forward orthodontic activity (UOA)	0
Baseline contract value	£180,677.25

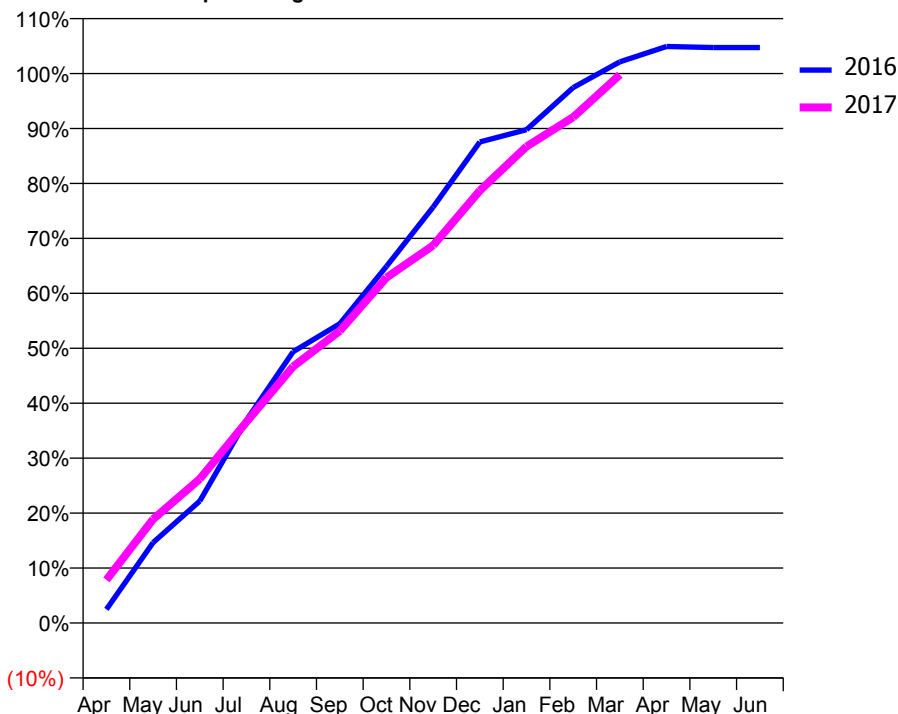
ACCESS*

Patients seen in 24 months	Total	Change since previous quarter
Quarter ending March 2016	3,245	
Quarter ending June 2016	3,337	↑
Quarter ending September 2016	3,360	→
Quarter ending December 2016	3,398	→
Quarter ending March 2017	3,215	↓
Variance since March 2016	(0.9%)	→



ACTIVITY

Cumulative percentage of contracted UDA delivered 2016 & 2017



Adjusted Scheduled Activity (UDA)

Month	2016	2017
April	148	446
May	872	1,073
June	1,322	1,489
July	2,200	2,078
August	2,942	2,651
September	3,246	3,019
October	3,868	3,570
November	4,512	3,903
December	5,218	4,469
January	5,351	4,926
February	5,807	5,228
March	6,087	5,667
April	6,253	
May	6,241	
June	6,241	

QUALITY

	Quantity	Base Number	Contract	AT	Region	England
% of FP17s for the same patient ID Re-attending within 3 months - Children	52	782	6.6%	12.9%	13.3%	12.3%
% of FP17s for the same patient ID Re-attending within 3 months - Adults	159	2,246	7.1%	17.6%	17.3%	16.7%
% of FP17s for the same patient ID Re-attending between 3 & 9 months - Children	252	782	32.2%	56.2%	58.9%	57.6%
% of FP17s for the same patient ID Re-attending between 3 & 9 months - Adults	751	2,246	33.4%	49.9%	52.2%	50.1%
% of FP17s for Band 1 Urgent Courses	258	2,948	8.8%	10.4%	9.2%	9.1%
% of FP17s Relating to Free Repair or Replacements	11	2,948	0.4%	0.9%	1.0%	0.8%
% of FP17s Relating to Continuations	6	2,948	0.2%	1.3%	1.4%	1.2%
% of Patients satisfied with the dentistry they have received	0	0	N/A	92.1%	93.1%	92.8%
% of Patients satisfied with the time they had to wait for an appointment	0	0	N/A	88.1%	89.5%	88.7%

* This is based on patients treated on this contract for their most recent course of treatment. Figures in italics indicate the base number of FP17s or Patient Questionnaire responses are less than 100. N/A is shown where the base number of responses is less than 10 during the period. % is calculated as Quantity/Base number*100

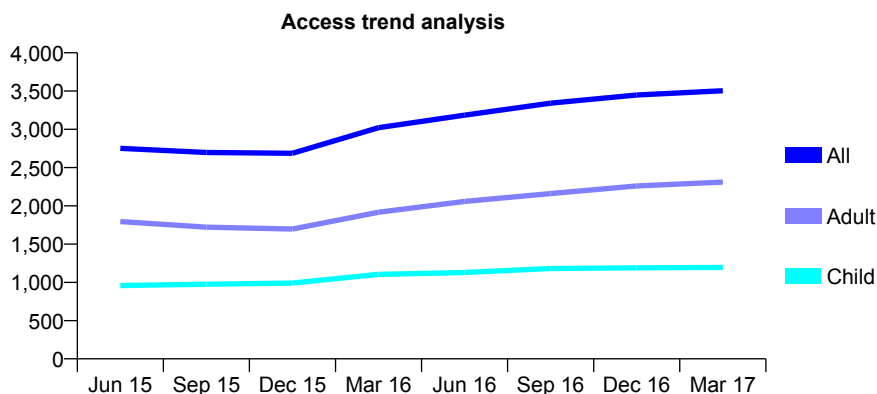
Q46 - Vital Signs At a Glance Contract Report for 137286/0001 - March 2017

Name or company name	Partners in Progress (UK) Ltd
Contract type name	GDS Contract
Purpose of contract	General
Contract start date	23/04/2009
Contract end date	

16/17 Contracted general activity (UDA)	9,600
Carry forward general activity (UDA)	246
16/17 Contracted orthodontic activity (UOA)	0
Carry forward orthodontic activity (UOA)	0
Baseline contract value	£268,122.57

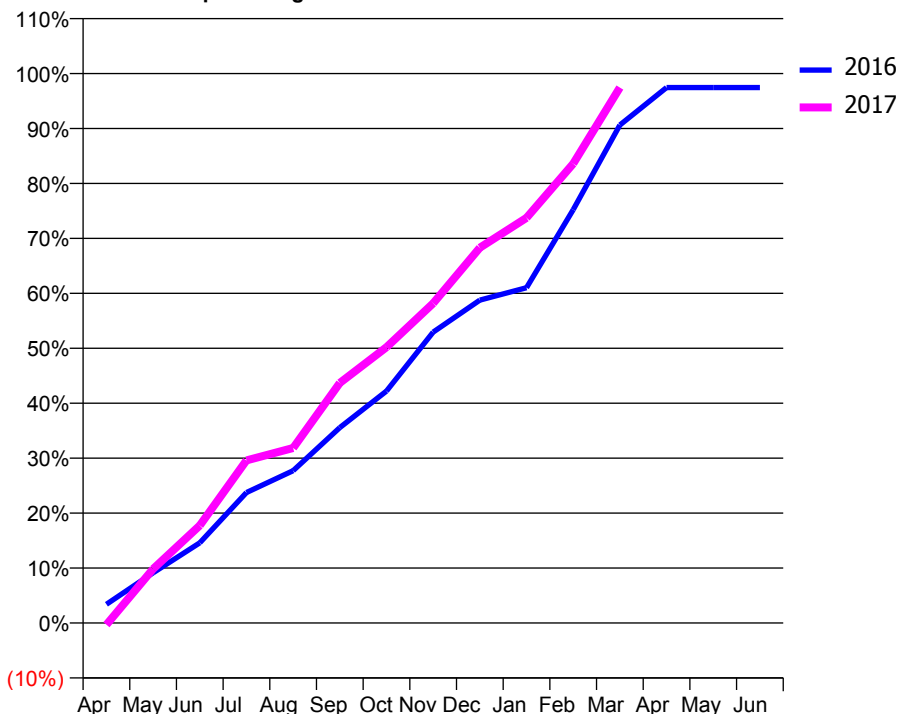
ACCESS*

Patients seen in 24 months	Total	Change since previous quarter
Quarter ending March 2016	3,021	
Quarter ending June 2016	3,186	↑
Quarter ending September 2016	3,342	↑
Quarter ending December 2016	3,449	↑
Quarter ending March 2017	3,505	→
Variance since March 2016	16.0%	↑



ACTIVITY

Cumulative percentage of contracted UDA delivered 2016 & 2017



Month	Adjusted Scheduled Activity (UDA)	
	2016	2017
April	327	-31
May	876	944
June	1,402	1,704
July	2,279	2,840
August	2,662	3,058
September	3,415	4,194
October	4,053	4,818
November	5,083	5,585
December	5,642	6,558
January	5,857	7,078
February	7,221	8,023
March	8,699	9,355
April	9,354	
May	9,354	
June	9,354	

QUALITY

	Quantity	Base Number	Contract	AT	Region	England
% of FP17s for the same patient ID Re-attending within 3 months - Children	137	1,576	8.7%	12.9%	13.3%	12.3%
% of FP17s for the same patient ID Re-attending within 3 months - Adults	578	3,163	18.3%	17.6%	17.3%	16.7%
% of FP17s for the same patient ID Re-attending between 3 & 9 months - Children	789	1,576	50.1%	56.2%	58.9%	57.6%
% of FP17s for the same patient ID Re-attending between 3 & 9 months - Adults	1,269	3,163	40.1%	49.9%	52.2%	50.1%
% of FP17s for Band 1 Urgent Courses	677	4,478	15.1%	10.4%	9.2%	9.1%
% of FP17s Relating to Free Repair or Replacements	17	4,478	0.4%	0.9%	1.0%	0.8%
% of FP17s Relating to Continuations	44	4,478	1.0%	1.3%	1.4%	1.2%
% of Patients satisfied with the dentistry they have received	1	1	N/A	92.1%	93.1%	92.8%
% of Patients satisfied with the time they had to wait for an appointment	1	1	N/A	88.1%	89.5%	88.7%

* This is based on patients treated on this contract for their most recent course of treatment. Figures in italics indicate the base number of FP17s or Patient Questionnaire responses are less than 100. N/A is shown where the base number of responses is less than 10 during the period. % is calculated as Quantity/Base number*100

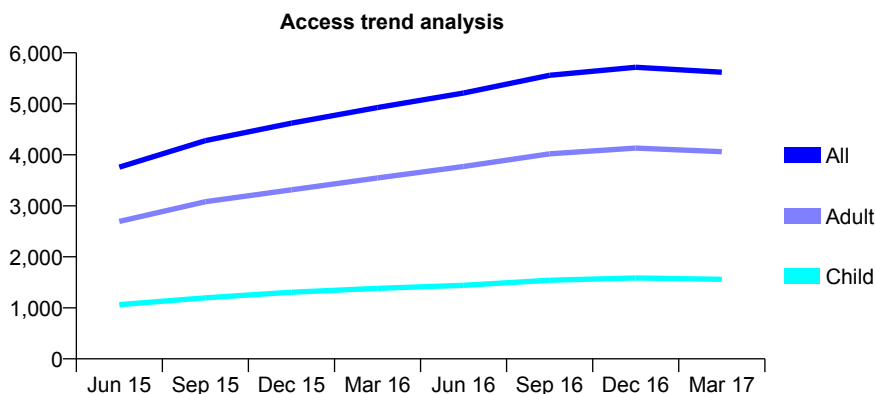
Q46 - Vital Signs At a Glance Contract Report for 137731/0003 - March 2017

Name or company name	Smile Transformation & Cosmetic Services
Contract type name	GDS Contract
Purpose of contract	General
Contract start date	01/08/2014
Contract end date	

16/17 Contracted general activity (UDA)	17,603
Carry forward general activity (UDA)	96
16/17 Contracted orthodontic activity (UOA)	0
Carry forward orthodontic activity (UOA)	0
Baseline contract value	£455,026.93

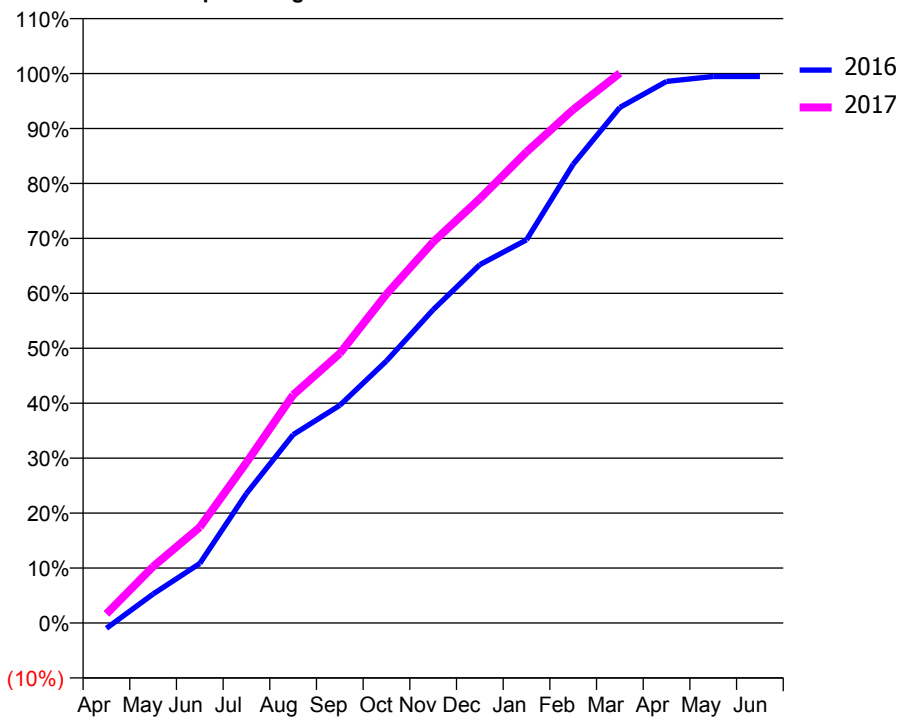
ACCESS*

Patients seen in 24 months	Total	Change since previous quarter
Quarter ending March 2016	4,928	
Quarter ending June 2016	5,212	↑
Quarter ending September 2016	5,559	↑
Quarter ending December 2016	5,717	↑
Quarter ending March 2017	5,620	↓
Variance since March 2016	14.0%	↑



ACTIVITY

Cumulative percentage of contracted UDA delivered 2016 & 2017



Month	Adjusted Scheduled Activity (UDA)	
	2016	2017
April	-175	294
May	928	1,811
June	1,907	3,067
July	4,150	5,142
August	6,033	7,308
September	6,972	8,637
October	8,395	10,538
November	10,034	12,204
December	11,481	13,596
January	12,274	15,089
February	14,695	16,450
March	16,516	17,615
April	17,350	
May	17,507	
June	17,507	

QUALITY

	Quantity	Base Number	Contract	AT	Region	England
% of FP17s for the same patient ID Re-attending within 3 months - Children	173	2,225	7.8%	12.9%	13.3%	12.3%
% of FP17s for the same patient ID Re-attending within 3 months - Adults	1,028	5,909	17.4%	17.6%	17.3%	16.7%
% of FP17s for the same patient ID Re-attending between 3 & 9 months - Children	1,194	2,225	53.7%	56.2%	58.9%	57.6%
% of FP17s for the same patient ID Re-attending between 3 & 9 months - Adults	3,002	5,909	50.8%	49.9%	52.2%	50.1%
% of FP17s for Band 1 Urgent Courses	858	7,740	11.1%	10.4%	9.2%	9.1%
% of FP17s Relating to Free Repair or Replacements	66	7,740	0.9%	0.9%	1.0%	0.8%
% of FP17s Relating to Continuations	38	7,740	0.5%	1.3%	1.4%	1.2%
% of Patients satisfied with the dentistry they have received	10	11	90.9%	92.1%	93.1%	92.8%
% of Patients satisfied with the time they had to wait for an appointment	9	11	81.8%	88.1%	89.5%	88.7%

* This is based on patients treated on this contract for their most recent course of treatment. Figures in italics indicate the base number of FP17s or Patient Questionnaire responses are less than 100. N/A is shown where the base number of responses is less than 10 during the period. % is calculated as Quantity/Base number*100

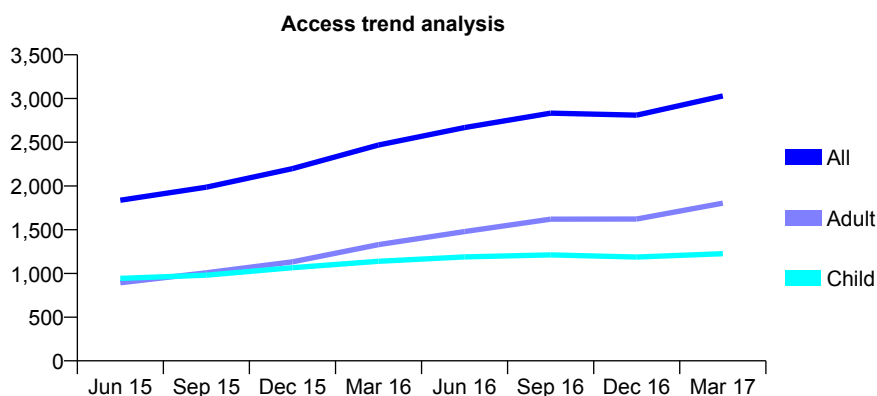
Q46 - Vital Signs At a Glance Contract Report for 137731/0004 - March 2017

Name or company name	Smile Transformation & Cosmetic Services
Contract type name	GDS Contract
Purpose of contract	General
Contract start date	01/08/2014
Contract end date	

16/17 Contracted general activity (UDA)	8,659
Carry forward general activity (UDA)	100
16/17 Contracted orthodontic activity (UOA)	0
Carry forward orthodontic activity (UOA)	0
Baseline contract value	£229,908.54

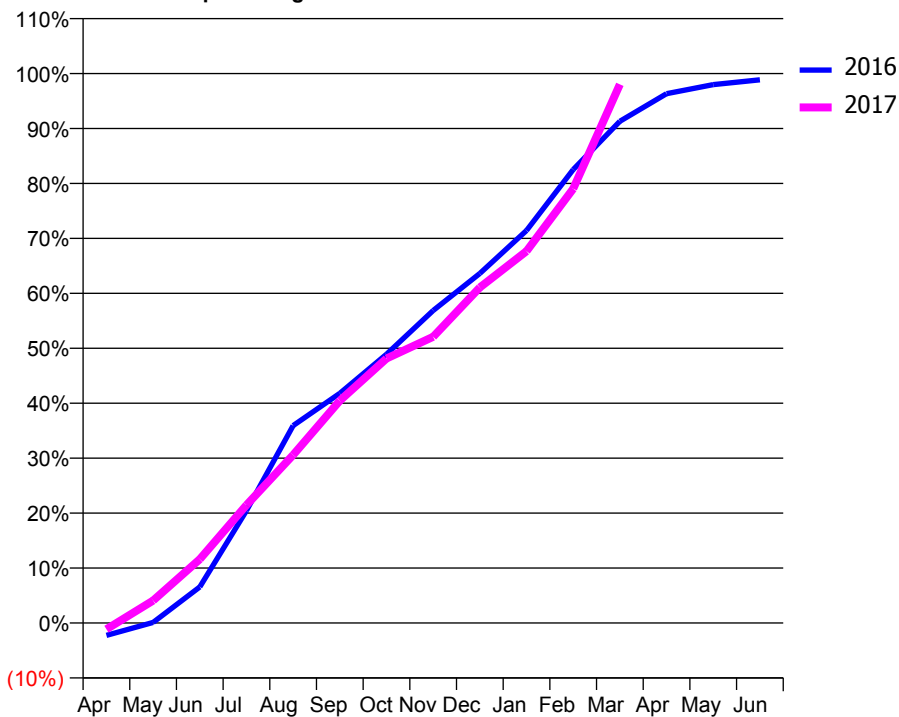
ACCESS*

Patients seen in 24 months	Total	Change since previous quarter
Quarter ending March 2016	2,468	
Quarter ending June 2016	2,668	↑
Quarter ending September 2016	2,833	↑
Quarter ending December 2016	2,810	→
Quarter ending March 2017	3,029	↑
Variance since March 2016	22.7%	↑



ACTIVITY

Cumulative percentage of contracted UDA delivered 2016 & 2017



Month	Adjusted Scheduled Activity (UDA)	
	2016	2017
April	-196	-100
May	9	353
June	568	1,005
July	1,769	1,859
August	3,111	2,649
September	3,619	3,504
October	4,235	4,168
November	4,923	4,510
December	5,509	5,287
January	6,184	5,860
February	7,145	6,842
March	7,906	8,488
April	8,340	
May	8,483	
June	8,559	

QUALITY

	Quantity	Base Number	Contract	AT	Region	England
% of FP17s for the same patient ID Re-attending within 3 months - Children	138	1,566	8.8%	12.9%	13.3%	12.3%
% of FP17s for the same patient ID Re-attending within 3 months - Adults	413	2,341	17.6%	17.6%	17.3%	16.7%
% of FP17s for the same patient ID Re-attending between 3 & 9 months - Children	823	1,566	52.6%	56.2%	58.9%	57.6%
% of FP17s for the same patient ID Re-attending between 3 & 9 months - Adults	926	2,341	39.6%	49.9%	52.2%	50.1%
% of FP17s for Band 1 Urgent Courses	382	3,720	10.3%	10.4%	9.2%	9.1%
% of FP17s Relating to Free Repair or Replacements	19	3,720	0.5%	0.9%	1.0%	0.8%
% of FP17s Relating to Continuations	36	3,720	1.0%	1.3%	1.4%	1.2%
% of Patients satisfied with the dentistry they have received	4	4	N/A	92.1%	93.1%	92.8%
% of Patients satisfied with the time they had to wait for an appointment	4	4	N/A	88.1%	89.5%	88.7%

* This is based on patients treated on this contract for their most recent course of treatment. Figures in italics indicate the base number of FP17s or Patient Questionnaire responses are less than 100. N/A is shown where the base number of responses is less than 10 during the period. % is calculated as Quantity/Base number*100

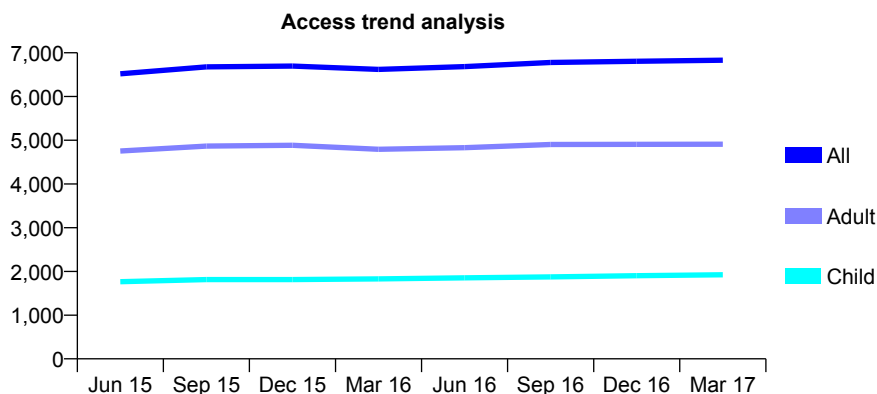
Q46 - Vital Signs At a Glance Contract Report for 138096/0001 - March 2017

Name or company name	Circle Dental Care Ltd
Contract type name	GDS Contract
Purpose of contract	General
Contract start date	01/08/2009
Contract end date	

16/17 Contracted general activity (UDA)	20,000
Carry forward general activity (UDA)	-205
16/17 Contracted orthodontic activity (UOA)	0
Carry forward orthodontic activity (UOA)	0
Baseline contract value	£483,630.46

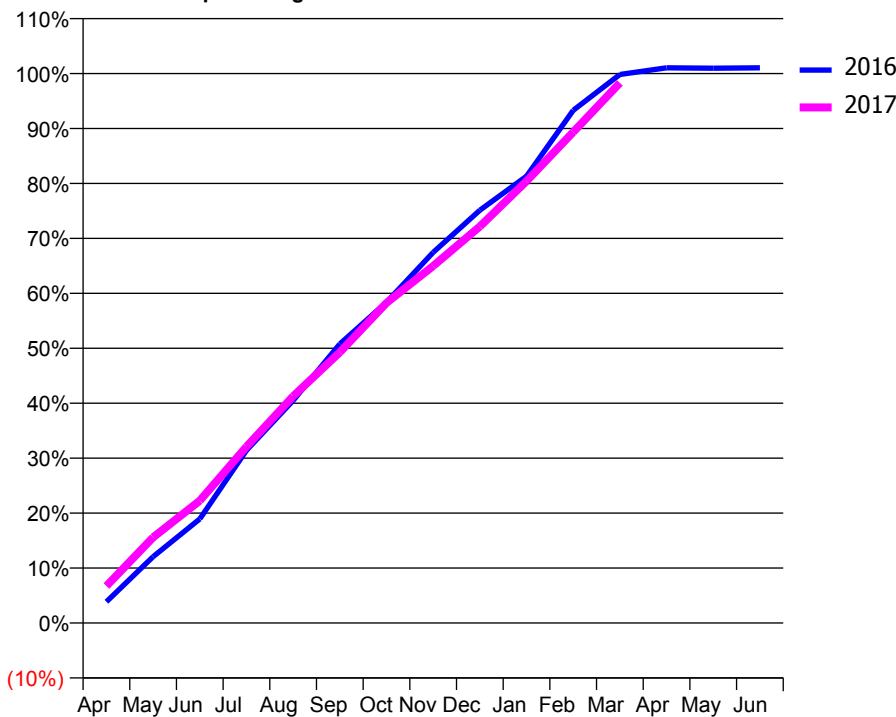
ACCESS*

Patients seen in 24 months	Total	Change since previous quarter
Quarter ending March 2016	6,621	
Quarter ending June 2016	6,683	→
Quarter ending September 2016	6,779	→
Quarter ending December 2016	6,806	→
Quarter ending March 2017	6,832	→
Variance since March 2016	3.2%	↑



ACTIVITY

Cumulative percentage of contracted UDA delivered 2016 & 2017



Month	Adjusted Scheduled Activity (UDA)	
	2016	2017
April	776	1,346
May	2,416	3,119
June	3,790	4,451
July	6,284	6,417
August	8,098	8,252
September	10,157	9,857
October	11,677	11,652
November	13,491	12,993
December	15,024	14,430
January	16,260	16,082
February	18,661	17,870
March	19,966	19,657
April	20,208	
May	20,195	
June	20,205	

QUALITY

	Quantity	Base Number	Contract	AT	Region	England
% of FP17s for the same patient ID Re-attending within 3 months - Children	390	2,956	13.2%	12.9%	13.3%	12.3%
% of FP17s for the same patient ID Re-attending within 3 months - Adults	1,284	6,768	19.0%	17.6%	17.3%	16.7%
% of FP17s for the same patient ID Re-attending between 3 & 9 months - Children	1,680	2,956	56.8%	56.2%	58.9%	57.6%
% of FP17s for the same patient ID Re-attending between 3 & 9 months - Adults	3,273	6,768	48.4%	49.9%	52.2%	50.1%
% of FP17s for Band 1 Urgent Courses	765	8,433	9.1%	10.4%	9.2%	9.1%
% of FP17s Relating to Free Repair or Replacements	21	8,433	0.2%	0.9%	1.0%	0.8%
% of FP17s Relating to Continuations	14	8,433	0.2%	1.3%	1.4%	1.2%
% of Patients satisfied with the dentistry they have received	2	3	N/A	92.1%	93.1%	92.8%
% of Patients satisfied with the time they had to wait for an appointment	2	3	N/A	88.1%	89.5%	88.7%

* This is based on patients treated on this contract for their most recent course of treatment. Figures in italics indicate the base number of FP17s or Patient Questionnaire responses are less than 100. N/A is shown where the base number of responses is less than 10 during the period. % is calculated as Quantity/Base number*100

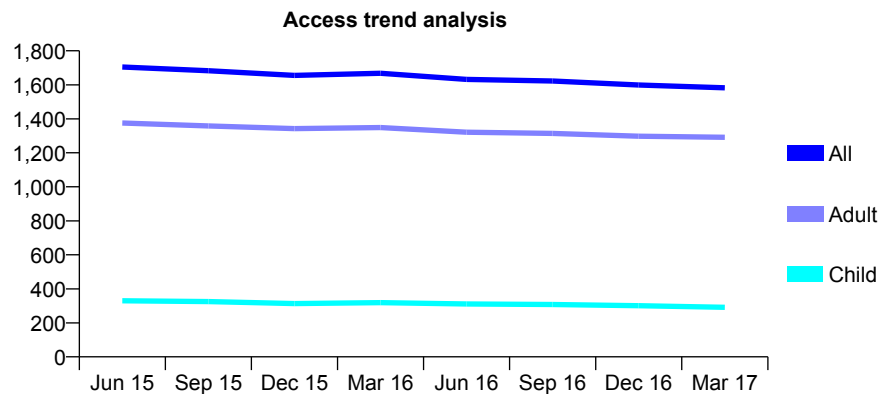
Q46 - Vital Signs At a Glance Contract Report for 138800/0001 - March 2017

Name or company name	207 Dental Care
Contract type name	GDS Contract
Purpose of contract	General
Contract start date	01/05/2013
Contract end date	

16/17 Contracted general activity (UDA)	4,568
Carry forward general activity (UDA)	-24
16/17 Contracted orthodontic activity (UOA)	0
Carry forward orthodontic activity (UOA)	0
Baseline contract value	£113,344.16

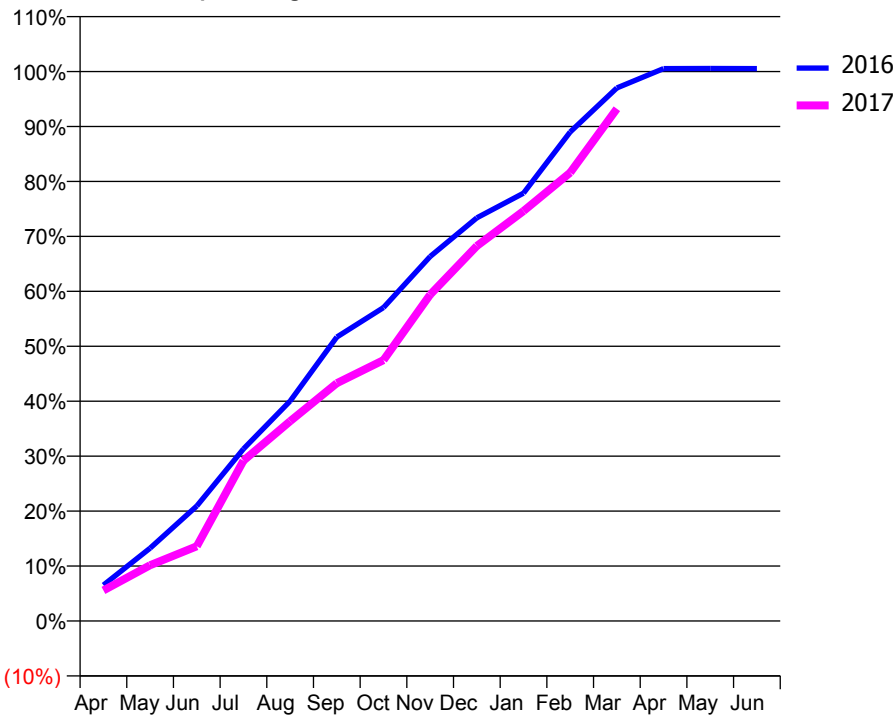
ACCESS*

Patients seen in 24 months	Total	Change since previous quarter
Quarter ending March 2016	1,668	
Quarter ending June 2016	1,632	↓
Quarter ending September 2016	1,622	→
Quarter ending December 2016	1,599	↓
Quarter ending March 2017	1,582	↓
Variance since March 2016	(5.2%)	↓



ACTIVITY

Cumulative percentage of contracted UDA delivered 2016 & 2017



Month	Adjusted Scheduled Activity (UDA)	
	2016	2017
April	299	254
May	606	464
June	956	621
July	1,431	1,333
August	1,829	1,661
September	2,361	1,977
October	2,605	2,169
November	3,030	2,713
December	3,351	3,117
January	3,556	3,408
February	4,065	3,728
March	4,432	4,259
April	4,592	
May	4,593	
June	4,592	

QUALITY

	Quantity	Base Number	Contract	AT	Region	England
% of FP17s for the same patient ID Re-attending within 3 months - Children	16	483	3.3%	12.9%	13.3%	12.3%
% of FP17s for the same patient ID Re-attending within 3 months - Adults	330	1,969	16.8%	17.6%	17.3%	16.7%
% of FP17s for the same patient ID Re-attending between 3 & 9 months - Children	352	483	72.9%	56.2%	58.9%	57.6%
% of FP17s for the same patient ID Re-attending between 3 & 9 months - Adults	1,105	1,969	56.1%	49.9%	52.2%	50.1%
% of FP17s for Band 1 Urgent Courses	249	2,377	10.5%	10.4%	9.2%	9.1%
% of FP17s Relating to Free Repair or Replacements	8	2,377	0.3%	0.9%	1.0%	0.8%
% of FP17s Relating to Continuations	15	2,377	0.6%	1.3%	1.4%	1.2%
% of Patients satisfied with the dentistry they have received	3	3	N/A	92.1%	93.1%	92.8%
% of Patients satisfied with the time they had to wait for an appointment	3	3	N/A	88.1%	89.5%	88.7%

* This is based on patients treated on this contract for their most recent course of treatment. Figures in italics indicate the base number of FP17s or Patient Questionnaire responses are less than 100. N/A is shown where the base number of responses is less than 10 during the period. % is calculated as Quantity/Base number*100

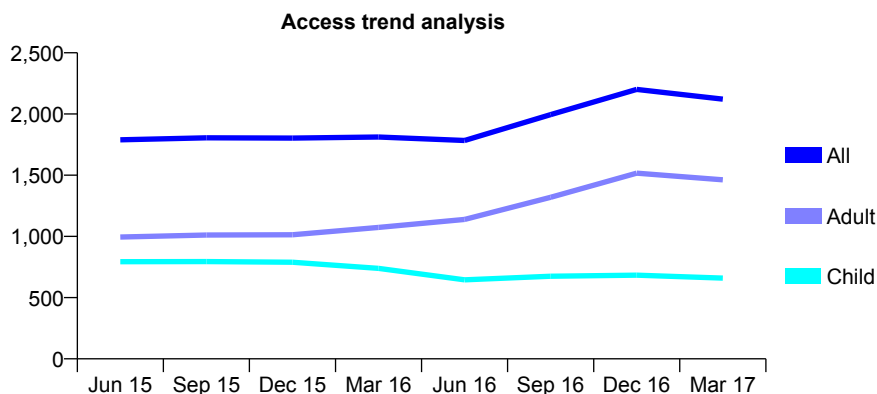
Q46 - Vital Signs At a Glance Contract Report for 138959/0001 - March 2017

Name or company name	Middleton Dental Care
Contract type name	GDS Contract
Purpose of contract	General
Contract start date	06/07/2012
Contract end date	

16/17 Contracted general activity (UDA)	7,330
Carry forward general activity (UDA)	0
16/17 Contracted orthodontic activity (UOA)	0
Carry forward orthodontic activity (UOA)	0
Baseline contract value	£181,185.39

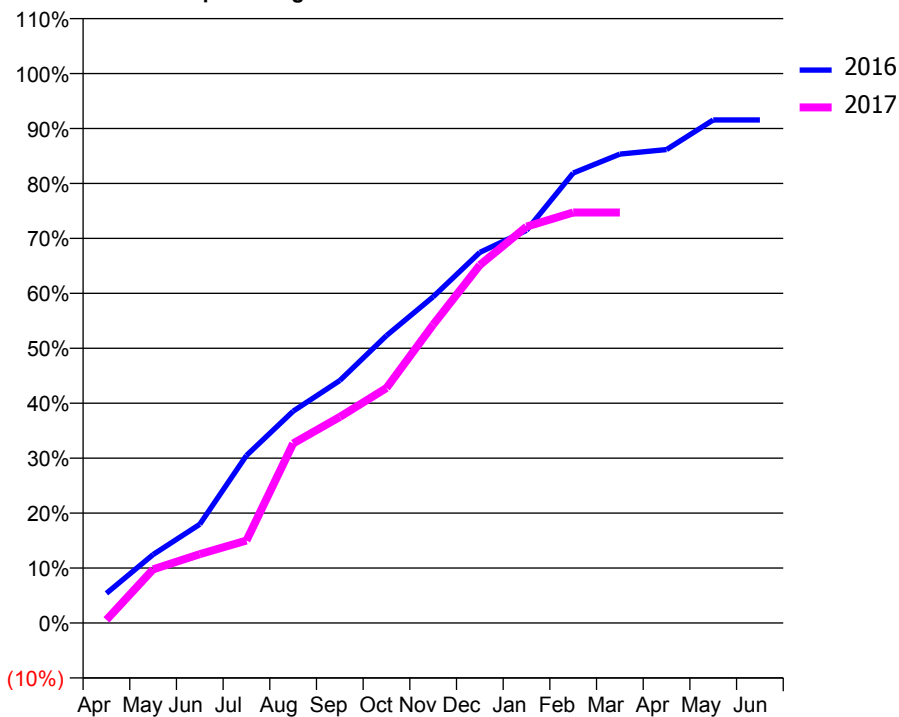
ACCESS*

Patients seen in 24 months	Total	Change since previous quarter
Quarter ending March 2016	1,812	
Quarter ending June 2016	1,784	↓
Quarter ending September 2016	1,995	↑
Quarter ending December 2016	2,201	↑
Quarter ending March 2017	2,122	↓
Variance since March 2016	17.1%	↑



ACTIVITY

Cumulative percentage of contracted UDA delivered 2016 & 2017



Month	Adjusted Scheduled Activity (UDA)	
	2016	2017
April	396	42
May	914	716
June	1,317	919
July	2,234	1,100
August	2,825	2,395
September	3,235	2,750
October	3,834	3,134
November	4,352	3,979
December	4,944	4,775
January	5,238	5,288
February	6,002	5,477
March	6,255	5,477
April	6,316	
May	6,711	
June	6,711	

QUALITY

	Quantity	Base Number	Contract	AT	Region	England
% of FP17s for the same patient ID Re-attending within 3 months - Children	60	789	7.6%	12.9%	13.3%	12.3%
% of FP17s for the same patient ID Re-attending within 3 months - Adults	159	1,624	9.8%	17.6%	17.3%	16.7%
% of FP17s for the same patient ID Re-attending between 3 & 9 months - Children	339	789	43.0%	56.2%	58.9%	57.6%
% of FP17s for the same patient ID Re-attending between 3 & 9 months - Adults	489	1,624	30.1%	49.9%	52.2%	50.1%
% of FP17s for Band 1 Urgent Courses	131	2,185	6.0%	10.4%	9.2%	9.1%
% of FP17s Relating to Free Repair or Replacements	1	2,185	0.0%	0.9%	1.0%	0.8%
% of FP17s Relating to Continuations	17	2,185	0.8%	1.3%	1.4%	1.2%
% of Patients satisfied with the dentistry they have received	0	0	N/A	92.1%	93.1%	92.8%
% of Patients satisfied with the time they had to wait for an appointment	0	0	N/A	88.1%	89.5%	88.7%

* This is based on patients treated on this contract for their most recent course of treatment. Figures in italics indicate the base number of FP17s or Patient Questionnaire responses are less than 100. N/A is shown where the base number of responses is less than 10 during the period. % is calculated as Quantity/Base number*100

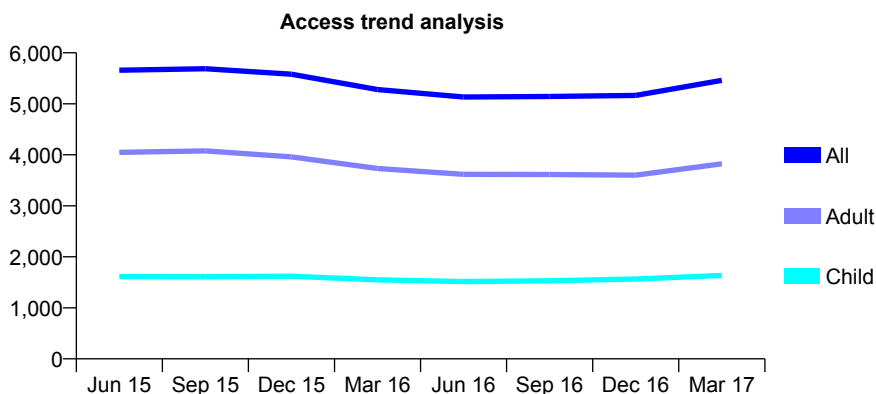
Q46 - Vital Signs At a Glance Contract Report for 138967/0001 - March 2017

Name or company name	Park House Springhead
Contract type name	GDS Contract
Purpose of contract	General
Contract start date	01/04/2010
Contract end date	

16/17 Contracted general activity (UDA)	15,429
Carry forward general activity (UDA)	556
16/17 Contracted orthodontic activity (UOA)	0
Carry forward orthodontic activity (UOA)	0
Baseline contract value	£413,690.05

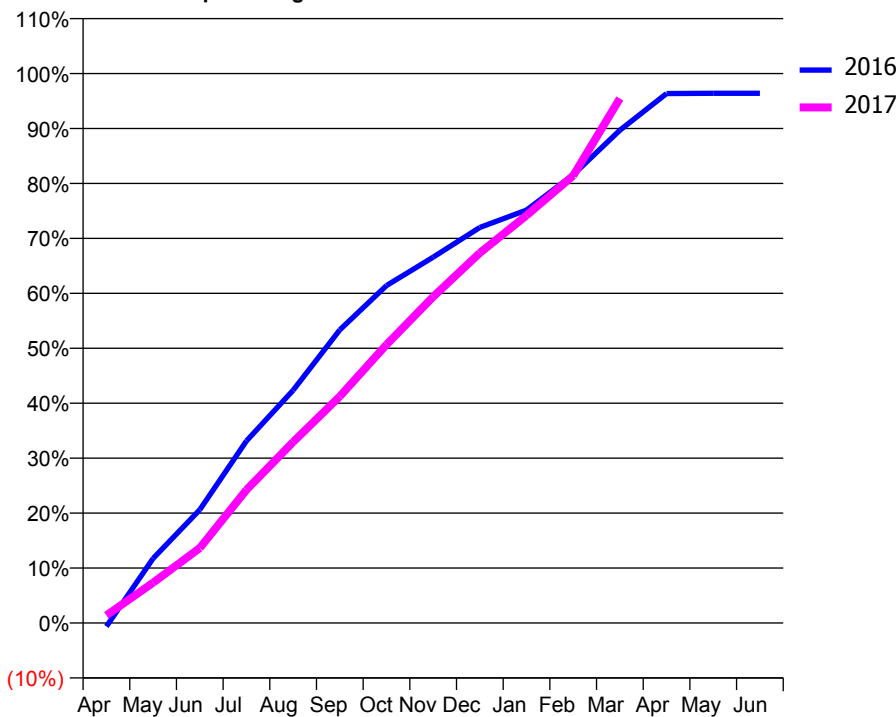
ACCESS*

Patients seen in 24 months	Total	Change since previous quarter
Quarter ending March 2016	5,281	
Quarter ending June 2016	5,133	↓
Quarter ending September 2016	5,145	→
Quarter ending December 2016	5,166	→
Quarter ending March 2017	5,459	↑
Variance since March 2016	3.4%	↑



ACTIVITY

Cumulative percentage of contracted UDA delivered 2016 & 2017



Adjusted Scheduled Activity (UDA)

Month	2016	2017
April	-99	216
May	1,814	1,132
June	3,182	2,108
July	5,114	3,740
August	6,535	5,084
September	8,230	6,362
October	9,475	7,818
November	10,271	9,159
December	11,106	10,391
January	11,594	11,445
February	12,585	12,560
March	13,835	14,727
April	14,865	
May	14,873	
June	14,873	

QUALITY

	Quantity	Base Number	Contract	AT	Region	England
% of FP17s for the same patient ID Re-attending within 3 months - Children	185	2,295	8.1%	12.9%	13.3%	12.3%
% of FP17s for the same patient ID Re-attending within 3 months - Adults	785	5,008	15.7%	17.6%	17.3%	16.7%
% of FP17s for the same patient ID Re-attending between 3 & 9 months - Children	1,008	2,295	43.9%	56.2%	58.9%	57.6%
% of FP17s for the same patient ID Re-attending between 3 & 9 months - Adults	1,804	5,008	36.0%	49.9%	52.2%	50.1%
% of FP17s for Band 1 Urgent Courses	702	6,840	10.3%	10.4%	9.2%	9.1%
% of FP17s Relating to Free Repair or Replacements	59	6,840	0.9%	0.9%	1.0%	0.8%
% of FP17s Relating to Continuations	110	6,840	1.6%	1.3%	1.4%	1.2%
% of Patients satisfied with the dentistry they have received	4	5	N/A	92.1%	93.1%	92.8%
% of Patients satisfied with the time they had to wait for an appointment	4	5	N/A	88.1%	89.5%	88.7%

* This is based on patients treated on this contract for their most recent course of treatment. Figures in italics indicate the base number of FP17s or Patient Questionnaire responses are less than 100. N/A is shown where the base number of responses is less than 10 during the period. % is calculated as Quantity/Base number*100

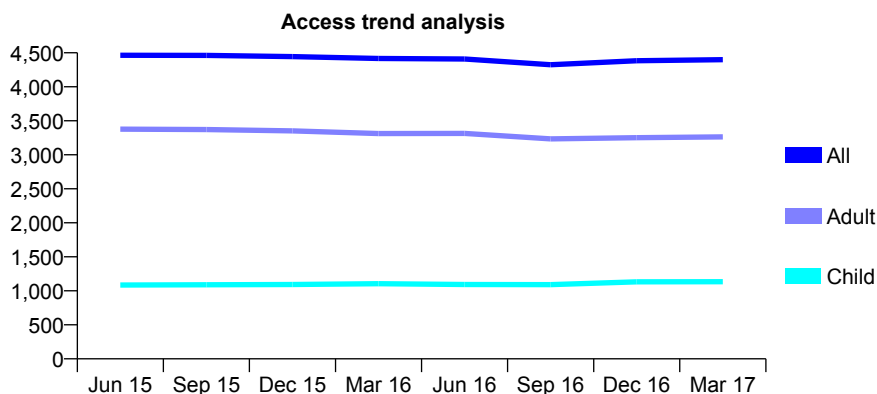
Q46 - Vital Signs At a Glance Contract Report for 139114/0001 - March 2017

Name or company name	The Ivy Dental Practice Ltd
Contract type name	Pilot Contract
Purpose of contract	General
Contract start date	01/04/2010
Contract end date	

16/17 Contracted general activity (UDA)	18,100
Carry forward general activity (UDA)	0
16/17 Contracted orthodontic activity (UOA)	0
Carry forward orthodontic activity (UOA)	0
Baseline contract value	£612,293.04

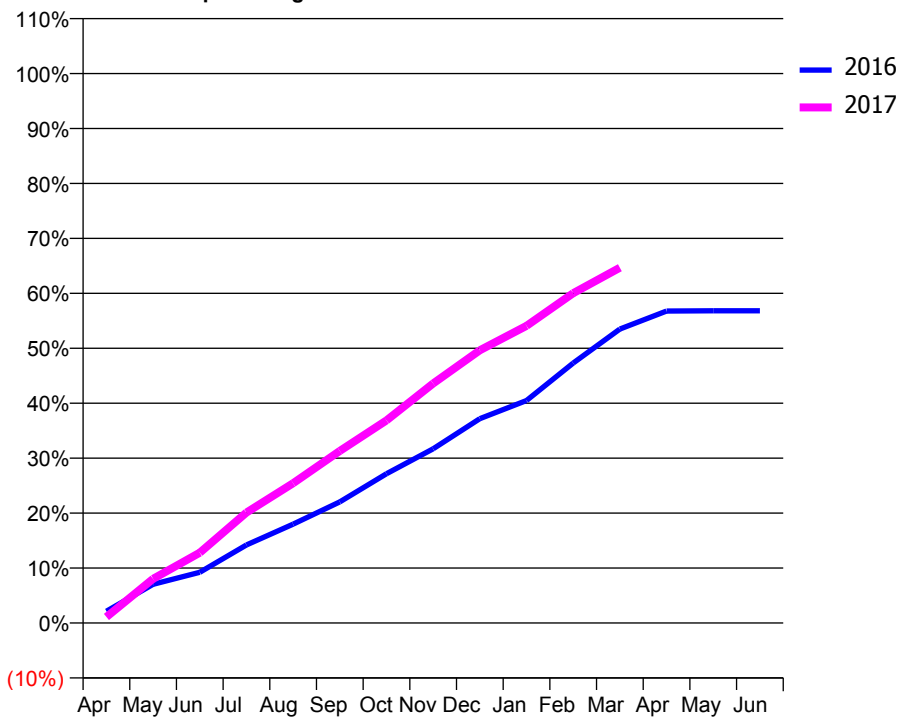
ACCESS*

Patients seen in 24 months	Total	Change since previous quarter
Quarter ending March 2016	4,417	
Quarter ending June 2016	4,408	→
Quarter ending September 2016	4,325	↓
Quarter ending December 2016	4,384	→
Quarter ending March 2017	4,399	→
Variance since March 2016	(0.4%)	→



ACTIVITY

Cumulative percentage of contracted UDA delivered 2016 & 2017



Month	Adjusted Scheduled Activity (UDA)	
	2016	2017
April	389	200
May	1,274	1,455
June	1,670	2,315
July	2,571	3,638
August	3,257	4,606
September	3,989	5,666
October	4,915	6,672
November	5,740	7,890
December	6,733	8,985
January	7,328	9,790
February	8,564	10,865
March	9,683	11,705
April	10,277	
May	10,285	
June	10,284	

QUALITY

	Quantity	Base Number	Contract	AT	Region	England
% of FP17s for the same patient ID Re-attending within 3 months - Children	171	1,596	10.7%	12.9%	13.3%	12.3%
% of FP17s for the same patient ID Re-attending within 3 months - Adults	708	4,158	17.0%	17.6%	17.3%	16.7%
% of FP17s for the same patient ID Re-attending between 3 & 9 months - Children	797	1,596	49.9%	56.2%	58.9%	57.6%
% of FP17s for the same patient ID Re-attending between 3 & 9 months - Adults	1,714	4,158	41.2%	49.9%	52.2%	50.1%
% of FP17s for Band 1 Urgent Courses	145	5,504	2.6%	10.4%	9.2%	9.1%
% of FP17s Relating to Free Repair or Replacements	74	5,504	1.3%	0.9%	1.0%	0.8%
% of FP17s Relating to Continuations	219	5,504	4.0%	1.3%	1.4%	1.2%
% of Patients satisfied with the dentistry they have received	2	2	N/A	92.1%	93.1%	92.8%
% of Patients satisfied with the time they had to wait for an appointment	1	2	N/A	88.1%	89.5%	88.7%

* This is based on patients treated on this contract for their most recent course of treatment. Figures in italics indicate the base number of FP17s or Patient Questionnaire responses are less than 100. N/A is shown where the base number of responses is less than 10 during the period. % is calculated as Quantity/Base number*100

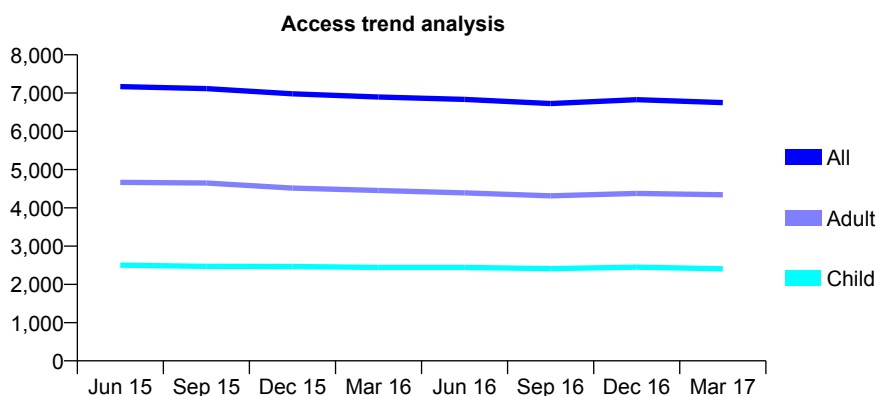
Q46 - Vital Signs At a Glance Contract Report for 139521/0001 - March 2017

Name or company name	JF Scott Dental Surgeon Partnership
Contract type name	GDS Contract
Purpose of contract	General
Contract start date	31/12/2010
Contract end date	

16/17 Contracted general activity (UDA)	25,437
Carry forward general activity (UDA)	-47
16/17 Contracted orthodontic activity (UOA)	0
Carry forward orthodontic activity (UOA)	0
Baseline contract value	£687,541.81

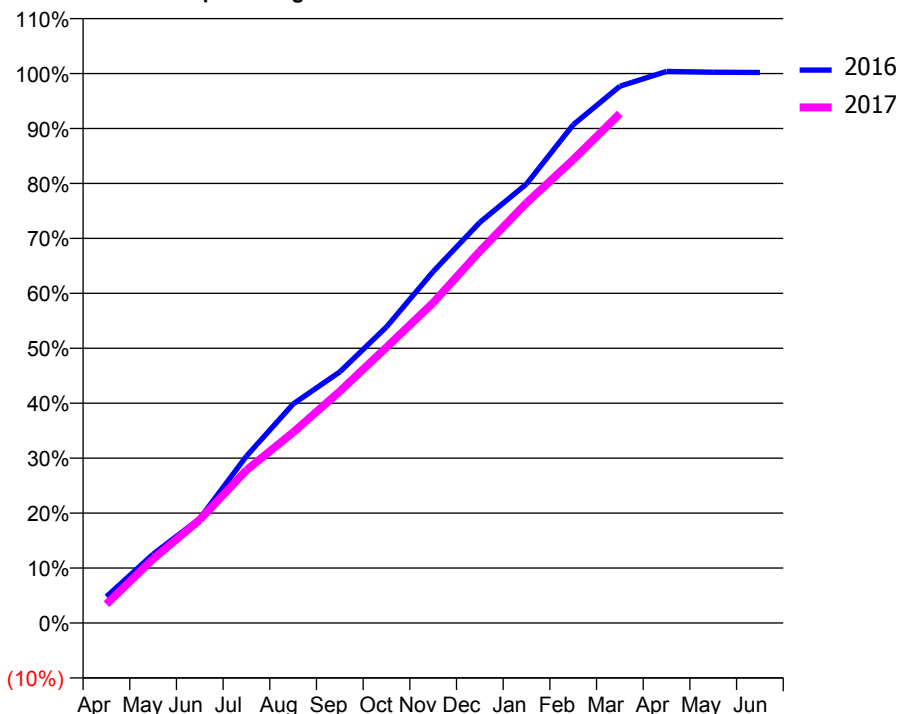
ACCESS*

Patients seen in 24 months	Total	Change since previous quarter
Quarter ending March 2016	6,897	
Quarter ending June 2016	6,834	→
Quarter ending September 2016	6,726	↓
Quarter ending December 2016	6,826	→
Quarter ending March 2017	6,750	↓
Variance since March 2016	(2.1%)	↓



ACTIVITY

Cumulative percentage of contracted UDA delivered 2016 & 2017



Month	Adjusted Scheduled Activity (UDA)	
	2016	2017
April	1,221	871
May	3,190	2,967
June	4,835	4,783
July	7,723	7,077
August	10,136	8,823
September	11,625	10,723
October	13,705	12,761
November	16,268	14,827
December	18,547	17,212
January	20,321	19,449
February	23,063	21,445
March	24,851	23,580
April	25,531	
May	25,496	
June	25,484	

QUALITY

	Quantity	Base Number	Contract	AT	Region	England
% of FP17s for the same patient ID Re-attending within 3 months - Children	263	4,315	6.1%	12.9%	13.3%	12.3%
% of FP17s for the same patient ID Re-attending within 3 months - Adults	888	6,977	12.7%	17.6%	17.3%	16.7%
% of FP17s for the same patient ID Re-attending between 3 & 9 months - Children	3,000	4,315	69.5%	56.2%	58.9%	57.6%
% of FP17s for the same patient ID Re-attending between 3 & 9 months - Adults	4,117	6,977	59.0%	49.9%	52.2%	50.1%
% of FP17s for Band 1 Urgent Courses	796	10,958	7.3%	10.4%	9.2%	9.1%
% of FP17s Relating to Free Repair or Replacements	77	10,958	0.7%	0.9%	1.0%	0.8%
% of FP17s Relating to Continuations	94	10,958	0.9%	1.3%	1.4%	1.2%
% of Patients satisfied with the dentistry they have received	4	5	N/A	92.1%	93.1%	92.8%
% of Patients satisfied with the time they had to wait for an appointment	4	5	N/A	88.1%	89.5%	88.7%

* This is based on patients treated on this contract for their most recent course of treatment. Figures in italics indicate the base number of FP17s or Patient Questionnaire responses are less than 100. N/A is shown where the base number of responses is less than 10 during the period. % is calculated as Quantity/Base number*100

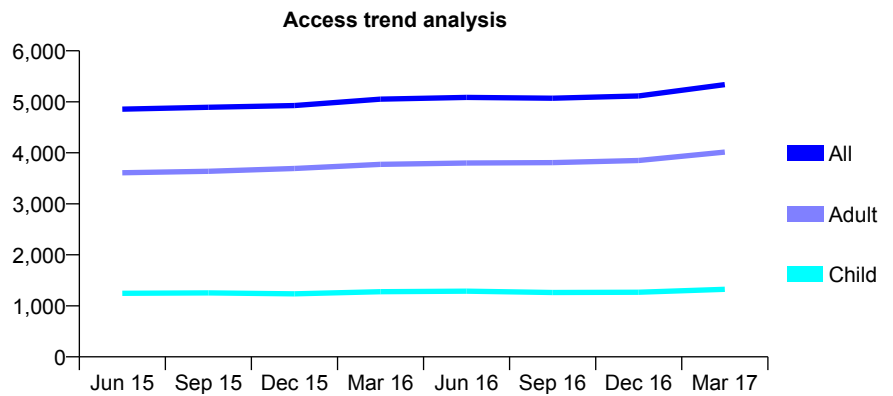
Q46 - Vital Signs At a Glance Contract Report for 139947/0001 - March 2017

Name or company name	Westpoint Dental Centre T/A Marston and t
Contract type name	GDS Contract
Purpose of contract	General
Contract start date	01/04/2010
Contract end date	

16/17 Contracted general activity (UDA)	21,749
Carry forward general activity (UDA)	53
16/17 Contracted orthodontic activity (UOA)	0
Carry forward orthodontic activity (UOA)	0
Baseline contract value	£744,163.12

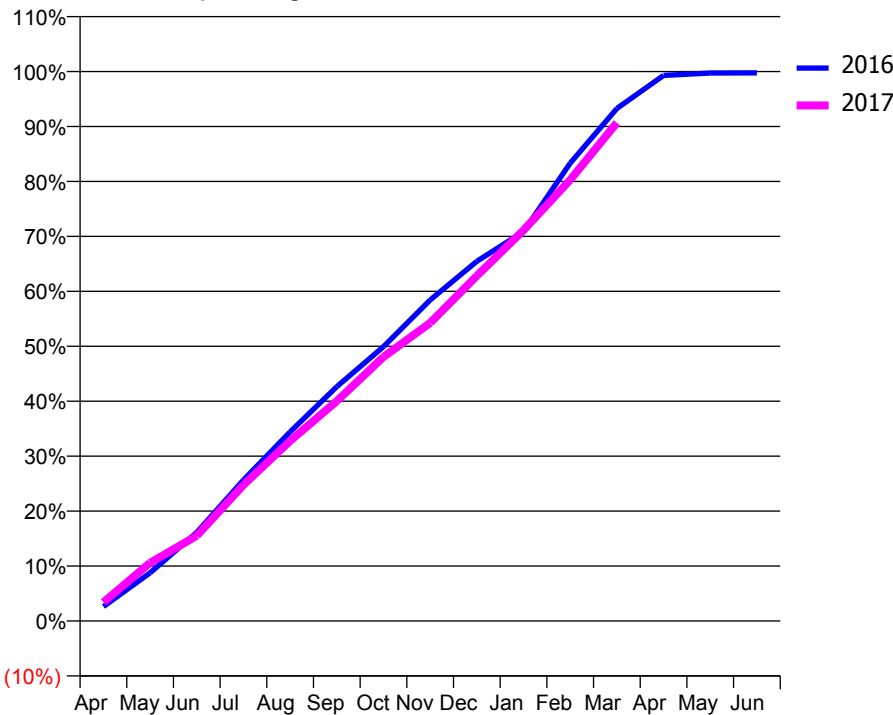
ACCESS*

Patients seen in 24 months	Total	Change since previous quarter
Quarter ending March 2016	5,051	
Quarter ending June 2016	5,086	→
Quarter ending September 2016	5,070	→
Quarter ending December 2016	5,116	→
Quarter ending March 2017	5,337	↑
Variance since March 2016	5.7%	↑



ACTIVITY

Cumulative percentage of contracted UDA delivered 2016 & 2017



Month	Adjusted Scheduled Activity (UDA)	
	2016	2017
April	573	741
May	1,907	2,303
June	3,508	3,373
July	5,583	5,388
August	7,485	7,127
September	9,278	8,706
October	10,861	10,451
November	12,704	11,798
December	14,236	13,660
January	15,416	15,468
February	18,123	17,462
March	20,285	19,720
April	21,595	
May	21,691	
June	21,696	

QUALITY

	Quantity	Base Number	Contract	AT	Region	England
% of FP17s for the same patient ID Re-attending within 3 months - Children	311	2,336	13.3%	12.9%	13.3%	12.3%
% of FP17s for the same patient ID Re-attending within 3 months - Adults	1,984	7,637	26.0%	17.6%	17.3%	16.7%
% of FP17s for the same patient ID Re-attending between 3 & 9 months - Children	1,454	2,336	62.2%	56.2%	58.9%	57.6%
% of FP17s for the same patient ID Re-attending between 3 & 9 months - Adults	4,230	7,637	55.4%	49.9%	52.2%	50.1%
% of FP17s for Band 1 Urgent Courses	1,188	9,431	12.6%	10.4%	9.2%	9.1%
% of FP17s Relating to Free Repair or Replacements	31	9,431	0.3%	0.9%	1.0%	0.8%
% of FP17s Relating to Continuations	11	9,431	0.1%	1.3%	1.4%	1.2%
% of Patients satisfied with the dentistry they have received	3	3	N/A	92.1%	93.1%	92.8%
% of Patients satisfied with the time they had to wait for an appointment	3	3	N/A	88.1%	89.5%	88.7%

* This is based on patients treated on this contract for their most recent course of treatment. Figures in italics indicate the base number of FP17s or Patient Questionnaire responses are less than 100. N/A is shown where the base number of responses is less than 10 during the period. % is calculated as Quantity/Base number*100

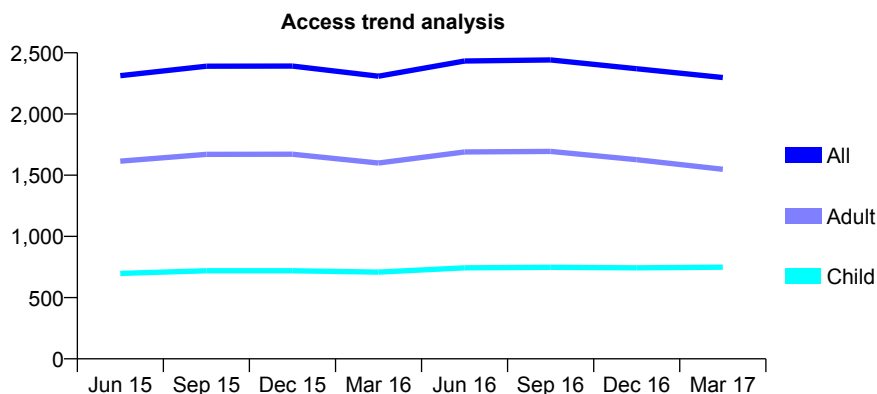
Q46 - Vital Signs At a Glance Contract Report for 140511/0001 - March 2017

Name or company name	Landridge Dental Surgery
Contract type name	GDS Contract
Purpose of contract	General
Contract start date	01/03/2009
Contract end date	

16/17 Contracted general activity (UDA)	6,699
Carry forward general activity (UDA)	-111
16/17 Contracted orthodontic activity (UOA)	0
Carry forward orthodontic activity (UOA)	0
Baseline contract value	£197,204.21

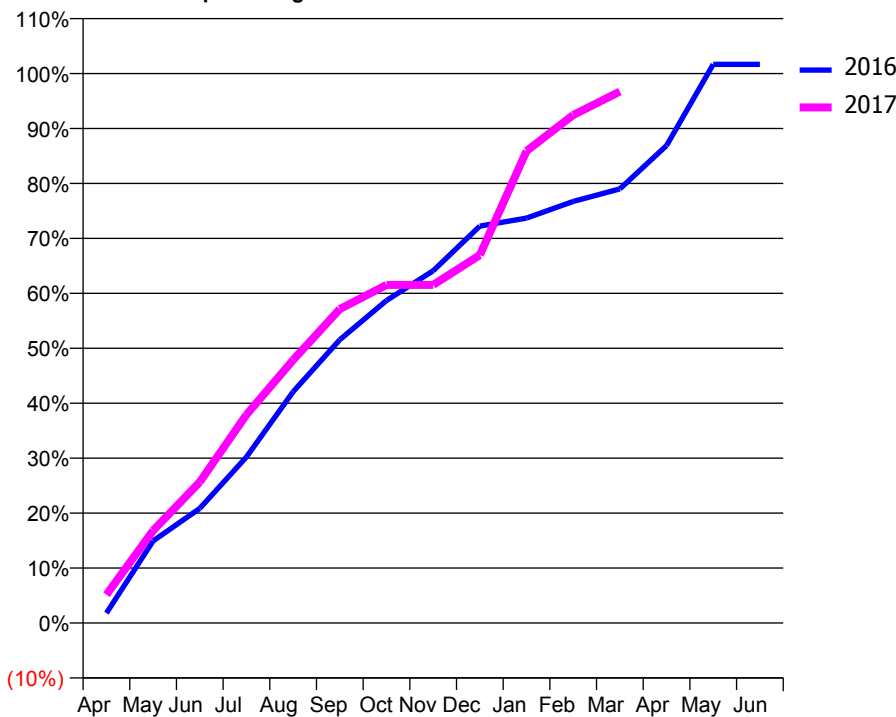
ACCESS*

Patients seen in 24 months	Total	Change since previous quarter
Quarter ending March 2016	2,309	
Quarter ending June 2016	2,433	↑
Quarter ending September 2016	2,442	→
Quarter ending December 2016	2,370	↓
Quarter ending March 2017	2,298	↓
Variance since March 2016	(0.5%)	→



ACTIVITY

Cumulative percentage of contracted UDA delivered 2016 & 2017



Adjusted Scheduled Activity (UDA)

Month	2016	2017
April	121	346
May	1,000	1,128
June	1,397	1,719
July	2,025	2,539
August	2,820	3,206
September	3,454	3,827
October	3,931	4,122
November	4,295	4,122
December	4,839	4,486
January	4,936	5,754
February	5,140	6,193
March	5,292	6,479
April	5,821	
May	6,810	
June	6,810	

QUALITY

	Quantity	Base Number	Contract	AT	Region	England
% of FP17s for the same patient ID Re-attending within 3 months - Children	116	1,013	11.5%	12.9%	13.3%	12.3%
% of FP17s for the same patient ID Re-attending within 3 months - Adults	486	2,129	22.8%	17.6%	17.3%	16.7%
% of FP17s for the same patient ID Re-attending between 3 & 9 months - Children	376	1,013	37.1%	56.2%	58.9%	57.6%
% of FP17s for the same patient ID Re-attending between 3 & 9 months - Adults	704	2,129	33.1%	49.9%	52.2%	50.1%
% of FP17s for Band 1 Urgent Courses	527	2,488	21.2%	10.4%	9.2%	9.1%
% of FP17s Relating to Free Repair or Replacements	65	2,488	2.6%	0.9%	1.0%	0.8%
% of FP17s Relating to Continuations	25	2,488	1.0%	1.3%	1.4%	1.2%
% of Patients satisfied with the dentistry they have received	5	6	N/A	92.1%	93.1%	92.8%
% of Patients satisfied with the time they had to wait for an appointment	5	6	N/A	88.1%	89.5%	88.7%

* This is based on patients treated on this contract for their most recent course of treatment. Figures in italics indicate the base number of FP17s or Patient Questionnaire responses are less than 100. N/A is shown where the base number of responses is less than 10 during the period. % is calculated as Quantity/Base number*100

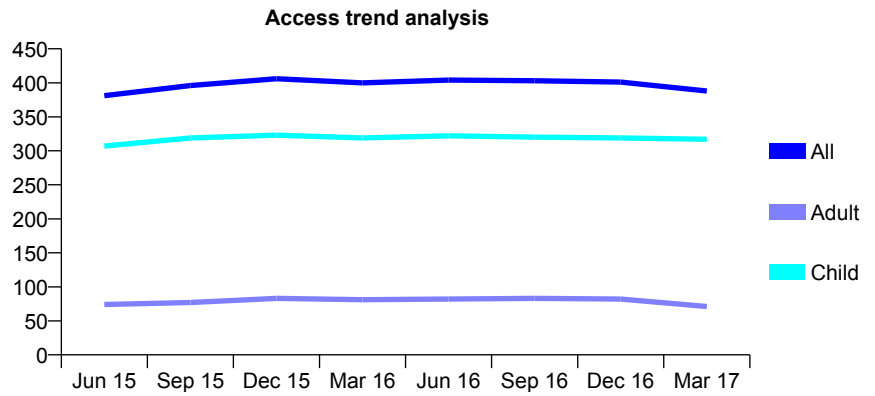
Q46 - Vital Signs At a Glance Contract Report for 141925/0001 - March 2017

Name or company name	MR MA BROWN
Contract type name	GDS Contract
Purpose of contract	General
Contract start date	01/11/2013
Contract end date	

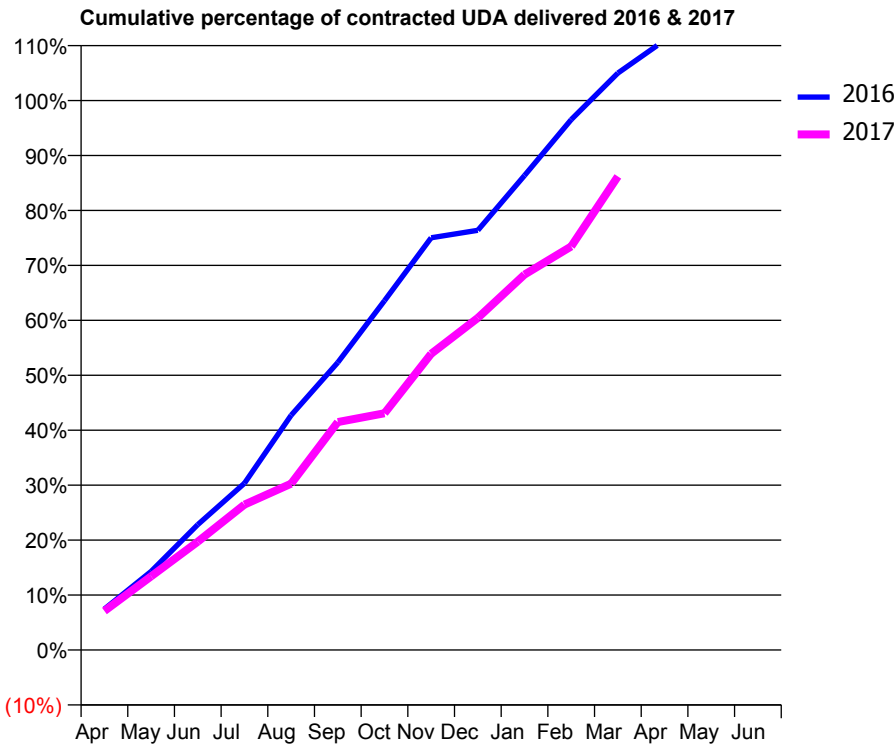
16/17 Contracted general activity (UDA)	875
Carry forward general activity (UDA)	-18
16/17 Contracted orthodontic activity (UOA)	0
Carry forward orthodontic activity (UOA)	0
Baseline contract value	£19,959.82

ACCESS*

Patients seen in 24 months	Total	Change since previous quarter
Quarter ending March 2016	400	
Quarter ending June 2016	404	→
Quarter ending September 2016	403	→
Quarter ending December 2016	401	→
Quarter ending March 2017	388	↓
Variance since March 2016	(3.0%)	↓



ACTIVITY



Month	Adjusted Scheduled Activity (UDA)	
	2016	2017
April	65	62
May	125	117
June	200	173
July	266	232
August	374	265
September	458	363
October	556	377
November	656	472
December	668	529
January	756	598
February	845	643
March	919	754
April	971	
May	971	
June	971	

QUALITY

	Quantity	Base Number	Contract	AT	Region	England
% of FP17s for the same patient ID Re-attending within 3 months - Children	38	559	6.8%	12.9%	13.3%	12.3%
% of FP17s for the same patient ID Re-attending within 3 months - Adults	4	47	8.5%	17.6%	17.3%	16.7%
% of FP17s for the same patient ID Re-attending between 3 & 9 months - Children	393	559	70.3%	56.2%	58.9%	57.6%
% of FP17s for the same patient ID Re-attending between 3 & 9 months - Adults	23	47	48.9%	49.9%	52.2%	50.1%
% of FP17s for Band 1 Urgent Courses	16	568	2.8%	10.4%	9.2%	9.1%
% of FP17s Relating to Free Repair or Replacements	0	568	0.0%	0.9%	1.0%	0.8%
% of FP17s Relating to Continuations	0	568	0.0%	1.3%	1.4%	1.2%
% of Patients satisfied with the dentistry they have received	0	0	N/A	92.1%	93.1%	92.8%
% of Patients satisfied with the time they had to wait for an appointment	0	0	N/A	88.1%	89.5%	88.7%

* This is based on patients treated on this contract for their most recent course of treatment. Figures in italics indicate the base number of FP17s or Patient Questionnaire responses are less than 100. N/A is shown where the base number of responses is less than 10 during the period. % is calculated as Quantity/Base number*100

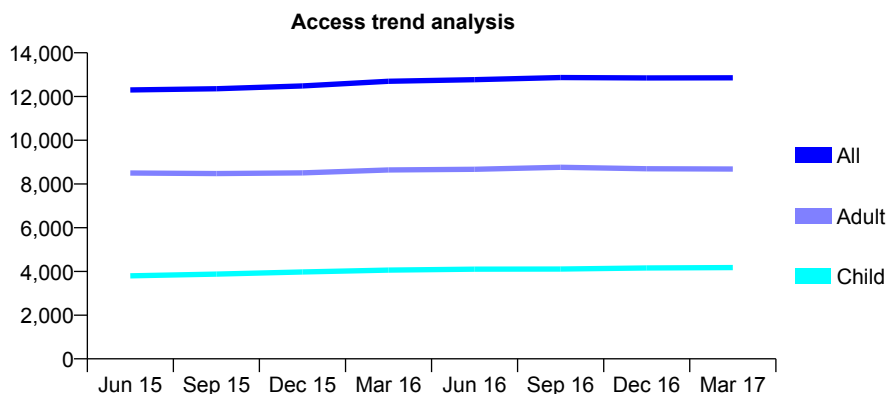
Q46 - Vital Signs At a Glance Contract Report for 141941/0001 - March 2017

Name or company name	Highfield Dental Practice Ltd
Contract type name	GDS Contract
Purpose of contract	General
Contract start date	01/04/2011
Contract end date	

16/17 Contracted general activity (UDA)	36,596
Carry forward general activity (UDA)	-123
16/17 Contracted orthodontic activity (UOA)	0
Carry forward orthodontic activity (UOA)	0
Baseline contract value	£996,832.69

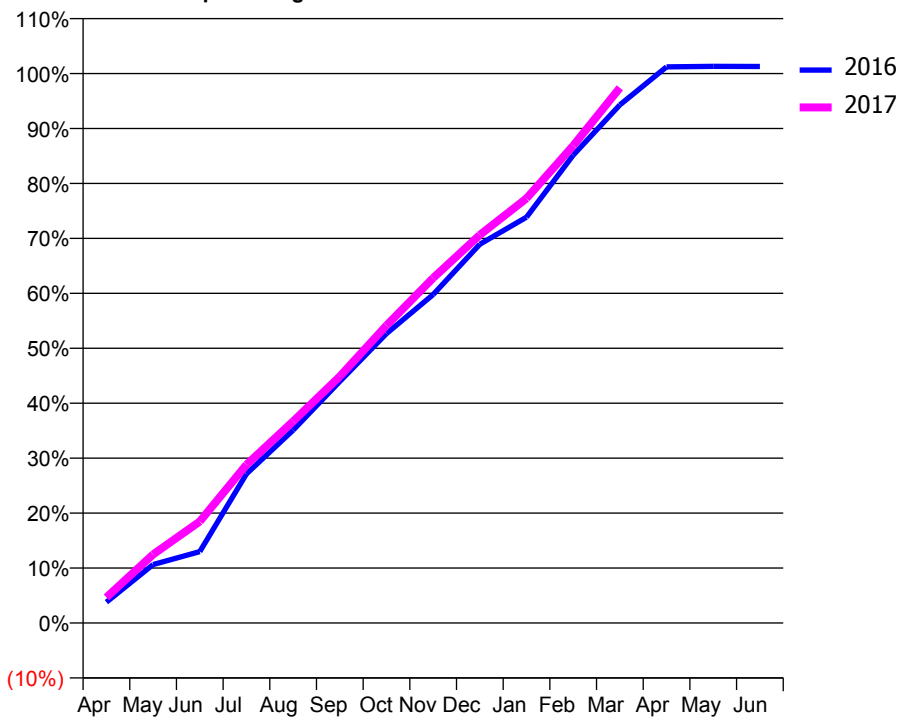
ACCESS*

Patients seen in 24 months	Total	Change since previous quarter
Quarter ending March 2016	12,697	
Quarter ending June 2016	12,771	→
Quarter ending September 2016	12,871	→
Quarter ending December 2016	12,852	→
Quarter ending March 2017	12,856	→
Variance since March 2016	1.3%	→



ACTIVITY

Cumulative percentage of contracted UDA delivered 2016 & 2017



Month	Adjusted Scheduled Activity (UDA)	
	2016	2017
April	1,408	1,712
May	3,947	4,566
June	4,814	6,765
July	10,058	10,550
August	13,017	13,428
September	16,297	16,422
October	19,525	19,821
November	22,165	22,978
December	25,549	25,850
January	27,376	28,285
February	31,562	31,792
March	34,954	35,647
April	37,520	
May	37,552	
June	37,542	

QUALITY

	Quantity	Base Number	Contract	AT	Region	England
% of FP17s for the same patient ID Re-attending within 3 months - Children	573	6,728	8.5%	12.9%	13.3%	12.3%
% of FP17s for the same patient ID Re-attending within 3 months - Adults	2,966	15,381	19.3%	17.6%	17.3%	16.7%
% of FP17s for the same patient ID Re-attending between 3 & 9 months - Children	4,473	6,728	66.5%	56.2%	58.9%	57.6%
% of FP17s for the same patient ID Re-attending between 3 & 9 months - Adults	9,894	15,381	64.3%	49.9%	52.2%	50.1%
% of FP17s for Band 1 Urgent Courses	1,073	18,959	5.7%	10.4%	9.2%	9.1%
% of FP17s Relating to Free Repair or Replacements	279	18,959	1.5%	0.9%	1.0%	0.8%
% of FP17s Relating to Continuations	158	18,959	0.8%	1.3%	1.4%	1.2%
% of Patients satisfied with the dentistry they have received	5	6	N/A	92.1%	93.1%	92.8%
% of Patients satisfied with the time they had to wait for an appointment	6	6	N/A	88.1%	89.5%	88.7%

* This is based on patients treated on this contract for their most recent course of treatment. Figures in italics indicate the base number of FP17s or Patient Questionnaire responses are less than 100. N/A is shown where the base number of responses is less than 10 during the period. % is calculated as Quantity/Base number*100

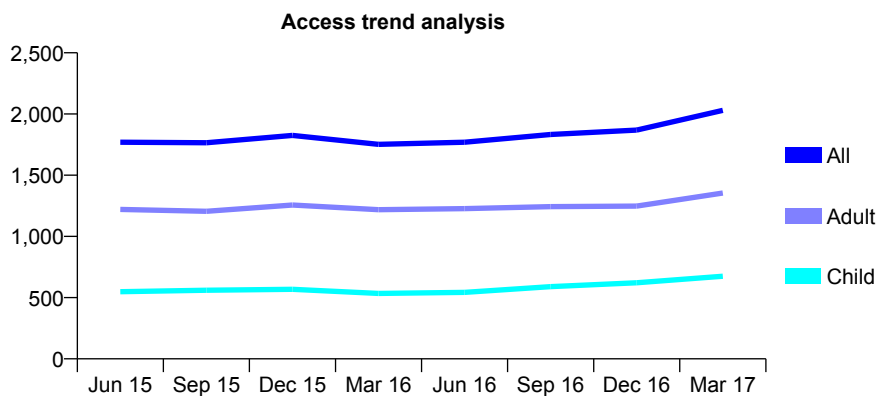
Q46 - Vital Signs At a Glance Contract Report for 145181/0001 - March 2017

Name or company name	MR MO MALIK
Contract type name	GDS Contract
Purpose of contract	General
Contract start date	01/01/2013
Contract end date	

16/17 Contracted general activity (UDA)	6,345
Carry forward general activity (UDA)	420
16/17 Contracted orthodontic activity (UOA)	0
Carry forward orthodontic activity (UOA)	0
Baseline contract value	£156,855.40

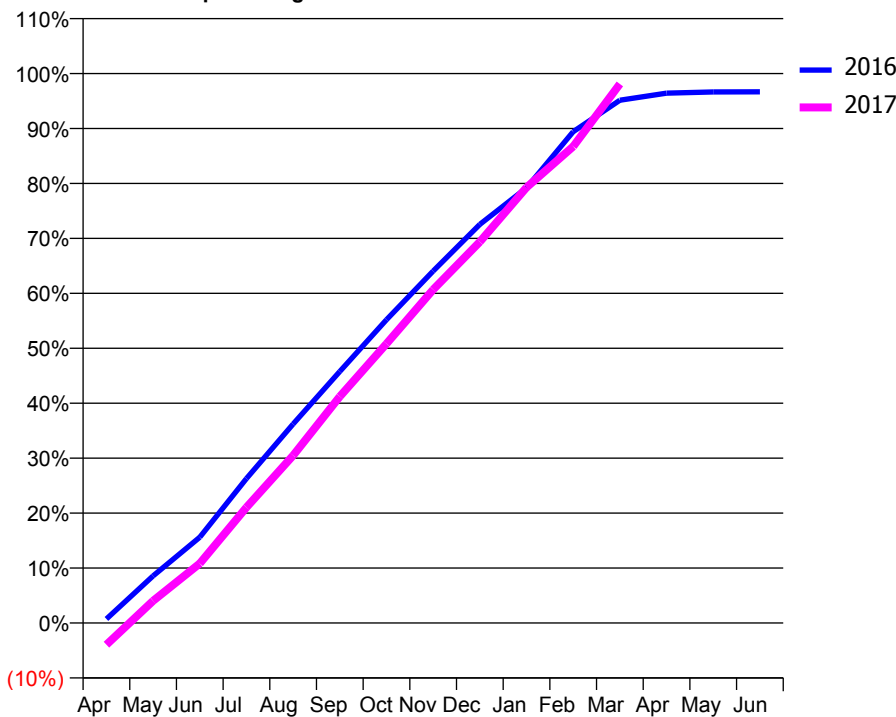
ACCESS*

Patients seen in 24 months	Total	Change since previous quarter
Quarter ending March 2016	1,752	
Quarter ending June 2016	1,770	→
Quarter ending September 2016	1,833	↑
Quarter ending December 2016	1,869	→
Quarter ending March 2017	2,030	↑
Variance since March 2016	15.9%	↑



ACTIVITY

Cumulative percentage of contracted UDA delivered 2016 & 2017



Month	Adjusted Scheduled Activity (UDA)	
	2016	2017
April	49	-252
May	568	257
June	1,034	688
July	1,742	1,336
August	2,399	1,935
September	3,033	2,615
October	3,657	3,226
November	4,244	3,851
December	4,806	4,401
January	5,247	5,030
February	5,923	5,502
March	6,303	6,225
April	6,387	
May	6,403	
June	6,404	

QUALITY

	Quantity	Base Number	Contract	AT	Region	England
% of FP17s for the same patient ID Re-attending within 3 months - Children	125	769	16.3%	12.9%	13.3%	12.3%
% of FP17s for the same patient ID Re-attending within 3 months - Adults	324	1,506	21.5%	17.6%	17.3%	16.7%
% of FP17s for the same patient ID Re-attending between 3 & 9 months - Children	190	769	24.7%	56.2%	58.9%	57.6%
% of FP17s for the same patient ID Re-attending between 3 & 9 months - Adults	382	1,506	25.4%	49.9%	52.2%	50.1%
% of FP17s for Band 1 Urgent Courses	374	2,229	16.8%	10.4%	9.2%	9.1%
% of FP17s Relating to Free Repair or Replacements	0	2,229	0.0%	0.9%	1.0%	0.8%
% of FP17s Relating to Continuations	0	2,229	0.0%	1.3%	1.4%	1.2%
% of Patients satisfied with the dentistry they have received	3	4	N/A	92.1%	93.1%	92.8%
% of Patients satisfied with the time they had to wait for an appointment	2	4	N/A	88.1%	89.5%	88.7%

* This is based on patients treated on this contract for their most recent course of treatment. Figures in italics indicate the base number of FP17s or Patient Questionnaire responses are less than 100. N/A is shown where the base number of responses is less than 10 during the period. % is calculated as Quantity/Base number*100

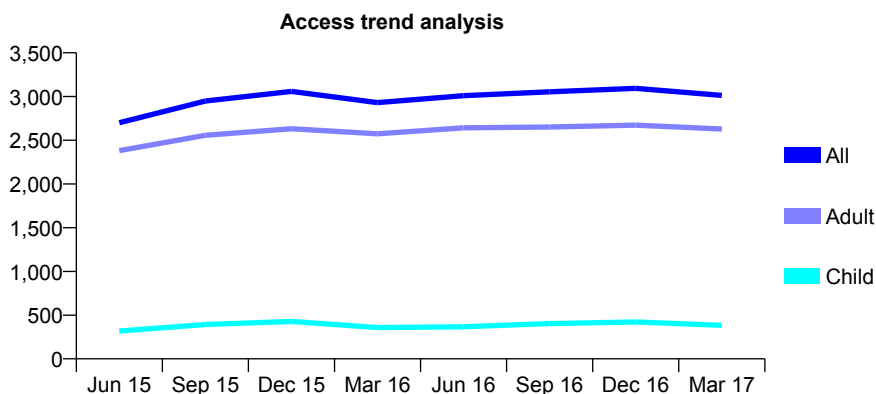
Q46 - Vital Signs At a Glance Contract Report for 145424/0001 - March 2017

Name or company name	Goose Green Dental Practice
Contract type name	GDS Contract
Purpose of contract	General
Contract start date	24/07/2013
Contract end date	

16/17 Contracted general activity (UDA)	8,214
Carry forward general activity (UDA)	-164
16/17 Contracted orthodontic activity (UOA)	0
Carry forward orthodontic activity (UOA)	0
Baseline contract value	£200,809.74

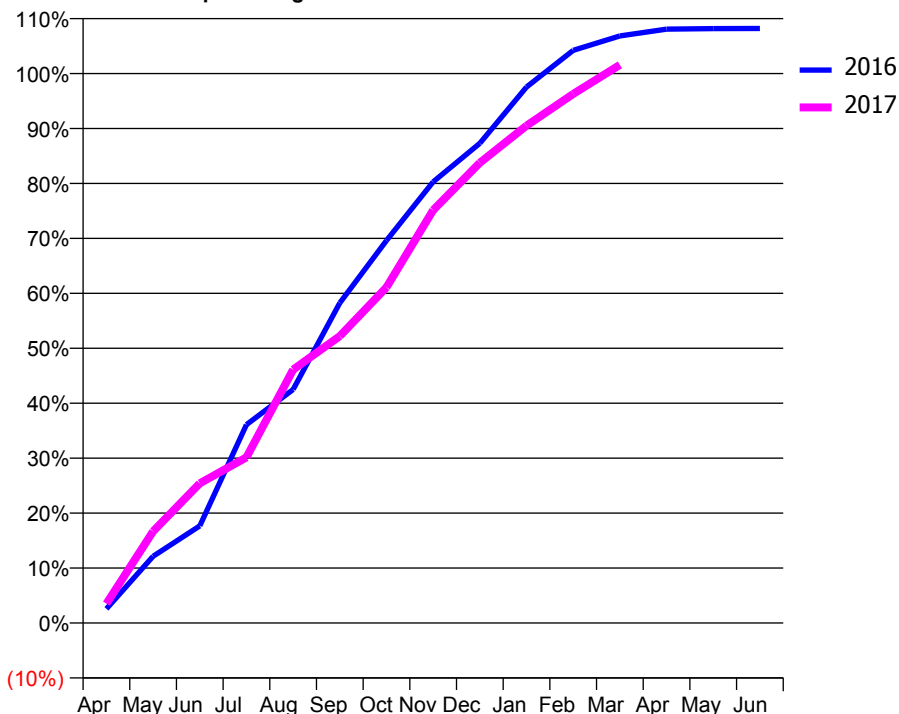
ACCESS*

Patients seen in 24 months	Total	Change since previous quarter
Quarter ending March 2016	2,931	
Quarter ending June 2016	3,009	↑
Quarter ending September 2016	3,054	→
Quarter ending December 2016	3,093	→
Quarter ending March 2017	3,012	↓
Variance since March 2016	2.8%	↑



ACTIVITY

Cumulative percentage of contracted UDA delivered 2016 & 2017



Month	Adjusted Scheduled Activity (UDA)	
	2016	2017
April	212	291
May	997	1,370
June	1,452	2,089
July	2,966	2,477
August	3,490	3,787
September	4,786	4,289
October	5,718	5,019
November	6,595	6,171
December	7,172	6,880
January	8,012	7,433
February	8,560	7,909
March	8,776	8,343
April	8,878	
May	8,885	
June	8,888	

QUALITY

	Quantity	Base Number	Contract	AT	Region	England
% of FP17s for the same patient ID Re-attending within 3 months - Children	15	665	2.3%	12.9%	13.3%	12.3%
% of FP17s for the same patient ID Re-attending within 3 months - Adults	506	3,888	13.0%	17.6%	17.3%	16.7%
% of FP17s for the same patient ID Re-attending between 3 & 9 months - Children	342	665	51.4%	56.2%	58.9%	57.6%
% of FP17s for the same patient ID Re-attending between 3 & 9 months - Adults	1,963	3,888	50.5%	49.9%	52.2%	50.1%
% of FP17s for Band 1 Urgent Courses	298	4,471	6.7%	10.4%	9.2%	9.1%
% of FP17s Relating to Free Repair or Replacements	146	4,471	3.3%	0.9%	1.0%	0.8%
% of FP17s Relating to Continuations	13	4,471	0.3%	1.3%	1.4%	1.2%
% of Patients satisfied with the dentistry they have received	6	8	N/A	92.1%	93.1%	92.8%
% of Patients satisfied with the time they had to wait for an appointment	7	8	N/A	88.1%	89.5%	88.7%

* This is based on patients treated on this contract for their most recent course of treatment. Figures in italics indicate the base number of FP17s or Patient Questionnaire responses are less than 100. N/A is shown where the base number of responses is less than 10 during the period. % is calculated as Quantity/Base number*100

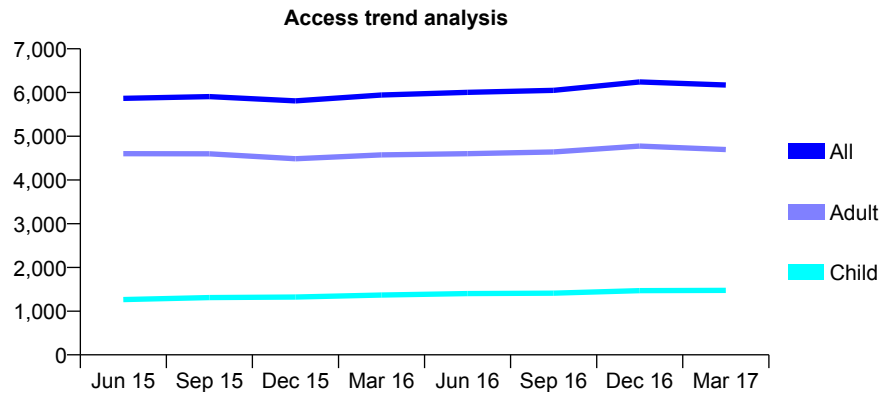
Q46 - Vital Signs At a Glance Contract Report for 146250/0001 - March 2017

Name or company name	MR MOHAMMED AL-HIMDANI
Contract type name	GDS Contract
Purpose of contract	General
Contract start date	01/10/2009
Contract end date	

16/17 Contracted general activity (UDA)	15,065
Carry forward general activity (UDA)	-177
16/17 Contracted orthodontic activity (UOA)	0
Carry forward orthodontic activity (UOA)	0
Baseline contract value	£466,923.57

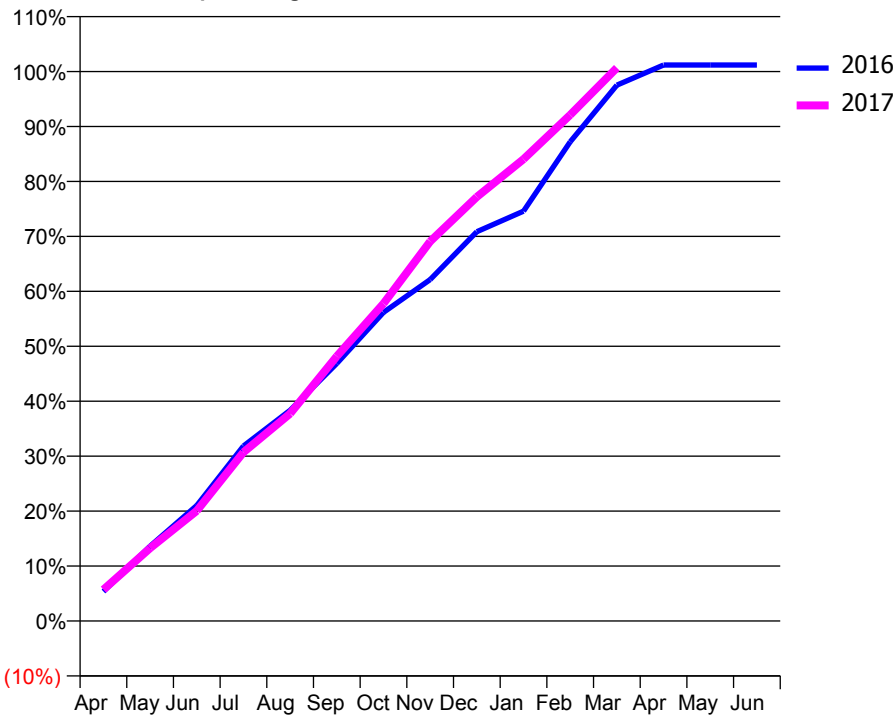
ACCESS*

Patients seen in 24 months	Total	Change since previous quarter
Quarter ending March 2016	5,942	
Quarter ending June 2016	6,003	→
Quarter ending September 2016	6,050	→
Quarter ending December 2016	6,243	↑
Quarter ending March 2017	6,171	↓
Variance since March 2016	3.9%	↑



ACTIVITY

Cumulative percentage of contracted UDA delivered 2016 & 2017



Month	Adjusted Scheduled Activity (UDA)	
	2016	2017
April	809	861
May	2,053	2,000
June	3,168	3,022
July	4,800	4,626
August	5,777	5,687
September	7,060	7,257
October	8,460	8,702
November	9,361	10,406
December	10,672	11,627
January	11,236	12,661
February	13,138	13,876
March	14,692	15,167
April	15,241	
May	15,242	
June	15,242	

QUALITY

	Quantity	Base Number	Contract	AT	Region	England
% of FP17s for the same patient ID Re-attending within 3 months - Children	126	1,838	6.9%	12.9%	13.3%	12.3%
% of FP17s for the same patient ID Re-attending within 3 months - Adults	615	4,882	12.6%	17.6%	17.3%	16.7%
% of FP17s for the same patient ID Re-attending between 3 & 9 months - Children	871	1,838	47.4%	56.2%	58.9%	57.6%
% of FP17s for the same patient ID Re-attending between 3 & 9 months - Adults	1,540	4,882	31.5%	49.9%	52.2%	50.1%
% of FP17s for Band 1 Urgent Courses	661	6,510	10.2%	10.4%	9.2%	9.1%
% of FP17s Relating to Free Repair or Replacements	49	6,510	0.8%	0.9%	1.0%	0.8%
% of FP17s Relating to Continuations	117	6,510	1.8%	1.3%	1.4%	1.2%
% of Patients satisfied with the dentistry they have received	3	4	N/A	92.1%	93.1%	92.8%
% of Patients satisfied with the time they had to wait for an appointment	4	4	N/A	88.1%	89.5%	88.7%

* This is based on patients treated on this contract for their most recent course of treatment. Figures in italics indicate the base number of FP17s or Patient Questionnaire responses are less than 100. N/A is shown where the base number of responses is less than 10 during the period. % is calculated as Quantity/Base number*100

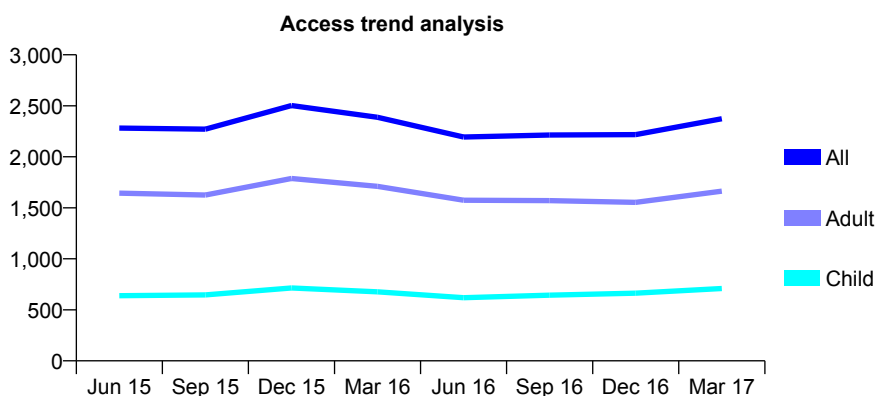
Q46 - Vital Signs At a Glance Contract Report for 148431/0001 - March 2017

Name or company name	Park House Lees
Contract type name	GDS Contract
Purpose of contract	General
Contract start date	01/04/2013
Contract end date	

16/17 Contracted general activity (UDA)	11,410
Carry forward general activity (UDA)	-101
16/17 Contracted orthodontic activity (UOA)	0
Carry forward orthodontic activity (UOA)	0
Baseline contract value	£322,834.63

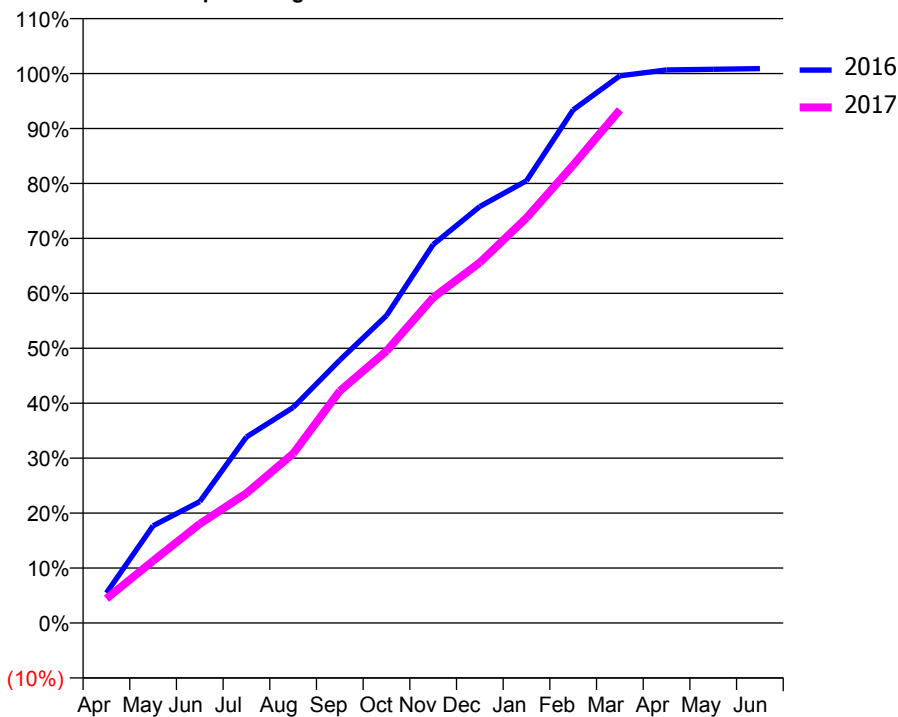
ACCESS*

Patients seen in 24 months	Total	Change since previous quarter
Quarter ending March 2016	2,387	
Quarter ending June 2016	2,194	↓
Quarter ending September 2016	2,214	→
Quarter ending December 2016	2,217	→
Quarter ending March 2017	2,373	↑
Variance since March 2016	(0.6%)	→



ACTIVITY

Cumulative percentage of contracted UDA delivered 2016 & 2017



Month	Adjusted Scheduled Activity (UDA)	
	2016	2017
April	625	506
May	2,020	1,291
June	2,520	2,058
July	3,865	2,695
August	4,476	3,517
September	5,458	4,819
October	6,384	5,647
November	7,859	6,758
December	8,647	7,485
January	9,182	8,414
February	10,656	9,511
March	11,363	10,656
April	11,485	
May	11,498	
June	11,511	

QUALITY

	Quantity	Base Number	Contract	AT	Region	England
% of FP17s for the same patient ID Re-attending within 3 months - Children	129	1,126	11.5%	12.9%	13.3%	12.3%
% of FP17s for the same patient ID Re-attending within 3 months - Adults	329	1,962	16.8%	17.6%	17.3%	16.7%
% of FP17s for the same patient ID Re-attending between 3 & 9 months - Children	580	1,126	51.5%	56.2%	58.9%	57.6%
% of FP17s for the same patient ID Re-attending between 3 & 9 months - Adults	790	1,962	40.3%	49.9%	52.2%	50.1%
% of FP17s for Band 1 Urgent Courses	175	3,051	5.7%	10.4%	9.2%	9.1%
% of FP17s Relating to Free Repair or Replacements	10	3,051	0.3%	0.9%	1.0%	0.8%
% of FP17s Relating to Continuations	75	3,051	2.5%	1.3%	1.4%	1.2%
% of Patients satisfied with the dentistry they have received	0	2	N/A	92.1%	93.1%	92.8%
% of Patients satisfied with the time they had to wait for an appointment	0	2	N/A	88.1%	89.5%	88.7%

* This is based on patients treated on this contract for their most recent course of treatment. Figures in italics indicate the base number of FP17s or Patient Questionnaire responses are less than 100. N/A is shown where the base number of responses is less than 10 during the period. % is calculated as Quantity/Base number*100

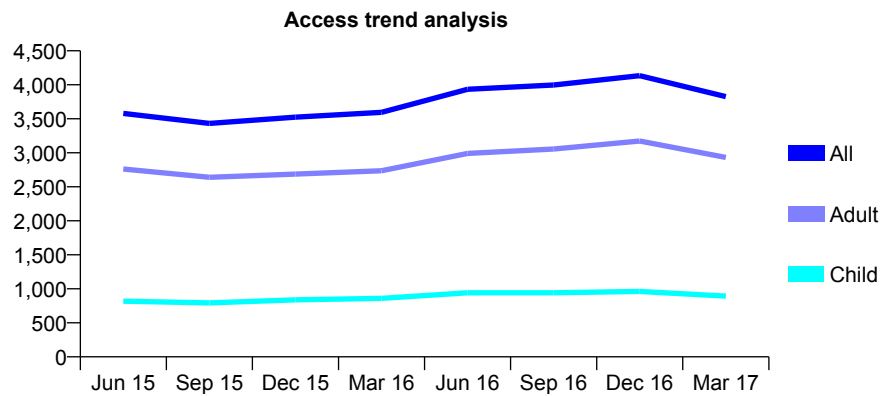
Q46 - Vital Signs At a Glance Contract Report for 149357/0001 - March 2017

Name or company name	DHS Dental Practices Limited
Contract type name	GDS Contract
Purpose of contract	General
Contract start date	01/11/2010
Contract end date	

16/17 Contracted general activity (UDA)	10,000
Carry forward general activity (UDA)	0
16/17 Contracted orthodontic activity (UOA)	0
Carry forward orthodontic activity (UOA)	0
Baseline contract value	£297,618.75

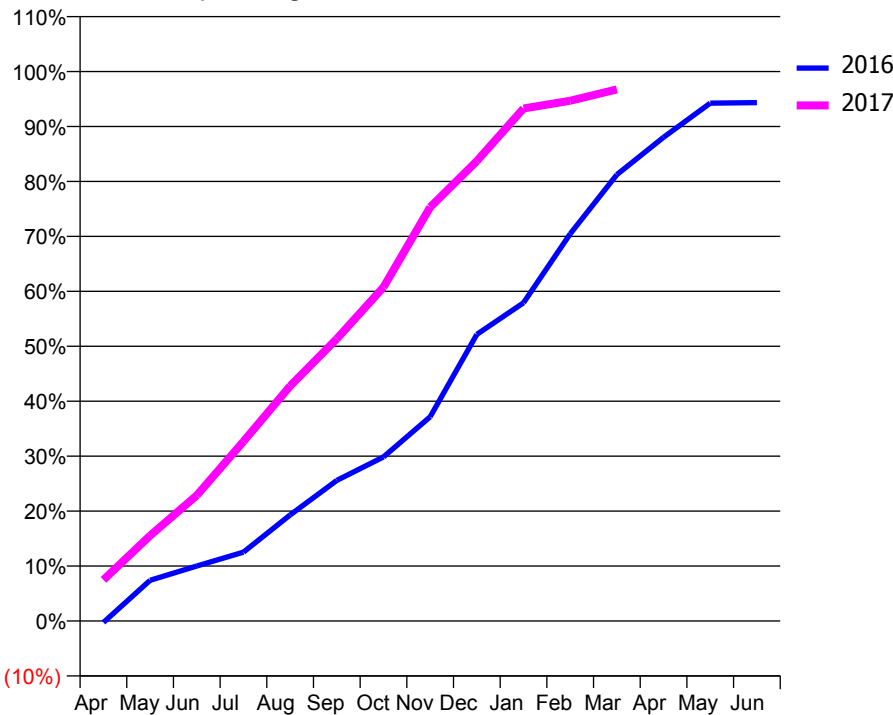
ACCESS*

Patients seen in 24 months	Total	Change since previous quarter
Quarter ending March 2016	3,595	
Quarter ending June 2016	3,935	↑
Quarter ending September 2016	3,998	→
Quarter ending December 2016	4,135	↑
Quarter ending March 2017	3,826	↓
Variance since March 2016	6.4%	↑



ACTIVITY

Cumulative percentage of contracted UDA delivered 2016 & 2017



Month	Adjusted Scheduled Activity (UDA)	
	2016	2017
April	-28	748
May	742	1,554
June	1,001	2,288
July	1,253	3,266
August	1,931	4,276
September	2,558	5,136
October	2,986	6,075
November	3,716	7,531
December	5,216	8,371
January	5,791	9,327
February	7,046	9,468
March	8,122	9,675
April	8,803	
May	9,425	
June	9,434	

QUALITY

	Quantity	Base Number	Contract	AT	Region	England
% of FP17s for the same patient ID Re-attending within 3 months - Children	54	1,068	5.1%	12.9%	13.3%	12.3%
% of FP17s for the same patient ID Re-attending within 3 months - Adults	462	3,408	13.6%	17.6%	17.3%	16.7%
% of FP17s for the same patient ID Re-attending between 3 & 9 months - Children	457	1,068	42.8%	56.2%	58.9%	57.6%
% of FP17s for the same patient ID Re-attending between 3 & 9 months - Adults	1,165	3,408	34.2%	49.9%	52.2%	50.1%
% of FP17s for Band 1 Urgent Courses	369	3,975	9.3%	10.4%	9.2%	9.1%
% of FP17s Relating to Free Repair or Replacements	8	3,975	0.2%	0.9%	1.0%	0.8%
% of FP17s Relating to Continuations	70	3,975	1.8%	1.3%	1.4%	1.2%
% of Patients satisfied with the dentistry they have received	6	8	N/A	92.1%	93.1%	92.8%
% of Patients satisfied with the time they had to wait for an appointment	7	8	N/A	88.1%	89.5%	88.7%

* This is based on patients treated on this contract for their most recent course of treatment. Figures in italics indicate the base number of FP17s or Patient Questionnaire responses are less than 100. N/A is shown where the base number of responses is less than 10 during the period. % is calculated as Quantity/Base number*100

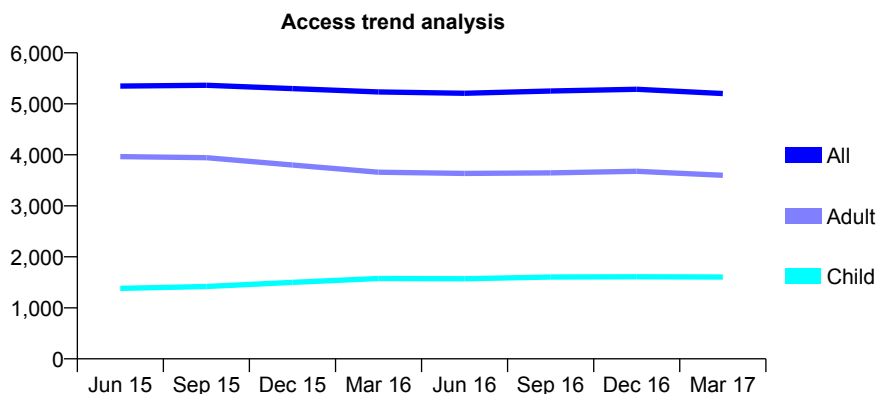
Q46 - Vital Signs At a Glance Contract Report for 150177/0001 - March 2017

Name or company name	G & L Askins Ltd
Contract type name	GDS Contract
Purpose of contract	General
Contract start date	06/12/2010
Contract end date	

16/17 Contracted general activity (UDA)	16,498
Carry forward general activity (UDA)	308
16/17 Contracted orthodontic activity (UOA)	0
Carry forward orthodontic activity (UOA)	0
Baseline contract value	£405,285.23

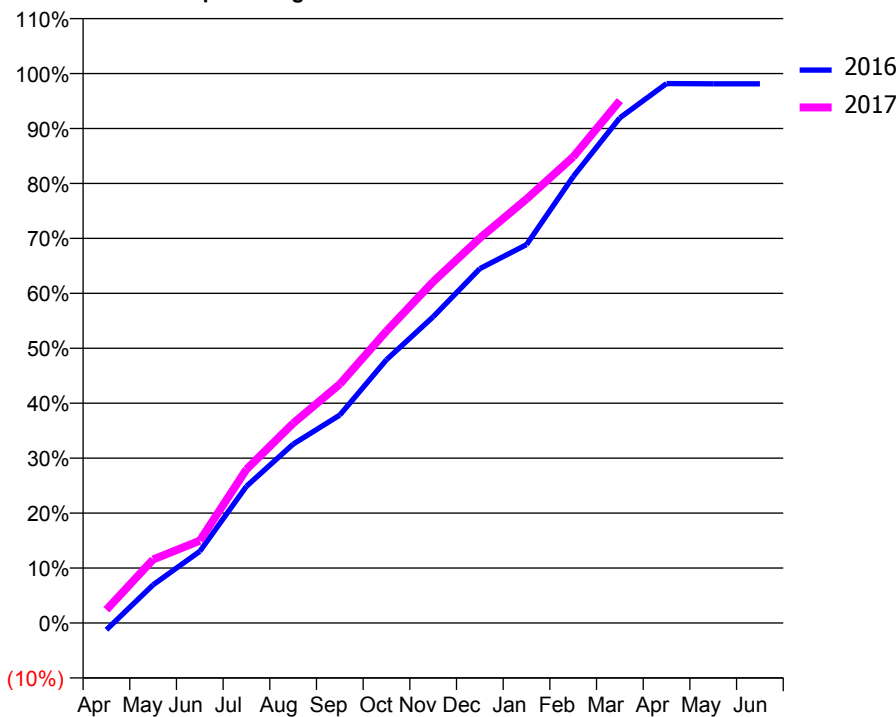
ACCESS*

Patients seen in 24 months	Total	Change since previous quarter
Quarter ending March 2016	5,233	
Quarter ending June 2016	5,206	→
Quarter ending September 2016	5,251	→
Quarter ending December 2016	5,286	→
Quarter ending March 2017	5,202	↓
Variance since March 2016	(0.6%)	→



ACTIVITY

Cumulative percentage of contracted UDA delivered 2016 & 2017



Month	Adjusted Scheduled Activity (UDA)	
	2016	2017
April	-206	397
May	1,147	1,906
June	2,154	2,470
July	4,106	4,616
August	5,372	5,995
September	6,244	7,172
October	7,905	8,766
November	9,194	10,249
December	10,638	11,558
January	11,359	12,729
February	13,400	13,996
March	15,169	15,685
April	16,195	
May	16,189	
June	16,190	

QUALITY

	Quantity	Base Number	Contract	AT	Region	England
% of FP17s for the same patient ID Re-attending within 3 months - Children	144	2,427	5.9%	12.9%	13.3%	12.3%
% of FP17s for the same patient ID Re-attending within 3 months - Adults	910	5,624	16.2%	17.6%	17.3%	16.7%
% of FP17s for the same patient ID Re-attending between 3 & 9 months - Children	1,509	2,427	62.2%	56.2%	58.9%	57.6%
% of FP17s for the same patient ID Re-attending between 3 & 9 months - Adults	3,226	5,624	57.4%	49.9%	52.2%	50.1%
% of FP17s for Band 1 Urgent Courses	492	7,620	6.5%	10.4%	9.2%	9.1%
% of FP17s Relating to Free Repair or Replacements	83	7,620	1.1%	0.9%	1.0%	0.8%
% of FP17s Relating to Continuations	49	7,620	0.6%	1.3%	1.4%	1.2%
% of Patients satisfied with the dentistry they have received	6	6	N/A	92.1%	93.1%	92.8%
% of Patients satisfied with the time they had to wait for an appointment	6	6	N/A	88.1%	89.5%	88.7%

* This is based on patients treated on this contract for their most recent course of treatment. Figures in italics indicate the base number of FP17s or Patient Questionnaire responses are less than 100. N/A is shown where the base number of responses is less than 10 during the period. % is calculated as Quantity/Base number*100

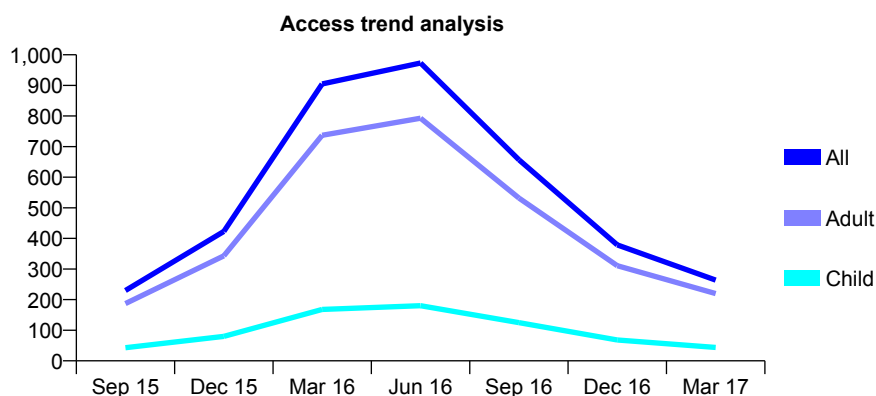
Q46 - Vital Signs At a Glance Contract Report for 150509/0001 - March 2017

Name or company name	MR IG HUGHES
Contract type name	GDS Contract
Purpose of contract	General
Contract start date	03/08/2015
Contract end date	30/06/2016

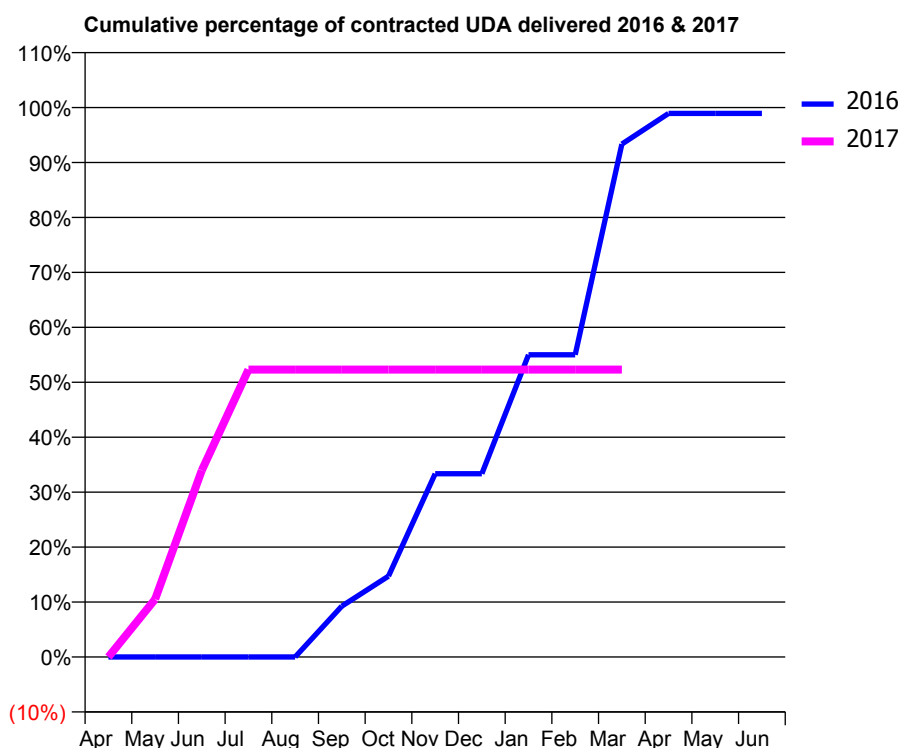
16/17 Contracted general activity (UDA)	826
Carry forward general activity (UDA)	0
16/17 Contracted orthodontic activity (UOA)	0
Carry forward orthodontic activity (UOA)	0
Baseline contract value	£22,948.01

ACCESS*

Patients seen in 24 months	Total	Change since previous quarter
Quarter ending March 2016	905	
Quarter ending June 2016	973	↑
Quarter ending September 2016	657	↓
Quarter ending December 2016	379	↓
Quarter ending March 2017	264	↓
Variance since March 2016	(70.8%)	↓



ACTIVITY



Month	Adjusted Scheduled Activity (UDA)	
	2016	2017
April	0	0
May	0	87
June	0	281
July	0	432
August	0	432
September	202	432
October	321	432
November	728	432
December	728	432
January	1,200	432
February	1,200	432
March	2,037	432
April	2,158	
May	2,158	
June	2,158	

QUALITY

	Quantity	Base Number	Contract	AT	Region	England
% of FP17s for the same patient ID Re-attending within 3 months - Children	1	51	2.0%	12.9%	13.3%	12.3%
% of FP17s for the same patient ID Re-attending within 3 months - Adults	29	252	11.5%	17.6%	17.3%	16.7%
% of FP17s for the same patient ID Re-attending between 3 & 9 months - Children	22	51	43.1%	56.2%	58.9%	57.6%
% of FP17s for the same patient ID Re-attending between 3 & 9 months - Adults	118	252	46.8%	49.9%	52.2%	50.1%
% of FP17s for Band 1 Urgent Courses	25	244	10.2%	10.4%	9.2%	9.1%
% of FP17s Relating to Free Repair or Replacements	1	244	0.4%	0.9%	1.0%	0.8%
% of FP17s Relating to Continuations	5	244	2.0%	1.3%	1.4%	1.2%
% of Patients satisfied with the dentistry they have received	1	1	N/A	92.1%	93.1%	92.8%
% of Patients satisfied with the time they had to wait for an appointment	1	1	N/A	88.1%	89.5%	88.7%

* This is based on patients treated on this contract for their most recent course of treatment. Figures in italics indicate the base number of FP17s or Patient Questionnaire responses are less than 100. N/A is shown where the base number of responses is less than 10 during the period. % is calculated as Quantity/Base number*100

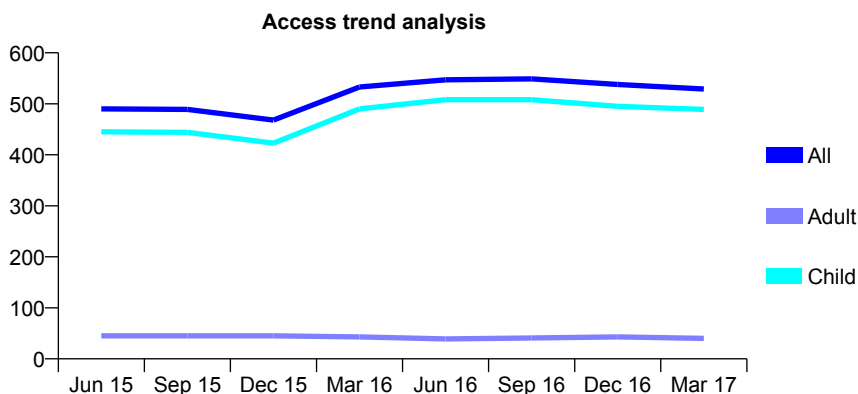
Q46 - Vital Signs At a Glance Contract Report for 150657/0001 - March 2017

Name or company name	Harwood Dental Care
Contract type name	GDS Contract
Purpose of contract	General
Contract start date	01/09/2013
Contract end date	

16/17 Contracted general activity (UDA)	1,100
Carry forward general activity (UDA)	-21
16/17 Contracted orthodontic activity (UOA)	0
Carry forward orthodontic activity (UOA)	0
Baseline contract value	£19,945.86

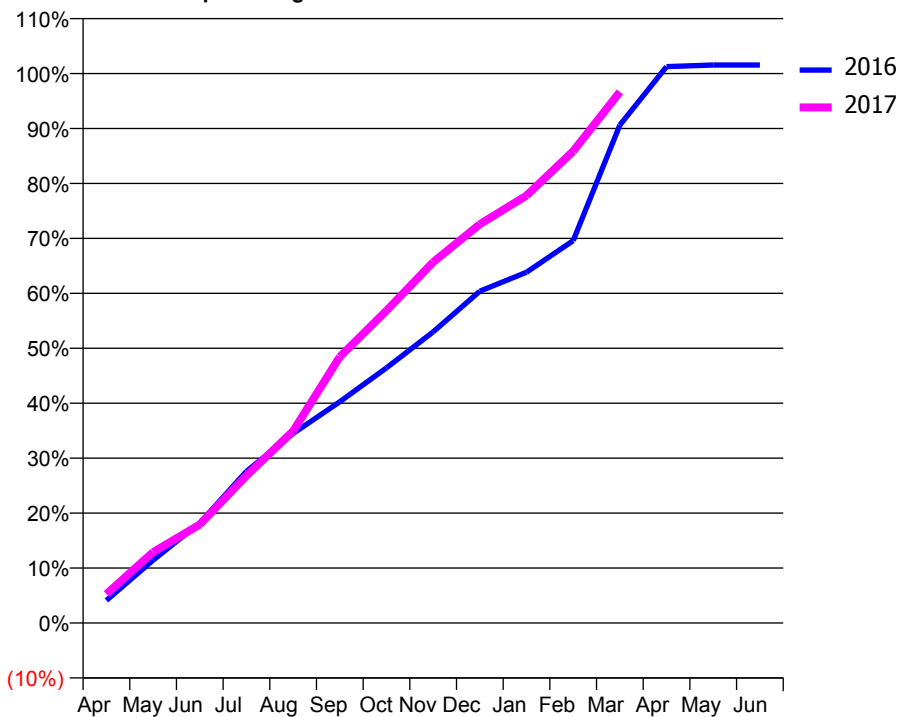
ACCESS*

Patients seen in 24 months	Total	Change since previous quarter
Quarter ending March 2016	533	
Quarter ending June 2016	547	↑
Quarter ending September 2016	549	→
Quarter ending December 2016	538	↓
Quarter ending March 2017	529	↓
Variance since March 2016	(0.8%)	→



ACTIVITY

Cumulative percentage of contracted UDA delivered 2016 & 2017



Month	Adjusted Scheduled Activity (UDA)	
	2016	2017
April	53	58
May	149	142
June	237	197
July	359	295
August	448	384
September	524	533
October	604	625
November	689	722
December	785	798
January	830	856
February	905	945
March	1,178	1,063
April	1,316	
May	1,320	
June	1,320	

QUALITY

	Quantity	Base Number	Contract	AT	Region	England
% of FP17s for the same patient ID Re-attending within 3 months - Children	56	862	6.5%	12.9%	13.3%	12.3%
% of FP17s for the same patient ID Re-attending within 3 months - Adults	7	27	25.9%	17.6%	17.3%	16.7%
% of FP17s for the same patient ID Re-attending between 3 & 9 months - Children	643	862	74.6%	56.2%	58.9%	57.6%
% of FP17s for the same patient ID Re-attending between 3 & 9 months - Adults	13	27	48.1%	49.9%	52.2%	50.1%
% of FP17s for Band 1 Urgent Courses	40	810	4.9%	10.4%	9.2%	9.1%
% of FP17s Relating to Free Repair or Replacements	1	810	0.1%	0.9%	1.0%	0.8%
% of FP17s Relating to Continuations	0	810	0.0%	1.3%	1.4%	1.2%
% of Patients satisfied with the dentistry they have received	1	1	N/A	92.1%	93.1%	92.8%
% of Patients satisfied with the time they had to wait for an appointment	1	1	N/A	88.1%	89.5%	88.7%

* This is based on patients treated on this contract for their most recent course of treatment. Figures in italics indicate the base number of FP17s or Patient Questionnaire responses are less than 100. N/A is shown where the base number of responses is less than 10 during the period. % is calculated as Quantity/Base number*100

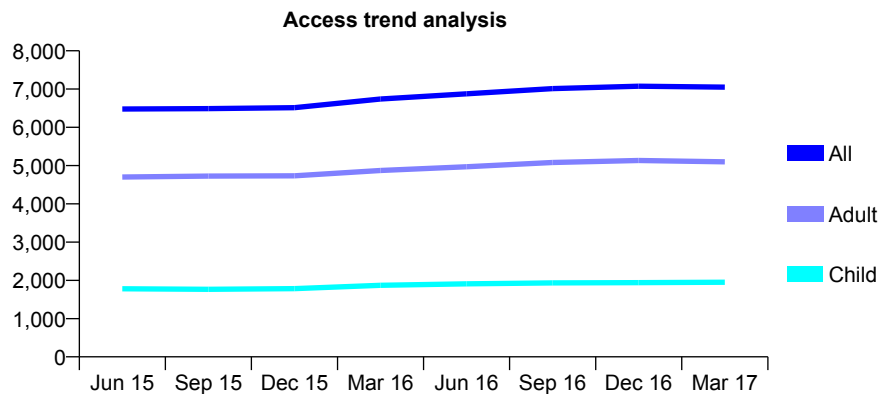
Q46 - Vital Signs At a Glance Contract Report for 151106/0001 - March 2017

Name or company name	Langley Dental Practice Ltd
Contract type name	GDS Contract
Purpose of contract	General
Contract start date	01/04/2008
Contract end date	

16/17 Contracted general activity (UDA)	20,092
Carry forward general activity (UDA)	263
16/17 Contracted orthodontic activity (UOA)	0
Carry forward orthodontic activity (UOA)	0
Baseline contract value	£564,337.72

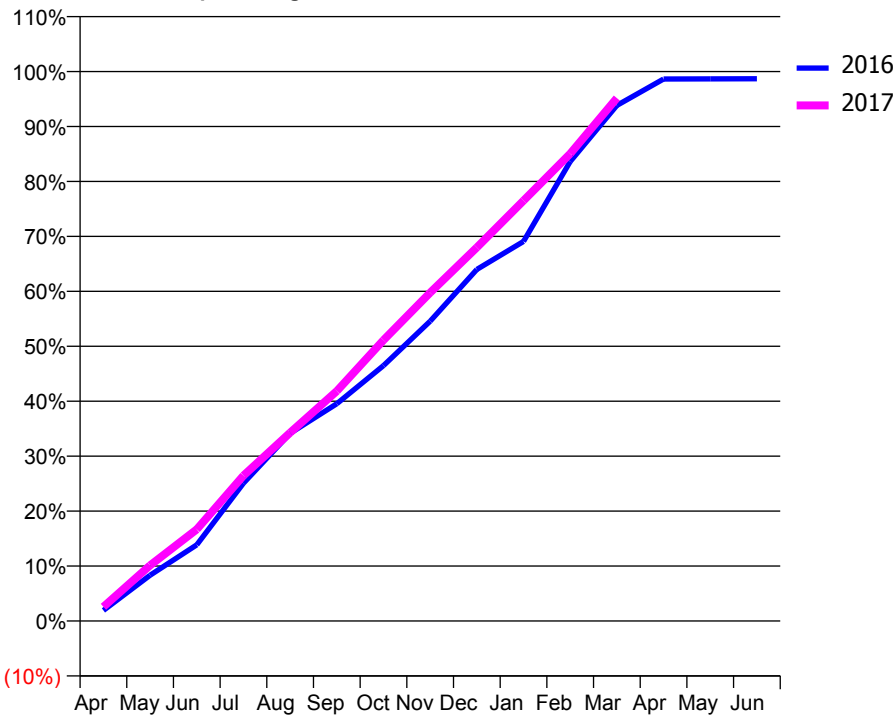
ACCESS*

Patients seen in 24 months	Total	Change since previous quarter
Quarter ending March 2016	6,740	
Quarter ending June 2016	6,876	↑
Quarter ending September 2016	7,013	→
Quarter ending December 2016	7,073	→
Quarter ending March 2017	7,051	→
Variance since March 2016	4.6%	↑



ACTIVITY

Cumulative percentage of contracted UDA delivered 2016 & 2017



Month	Adjusted Scheduled Activity (UDA)	
	2016	2017
April	386	520
May	1,676	2,036
June	2,785	3,352
July	5,037	5,316
August	6,864	6,887
September	7,945	8,411
October	9,337	10,270
November	10,961	12,008
December	12,854	13,660
January	13,880	15,370
February	16,801	17,085
March	18,854	19,120
April	19,819	
May	19,825	
June	19,829	

QUALITY

	Quantity	Base Number	Contract	AT	Region	England
% of FP17s for the same patient ID Re-attending within 3 months - Children	398	3,173	12.5%	12.9%	13.3%	12.3%
% of FP17s for the same patient ID Re-attending within 3 months - Adults	1,294	7,721	16.8%	17.6%	17.3%	16.7%
% of FP17s for the same patient ID Re-attending between 3 & 9 months - Children	1,926	3,173	60.7%	56.2%	58.9%	57.6%
% of FP17s for the same patient ID Re-attending between 3 & 9 months - Adults	4,434	7,721	57.4%	49.9%	52.2%	50.1%
% of FP17s for Band 1 Urgent Courses	821	9,713	8.5%	10.4%	9.2%	9.1%
% of FP17s Relating to Free Repair or Replacements	97	9,713	1.0%	0.9%	1.0%	0.8%
% of FP17s Relating to Continuations	79	9,713	0.8%	1.3%	1.4%	1.2%
% of Patients satisfied with the dentistry they have received	7	8	N/A	92.1%	93.1%	92.8%
% of Patients satisfied with the time they had to wait for an appointment	7	8	N/A	88.1%	89.5%	88.7%

* This is based on patients treated on this contract for their most recent course of treatment. Figures in italics indicate the base number of FP17s or Patient Questionnaire responses are less than 100. N/A is shown where the base number of responses is less than 10 during the period. % is calculated as Quantity/Base number*100

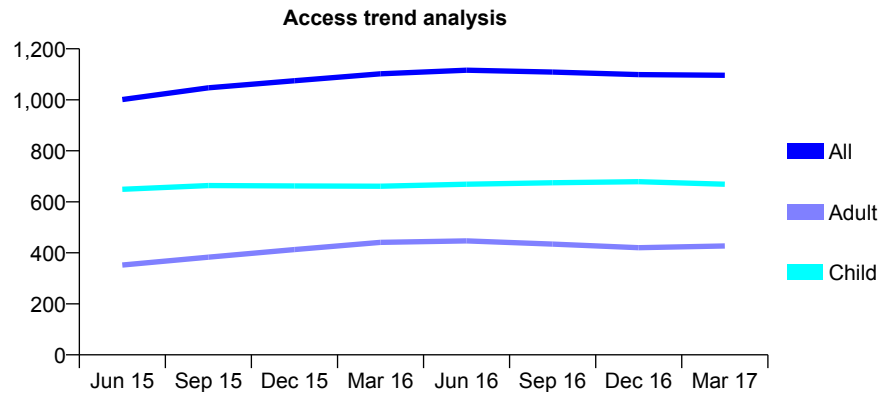
Q46 - Vital Signs At a Glance Contract Report for 151262/0001 - March 2017

Name or company name	The Cottage Dental Practice
Contract type name	GDS Contract
Purpose of contract	General
Contract start date	01/05/2014
Contract end date	

16/17 Contracted general activity (UDA)	3,600
Carry forward general activity (UDA)	0
16/17 Contracted orthodontic activity (UOA)	0
Carry forward orthodontic activity (UOA)	0
Baseline contract value	£90,587.05

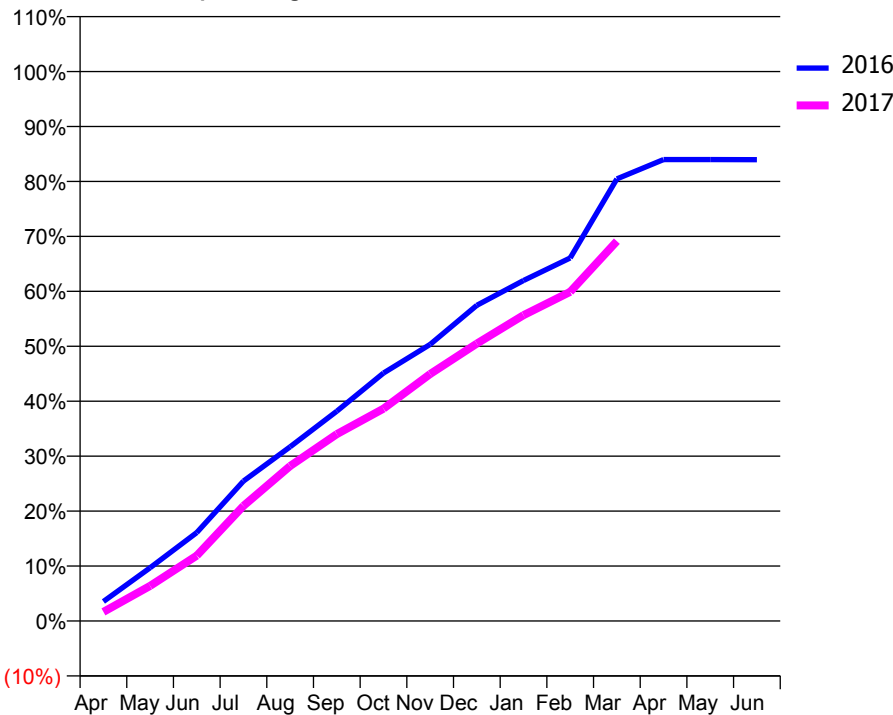
ACCESS*

Patients seen in 24 months	Total	Change since previous quarter
Quarter ending March 2016	1,102	
Quarter ending June 2016	1,116	→
Quarter ending September 2016	1,109	→
Quarter ending December 2016	1,099	→
Quarter ending March 2017	1,096	→
Variance since March 2016	(0.5%)	→



ACTIVITY

Cumulative percentage of contracted UDA delivered 2016 & 2017



Month	Adjusted Scheduled Activity (UDA)	
	2016	2017
April	128	60
May	349	230
June	580	428
July	917	754
August	1,142	1,015
September	1,374	1,225
October	1,625	1,391
November	1,812	1,618
December	2,068	1,817
January	2,231	2,003
February	2,378	2,157
March	2,896	2,488
April	3,023	
May	3,023	
June	3,022	

QUALITY

	Quantity	Base Number	Contract	AT	Region	England
% of FP17s for the same patient ID Re-attending within 3 months - Children	87	1,162	7.5%	12.9%	13.3%	12.3%
% of FP17s for the same patient ID Re-attending within 3 months - Adults	42	464	9.1%	17.6%	17.3%	16.7%
% of FP17s for the same patient ID Re-attending between 3 & 9 months - Children	844	1,162	72.6%	56.2%	58.9%	57.6%
% of FP17s for the same patient ID Re-attending between 3 & 9 months - Adults	294	464	63.4%	49.9%	52.2%	50.1%
% of FP17s for Band 1 Urgent Courses	37	1,554	2.4%	10.4%	9.2%	9.1%
% of FP17s Relating to Free Repair or Replacements	0	1,554	0.0%	0.9%	1.0%	0.8%
% of FP17s Relating to Continuations	24	1,554	1.5%	1.3%	1.4%	1.2%
% of Patients satisfied with the dentistry they have received	3	3	N/A	92.1%	93.1%	92.8%
% of Patients satisfied with the time they had to wait for an appointment	3	3	N/A	88.1%	89.5%	88.7%

* This is based on patients treated on this contract for their most recent course of treatment. Figures in italics indicate the base number of FP17s or Patient Questionnaire responses are less than 100. N/A is shown where the base number of responses is less than 10 during the period. % is calculated as Quantity/Base number*100

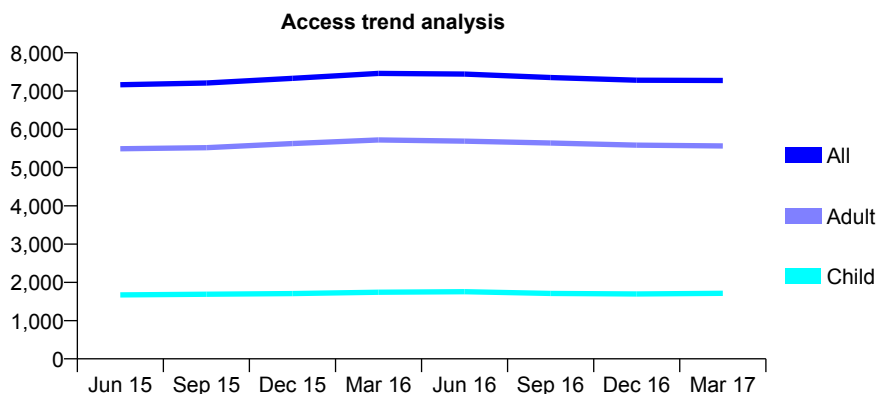
Q46 - Vital Signs At a Glance Contract Report for 151882/0001 - March 2017

Name or company name	IDH 450 Limited
Contract type name	GDS Contract
Purpose of contract	General
Contract start date	01/10/2008
Contract end date	

16/17 Contracted general activity (UDA)	25,069
Carry forward general activity (UDA)	919
16/17 Contracted orthodontic activity (UOA)	0
Carry forward orthodontic activity (UOA)	0
Baseline contract value	£778,173.41

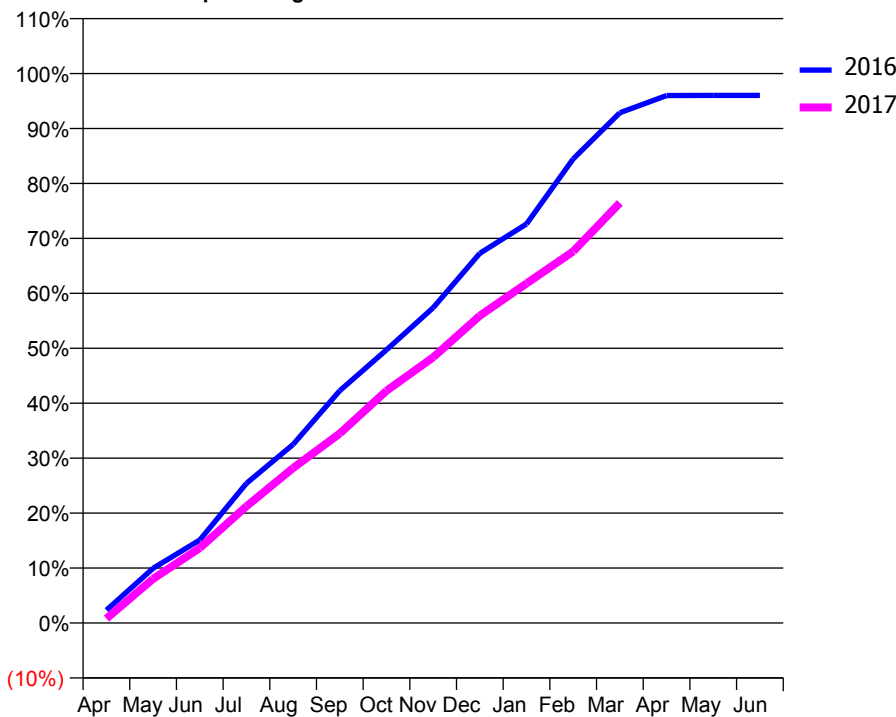
ACCESS*

Patients seen in 24 months	Total	Change since previous quarter
Quarter ending March 2016	7,463	
Quarter ending June 2016	7,445	→
Quarter ending September 2016	7,352	↓
Quarter ending December 2016	7,282	→
Quarter ending March 2017	7,277	→
Variance since March 2016	(2.5%)	↓



ACTIVITY

Cumulative percentage of contracted UDA delivered 2016 & 2017



QUALITY

	Quantity	Base Number	Contract	AT	Region	England
% of FP17s for the same patient ID Re-attending within 3 months - Children	181	2,229	8.1%	12.9%	13.3%	12.3%
% of FP17s for the same patient ID Re-attending within 3 months - Adults	836	7,138	11.7%	17.6%	17.3%	16.7%
% of FP17s for the same patient ID Re-attending between 3 & 9 months - Children	1,153	2,229	51.7%	56.2%	58.9%	57.6%
% of FP17s for the same patient ID Re-attending between 3 & 9 months - Adults	3,861	7,138	54.1%	49.9%	52.2%	50.1%
% of FP17s for Band 1 Urgent Courses	553	9,084	6.1%	10.4%	9.2%	9.1%
% of FP17s Relating to Free Repair or Replacements	92	9,084	1.0%	0.9%	1.0%	0.8%
% of FP17s Relating to Continuations	154	9,084	1.7%	1.3%	1.4%	1.2%
% of Patients satisfied with the dentistry they have received	3	5	N/A	92.1%	93.1%	92.8%
% of Patients satisfied with the time they had to wait for an appointment	3	5	N/A	88.1%	89.5%	88.7%

* This is based on patients treated on this contract for their most recent course of treatment. Figures in italics indicate the base number of FP17s or Patient Questionnaire responses are less than 100. N/A is shown where the base number of responses is less than 10 during the period. % is calculated as Quantity/Base number*100

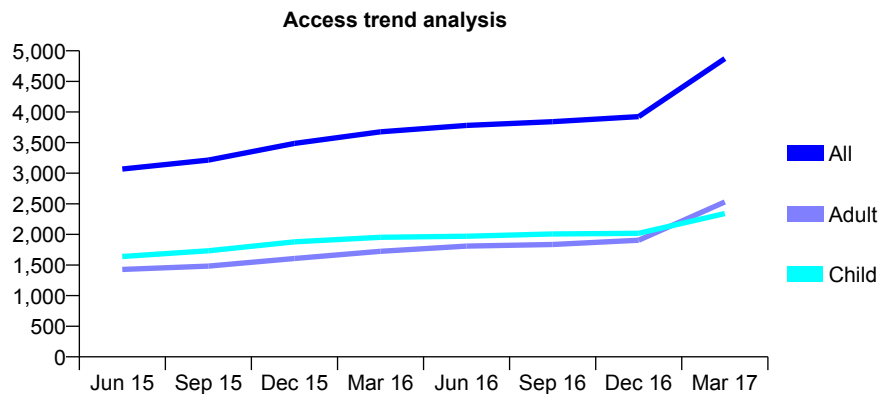
Q46 - Vital Signs At a Glance Contract Report for 152196/0001 - March 2017

Name or company name	Ahmad and Saleem Partners Ltd
Contract type name	GDS Contract
Purpose of contract	General
Contract start date	01/08/2014
Contract end date	

16/17 Contracted general activity (UDA)	11,991
Carry forward general activity (UDA)	91
16/17 Contracted orthodontic activity (UOA)	0
Carry forward orthodontic activity (UOA)	0
Baseline contract value	£488,938.29

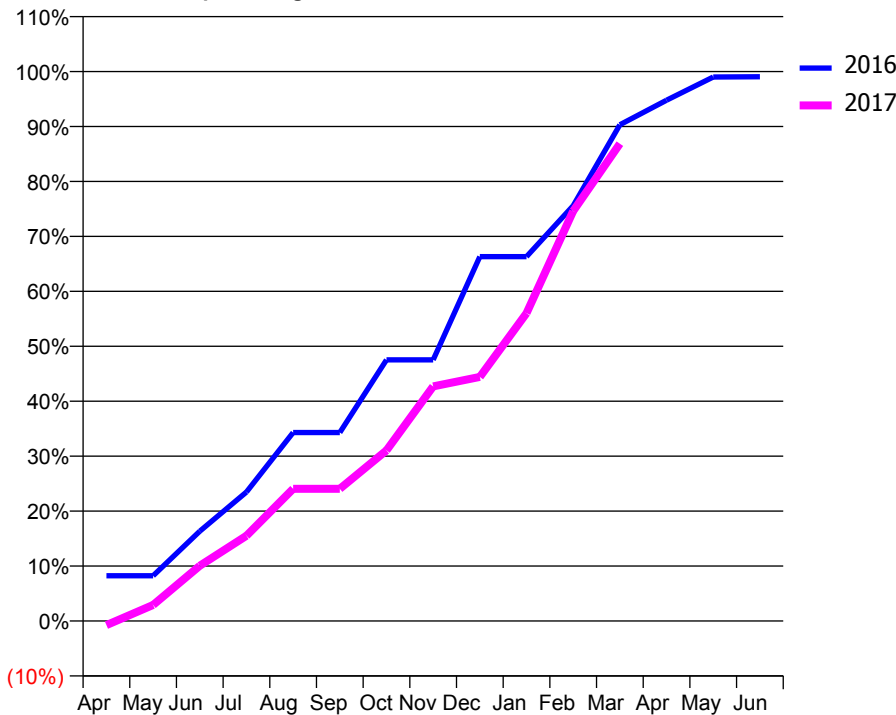
ACCESS*

Patients seen in 24 months	Total	Change since previous quarter
Quarter ending March 2016	3,677	
Quarter ending June 2016	3,780	↑
Quarter ending September 2016	3,842	→
Quarter ending December 2016	3,924	↑
Quarter ending March 2017	4,872	↑
Variance since March 2016	32.5%	↑



ACTIVITY

Cumulative percentage of contracted UDA delivered 2016 & 2017



Month	Adjusted Scheduled Activity (UDA)	
	2016	2017
April	778	-91
May	778	352
June	1,545	1,205
July	2,219	1,860
August	3,245	2,884
September	3,245	2,884
October	4,493	3,725
November	4,493	5,120
December	6,271	5,326
January	6,271	6,716
February	7,147	8,945
March	8,539	10,417
April	8,962	
May	9,361	
June	9,365	

QUALITY

	Quantity	Base Number	Contract	AT	Region	England
% of FP17s for the same patient ID Re-attending within 3 months - Children	325	3,799	8.6%	12.9%	13.3%	12.3%
% of FP17s for the same patient ID Re-attending within 3 months - Adults	582	3,687	15.8%	17.6%	17.3%	16.7%
% of FP17s for the same patient ID Re-attending between 3 & 9 months - Children	2,320	3,799	61.1%	56.2%	58.9%	57.6%
% of FP17s for the same patient ID Re-attending between 3 & 9 months - Adults	1,724	3,687	46.8%	49.9%	52.2%	50.1%
% of FP17s for Band 1 Urgent Courses	436	5,909	7.4%	10.4%	9.2%	9.1%
% of FP17s Relating to Free Repair or Replacements	15	5,909	0.3%	0.9%	1.0%	0.8%
% of FP17s Relating to Continuations	58	5,909	1.0%	1.3%	1.4%	1.2%
% of Patients satisfied with the dentistry they have received	1	1	N/A	92.1%	93.1%	92.8%
% of Patients satisfied with the time they had to wait for an appointment	1	1	N/A	88.1%	89.5%	88.7%

* This is based on patients treated on this contract for their most recent course of treatment. Figures in italics indicate the base number of FP17s or Patient Questionnaire responses are less than 100. N/A is shown where the base number of responses is less than 10 during the period. % is calculated as Quantity/Base number*100

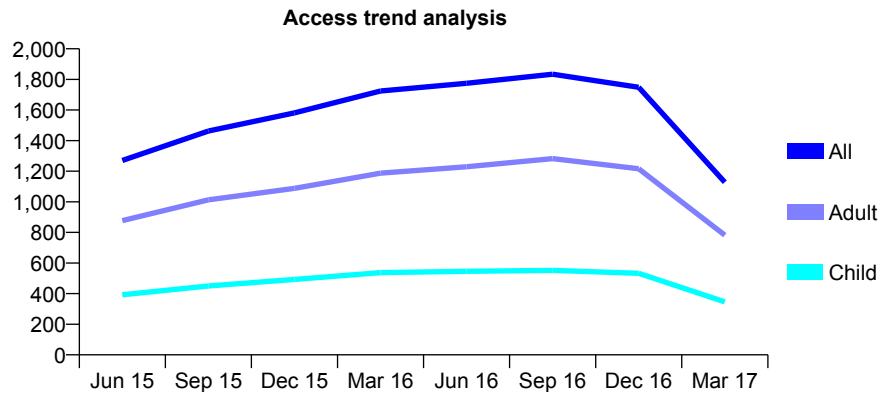
Q46 - Vital Signs At a Glance Contract Report for 152196/0002 - March 2017

Name or company name	Ahmad and Saleem Partners Ltd
Contract type name	GDS Contract
Purpose of contract	General
Contract start date	01/08/2014
Contract end date	30/11/2016

16/17 Contracted general activity (UDA)	4,468
Carry forward general activity (UDA)	-101
16/17 Contracted orthodontic activity (UOA)	0
Carry forward orthodontic activity (UOA)	0
Baseline contract value	£119,804.21

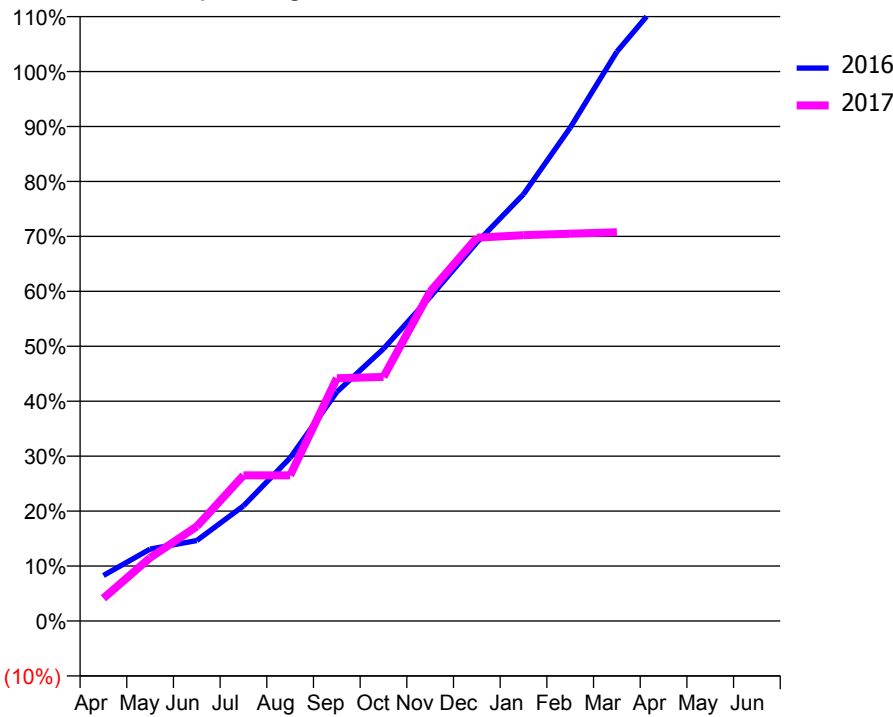
ACCESS*

Patients seen in 24 months	Total	Change since previous quarter
Quarter ending March 2016	1,724	
Quarter ending June 2016	1,775	↑
Quarter ending September 2016	1,834	↑
Quarter ending December 2016	1,749	↓
Quarter ending March 2017	1,128	↓
Variance since March 2016	(34.6%)	↓



ACTIVITY

Cumulative percentage of contracted UDA delivered 2016 & 2017



Month	Adjusted Scheduled Activity (UDA)	
	2016	2017
April	416	185
May	657	514
June	736	769
July	1,053	1,184
August	1,493	1,184
September	2,094	1,974
October	2,489	1,985
November	2,964	2,679
December	3,461	3,116
January	3,903	3,137
February	4,512	3,149
March	5,208	3,161
April	5,711	
May	5,702	
June	5,702	

QUALITY

	Quantity	Base Number	Contract	AT	Region	England
% of FP17s for the same patient ID Re-attending within 3 months - Children	44	548	8.0%	12.9%	13.3%	12.3%
% of FP17s for the same patient ID Re-attending within 3 months - Adults	221	1,426	15.5%	17.6%	17.3%	16.7%
% of FP17s for the same patient ID Re-attending between 3 & 9 months - Children	318	548	58.0%	56.2%	58.9%	57.6%
% of FP17s for the same patient ID Re-attending between 3 & 9 months - Adults	769	1,426	53.9%	49.9%	52.2%	50.1%
% of FP17s for Band 1 Urgent Courses	92	1,351	6.8%	10.4%	9.2%	9.1%
% of FP17s Relating to Free Repair or Replacements	1	1,351	0.1%	0.9%	1.0%	0.8%
% of FP17s Relating to Continuations	32	1,351	2.4%	1.3%	1.4%	1.2%
% of Patients satisfied with the dentistry they have received	1	1	N/A	92.1%	93.1%	92.8%
% of Patients satisfied with the time they had to wait for an appointment	1	1	N/A	88.1%	89.5%	88.7%

* This is based on patients treated on this contract for their most recent course of treatment. Figures in italics indicate the base number of FP17s or Patient Questionnaire responses are less than 100. N/A is shown where the base number of responses is less than 10 during the period. % is calculated as Quantity/Base number*100

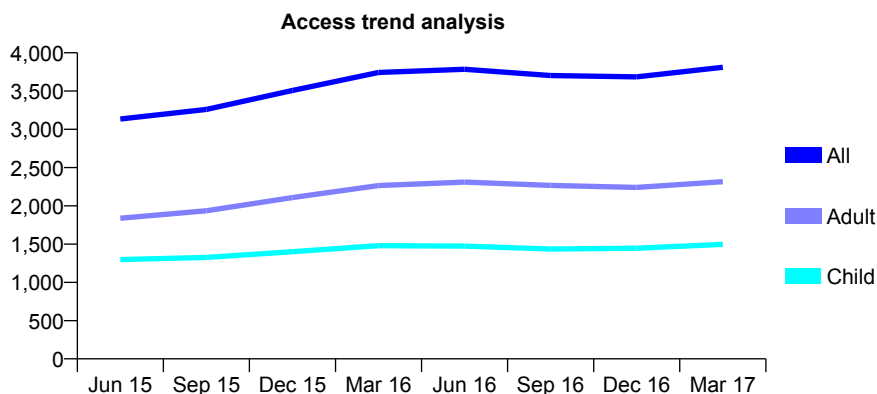
Q46 - Vital Signs At a Glance Contract Report for 152196/0003 - March 2017

Name or company name	Ahmad and Saleem Partners Ltd
Contract type name	GDS Contract
Purpose of contract	General
Contract start date	01/08/2014
Contract end date	

16/17 Contracted general activity (UDA)	12,721
Carry forward general activity (UDA)	-244
16/17 Contracted orthodontic activity (UOA)	0
Carry forward orthodontic activity (UOA)	0
Baseline contract value	£314,478.86

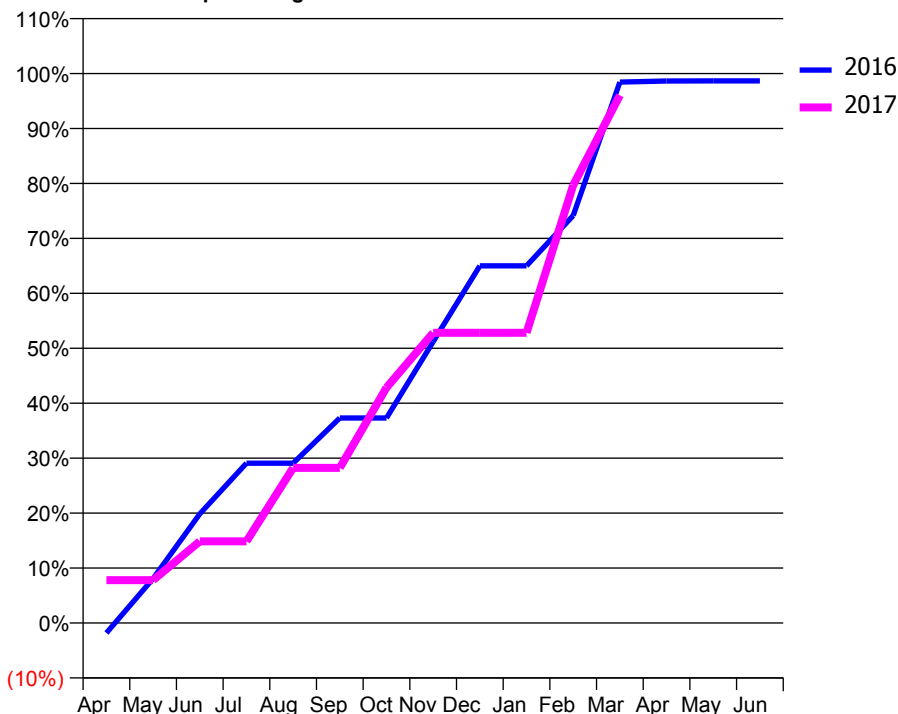
ACCESS*

Patients seen in 24 months	Total	Change since previous quarter
Quarter ending March 2016	3,743	
Quarter ending June 2016	3,785	→
Quarter ending September 2016	3,702	↓
Quarter ending December 2016	3,686	→
Quarter ending March 2017	3,811	↑
Variance since March 2016	1.8%	→



ACTIVITY

Cumulative percentage of contracted UDA delivered 2016 & 2017



Month	Adjusted Scheduled Activity (UDA)	
	2016	2017
April	-224	991
May	988	991
June	2,422	1,891
July	3,546	1,891
August	3,546	3,592
September	4,549	3,592
October	4,549	5,449
November	6,240	6,720
December	7,924	6,720
January	7,924	6,720
February	9,041	10,137
March	12,001	12,216
April	12,025	
May	12,027	
June	12,027	

QUALITY

	Quantity	Base Number	Contract	AT	Region	England
% of FP17s for the same patient ID Re-attending within 3 months - Children	169	2,465	6.9%	12.9%	13.3%	12.3%
% of FP17s for the same patient ID Re-attending within 3 months - Adults	554	3,437	16.1%	17.6%	17.3%	16.7%
% of FP17s for the same patient ID Re-attending between 3 & 9 months - Children	1,526	2,465	61.9%	56.2%	58.9%	57.6%
% of FP17s for the same patient ID Re-attending between 3 & 9 months - Adults	1,827	3,437	53.2%	49.9%	52.2%	50.1%
% of FP17s for Band 1 Urgent Courses	587	5,879	10.0%	10.4%	9.2%	9.1%
% of FP17s Relating to Free Repair or Replacements	8	5,879	0.1%	0.9%	1.0%	0.8%
% of FP17s Relating to Continuations	31	5,879	0.5%	1.3%	1.4%	1.2%
% of Patients satisfied with the dentistry they have received	6	7	N/A	92.1%	93.1%	92.8%
% of Patients satisfied with the time they had to wait for an appointment	5	7	N/A	88.1%	89.5%	88.7%

* This is based on patients treated on this contract for their most recent course of treatment. Figures in italics indicate the base number of FP17s or Patient Questionnaire responses are less than 100. N/A is shown where the base number of responses is less than 10 during the period. % is calculated as Quantity/Base number*100

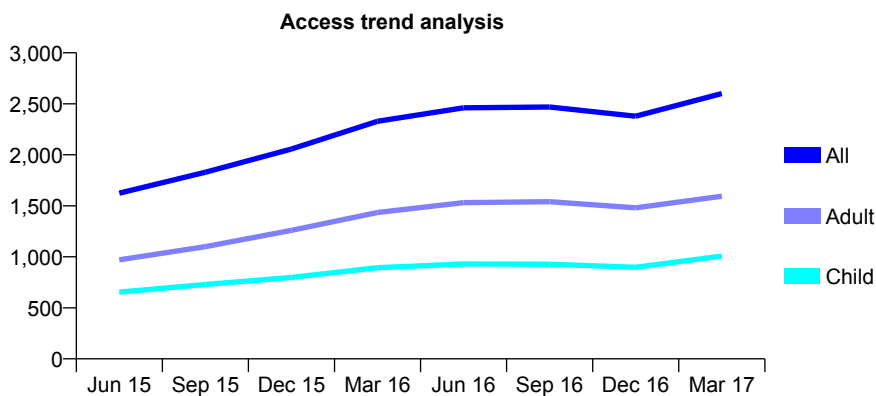
Q46 - Vital Signs At a Glance Contract Report for 152196/0004 - March 2017

Name or company name	Ahmad and Saleem Partners Ltd
Contract type name	GDS Contract
Purpose of contract	General
Contract start date	01/08/2014
Contract end date	

16/17 Contracted general activity (UDA)	10,602
Carry forward general activity (UDA)	0
16/17 Contracted orthodontic activity (UOA)	0
Carry forward orthodontic activity (UOA)	0
Baseline contract value	£415,456.69

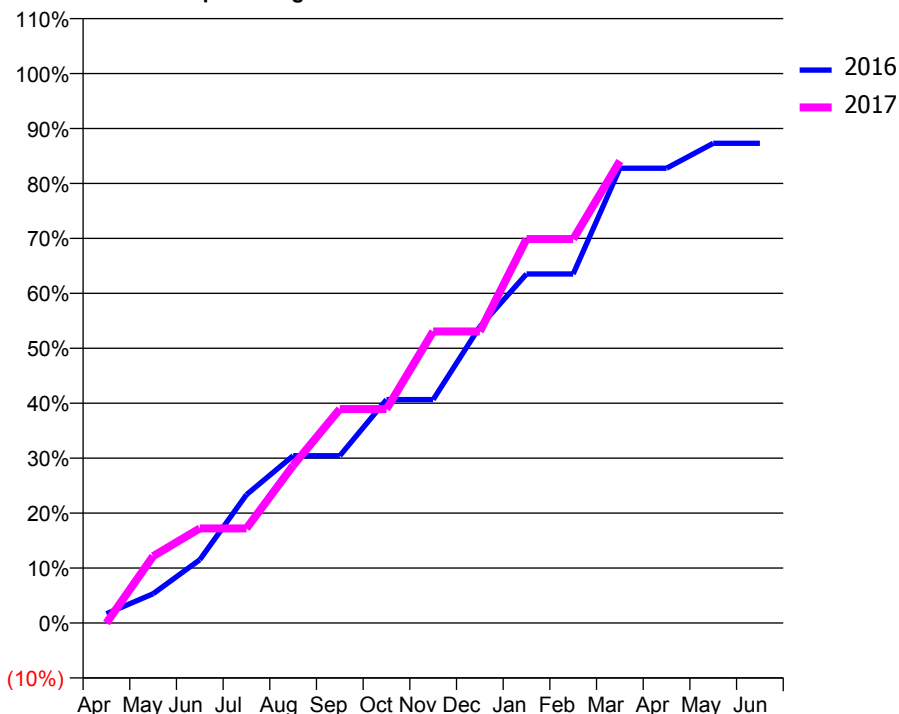
ACCESS*

Patients seen in 24 months	Total	Change since previous quarter
Quarter ending March 2016	2,329	
Quarter ending June 2016	2,461	↑
Quarter ending September 2016	2,468	→
Quarter ending December 2016	2,378	↓
Quarter ending March 2017	2,601	↑
Variance since March 2016	11.7%	↑



ACTIVITY

Cumulative percentage of contracted UDA delivered 2016 & 2017



Adjusted Scheduled Activity (UDA)

Month	2016	2017
April	196	0
May	619	1,291
June	1,337	1,825
July	2,716	1,825
August	3,539	3,041
September	3,539	4,128
October	4,725	4,128
November	4,725	5,625
December	6,270	5,625
January	7,384	7,408
February	7,384	7,408
March	9,620	8,914
April	9,620	
May	10,149	
June	10,149	

QUALITY

	Quantity	Base Number	Contract	AT	Region	England
% of FP17s for the same patient ID Re-attending within 3 months - Children	182	1,588	11.5%	12.9%	13.3%	12.3%
% of FP17s for the same patient ID Re-attending within 3 months - Adults	452	2,239	20.2%	17.6%	17.3%	16.7%
% of FP17s for the same patient ID Re-attending between 3 & 9 months - Children	998	1,588	62.8%	56.2%	58.9%	57.6%
% of FP17s for the same patient ID Re-attending between 3 & 9 months - Adults	1,270	2,239	56.7%	49.9%	52.2%	50.1%
% of FP17s for Band 1 Urgent Courses	277	3,660	7.6%	10.4%	9.2%	9.1%
% of FP17s Relating to Free Repair or Replacements	7	3,660	0.2%	0.9%	1.0%	0.8%
% of FP17s Relating to Continuations	18	3,660	0.5%	1.3%	1.4%	1.2%
% of Patients satisfied with the dentistry they have received	1	1	N/A	92.1%	93.1%	92.8%
% of Patients satisfied with the time they had to wait for an appointment	1	1	N/A	88.1%	89.5%	88.7%

* This is based on patients treated on this contract for their most recent course of treatment. Figures in italics indicate the base number of FP17s or Patient Questionnaire responses are less than 100. N/A is shown where the base number of responses is less than 10 during the period. % is calculated as Quantity/Base number*100

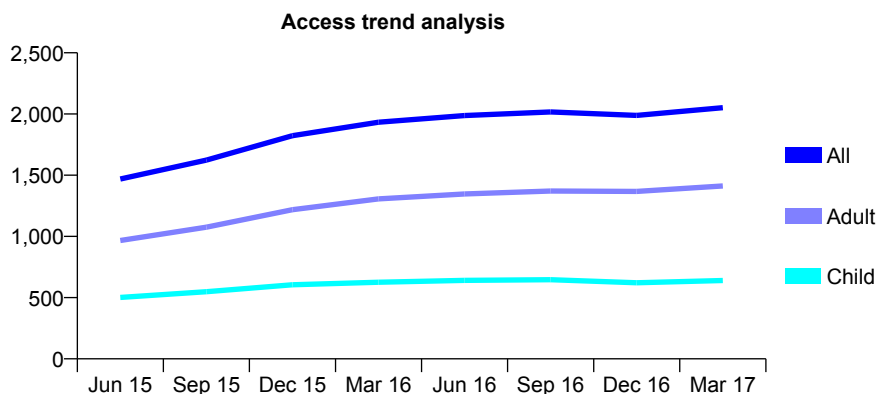
Q46 - Vital Signs At a Glance Contract Report for 152196/0005 - March 2017

Name or company name	Ahmad and Saleem Partners Ltd
Contract type name	GDS Contract
Purpose of contract	General
Contract start date	01/08/2014
Contract end date	

16/17 Contracted general activity (UDA)	6,000
Carry forward general activity (UDA)	0
16/17 Contracted orthodontic activity (UOA)	0
Carry forward orthodontic activity (UOA)	0
Baseline contract value	£209,012.01

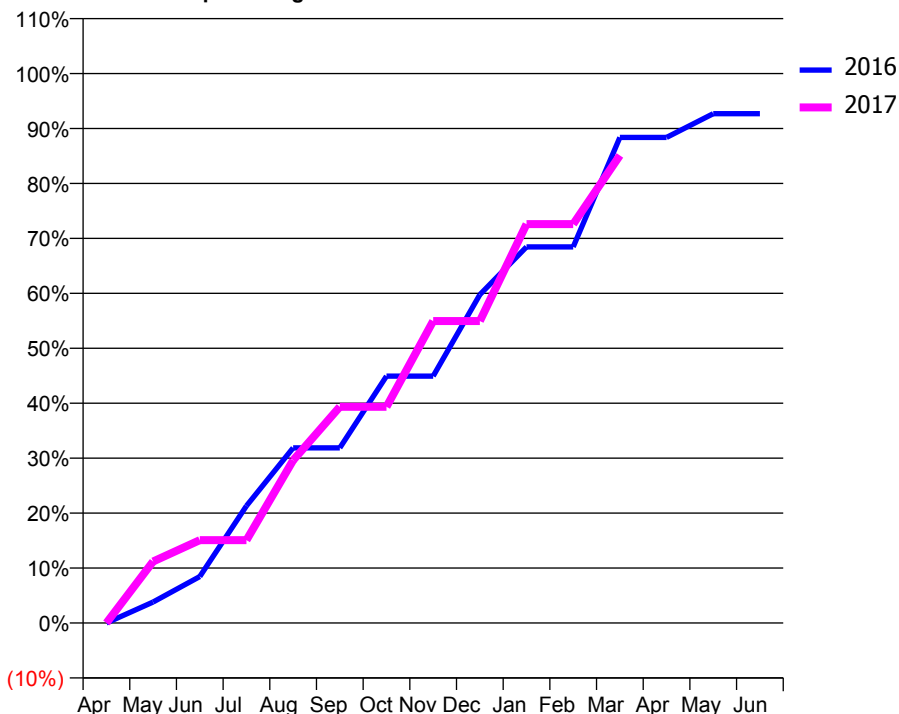
ACCESS*

Patients seen in 24 months	Total	Change since previous quarter
Quarter ending March 2016	1,933	
Quarter ending June 2016	1,988	↑
Quarter ending September 2016	2,017	→
Quarter ending December 2016	1,989	↓
Quarter ending March 2017	2,052	↑
Variance since March 2016	6.2%	↑



ACTIVITY

Cumulative percentage of contracted UDA delivered 2016 & 2017



Month	Adjusted Scheduled Activity (UDA)	
	2016	2017
April	0	0
May	229	672
June	508	905
July	1,279	905
August	1,913	1,777
September	1,913	2,361
October	2,696	2,361
November	2,696	3,297
December	3,586	3,297
January	4,107	4,355
February	4,107	4,355
March	5,302	5,105
April	5,302	
May	5,561	
June	5,561	

QUALITY

	Quantity	Base Number	Contract	AT	Region	England
% of FP17s for the same patient ID Re-attending within 3 months - Children	118	1,158	10.2%	12.9%	13.3%	12.3%
% of FP17s for the same patient ID Re-attending within 3 months - Adults	290	2,179	13.3%	17.6%	17.3%	16.7%
% of FP17s for the same patient ID Re-attending between 3 & 9 months - Children	857	1,158	74.0%	56.2%	58.9%	57.6%
% of FP17s for the same patient ID Re-attending between 3 & 9 months - Adults	1,450	2,179	66.5%	49.9%	52.2%	50.1%
% of FP17s for Band 1 Urgent Courses	185	3,163	5.8%	10.4%	9.2%	9.1%
% of FP17s Relating to Free Repair or Replacements	7	3,163	0.2%	0.9%	1.0%	0.8%
% of FP17s Relating to Continuations	19	3,163	0.6%	1.3%	1.4%	1.2%
% of Patients satisfied with the dentistry they have received	1	1	N/A	92.1%	93.1%	92.8%
% of Patients satisfied with the time they had to wait for an appointment	1	1	N/A	88.1%	89.5%	88.7%

* This is based on patients treated on this contract for their most recent course of treatment. Figures in italics indicate the base number of FP17s or Patient Questionnaire responses are less than 100. N/A is shown where the base number of responses is less than 10 during the period. % is calculated as Quantity/Base number*100

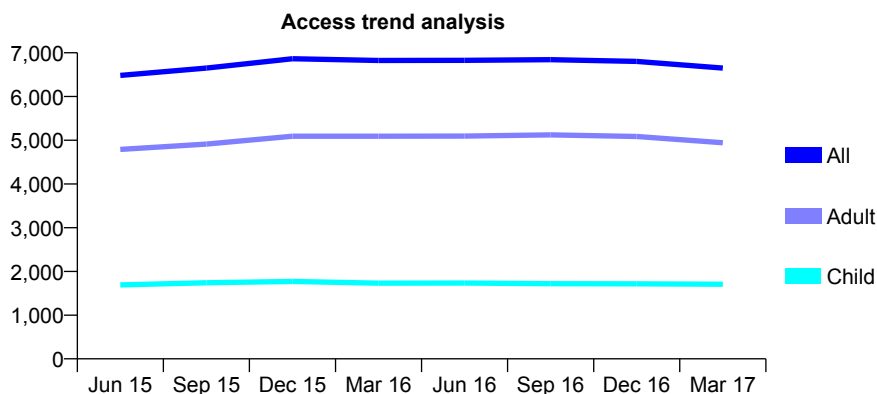
Q46 - Vital Signs At a Glance Contract Report for 153184/0001 - March 2017

Name or company name	IDH 449 Limited
Contract type name	GDS Contract
Purpose of contract	General
Contract start date	01/04/2008
Contract end date	

16/17 Contracted general activity (UDA)	18,429
Carry forward general activity (UDA)	-52
16/17 Contracted orthodontic activity (UOA)	0
Carry forward orthodontic activity (UOA)	0
Baseline contract value	£594,106.05

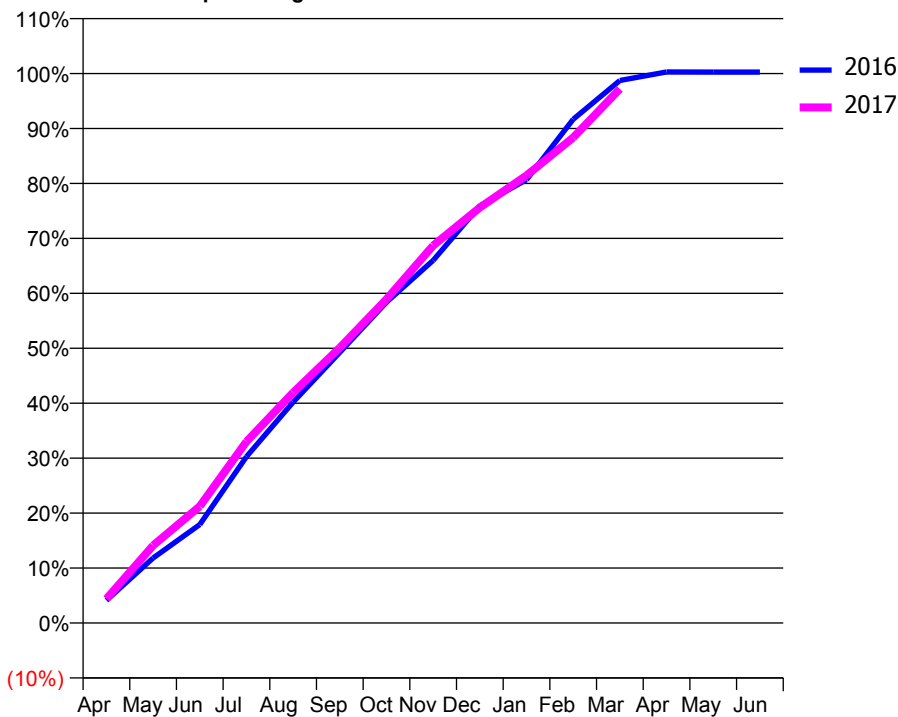
ACCESS*

Patients seen in 24 months	Total	Change since previous quarter
Quarter ending March 2016	6,825	
Quarter ending June 2016	6,829	→
Quarter ending September 2016	6,843	→
Quarter ending December 2016	6,802	→
Quarter ending March 2017	6,651	↓
Variance since March 2016	(2.5%)	↓



ACTIVITY

Cumulative percentage of contracted UDA delivered 2016 & 2017



Month	Adjusted Scheduled Activity (UDA)	
	2016	2017
April	762	812
May	2,198	2,599
June	3,329	3,917
July	5,625	6,083
August	7,466	7,732
September	9,152	9,234
October	10,844	10,859
November	12,261	12,658
December	14,104	13,935
January	14,987	15,010
February	17,030	16,281
March	18,345	17,913
April	18,632	
May	18,628	
June	18,628	

QUALITY

	Quantity	Base Number	Contract	AT	Region	England
% of FP17s for the same patient ID Re-attending within 3 months - Children	177	2,179	8.1%	12.9%	13.3%	12.3%
% of FP17s for the same patient ID Re-attending within 3 months - Adults	930	6,201	15.0%	17.6%	17.3%	16.7%
% of FP17s for the same patient ID Re-attending between 3 & 9 months - Children	1,045	2,179	48.0%	56.2%	58.9%	57.6%
% of FP17s for the same patient ID Re-attending between 3 & 9 months - Adults	2,867	6,201	46.2%	49.9%	52.2%	50.1%
% of FP17s for Band 1 Urgent Courses	614	8,242	7.4%	10.4%	9.2%	9.1%
% of FP17s Relating to Free Repair or Replacements	55	8,242	0.7%	0.9%	1.0%	0.8%
% of FP17s Relating to Continuations	197	8,242	2.4%	1.3%	1.4%	1.2%
% of Patients satisfied with the dentistry they have received	3	3	N/A	92.1%	93.1%	92.8%
% of Patients satisfied with the time they had to wait for an appointment	3	3	N/A	88.1%	89.5%	88.7%

* This is based on patients treated on this contract for their most recent course of treatment. Figures in italics indicate the base number of FP17s or Patient Questionnaire responses are less than 100. N/A is shown where the base number of responses is less than 10 during the period. % is calculated as Quantity/Base number*100

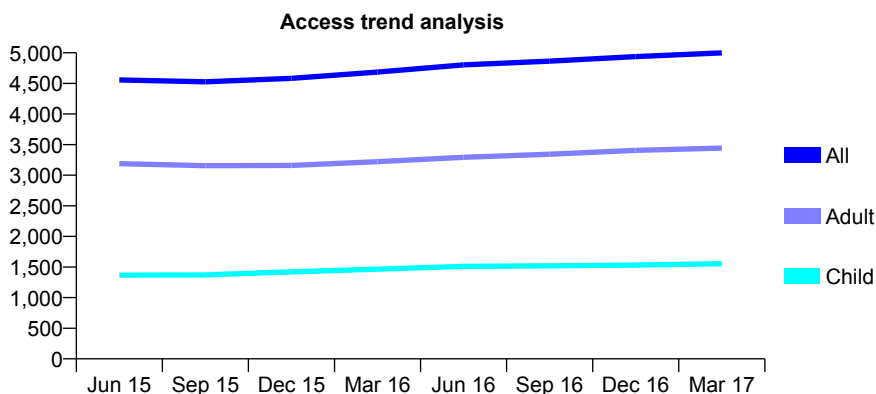
Q46 - Vital Signs At a Glance Contract Report for 153532/0001 - March 2017

Name or company name	Jakelara Ltd.
Contract type name	GDS Contract
Purpose of contract	General
Contract start date	01/05/2007
Contract end date	

16/17 Contracted general activity (UDA)	18,000
Carry forward general activity (UDA)	0
16/17 Contracted orthodontic activity (UOA)	0
Carry forward orthodontic activity (UOA)	0
Baseline contract value	£547,515.51

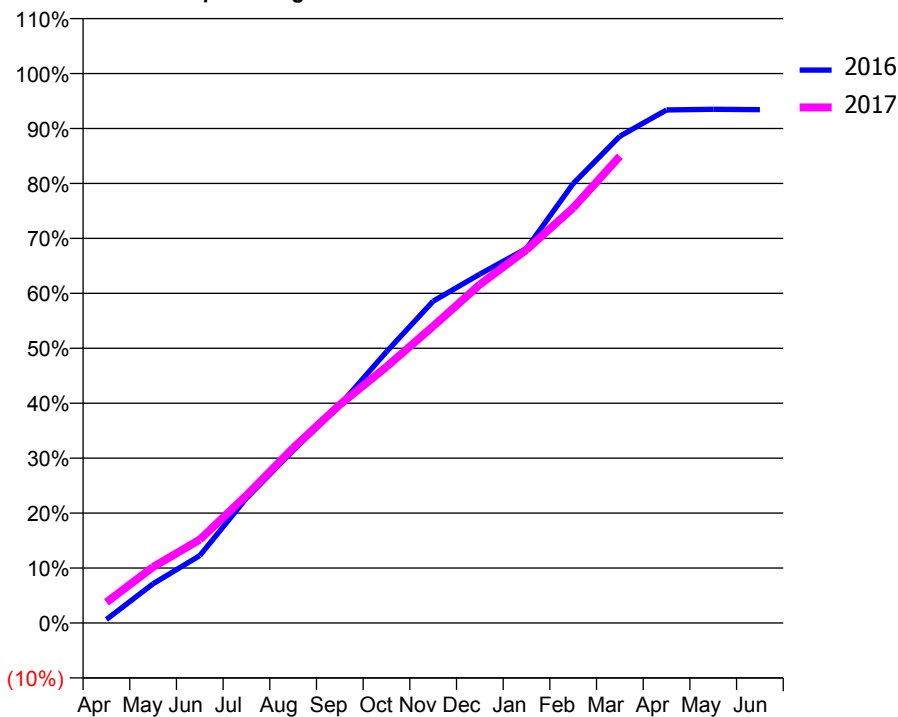
ACCESS*

Patients seen in 24 months	Total	Change since previous quarter
Quarter ending March 2016	4,686	
Quarter ending June 2016	4,803	↑
Quarter ending September 2016	4,863	→
Quarter ending December 2016	4,938	→
Quarter ending March 2017	4,999	→
Variance since March 2016	6.7%	↑



ACTIVITY

Cumulative percentage of contracted UDA delivered 2016 & 2017



Month	Adjusted Scheduled Activity (UDA)	
	2016	2017
April	120	677
May	1,325	1,836
June	2,279	2,731
July	4,216	4,183
August	5,829	5,731
September	7,363	7,154
October	9,163	8,394
November	10,872	9,720
December	11,784	11,088
January	12,648	12,230
February	14,842	13,601
March	16,443	15,291
April	17,331	
May	17,352	
June	17,337	

QUALITY

	Quantity	Base Number	Contract	AT	Region	England
% of FP17s for the same patient ID Re-attending within 3 months - Children	248	2,164	11.5%	12.9%	13.3%	12.3%
% of FP17s for the same patient ID Re-attending within 3 months - Adults	1,241	5,303	23.4%	17.6%	17.3%	16.7%
% of FP17s for the same patient ID Re-attending between 3 & 9 months - Children	1,101	2,164	50.9%	56.2%	58.9%	57.6%
% of FP17s for the same patient ID Re-attending between 3 & 9 months - Adults	2,510	5,303	47.3%	49.9%	52.2%	50.1%
% of FP17s for Band 1 Urgent Courses	1,150	7,182	16.0%	10.4%	9.2%	9.1%
% of FP17s Relating to Free Repair or Replacements	101	7,182	1.4%	0.9%	1.0%	0.8%
% of FP17s Relating to Continuations	254	7,182	3.5%	1.3%	1.4%	1.2%
% of Patients satisfied with the dentistry they have received	3	3	N/A	92.1%	93.1%	92.8%
% of Patients satisfied with the time they had to wait for an appointment	3	3	N/A	88.1%	89.5%	88.7%

* This is based on patients treated on this contract for their most recent course of treatment. Figures in italics indicate the base number of FP17s or Patient Questionnaire responses are less than 100. N/A is shown where the base number of responses is less than 10 during the period. % is calculated as Quantity/Base number*100

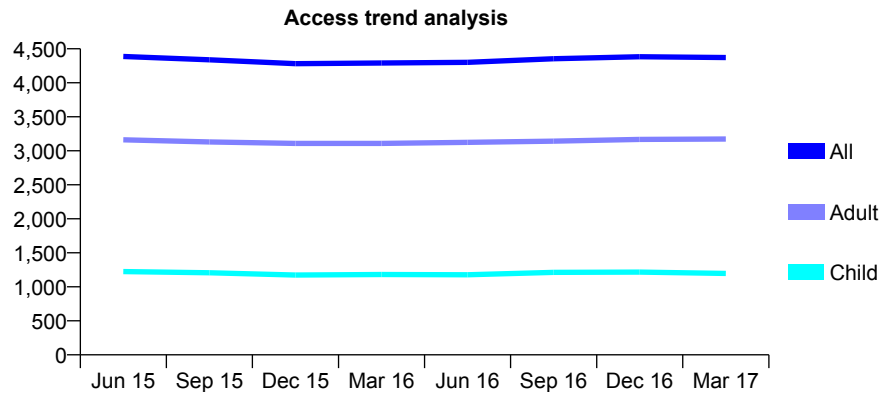
Q46 - Vital Signs At a Glance Contract Report for 153850/0001 - March 2017

Name or company name	Winton Dental Practice
Contract type name	GDS Contract
Purpose of contract	General
Contract start date	21/05/2010
Contract end date	

16/17 Contracted general activity (UDA)	16,701
Carry forward general activity (UDA)	-334
16/17 Contracted orthodontic activity (UOA)	0
Carry forward orthodontic activity (UOA)	0
Baseline contract value	£414,512.16

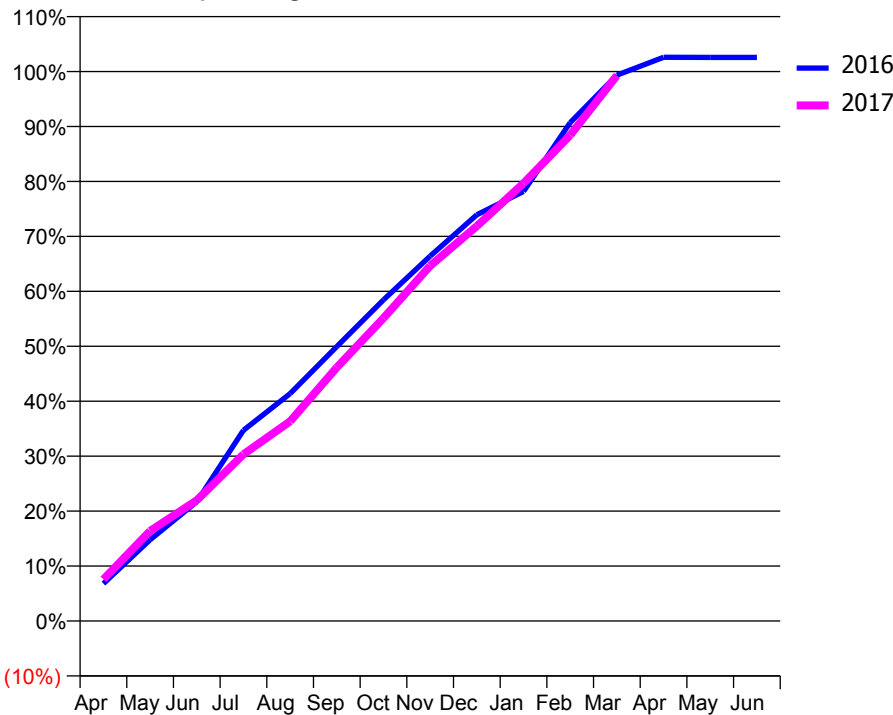
ACCESS*

Patients seen in 24 months	Total	Change since previous quarter
Quarter ending March 2016	4,291	
Quarter ending June 2016	4,301	→
Quarter ending September 2016	4,354	→
Quarter ending December 2016	4,383	→
Quarter ending March 2017	4,371	→
Variance since March 2016	1.9%	→



ACTIVITY

Cumulative percentage of contracted UDA delivered 2016 & 2017



Month	Adjusted Scheduled Activity (UDA)	
	2016	2017
April	1,139	1,265
May	2,472	2,737
June	3,627	3,668
July	5,797	5,069
August	6,914	6,071
September	8,343	7,705
October	9,759	9,204
November	11,091	10,793
December	12,349	12,001
January	13,057	13,301
February	15,148	14,765
March	16,589	16,578
April	17,133	
May	17,129	
June	17,130	

QUALITY

	Quantity	Base Number	Contract	AT	Region	England
% of FP17s for the same patient ID Re-attending within 3 months - Children	248	2,000	12.4%	12.9%	13.3%	12.3%
% of FP17s for the same patient ID Re-attending within 3 months - Adults	1,139	5,258	21.7%	17.6%	17.3%	16.7%
% of FP17s for the same patient ID Re-attending between 3 & 9 months - Children	1,142	2,000	57.1%	56.2%	58.9%	57.6%
% of FP17s for the same patient ID Re-attending between 3 & 9 months - Adults	2,724	5,258	51.8%	49.9%	52.2%	50.1%
% of FP17s for Band 1 Urgent Courses	1,063	7,016	15.2%	10.4%	9.2%	9.1%
% of FP17s Relating to Free Repair or Replacements	98	7,016	1.4%	0.9%	1.0%	0.8%
% of FP17s Relating to Continuations	72	7,016	1.0%	1.3%	1.4%	1.2%
% of Patients satisfied with the dentistry they have received	6	8	N/A	92.1%	93.1%	92.8%
% of Patients satisfied with the time they had to wait for an appointment	5	8	N/A	88.1%	89.5%	88.7%

* This is based on patients treated on this contract for their most recent course of treatment. Figures in italics indicate the base number of FP17s or Patient Questionnaire responses are less than 100. N/A is shown where the base number of responses is less than 10 during the period. % is calculated as Quantity/Base number*100

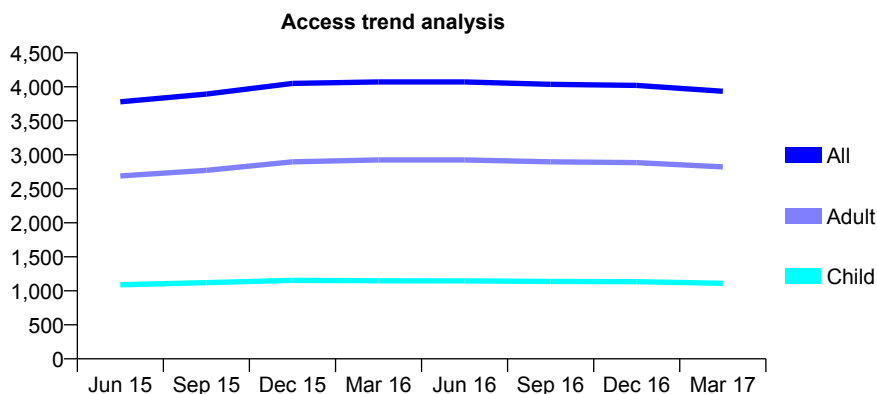
Q46 - Vital Signs At a Glance Contract Report for 153869/0001 - March 2017

Name or company name	High Street Dental Practice Partnership
Contract type name	GDS Contract
Purpose of contract	General
Contract start date	01/01/2014
Contract end date	

16/17 Contracted general activity (UDA)	13,000
Carry forward general activity (UDA)	-260
16/17 Contracted orthodontic activity (UOA)	0
Carry forward orthodontic activity (UOA)	0
Baseline contract value	£349,291.35

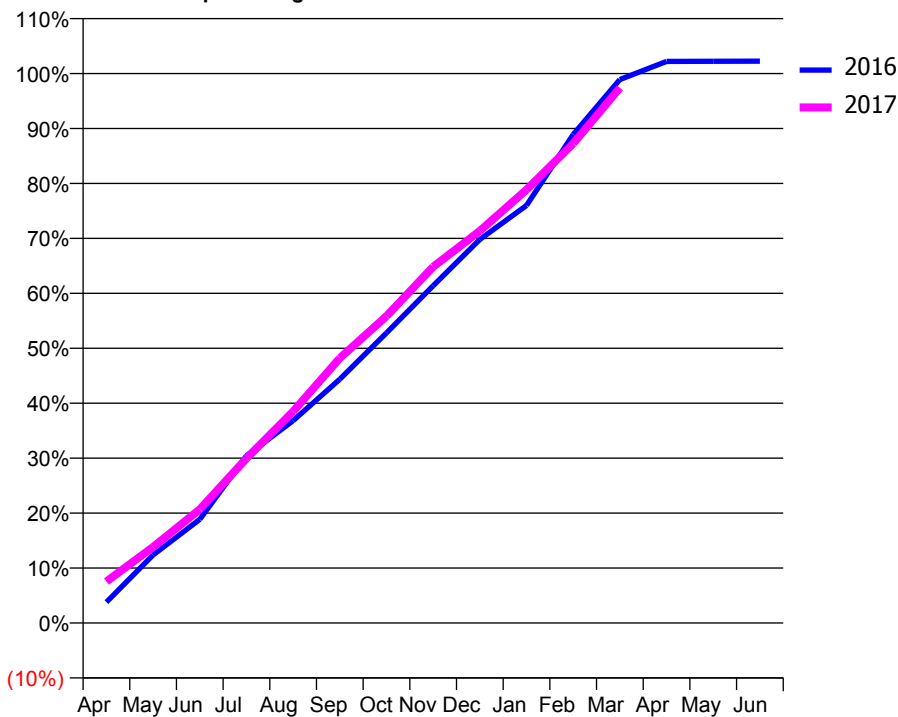
ACCESS*

Patients seen in 24 months	Total	Change since previous quarter
Quarter ending March 2016	4,072	
Quarter ending June 2016	4,071	→
Quarter ending September 2016	4,036	→
Quarter ending December 2016	4,020	→
Quarter ending March 2017	3,934	↓
Variance since March 2016	(3.4%)	↓



ACTIVITY

Cumulative percentage of contracted UDA delivered 2016 & 2017



Month	Adjusted Scheduled Activity (UDA)	
	2016	2017
April	493	981
May	1,610	1,801
June	2,453	2,690
July	3,959	3,894
August	4,787	5,005
September	5,769	6,266
October	6,864	7,261
November	7,980	8,428
December	9,075	9,276
January	9,879	10,250
February	11,556	11,341
March	12,856	12,662
April	13,286	
May	13,290	
June	13,293	

QUALITY

	Quantity	Base Number	Contract	AT	Region	England
% of FP17s for the same patient ID Re-attending within 3 months - Children	158	1,755	9.0%	12.9%	13.3%	12.3%
% of FP17s for the same patient ID Re-attending within 3 months - Adults	704	4,329	16.3%	17.6%	17.3%	16.7%
% of FP17s for the same patient ID Re-attending between 3 & 9 months - Children	1,069	1,755	60.9%	56.2%	58.9%	57.6%
% of FP17s for the same patient ID Re-attending between 3 & 9 months - Adults	2,564	4,329	59.2%	49.9%	52.2%	50.1%
% of FP17s for Band 1 Urgent Courses	303	5,916	5.1%	10.4%	9.2%	9.1%
% of FP17s Relating to Free Repair or Replacements	35	5,916	0.6%	0.9%	1.0%	0.8%
% of FP17s Relating to Continuations	201	5,916	3.4%	1.3%	1.4%	1.2%
% of Patients satisfied with the dentistry they have received	3	3	N/A	92.1%	93.1%	92.8%
% of Patients satisfied with the time they had to wait for an appointment	2	3	N/A	88.1%	89.5%	88.7%

* This is based on patients treated on this contract for their most recent course of treatment. Figures in italics indicate the base number of FP17s or Patient Questionnaire responses are less than 100. N/A is shown where the base number of responses is less than 10 during the period. % is calculated as Quantity/Base number*100

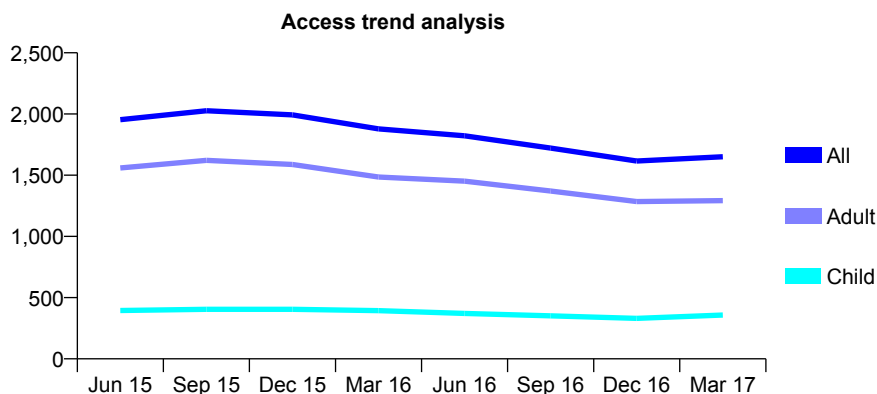
Q46 - Vital Signs At a Glance Contract Report for 153877/0001 - March 2017

Name or company name	The Glyn House Dental Partnership
Contract type name	GDS Contract
Purpose of contract	General
Contract start date	01/12/2013
Contract end date	

16/17 Contracted general activity (UDA)	6,444
Carry forward general activity (UDA)	-129
16/17 Contracted orthodontic activity (UOA)	0
Carry forward orthodontic activity (UOA)	0
Baseline contract value	£208,262.98

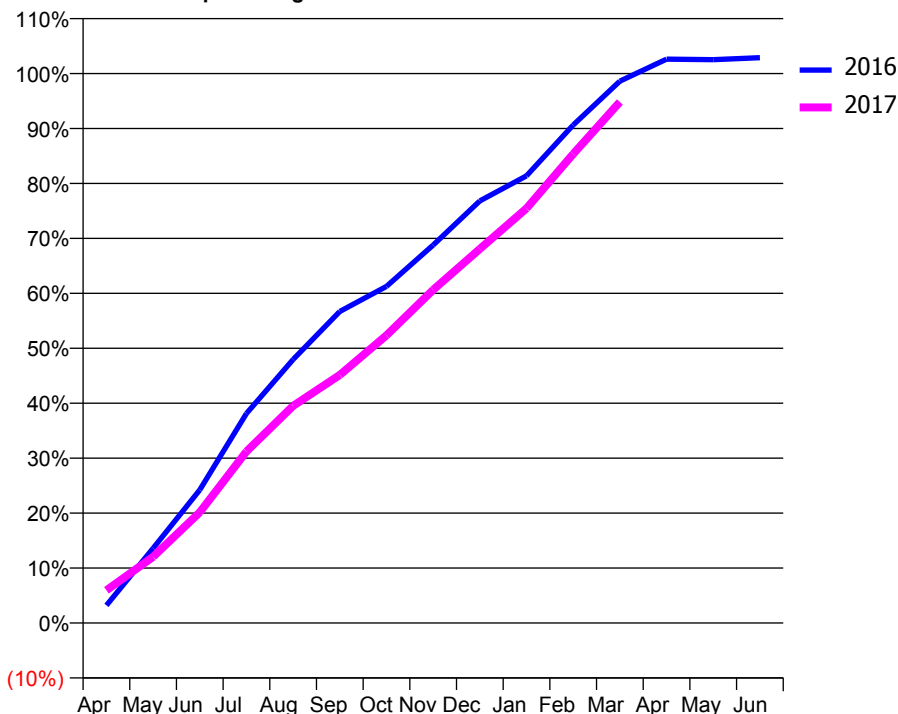
ACCESS*

Patients seen in 24 months	Total	Change since previous quarter
Quarter ending March 2016	1,879	
Quarter ending June 2016	1,822	↓
Quarter ending September 2016	1,722	↓
Quarter ending December 2016	1,616	↓
Quarter ending March 2017	1,651	↑
Variance since March 2016	(12.1%)	↓



ACTIVITY

Cumulative percentage of contracted UDA delivered 2016 & 2017



Month	Adjusted Scheduled Activity (UDA)	
	2016	2017
April	207	384
May	877	777
June	1,561	1,299
July	2,457	2,012
August	3,090	2,547
September	3,653	2,909
October	3,948	3,374
November	4,433	3,907
December	4,950	4,388
January	5,243	4,863
February	5,840	5,500
March	6,355	6,111
April	6,612	
May	6,607	
June	6,630	

QUALITY

	Quantity	Base Number	Contract	AT	Region	England
% of FP17s for the same patient ID Re-attending within 3 months - Children	48	633	7.6%	12.9%	13.3%	12.3%
% of FP17s for the same patient ID Re-attending within 3 months - Adults	394	2,404	16.4%	17.6%	17.3%	16.7%
% of FP17s for the same patient ID Re-attending between 3 & 9 months - Children	247	633	39.0%	56.2%	58.9%	57.6%
% of FP17s for the same patient ID Re-attending between 3 & 9 months - Adults	965	2,404	40.1%	49.9%	52.2%	50.1%
% of FP17s for Band 1 Urgent Courses	300	2,906	10.3%	10.4%	9.2%	9.1%
% of FP17s Relating to Free Repair or Replacements	37	2,906	1.3%	0.9%	1.0%	0.8%
% of FP17s Relating to Continuations	11	2,906	0.4%	1.3%	1.4%	1.2%
% of Patients satisfied with the dentistry they have received	4	4	N/A	92.1%	93.1%	92.8%
% of Patients satisfied with the time they had to wait for an appointment	3	4	N/A	88.1%	89.5%	88.7%

* This is based on patients treated on this contract for their most recent course of treatment. Figures in italics indicate the base number of FP17s or Patient Questionnaire responses are less than 100. N/A is shown where the base number of responses is less than 10 during the period. % is calculated as Quantity/Base number*100

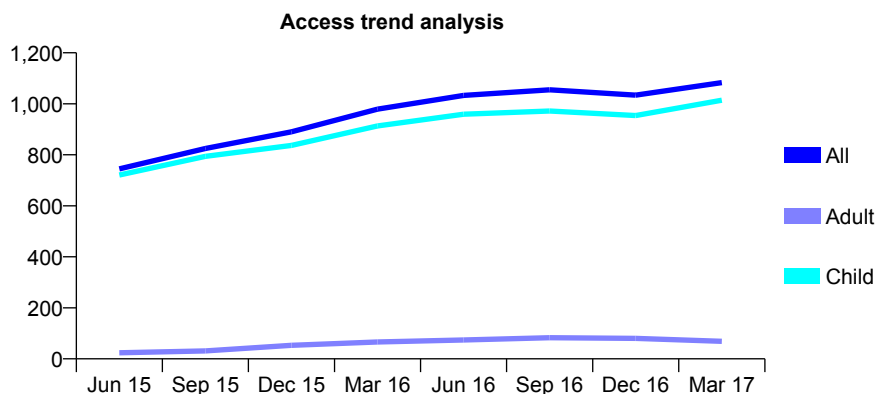
Q46 - Vital Signs At a Glance Contract Report for 154075/0001 - March 2017

Name or company name	Bloor & Mathieson
Contract type name	GDS Contract
Purpose of contract	General
Contract start date	01/11/2014
Contract end date	

16/17 Contracted general activity (UDA)	2,514
Carry forward general activity (UDA)	0
16/17 Contracted orthodontic activity (UOA)	0
Carry forward orthodontic activity (UOA)	0
Baseline contract value	£53,869.22

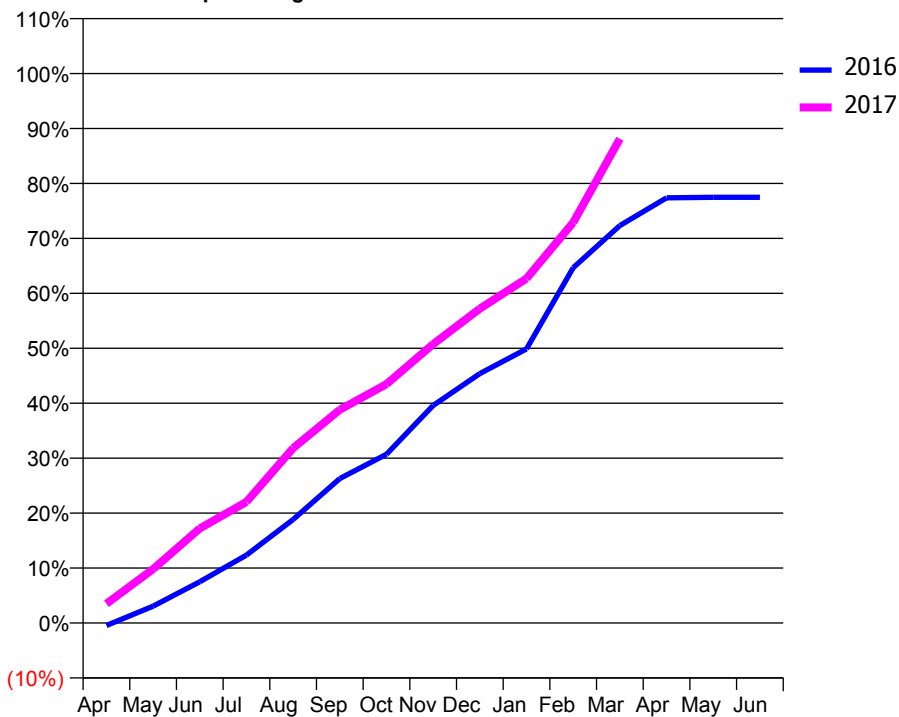
ACCESS*

Patients seen in 24 months	Total	Change since previous quarter
Quarter ending March 2016	979	
Quarter ending June 2016	1,033	↑
Quarter ending September 2016	1,055	↑
Quarter ending December 2016	1,034	↓
Quarter ending March 2017	1,083	↑
Variance since March 2016	10.6%	↑



ACTIVITY

Cumulative percentage of contracted UDA delivered 2016 & 2017



Month	Adjusted Scheduled Activity (UDA)	
	2016	2017
April	-12	88
May	77	247
June	189	433
July	311	554
August	474	800
September	661	976
October	772	1,093
November	995	1,276
December	1,141	1,438
January	1,254	1,576
February	1,625	1,832
March	1,818	2,215
April	1,945	
May	1,947	
June	1,947	

QUALITY

	Quantity	Base Number	Contract	AT	Region	England
% of FP17s for the same patient ID Re-attending within 3 months - Children	104	1,572	6.6%	12.9%	13.3%	12.3%
% of FP17s for the same patient ID Re-attending within 3 months - Adults	0	0	N/A	17.6%	17.3%	16.7%
% of FP17s for the same patient ID Re-attending between 3 & 9 months - Children	915	1,572	58.2%	56.2%	58.9%	57.6%
% of FP17s for the same patient ID Re-attending between 3 & 9 months - Adults	0	0	N/A	49.9%	52.2%	50.1%
% of FP17s for Band 1 Urgent Courses	1	1,489	0.1%	10.4%	9.2%	9.1%
% of FP17s Relating to Free Repair or Replacements	0	1,489	0.0%	0.9%	1.0%	0.8%
% of FP17s Relating to Continuations	0	1,489	0.0%	1.3%	1.4%	1.2%
% of Patients satisfied with the dentistry they have received	0	0	N/A	92.1%	93.1%	92.8%
% of Patients satisfied with the time they had to wait for an appointment	0	0	N/A	88.1%	89.5%	88.7%

* This is based on patients treated on this contract for their most recent course of treatment. Figures in italics indicate the base number of FP17s or Patient Questionnaire responses are less than 100. N/A is shown where the base number of responses is less than 10 during the period. % is calculated as Quantity/Base number*100

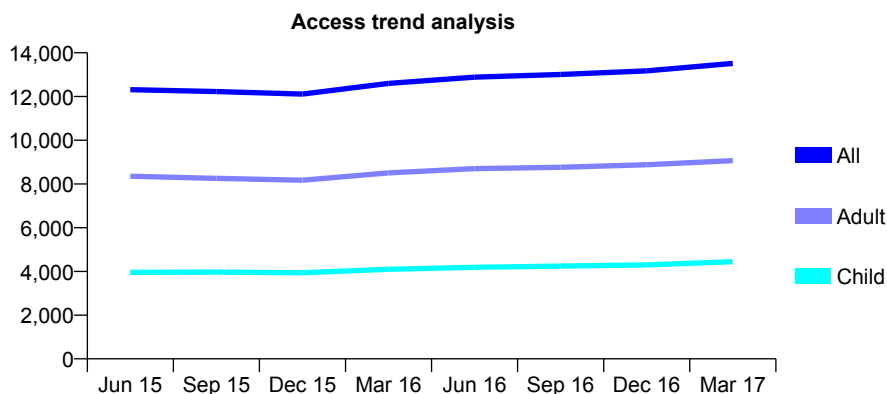
Q46 - Vital Signs At a Glance Contract Report for 154210/0002 - March 2017

Name or company name	Roch Valley Dental
Contract type name	GDS Contract
Purpose of contract	General
Contract start date	01/12/2009
Contract end date	

16/17 Contracted general activity (UDA)	31,085
Carry forward general activity (UDA)	160
16/17 Contracted orthodontic activity (UOA)	0
Carry forward orthodontic activity (UOA)	0
Baseline contract value	£768,440.44

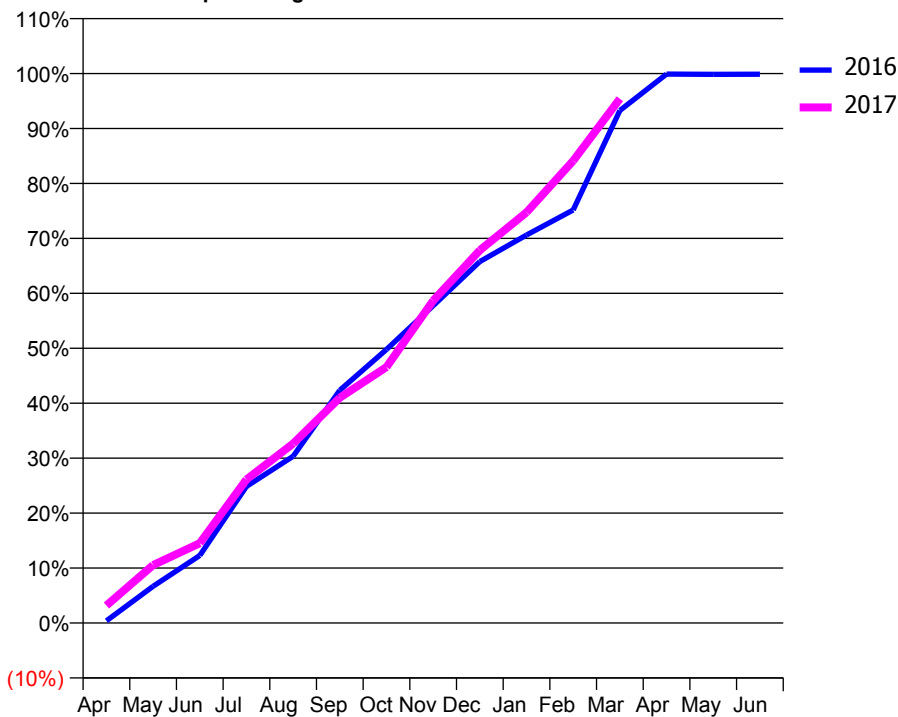
ACCESS*

Patients seen in 24 months	Total	Change since previous quarter
Quarter ending March 2016	12,603	
Quarter ending June 2016	12,885	↑
Quarter ending September 2016	13,007	→
Quarter ending December 2016	13,176	→
Quarter ending March 2017	13,513	↑
Variance since March 2016	7.2%	↑



ACTIVITY

Cumulative percentage of contracted UDA delivered 2016 & 2017



Month	Adjusted Scheduled Activity (UDA)	
	2016	2017
April	128	989
May	2,097	3,280
June	3,853	4,518
July	7,801	8,119
August	9,516	10,151
September	13,287	12,746
October	15,612	14,478
November	18,114	18,239
December	20,634	21,084
January	22,145	23,228
February	23,575	26,148
March	29,253	29,655
April	31,333	
May	31,320	
June	31,325	

QUALITY

	Quantity	Base Number	Contract	AT	Region	England
% of FP17s for the same patient ID Re-attending within 3 months - Children	1,389	7,728	18.0%	12.9%	13.3%	12.3%
% of FP17s for the same patient ID Re-attending within 3 months - Adults	1,989	11,251	17.7%	17.6%	17.3%	16.7%
% of FP17s for the same patient ID Re-attending between 3 & 9 months - Children	4,149	7,728	53.7%	56.2%	58.9%	57.6%
% of FP17s for the same patient ID Re-attending between 3 & 9 months - Adults	4,515	11,251	40.1%	49.9%	52.2%	50.1%
% of FP17s for Band 1 Urgent Courses	1,531	15,909	9.6%	10.4%	9.2%	9.1%
% of FP17s Relating to Free Repair or Replacements	200	15,909	1.3%	0.9%	1.0%	0.8%
% of FP17s Relating to Continuations	64	15,909	0.4%	1.3%	1.4%	1.2%
% of Patients satisfied with the dentistry they have received	9	10	90.0%	92.1%	93.1%	92.8%
% of Patients satisfied with the time they had to wait for an appointment	8	10	80.0%	88.1%	89.5%	88.7%

* This is based on patients treated on this contract for their most recent course of treatment. Figures in italics indicate the base number of FP17s or Patient Questionnaire responses are less than 100. N/A is shown where the base number of responses is less than 10 during the period. % is calculated as Quantity/Base number*100

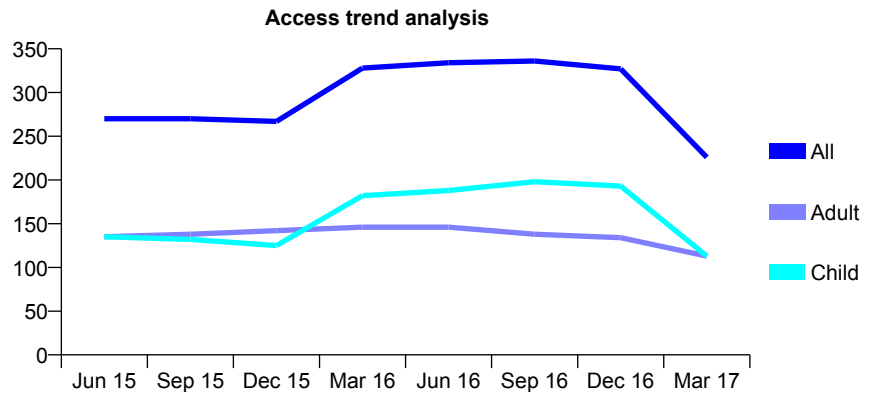
Q46 - Vital Signs At a Glance Contract Report for 154849/0001 - March 2017

Name or company name	Reads Dental Practice
Contract type name	GDS Contract
Purpose of contract	General
Contract start date	01/12/2013
Contract end date	

16/17 Contracted general activity (UDA)	714
Carry forward general activity (UDA)	0
16/17 Contracted orthodontic activity (UOA)	0
Carry forward orthodontic activity (UOA)	0
Baseline contract value	£17,314.28

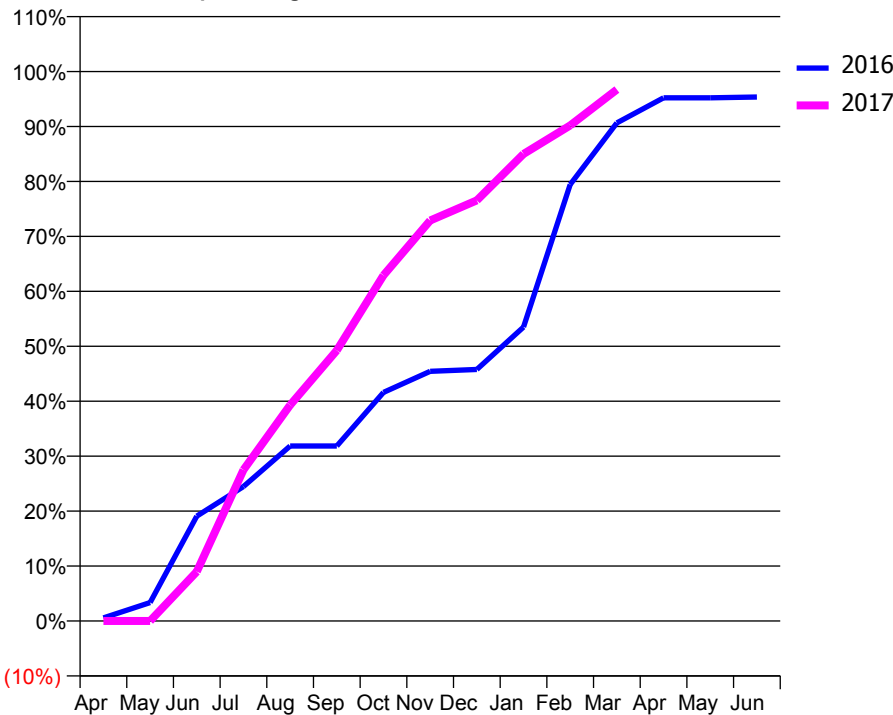
ACCESS*

Patients seen in 24 months	Total	Change since previous quarter
Quarter ending March 2016	328	
Quarter ending June 2016	334	→
Quarter ending September 2016	336	→
Quarter ending December 2016	327	↓
Quarter ending March 2017	226	↓
Variance since March 2016	(31.1%)	↓



ACTIVITY

Cumulative percentage of contracted UDA delivered 2016 & 2017



Month	Adjusted Scheduled Activity (UDA)	
	2016	2017
April	4	0
May	24	0
June	136	64
July	175	196
August	227	281
September	227	352
October	297	449
November	324	520
December	327	547
January	382	607
February	567	644
March	647	691
April	680	
May	680	
June	681	

QUALITY

	Quantity	Base Number	Contract	AT	Region	England
% of FP17s for the same patient ID Re-attending within 3 months - Children	12	197	6.1%	12.9%	13.3%	12.3%
% of FP17s for the same patient ID Re-attending within 3 months - Adults	25	153	16.3%	17.6%	17.3%	16.7%
% of FP17s for the same patient ID Re-attending between 3 & 9 months - Children	92	197	46.7%	56.2%	58.9%	57.6%
% of FP17s for the same patient ID Re-attending between 3 & 9 months - Adults	76	153	49.7%	49.9%	52.2%	50.1%
% of FP17s for Band 1 Urgent Courses	18	321	5.6%	10.4%	9.2%	9.1%
% of FP17s Relating to Free Repair or Replacements	1	321	0.3%	0.9%	1.0%	0.8%
% of FP17s Relating to Continuations	1	321	0.3%	1.3%	1.4%	1.2%
% of Patients satisfied with the dentistry they have received	0	0	N/A	92.1%	93.1%	92.8%
% of Patients satisfied with the time they had to wait for an appointment	0	0	N/A	88.1%	89.5%	88.7%

* This is based on patients treated on this contract for their most recent course of treatment. Figures in italics indicate the base number of FP17s or Patient Questionnaire responses are less than 100. N/A is shown where the base number of responses is less than 10 during the period. % is calculated as Quantity/Base number*100

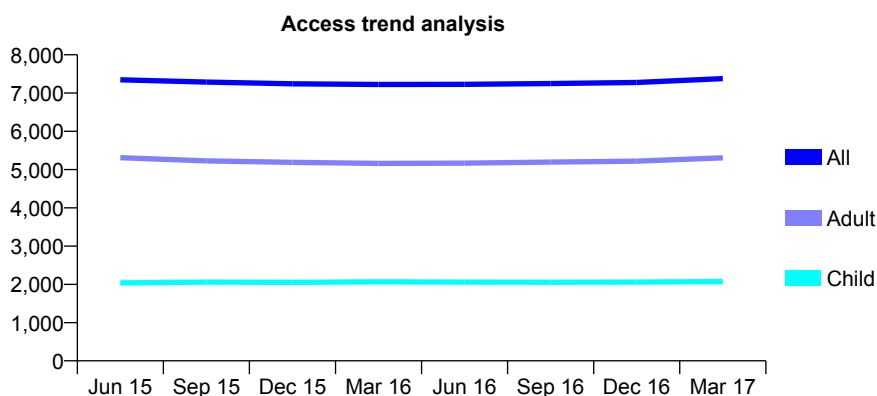
Q46 - Vital Signs At a Glance Contract Report for 155160/0001 - March 2017

Name or company name	DCO Dental
Contract type name	GDS Contract
Purpose of contract	General
Contract start date	01/01/2009
Contract end date	

16/17 Contracted general activity (UDA)	20,000
Carry forward general activity (UDA)	213
16/17 Contracted orthodontic activity (UOA)	0
Carry forward orthodontic activity (UOA)	0
Baseline contract value	£488,945.07

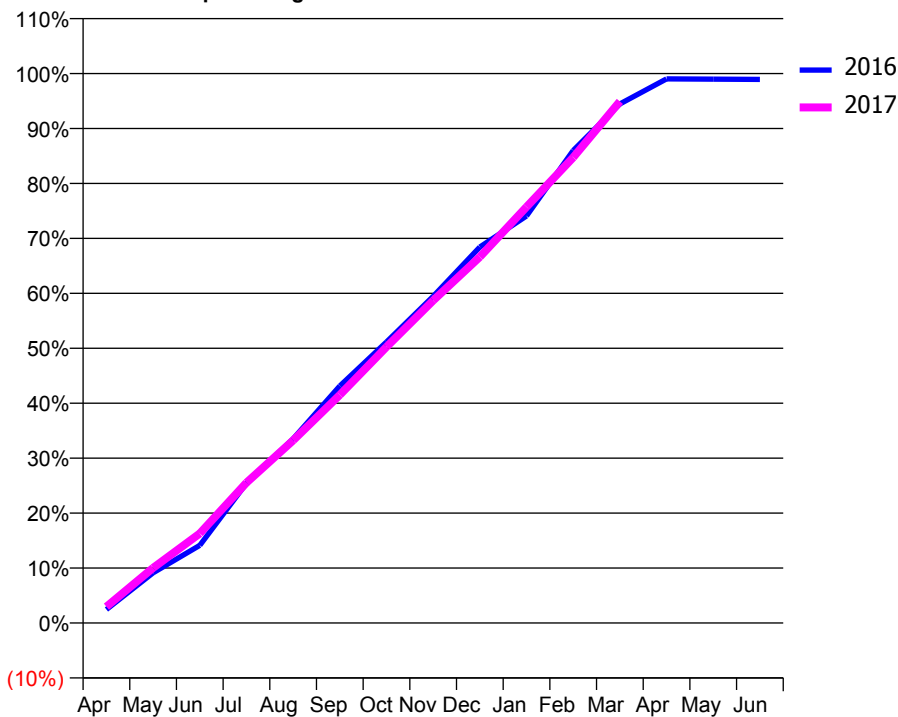
ACCESS*

Patients seen in 24 months	Total	Change since previous quarter
Quarter ending March 2016	7,226	
Quarter ending June 2016	7,228	→
Quarter ending September 2016	7,249	→
Quarter ending December 2016	7,277	→
Quarter ending March 2017	7,377	→
Variance since March 2016	2.1%	↑



ACTIVITY

Cumulative percentage of contracted UDA delivered 2016 & 2017



Month	Adjusted Scheduled Activity (UDA)	
	2016	2017
April	486	594
May	1,806	2,008
June	2,794	3,261
July	5,031	5,110
August	6,627	6,648
September	8,529	8,300
October	10,114	10,047
November	11,756	11,739
December	13,529	13,327
January	14,646	15,146
February	17,007	16,944
March	18,679	18,983
April	19,580	
May	19,574	
June	19,562	

QUALITY

	Quantity	Base Number	Contract	AT	Region	England
% of FP17s for the same patient ID Re-attending within 3 months - Children	270	3,223	8.4%	12.9%	13.3%	12.3%
% of FP17s for the same patient ID Re-attending within 3 months - Adults	992	7,052	14.1%	17.6%	17.3%	16.7%
% of FP17s for the same patient ID Re-attending between 3 & 9 months - Children	2,030	3,223	63.0%	56.2%	58.9%	57.6%
% of FP17s for the same patient ID Re-attending between 3 & 9 months - Adults	3,351	7,052	47.5%	49.9%	52.2%	50.1%
% of FP17s for Band 1 Urgent Courses	742	9,063	8.2%	10.4%	9.2%	9.1%
% of FP17s Relating to Free Repair or Replacements	53	9,063	0.6%	0.9%	1.0%	0.8%
% of FP17s Relating to Continuations	61	9,063	0.7%	1.3%	1.4%	1.2%
% of Patients satisfied with the dentistry they have received	7	7	N/A	92.1%	93.1%	92.8%
% of Patients satisfied with the time they had to wait for an appointment	7	7	N/A	88.1%	89.5%	88.7%

* This is based on patients treated on this contract for their most recent course of treatment. Figures in italics indicate the base number of FP17s or Patient Questionnaire responses are less than 100. N/A is shown where the base number of responses is less than 10 during the period. % is calculated as Quantity/Base number*100

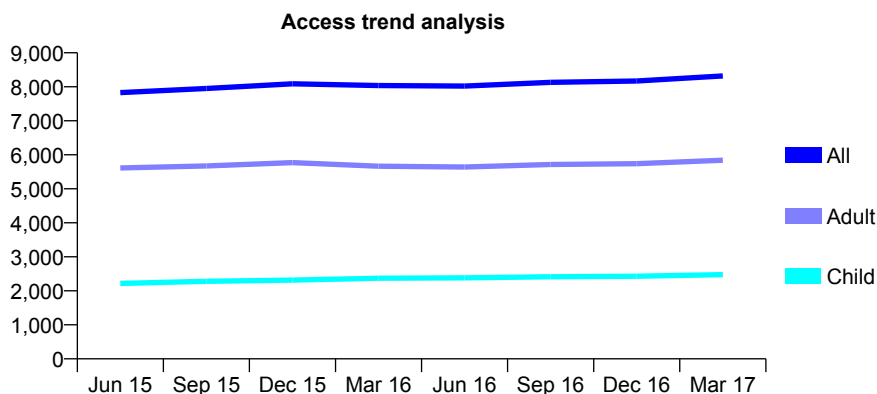
Q46 - Vital Signs At a Glance Contract Report for 155160/0002 - March 2017

Name or company name	DCO Dental
Contract type name	GDS Contract
Purpose of contract	General
Contract start date	01/08/2009
Contract end date	

16/17 Contracted general activity (UDA)	23,150
Carry forward general activity (UDA)	943
16/17 Contracted orthodontic activity (UOA)	0
Carry forward orthodontic activity (UOA)	0
Baseline contract value	£565,953.92

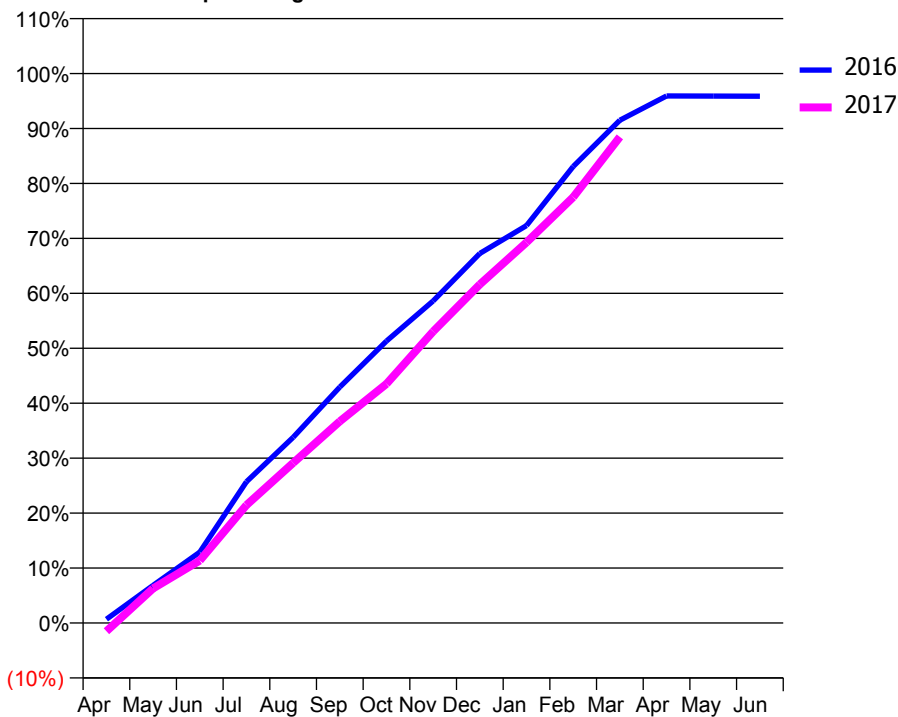
ACCESS*

Patients seen in 24 months	Total	Change since previous quarter
Quarter ending March 2016	8,036	
Quarter ending June 2016	8,022	→
Quarter ending September 2016	8,130	→
Quarter ending December 2016	8,170	→
Quarter ending March 2017	8,319	→
Variance since March 2016	3.5%	↑



ACTIVITY

Cumulative percentage of contracted UDA delivered 2016 & 2017



Month	Adjusted Scheduled Activity (UDA)	
	2016	2017
April	160	-353
May	1,568	1,458
June	2,947	2,631
July	5,876	4,968
August	7,722	6,742
September	9,812	8,495
October	11,726	10,076
November	13,393	12,284
December	15,368	14,267
January	16,525	16,033
February	18,981	17,940
March	20,905	20,478
April	21,917	
May	21,910	
June	21,907	

QUALITY

	Quantity	Base Number	Contract	AT	Region	England
% of FP17s for the same patient ID Re-attending within 3 months - Children	297	3,818	7.8%	12.9%	13.3%	12.3%
% of FP17s for the same patient ID Re-attending within 3 months - Adults	1,184	8,248	14.4%	17.6%	17.3%	16.7%
% of FP17s for the same patient ID Re-attending between 3 & 9 months - Children	2,483	3,818	65.0%	56.2%	58.9%	57.6%
% of FP17s for the same patient ID Re-attending between 3 & 9 months - Adults	4,265	8,248	51.7%	49.9%	52.2%	50.1%
% of FP17s for Band 1 Urgent Courses	902	10,434	8.6%	10.4%	9.2%	9.1%
% of FP17s Relating to Free Repair or Replacements	98	10,434	0.9%	0.9%	1.0%	0.8%
% of FP17s Relating to Continuations	65	10,434	0.6%	1.3%	1.4%	1.2%
% of Patients satisfied with the dentistry they have received	8	9	N/A	92.1%	93.1%	92.8%
% of Patients satisfied with the time they had to wait for an appointment	8	9	N/A	88.1%	89.5%	88.7%

* This is based on patients treated on this contract for their most recent course of treatment. Figures in italics indicate the base number of FP17s or Patient Questionnaire responses are less than 100. N/A is shown where the base number of responses is less than 10 during the period. % is calculated as Quantity/Base number*100

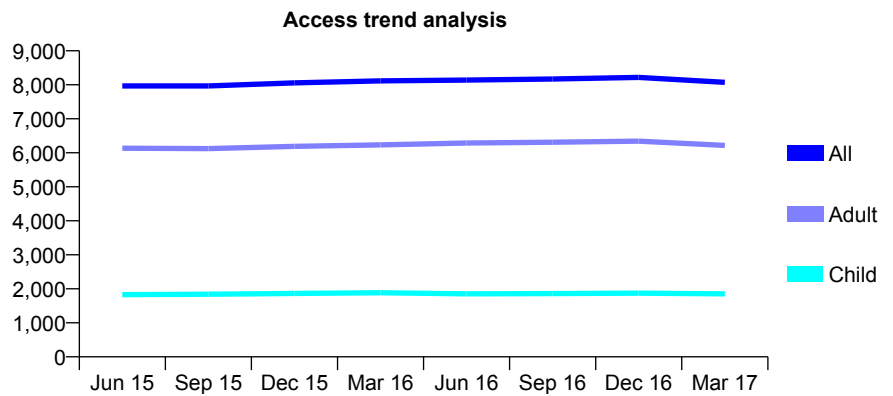
Q46 - Vital Signs At a Glance Contract Report for 155195/0001 - March 2017

Name or company name	Bolton and Bury Dental Practice
Contract type name	GDS Contract
Purpose of contract	General
Contract start date	01/04/2012
Contract end date	

16/17 Contracted general activity (UDA)	31,932
Carry forward general activity (UDA)	0
16/17 Contracted orthodontic activity (UOA)	0
Carry forward orthodontic activity (UOA)	0
Baseline contract value	£956,140.50

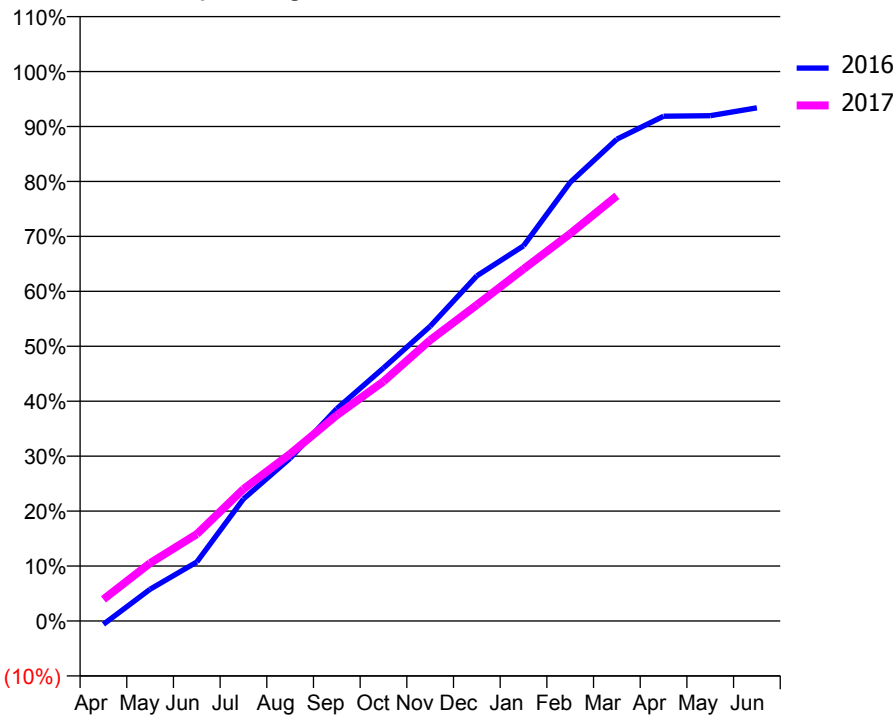
ACCESS*

Patients seen in 24 months	Total	Change since previous quarter
Quarter ending March 2016	8,116	
Quarter ending June 2016	8,141	→
Quarter ending September 2016	8,171	→
Quarter ending December 2016	8,218	→
Quarter ending March 2017	8,072	↓
Variance since March 2016	(0.5%)	→



ACTIVITY

Cumulative percentage of contracted UDA delivered 2016 & 2017



Month	Adjusted Scheduled Activity (UDA)	
	2016	2017
April	-177	1,257
May	1,645	3,365
June	3,052	5,048
July	6,316	7,665
August	8,418	9,711
September	10,985	11,959
October	13,092	13,923
November	15,254	16,322
December	17,863	18,370
January	19,415	20,456
February	22,693	22,510
March	24,935	24,706
April	26,119	
May	26,147	
June	26,553	

QUALITY

	Quantity	Base Number	Contract	AT	Region	England
% of FP17s for the same patient ID Re-attending within 3 months - Children	185	2,424	7.6%	12.9%	13.3%	12.3%
% of FP17s for the same patient ID Re-attending within 3 months - Adults	1,210	8,024	15.1%	17.6%	17.3%	16.7%
% of FP17s for the same patient ID Re-attending between 3 & 9 months - Children	1,148	2,424	47.4%	56.2%	58.9%	57.6%
% of FP17s for the same patient ID Re-attending between 3 & 9 months - Adults	4,048	8,024	50.4%	49.9%	52.2%	50.1%
% of FP17s for Band 1 Urgent Courses	855	9,881	8.7%	10.4%	9.2%	9.1%
% of FP17s Relating to Free Repair or Replacements	72	9,881	0.7%	0.9%	1.0%	0.8%
% of FP17s Relating to Continuations	169	9,881	1.7%	1.3%	1.4%	1.2%
% of Patients satisfied with the dentistry they have received	32	35	91.4%	92.1%	93.1%	92.8%
% of Patients satisfied with the time they had to wait for an appointment	27	35	77.1%	88.1%	89.5%	88.7%

* This is based on patients treated on this contract for their most recent course of treatment. Figures in italics indicate the base number of FP17s or Patient Questionnaire responses are less than 100. N/A is shown where the base number of responses is less than 10 during the period. % is calculated as Quantity/Base number*100

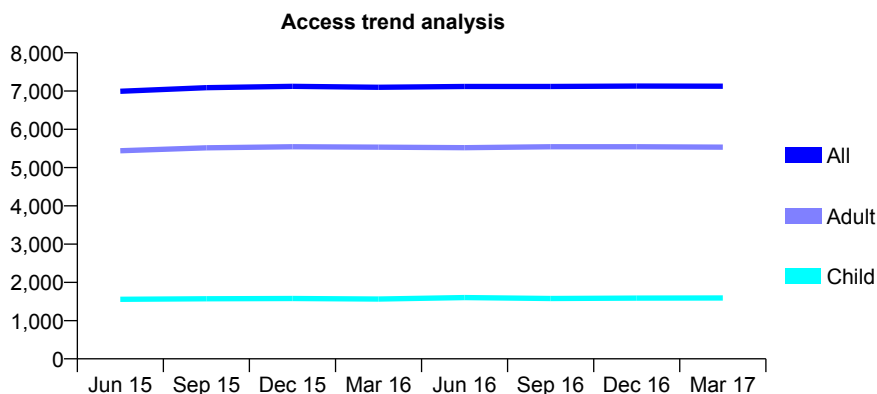
Q46 - Vital Signs At a Glance Contract Report for 156140/0001 - March 2017

Name or company name	Edgeley Dental Practice
Contract type name	GDS Contract
Purpose of contract	General
Contract start date	22/03/2007
Contract end date	

16/17 Contracted general activity (UDA)	22,636
Carry forward general activity (UDA)	807
16/17 Contracted orthodontic activity (UOA)	0
Carry forward orthodontic activity (UOA)	0
Baseline contract value	£719,716.81

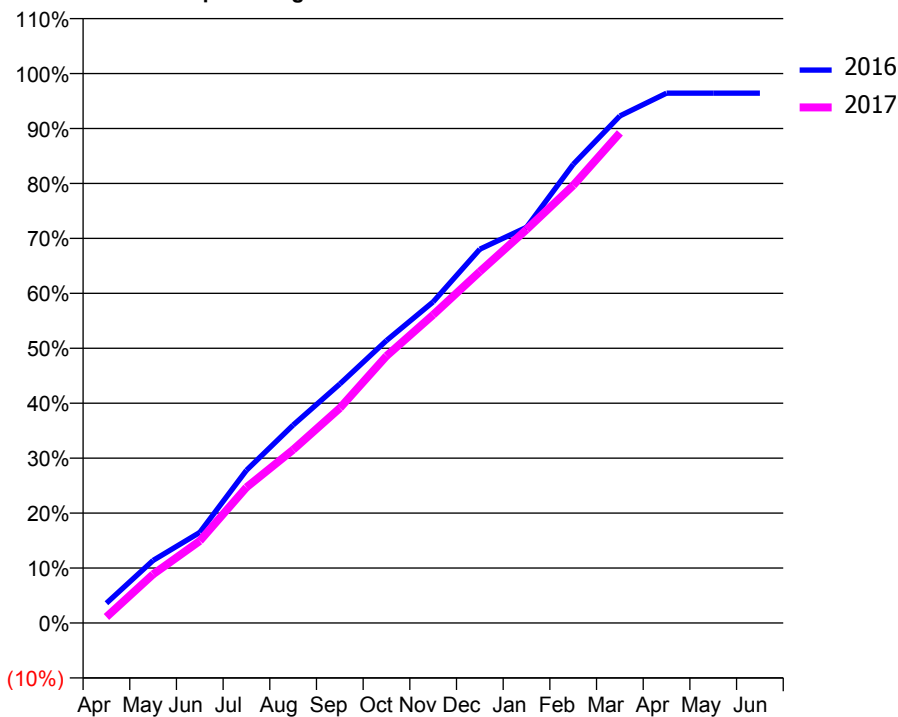
ACCESS*

Patients seen in 24 months	Total	Change since previous quarter
Quarter ending March 2016	7,099	
Quarter ending June 2016	7,119	→
Quarter ending September 2016	7,119	→
Quarter ending December 2016	7,131	→
Quarter ending March 2017	7,127	→
Variance since March 2016	0.4%	→



ACTIVITY

Cumulative percentage of contracted UDA delivered 2016 & 2017



Month	Adjusted Scheduled Activity (UDA)	
	2016	2017
April	818	249
May	2,580	2,007
June	3,731	3,380
July	6,292	5,587
August	8,153	7,138
September	9,845	8,849
October	11,638	10,997
November	13,231	12,697
December	15,400	14,478
January	16,300	16,208
February	18,891	18,024
March	20,885	20,190
April	21,829	
May	21,829	
June	21,829	

QUALITY

	Quantity	Base Number	Contract	AT	Region	England
% of FP17s for the same patient ID Re-attending within 3 months - Children	169	2,363	7.2%	12.9%	13.3%	12.3%
% of FP17s for the same patient ID Re-attending within 3 months - Adults	1,413	8,864	15.9%	17.6%	17.3%	16.7%
% of FP17s for the same patient ID Re-attending between 3 & 9 months - Children	1,416	2,363	59.9%	56.2%	58.9%	57.6%
% of FP17s for the same patient ID Re-attending between 3 & 9 months - Adults	5,408	8,864	61.0%	49.9%	52.2%	50.1%
% of FP17s for Band 1 Urgent Courses	632	10,840	5.8%	10.4%	9.2%	9.1%
% of FP17s Relating to Free Repair or Replacements	72	10,840	0.7%	0.9%	1.0%	0.8%
% of FP17s Relating to Continuations	340	10,840	3.1%	1.3%	1.4%	1.2%
% of Patients satisfied with the dentistry they have received	7	7	N/A	92.1%	93.1%	92.8%
% of Patients satisfied with the time they had to wait for an appointment	6	7	N/A	88.1%	89.5%	88.7%

* This is based on patients treated on this contract for their most recent course of treatment. Figures in italics indicate the base number of FP17s or Patient Questionnaire responses are less than 100. N/A is shown where the base number of responses is less than 10 during the period. % is calculated as Quantity/Base number*100

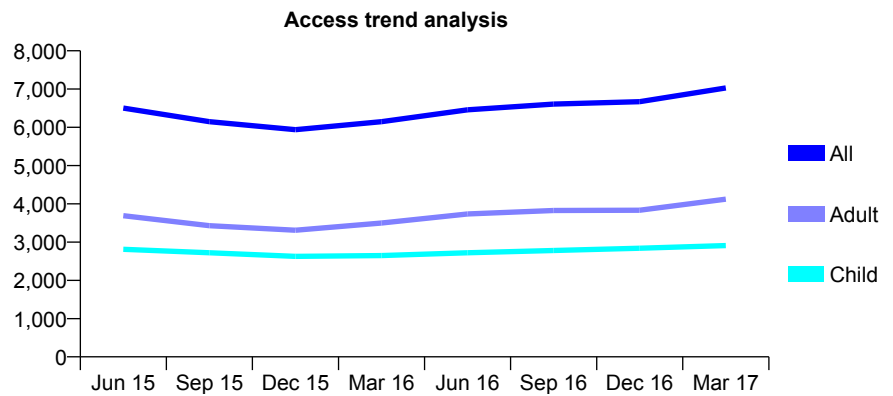
Q46 - Vital Signs At a Glance Contract Report for 156523/0001 - March 2017

Name or company name	Daylesford Associates Limited
Contract type name	GDS Contract
Purpose of contract	General
Contract start date	22/05/2008
Contract end date	

16/17 Contracted general activity (UDA)	21,288
Carry forward general activity (UDA)	0
16/17 Contracted orthodontic activity (UOA)	0
Carry forward orthodontic activity (UOA)	0
Baseline contract value	£587,077.08

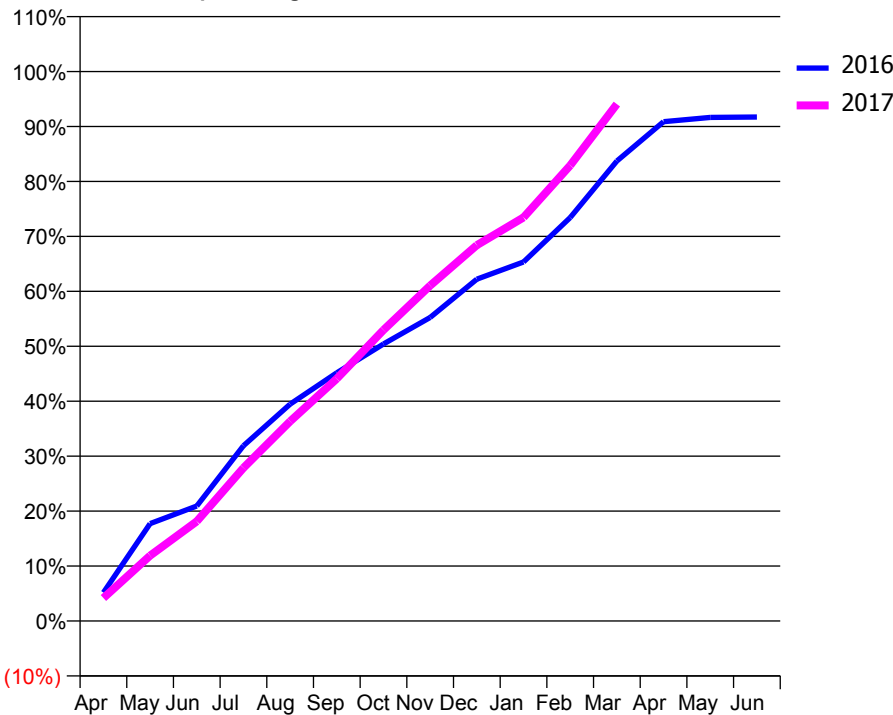
ACCESS*

Patients seen in 24 months	Total	Change since previous quarter
Quarter ending March 2016	6,146	
Quarter ending June 2016	6,456	↑
Quarter ending September 2016	6,607	↑
Quarter ending December 2016	6,671	→
Quarter ending March 2017	7,029	↑
Variance since March 2016	14.4%	↑



ACTIVITY

Cumulative percentage of contracted UDA delivered 2016 & 2017



Month	Adjusted Scheduled Activity (UDA)	
	2016	2017
April	1,103	893
May	3,775	2,533
June	4,457	3,861
July	6,793	5,933
August	8,402	7,736
September	9,615	9,390
October	10,731	11,274
November	11,759	12,994
December	13,244	14,559
January	13,911	15,633
February	15,627	17,650
March	17,818	20,023
April	19,342	
May	19,508	
June	19,526	

QUALITY

	Quantity	Base Number	Contract	AT	Region	England
% of FP17s for the same patient ID Re-attending within 3 months - Children	423	4,439	9.5%	12.9%	13.3%	12.3%
% of FP17s for the same patient ID Re-attending within 3 months - Adults	1,059	5,475	19.3%	17.6%	17.3%	16.7%
% of FP17s for the same patient ID Re-attending between 3 & 9 months - Children	2,105	4,439	47.4%	56.2%	58.9%	57.6%
% of FP17s for the same patient ID Re-attending between 3 & 9 months - Adults	1,882	5,475	34.4%	49.9%	52.2%	50.1%
% of FP17s for Band 1 Urgent Courses	1,398	9,076	15.4%	10.4%	9.2%	9.1%
% of FP17s Relating to Free Repair or Replacements	16	9,076	0.2%	0.9%	1.0%	0.8%
% of FP17s Relating to Continuations	46	9,076	0.5%	1.3%	1.4%	1.2%
% of Patients satisfied with the dentistry they have received	4	5	N/A	92.1%	93.1%	92.8%
% of Patients satisfied with the time they had to wait for an appointment	3	5	N/A	88.1%	89.5%	88.7%

* This is based on patients treated on this contract for their most recent course of treatment. Figures in italics indicate the base number of FP17s or Patient Questionnaire responses are less than 100. N/A is shown where the base number of responses is less than 10 during the period. % is calculated as Quantity/Base number*100

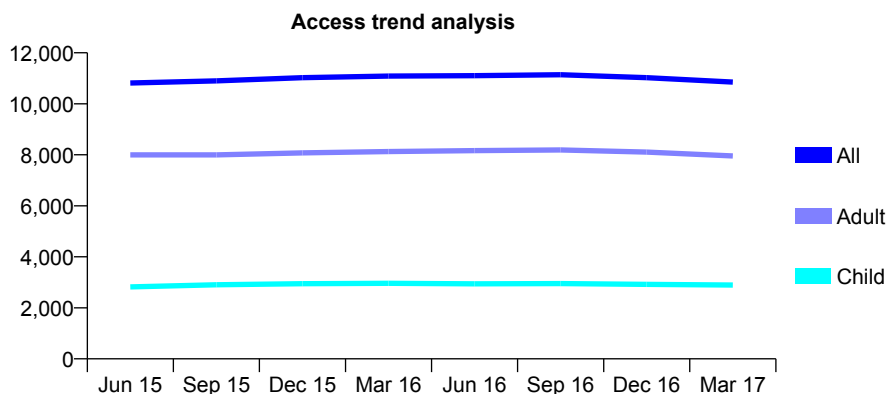
Q46 - Vital Signs At a Glance Contract Report for 158216/0001 - March 2017

Name or company name	Bredbury Dental Practice Ltd
Contract type name	GDS Contract
Purpose of contract	General
Contract start date	01/04/2008
Contract end date	

16/17 Contracted general activity (UDA)	29,008
Carry forward general activity (UDA)	-580
16/17 Contracted orthodontic activity (UOA)	0
Carry forward orthodontic activity (UOA)	0
Baseline contract value	£830,123.77

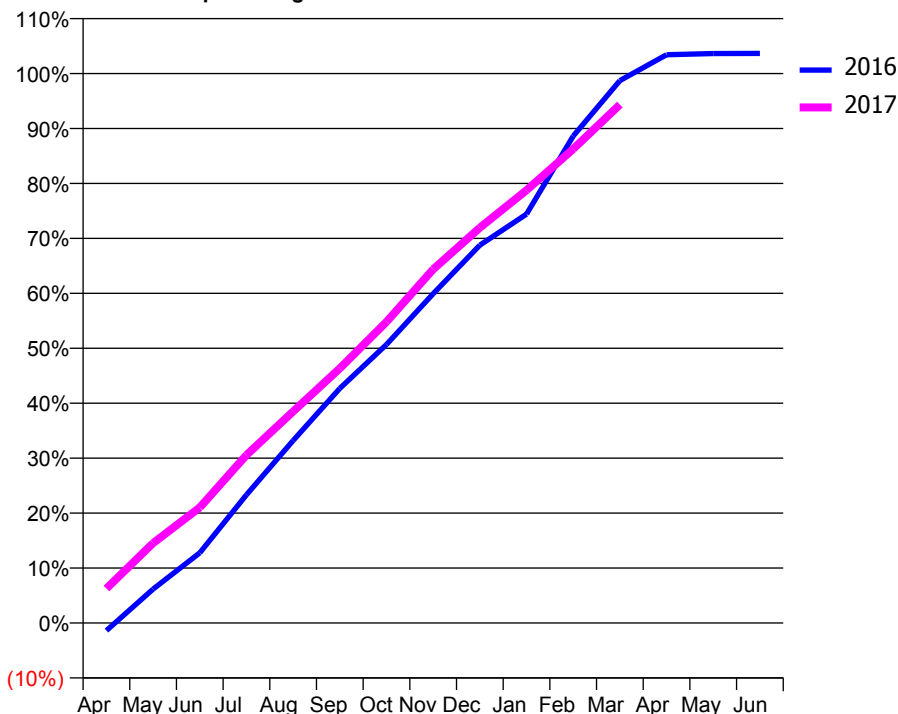
ACCESS*

Patients seen in 24 months	Total	Change since previous quarter
Quarter ending March 2016	11,090	
Quarter ending June 2016	11,105	→
Quarter ending September 2016	11,142	→
Quarter ending December 2016	11,025	↓
Quarter ending March 2017	10,854	↓
Variance since March 2016	(2.1%)	↓



ACTIVITY

Cumulative percentage of contracted UDA delivered 2016 & 2017



Month	Adjusted Scheduled Activity (UDA)	
	2016	2017
April	-403	1,818
May	1,792	4,219
June	3,706	6,101
July	6,766	8,867
August	9,631	11,167
September	12,385	13,444
October	14,699	15,898
November	17,381	18,675
December	19,943	20,872
January	21,583	22,846
February	25,702	25,022
March	28,633	27,368
April	30,000	
May	30,061	
June	30,072	

QUALITY

	Quantity	Base Number	Contract	AT	Region	England
% of FP17s for the same patient ID Re-attending within 3 months - Children	375	4,151	9.0%	12.9%	13.3%	12.3%
% of FP17s for the same patient ID Re-attending within 3 months - Adults	1,108	9,468	11.7%	17.6%	17.3%	16.7%
% of FP17s for the same patient ID Re-attending between 3 & 9 months - Children	2,495	4,151	60.1%	56.2%	58.9%	57.6%
% of FP17s for the same patient ID Re-attending between 3 & 9 months - Adults	4,714	9,468	49.8%	49.9%	52.2%	50.1%
% of FP17s for Band 1 Urgent Courses	660	12,840	5.1%	10.4%	9.2%	9.1%
% of FP17s Relating to Free Repair or Replacements	70	12,840	0.5%	0.9%	1.0%	0.8%
% of FP17s Relating to Continuations	204	12,840	1.6%	1.3%	1.4%	1.2%
% of Patients satisfied with the dentistry they have received	25	26	96.2%	92.1%	93.1%	92.8%
% of Patients satisfied with the time they had to wait for an appointment	24	26	92.3%	88.1%	89.5%	88.7%

* This is based on patients treated on this contract for their most recent course of treatment. Figures in italics indicate the base number of FP17s or Patient Questionnaire responses are less than 100. N/A is shown where the base number of responses is less than 10 during the period. % is calculated as Quantity/Base number*100

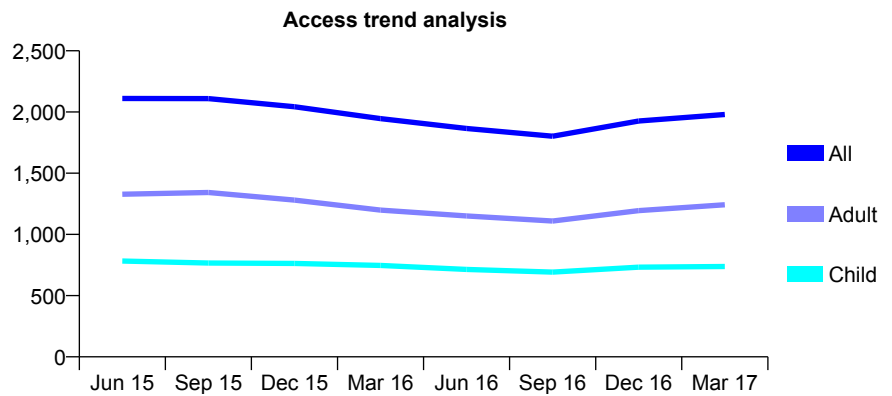
Q46 - Vital Signs At a Glance Contract Report for 158453/0001 - March 2017

Name or company name	Ravat and Ray Dental Care (Pemberton) Lt
Contract type name	GDS Contract
Purpose of contract	General
Contract start date	01/10/2013
Contract end date	

16/17 Contracted general activity (UDA)	6,500
Carry forward general activity (UDA)	-130
16/17 Contracted orthodontic activity (UOA)	0
Carry forward orthodontic activity (UOA)	0
Baseline contract value	£195,603.16

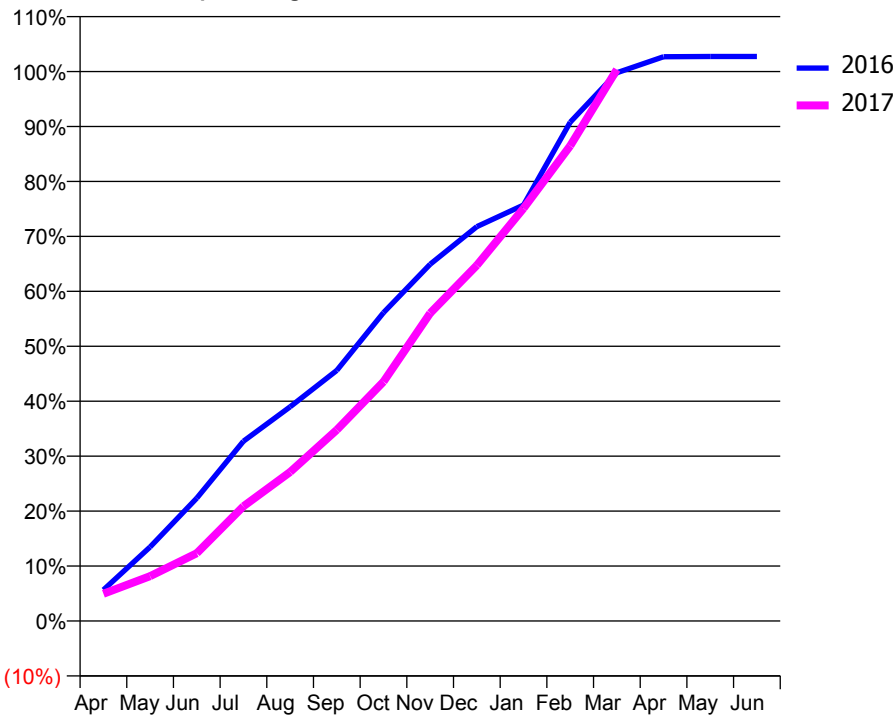
ACCESS*

Patients seen in 24 months	Total	Change since previous quarter
Quarter ending March 2016	1,946	
Quarter ending June 2016	1,865	↓
Quarter ending September 2016	1,802	↓
Quarter ending December 2016	1,927	↑
Quarter ending March 2017	1,980	↑
Variance since March 2016	1.7%	→



ACTIVITY

Cumulative percentage of contracted UDA delivered 2016 & 2017



Month	Adjusted Scheduled Activity (UDA)	
	2016	2017
April	368	323
May	876	530
June	1,454	803
July	2,127	1,358
August	2,534	1,762
September	2,965	2,261
October	3,648	2,831
November	4,220	3,641
December	4,665	4,208
January	4,920	4,882
February	5,900	5,621
March	6,486	6,523
April	6,675	
May	6,677	
June	6,677	

QUALITY

	Quantity	Base Number	Contract	AT	Region	England
% of FP17s for the same patient ID Re-attending within 3 months - Children	216	1,306	16.5%	12.9%	13.3%	12.3%
% of FP17s for the same patient ID Re-attending within 3 months - Adults	300	1,831	16.4%	17.6%	17.3%	16.7%
% of FP17s for the same patient ID Re-attending between 3 & 9 months - Children	766	1,306	58.7%	56.2%	58.9%	57.6%
% of FP17s for the same patient ID Re-attending between 3 & 9 months - Adults	916	1,831	50.0%	49.9%	52.2%	50.1%
% of FP17s for Band 1 Urgent Courses	390	3,085	12.6%	10.4%	9.2%	9.1%
% of FP17s Relating to Free Repair or Replacements	23	3,085	0.7%	0.9%	1.0%	0.8%
% of FP17s Relating to Continuations	3	3,085	0.1%	1.3%	1.4%	1.2%
% of Patients satisfied with the dentistry they have received	1	1	N/A	92.1%	93.1%	92.8%
% of Patients satisfied with the time they had to wait for an appointment	1	1	N/A	88.1%	89.5%	88.7%

* This is based on patients treated on this contract for their most recent course of treatment. Figures in italics indicate the base number of FP17s or Patient Questionnaire responses are less than 100. N/A is shown where the base number of responses is less than 10 during the period. % is calculated as Quantity/Base number*100

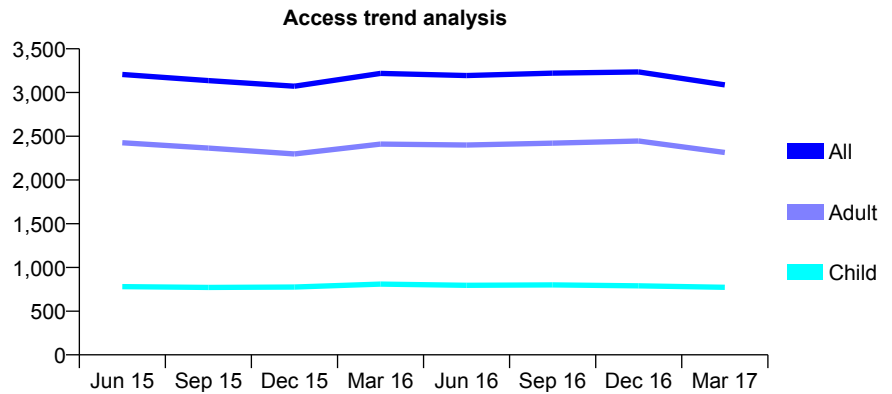
Q46 - Vital Signs At a Glance Contract Report for 158550/0001 - March 2017

Name or company name	Pearl Smile Limited
Contract type name	GDS Contract
Purpose of contract	General
Contract start date	01/03/2010
Contract end date	

16/17 Contracted general activity (UDA)	9,882
Carry forward general activity (UDA)	-197
16/17 Contracted orthodontic activity (UOA)	0
Carry forward orthodontic activity (UOA)	0
Baseline contract value	£267,200.06

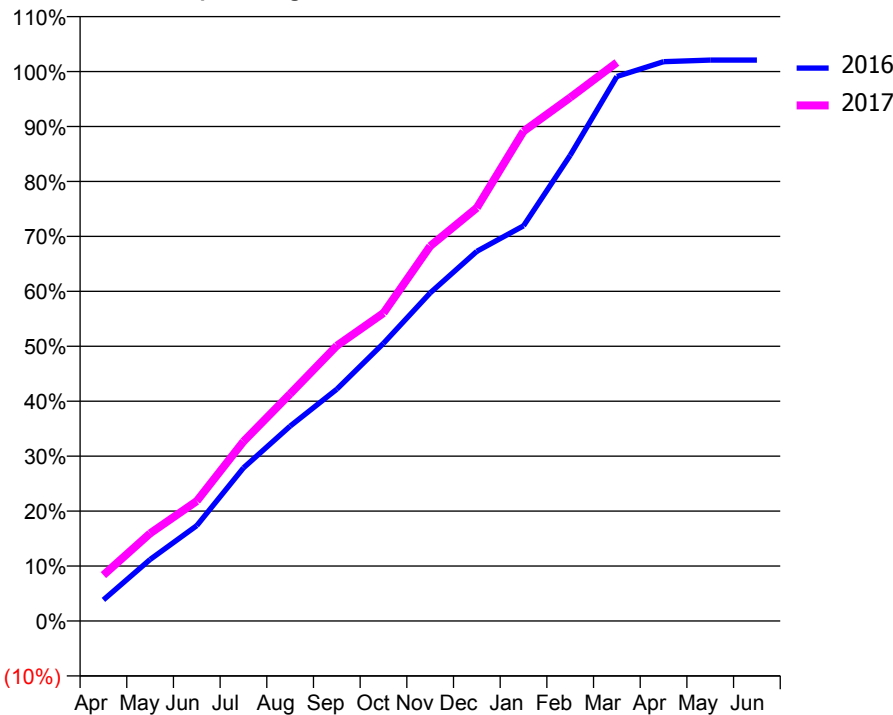
ACCESS*

Patients seen in 24 months	Total	Change since previous quarter
Quarter ending March 2016	3,219	
Quarter ending June 2016	3,194	→
Quarter ending September 2016	3,221	→
Quarter ending December 2016	3,235	→
Quarter ending March 2017	3,087	↓
Variance since March 2016	(4.1%)	↓



ACTIVITY

Cumulative percentage of contracted UDA delivered 2016 & 2017



Month	Adjusted Scheduled Activity (UDA)	
	2016	2017
April	390	826
May	1,133	1,577
June	1,757	2,157
July	2,821	3,229
August	3,589	4,086
September	4,270	4,950
October	5,112	5,539
November	6,042	6,742
December	6,806	7,431
January	7,277	8,806
February	8,576	9,413
March	10,027	10,044
April	10,298	
May	10,328	
June	10,328	

QUALITY

	Quantity	Base Number	Contract	AT	Region	England
% of FP17s for the same patient ID Re-attending within 3 months - Children	78	954	8.2%	12.9%	13.3%	12.3%
% of FP17s for the same patient ID Re-attending within 3 months - Adults	334	2,780	12.0%	17.6%	17.3%	16.7%
% of FP17s for the same patient ID Re-attending between 3 & 9 months - Children	539	954	56.5%	56.2%	58.9%	57.6%
% of FP17s for the same patient ID Re-attending between 3 & 9 months - Adults	1,489	2,780	53.6%	49.9%	52.2%	50.1%
% of FP17s for Band 1 Urgent Courses	349	3,615	9.7%	10.4%	9.2%	9.1%
% of FP17s Relating to Free Repair or Replacements	11	3,615	0.3%	0.9%	1.0%	0.8%
% of FP17s Relating to Continuations	7	3,615	0.2%	1.3%	1.4%	1.2%
% of Patients satisfied with the dentistry they have received	2	3	N/A	92.1%	93.1%	92.8%
% of Patients satisfied with the time they had to wait for an appointment	2	3	N/A	88.1%	89.5%	88.7%

* This is based on patients treated on this contract for their most recent course of treatment. Figures in italics indicate the base number of FP17s or Patient Questionnaire responses are less than 100. N/A is shown where the base number of responses is less than 10 during the period. % is calculated as Quantity/Base number*100

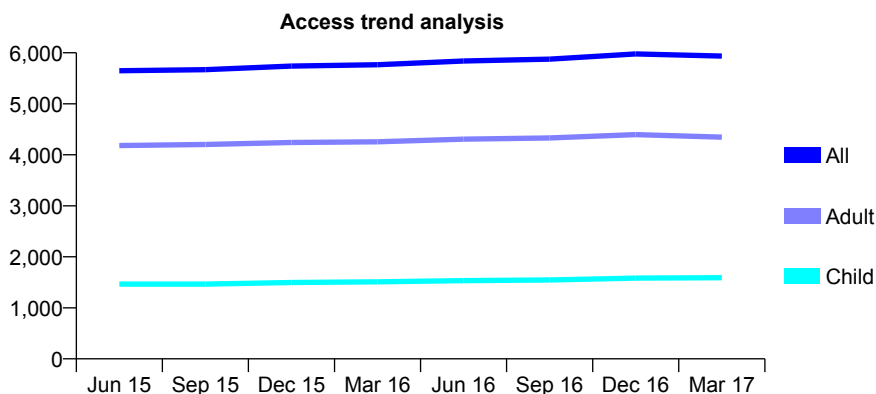
Q46 - Vital Signs At a Glance Contract Report for 158674/0001 - March 2017

Name or company name	IDH 418 Limited
Contract type name	GDS Contract
Purpose of contract	General
Contract start date	01/10/2008
Contract end date	

16/17 Contracted general activity (UDA)	15,889
Carry forward general activity (UDA)	-7
16/17 Contracted orthodontic activity (UOA)	0
Carry forward orthodontic activity (UOA)	0
Baseline contract value	£563,566.41

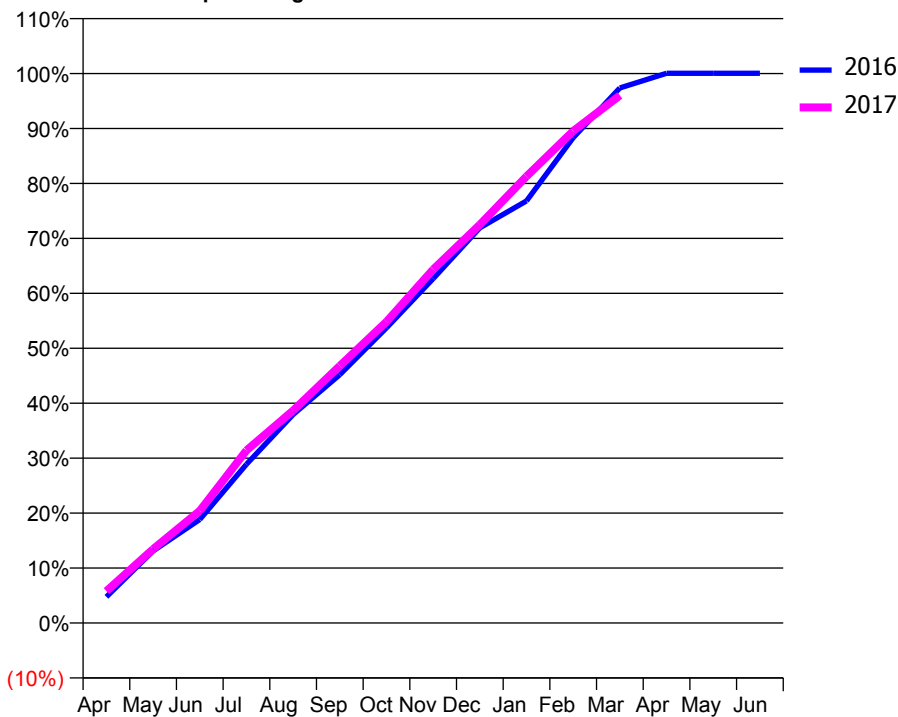
ACCESS*

Patients seen in 24 months	Total	Change since previous quarter
Quarter ending March 2016	5,766	
Quarter ending June 2016	5,840	→
Quarter ending September 2016	5,876	→
Quarter ending December 2016	5,979	→
Quarter ending March 2017	5,936	→
Variance since March 2016	2.9%	↑



ACTIVITY

Cumulative percentage of contracted UDA delivered 2016 & 2017



Adjusted Scheduled Activity (UDA)

Month	2016	2017
April	759	923
May	2,086	2,139
June	2,994	3,243
July	4,589	4,990
August	6,027	6,143
September	7,181	7,436
October	8,534	8,710
November	9,959	10,222
December	11,427	11,520
January	12,204	12,915
February	14,032	14,226
March	15,472	15,257
April	15,896	
May	15,896	
June	15,896	

QUALITY

	Quantity	Base Number	Contract	AT	Region	England
% of FP17s for the same patient ID Re-attending within 3 months - Children	159	2,067	7.7%	12.9%	13.3%	12.3%
% of FP17s for the same patient ID Re-attending within 3 months - Adults	610	5,079	12.0%	17.6%	17.3%	16.7%
% of FP17s for the same patient ID Re-attending between 3 & 9 months - Children	965	2,067	46.7%	56.2%	58.9%	57.6%
% of FP17s for the same patient ID Re-attending between 3 & 9 months - Adults	2,275	5,079	44.8%	49.9%	52.2%	50.1%
% of FP17s for Band 1 Urgent Courses	273	6,920	3.9%	10.4%	9.2%	9.1%
% of FP17s Relating to Free Repair or Replacements	54	6,920	0.8%	0.9%	1.0%	0.8%
% of FP17s Relating to Continuations	202	6,920	2.9%	1.3%	1.4%	1.2%
% of Patients satisfied with the dentistry they have received	3	3	N/A	92.1%	93.1%	92.8%
% of Patients satisfied with the time they had to wait for an appointment	2	3	N/A	88.1%	89.5%	88.7%

* This is based on patients treated on this contract for their most recent course of treatment. Figures in italics indicate the base number of FP17s or Patient Questionnaire responses are less than 100. N/A is shown where the base number of responses is less than 10 during the period. % is calculated as Quantity/Base number*100

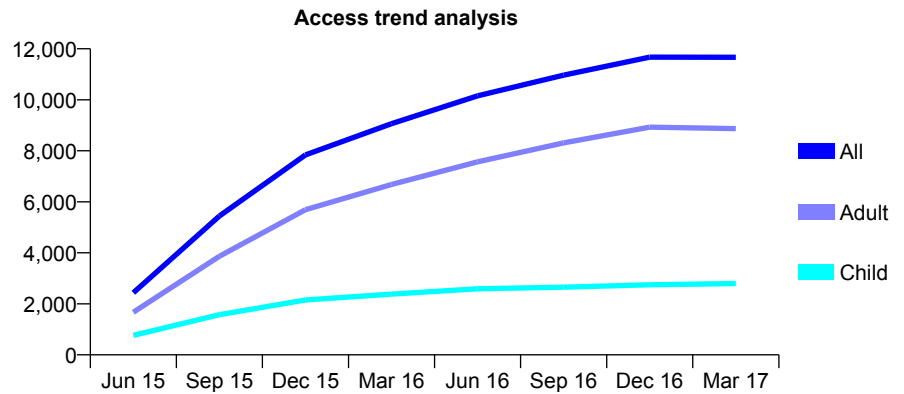
Q46 - Vital Signs At a Glance Contract Report for 160059/0001 - March 2017

Name or company name	REVIVE DENTAL CARE LIMITED
Contract type name	Pilot Contract
Purpose of contract	General
Contract start date	01/01/2015
Contract end date	

16/17 Contracted general activity (UDA)	28,580
Carry forward general activity (UDA)	0
16/17 Contracted orthodontic activity (UOA)	0
Carry forward orthodontic activity (UOA)	0
Baseline contract value	£1,005,797.22

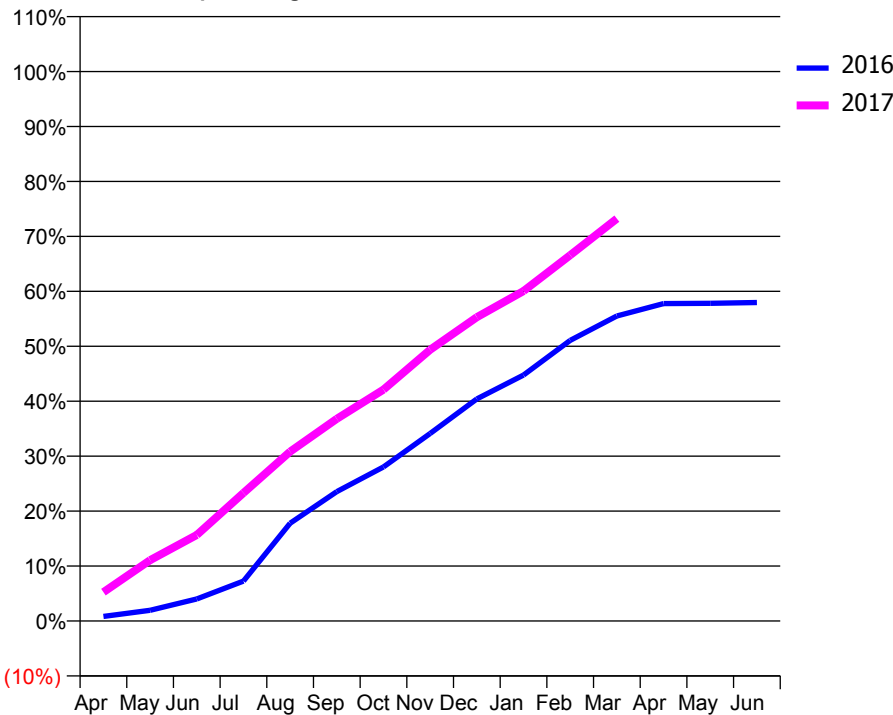
ACCESS*

Patients seen in 24 months	Total	Change since previous quarter
Quarter ending March 2016	9,064	
Quarter ending June 2016	10,158	↑
Quarter ending September 2016	10,966	↑
Quarter ending December 2016	11,674	↑
Quarter ending March 2017	11,666	→
Variance since March 2016	28.7%	↑



ACTIVITY

Cumulative percentage of contracted UDA delivered 2016 & 2017



Month	Adjusted Scheduled Activity (UDA)	
	2016	2017
April	238	1,502
May	560	3,168
June	1,145	4,478
July	2,079	6,661
August	5,088	8,814
September	6,730	10,516
October	8,016	12,037
November	9,752	14,110
December	11,551	15,800
January	12,794	17,165
February	14,597	19,027
March	15,865	20,930
April	16,510	
May	16,526	
June	16,564	

QUALITY

	Quantity	Base Number	Contract	AT	Region	England
% of FP17s for the same patient ID Re-attending within 3 months - Children	190	3,472	5.5%	12.9%	13.3%	12.3%
% of FP17s for the same patient ID Re-attending within 3 months - Adults	1,262	8,858	14.2%	17.6%	17.3%	16.7%
% of FP17s for the same patient ID Re-attending between 3 & 9 months - Children	1,269	3,472	36.5%	56.2%	58.9%	57.6%
% of FP17s for the same patient ID Re-attending between 3 & 9 months - Adults	1,768	8,858	20.0%	49.9%	52.2%	50.1%
% of FP17s for Band 1 Urgent Courses	2,277	11,745	19.4%	10.4%	9.2%	9.1%
% of FP17s Relating to Free Repair or Replacements	52	11,745	0.4%	0.9%	1.0%	0.8%
% of FP17s Relating to Continuations	2	11,745	0.0%	1.3%	1.4%	1.2%
% of Patients satisfied with the dentistry they have received	4	4	N/A	92.1%	93.1%	92.8%
% of Patients satisfied with the time they had to wait for an appointment	3	4	N/A	88.1%	89.5%	88.7%

* This is based on patients treated on this contract for their most recent course of treatment. Figures in italics indicate the base number of FP17s or Patient Questionnaire responses are less than 100. N/A is shown where the base number of responses is less than 10 during the period. % is calculated as Quantity/Base number*100

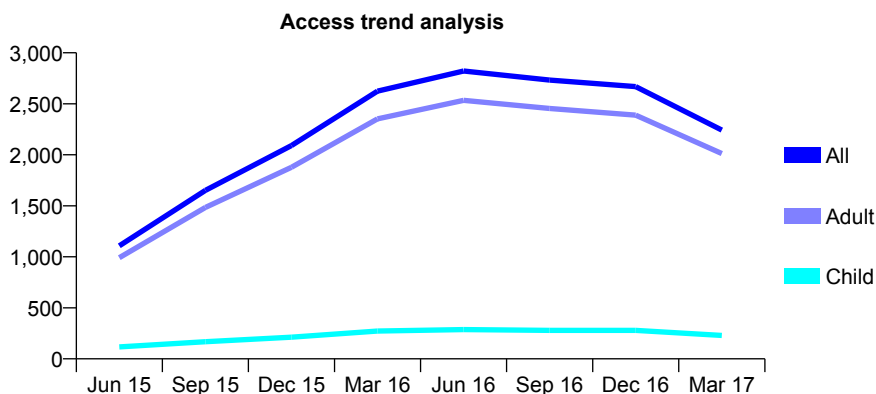
Q46 - Vital Signs At a Glance Contract Report for 160059/0004 - March 2017

Name or company name	REVIVE DENTAL CARE LIMITED
Contract type name	PDS Contract
Purpose of contract	General
Contract start date	01/01/2015
Contract end date	31/03/2018

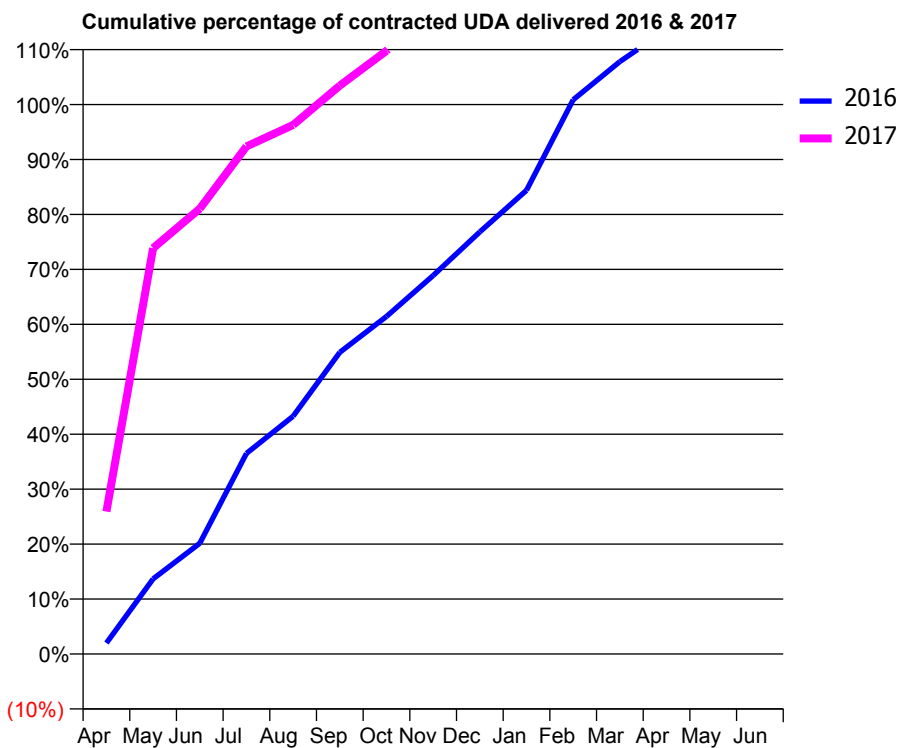
16/17 Contracted general activity (UDA)	918
Carry forward general activity (UDA)	0
16/17 Contracted orthodontic activity (UOA)	0
Carry forward orthodontic activity (UOA)	0
Baseline contract value	£50,350.00

ACCESS*

Patients seen in 24 months	Total	Change since previous quarter
Quarter ending March 2016	2,624	
Quarter ending June 2016	2,821	↑
Quarter ending September 2016	2,733	↓
Quarter ending December 2016	2,668	↓
Quarter ending March 2017	2,243	↓
Variance since March 2016	(14.5%)	↓



ACTIVITY



Month	Adjusted Scheduled Activity (UDA)	
	2016	2017
April	110	238
May	752	678
June	1,109	744
July	2,008	848
August	2,381	884
September	3,019	950
October	3,379	1,008
November	3,789	1,084
December	4,224	1,218
January	4,642	1,270
February	5,547	1,482
March	5,929	1,482
April	6,248	
May	6,248	
June	6,249	

QUALITY

	Quantity	Base Number	Contract	AT	Region	England
% of FP17s for the same patient ID Re-attending within 3 months - Children	4	131	3.1%	12.9%	13.3%	12.3%
% of FP17s for the same patient ID Re-attending within 3 months - Adults	40	813	4.9%	17.6%	17.3%	16.7%
% of FP17s for the same patient ID Re-attending between 3 & 9 months - Children	0	131	0.0%	56.2%	58.9%	57.6%
% of FP17s for the same patient ID Re-attending between 3 & 9 months - Adults	14	813	1.7%	49.9%	52.2%	50.1%
% of FP17s for Band 1 Urgent Courses	561	694	80.8%	10.4%	9.2%	9.1%
% of FP17s Relating to Free Repair or Replacements	2	694	0.3%	0.9%	1.0%	0.8%
% of FP17s Relating to Continuations	0	694	0.0%	1.3%	1.4%	1.2%
% of Patients satisfied with the dentistry they have received	2	3	N/A	92.1%	93.1%	92.8%
% of Patients satisfied with the time they had to wait for an appointment	2	3	N/A	88.1%	89.5%	88.7%

* This is based on patients treated on this contract for their most recent course of treatment. Figures in italics indicate the base number of FP17s or Patient Questionnaire responses are less than 100. N/A is shown where the base number of responses is less than 10 during the period. % is calculated as Quantity/Base number*100

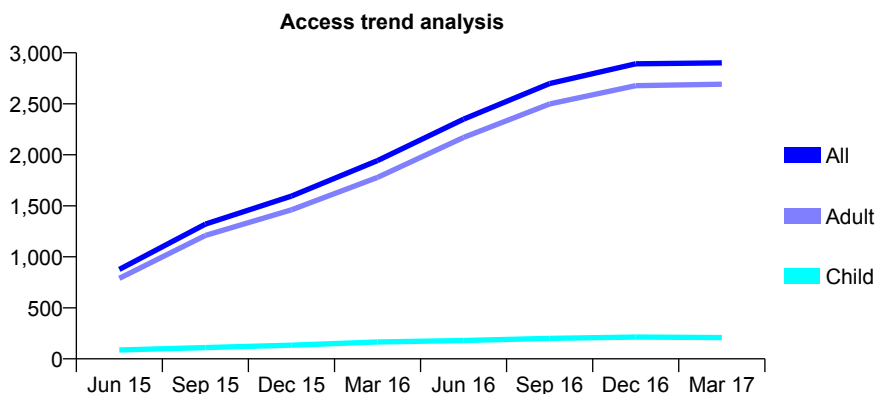
Q46 - Vital Signs At a Glance Contract Report for 160059/0005 - March 2017

Name or company name	REVIVE DENTAL CARE LIMITED
Contract type name	PDS Contract
Purpose of contract	General
Contract start date	01/01/2015
Contract end date	31/03/2018

16/17 Contracted general activity (UDA)	4,800
Carry forward general activity (UDA)	0
16/17 Contracted orthodontic activity (UOA)	0
Carry forward orthodontic activity (UOA)	0
Baseline contract value	£151,343.31

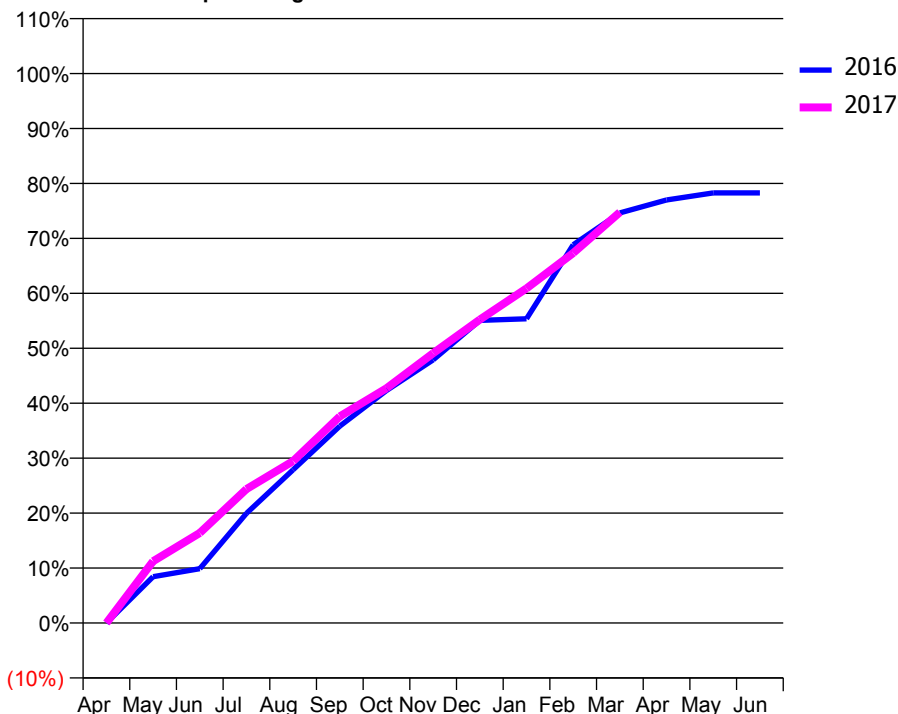
ACCESS*

Patients seen in 24 months	Total	Change since previous quarter
Quarter ending March 2016	1,943	
Quarter ending June 2016	2,350	↑
Quarter ending September 2016	2,699	↑
Quarter ending December 2016	2,892	↑
Quarter ending March 2017	2,901	→
Variance since March 2016	49.3%	↑



ACTIVITY

Cumulative percentage of contracted UDA delivered 2016 & 2017



Month	Adjusted Scheduled Activity (UDA)	
	2016	2017
April	0	0
May	404	540
June	475	787
July	958	1,170
August	1,339	1,414
September	1,720	1,805
October	2,030	2,051
November	2,299	2,357
December	2,644	2,651
January	2,658	2,923
February	3,304	3,232
March	3,582	3,588
April	3,695	
May	3,757	
June	3,757	

QUALITY

	Quantity	Base Number	Contract	AT	Region	England
% of FP17s for the same patient ID Re-attending within 3 months - Children	20	270	7.4%	12.9%	13.3%	12.3%
% of FP17s for the same patient ID Re-attending within 3 months - Adults	256	2,868	8.9%	17.6%	17.3%	16.7%
% of FP17s for the same patient ID Re-attending between 3 & 9 months - Children	17	270	6.3%	56.2%	58.9%	57.6%
% of FP17s for the same patient ID Re-attending between 3 & 9 months - Adults	164	2,868	5.7%	49.9%	52.2%	50.1%
% of FP17s for Band 1 Urgent Courses	2,985	2,987	99.9%	10.4%	9.2%	9.1%
% of FP17s Relating to Free Repair or Replacements	10	2,987	0.3%	0.9%	1.0%	0.8%
% of FP17s Relating to Continuations	0	2,987	0.0%	1.3%	1.4%	1.2%
% of Patients satisfied with the dentistry they have received	1	1	N/A	92.1%	93.1%	92.8%
% of Patients satisfied with the time they had to wait for an appointment	1	1	N/A	88.1%	89.5%	88.7%

* This is based on patients treated on this contract for their most recent course of treatment. Figures in italics indicate the base number of FP17s or Patient Questionnaire responses are less than 100. N/A is shown where the base number of responses is less than 10 during the period. % is calculated as Quantity/Base number*100

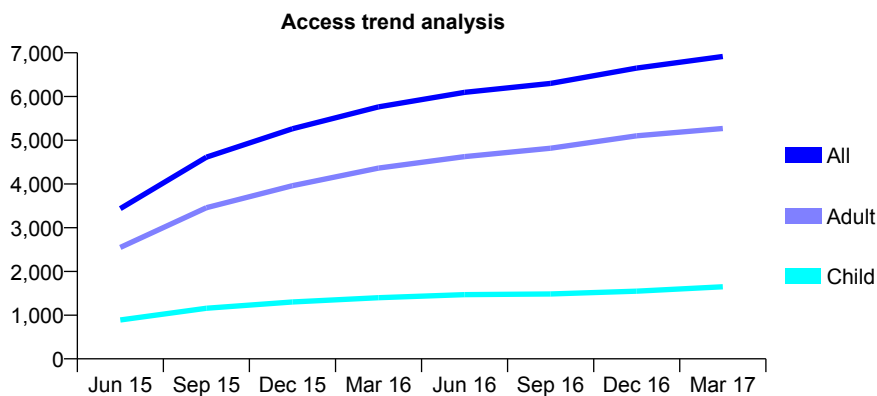
Q46 - Vital Signs At a Glance Contract Report for 160059/0007 - March 2017

Name or company name	REVIVE DENTAL CARE LIMITED
Contract type name	GDS Contract
Purpose of contract	General
Contract start date	01/01/2015
Contract end date	

16/17 Contracted general activity (UDA)	20,000
Carry forward general activity (UDA)	395
16/17 Contracted orthodontic activity (UOA)	0
Carry forward orthodontic activity (UOA)	0
Baseline contract value	£488,945.07

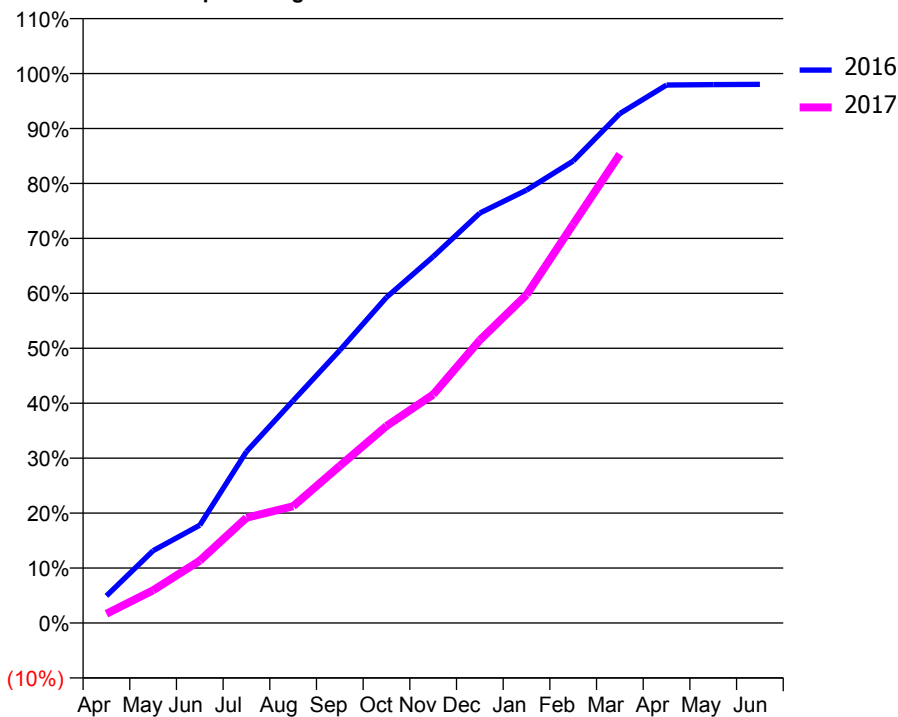
ACCESS*

Patients seen in 24 months	Total	Change since previous quarter
Quarter ending March 2016	5,762	
Quarter ending June 2016	6,096	↑
Quarter ending September 2016	6,301	↑
Quarter ending December 2016	6,651	↑
Quarter ending March 2017	6,917	↑
Variance since March 2016	20.0%	↑



ACTIVITY

Cumulative percentage of contracted UDA delivered 2016 & 2017



Month	Adjusted Scheduled Activity (UDA)	
	2016	2017
April	991	335
May	2,647	1,194
June	3,580	2,271
July	6,272	3,833
August	8,136	4,251
September	9,978	5,720
October	11,915	7,171
November	13,403	8,318
December	14,996	10,295
January	15,837	11,948
February	16,901	14,513
March	18,635	17,063
April	19,679	
May	19,694	
June	19,705	

QUALITY

	Quantity	Base Number	Contract	AT	Region	England
% of FP17s for the same patient ID Re-attending within 3 months - Children	161	2,323	6.9%	12.9%	13.3%	12.3%
% of FP17s for the same patient ID Re-attending within 3 months - Adults	1,021	6,691	15.3%	17.6%	17.3%	16.7%
% of FP17s for the same patient ID Re-attending between 3 & 9 months - Children	1,144	2,323	49.2%	56.2%	58.9%	57.6%
% of FP17s for the same patient ID Re-attending between 3 & 9 months - Adults	2,666	6,691	39.8%	49.9%	52.2%	50.1%
% of FP17s for Band 1 Urgent Courses	968	8,491	11.4%	10.4%	9.2%	9.1%
% of FP17s Relating to Free Repair or Replacements	103	8,491	1.2%	0.9%	1.0%	0.8%
% of FP17s Relating to Continuations	26	8,491	0.3%	1.3%	1.4%	1.2%
% of Patients satisfied with the dentistry they have received	17	22	77.3%	92.1%	93.1%	92.8%
% of Patients satisfied with the time they had to wait for an appointment	20	22	90.9%	88.1%	89.5%	88.7%

* This is based on patients treated on this contract for their most recent course of treatment. Figures in italics indicate the base number of FP17s or Patient Questionnaire responses are less than 100. N/A is shown where the base number of responses is less than 10 during the period. % is calculated as Quantity/Base number*100

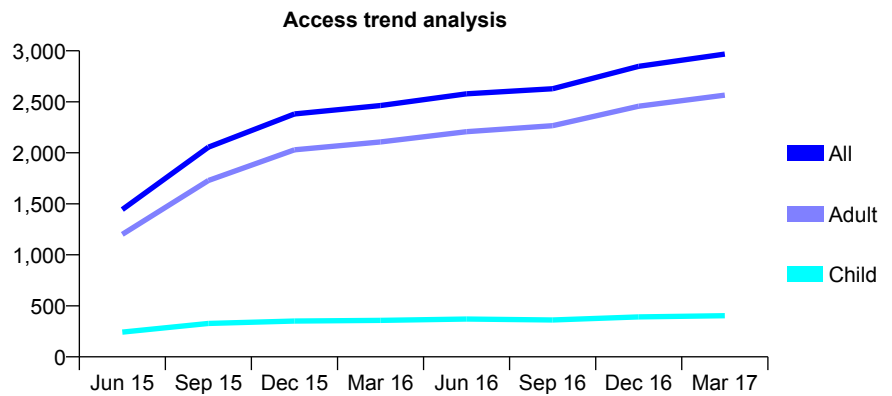
Q46 - Vital Signs At a Glance Contract Report for 160059/0008 - March 2017

Name or company name	REVIVE DENTAL CARE LIMITED
Contract type name	GDS Contract
Purpose of contract	General
Contract start date	01/01/2015
Contract end date	

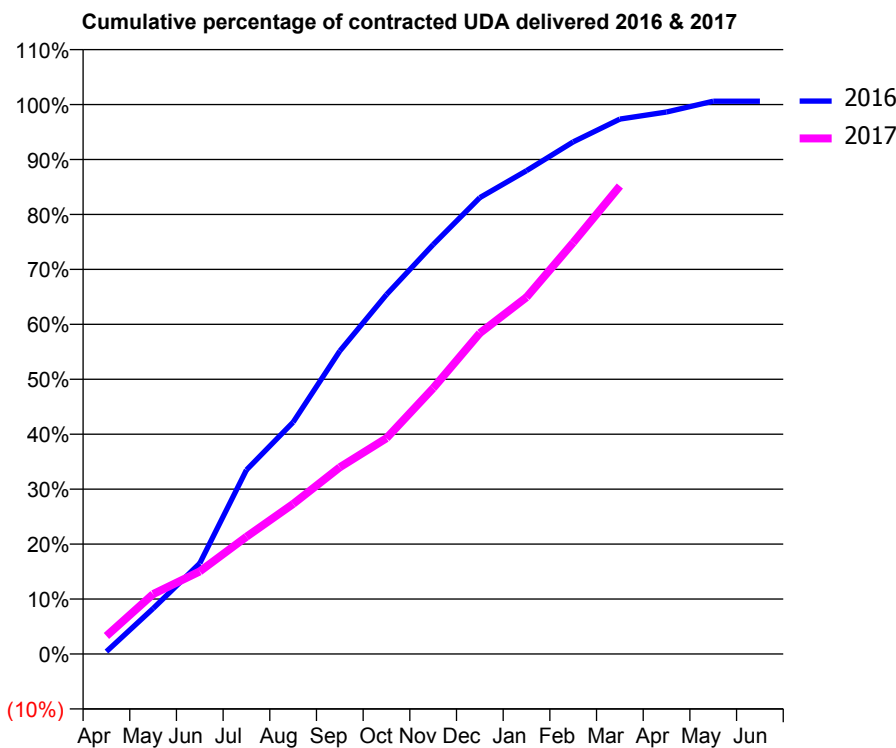
16/17 Contracted general activity (UDA)	8,032
Carry forward general activity (UDA)	-161
16/17 Contracted orthodontic activity (UOA)	0
Carry forward orthodontic activity (UOA)	0
Baseline contract value	£265,522.39

ACCESS*

Patients seen in 24 months	Total	Change since previous quarter
Quarter ending March 2016	2,463	
Quarter ending June 2016	2,578	↑
Quarter ending September 2016	2,628	→
Quarter ending December 2016	2,848	↑
Quarter ending March 2017	2,968	↑
Variance since March 2016	20.5%	↑



ACTIVITY



Month	Adjusted Scheduled Activity (UDA)	
	2016	2017
April	36	265
May	678	876
June	1,350	1,208
July	2,740	1,715
August	3,452	2,193
September	4,513	2,730
October	5,351	3,156
November	6,096	3,885
December	6,796	4,691
January	7,197	5,215
February	7,626	6,013
March	7,964	6,841
April	8,070	
May	8,232	
June	8,231	

QUALITY

	Quantity	Base Number	Contract	AT	Region	England
% of FP17s for the same patient ID Re-attending within 3 months - Children	58	506	11.5%	12.9%	13.3%	12.3%
% of FP17s for the same patient ID Re-attending within 3 months - Adults	534	2,964	18.0%	17.6%	17.3%	16.7%
% of FP17s for the same patient ID Re-attending between 3 & 9 months - Children	189	506	37.4%	56.2%	58.9%	57.6%
% of FP17s for the same patient ID Re-attending between 3 & 9 months - Adults	1,116	2,964	37.7%	49.9%	52.2%	50.1%
% of FP17s for Band 1 Urgent Courses	715	3,294	21.7%	10.4%	9.2%	9.1%
% of FP17s Relating to Free Repair or Replacements	21	3,294	0.6%	0.9%	1.0%	0.8%
% of FP17s Relating to Continuations	3	3,294	0.1%	1.3%	1.4%	1.2%
% of Patients satisfied with the dentistry they have received	3	3	N/A	92.1%	93.1%	92.8%
% of Patients satisfied with the time they had to wait for an appointment	3	3	N/A	88.1%	89.5%	88.7%

* This is based on patients treated on this contract for their most recent course of treatment. Figures in italics indicate the base number of FP17s or Patient Questionnaire responses are less than 100. N/A is shown where the base number of responses is less than 10 during the period. % is calculated as Quantity/Base number*100

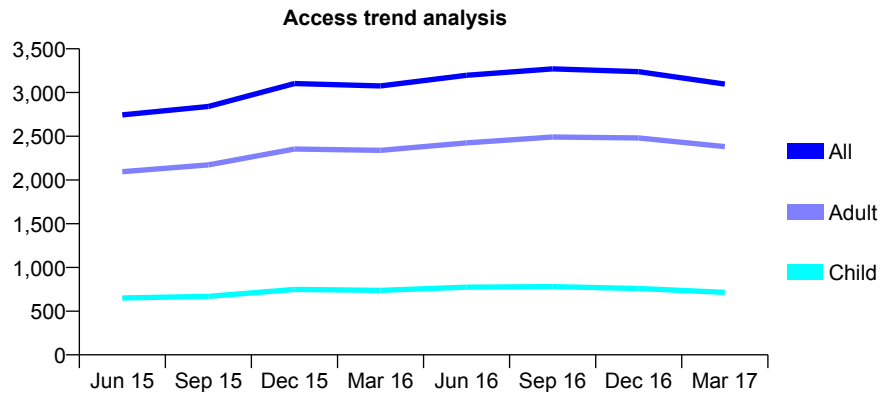
Q46 - Vital Signs At a Glance Contract Report for 160288/0001 - March 2017

Name or company name	Allan Dental Practice
Contract type name	GDS Contract
Purpose of contract	General
Contract start date	01/09/2012
Contract end date	

16/17 Contracted general activity (UDA)	9,486
Carry forward general activity (UDA)	-125
16/17 Contracted orthodontic activity (UOA)	0
Carry forward orthodontic activity (UOA)	0
Baseline contract value	£311,766.01

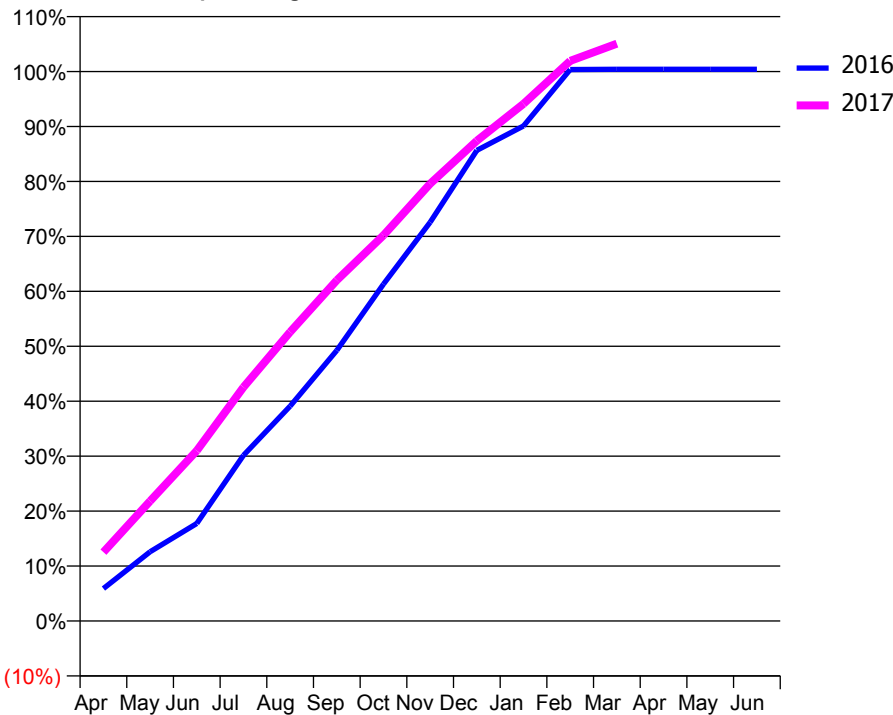
ACCESS*

Patients seen in 24 months	Total	Change since previous quarter
Quarter ending March 2016	3,076	
Quarter ending June 2016	3,198	↑
Quarter ending September 2016	3,271	↑
Quarter ending December 2016	3,239	→
Quarter ending March 2017	3,097	↓
Variance since March 2016	0.7%	→



ACTIVITY

Cumulative percentage of contracted UDA delivered 2016 & 2017



Month	Adjusted Scheduled Activity (UDA)	
	2016	2017
April	532	1,189
May	1,136	2,071
June	1,600	2,940
July	2,717	4,037
August	3,525	4,989
September	4,439	5,884
October	5,526	6,659
November	6,540	7,550
December	7,719	8,289
January	8,120	8,927
February	9,045	9,669
March	9,048	9,966
April	9,048	
May	9,048	
June	9,048	

QUALITY

	Quantity	Base Number	Contract	AT	Region	England
% of FP17s for the same patient ID Re-attending within 3 months - Children	79	1,104	7.2%	12.9%	13.3%	12.3%
% of FP17s for the same patient ID Re-attending within 3 months - Adults	533	3,478	15.3%	17.6%	17.3%	16.7%
% of FP17s for the same patient ID Re-attending between 3 & 9 months - Children	716	1,104	64.9%	56.2%	58.9%	57.6%
% of FP17s for the same patient ID Re-attending between 3 & 9 months - Adults	1,796	3,478	51.6%	49.9%	52.2%	50.1%
% of FP17s for Band 1 Urgent Courses	600	4,567	13.1%	10.4%	9.2%	9.1%
% of FP17s Relating to Free Repair or Replacements	42	4,567	0.9%	0.9%	1.0%	0.8%
% of FP17s Relating to Continuations	34	4,567	0.7%	1.3%	1.4%	1.2%
% of Patients satisfied with the dentistry they have received	3	3	N/A	92.1%	93.1%	92.8%
% of Patients satisfied with the time they had to wait for an appointment	3	3	N/A	88.1%	89.5%	88.7%

* This is based on patients treated on this contract for their most recent course of treatment. Figures in italics indicate the base number of FP17s or Patient Questionnaire responses are less than 100. N/A is shown where the base number of responses is less than 10 during the period. % is calculated as Quantity/Base number*100

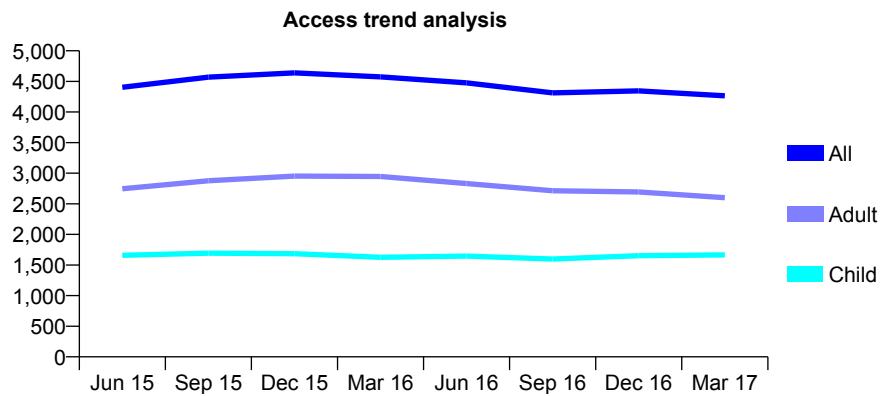
Q46 - Vital Signs At a Glance Contract Report for 160717/0001 - March 2017

Name or company name	Archway (Manchester) Ltd
Contract type name	GDS Contract
Purpose of contract	General and Orthodontic
Contract start date	01/11/2013
Contract end date	

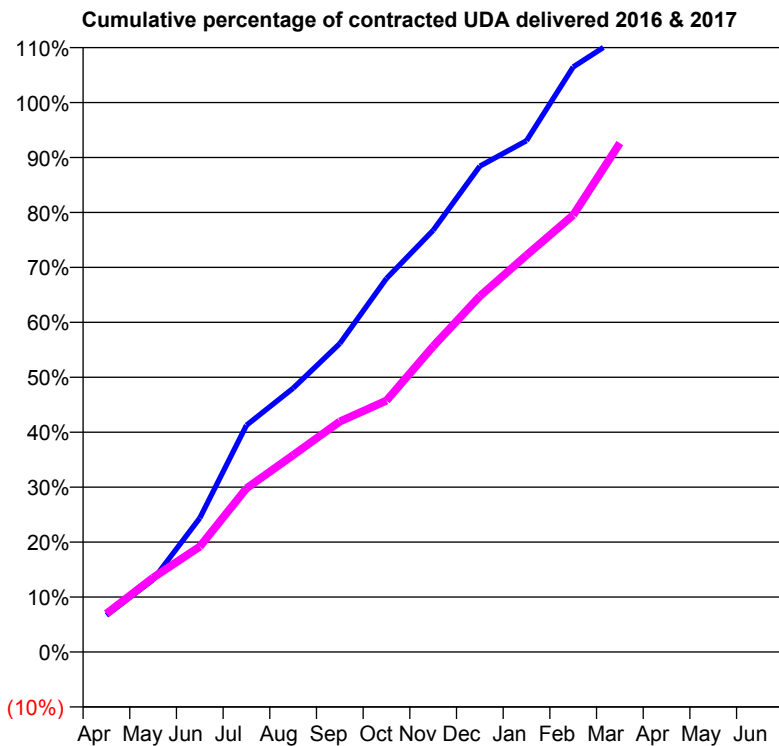
16/17 Contracted general activity (UDA)	11,850
Carry forward general activity (UDA)	-237
16/17 Contracted orthodontic activity (UOA)	0
Carry forward orthodontic activity (UOA)	0
Baseline contract value	£428,996.15

ACCESS*

Patients seen in 24 months	Total	Change since previous quarter
Quarter ending March 2016	4,573	
Quarter ending June 2016	4,477	↓
Quarter ending September 2016	4,313	↓
Quarter ending December 2016	4,345	→
Quarter ending March 2017	4,265	↓
Variance since March 2016	(6.7%)	↓



ACTIVITY



Month	Adjusted Scheduled Activity (UDA)	
	2016	2017
April	812	827
May	1,596	1,605
June	2,956	2,273
July	5,005	3,529
August	5,824	4,246
September	6,810	4,971
October	8,245	5,423
November	9,310	6,592
December	10,724	7,675
January	11,286	8,556
February	12,914	9,421
March	13,579	10,975
April	13,708	
May	13,711	
June	13,712	

QUALITY

	Quantity	Base Number	Contract	AT	Region	England
% of FP17s for the same patient ID Re-attending within 3 months - Children	416	2,570	16.2%	12.9%	13.3%	12.3%
% of FP17s for the same patient ID Re-attending within 3 months - Adults	629	3,214	19.6%	17.6%	17.3%	16.7%
% of FP17s for the same patient ID Re-attending between 3 & 9 months - Children	1,171	2,570	45.6%	56.2%	58.9%	57.6%
% of FP17s for the same patient ID Re-attending between 3 & 9 months - Adults	1,156	3,214	36.0%	49.9%	52.2%	50.1%
% of FP17s for Band 1 Urgent Courses	1,029	5,688	18.1%	10.4%	9.2%	9.1%
% of FP17s Relating to Free Repair or Replacements	15	5,688	0.3%	0.9%	1.0%	0.8%
% of FP17s Relating to Continuations	11	5,688	0.2%	1.3%	1.4%	1.2%
% of Patients satisfied with the dentistry they have received	1	1	N/A	92.1%	93.1%	92.8%
% of Patients satisfied with the time they had to wait for an appointment	1	1	N/A	88.1%	89.5%	88.7%

* This is based on patients treated on this contract for their most recent course of treatment. Figures in italics indicate the base number of FP17s or Patient Questionnaire responses are less than 100. N/A is shown where the base number of responses is less than 10 during the period. % is calculated as Quantity/Base number*100

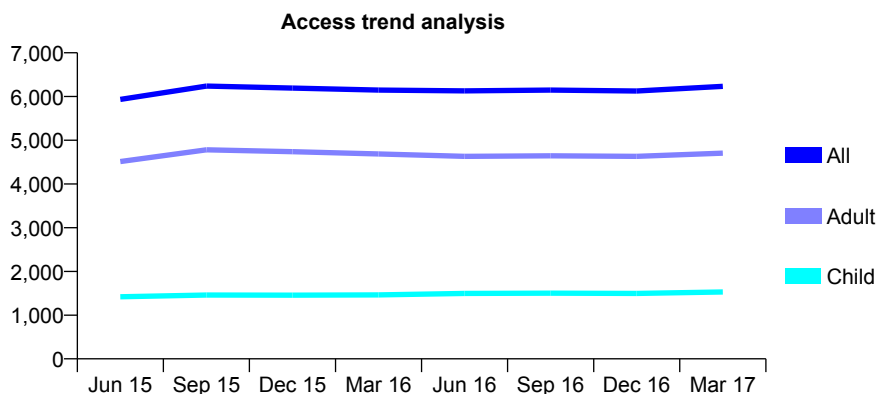
Q46 - Vital Signs At a Glance Contract Report for 161004/0001 - March 2017

Name or company name	Pearl Smile Limited
Contract type name	GDS Contract
Purpose of contract	General
Contract start date	01/04/2010
Contract end date	

16/17 Contracted general activity (UDA)	20,052
Carry forward general activity (UDA)	-382
16/17 Contracted orthodontic activity (UOA)	0
Carry forward orthodontic activity (UOA)	0
Baseline contract value	£518,079.86

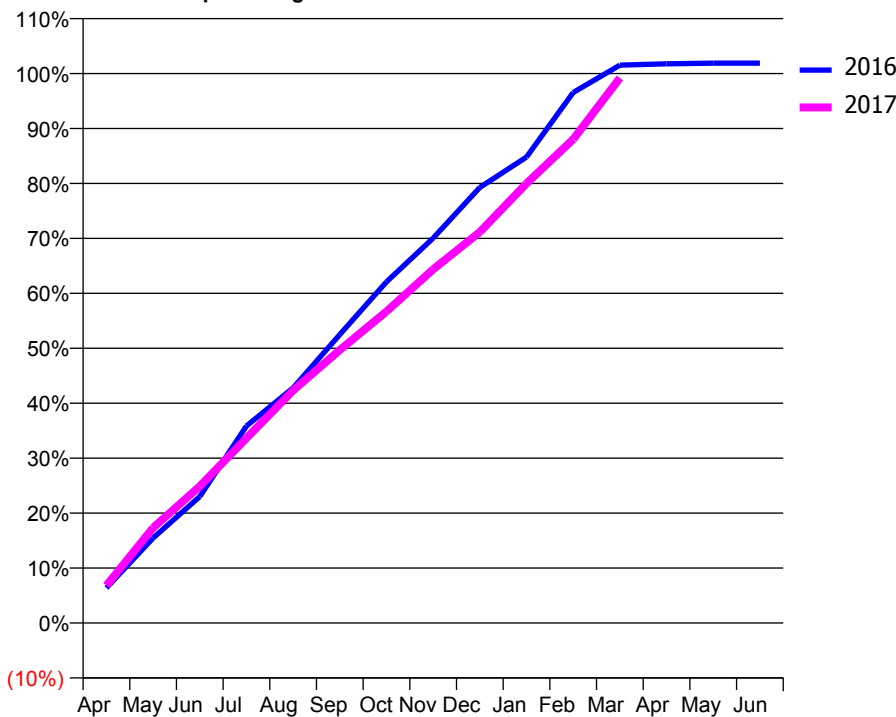
ACCESS*

Patients seen in 24 months	Total	Change since previous quarter
Quarter ending March 2016	6,149	
Quarter ending June 2016	6,128	→
Quarter ending September 2016	6,146	→
Quarter ending December 2016	6,126	→
Quarter ending March 2017	6,233	→
Variance since March 2016	1.4%	→



ACTIVITY

Cumulative percentage of contracted UDA delivered 2016 & 2017



Month	Adjusted Scheduled Activity (UDA)	
	2016	2017
April	1,300	1,369
May	3,147	3,478
June	4,678	4,988
July	7,288	6,748
August	8,701	8,487
September	10,676	9,963
October	12,624	11,369
November	14,241	12,906
December	16,118	14,271
January	17,243	16,039
February	19,631	17,651
March	20,643	19,889
April	20,691	
May	20,714	
June	20,714	

QUALITY

	Quantity	Base Number	Contract	AT	Region	England
% of FP17s for the same patient ID Re-attending within 3 months - Children	237	2,507	9.5%	12.9%	13.3%	12.3%
% of FP17s for the same patient ID Re-attending within 3 months - Adults	797	6,532	12.2%	17.6%	17.3%	16.7%
% of FP17s for the same patient ID Re-attending between 3 & 9 months - Children	1,608	2,507	64.1%	56.2%	58.9%	57.6%
% of FP17s for the same patient ID Re-attending between 3 & 9 months - Adults	3,939	6,532	60.3%	49.9%	52.2%	50.1%
% of FP17s for Band 1 Urgent Courses	539	9,004	6.0%	10.4%	9.2%	9.1%
% of FP17s Relating to Free Repair or Replacements	42	9,004	0.5%	0.9%	1.0%	0.8%
% of FP17s Relating to Continuations	20	9,004	0.2%	1.3%	1.4%	1.2%
% of Patients satisfied with the dentistry they have received	4	5	N/A	92.1%	93.1%	92.8%
% of Patients satisfied with the time they had to wait for an appointment	4	5	N/A	88.1%	89.5%	88.7%

* This is based on patients treated on this contract for their most recent course of treatment. Figures in italics indicate the base number of FP17s or Patient Questionnaire responses are less than 100. N/A is shown where the base number of responses is less than 10 during the period. % is calculated as Quantity/Base number*100

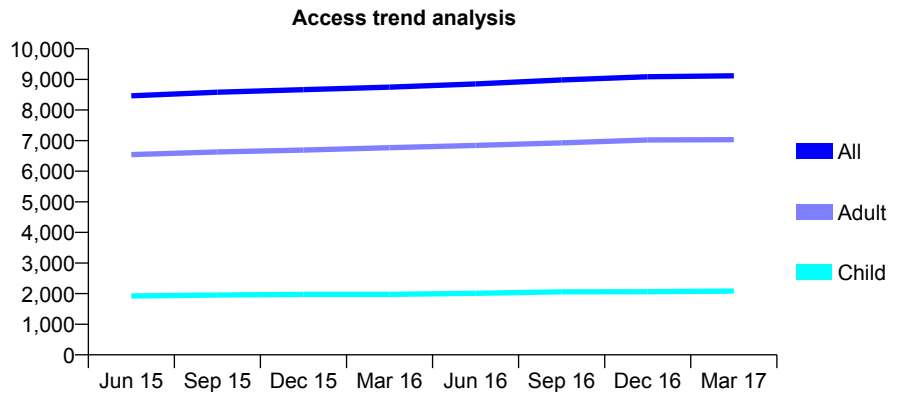
Q46 - Vital Signs At a Glance Contract Report for 162426/0001 - March 2017

Name or company name	Alemdent Limited
Contract type name	GDS Contract
Purpose of contract	General
Contract start date	01/05/2009
Contract end date	

16/17 Contracted general activity (UDA)	30,215
Carry forward general activity (UDA)	518
16/17 Contracted orthodontic activity (UOA)	0
Carry forward orthodontic activity (UOA)	0
Baseline contract value	£925,462.65

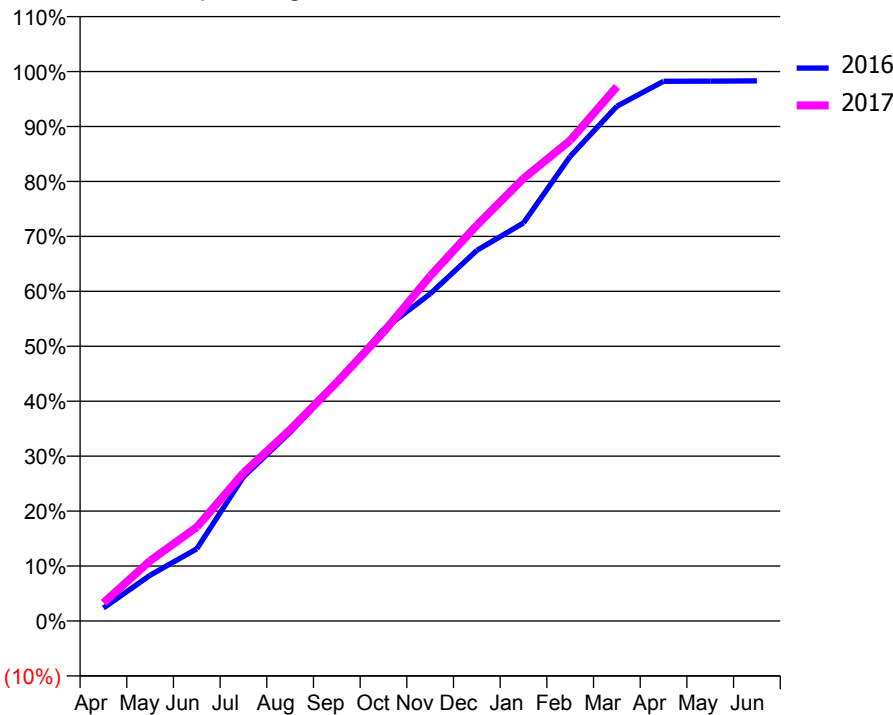
ACCESS*

Patients seen in 24 months	Total	Change since previous quarter
Quarter ending March 2016	8,746	
Quarter ending June 2016	8,853	→
Quarter ending September 2016	8,983	→
Quarter ending December 2016	9,085	→
Quarter ending March 2017	9,119	→
Variance since March 2016	4.3%	↑



ACTIVITY

Cumulative percentage of contracted UDA delivered 2016 & 2017



Month	Adjusted Scheduled Activity (UDA)	
	2016	2017
April	716	999
May	2,516	3,316
June	3,972	5,165
July	7,933	8,147
August	10,379	10,524
September	13,087	13,132
October	16,039	15,884
November	17,992	18,973
December	20,377	21,765
January	21,893	24,340
February	25,553	26,431
March	28,307	29,386
April	29,680	
May	29,684	
June	29,697	

QUALITY

	Quantity	Base Number	Contract	AT	Region	England
% of FP17s for the same patient ID Re-attending within 3 months - Children	404	3,520	11.5%	12.9%	13.3%	12.3%
% of FP17s for the same patient ID Re-attending within 3 months - Adults	1,510	9,743	15.5%	17.6%	17.3%	16.7%
% of FP17s for the same patient ID Re-attending between 3 & 9 months - Children	2,100	3,520	59.7%	56.2%	58.9%	57.6%
% of FP17s for the same patient ID Re-attending between 3 & 9 months - Adults	4,706	9,743	48.3%	49.9%	52.2%	50.1%
% of FP17s for Band 1 Urgent Courses	796	12,773	6.2%	10.4%	9.2%	9.1%
% of FP17s Relating to Free Repair or Replacements	259	12,773	2.0%	0.9%	1.0%	0.8%
% of FP17s Relating to Continuations	388	12,773	3.0%	1.3%	1.4%	1.2%
% of Patients satisfied with the dentistry they have received	10	11	90.9%	92.1%	93.1%	92.8%
% of Patients satisfied with the time they had to wait for an appointment	11	11	100.0%	88.1%	89.5%	88.7%

* This is based on patients treated on this contract for their most recent course of treatment. Figures in italics indicate the base number of FP17s or Patient Questionnaire responses are less than 100. N/A is shown where the base number of responses is less than 10 during the period. % is calculated as Quantity/Base number*100

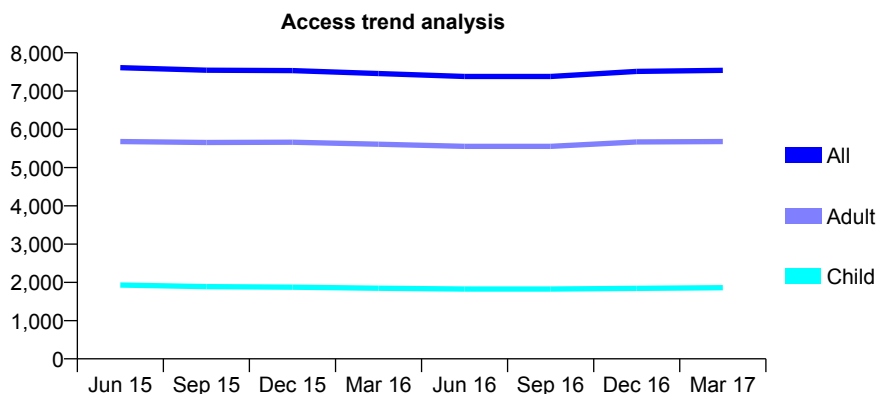
Q46 - Vital Signs At a Glance Contract Report for 162930/0001 - March 2017

Name or company name	Silverdale Dental Practice
Contract type name	GDS Contract
Purpose of contract	General
Contract start date	01/05/2009
Contract end date	

16/17 Contracted general activity (UDA)	21,652
Carry forward general activity (UDA)	-530
16/17 Contracted orthodontic activity (UOA)	0
Carry forward orthodontic activity (UOA)	0
Baseline contract value	£712,663.91

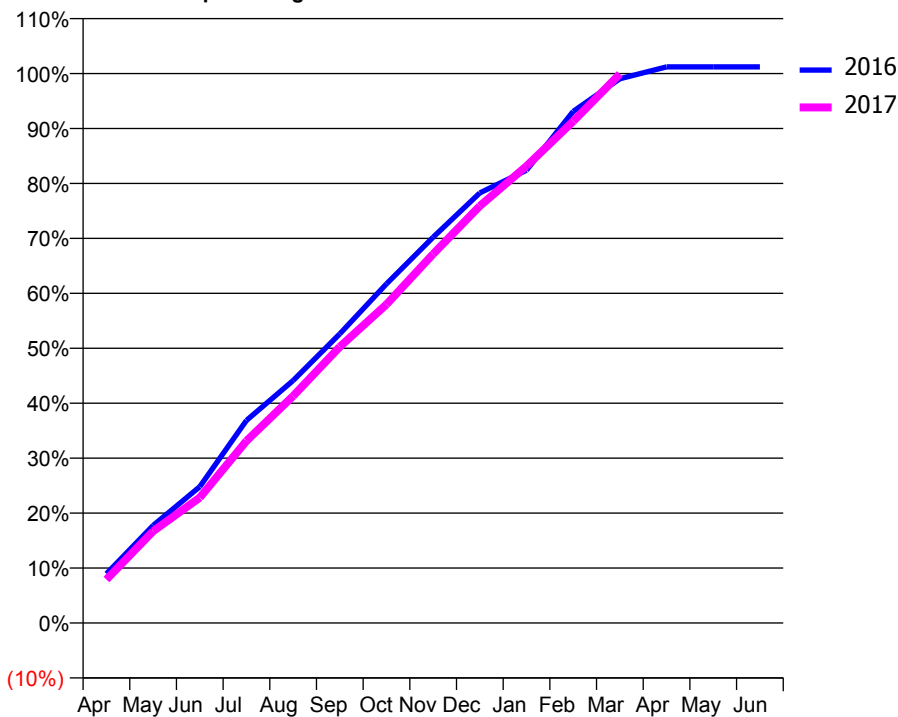
ACCESS*

Patients seen in 24 months	Total	Change since previous quarter
Quarter ending March 2016	7,457	
Quarter ending June 2016	7,381	↓
Quarter ending September 2016	7,382	→
Quarter ending December 2016	7,514	→
Quarter ending March 2017	7,541	→
Variance since March 2016	1.1%	→



ACTIVITY

Cumulative percentage of contracted UDA delivered 2016 & 2017



Month	Adjusted Scheduled Activity (UDA)	
	2016	2017
April	1,943	1,714
May	3,844	3,615
June	5,374	4,941
July	7,982	7,175
August	9,557	8,948
September	11,393	10,886
October	13,366	12,557
November	15,202	14,539
December	16,946	16,431
January	17,843	18,006
February	20,160	19,768
March	21,446	21,632
April	21,914	
May	21,911	
June	21,913	

QUALITY

	Quantity	Base Number	Contract	AT	Region	England
% of FP17s for the same patient ID Re-attending within 3 months - Children	160	2,674	6.0%	12.9%	13.3%	12.3%
% of FP17s for the same patient ID Re-attending within 3 months - Adults	1,016	8,463	12.0%	17.6%	17.3%	16.7%
% of FP17s for the same patient ID Re-attending between 3 & 9 months - Children	1,578	2,674	59.0%	56.2%	58.9%	57.6%
% of FP17s for the same patient ID Re-attending between 3 & 9 months - Adults	4,873	8,463	57.6%	49.9%	52.2%	50.1%
% of FP17s for Band 1 Urgent Courses	840	10,884	7.7%	10.4%	9.2%	9.1%
% of FP17s Relating to Free Repair or Replacements	56	10,884	0.5%	0.9%	1.0%	0.8%
% of FP17s Relating to Continuations	168	10,884	1.5%	1.3%	1.4%	1.2%
% of Patients satisfied with the dentistry they have received	3	3	N/A	92.1%	93.1%	92.8%
% of Patients satisfied with the time they had to wait for an appointment	3	3	N/A	88.1%	89.5%	88.7%

* This is based on patients treated on this contract for their most recent course of treatment. Figures in italics indicate the base number of FP17s or Patient Questionnaire responses are less than 100. N/A is shown where the base number of responses is less than 10 during the period. % is calculated as Quantity/Base number*100

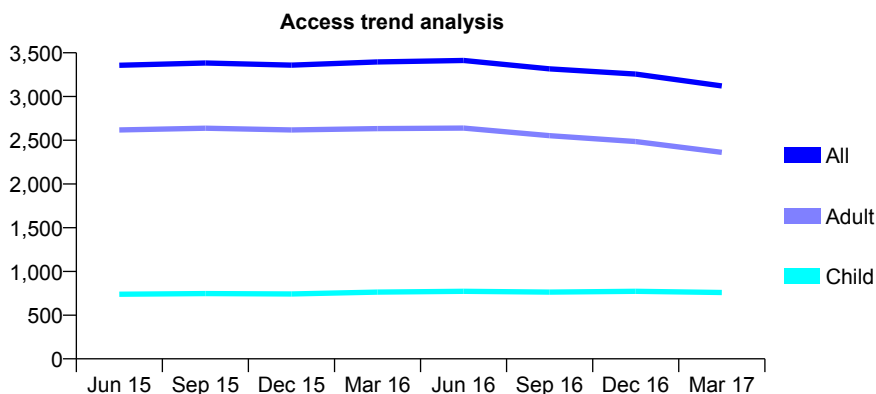
Q46 - Vital Signs At a Glance Contract Report for 163600/0001 - March 2017

Name or company name	Freedom Dental
Contract type name	GDS Contract
Purpose of contract	General
Contract start date	01/04/2006
Contract end date	

16/17 Contracted general activity (UDA)	9,486
Carry forward general activity (UDA)	-143
16/17 Contracted orthodontic activity (UOA)	0
Carry forward orthodontic activity (UOA)	0
Baseline contract value	£280,723.82

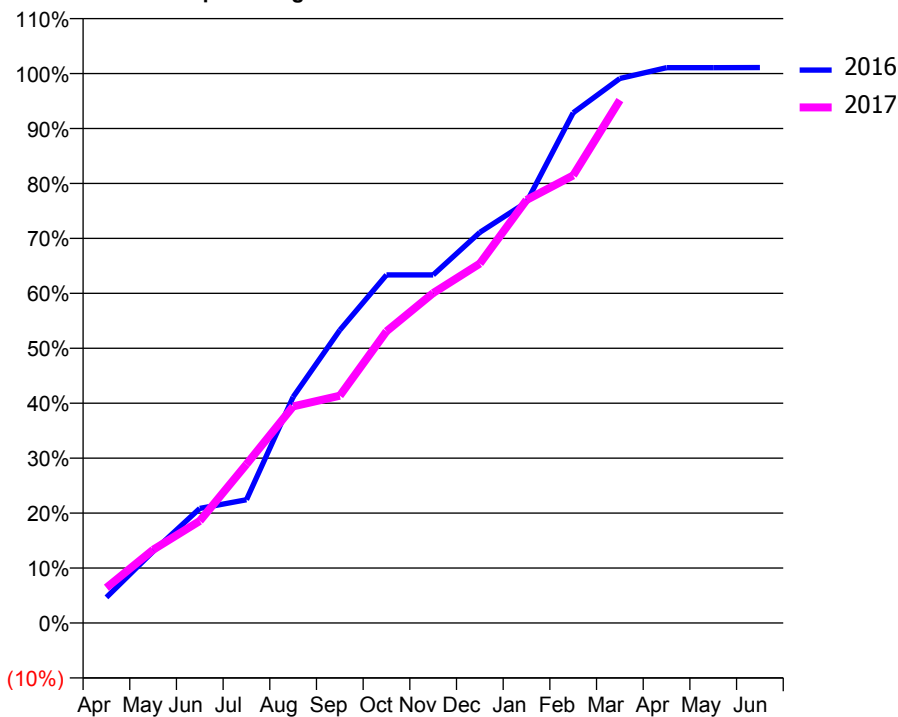
ACCESS*

Patients seen in 24 months	Total	Change since previous quarter
Quarter ending March 2016	3,396	
Quarter ending June 2016	3,412	→
Quarter ending September 2016	3,316	↓
Quarter ending December 2016	3,257	↓
Quarter ending March 2017	3,121	↓
Variance since March 2016	(8.1%)	↓



ACTIVITY

Cumulative percentage of contracted UDA delivered 2016 & 2017



Adjusted Scheduled Activity (UDA)

Month	2016	2017
April	457	609
May	1,271	1,265
June	2,036	1,762
July	2,190	2,741
August	4,018	3,741
September	5,206	3,924
October	6,187	5,036
November	6,187	5,697
December	6,942	6,205
January	7,478	7,303
February	9,070	7,727
March	9,679	9,027
April	9,869	
May	9,869	
June	9,872	

QUALITY

	Quantity	Base Number	Contract	AT	Region	England
% of FP17s for the same patient ID Re-attending within 3 months - Children	93	1,094	8.5%	12.9%	13.3%	12.3%
% of FP17s for the same patient ID Re-attending within 3 months - Adults	555	3,170	17.5%	17.6%	17.3%	16.7%
% of FP17s for the same patient ID Re-attending between 3 & 9 months - Children	709	1,094	64.8%	56.2%	58.9%	57.6%
% of FP17s for the same patient ID Re-attending between 3 & 9 months - Adults	1,832	3,170	57.8%	49.9%	52.2%	50.1%
% of FP17s for Band 1 Urgent Courses	358	4,139	8.6%	10.4%	9.2%	9.1%
% of FP17s Relating to Free Repair or Replacements	45	4,139	1.1%	0.9%	1.0%	0.8%
% of FP17s Relating to Continuations	49	4,139	1.2%	1.3%	1.4%	1.2%
% of Patients satisfied with the dentistry they have received	2	2	N/A	92.1%	93.1%	92.8%
% of Patients satisfied with the time they had to wait for an appointment	2	2	N/A	88.1%	89.5%	88.7%

* This is based on patients treated on this contract for their most recent course of treatment. Figures in italics indicate the base number of FP17s or Patient Questionnaire responses are less than 100. N/A is shown where the base number of responses is less than 10 during the period. % is calculated as Quantity/Base number*100

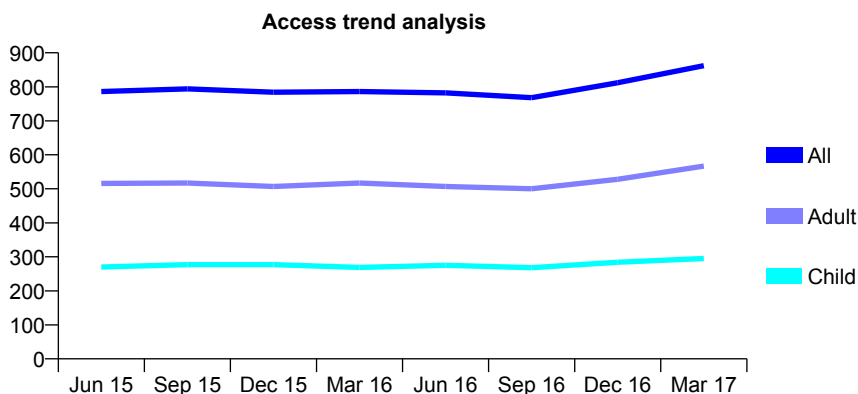
Q46 - Vital Signs At a Glance Contract Report for 163600/0002 - March 2017

Name or company name	Freedom Dental Adswood
Contract type name	GDS Contract
Purpose of contract	General
Contract start date	01/04/2006
Contract end date	

16/17 Contracted general activity (UDA)	3,500
Carry forward general activity (UDA)	29
16/17 Contracted orthodontic activity (UOA)	0
Carry forward orthodontic activity (UOA)	0
Baseline contract value	£121,438.76

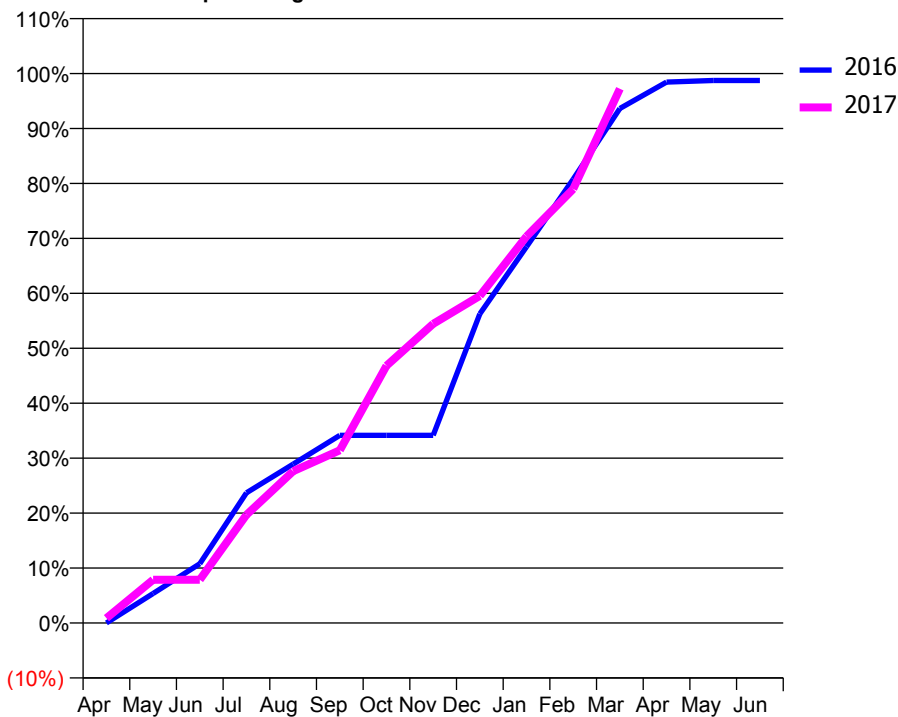
ACCESS*

Patients seen in 24 months	Total	Change since previous quarter
Quarter ending March 2016	786	
Quarter ending June 2016	782	→
Quarter ending September 2016	768	↓
Quarter ending December 2016	812	↑
Quarter ending March 2017	862	↑
Variance since March 2016	9.7%	↑



ACTIVITY

Cumulative percentage of contracted UDA delivered 2016 & 2017



Adjusted Scheduled Activity (UDA)

Month	2016	2017
April	0	31
May	188	276
June	378	276
July	829	690
August	1,012	967
September	1,195	1,100
October	1,195	1,639
November	1,195	1,905
December	1,969	2,084
January	2,396	2,463
February	2,827	2,765
March	3,277	3,403
April	3,445	
May	3,455	
June	3,455	

QUALITY

	Quantity	Base Number	Contract	AT	Region	England
% of FP17s for the same patient ID Re-attending within 3 months - Children	30	413	7.3%	12.9%	13.3%	12.3%
% of FP17s for the same patient ID Re-attending within 3 months - Adults	168	787	21.3%	17.6%	17.3%	16.7%
% of FP17s for the same patient ID Re-attending between 3 & 9 months - Children	208	413	50.4%	56.2%	58.9%	57.6%
% of FP17s for the same patient ID Re-attending between 3 & 9 months - Adults	336	787	42.7%	49.9%	52.2%	50.1%
% of FP17s for Band 1 Urgent Courses	134	1,159	11.6%	10.4%	9.2%	9.1%
% of FP17s Relating to Free Repair or Replacements	3	1,159	0.3%	0.9%	1.0%	0.8%
% of FP17s Relating to Continuations	7	1,159	0.6%	1.3%	1.4%	1.2%
% of Patients satisfied with the dentistry they have received	0	0	N/A	92.1%	93.1%	92.8%
% of Patients satisfied with the time they had to wait for an appointment	0	0	N/A	88.1%	89.5%	88.7%

* This is based on patients treated on this contract for their most recent course of treatment. Figures in italics indicate the base number of FP17s or Patient Questionnaire responses are less than 100. N/A is shown where the base number of responses is less than 10 during the period. % is calculated as Quantity/Base number*100

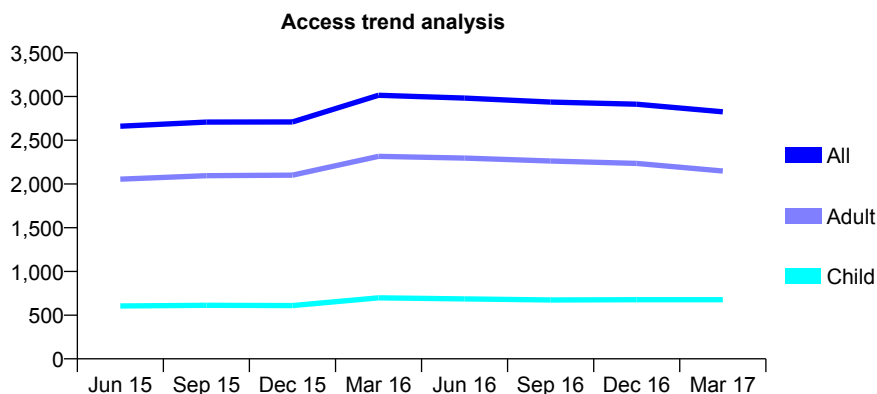
Q46 - Vital Signs At a Glance Contract Report for 163821/0001 - March 2017

Name or company name	Synergy Dental Clinic Bury Ltd
Contract type name	GDS Contract
Purpose of contract	General
Contract start date	01/04/2014
Contract end date	

16/17 Contracted general activity (UDA)	8,267
Carry forward general activity (UDA)	175
16/17 Contracted orthodontic activity (UOA)	0
Carry forward orthodontic activity (UOA)	0
Baseline contract value	£193,424.50

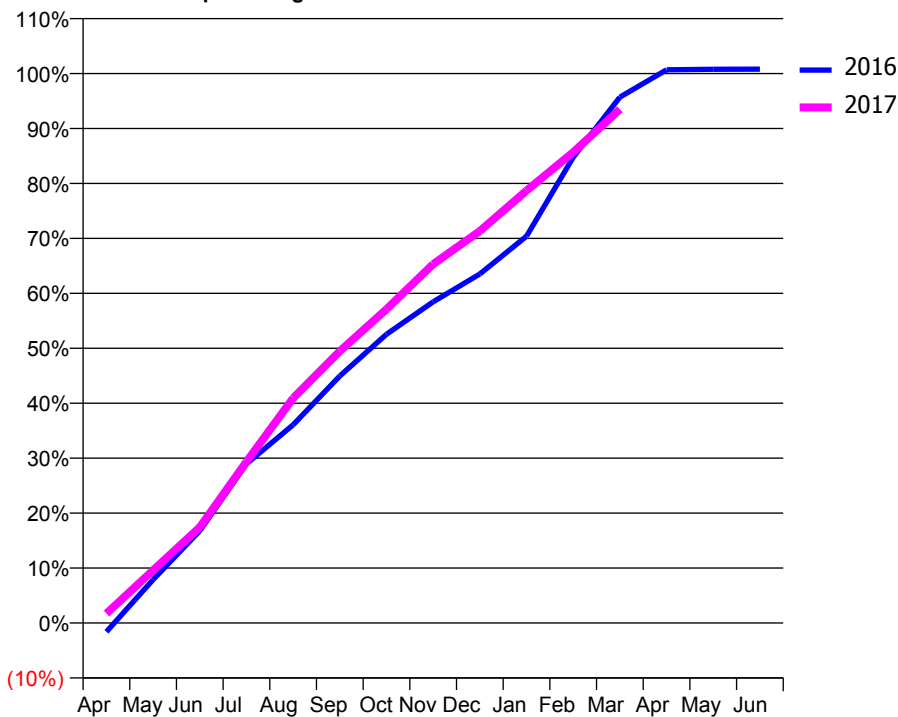
ACCESS*

Patients seen in 24 months	Total	Change since previous quarter
Quarter ending March 2016	3,014	
Quarter ending June 2016	2,982	↓
Quarter ending September 2016	2,936	↓
Quarter ending December 2016	2,912	→
Quarter ending March 2017	2,825	↓
Variance since March 2016	(6.3%)	↓



ACTIVITY

Cumulative percentage of contracted UDA delivered 2016 & 2017



Month	Adjusted Scheduled Activity (UDA)	
	2016	2017
April	-139	143
May	675	793
June	1,434	1,441
July	2,474	2,426
August	3,083	3,384
September	3,842	4,089
October	4,492	4,722
November	4,996	5,400
December	5,429	5,898
January	6,016	6,504
February	7,244	7,083
March	8,179	7,728
April	8,604	
May	8,613	
June	8,615	

QUALITY

	Quantity	Base Number	Contract	AT	Region	England
% of FP17s for the same patient ID Re-attending within 3 months - Children	54	1,032	5.2%	12.9%	13.3%	12.3%
% of FP17s for the same patient ID Re-attending within 3 months - Adults	461	3,329	13.8%	17.6%	17.3%	16.7%
% of FP17s for the same patient ID Re-attending between 3 & 9 months - Children	728	1,032	70.5%	56.2%	58.9%	57.6%
% of FP17s for the same patient ID Re-attending between 3 & 9 months - Adults	2,238	3,329	67.2%	49.9%	52.2%	50.1%
% of FP17s for Band 1 Urgent Courses	305	4,169	7.3%	10.4%	9.2%	9.1%
% of FP17s Relating to Free Repair or Replacements	1	4,169	0.0%	0.9%	1.0%	0.8%
% of FP17s Relating to Continuations	8	4,169	0.2%	1.3%	1.4%	1.2%
% of Patients satisfied with the dentistry they have received	8	10	80.0%	92.1%	93.1%	92.8%
% of Patients satisfied with the time they had to wait for an appointment	10	10	100.0%	88.1%	89.5%	88.7%

* This is based on patients treated on this contract for their most recent course of treatment. Figures in italics indicate the base number of FP17s or Patient Questionnaire responses are less than 100. N/A is shown where the base number of responses is less than 10 during the period. % is calculated as Quantity/Base number*100

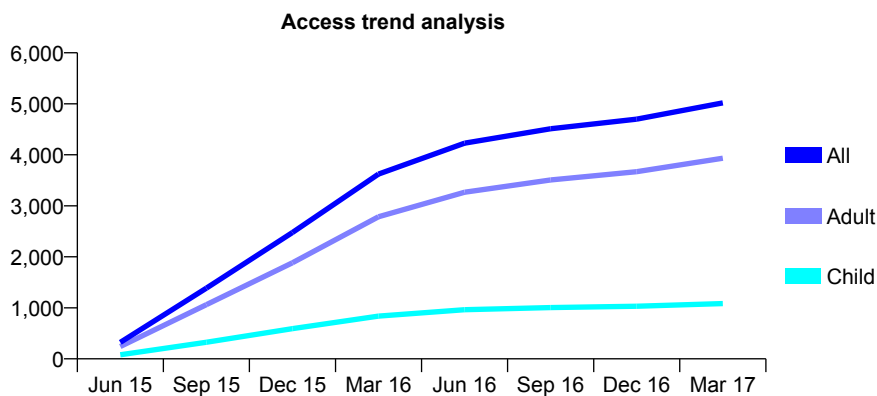
Q46 - Vital Signs At a Glance Contract Report for 164054/0001 - March 2017

Name or company name	Hope Dental Practice Limited
Contract type name	GDS Contract
Purpose of contract	General
Contract start date	01/06/2015
Contract end date	

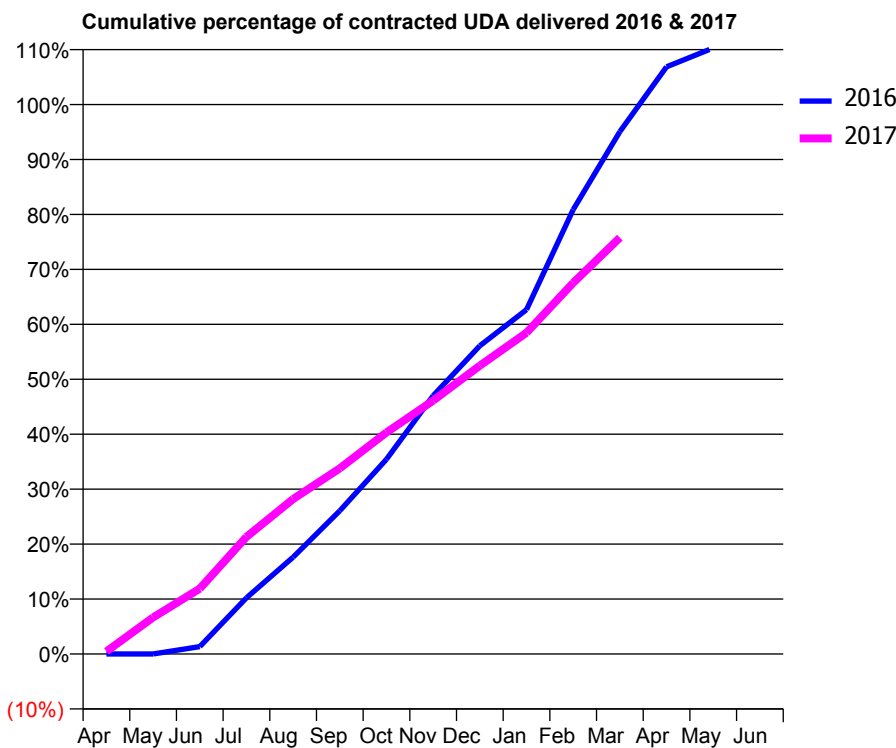
16/17 Contracted general activity (UDA)	17,021
Carry forward general activity (UDA)	379
16/17 Contracted orthodontic activity (UOA)	0
Carry forward orthodontic activity (UOA)	0
Baseline contract value	£595,547.03

ACCESS*

Patients seen in 24 months	Total	Change since previous quarter
Quarter ending March 2016	3,623	
Quarter ending June 2016	4,230	↑
Quarter ending September 2016	4,512	↑
Quarter ending December 2016	4,700	↑
Quarter ending March 2017	5,018	↑
Variance since March 2016	38.5%	↑



ACTIVITY



Month	Adjusted Scheduled Activity (UDA)	
	2016	2017
April	0	81
May	0	1,134
June	191	2,025
July	1,449	3,628
August	2,499	4,802
September	3,697	5,752
October	5,026	6,865
November	6,666	7,850
December	7,951	8,934
January	8,883	9,953
February	11,464	11,497
March	13,476	12,896
April	15,148	
May	15,634	
June	15,634	

QUALITY

	Quantity	Base Number	Contract	AT	Region	England
% of FP17s for the same patient ID Re-attending within 3 months - Children	195	1,390	14.0%	12.9%	13.3%	12.3%
% of FP17s for the same patient ID Re-attending within 3 months - Adults	947	4,715	20.1%	17.6%	17.3%	16.7%
% of FP17s for the same patient ID Re-attending between 3 & 9 months - Children	581	1,390	41.8%	56.2%	58.9%	57.6%
% of FP17s for the same patient ID Re-attending between 3 & 9 months - Adults	1,732	4,715	36.7%	49.9%	52.2%	50.1%
% of FP17s for Band 1 Urgent Courses	757	5,009	15.1%	10.4%	9.2%	9.1%
% of FP17s Relating to Free Repair or Replacements	112	5,009	2.2%	0.9%	1.0%	0.8%
% of FP17s Relating to Continuations	75	5,009	1.5%	1.3%	1.4%	1.2%
% of Patients satisfied with the dentistry they have received	2	2	N/A	92.1%	93.1%	92.8%
% of Patients satisfied with the time they had to wait for an appointment	0	2	N/A	88.1%	89.5%	88.7%

* This is based on patients treated on this contract for their most recent course of treatment. Figures in italics indicate the base number of FP17s or Patient Questionnaire responses are less than 100. N/A is shown where the base number of responses is less than 10 during the period. % is calculated as Quantity/Base number*100

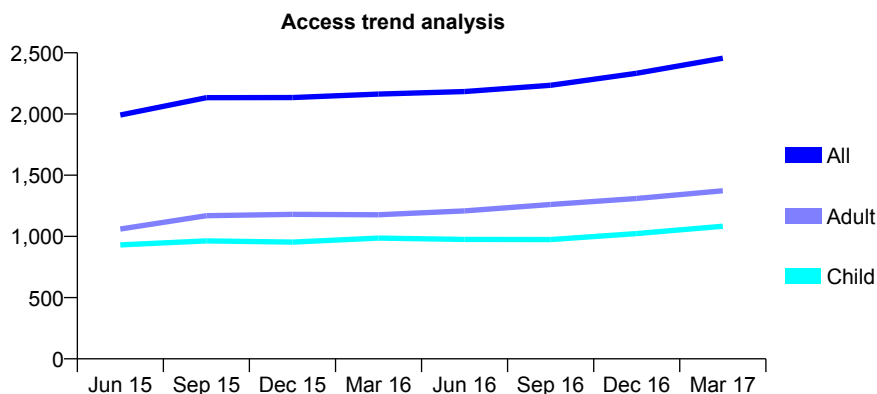
Q46 - Vital Signs At a Glance Contract Report for 165255/0001 - March 2017

Name or company name	Pritchards Dental Practice Ltd
Contract type name	GDS Contract
Purpose of contract	General
Contract start date	01/10/2013
Contract end date	

16/17 Contracted general activity (UDA)	6,428
Carry forward general activity (UDA)	0
16/17 Contracted orthodontic activity (UOA)	0
Carry forward orthodontic activity (UOA)	0
Baseline contract value	£172,355.39

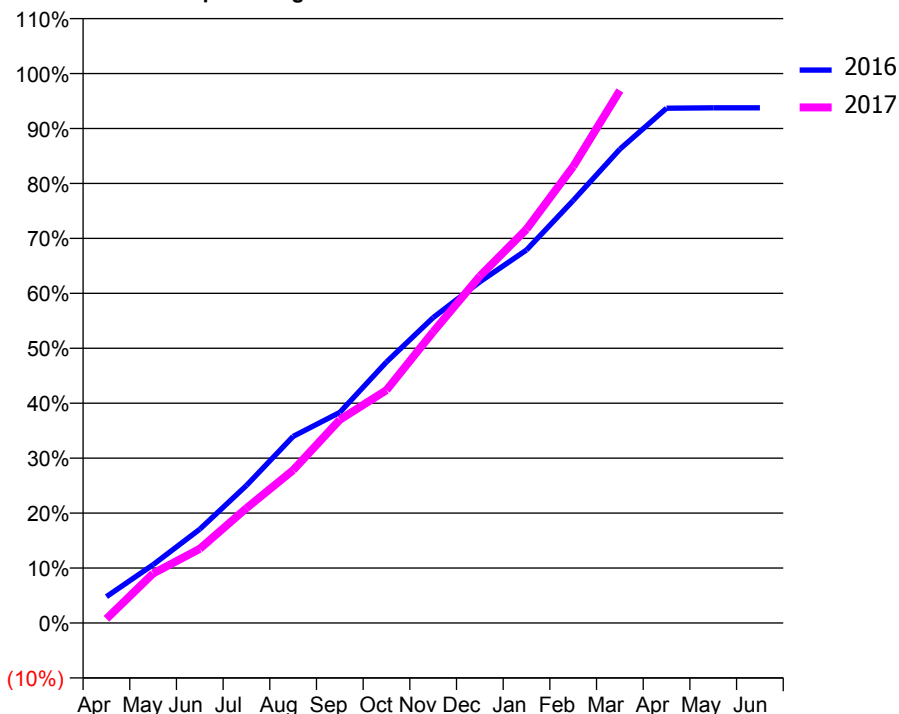
ACCESS*

Patients seen in 24 months	Total	Change since previous quarter
Quarter ending March 2016	2,163	
Quarter ending June 2016	2,184	→
Quarter ending September 2016	2,235	↑
Quarter ending December 2016	2,333	↑
Quarter ending March 2017	2,456	↑
Variance since March 2016	13.5%	↑



ACTIVITY

Cumulative percentage of contracted UDA delivered 2016 & 2017



Month	Adjusted Scheduled Activity (UDA)	
	2016	2017
April	308	49
May	682	580
June	1,098	868
July	1,609	1,344
August	2,183	1,788
September	2,464	2,379
October	3,053	2,724
November	3,573	3,407
December	3,991	4,057
January	4,364	4,607
February	4,942	5,340
March	5,543	6,229
April	6,023	
May	6,027	
June	6,027	

QUALITY

	Quantity	Base Number	Contract	AT	Region	England
% of FP17s for the same patient ID Re-attending within 3 months - Children	162	1,795	9.0%	12.9%	13.3%	12.3%
% of FP17s for the same patient ID Re-attending within 3 months - Adults	626	2,242	27.9%	17.6%	17.3%	16.7%
% of FP17s for the same patient ID Re-attending between 3 & 9 months - Children	1,039	1,795	57.9%	56.2%	58.9%	57.6%
% of FP17s for the same patient ID Re-attending between 3 & 9 months - Adults	953	2,242	42.5%	49.9%	52.2%	50.1%
% of FP17s for Band 1 Urgent Courses	265	3,216	8.2%	10.4%	9.2%	9.1%
% of FP17s Relating to Free Repair or Replacements	8	3,216	0.2%	0.9%	1.0%	0.8%
% of FP17s Relating to Continuations	6	3,216	0.2%	1.3%	1.4%	1.2%
% of Patients satisfied with the dentistry they have received	5	5	N/A	92.1%	93.1%	92.8%
% of Patients satisfied with the time they had to wait for an appointment	5	5	N/A	88.1%	89.5%	88.7%

* This is based on patients treated on this contract for their most recent course of treatment. Figures in italics indicate the base number of FP17s or Patient Questionnaire responses are less than 100. N/A is shown where the base number of responses is less than 10 during the period. % is calculated as Quantity/Base number*100

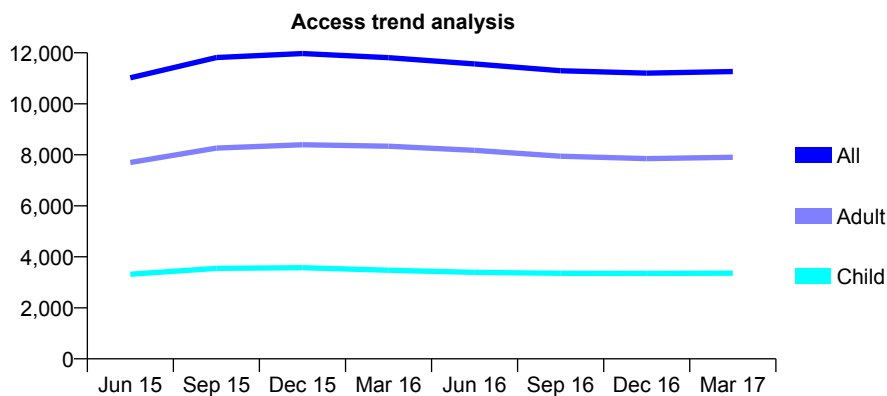
Q46 - Vital Signs At a Glance Contract Report for 165263/0001 - March 2017

Name or company name	Chariwala Smile Ltd
Contract type name	GDS Contract
Purpose of contract	General
Contract start date	01/11/2013
Contract end date	

16/17 Contracted general activity (UDA)	35,327
Carry forward general activity (UDA)	-135
16/17 Contracted orthodontic activity (UOA)	0
Carry forward orthodontic activity (UOA)	0
Baseline contract value	£914,419.88

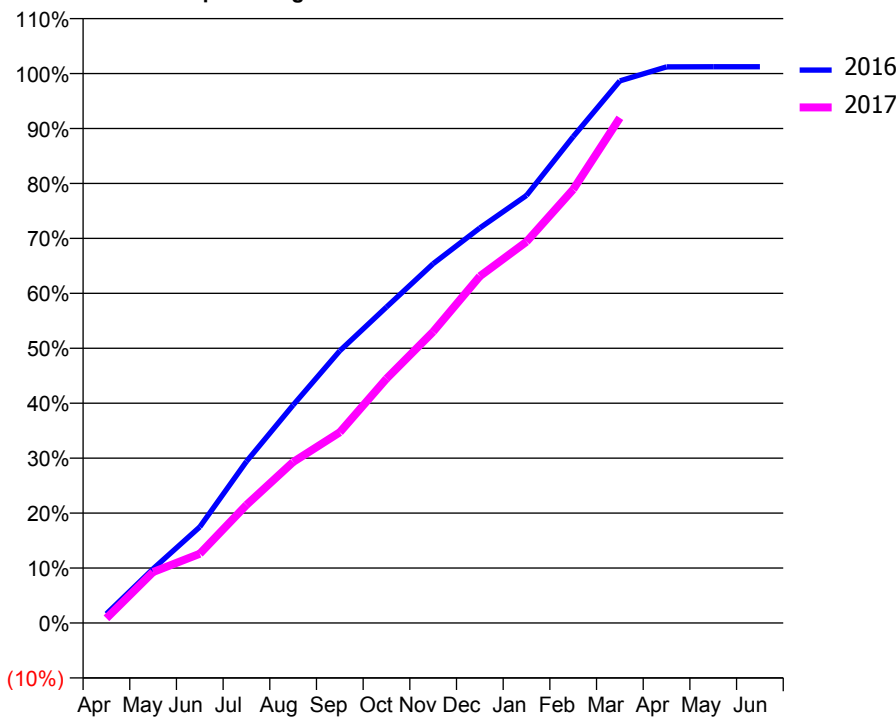
ACCESS*

Patients seen in 24 months	Total	Change since previous quarter
Quarter ending March 2016	11,810	
Quarter ending June 2016	11,563	↓
Quarter ending September 2016	11,298	↓
Quarter ending December 2016	11,200	→
Quarter ending March 2017	11,265	→
Variance since March 2016	(4.6%)	↓



ACTIVITY

Cumulative percentage of contracted UDA delivered 2016 & 2017



Month	Adjusted Scheduled Activity (UDA)	
	2016	2017
April	599	306
May	3,533	3,276
June	6,257	4,454
July	10,526	7,589
August	14,201	10,347
September	17,740	12,262
October	20,585	15,710
November	23,410	18,725
December	25,743	22,296
January	27,855	24,516
February	31,691	27,874
March	35,324	32,477
April	36,234	
May	36,241	
June	36,242	

QUALITY

	Quantity	Base Number	Contract	AT	Region	England
% of FP17s for the same patient ID Re-attending within 3 months - Children	364	5,048	7.2%	12.9%	13.3%	12.3%
% of FP17s for the same patient ID Re-attending within 3 months - Adults	1,810	11,187	16.2%	17.6%	17.3%	16.7%
% of FP17s for the same patient ID Re-attending between 3 & 9 months - Children	3,261	5,048	64.6%	56.2%	58.9%	57.6%
% of FP17s for the same patient ID Re-attending between 3 & 9 months - Adults	6,041	11,187	54.0%	49.9%	52.2%	50.1%
% of FP17s for Band 1 Urgent Courses	1,259	15,683	8.0%	10.4%	9.2%	9.1%
% of FP17s Relating to Free Repair or Replacements	84	15,683	0.5%	0.9%	1.0%	0.8%
% of FP17s Relating to Continuations	372	15,683	2.4%	1.3%	1.4%	1.2%
% of Patients satisfied with the dentistry they have received	5	5	N/A	92.1%	93.1%	92.8%
% of Patients satisfied with the time they had to wait for an appointment	4	5	N/A	88.1%	89.5%	88.7%

* This is based on patients treated on this contract for their most recent course of treatment. Figures in italics indicate the base number of FP17s or Patient Questionnaire responses are less than 100. N/A is shown where the base number of responses is less than 10 during the period. % is calculated as Quantity/Base number*100

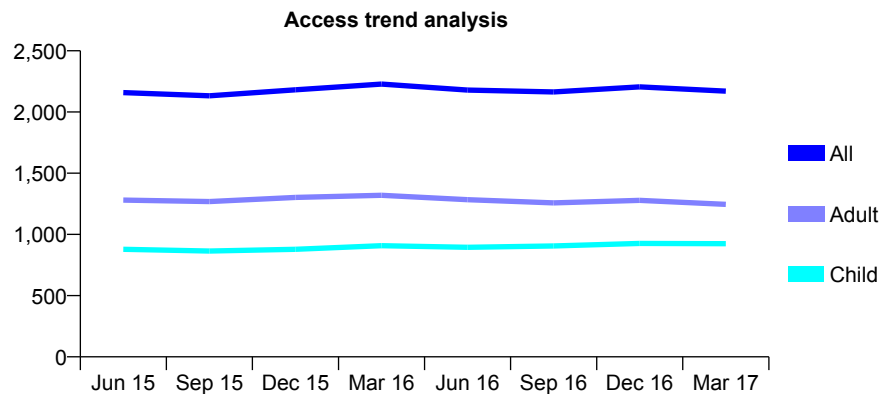
Q46 - Vital Signs At a Glance Contract Report for 165433/0001 - March 2017

Name or company name	Park House Brinnington
Contract type name	GDS Contract
Purpose of contract	General
Contract start date	01/01/2011
Contract end date	

16/17 Contracted general activity (UDA)	6,500
Carry forward general activity (UDA)	16
16/17 Contracted orthodontic activity (UOA)	0
Carry forward orthodontic activity (UOA)	0
Baseline contract value	£167,115.42

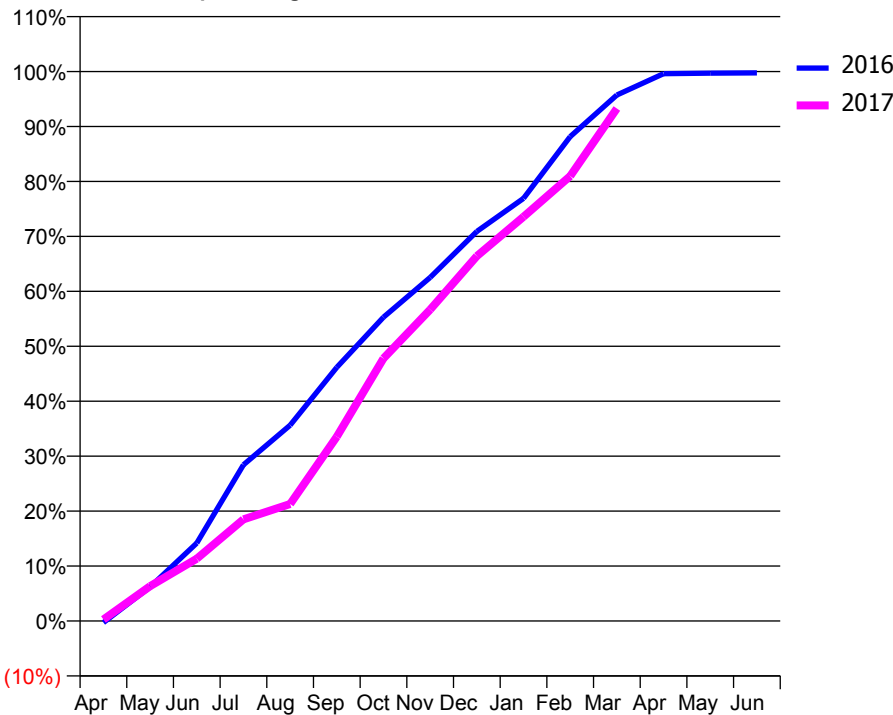
ACCESS*

Patients seen in 24 months	Total	Change since previous quarter
Quarter ending March 2016	2,228	
Quarter ending June 2016	2,179	↓
Quarter ending September 2016	2,164	→
Quarter ending December 2016	2,205	→
Quarter ending March 2017	2,170	↓
Variance since March 2016	(2.6%)	↓



ACTIVITY

Cumulative percentage of contracted UDA delivered 2016 & 2017



Month	Adjusted Scheduled Activity (UDA)	
	2016	2017
April	-20	18
May	403	413
June	922	737
July	1,848	1,202
August	2,317	1,384
September	3,001	2,180
October	3,595	3,106
November	4,064	3,685
December	4,608	4,316
January	5,000	4,782
February	5,729	5,263
March	6,222	6,063
April	6,474	
May	6,481	
June	6,484	

QUALITY

	Quantity	Base Number	Contract	AT	Region	England
% of FP17s for the same patient ID Re-attending within 3 months - Children	103	1,009	10.2%	12.9%	13.3%	12.3%
% of FP17s for the same patient ID Re-attending within 3 months - Adults	219	1,235	17.7%	17.6%	17.3%	16.7%
% of FP17s for the same patient ID Re-attending between 3 & 9 months - Children	342	1,009	33.9%	56.2%	58.9%	57.6%
% of FP17s for the same patient ID Re-attending between 3 & 9 months - Adults	348	1,235	28.2%	49.9%	52.2%	50.1%
% of FP17s for Band 1 Urgent Courses	267	2,063	12.9%	10.4%	9.2%	9.1%
% of FP17s Relating to Free Repair or Replacements	14	2,063	0.7%	0.9%	1.0%	0.8%
% of FP17s Relating to Continuations	10	2,063	0.5%	1.3%	1.4%	1.2%
% of Patients satisfied with the dentistry they have received	2	3	N/A	92.1%	93.1%	92.8%
% of Patients satisfied with the time they had to wait for an appointment	3	3	N/A	88.1%	89.5%	88.7%

* This is based on patients treated on this contract for their most recent course of treatment. Figures in italics indicate the base number of FP17s or Patient Questionnaire responses are less than 100. N/A is shown where the base number of responses is less than 10 during the period. % is calculated as Quantity/Base number*100

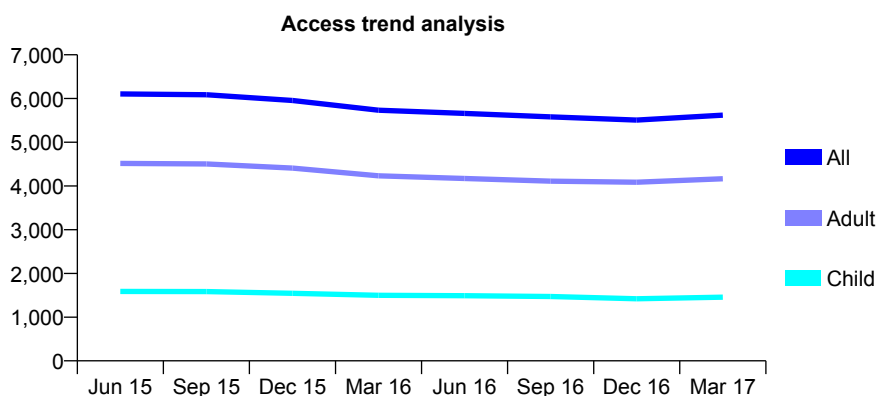
Q46 - Vital Signs At a Glance Contract Report for 165905/0001 - March 2017

Name or company name	New Moston Dental Centre
Contract type name	GDS Contract
Purpose of contract	General
Contract start date	01/04/2009
Contract end date	

16/17 Contracted general activity (UDA)	19,540
Carry forward general activity (UDA)	535
16/17 Contracted orthodontic activity (UOA)	0
Carry forward orthodontic activity (UOA)	0
Baseline contract value	£581,784.14

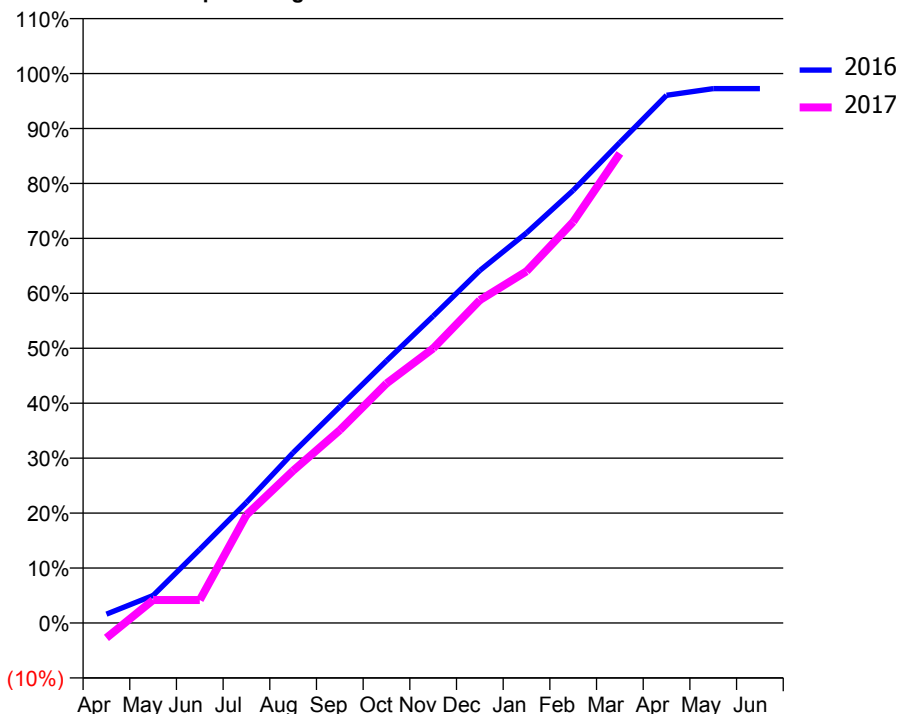
ACCESS*

Patients seen in 24 months	Total	Change since previous quarter
Quarter ending March 2016	5,733	
Quarter ending June 2016	5,661	↓
Quarter ending September 2016	5,581	↓
Quarter ending December 2016	5,506	↓
Quarter ending March 2017	5,619	↑
Variance since March 2016	(2.0%)	↓



ACTIVITY

Cumulative percentage of contracted UDA delivered 2016 & 2017



Month	Adjusted Scheduled Activity (UDA)	
	2016	2017
April	314	-535
May	979	816
June	2,620	816
July	4,287	3,844
August	6,056	5,418
September	7,694	6,858
October	9,324	8,521
November	10,911	9,767
December	12,534	11,484
January	13,871	12,507
February	15,382	14,266
March	17,085	16,698
April	18,764	
May	19,005	
June	19,005	

QUALITY

	Quantity	Base Number	Contract	AT	Region	England
% of FP17s for the same patient ID Re-attending within 3 months - Children	224	2,305	9.7%	12.9%	13.3%	12.3%
% of FP17s for the same patient ID Re-attending within 3 months - Adults	792	5,881	13.5%	17.6%	17.3%	16.7%
% of FP17s for the same patient ID Re-attending between 3 & 9 months - Children	1,391	2,305	60.3%	56.2%	58.9%	57.6%
% of FP17s for the same patient ID Re-attending between 3 & 9 months - Adults	3,382	5,881	57.5%	49.9%	52.2%	50.1%
% of FP17s for Band 1 Urgent Courses	445	7,479	5.9%	10.4%	9.2%	9.1%
% of FP17s Relating to Free Repair or Replacements	28	7,479	0.4%	0.9%	1.0%	0.8%
% of FP17s Relating to Continuations	133	7,479	1.8%	1.3%	1.4%	1.2%
% of Patients satisfied with the dentistry they have received	3	3	N/A	92.1%	93.1%	92.8%
% of Patients satisfied with the time they had to wait for an appointment	3	3	N/A	88.1%	89.5%	88.7%

* This is based on patients treated on this contract for their most recent course of treatment. Figures in italics indicate the base number of FP17s or Patient Questionnaire responses are less than 100. N/A is shown where the base number of responses is less than 10 during the period. % is calculated as Quantity/Base number*100

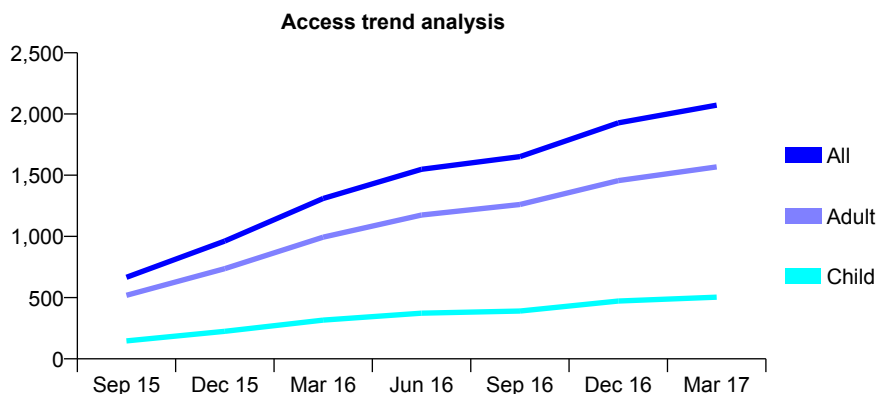
Q46 - Vital Signs At a Glance Contract Report for 166049/0001 - March 2017

Name or company name	MISS R DHARIWAL
Contract type name	GDS Contract
Purpose of contract	General
Contract start date	01/07/2015
Contract end date	

16/17 Contracted general activity (UDA)	8,633
Carry forward general activity (UDA)	1,359
16/17 Contracted orthodontic activity (UOA)	0
Carry forward orthodontic activity (UOA)	0
Baseline contract value	£230,337.92

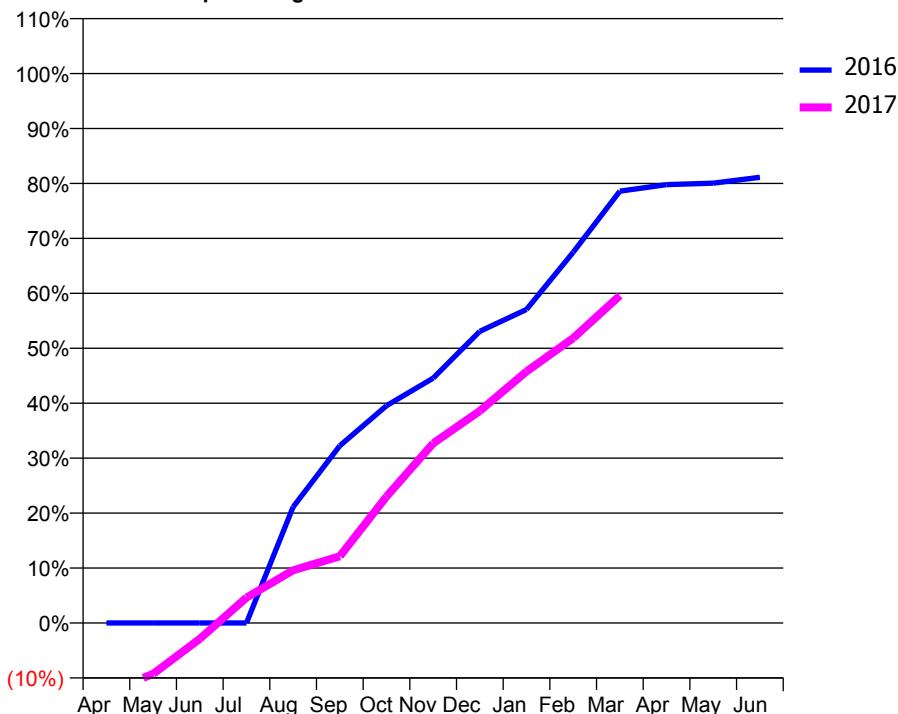
ACCESS*

Patients seen in 24 months	Total	Change since previous quarter
Quarter ending March 2016	1,310	
Quarter ending June 2016	1,548	↑
Quarter ending September 2016	1,652	↑
Quarter ending December 2016	1,928	↑
Quarter ending March 2017	2,072	↑
Variance since March 2016	58.2%	↑



ACTIVITY

Cumulative percentage of contracted UDA delivered 2016 & 2017



Month	Adjusted Scheduled Activity (UDA)	
	2016	2017
April	0	-1,099
May	0	-801
June	0	-251
July	0	400
August	1,369	829
September	2,090	1,049
October	2,562	1,988
November	2,888	2,823
December	3,440	3,332
January	3,699	3,952
February	4,372	4,475
March	5,093	5,143
April	5,170	
May	5,187	
June	5,257	

QUALITY

	Quantity	Base Number	Contract	AT	Region	England
% of FP17s for the same patient ID Re-attending within 3 months - Children	79	684	11.5%	12.9%	13.3%	12.3%
% of FP17s for the same patient ID Re-attending within 3 months - Adults	376	2,080	18.1%	17.6%	17.3%	16.7%
% of FP17s for the same patient ID Re-attending between 3 & 9 months - Children	241	684	35.2%	56.2%	58.9%	57.6%
% of FP17s for the same patient ID Re-attending between 3 & 9 months - Adults	746	2,080	35.9%	49.9%	52.2%	50.1%
% of FP17s for Band 1 Urgent Courses	551	2,677	20.6%	10.4%	9.2%	9.1%
% of FP17s Relating to Free Repair or Replacements	14	2,677	0.5%	0.9%	1.0%	0.8%
% of FP17s Relating to Continuations	26	2,677	1.0%	1.3%	1.4%	1.2%
% of Patients satisfied with the dentistry they have received	1	2	N/A	92.1%	93.1%	92.8%
% of Patients satisfied with the time they had to wait for an appointment	1	2	N/A	88.1%	89.5%	88.7%

* This is based on patients treated on this contract for their most recent course of treatment. Figures in italics indicate the base number of FP17s or Patient Questionnaire responses are less than 100. N/A is shown where the base number of responses is less than 10 during the period. % is calculated as Quantity/Base number*100

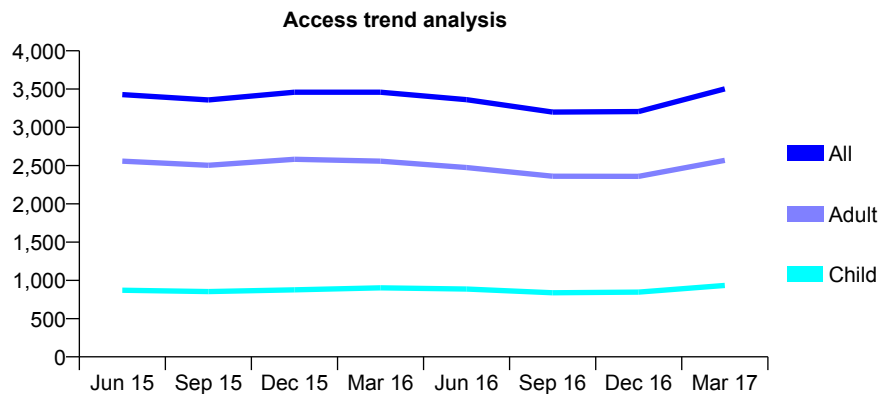
Q46 - Vital Signs At a Glance Contract Report for 166081/0001 - March 2017

Name or company name	Brooks Bar Dental Practice
Contract type name	GDS Contract
Purpose of contract	General
Contract start date	26/07/2013
Contract end date	

16/17 Contracted general activity (UDA)	14,264
Carry forward general activity (UDA)	-82
16/17 Contracted orthodontic activity (UOA)	0
Carry forward orthodontic activity (UOA)	0
Baseline contract value	£433,890.18

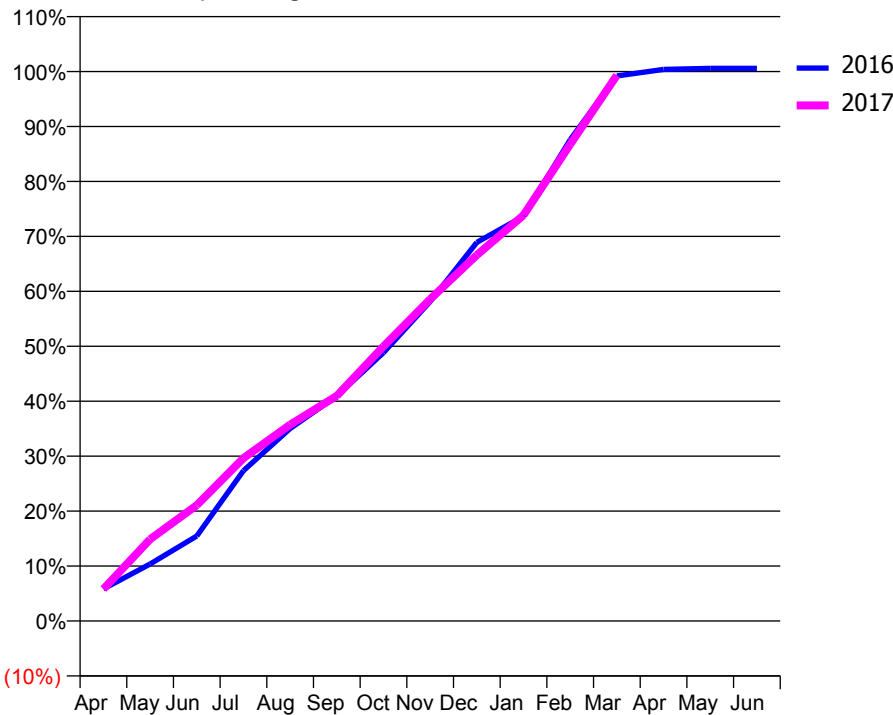
ACCESS*

Patients seen in 24 months	Total	Change since previous quarter
Quarter ending March 2016	3,459	
Quarter ending June 2016	3,361	↓
Quarter ending September 2016	3,199	↓
Quarter ending December 2016	3,206	→
Quarter ending March 2017	3,502	↑
Variance since March 2016	1.2%	→



ACTIVITY

Cumulative percentage of contracted UDA delivered 2016 & 2017



Month	Adjusted Scheduled Activity (UDA)	
	2016	2017
April	848	828
May	1,507	2,123
June	2,250	3,006
July	3,978	4,228
August	5,094	5,098
September	5,954	5,843
October	7,105	7,128
November	8,455	8,356
December	10,020	9,499
January	10,712	10,535
February	12,739	12,373
March	14,427	14,165
April	14,598	
May	14,626	
June	14,626	

QUALITY

	Quantity	Base Number	Contract	AT	Region	England
% of FP17s for the same patient ID Re-attending within 3 months - Children	43	969	4.4%	12.9%	13.3%	12.3%
% of FP17s for the same patient ID Re-attending within 3 months - Adults	293	2,639	11.1%	17.6%	17.3%	16.7%
% of FP17s for the same patient ID Re-attending between 3 & 9 months - Children	315	969	32.5%	56.2%	58.9%	57.6%
% of FP17s for the same patient ID Re-attending between 3 & 9 months - Adults	886	2,639	33.6%	49.9%	52.2%	50.1%
% of FP17s for Band 1 Urgent Courses	270	3,545	7.6%	10.4%	9.2%	9.1%
% of FP17s Relating to Free Repair or Replacements	15	3,545	0.4%	0.9%	1.0%	0.8%
% of FP17s Relating to Continuations	56	3,545	1.6%	1.3%	1.4%	1.2%
% of Patients satisfied with the dentistry they have received	7	7	N/A	92.1%	93.1%	92.8%
% of Patients satisfied with the time they had to wait for an appointment	4	7	N/A	88.1%	89.5%	88.7%

* This is based on patients treated on this contract for their most recent course of treatment. Figures in italics indicate the base number of FP17s or Patient Questionnaire responses are less than 100. N/A is shown where the base number of responses is less than 10 during the period. % is calculated as Quantity/Base number*100

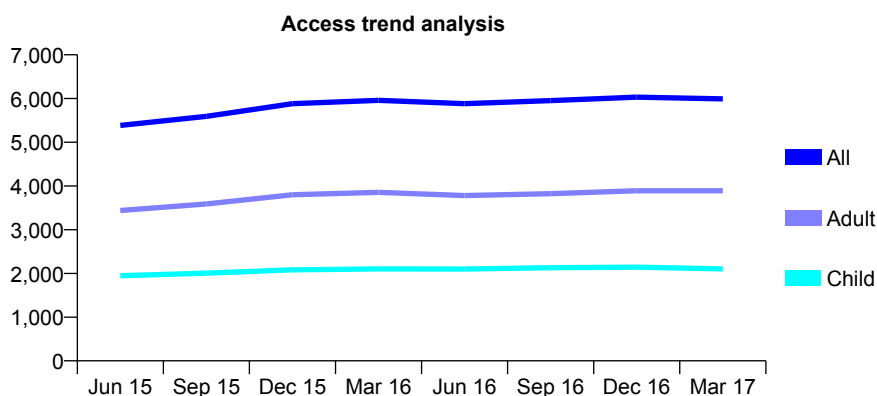
Q46 - Vital Signs At a Glance Contract Report for 166405/0001 - March 2017

Name or company name	Penny Meadow Dental Care Limited
Contract type name	GDS Contract
Purpose of contract	General
Contract start date	01/01/2014
Contract end date	

16/17 Contracted general activity (UDA)	16,838
Carry forward general activity (UDA)	-241
16/17 Contracted orthodontic activity (UOA)	0
Carry forward orthodontic activity (UOA)	0
Baseline contract value	£467,821.33

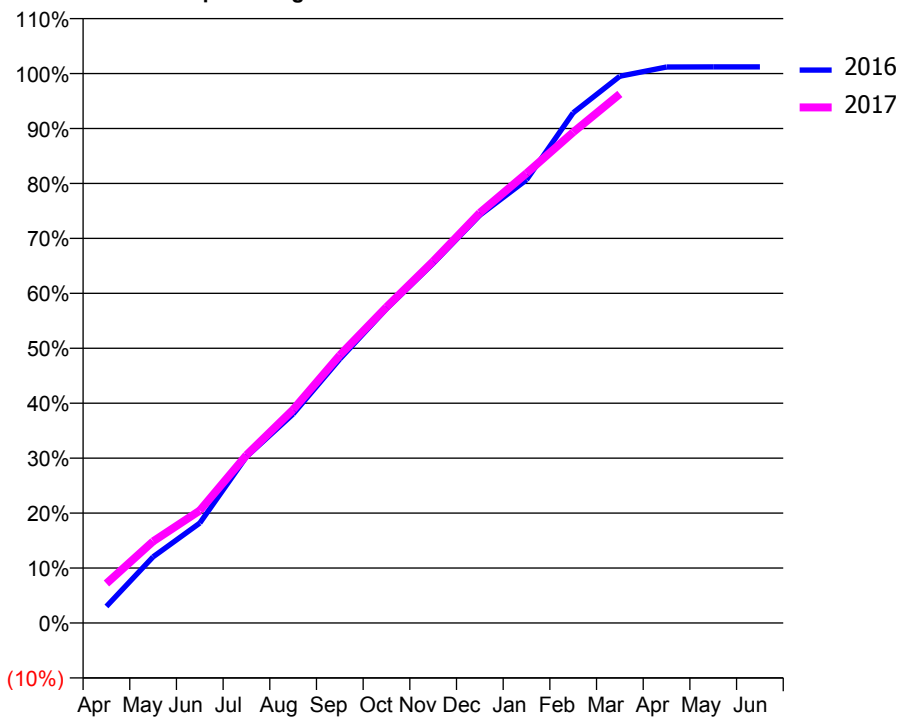
ACCESS*

Patients seen in 24 months	Total	Change since previous quarter
Quarter ending March 2016	5,959	
Quarter ending June 2016	5,881	↓
Quarter ending September 2016	5,952	→
Quarter ending December 2016	6,033	→
Quarter ending March 2017	5,993	→
Variance since March 2016	0.6%	→



ACTIVITY

Cumulative percentage of contracted UDA delivered 2016 & 2017



Month	Adjusted Scheduled Activity (UDA)	
	2016	2017
April	509	1,211
May	2,030	2,501
June	3,064	3,448
July	5,096	5,147
August	6,403	6,541
September	8,089	8,206
October	9,629	9,682
November	11,018	11,083
December	12,497	12,573
January	13,582	13,779
February	15,635	15,039
March	16,756	16,210
April	17,037	
May	17,040	
June	17,040	

QUALITY

	Quantity	Base Number	Contract	AT	Region	England
% of FP17s for the same patient ID Re-attending within 3 months - Children	232	3,345	6.9%	12.9%	13.3%	12.3%
% of FP17s for the same patient ID Re-attending within 3 months - Adults	608	5,206	11.7%	17.6%	17.3%	16.7%
% of FP17s for the same patient ID Re-attending between 3 & 9 months - Children	2,276	3,345	68.0%	56.2%	58.9%	57.6%
% of FP17s for the same patient ID Re-attending between 3 & 9 months - Adults	2,901	5,206	55.7%	49.9%	52.2%	50.1%
% of FP17s for Band 1 Urgent Courses	819	8,386	9.8%	10.4%	9.2%	9.1%
% of FP17s Relating to Free Repair or Replacements	40	8,386	0.5%	0.9%	1.0%	0.8%
% of FP17s Relating to Continuations	34	8,386	0.4%	1.3%	1.4%	1.2%
% of Patients satisfied with the dentistry they have received	3	3	N/A	92.1%	93.1%	92.8%
% of Patients satisfied with the time they had to wait for an appointment	3	3	N/A	88.1%	89.5%	88.7%

* This is based on patients treated on this contract for their most recent course of treatment. Figures in italics indicate the base number of FP17s or Patient Questionnaire responses are less than 100. N/A is shown where the base number of responses is less than 10 during the period. % is calculated as Quantity/Base number*100

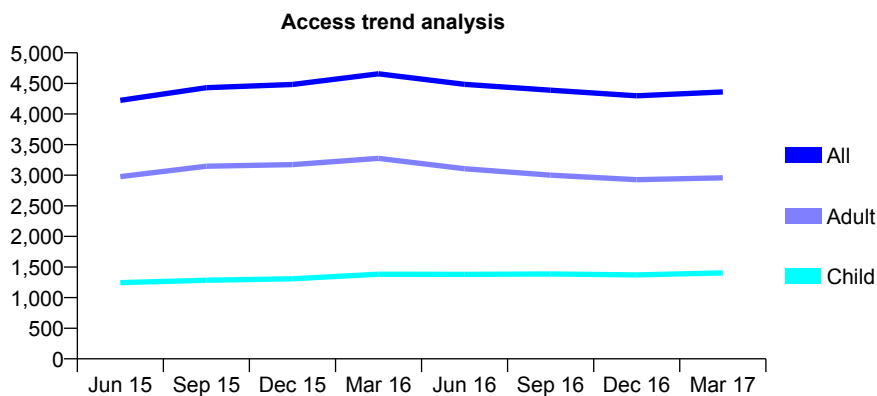
Q46 - Vital Signs At a Glance Contract Report for 166707/0001 - March 2017

Name or company name	151 Dental Ltd
Contract type name	GDS Contract
Purpose of contract	General
Contract start date	01/08/2007
Contract end date	

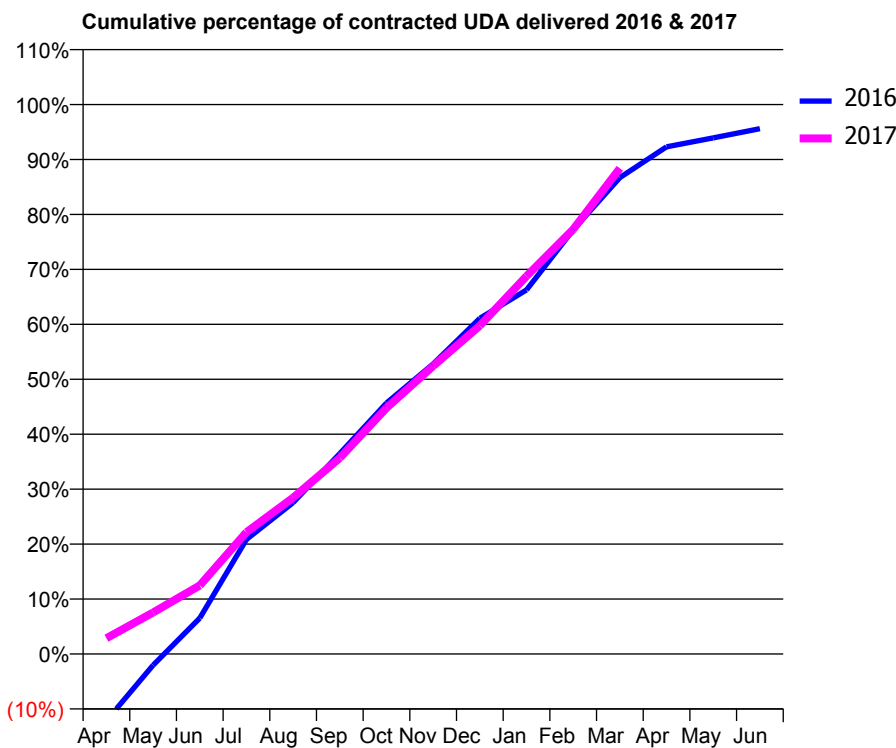
16/17 Contracted general activity (UDA)	18,209
Carry forward general activity (UDA)	0
16/17 Contracted orthodontic activity (UOA)	0
Carry forward orthodontic activity (UOA)	0
Baseline contract value	£464,569.60

ACCESS*

Patients seen in 24 months	Total	Change since previous quarter
Quarter ending March 2016	4,657	
Quarter ending June 2016	4,485	↓
Quarter ending September 2016	4,388	↓
Quarter ending December 2016	4,298	↓
Quarter ending March 2017	4,361	→
Variance since March 2016	(6.4%)	↓



ACTIVITY



Month	Adjusted Scheduled Activity (UDA)	
	2016	2017
April	-2,244	524
May	-378	1,377
June	1,209	2,273
July	3,855	4,036
August	5,095	5,183
September	6,746	6,500
October	8,446	8,155
November	9,760	9,542
December	11,295	10,882
January	12,251	12,522
February	14,270	14,069
March	16,028	16,097
April	17,067	
May	17,364	
June	17,675	

QUALITY

	Quantity	Base Number	Contract	AT	Region	England
% of FP17s for the same patient ID Re-attending within 3 months - Children	699	2,882	24.3%	12.9%	13.3%	12.3%
% of FP17s for the same patient ID Re-attending within 3 months - Adults	1,251	4,999	25.0%	17.6%	17.3%	16.7%
% of FP17s for the same patient ID Re-attending between 3 & 9 months - Children	1,552	2,882	53.9%	56.2%	58.9%	57.6%
% of FP17s for the same patient ID Re-attending between 3 & 9 months - Adults	2,594	4,999	51.9%	49.9%	52.2%	50.1%
% of FP17s for Band 1 Urgent Courses	645	7,306	8.8%	10.4%	9.2%	9.1%
% of FP17s Relating to Free Repair or Replacements	89	7,306	1.2%	0.9%	1.0%	0.8%
% of FP17s Relating to Continuations	84	7,306	1.1%	1.3%	1.4%	1.2%
% of Patients satisfied with the dentistry they have received	6	7	N/A	92.1%	93.1%	92.8%
% of Patients satisfied with the time they had to wait for an appointment	7	7	N/A	88.1%	89.5%	88.7%

* This is based on patients treated on this contract for their most recent course of treatment. Figures in italics indicate the base number of FP17s or Patient Questionnaire responses are less than 100. N/A is shown where the base number of responses is less than 10 during the period. % is calculated as Quantity/Base number*100

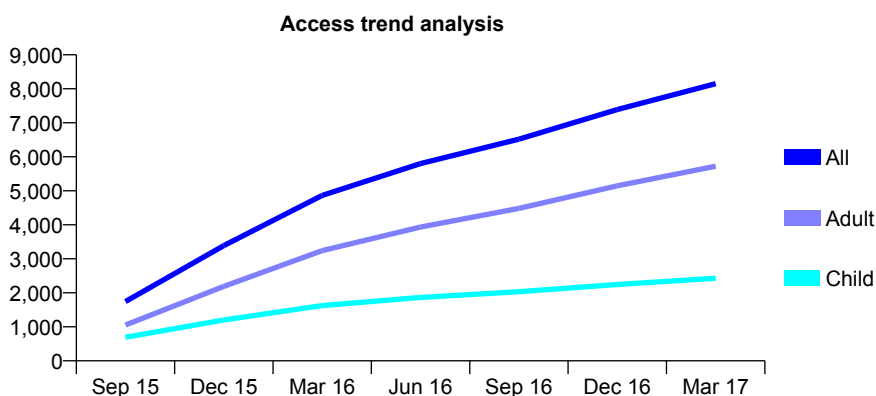
Q46 - Vital Signs At a Glance Contract Report for 167312/0001 - March 2017

Name or company name	Mellor, Wilkinson and Shokraee
Contract type name	GDS Contract
Purpose of contract	General
Contract start date	01/06/2015
Contract end date	

16/17 Contracted general activity (UDA)	21,353
Carry forward general activity (UDA)	-413
16/17 Contracted orthodontic activity (UOA)	0
Carry forward orthodontic activity (UOA)	0
Baseline contract value	£685,195.84

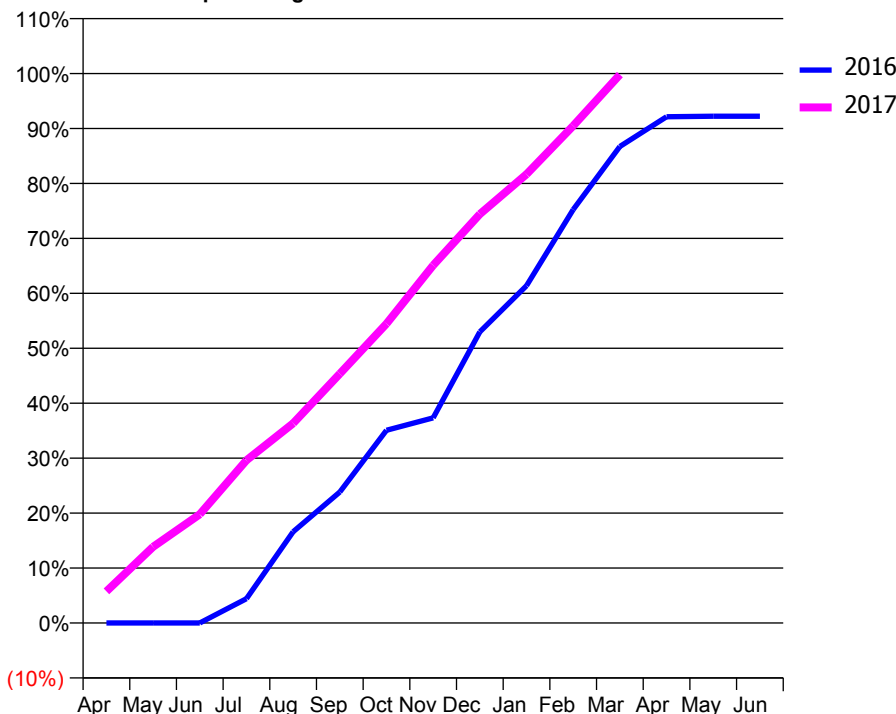
ACCESS*

Patients seen in 24 months	Total	Change since previous quarter
Quarter ending March 2016	4,865	
Quarter ending June 2016	5,800	↑
Quarter ending September 2016	6,519	↑
Quarter ending December 2016	7,392	↑
Quarter ending March 2017	8,150	↑
Variance since March 2016	67.5%	↑



ACTIVITY

Cumulative percentage of contracted UDA delivered 2016 & 2017



Month	Adjusted Scheduled Activity (UDA)	
	2016	2017
April	0	1,232
May	0	2,961
June	0	4,224
July	782	6,325
August	2,934	7,758
September	4,208	9,688
October	6,193	11,631
November	6,591	13,898
December	9,353	15,887
January	10,838	17,439
February	13,282	19,319
March	15,310	21,312
April	16,268	
May	16,282	
June	16,282	

QUALITY

	Quantity	Base Number	Contract	AT	Region	England
% of FP17s for the same patient ID Re-attending within 3 months - Children	376	3,733	10.1%	12.9%	13.3%	12.3%
% of FP17s for the same patient ID Re-attending within 3 months - Adults	1,249	7,566	16.5%	17.6%	17.3%	16.7%
% of FP17s for the same patient ID Re-attending between 3 & 9 months - Children	1,954	3,733	52.3%	56.2%	58.9%	57.6%
% of FP17s for the same patient ID Re-attending between 3 & 9 months - Adults	2,906	7,566	38.4%	49.9%	52.2%	50.1%
% of FP17s for Band 1 Urgent Courses	934	9,546	9.8%	10.4%	9.2%	9.1%
% of FP17s Relating to Free Repair or Replacements	48	9,546	0.5%	0.9%	1.0%	0.8%
% of FP17s Relating to Continuations	123	9,546	1.3%	1.3%	1.4%	1.2%
% of Patients satisfied with the dentistry they have received	11	11	100.0%	92.1%	93.1%	92.8%
% of Patients satisfied with the time they had to wait for an appointment	8	11	72.7%	88.1%	89.5%	88.7%

* This is based on patients treated on this contract for their most recent course of treatment. Figures in italics indicate the base number of FP17s or Patient Questionnaire responses are less than 100. N/A is shown where the base number of responses is less than 10 during the period. % is calculated as Quantity/Base number*100

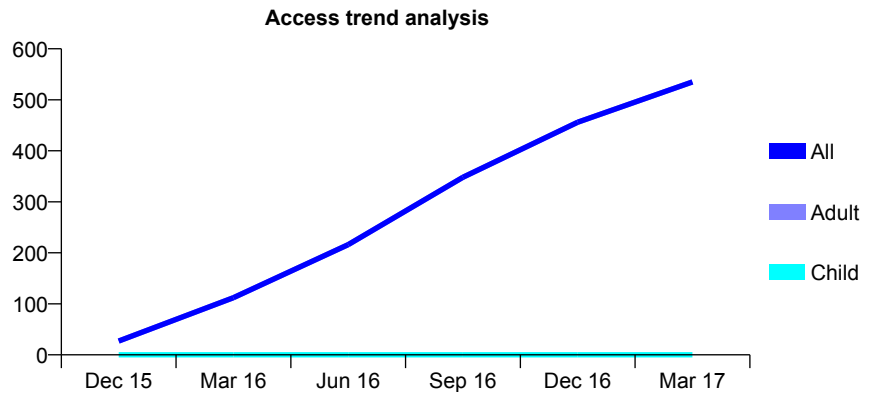
Q46 - Vital Signs At a Glance Contract Report for 167312/0002 - March 2017

Name or company name	Mellor, Wilkinson and Shokraee
Contract type name	GDS Contract
Purpose of contract	General
Contract start date	01/11/2015
Contract end date	

16/17 Contracted general activity (UDA)	2,000
Carry forward general activity (UDA)	-40
16/17 Contracted orthodontic activity (UOA)	0
Carry forward orthodontic activity (UOA)	0
Baseline contract value	£168,379.85

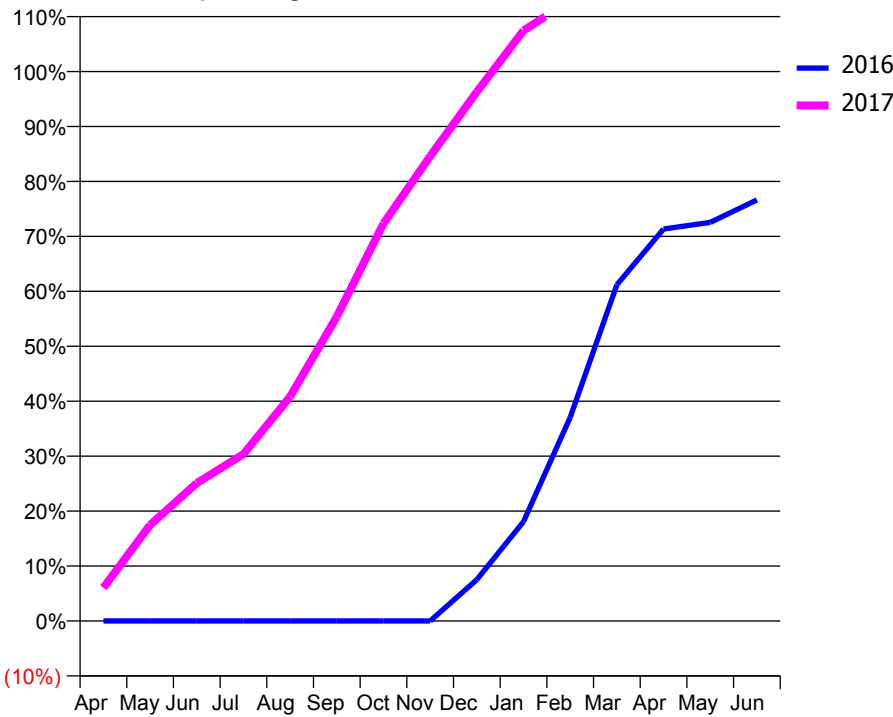
ACCESS*

Patients seen in 24 months	Total	Change since previous quarter
Quarter ending March 2016	112	
Quarter ending June 2016	216	↑
Quarter ending September 2016	348	↑
Quarter ending December 2016	456	↑
Quarter ending March 2017	535	↑
Variance since March 2016	377.7%	↑



ACTIVITY

Cumulative percentage of contracted UDA delivered 2016 & 2017



Month	Adjusted Scheduled Activity (UDA)	
	2016	2017
April	0	121
May	0	350
June	0	502
July	0	607
August	0	817
September	0	1,108
October	0	1,446
November	0	1,692
December	62	1,926
January	150	2,149
February	307	2,259
March	506	2,365
April	590	
May	600	
June	634	

QUALITY

	Quantity	Base Number	Contract	AT	Region	England
% of FP17s for the same patient ID Re-attending within 3 months - Children	0	0	N/A	12.9%	13.3%	12.3%
% of FP17s for the same patient ID Re-attending within 3 months - Adults	28	512	5.5%	17.6%	17.3%	16.7%
% of FP17s for the same patient ID Re-attending between 3 & 9 months - Children	0	0	N/A	56.2%	58.9%	57.6%
% of FP17s for the same patient ID Re-attending between 3 & 9 months - Adults	36	512	7.0%	49.9%	52.2%	50.1%
% of FP17s for Band 1 Urgent Courses	63	471	13.4%	10.4%	9.2%	9.1%
% of FP17s Relating to Free Repair or Replacements	0	471	0.0%	0.9%	1.0%	0.8%
% of FP17s Relating to Continuations	0	471	0.0%	1.3%	1.4%	1.2%
% of Patients satisfied with the dentistry they have received	0	0	N/A	92.1%	93.1%	92.8%
% of Patients satisfied with the time they had to wait for an appointment	0	0	N/A	88.1%	89.5%	88.7%

* This is based on patients treated on this contract for their most recent course of treatment. Figures in italics indicate the base number of FP17s or Patient Questionnaire responses are less than 100. N/A is shown where the base number of responses is less than 10 during the period. % is calculated as Quantity/Base number*100

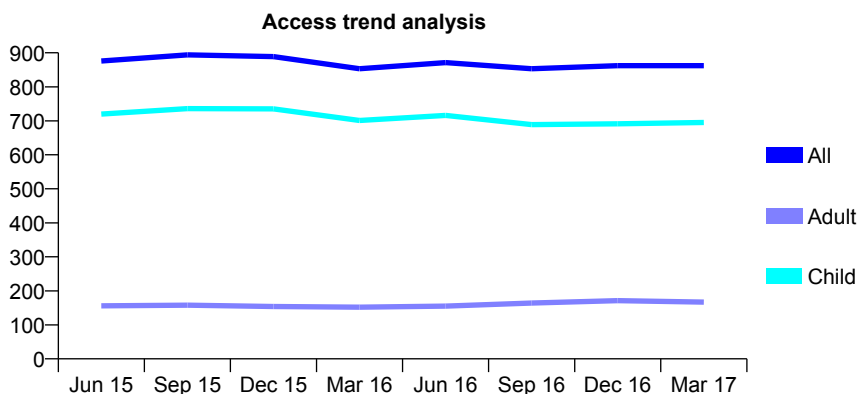
Q46 - Vital Signs At a Glance Contract Report for 168033/0001 - March 2017

Name or company name	Mossley Dental Care
Contract type name	GDS Contract
Purpose of contract	General
Contract start date	01/02/2013
Contract end date	

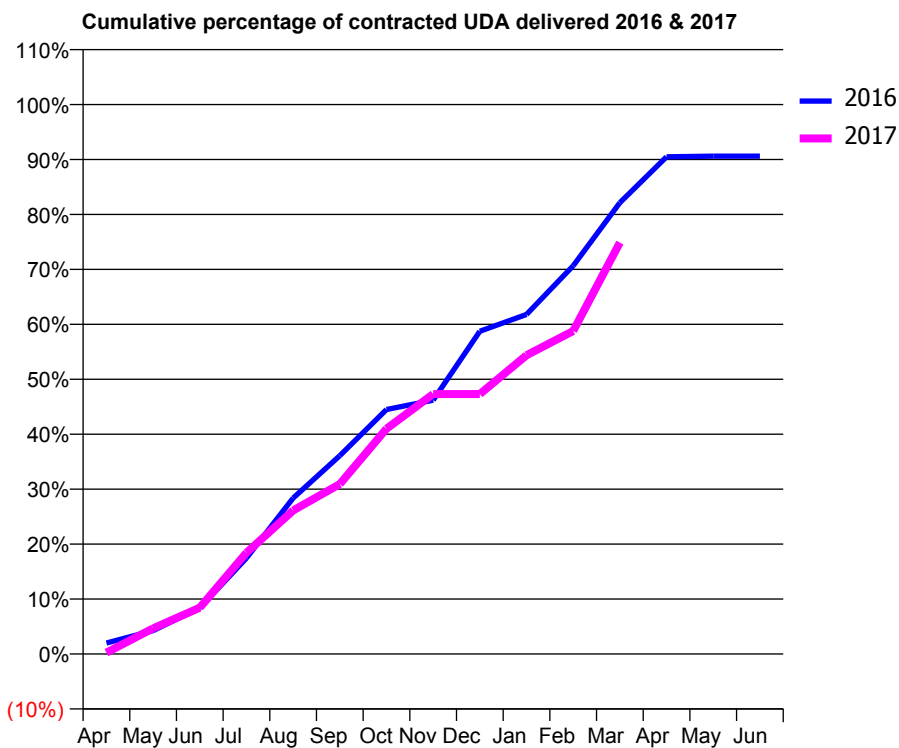
16/17 Contracted general activity (UDA)	2,000
Carry forward general activity (UDA)	0
16/17 Contracted orthodontic activity (UOA)	0
Carry forward orthodontic activity (UOA)	0
Baseline contract value	£55,555.69

ACCESS*

Patients seen in 24 months	Total	Change since previous quarter
Quarter ending March 2016	853	
Quarter ending June 2016	871	↑
Quarter ending September 2016	853	↓
Quarter ending December 2016	862	→
Quarter ending March 2017	862	→
Variance since March 2016	1.1%	→



ACTIVITY



Month	Adjusted Scheduled Activity (UDA)	
	2016	2017
April	40	5
May	85	93
June	168	169
July	349	368
August	568	523
September	722	619
October	890	820
November	924	946
December	1,175	946
January	1,236	1,088
February	1,413	1,176
March	1,643	1,498
April	1,810	
May	1,812	
June	1,812	

QUALITY

	Quantity	Base Number	Contract	AT	Region	England
% of FP17s for the same patient ID Re-attending within 3 months - Children	51	1,002	5.1%	12.9%	13.3%	12.3%
% of FP17s for the same patient ID Re-attending within 3 months - Adults	16	140	11.4%	17.6%	17.3%	16.7%
% of FP17s for the same patient ID Re-attending between 3 & 9 months - Children	578	1,002	57.7%	56.2%	58.9%	57.6%
% of FP17s for the same patient ID Re-attending between 3 & 9 months - Adults	77	140	55.0%	49.9%	52.2%	50.1%
% of FP17s for Band 1 Urgent Courses	22	1,040	2.1%	10.4%	9.2%	9.1%
% of FP17s Relating to Free Repair or Replacements	0	1,040	0.0%	0.9%	1.0%	0.8%
% of FP17s Relating to Continuations	4	1,040	0.4%	1.3%	1.4%	1.2%
% of Patients satisfied with the dentistry they have received	0	0	N/A	92.1%	93.1%	92.8%
% of Patients satisfied with the time they had to wait for an appointment	0	0	N/A	88.1%	89.5%	88.7%

* This is based on patients treated on this contract for their most recent course of treatment. Figures in italics indicate the base number of FP17s or Patient Questionnaire responses are less than 100. N/A is shown where the base number of responses is less than 10 during the period. % is calculated as Quantity/Base number*100

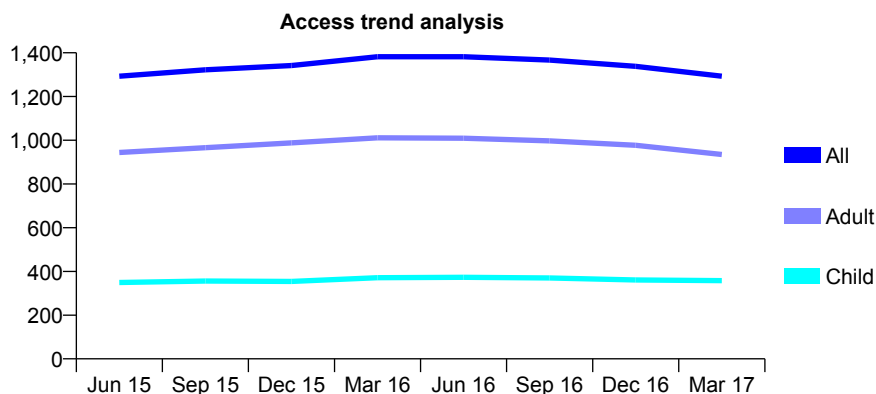
Q46 - Vital Signs At a Glance Contract Report for 168157/0001 - March 2017

Name or company name	Ravat & Ray Dental Care Bolton
Contract type name	GDS Contract
Purpose of contract	General
Contract start date	28/01/2014
Contract end date	

16/17 Contracted general activity (UDA)	3,981
Carry forward general activity (UDA)	-80
16/17 Contracted orthodontic activity (UOA)	0
Carry forward orthodontic activity (UOA)	0
Baseline contract value	£90,201.42

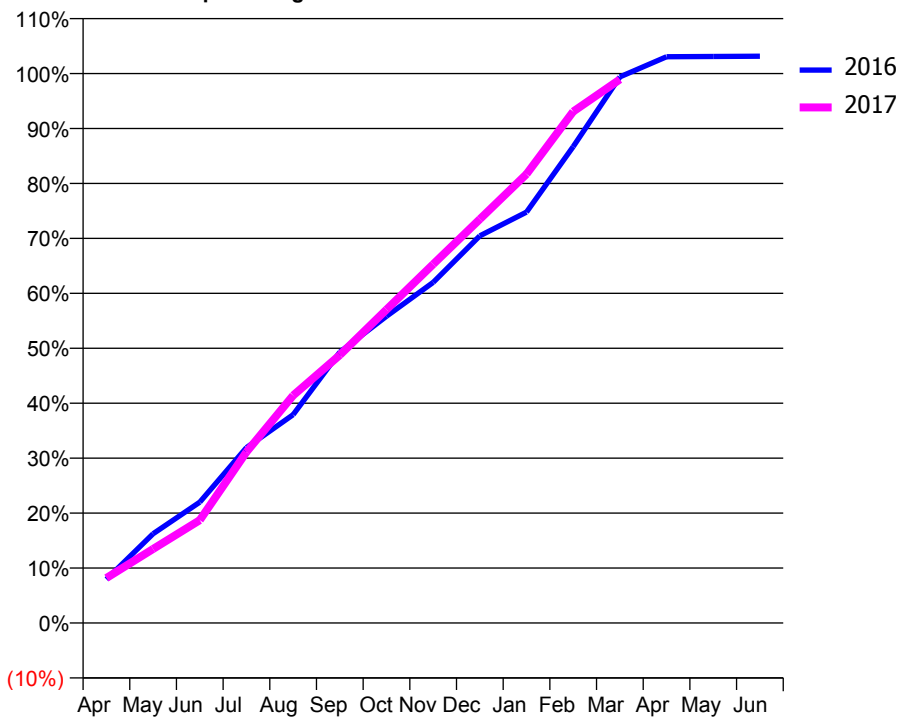
ACCESS*

Patients seen in 24 months	Total	Change since previous quarter
Quarter ending March 2016	1,382	
Quarter ending June 2016	1,382	→
Quarter ending September 2016	1,367	↓
Quarter ending December 2016	1,338	↓
Quarter ending March 2017	1,293	↓
Variance since March 2016	(6.4%)	↓



ACTIVITY

Cumulative percentage of contracted UDA delivered 2016 & 2017



Month	Adjusted Scheduled Activity (UDA)	
	2016	2017
April	328	326
May	672	536
June	909	745
July	1,319	1,239
August	1,566	1,649
September	2,036	1,941
October	2,306	2,271
November	2,561	2,599
December	2,911	2,926
January	3,089	3,252
February	3,581	3,706
March	4,106	3,938
April	4,257	
May	4,259	
June	4,261	

QUALITY

	Quantity	Base Number	Contract	AT	Region	England
% of FP17s for the same patient ID Re-attending within 3 months - Children	37	594	6.2%	12.9%	13.3%	12.3%
% of FP17s for the same patient ID Re-attending within 3 months - Adults	221	1,484	14.9%	17.6%	17.3%	16.7%
% of FP17s for the same patient ID Re-attending between 3 & 9 months - Children	417	594	70.2%	56.2%	58.9%	57.6%
% of FP17s for the same patient ID Re-attending between 3 & 9 months - Adults	1,021	1,484	68.8%	49.9%	52.2%	50.1%
% of FP17s for Band 1 Urgent Courses	151	2,007	7.5%	10.4%	9.2%	9.1%
% of FP17s Relating to Free Repair or Replacements	38	2,007	1.9%	0.9%	1.0%	0.8%
% of FP17s Relating to Continuations	3	2,007	0.1%	1.3%	1.4%	1.2%
% of Patients satisfied with the dentistry they have received	3	3	N/A	92.1%	93.1%	92.8%
% of Patients satisfied with the time they had to wait for an appointment	3	3	N/A	88.1%	89.5%	88.7%

* This is based on patients treated on this contract for their most recent course of treatment. Figures in italics indicate the base number of FP17s or Patient Questionnaire responses are less than 100. N/A is shown where the base number of responses is less than 10 during the period. % is calculated as Quantity/Base number*100

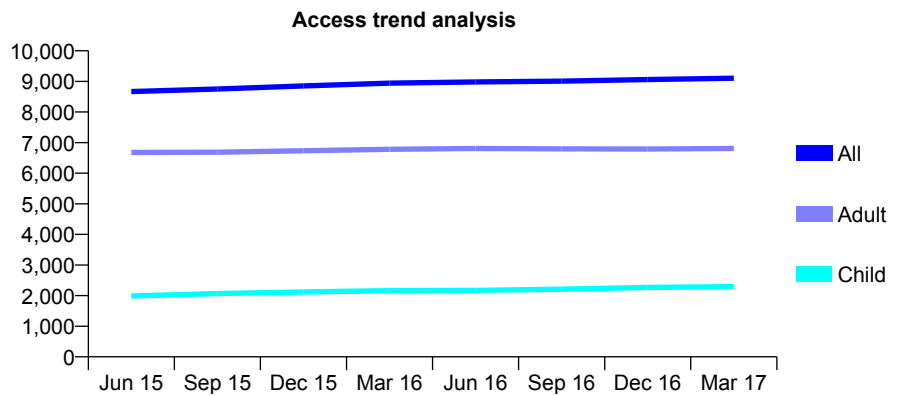
Q46 - Vital Signs At a Glance Contract Report for 168270/0001 - March 2017

Name or company name	MR KA WITHERS
Contract type name	GDS Contract
Purpose of contract	General
Contract start date	01/07/2010
Contract end date	

16/17 Contracted general activity (UDA)	25,856
Carry forward general activity (UDA)	-503
16/17 Contracted orthodontic activity (UOA)	0
Carry forward orthodontic activity (UOA)	0
Baseline contract value	£754,936.67

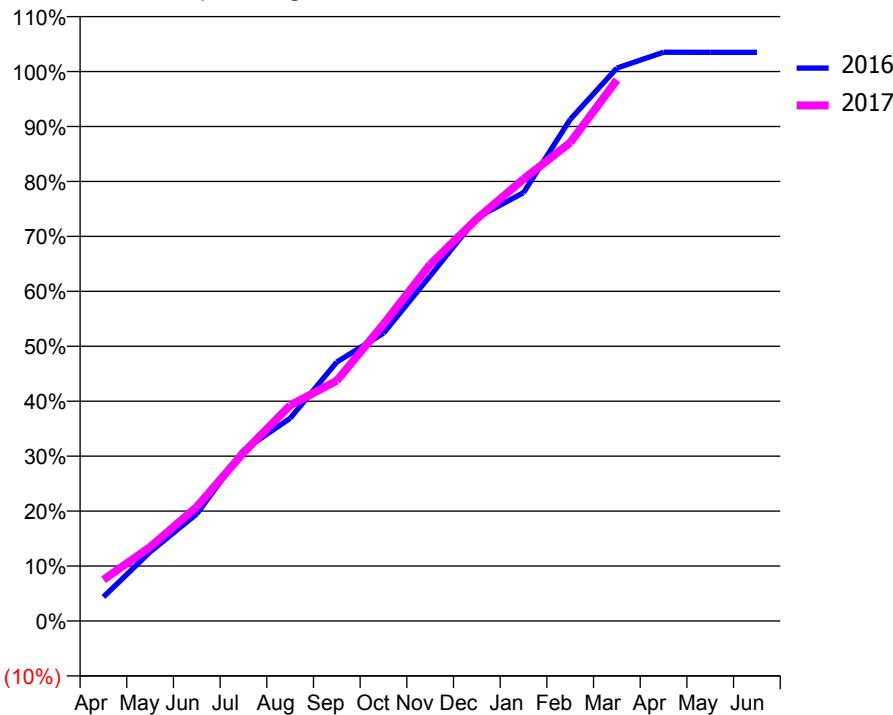
ACCESS*

Patients seen in 24 months	Total	Change since previous quarter
Quarter ending March 2016	8,944	
Quarter ending June 2016	8,981	→
Quarter ending September 2016	9,008	→
Quarter ending December 2016	9,059	→
Quarter ending March 2017	9,104	→
Variance since March 2016	1.8%	→



ACTIVITY

Cumulative percentage of contracted UDA delivered 2016 & 2017



Month	Adjusted Scheduled Activity (UDA)	
	2016	2017
April	1,128	1,939
May	3,235	3,488
June	5,010	5,372
July	7,982	7,920
August	9,481	10,147
September	12,113	11,310
October	13,461	13,968
November	16,139	16,780
December	18,856	18,929
January	20,029	20,796
February	23,455	22,509
March	25,851	25,457
April	26,594	
May	26,589	
June	26,587	

QUALITY

	Quantity	Base Number	Contract	AT	Region	England
% of FP17s for the same patient ID Re-attending within 3 months - Children	235	3,523	6.7%	12.9%	13.3%	12.3%
% of FP17s for the same patient ID Re-attending within 3 months - Adults	1,083	10,458	10.4%	17.6%	17.3%	16.7%
% of FP17s for the same patient ID Re-attending between 3 & 9 months - Children	2,081	3,523	59.1%	56.2%	58.9%	57.6%
% of FP17s for the same patient ID Re-attending between 3 & 9 months - Adults	6,447	10,458	61.6%	49.9%	52.2%	50.1%
% of FP17s for Band 1 Urgent Courses	858	13,624	6.3%	10.4%	9.2%	9.1%
% of FP17s Relating to Free Repair or Replacements	171	13,624	1.3%	0.9%	1.0%	0.8%
% of FP17s Relating to Continuations	78	13,624	0.6%	1.3%	1.4%	1.2%
% of Patients satisfied with the dentistry they have received	7	8	N/A	92.1%	93.1%	92.8%
% of Patients satisfied with the time they had to wait for an appointment	7	8	N/A	88.1%	89.5%	88.7%

* This is based on patients treated on this contract for their most recent course of treatment. Figures in italics indicate the base number of FP17s or Patient Questionnaire responses are less than 100. N/A is shown where the base number of responses is less than 10 during the period. % is calculated as Quantity/Base number*100

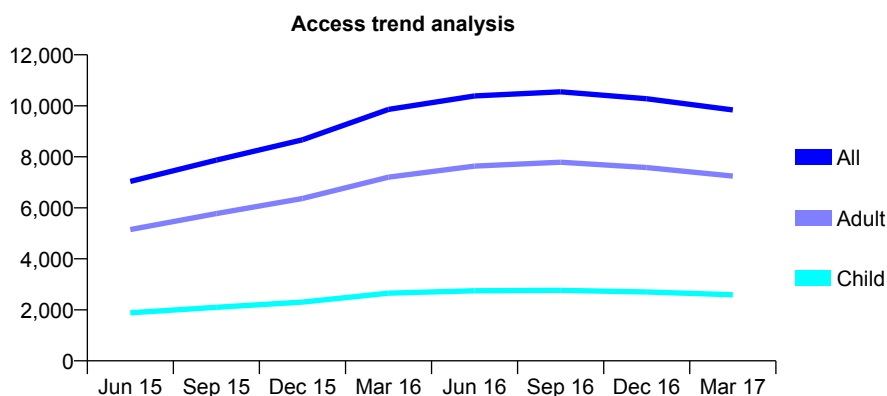
Q46 - Vital Signs At a Glance Contract Report for 168653/0001 - March 2017

Name or company name	SimplyOne Dental
Contract type name	GDS Contract
Purpose of contract	General
Contract start date	03/09/2014
Contract end date	

16/17 Contracted general activity (UDA)	26,986
Carry forward general activity (UDA)	-784
16/17 Contracted orthodontic activity (UOA)	0
Carry forward orthodontic activity (UOA)	0
Baseline contract value	£750,931.97

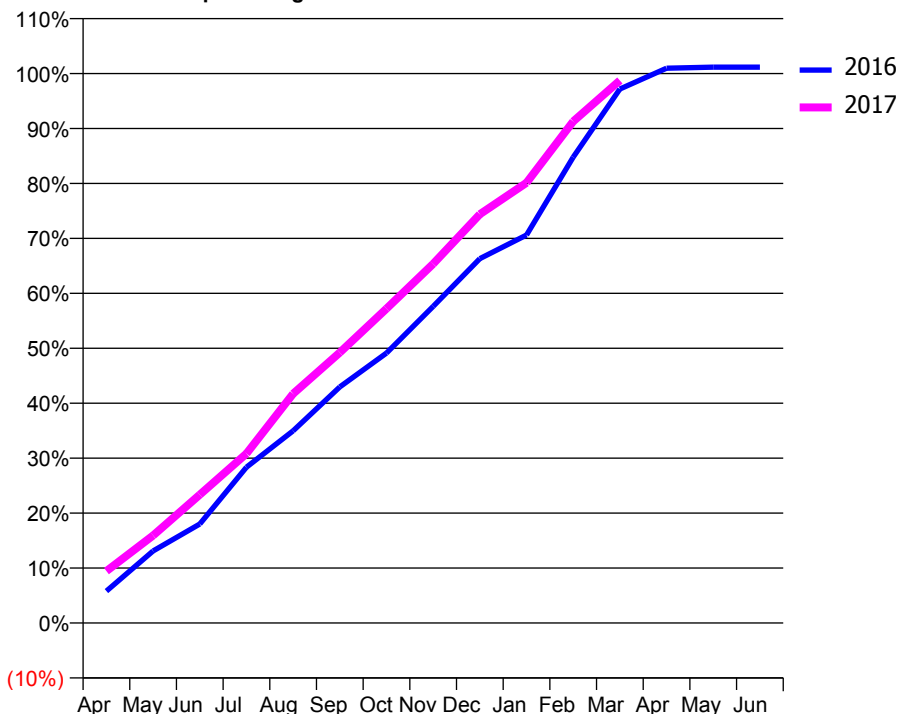
ACCESS*

Patients seen in 24 months	Total	Change since previous quarter
Quarter ending March 2016	9,858	
Quarter ending June 2016	10,386	↑
Quarter ending September 2016	10,549	→
Quarter ending December 2016	10,279	↓
Quarter ending March 2017	9,837	↓
Variance since March 2016	(0.2%)	→



ACTIVITY

Cumulative percentage of contracted UDA delivered 2016 & 2017



Month	Adjusted Scheduled Activity (UDA)	
	2016	2017
April	1,566	2,552
May	3,540	4,301
June	4,864	6,300
July	7,651	8,319
August	9,440	11,261
September	11,596	13,282
October	13,257	15,439
November	15,550	17,641
December	17,894	20,073
January	19,055	21,621
February	22,879	24,632
March	26,225	26,643
April	27,249	
May	27,296	
June	27,299	

QUALITY

	Quantity	Base Number	Contract	AT	Region	England
% of FP17s for the same patient ID Re-attending within 3 months - Children	283	3,345	8.5%	12.9%	13.3%	12.3%
% of FP17s for the same patient ID Re-attending within 3 months - Adults	1,211	8,514	14.2%	17.6%	17.3%	16.7%
% of FP17s for the same patient ID Re-attending between 3 & 9 months - Children	1,511	3,345	45.2%	56.2%	58.9%	57.6%
% of FP17s for the same patient ID Re-attending between 3 & 9 months - Adults	3,317	8,514	39.0%	49.9%	52.2%	50.1%
% of FP17s for Band 1 Urgent Courses	1,346	11,384	11.8%	10.4%	9.2%	9.1%
% of FP17s Relating to Free Repair or Replacements	57	11,384	0.5%	0.9%	1.0%	0.8%
% of FP17s Relating to Continuations	157	11,384	1.4%	1.3%	1.4%	1.2%
% of Patients satisfied with the dentistry they have received	3	4	N/A	92.1%	93.1%	92.8%
% of Patients satisfied with the time they had to wait for an appointment	3	4	N/A	88.1%	89.5%	88.7%

* This is based on patients treated on this contract for their most recent course of treatment. Figures in italics indicate the base number of FP17s or Patient Questionnaire responses are less than 100. N/A is shown where the base number of responses is less than 10 during the period. % is calculated as Quantity/Base number*100

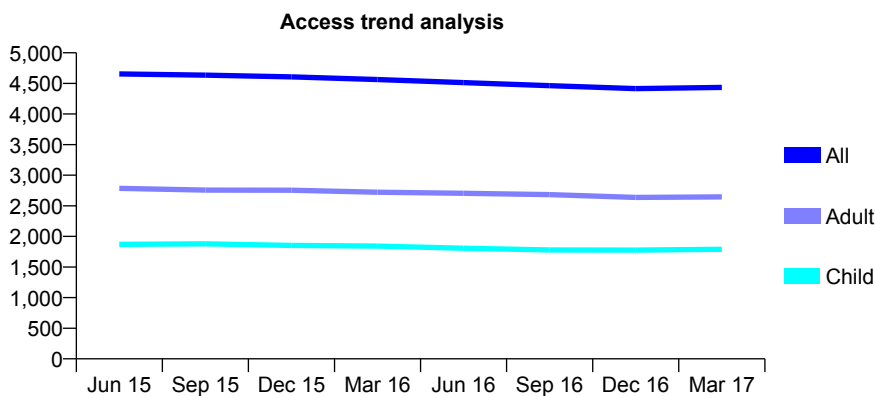
Q46 - Vital Signs At a Glance Contract Report for 168947/0001 - March 2017

Name or company name	Silverwell Dental Surgery
Contract type name	GDS Contract
Purpose of contract	General
Contract start date	01/06/2010
Contract end date	

16/17 Contracted general activity (UDA)	12,600
Carry forward general activity (UDA)	0
16/17 Contracted orthodontic activity (UOA)	0
Carry forward orthodontic activity (UOA)	0
Baseline contract value	£310,813.43

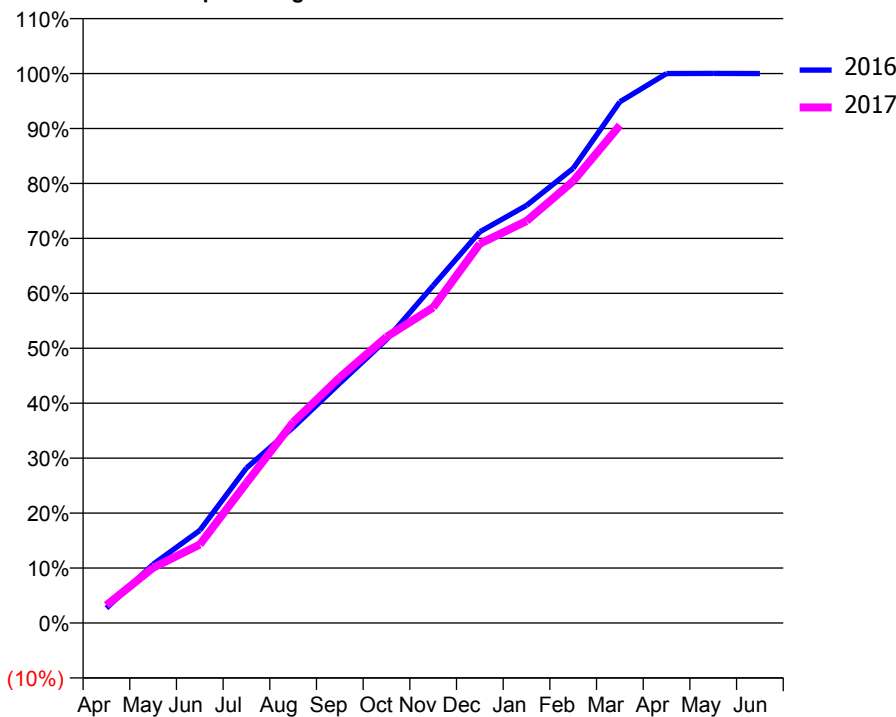
ACCESS*

Patients seen in 24 months	Total	Change since previous quarter
Quarter ending March 2016	4,564	
Quarter ending June 2016	4,512	↓
Quarter ending September 2016	4,462	↓
Quarter ending December 2016	4,415	↓
Quarter ending March 2017	4,435	→
Variance since March 2016	(2.8%)	↓



ACTIVITY

Cumulative percentage of contracted UDA delivered 2016 & 2017



Month	Adjusted Scheduled Activity (UDA)	
	2016	2017
April	342	408
May	1,348	1,267
June	2,123	1,798
July	3,555	3,211
August	4,483	4,604
September	5,499	5,633
October	6,498	6,562
November	7,736	7,235
December	8,971	8,697
January	9,575	9,218
February	10,426	10,131
March	11,952	11,412
April	12,598	
May	12,601	
June	12,600	

QUALITY

	Quantity	Base Number	Contract	AT	Region	England
% of FP17s for the same patient ID Re-attending within 3 months - Children	245	2,886	8.5%	12.9%	13.3%	12.3%
% of FP17s for the same patient ID Re-attending within 3 months - Adults	544	3,705	14.7%	17.6%	17.3%	16.7%
% of FP17s for the same patient ID Re-attending between 3 & 9 months - Children	1,858	2,886	64.4%	56.2%	58.9%	57.6%
% of FP17s for the same patient ID Re-attending between 3 & 9 months - Adults	2,205	3,705	59.5%	49.9%	52.2%	50.1%
% of FP17s for Band 1 Urgent Courses	372	6,206	6.0%	10.4%	9.2%	9.1%
% of FP17s Relating to Free Repair or Replacements	19	6,206	0.3%	0.9%	1.0%	0.8%
% of FP17s Relating to Continuations	18	6,206	0.3%	1.3%	1.4%	1.2%
% of Patients satisfied with the dentistry they have received	2	2	N/A	92.1%	93.1%	92.8%
% of Patients satisfied with the time they had to wait for an appointment	2	2	N/A	88.1%	89.5%	88.7%

* This is based on patients treated on this contract for their most recent course of treatment. Figures in italics indicate the base number of FP17s or Patient Questionnaire responses are less than 100. N/A is shown where the base number of responses is less than 10 during the period. % is calculated as Quantity/Base number*100

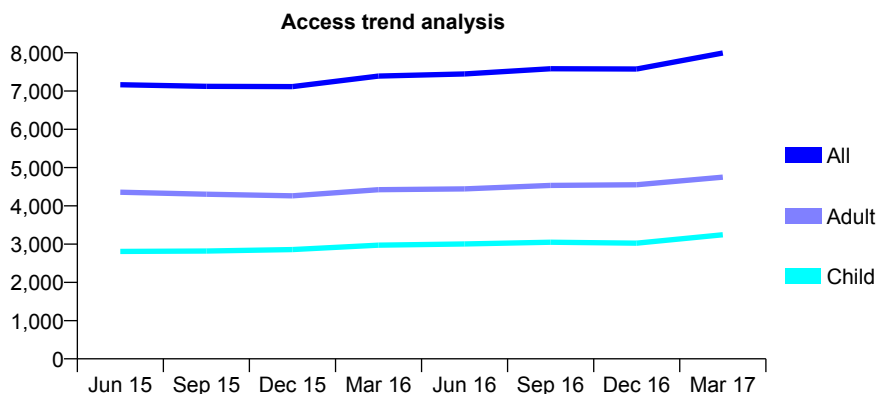
Q46 - Vital Signs At a Glance Contract Report for 173096/0001 - March 2017

Name or company name	Mr A Hussain
Contract type name	GDS Contract
Purpose of contract	General
Contract start date	01/04/2010
Contract end date	

16/17 Contracted general activity (UDA)	22,889
Carry forward general activity (UDA)	832
16/17 Contracted orthodontic activity (UOA)	0
Carry forward orthodontic activity (UOA)	0
Baseline contract value	£651,051.75

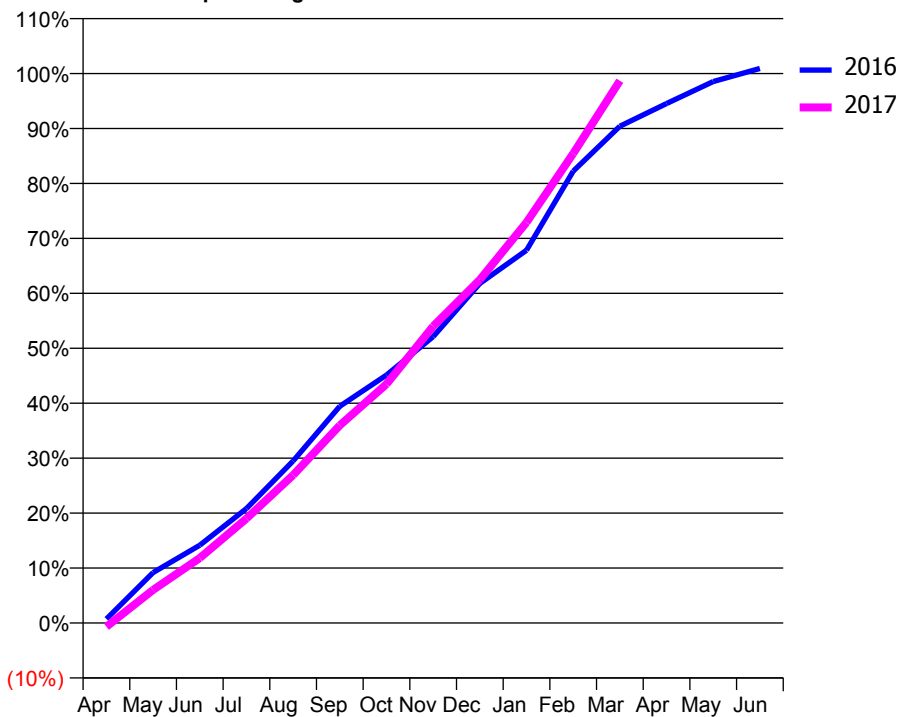
ACCESS*

Patients seen in 24 months	Total	Change since previous quarter
Quarter ending March 2016	7,392	
Quarter ending June 2016	7,446	→
Quarter ending September 2016	7,584	→
Quarter ending December 2016	7,577	→
Quarter ending March 2017	7,996	↑
Variance since March 2016	8.2%	↑



ACTIVITY

Cumulative percentage of contracted UDA delivered 2016 & 2017



Month	Adjusted Scheduled Activity (UDA)	
	2016	2017
April	150	-160
May	1,892	1,380
June	2,916	2,708
July	4,292	4,353
August	6,077	6,165
September	8,125	8,235
October	9,294	9,952
November	10,732	12,364
December	12,727	14,298
January	13,968	16,686
February	16,936	19,554
March	18,617	22,585
April	19,466	
May	20,289	
June	20,781	

QUALITY

	Quantity	Base Number	Contract	AT	Region	England
% of FP17s for the same patient ID Re-attending within 3 months - Children	378	4,433	8.5%	12.9%	13.3%	12.3%
% of FP17s for the same patient ID Re-attending within 3 months - Adults	1,147	6,323	18.1%	17.6%	17.3%	16.7%
% of FP17s for the same patient ID Re-attending between 3 & 9 months - Children	1,792	4,433	40.4%	56.2%	58.9%	57.6%
% of FP17s for the same patient ID Re-attending between 3 & 9 months - Adults	2,235	6,323	35.3%	49.9%	52.2%	50.1%
% of FP17s for Band 1 Urgent Courses	1,003	9,945	10.1%	10.4%	9.2%	9.1%
% of FP17s Relating to Free Repair or Replacements	33	9,945	0.3%	0.9%	1.0%	0.8%
% of FP17s Relating to Continuations	152	9,945	1.5%	1.3%	1.4%	1.2%
% of Patients satisfied with the dentistry they have received	5	5	N/A	92.1%	93.1%	92.8%
% of Patients satisfied with the time they had to wait for an appointment	4	5	N/A	88.1%	89.5%	88.7%

* This is based on patients treated on this contract for their most recent course of treatment. Figures in italics indicate the base number of FP17s or Patient Questionnaire responses are less than 100. N/A is shown where the base number of responses is less than 10 during the period. % is calculated as Quantity/Base number*100

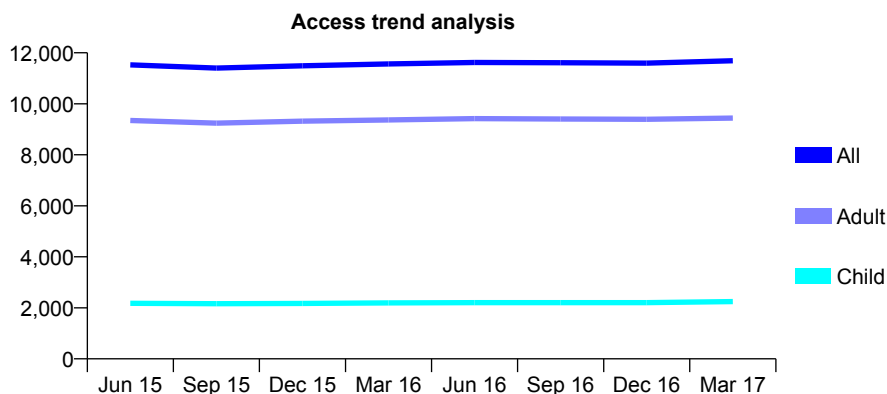
Q46 - Vital Signs At a Glance Contract Report for 173401/0001 - March 2017

Name or company name	Romiley Dental Practice
Contract type name	GDS Contract
Purpose of contract	General
Contract start date	01/04/2006
Contract end date	

16/17 Contracted general activity (UDA)	34,502
Carry forward general activity (UDA)	0
16/17 Contracted orthodontic activity (UOA)	0
Carry forward orthodontic activity (UOA)	0
Baseline contract value	£825,699.64

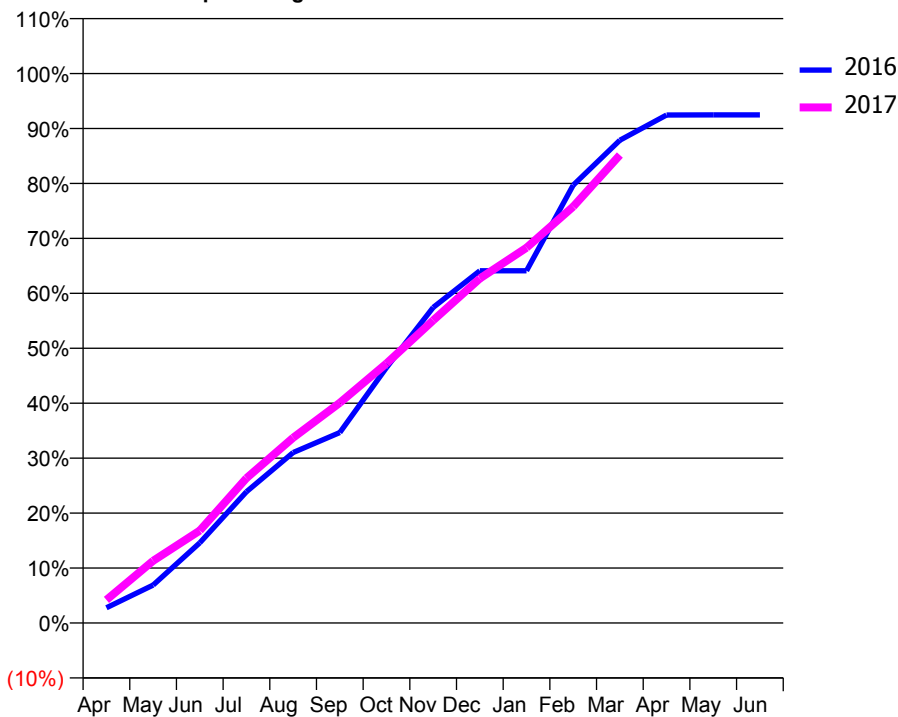
ACCESS*

Patients seen in 24 months	Total	Change since previous quarter
Quarter ending March 2016	11,561	
Quarter ending June 2016	11,623	→
Quarter ending September 2016	11,609	→
Quarter ending December 2016	11,594	→
Quarter ending March 2017	11,689	→
Variance since March 2016	1.1%	→



ACTIVITY

Cumulative percentage of contracted UDA delivered 2016 & 2017



Month	2016	2017
April	961	1,451
May	2,380	3,902
June	5,038	5,803
July	8,247	9,098
August	10,700	11,636
September	11,964	13,824
October	16,036	16,297
November	19,813	19,005
December	22,117	21,633
January	22,117	23,567
February	27,495	26,139
March	30,316	29,382
April	31,898	
May	31,905	
June	31,905	

QUALITY

	Quantity	Base Number	Contract	AT	Region	England
% of FP17s for the same patient ID Re-attending within 3 months - Children	195	3,238	6.0%	12.9%	13.3%	12.3%
% of FP17s for the same patient ID Re-attending within 3 months - Adults	1,942	13,475	14.4%	17.6%	17.3%	16.7%
% of FP17s for the same patient ID Re-attending between 3 & 9 months - Children	1,996	3,238	61.6%	56.2%	58.9%	57.6%
% of FP17s for the same patient ID Re-attending between 3 & 9 months - Adults	7,684	13,475	57.0%	49.9%	52.2%	50.1%
% of FP17s for Band 1 Urgent Courses	1,188	15,201	7.8%	10.4%	9.2%	9.1%
% of FP17s Relating to Free Repair or Replacements	155	15,201	1.0%	0.9%	1.0%	0.8%
% of FP17s Relating to Continuations	213	15,201	1.4%	1.3%	1.4%	1.2%
% of Patients satisfied with the dentistry they have received	13	14	92.9%	92.1%	93.1%	92.8%
% of Patients satisfied with the time they had to wait for an appointment	13	14	92.9%	88.1%	89.5%	88.7%

* This is based on patients treated on this contract for their most recent course of treatment. Figures in italics indicate the base number of FP17s or Patient Questionnaire responses are less than 100. N/A is shown where the base number of responses is less than 10 during the period. % is calculated as Quantity/Base number*100

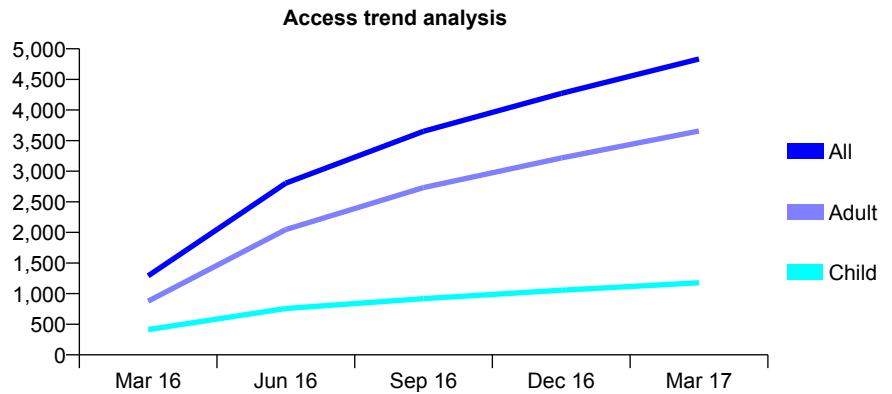
Q46 - Vital Signs At a Glance Contract Report for 173673/0001 - March 2017

Name or company name	Dr Ambareen Tejani-Sharif
Contract type name	GDS Contract
Purpose of contract	General
Contract start date	01/02/2016
Contract end date	

16/17 Contracted general activity (UDA)	18,526
Carry forward general activity (UDA)	464
16/17 Contracted orthodontic activity (UOA)	0
Carry forward orthodontic activity (UOA)	0
Baseline contract value	£524,410.64

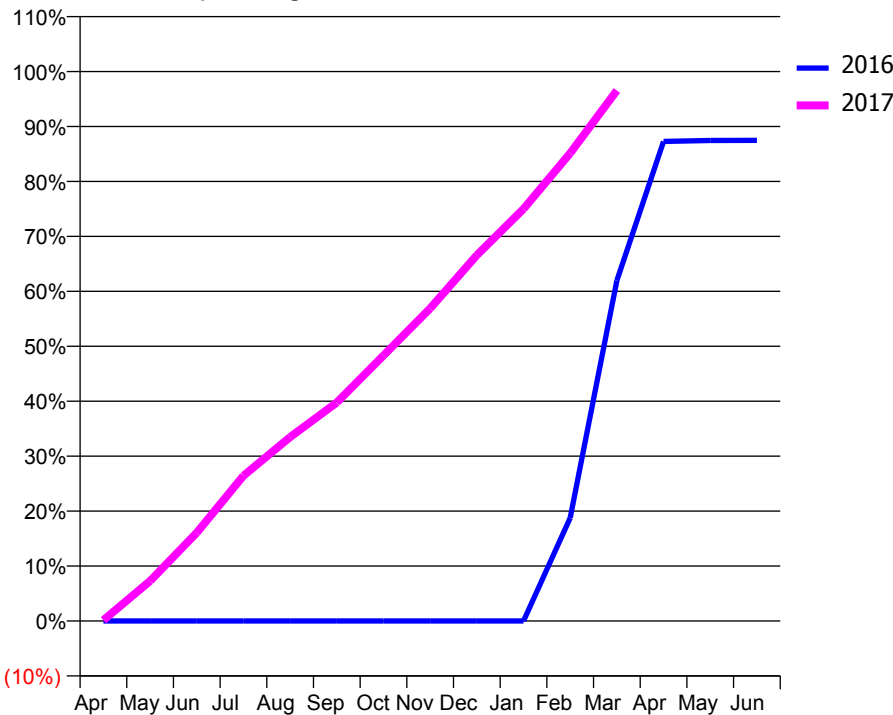
ACCESS*

Patients seen in 24 months	Total	Change since previous quarter
Quarter ending March 2016	1,290	
Quarter ending June 2016	2,805	↑
Quarter ending September 2016	3,652	↑
Quarter ending December 2016	4,271	↑
Quarter ending March 2017	4,833	↑
Variance since March 2016	274.7%	↑



ACTIVITY

Cumulative percentage of contracted UDA delivered 2016 & 2017



Month	Adjusted Scheduled Activity (UDA)	
	2016	2017
April	0	29
May	0	1,349
June	0	2,980
July	0	4,897
August	0	6,203
September	0	7,365
October	0	8,951
November	0	10,542
December	0	12,333
January	0	13,893
February	570	15,771
March	1,882	17,886
April	2,651	
May	2,656	
June	2,657	

QUALITY

	Quantity	Base Number	Contract	AT	Region	England
% of FP17s for the same patient ID Re-attending within 3 months - Children	404	2,199	18.4%	12.9%	13.3%	12.3%
% of FP17s for the same patient ID Re-attending within 3 months - Adults	909	5,909	15.4%	17.6%	17.3%	16.7%
% of FP17s for the same patient ID Re-attending between 3 & 9 months - Children	713	2,199	32.4%	56.2%	58.9%	57.6%
% of FP17s for the same patient ID Re-attending between 3 & 9 months - Adults	1,836	5,909	31.1%	49.9%	52.2%	50.1%
% of FP17s for Band 1 Urgent Courses	753	7,726	9.7%	10.4%	9.2%	9.1%
% of FP17s Relating to Free Repair or Replacements	89	7,726	1.2%	0.9%	1.0%	0.8%
% of FP17s Relating to Continuations	209	7,726	2.7%	1.3%	1.4%	1.2%
% of Patients satisfied with the dentistry they have received	9	9	N/A	92.1%	93.1%	92.8%
% of Patients satisfied with the time they had to wait for an appointment	9	9	N/A	88.1%	89.5%	88.7%

* This is based on patients treated on this contract for their most recent course of treatment. Figures in italics indicate the base number of FP17s or Patient Questionnaire responses are less than 100. N/A is shown where the base number of responses is less than 10 during the period. % is calculated as Quantity/Base number*100

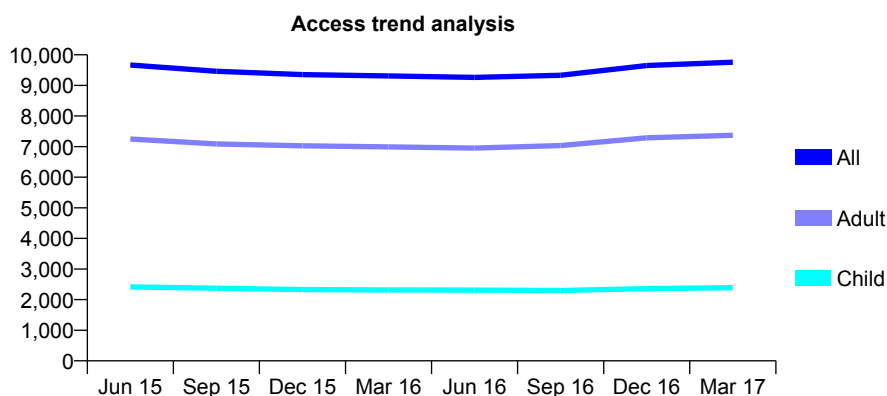
Q46 - Vital Signs At a Glance Contract Report for 173746/0001 - March 2017

Name or company name	Westhoughton (No1) Ltd
Contract type name	GDS Contract
Purpose of contract	General
Contract start date	01/11/2007
Contract end date	

16/17 Contracted general activity (UDA)	29,940
Carry forward general activity (UDA)	1,081
16/17 Contracted orthodontic activity (UOA)	0
Carry forward orthodontic activity (UOA)	0
Baseline contract value	£886,970.55

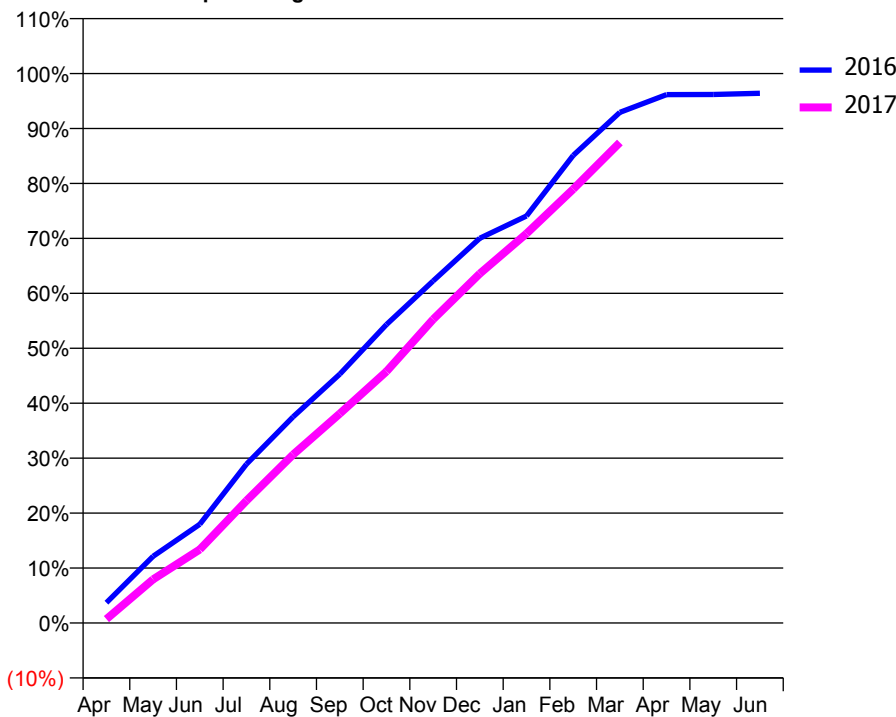
ACCESS*

Patients seen in 24 months	Total	Change since previous quarter
Quarter ending March 2016	9,309	
Quarter ending June 2016	9,261	→
Quarter ending September 2016	9,333	→
Quarter ending December 2016	9,648	↑
Quarter ending March 2017	9,759	→
Variance since March 2016	4.8%	↑



ACTIVITY

Cumulative percentage of contracted UDA delivered 2016 & 2017



Month	Adjusted Scheduled Activity (UDA)	
	2016	2017
April	1,107	211
May	3,635	2,380
June	5,381	4,007
July	8,653	6,665
August	11,238	9,183
September	13,561	11,409
October	16,261	13,705
November	18,639	16,546
December	20,962	19,042
January	22,176	21,220
February	25,475	23,635
March	27,827	26,183
April	28,788	
May	28,797	
June	28,859	

QUALITY

	Quantity	Base Number	Contract	AT	Region	England
% of FP17s for the same patient ID Re-attending within 3 months - Children	275	3,841	7.2%	12.9%	13.3%	12.3%
% of FP17s for the same patient ID Re-attending within 3 months - Adults	1,798	11,343	15.9%	17.6%	17.3%	16.7%
% of FP17s for the same patient ID Re-attending between 3 & 9 months - Children	2,519	3,841	65.6%	56.2%	58.9%	57.6%
% of FP17s for the same patient ID Re-attending between 3 & 9 months - Adults	6,370	11,343	56.2%	49.9%	52.2%	50.1%
% of FP17s for Band 1 Urgent Courses	1,383	14,507	9.5%	10.4%	9.2%	9.1%
% of FP17s Relating to Free Repair or Replacements	132	14,507	0.9%	0.9%	1.0%	0.8%
% of FP17s Relating to Continuations	321	14,507	2.2%	1.3%	1.4%	1.2%
% of Patients satisfied with the dentistry they have received	3	3	N/A	92.1%	93.1%	92.8%
% of Patients satisfied with the time they had to wait for an appointment	3	3	N/A	88.1%	89.5%	88.7%

* This is based on patients treated on this contract for their most recent course of treatment. Figures in italics indicate the base number of FP17s or Patient Questionnaire responses are less than 100. N/A is shown where the base number of responses is less than 10 during the period. % is calculated as Quantity/Base number*100

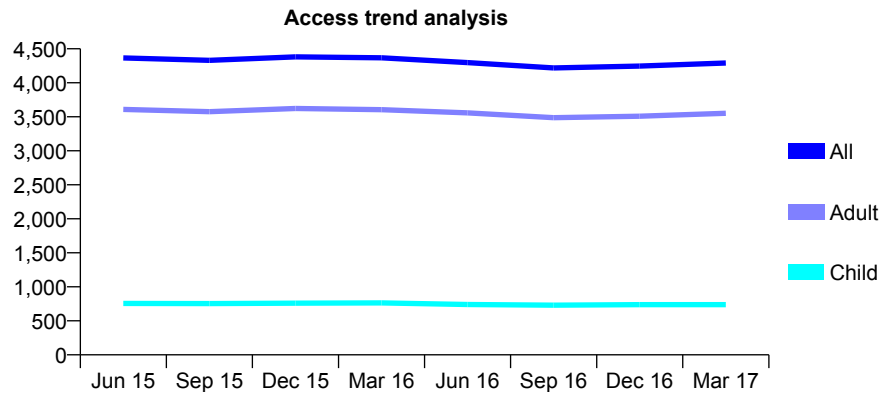
Q46 - Vital Signs At a Glance Contract Report for 177237/0002 - March 2017

Name or company name	Simon Taylor Dental Practice Ltd
Contract type name	GDS Contract
Purpose of contract	General
Contract start date	01/04/2012
Contract end date	

16/17 Contracted general activity (UDA)	13,950
Carry forward general activity (UDA)	1,219
16/17 Contracted orthodontic activity (UOA)	0
Carry forward orthodontic activity (UOA)	0
Baseline contract value	£421,953.17

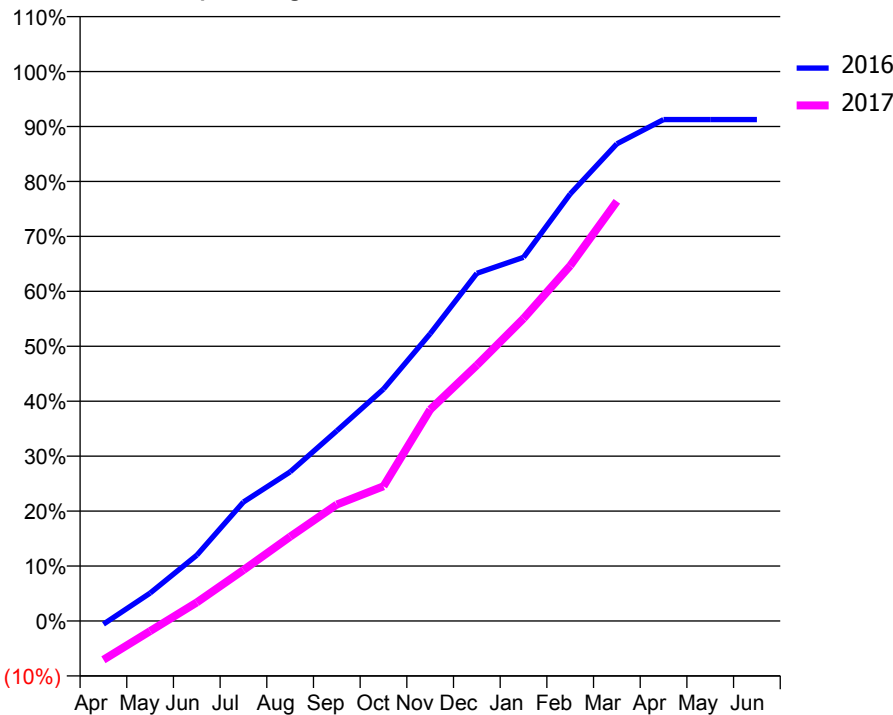
ACCESS*

Patients seen in 24 months	Total	Change since previous quarter
Quarter ending March 2016	4,368	
Quarter ending June 2016	4,298	↓
Quarter ending September 2016	4,218	↓
Quarter ending December 2016	4,247	→
Quarter ending March 2017	4,291	→
Variance since March 2016	(1.8%)	↓



ACTIVITY

Cumulative percentage of contracted UDA delivered 2016 & 2017



Month	Adjusted Scheduled Activity (UDA)	
	2016	2017
April	-82	-988
May	710	-260
June	1,671	472
July	3,021	1,296
August	3,787	2,140
September	4,828	2,956
October	5,889	3,420
November	7,294	5,366
December	8,827	6,495
January	9,234	7,680
February	10,842	9,021
March	12,112	10,654
April	12,731	
May	12,731	
June	12,731	

QUALITY

	Quantity	Base Number	Contract	AT	Region	England
% of FP17s for the same patient ID Re-attending within 3 months - Children	122	1,115	10.9%	12.9%	13.3%	12.3%
% of FP17s for the same patient ID Re-attending within 3 months - Adults	1,051	4,846	21.7%	17.6%	17.3%	16.7%
% of FP17s for the same patient ID Re-attending between 3 & 9 months - Children	549	1,115	49.2%	56.2%	58.9%	57.6%
% of FP17s for the same patient ID Re-attending between 3 & 9 months - Adults	1,968	4,846	40.6%	49.9%	52.2%	50.1%
% of FP17s for Band 1 Urgent Courses	671	5,007	13.4%	10.4%	9.2%	9.1%
% of FP17s Relating to Free Repair or Replacements	86	5,007	1.7%	0.9%	1.0%	0.8%
% of FP17s Relating to Continuations	157	5,007	3.1%	1.3%	1.4%	1.2%
% of Patients satisfied with the dentistry they have received	3	3	N/A	92.1%	93.1%	92.8%
% of Patients satisfied with the time they had to wait for an appointment	2	3	N/A	88.1%	89.5%	88.7%

* This is based on patients treated on this contract for their most recent course of treatment. Figures in italics indicate the base number of FP17s or Patient Questionnaire responses are less than 100. N/A is shown where the base number of responses is less than 10 during the period. % is calculated as Quantity/Base number*100

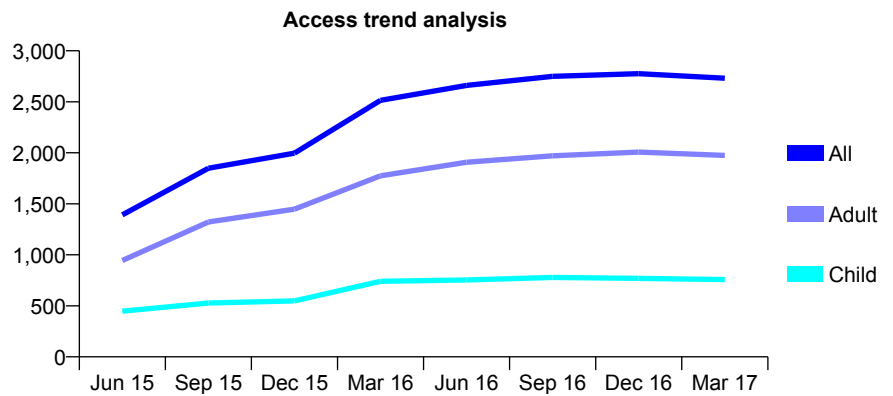
Q46 - Vital Signs At a Glance Contract Report for 178489/0001 - March 2017

Name or company name	Synergy Dental Clinic Swan Lane Ltd
Contract type name	GDS Contract
Purpose of contract	General
Contract start date	01/02/2015
Contract end date	

16/17 Contracted general activity (UDA)	7,437
Carry forward general activity (UDA)	-54
16/17 Contracted orthodontic activity (UOA)	0
Carry forward orthodontic activity (UOA)	0
Baseline contract value	£185,976.54

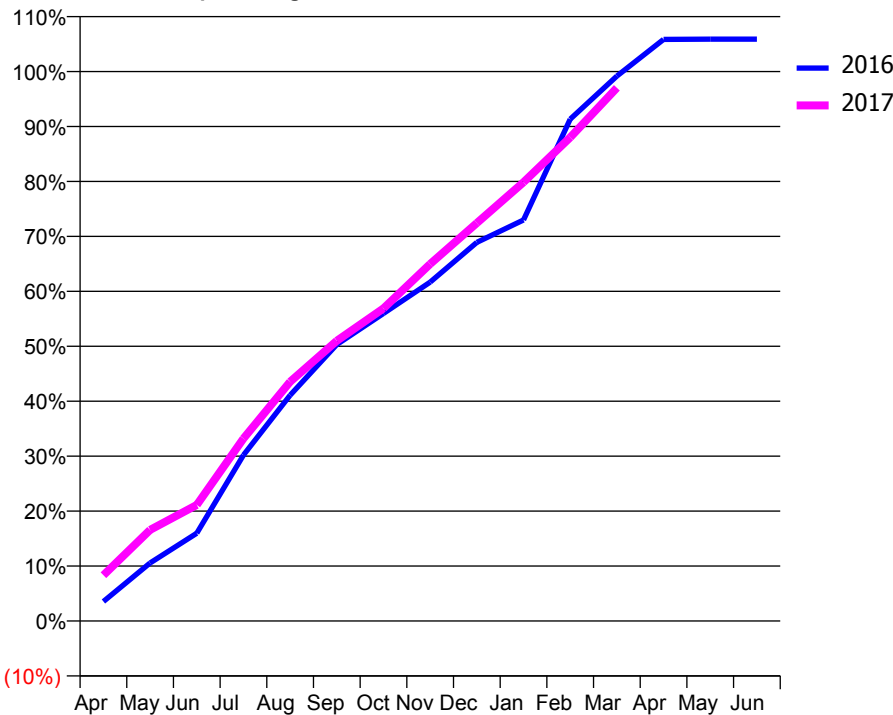
ACCESS*

Patients seen in 24 months	Total	Change since previous quarter
Quarter ending March 2016	2,514	
Quarter ending June 2016	2,661	↑
Quarter ending September 2016	2,750	↑
Quarter ending December 2016	2,776	→
Quarter ending March 2017	2,731	↓
Variance since March 2016	8.6%	↑



ACTIVITY

Cumulative percentage of contracted UDA delivered 2016 & 2017



Month	Adjusted Scheduled Activity (UDA)	
	2016	2017
April	264	620
May	784	1,233
June	1,185	1,571
July	2,240	2,469
August	3,047	3,239
September	3,731	3,793
October	4,151	4,232
November	4,573	4,833
December	5,110	5,385
January	5,412	5,938
February	6,773	6,545
March	7,354	7,216
April	7,849	
May	7,853	
June	7,853	

QUALITY

	Quantity	Base Number	Contract	AT	Region	England
% of FP17s for the same patient ID Re-attending within 3 months - Children	88	963	9.1%	12.9%	13.3%	12.3%
% of FP17s for the same patient ID Re-attending within 3 months - Adults	273	2,284	12.0%	17.6%	17.3%	16.7%
% of FP17s for the same patient ID Re-attending between 3 & 9 months - Children	543	963	56.4%	56.2%	58.9%	57.6%
% of FP17s for the same patient ID Re-attending between 3 & 9 months - Adults	979	2,284	42.9%	49.9%	52.2%	50.1%
% of FP17s for Band 1 Urgent Courses	157	3,126	5.0%	10.4%	9.2%	9.1%
% of FP17s Relating to Free Repair or Replacements	21	3,126	0.7%	0.9%	1.0%	0.8%
% of FP17s Relating to Continuations	27	3,126	0.9%	1.3%	1.4%	1.2%
% of Patients satisfied with the dentistry they have received	3	3	N/A	92.1%	93.1%	92.8%
% of Patients satisfied with the time they had to wait for an appointment	3	3	N/A	88.1%	89.5%	88.7%

* This is based on patients treated on this contract for their most recent course of treatment. Figures in italics indicate the base number of FP17s or Patient Questionnaire responses are less than 100. N/A is shown where the base number of responses is less than 10 during the period. % is calculated as Quantity/Base number*100

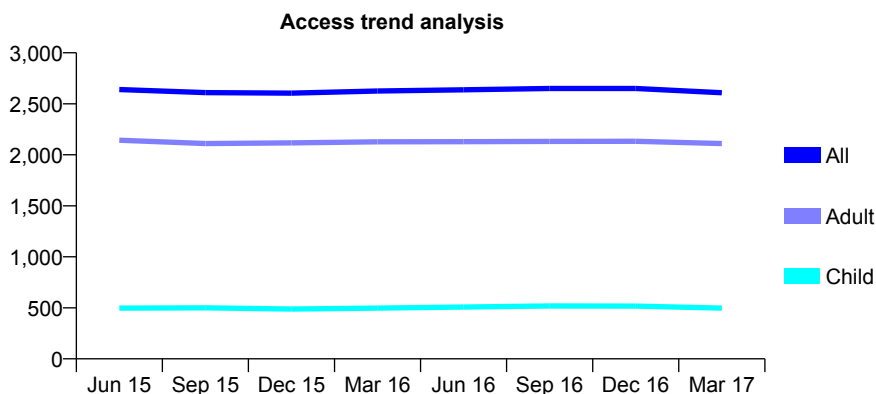
Q46 - Vital Signs At a Glance Contract Report for 179663/0001 - March 2017

Name or company name	757 Blackburn Road Dental Practice
Contract type name	GDS Contract
Purpose of contract	General
Contract start date	01/04/2012
Contract end date	

16/17 Contracted general activity (UDA)	8,505
Carry forward general activity (UDA)	91
16/17 Contracted orthodontic activity (UOA)	0
Carry forward orthodontic activity (UOA)	0
Baseline contract value	£212,642.57

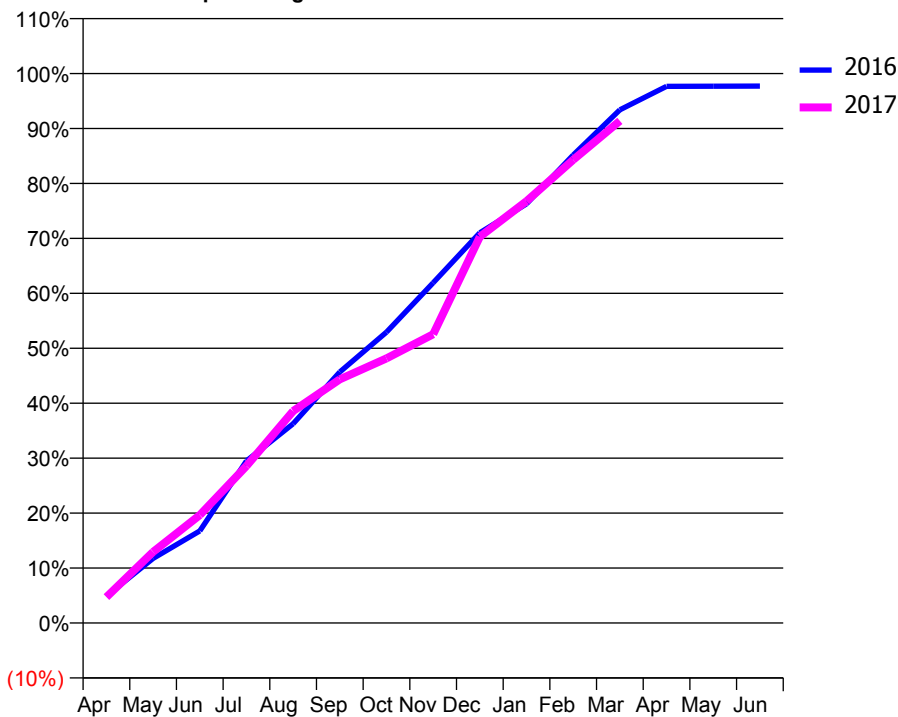
ACCESS*

Patients seen in 24 months	Total	Change since previous quarter
Quarter ending March 2016	2,626	
Quarter ending June 2016	2,637	→
Quarter ending September 2016	2,650	→
Quarter ending December 2016	2,650	→
Quarter ending March 2017	2,608	↓
Variance since March 2016	(0.7%)	→



ACTIVITY

Cumulative percentage of contracted UDA delivered 2016 & 2017



Month	Adjusted Scheduled Activity (UDA)	
	2016	2017
April	428	402
May	1,024	1,101
June	1,459	1,671
July	2,567	2,431
August	3,157	3,281
September	3,977	3,772
October	4,608	4,096
November	5,389	4,470
December	6,183	5,979
January	6,640	6,530
February	7,413	7,168
March	8,130	7,773
April	8,502	
May	8,504	
June	8,505	

QUALITY

	Quantity	Base Number	Contract	AT	Region	England
% of FP17s for the same patient ID Re-attending within 3 months - Children	73	850	8.6%	12.9%	13.3%	12.3%
% of FP17s for the same patient ID Re-attending within 3 months - Adults	525	3,281	16.0%	17.6%	17.3%	16.7%
% of FP17s for the same patient ID Re-attending between 3 & 9 months - Children	566	850	66.6%	56.2%	58.9%	57.6%
% of FP17s for the same patient ID Re-attending between 3 & 9 months - Adults	1,925	3,281	58.7%	49.9%	52.2%	50.1%
% of FP17s for Band 1 Urgent Courses	313	3,949	7.9%	10.4%	9.2%	9.1%
% of FP17s Relating to Free Repair or Replacements	44	3,949	1.1%	0.9%	1.0%	0.8%
% of FP17s Relating to Continuations	33	3,949	0.8%	1.3%	1.4%	1.2%
% of Patients satisfied with the dentistry they have received	4	4	N/A	92.1%	93.1%	92.8%
% of Patients satisfied with the time they had to wait for an appointment	4	4	N/A	88.1%	89.5%	88.7%

* This is based on patients treated on this contract for their most recent course of treatment. Figures in italics indicate the base number of FP17s or Patient Questionnaire responses are less than 100. N/A is shown where the base number of responses is less than 10 during the period. % is calculated as Quantity/Base number*100

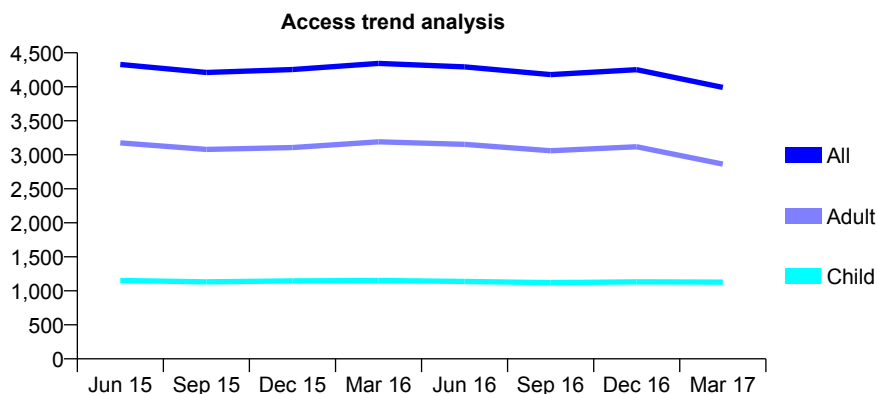
Q46 - Vital Signs At a Glance Contract Report for 179701/0001 - March 2017

Name or company name	Pearldent Dental Practice
Contract type name	GDS Contract
Purpose of contract	General
Contract start date	01/10/2009
Contract end date	

16/17 Contracted general activity (UDA)	9,900
Carry forward general activity (UDA)	-74
16/17 Contracted orthodontic activity (UOA)	0
Carry forward orthodontic activity (UOA)	0
Baseline contract value	£347,355.97

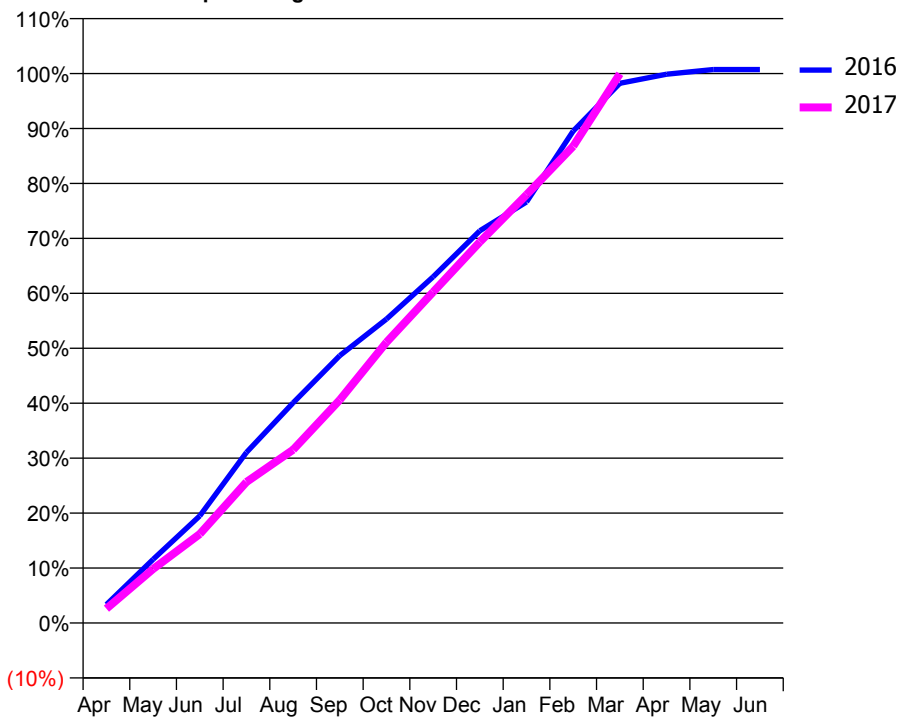
ACCESS*

Patients seen in 24 months	Total	Change since previous quarter
Quarter ending March 2016	4,344	
Quarter ending June 2016	4,293	↓
Quarter ending September 2016	4,180	↓
Quarter ending December 2016	4,252	→
Quarter ending March 2017	3,992	↓
Variance since March 2016	(8.1%)	↓



ACTIVITY

Cumulative percentage of contracted UDA delivered 2016 & 2017



Month	Adjusted Scheduled Activity (UDA)	
	2016	2017
April	343	257
May	1,179	974
June	1,985	1,604
July	3,161	2,540
August	4,079	3,123
September	4,954	4,020
October	5,631	5,058
November	6,415	5,965
December	7,268	6,864
January	7,801	7,715
February	9,116	8,591
March	10,000	9,893
April	10,167	
May	10,254	
June	10,254	

QUALITY

	Quantity	Base Number	Contract	AT	Region	England
% of FP17s for the same patient ID Re-attending within 3 months - Children	154	2,054	7.5%	12.9%	13.3%	12.3%
% of FP17s for the same patient ID Re-attending within 3 months - Adults	548	4,735	11.6%	17.6%	17.3%	16.7%
% of FP17s for the same patient ID Re-attending between 3 & 9 months - Children	1,479	2,054	72.0%	56.2%	58.9%	57.6%
% of FP17s for the same patient ID Re-attending between 3 & 9 months - Adults	3,206	4,735	67.7%	49.9%	52.2%	50.1%
% of FP17s for Band 1 Urgent Courses	307	5,934	5.2%	10.4%	9.2%	9.1%
% of FP17s Relating to Free Repair or Replacements	38	5,934	0.6%	0.9%	1.0%	0.8%
% of FP17s Relating to Continuations	14	5,934	0.2%	1.3%	1.4%	1.2%
% of Patients satisfied with the dentistry they have received	2	3	N/A	92.1%	93.1%	92.8%
% of Patients satisfied with the time they had to wait for an appointment	2	3	N/A	88.1%	89.5%	88.7%

* This is based on patients treated on this contract for their most recent course of treatment. Figures in italics indicate the base number of FP17s or Patient Questionnaire responses are less than 100. N/A is shown where the base number of responses is less than 10 during the period. % is calculated as Quantity/Base number*100

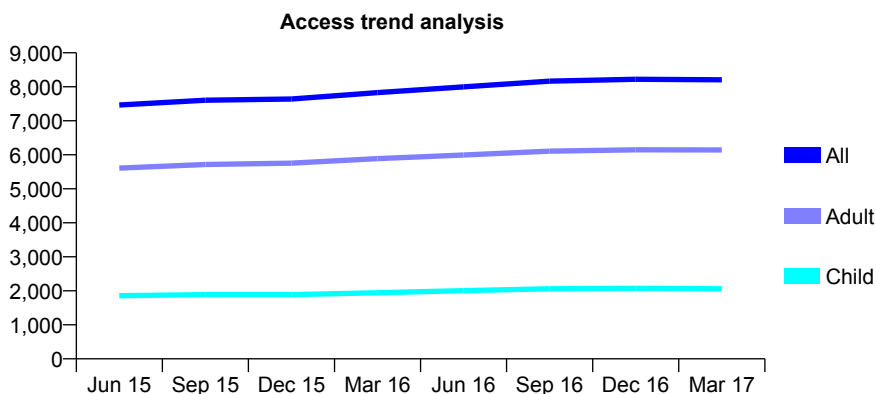
Q46 - Vital Signs At a Glance Contract Report for 179728/0001 - March 2017

Name or company name	Hadfield Dental Care Ltd
Contract type name	GDS Contract
Purpose of contract	General
Contract start date	01/12/2007
Contract end date	

16/17 Contracted general activity (UDA)	24,325
Carry forward general activity (UDA)	432
16/17 Contracted orthodontic activity (UOA)	0
Carry forward orthodontic activity (UOA)	0
Baseline contract value	£801,877.37

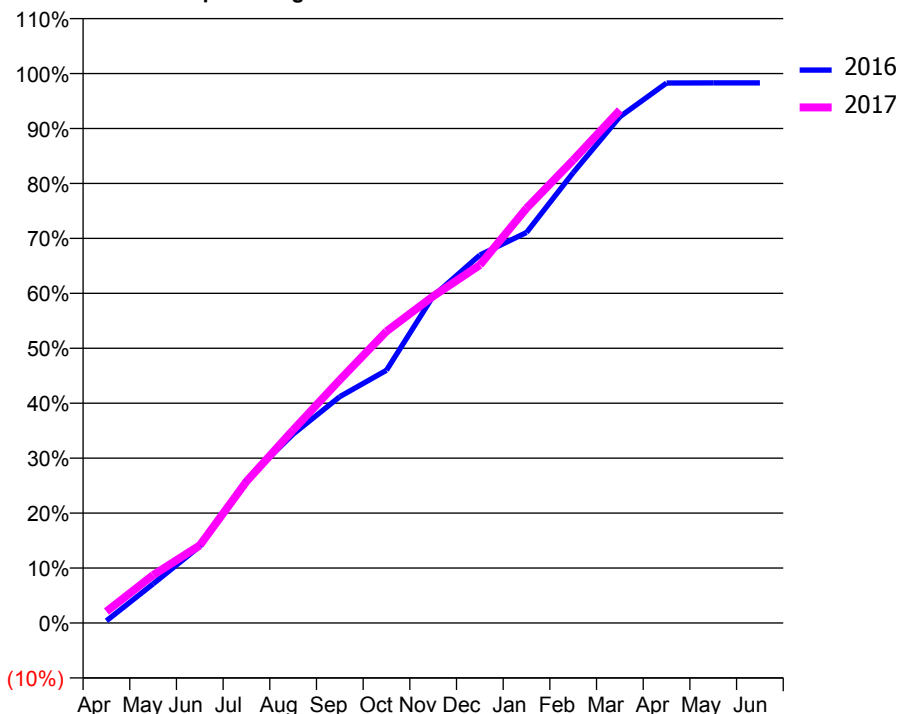
ACCESS*

Patients seen in 24 months	Total	Change since previous quarter
Quarter ending March 2016	7,830	
Quarter ending June 2016	7,998	↑
Quarter ending September 2016	8,166	↑
Quarter ending December 2016	8,220	→
Quarter ending March 2017	8,205	→
Variance since March 2016	4.8%	↑



ACTIVITY

Cumulative percentage of contracted UDA delivered 2016 & 2017



Month	Adjusted Scheduled Activity (UDA)	
	2016	2017
April	98	513
May	1,731	2,125
June	3,395	3,439
July	6,334	6,264
August	8,364	8,544
September	10,018	10,764
October	11,189	12,912
November	14,470	14,463
December	16,291	15,845
January	17,285	18,363
February	19,939	20,494
March	22,413	22,707
April	23,902	
May	23,909	
June	23,909	

QUALITY

	Quantity	Base Number	Contract	AT	Region	England
% of FP17s for the same patient ID Re-attending within 3 months - Children	401	3,748	10.7%	12.9%	13.3%	12.3%
% of FP17s for the same patient ID Re-attending within 3 months - Adults	1,751	10,639	16.5%	17.6%	17.3%	16.7%
% of FP17s for the same patient ID Re-attending between 3 & 9 months - Children	2,599	3,748	69.3%	56.2%	58.9%	57.6%
% of FP17s for the same patient ID Re-attending between 3 & 9 months - Adults	6,742	10,639	63.4%	49.9%	52.2%	50.1%
% of FP17s for Band 1 Urgent Courses	1,416	13,650	10.4%	10.4%	9.2%	9.1%
% of FP17s Relating to Free Repair or Replacements	127	13,650	0.9%	0.9%	1.0%	0.8%
% of FP17s Relating to Continuations	110	13,650	0.8%	1.3%	1.4%	1.2%
% of Patients satisfied with the dentistry they have received	8	8	N/A	92.1%	93.1%	92.8%
% of Patients satisfied with the time they had to wait for an appointment	7	8	N/A	88.1%	89.5%	88.7%

* This is based on patients treated on this contract for their most recent course of treatment. Figures in italics indicate the base number of FP17s or Patient Questionnaire responses are less than 100. N/A is shown where the base number of responses is less than 10 during the period. % is calculated as Quantity/Base number*100

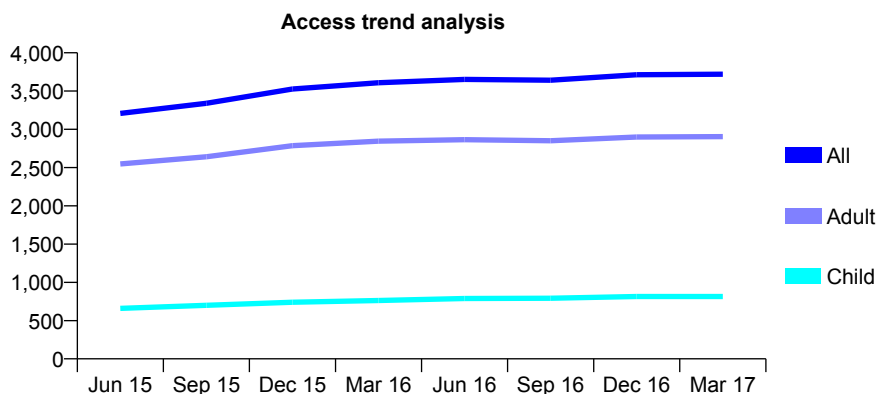
Q46 - Vital Signs At a Glance Contract Report for 180181/0001 - March 2017

Name or company name	New Cross Dental Care
Contract type name	GDS Contract
Purpose of contract	General
Contract start date	01/04/2010
Contract end date	

16/17 Contracted general activity (UDA)	10,669
Carry forward general activity (UDA)	75
16/17 Contracted orthodontic activity (UOA)	0
Carry forward orthodontic activity (UOA)	0
Baseline contract value	£299,793.60

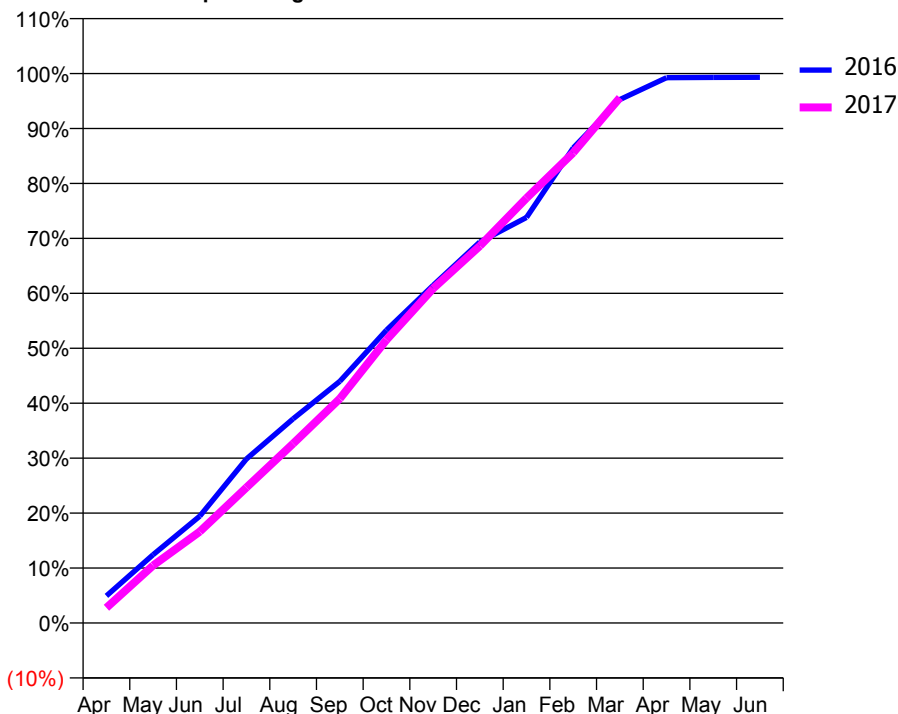
ACCESS*

Patients seen in 24 months	Total	Change since previous quarter
Quarter ending March 2016	3,608	
Quarter ending June 2016	3,653	→
Quarter ending September 2016	3,642	→
Quarter ending December 2016	3,713	→
Quarter ending March 2017	3,720	→
Variance since March 2016	3.1%	↑



ACTIVITY

Cumulative percentage of contracted UDA delivered 2016 & 2017



Month	Adjusted Scheduled Activity (UDA)	
	2016	2017
April	542	295
May	1,361	1,117
June	2,130	1,775
July	3,268	2,631
August	4,070	3,484
September	4,816	4,356
October	5,835	5,498
November	6,730	6,494
December	7,594	7,321
January	8,082	8,251
February	9,466	9,131
March	10,429	10,200
April	10,865	
May	10,872	
June	10,874	

QUALITY

	Quantity	Base Number	Contract	AT	Region	England
% of FP17s for the same patient ID Re-attending within 3 months - Children	65	1,025	6.3%	12.9%	13.3%	12.3%
% of FP17s for the same patient ID Re-attending within 3 months - Adults	286	3,316	8.6%	17.6%	17.3%	16.7%
% of FP17s for the same patient ID Re-attending between 3 & 9 months - Children	528	1,025	51.5%	56.2%	58.9%	57.6%
% of FP17s for the same patient ID Re-attending between 3 & 9 months - Adults	1,524	3,316	46.0%	49.9%	52.2%	50.1%
% of FP17s for Band 1 Urgent Courses	145	4,171	3.5%	10.4%	9.2%	9.1%
% of FP17s Relating to Free Repair or Replacements	42	4,171	1.0%	0.9%	1.0%	0.8%
% of FP17s Relating to Continuations	4	4,171	0.1%	1.3%	1.4%	1.2%
% of Patients satisfied with the dentistry they have received	3	3	N/A	92.1%	93.1%	92.8%
% of Patients satisfied with the time they had to wait for an appointment	3	3	N/A	88.1%	89.5%	88.7%

* This is based on patients treated on this contract for their most recent course of treatment. Figures in italics indicate the base number of FP17s or Patient Questionnaire responses are less than 100. N/A is shown where the base number of responses is less than 10 during the period. % is calculated as Quantity/Base number*100

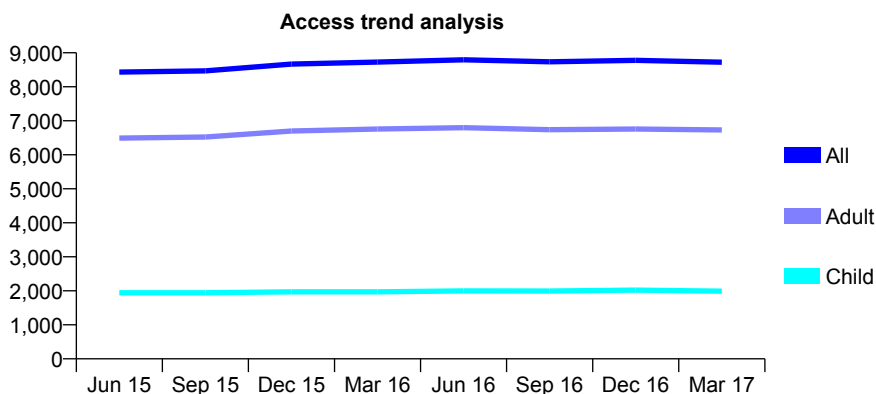
Q46 - Vital Signs At a Glance Contract Report for 180696/0001 - March 2017

Name or company name	Hyde Dental Practice
Contract type name	GDS Contract
Purpose of contract	General
Contract start date	01/04/2008
Contract end date	

16/17 Contracted general activity (UDA)	26,195
Carry forward general activity (UDA)	-644
16/17 Contracted orthodontic activity (UOA)	0
Carry forward orthodontic activity (UOA)	0
Baseline contract value	£852,011.22

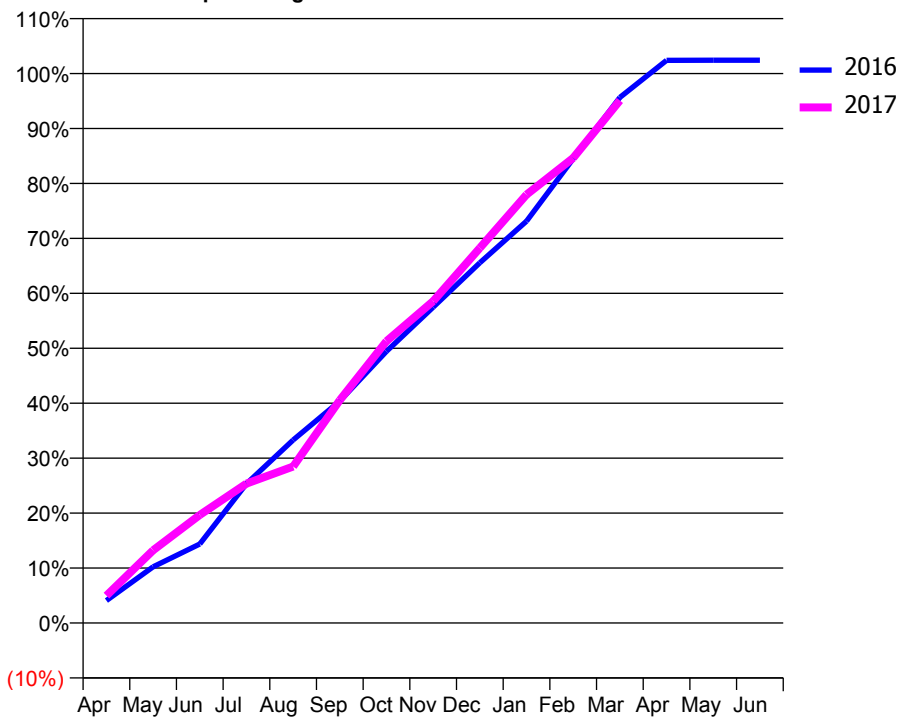
ACCESS*

Patients seen in 24 months	Total	Change since previous quarter
Quarter ending March 2016	8,729	
Quarter ending June 2016	8,795	→
Quarter ending September 2016	8,737	→
Quarter ending December 2016	8,779	→
Quarter ending March 2017	8,724	→
Variance since March 2016	(0.1%)	→



ACTIVITY

Cumulative percentage of contracted UDA delivered 2016 & 2017



Month	Adjusted Scheduled Activity (UDA)	
	2016	2017
April	1,052	1,305
May	2,636	3,469
June	3,703	5,149
July	6,533	6,643
August	8,582	7,462
September	10,413	10,625
October	12,740	13,432
November	14,810	15,344
December	16,893	17,878
January	18,849	20,419
February	21,777	22,167
March	24,650	24,911
April	26,390	
May	26,398	
June	26,398	

QUALITY

	Quantity	Base Number	Contract	AT	Region	England
% of FP17s for the same patient ID Re-attending within 3 months - Children	255	2,893	8.8%	12.9%	13.3%	12.3%
% of FP17s for the same patient ID Re-attending within 3 months - Adults	1,837	10,999	16.7%	17.6%	17.3%	16.7%
% of FP17s for the same patient ID Re-attending between 3 & 9 months - Children	1,570	2,893	54.3%	56.2%	58.9%	57.6%
% of FP17s for the same patient ID Re-attending between 3 & 9 months - Adults	6,430	10,999	58.5%	49.9%	52.2%	50.1%
% of FP17s for Band 1 Urgent Courses	1,707	13,058	13.1%	10.4%	9.2%	9.1%
% of FP17s Relating to Free Repair or Replacements	135	13,058	1.0%	0.9%	1.0%	0.8%
% of FP17s Relating to Continuations	110	13,058	0.8%	1.3%	1.4%	1.2%
% of Patients satisfied with the dentistry they have received	14	15	93.3%	92.1%	93.1%	92.8%
% of Patients satisfied with the time they had to wait for an appointment	14	15	93.3%	88.1%	89.5%	88.7%

* This is based on patients treated on this contract for their most recent course of treatment. Figures in italics indicate the base number of FP17s or Patient Questionnaire responses are less than 100. N/A is shown where the base number of responses is less than 10 during the period. % is calculated as Quantity/Base number*100

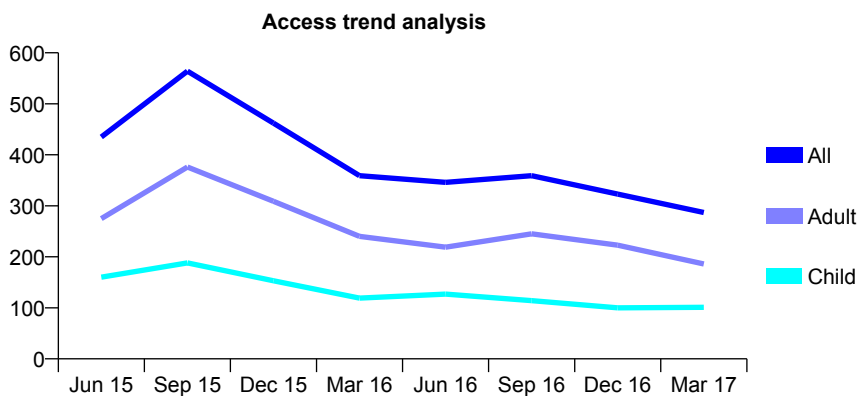
Q46 - Vital Signs At a Glance Contract Report for 180696/0002 - March 2017

Name or company name	Hyde Dental Practice
Contract type name	GDS Contract
Purpose of contract	General
Contract start date	01/10/2008
Contract end date	

16/17 Contracted general activity (UDA)	1,500
Carry forward general activity (UDA)	-16
16/17 Contracted orthodontic activity (UOA)	0
Carry forward orthodontic activity (UOA)	0
Baseline contract value	£49,524.15

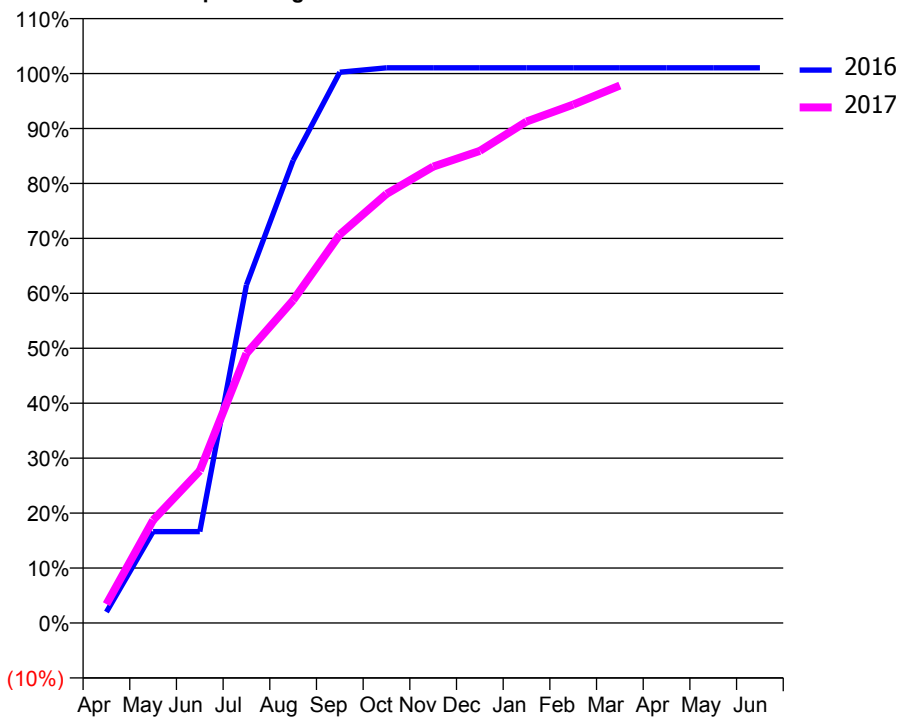
ACCESS*

Patients seen in 24 months	Total	Change since previous quarter
Quarter ending March 2016	359	
Quarter ending June 2016	346	↓
Quarter ending September 2016	359	↑
Quarter ending December 2016	323	↓
Quarter ending March 2017	287	↓
Variance since March 2016	(20.1%)	↓



ACTIVITY

Cumulative percentage of contracted UDA delivered 2016 & 2017



Month	Adjusted Scheduled Activity (UDA)	
	2016	2017
April	30	51
May	250	281
June	250	416
July	923	736
August	1,263	881
September	1,504	1,061
October	1,516	1,171
November	1,516	1,246
December	1,516	1,289
January	1,516	1,369
February	1,516	1,415
March	1,516	1,467
April	1,516	
May	1,516	
June	1,516	

QUALITY

	Quantity	Base Number	Contract	AT	Region	England
% of FP17s for the same patient ID Re-attending within 3 months - Children	1	125	0.8%	12.9%	13.3%	12.3%
% of FP17s for the same patient ID Re-attending within 3 months - Adults	14	231	6.1%	17.6%	17.3%	16.7%
% of FP17s for the same patient ID Re-attending between 3 & 9 months - Children	0	125	0.0%	56.2%	58.9%	57.6%
% of FP17s for the same patient ID Re-attending between 3 & 9 months - Adults	3	231	1.3%	49.9%	52.2%	50.1%
% of FP17s for Band 1 Urgent Courses	40	356	11.2%	10.4%	9.2%	9.1%
% of FP17s Relating to Free Repair or Replacements	4	356	1.1%	0.9%	1.0%	0.8%
% of FP17s Relating to Continuations	0	356	0.0%	1.3%	1.4%	1.2%
% of Patients satisfied with the dentistry they have received	0	0	N/A	92.1%	93.1%	92.8%
% of Patients satisfied with the time they had to wait for an appointment	0	0	N/A	88.1%	89.5%	88.7%

* This is based on patients treated on this contract for their most recent course of treatment. Figures in italics indicate the base number of FP17s or Patient Questionnaire responses are less than 100. N/A is shown where the base number of responses is less than 10 during the period. % is calculated as Quantity/Base number*100

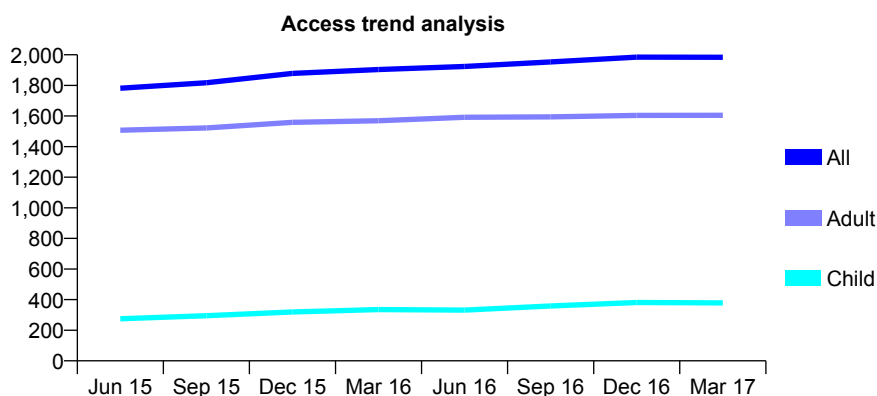
Q46 - Vital Signs At a Glance Contract Report for 181560/0001 - March 2017

Name or company name	Mr N Patel
Contract type name	GDS Contract
Purpose of contract	General
Contract start date	01/04/2012
Contract end date	

16/17 Contracted general activity (UDA)	7,129
Carry forward general activity (UDA)	-111
16/17 Contracted orthodontic activity (UOA)	0
Carry forward orthodontic activity (UOA)	0
Baseline contract value	£226,940.12

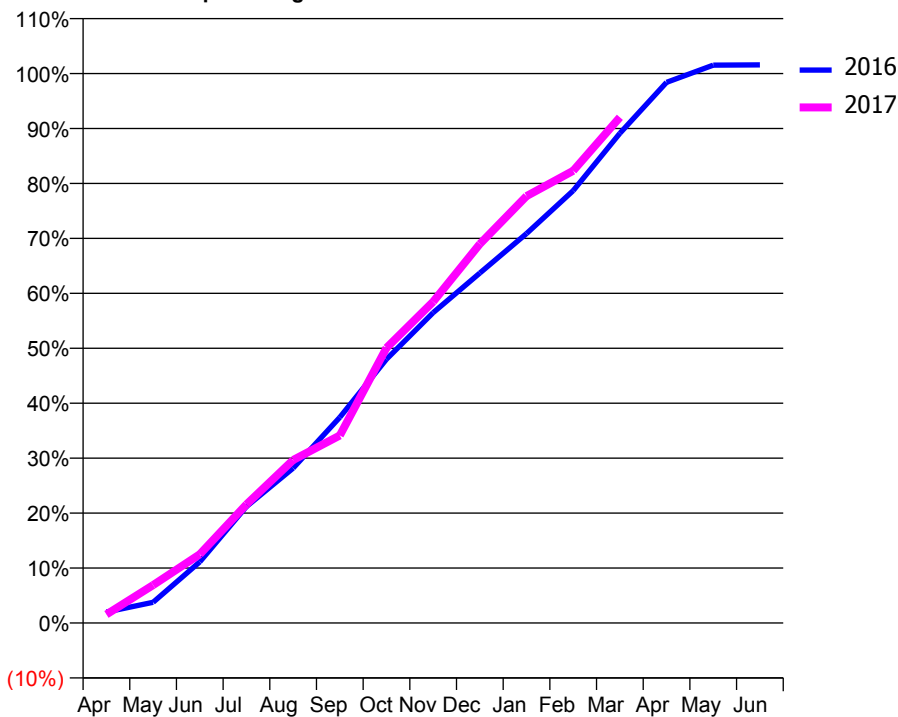
ACCESS*

Patients seen in 24 months	Total	Change since previous quarter
Quarter ending March 2016	1,904	
Quarter ending June 2016	1,924	→
Quarter ending September 2016	1,953	→
Quarter ending December 2016	1,985	→
Quarter ending March 2017	1,984	→
Variance since March 2016	4.2%	↑



ACTIVITY

Cumulative percentage of contracted UDA delivered 2016 & 2017



Month	Adjusted Scheduled Activity (UDA)	
	2016	2017
April	142	111
May	269	492
June	794	891
July	1,511	1,538
August	2,009	2,115
September	2,668	2,433
October	3,424	3,570
November	4,026	4,168
December	4,540	4,917
January	5,052	5,538
February	5,609	5,868
March	6,353	6,561
April	7,014	
May	7,238	
June	7,240	

QUALITY

	Quantity	Base Number	Contract	AT	Region	England
% of FP17s for the same patient ID Re-attending within 3 months - Children	42	567	7.4%	12.9%	13.3%	12.3%
% of FP17s for the same patient ID Re-attending within 3 months - Adults	273	2,374	11.5%	17.6%	17.3%	16.7%
% of FP17s for the same patient ID Re-attending between 3 & 9 months - Children	318	567	56.1%	56.2%	58.9%	57.6%
% of FP17s for the same patient ID Re-attending between 3 & 9 months - Adults	1,381	2,374	58.2%	49.9%	52.2%	50.1%
% of FP17s for Band 1 Urgent Courses	116	2,548	4.6%	10.4%	9.2%	9.1%
% of FP17s Relating to Free Repair or Replacements	24	2,548	0.9%	0.9%	1.0%	0.8%
% of FP17s Relating to Continuations	26	2,548	1.0%	1.3%	1.4%	1.2%
% of Patients satisfied with the dentistry they have received	2	4	N/A	92.1%	93.1%	92.8%
% of Patients satisfied with the time they had to wait for an appointment	4	4	N/A	88.1%	89.5%	88.7%

* This is based on patients treated on this contract for their most recent course of treatment. Figures in italics indicate the base number of FP17s or Patient Questionnaire responses are less than 100. N/A is shown where the base number of responses is less than 10 during the period. % is calculated as Quantity/Base number*100

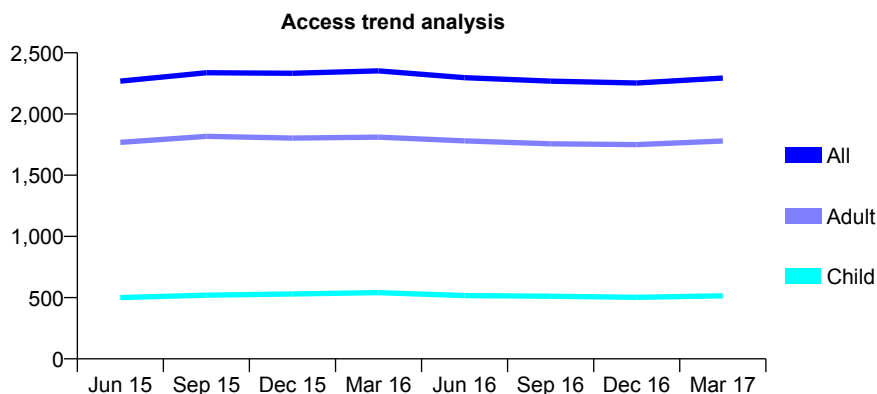
Q46 - Vital Signs At a Glance Contract Report for 182737/0001 - March 2017

Name or company name	Mrs JL Lapidus
Contract type name	GDS Contract
Purpose of contract	General
Contract start date	22/08/2013
Contract end date	

16/17 Contracted general activity (UDA)	5,564
Carry forward general activity (UDA)	-62
16/17 Contracted orthodontic activity (UOA)	0
Carry forward orthodontic activity (UOA)	0
Baseline contract value	£149,173.24

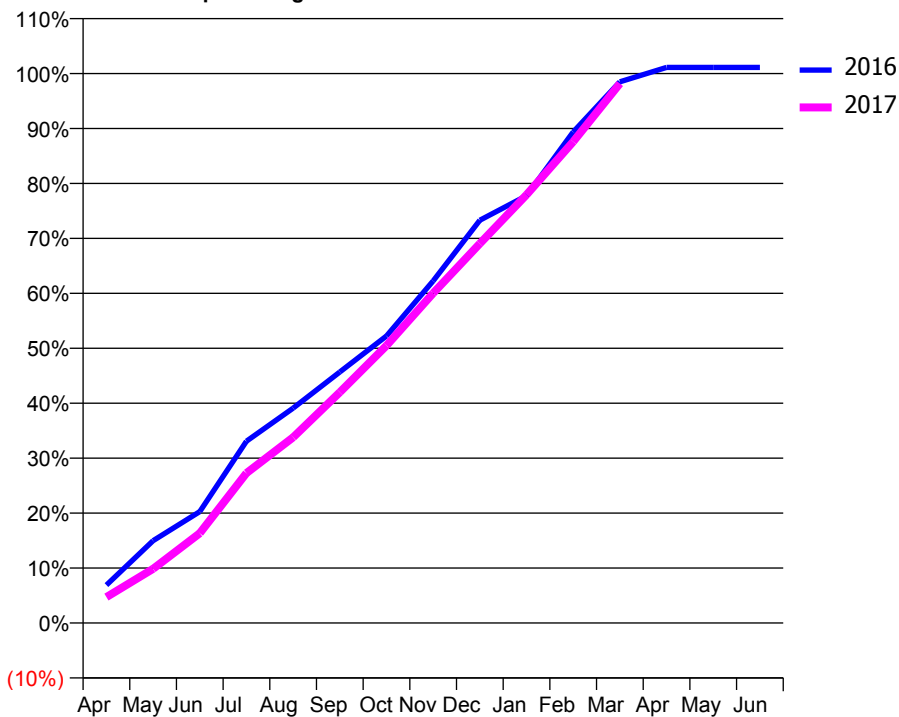
ACCESS*

Patients seen in 24 months	Total	Change since previous quarter
Quarter ending March 2016	2,352	
Quarter ending June 2016	2,297	↓
Quarter ending September 2016	2,268	↓
Quarter ending December 2016	2,253	→
Quarter ending March 2017	2,294	→
Variance since March 2016	(2.5%)	↓



ACTIVITY

Cumulative percentage of contracted UDA delivered 2016 & 2017



Month	Adjusted Scheduled Activity (UDA)	
	2016	2017
April	384	262
May	833	549
June	1,128	910
July	1,842	1,519
August	2,176	1,880
September	2,541	2,337
October	2,907	2,809
November	3,464	3,339
December	4,078	3,842
January	4,327	4,336
February	4,972	4,874
March	5,480	5,462
April	5,625	
May	5,626	
June	5,626	

QUALITY

	Quantity	Base Number	Contract	AT	Region	England
% of FP17s for the same patient ID Re-attending within 3 months - Children	45	656	6.9%	12.9%	13.3%	12.3%
% of FP17s for the same patient ID Re-attending within 3 months - Adults	190	2,290	8.3%	17.6%	17.3%	16.7%
% of FP17s for the same patient ID Re-attending between 3 & 9 months - Children	313	656	47.7%	56.2%	58.9%	57.6%
% of FP17s for the same patient ID Re-attending between 3 & 9 months - Adults	1,302	2,290	56.9%	49.9%	52.2%	50.1%
% of FP17s for Band 1 Urgent Courses	71	2,846	2.5%	10.4%	9.2%	9.1%
% of FP17s Relating to Free Repair or Replacements	20	2,846	0.7%	0.9%	1.0%	0.8%
% of FP17s Relating to Continuations	37	2,846	1.3%	1.3%	1.4%	1.2%
% of Patients satisfied with the dentistry they have received	2	2	N/A	92.1%	93.1%	92.8%
% of Patients satisfied with the time they had to wait for an appointment	2	2	N/A	88.1%	89.5%	88.7%

* This is based on patients treated on this contract for their most recent course of treatment. Figures in italics indicate the base number of FP17s or Patient Questionnaire responses are less than 100. N/A is shown where the base number of responses is less than 10 during the period. % is calculated as Quantity/Base number*100

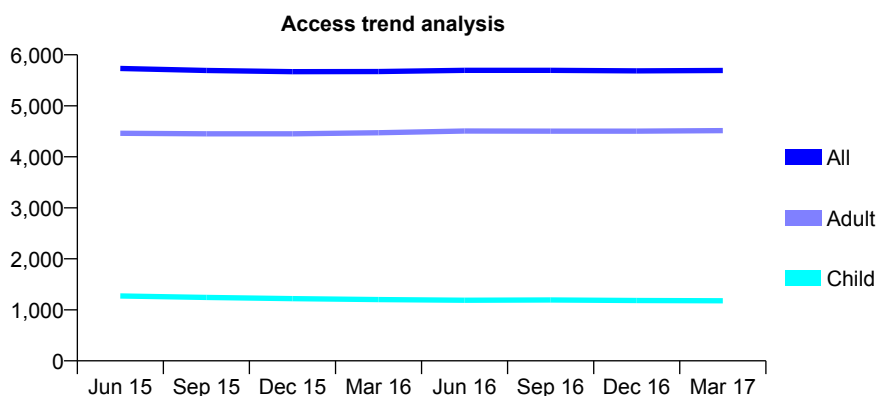
Q46 - Vital Signs At a Glance Contract Report for 183148/0001 - March 2017

Name or company name	Wood and Associate Dental Care LTD
Contract type name	GDS Contract
Purpose of contract	General
Contract start date	01/08/2007
Contract end date	

16/17 Contracted general activity (UDA)	15,240
Carry forward general activity (UDA)	-169
16/17 Contracted orthodontic activity (UOA)	0
Carry forward orthodontic activity (UOA)	0
Baseline contract value	£503,166.87

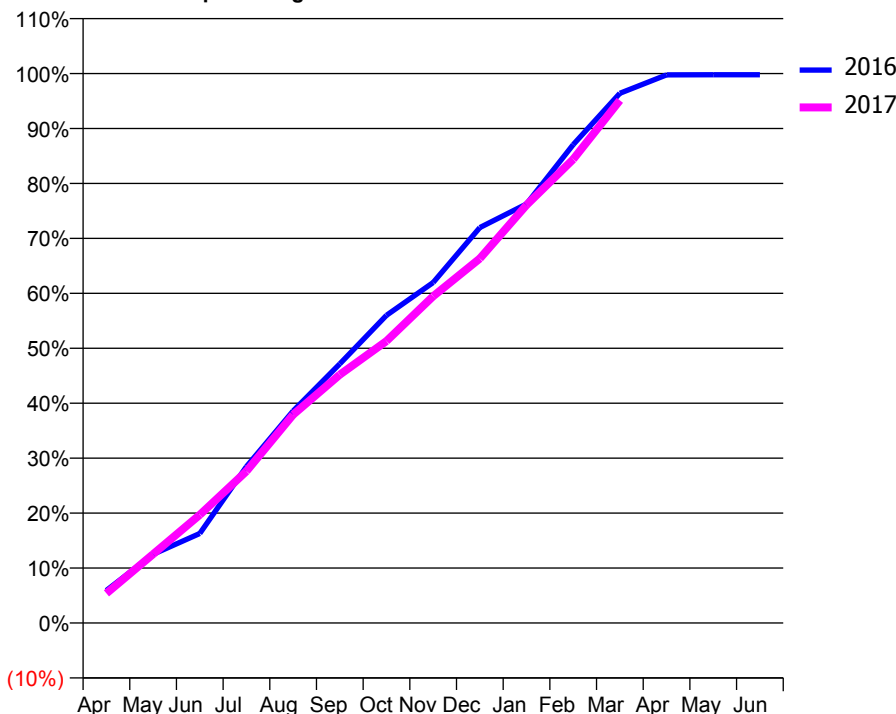
ACCESS*

Patients seen in 24 months	Total	Change since previous quarter
Quarter ending March 2016	5,673	
Quarter ending June 2016	5,695	→
Quarter ending September 2016	5,696	→
Quarter ending December 2016	5,685	→
Quarter ending March 2017	5,692	→
Variance since March 2016	0.3%	→



ACTIVITY

Cumulative percentage of contracted UDA delivered 2016 & 2017



Month	Adjusted Scheduled Activity (UDA)	
	2016	2017
April	904	823
May	1,907	1,910
June	2,485	3,002
July	4,340	4,210
August	5,884	5,780
September	7,188	6,890
October	8,534	7,819
November	9,442	9,064
December	10,969	10,110
January	11,624	11,592
February	13,266	12,861
March	14,690	14,497
April	15,203	
May	15,204	
June	15,207	

QUALITY

	Quantity	Base Number	Contract	AT	Region	England
% of FP17s for the same patient ID Re-attending within 3 months - Children	128	1,917	6.7%	12.9%	13.3%	12.3%
% of FP17s for the same patient ID Re-attending within 3 months - Adults	763	6,574	11.6%	17.6%	17.3%	16.7%
% of FP17s for the same patient ID Re-attending between 3 & 9 months - Children	1,264	1,917	65.9%	56.2%	58.9%	57.6%
% of FP17s for the same patient ID Re-attending between 3 & 9 months - Adults	3,533	6,574	53.7%	49.9%	52.2%	50.1%
% of FP17s for Band 1 Urgent Courses	744	8,236	9.0%	10.4%	9.2%	9.1%
% of FP17s Relating to Free Repair or Replacements	82	8,236	1.0%	0.9%	1.0%	0.8%
% of FP17s Relating to Continuations	78	8,236	0.9%	1.3%	1.4%	1.2%
% of Patients satisfied with the dentistry they have received	6	7	N/A	92.1%	93.1%	92.8%
% of Patients satisfied with the time they had to wait for an appointment	6	7	N/A	88.1%	89.5%	88.7%

* This is based on patients treated on this contract for their most recent course of treatment. Figures in italics indicate the base number of FP17s or Patient Questionnaire responses are less than 100. N/A is shown where the base number of responses is less than 10 during the period. % is calculated as Quantity/Base number*100

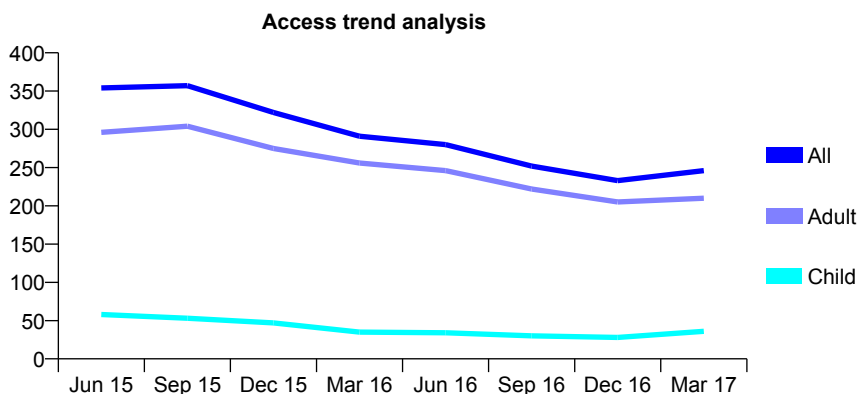
Q46 - Vital Signs At a Glance Contract Report for 183148/0002 - March 2017

Name or company name	Wood and Associate Dental Care LTD
Contract type name	GDS Contract
Purpose of contract	General
Contract start date	01/04/2012
Contract end date	

16/17 Contracted general activity (UDA)	1,000
Carry forward general activity (UDA)	0
16/17 Contracted orthodontic activity (UOA)	0
Carry forward orthodontic activity (UOA)	0
Baseline contract value	£33,016.09

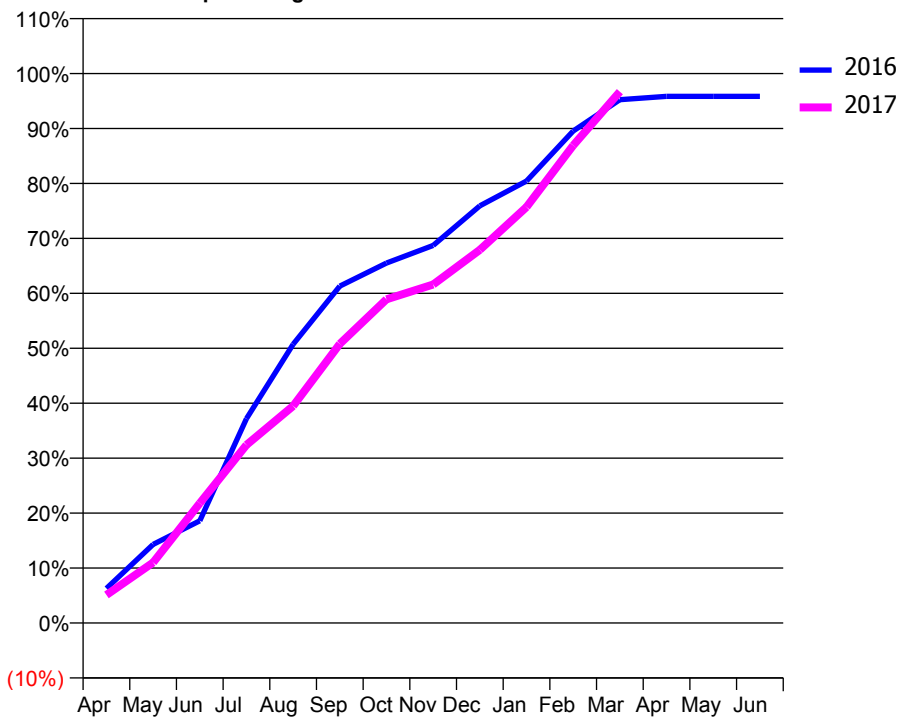
ACCESS*

Patients seen in 24 months	Total	Change since previous quarter
Quarter ending March 2016	291	
Quarter ending June 2016	280	↓
Quarter ending September 2016	252	↓
Quarter ending December 2016	233	↓
Quarter ending March 2017	246	↑
Variance since March 2016	(15.5%)	↓



ACTIVITY

Cumulative percentage of contracted UDA delivered 2016 & 2017



Month	2016	2017
April	63	51
May	143	110
June	186	218
July	372	324
August	507	395
September	613	508
October	655	589
November	687	616
December	759	679
January	804	757
February	895	869
March	952	967
April	958	
May	958	
June	958	

QUALITY

	Quantity	Base Number	Contract	AT	Region	England
% of FP17s for the same patient ID Re-attending within 3 months - Children	0	35	0.0%	12.9%	13.3%	12.3%
% of FP17s for the same patient ID Re-attending within 3 months - Adults	2	177	1.1%	17.6%	17.3%	16.7%
% of FP17s for the same patient ID Re-attending between 3 & 9 months - Children	0	35	0.0%	56.2%	58.9%	57.6%
% of FP17s for the same patient ID Re-attending between 3 & 9 months - Adults	3	177	1.7%	49.9%	52.2%	50.1%
% of FP17s for Band 1 Urgent Courses	0	208	0.0%	10.4%	9.2%	9.1%
% of FP17s Relating to Free Repair or Replacements	0	208	0.0%	0.9%	1.0%	0.8%
% of FP17s Relating to Continuations	1	208	0.5%	1.3%	1.4%	1.2%
% of Patients satisfied with the dentistry they have received	0	0	N/A	92.1%	93.1%	92.8%
% of Patients satisfied with the time they had to wait for an appointment	0	0	N/A	88.1%	89.5%	88.7%

* This is based on patients treated on this contract for their most recent course of treatment. Figures in italics indicate the base number of FP17s or Patient Questionnaire responses are less than 100. N/A is shown where the base number of responses is less than 10 during the period. % is calculated as Quantity/Base number*100

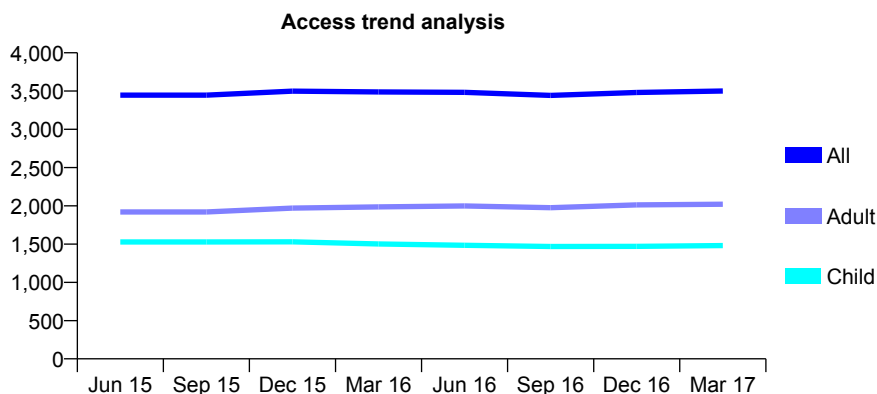
Q46 - Vital Signs At a Glance Contract Report for 184551/0001 - March 2017

Name or company name	Bamford Dental Practice
Contract type name	GDS Contract
Purpose of contract	General and Orthodontic
Contract start date	01/04/2006
Contract end date	

16/17 Contracted general activity (UDA)	9,554
Carry forward general activity (UDA)	-51
16/17 Contracted orthodontic activity (UOA)	3,597
Carry forward orthodontic activity (UOA)	20
Baseline contract value	£496,949.54

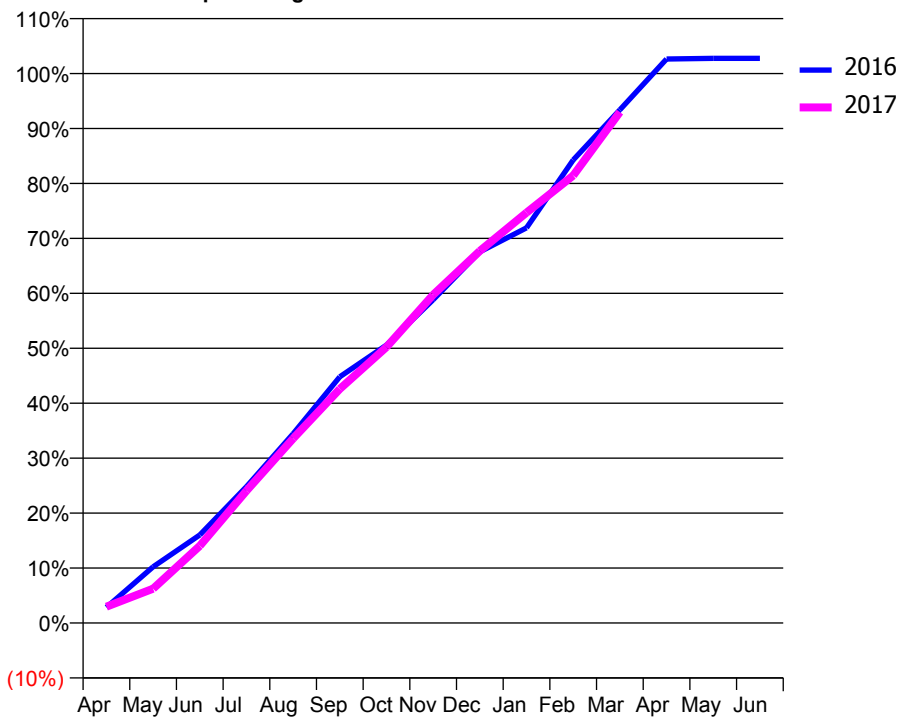
ACCESS*

Patients seen in 24 months	Total	Change since previous quarter
Quarter ending March 2016	3,488	
Quarter ending June 2016	3,483	→
Quarter ending September 2016	3,443	↓
Quarter ending December 2016	3,482	→
Quarter ending March 2017	3,501	→
Variance since March 2016	0.4%	→



ACTIVITY

Cumulative percentage of contracted UDA delivered 2016 & 2017



Month	Adjusted Scheduled Activity (UDA)	
	2016	2017
April	281	285
May	1,007	597
June	1,577	1,342
July	2,440	2,299
August	3,388	3,208
September	4,406	4,071
October	4,976	4,797
November	5,785	5,707
December	6,644	6,470
January	7,071	7,136
February	8,286	7,780
March	9,185	8,883
April	10,094	
May	10,105	
June	10,105	

QUALITY

	Quantity	Base Number	Contract	AT	Region	England
% of FP17s for the same patient ID Re-attending within 3 months - Children	260	2,807	9.3%	12.9%	13.3%	12.3%
% of FP17s for the same patient ID Re-attending within 3 months - Adults	482	3,034	15.9%	17.6%	17.3%	16.7%
% of FP17s for the same patient ID Re-attending between 3 & 9 months - Children	1,603	2,807	57.1%	56.2%	58.9%	57.6%
% of FP17s for the same patient ID Re-attending between 3 & 9 months - Adults	1,829	3,034	60.3%	49.9%	52.2%	50.1%
% of FP17s for Band 1 Urgent Courses	90	4,909	1.8%	10.4%	9.2%	9.1%
% of FP17s Relating to Free Repair or Replacements	13	4,909	0.3%	0.9%	1.0%	0.8%
% of FP17s Relating to Continuations	189	4,909	3.9%	1.3%	1.4%	1.2%
% of Patients satisfied with the dentistry they have received	5	5	N/A	92.1%	93.1%	92.8%
% of Patients satisfied with the time they had to wait for an appointment	5	5	N/A	88.1%	89.5%	88.7%

* This is based on patients treated on this contract for their most recent course of treatment. Figures in italics indicate the base number of FP17s or Patient Questionnaire responses are less than 100. N/A is shown where the base number of responses is less than 10 during the period. % is calculated as Quantity/Base number*100

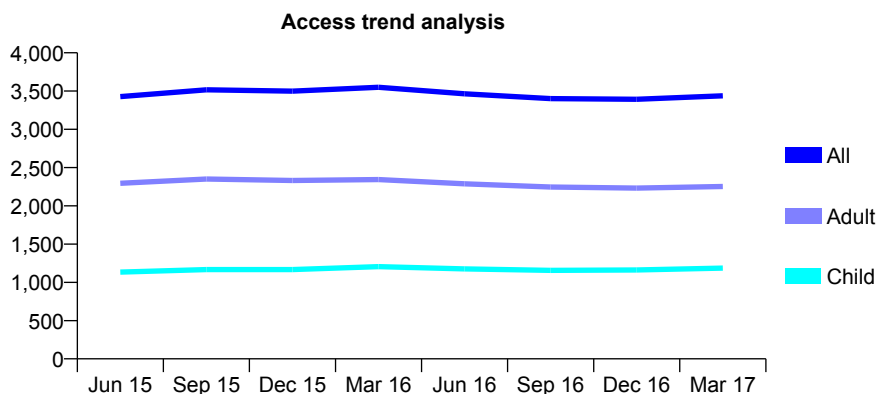
Q46 - Vital Signs At a Glance Contract Report for 189510/0001 - March 2017

Name or company name	Ravat and Ray Dental Care (Chadderton) L
Contract type name	GDS Contract
Purpose of contract	General
Contract start date	01/10/2013
Contract end date	

16/17 Contracted general activity (UDA)	11,056
Carry forward general activity (UDA)	-220
16/17 Contracted orthodontic activity (UOA)	0
Carry forward orthodontic activity (UOA)	0
Baseline contract value	£325,103.90

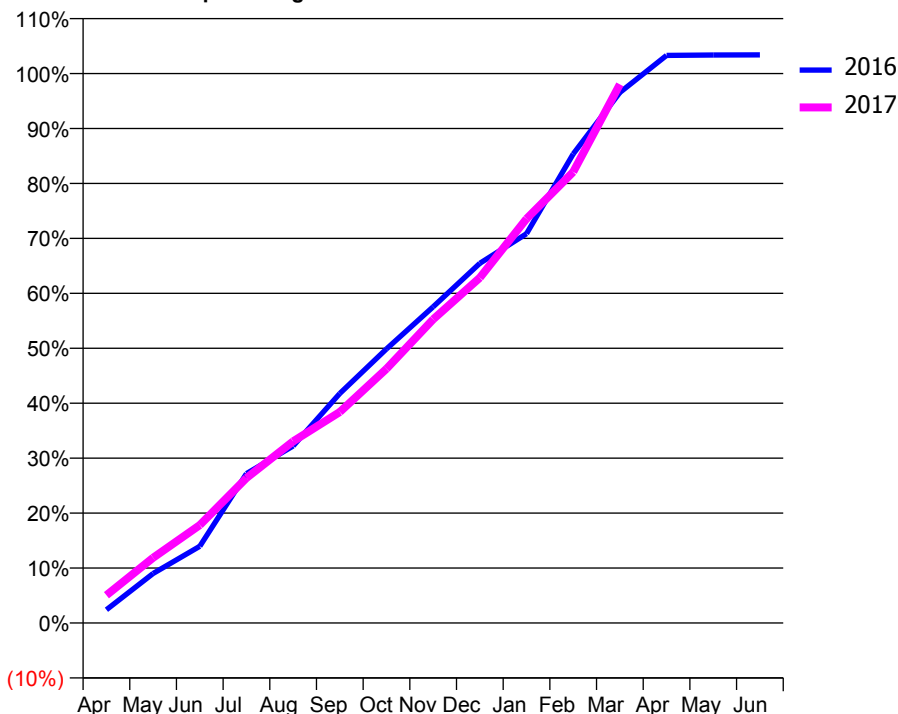
ACCESS*

Patients seen in 24 months	Total	Change since previous quarter
Quarter ending March 2016	3,549	
Quarter ending June 2016	3,464	↓
Quarter ending September 2016	3,402	↓
Quarter ending December 2016	3,393	→
Quarter ending March 2017	3,438	→
Variance since March 2016	(3.1%)	↓



ACTIVITY

Cumulative percentage of contracted UDA delivered 2016 & 2017



Month	Adjusted Scheduled Activity (UDA)	
	2016	2017
April	269	559
May	1,011	1,313
June	1,565	1,970
July	3,046	2,917
August	3,608	3,656
September	4,680	4,246
October	5,586	5,115
November	6,445	6,109
December	7,331	6,946
January	7,935	8,133
February	9,560	9,075
March	10,813	10,837
April	11,567	
May	11,578	
June	11,579	

QUALITY

	Quantity	Base Number	Contract	AT	Region	England
% of FP17s for the same patient ID Re-attending within 3 months - Children	240	1,846	13.0%	12.9%	13.3%	12.3%
% of FP17s for the same patient ID Re-attending within 3 months - Adults	702	3,375	20.8%	17.6%	17.3%	16.7%
% of FP17s for the same patient ID Re-attending between 3 & 9 months - Children	1,036	1,846	56.1%	56.2%	58.9%	57.6%
% of FP17s for the same patient ID Re-attending between 3 & 9 months - Adults	1,677	3,375	49.7%	49.9%	52.2%	50.1%
% of FP17s for Band 1 Urgent Courses	474	4,934	9.6%	10.4%	9.2%	9.1%
% of FP17s Relating to Free Repair or Replacements	63	4,934	1.3%	0.9%	1.0%	0.8%
% of FP17s Relating to Continuations	22	4,934	0.4%	1.3%	1.4%	1.2%
% of Patients satisfied with the dentistry they have received	9	9	N/A	92.1%	93.1%	92.8%
% of Patients satisfied with the time they had to wait for an appointment	8	9	N/A	88.1%	89.5%	88.7%

* This is based on patients treated on this contract for their most recent course of treatment. Figures in italics indicate the base number of FP17s or Patient Questionnaire responses are less than 100. N/A is shown where the base number of responses is less than 10 during the period. % is calculated as Quantity/Base number*100

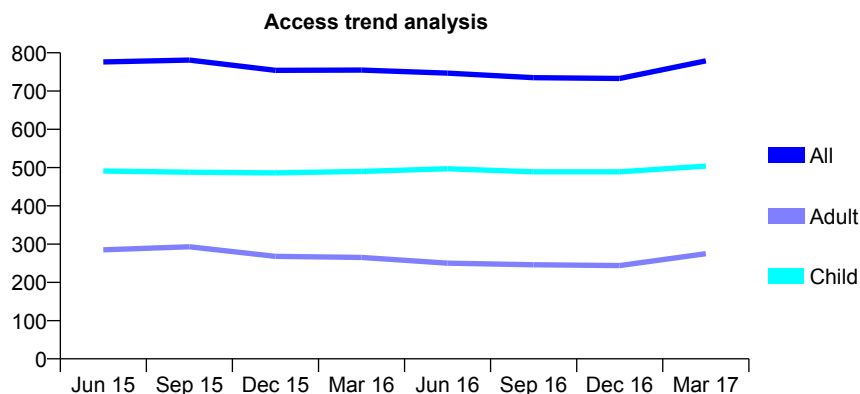
Q46 - Vital Signs At a Glance Contract Report for 189723/0001 - March 2017

Name or company name	Stretford Road Dental Practice
Contract type name	GDS Contract
Purpose of contract	General
Contract start date	12/08/2013
Contract end date	

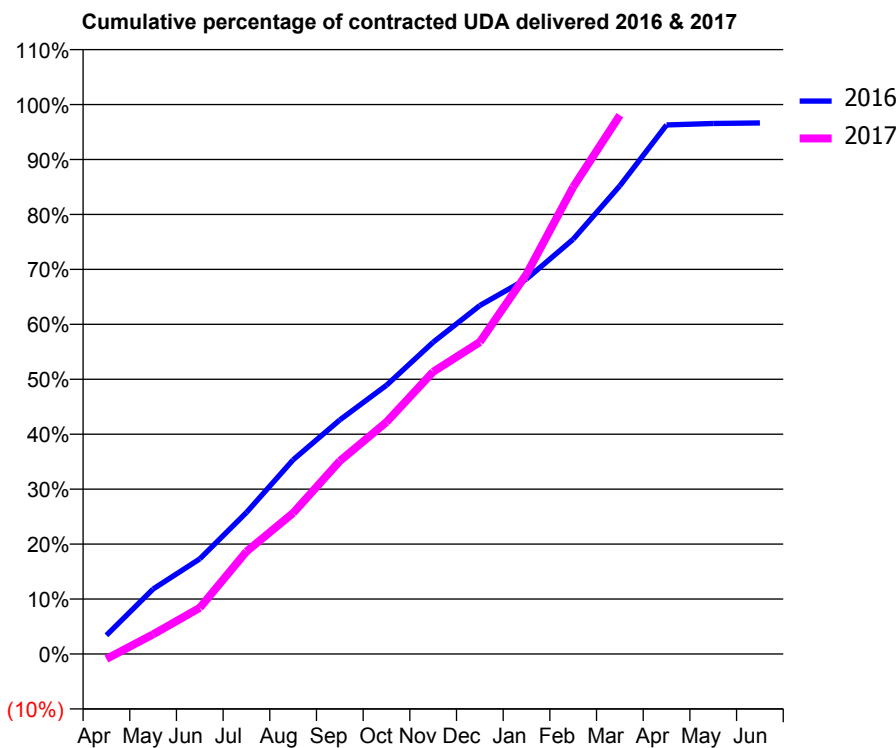
16/17 Contracted general activity (UDA)	1,828
Carry forward general activity (UDA)	61
16/17 Contracted orthodontic activity (UOA)	0
Carry forward orthodontic activity (UOA)	0
Baseline contract value	£44,689.57

ACCESS*

Patients seen in 24 months	Total	Change since previous quarter
Quarter ending March 2016	755	
Quarter ending June 2016	747	↓
Quarter ending September 2016	735	↓
Quarter ending December 2016	733	→
Quarter ending March 2017	779	↑
Variance since March 2016	3.2%	↑



ACTIVITY



Month	Adjusted Scheduled Activity (UDA)	
	2016	2017
April	62	-17
May	216	65
June	316	154
July	471	341
August	646	469
September	779	642
October	894	772
November	1,037	939
December	1,159	1,038
January	1,248	1,264
February	1,380	1,554
March	1,558	1,792
April	1,760	
May	1,765	
June	1,767	

QUALITY

	Quantity	Base Number	Contract	AT	Region	England
% of FP17s for the same patient ID Re-attending within 3 months - Children	97	881	11.0%	12.9%	13.3%	12.3%
% of FP17s for the same patient ID Re-attending within 3 months - Adults	56	321	17.4%	17.6%	17.3%	16.7%
% of FP17s for the same patient ID Re-attending between 3 & 9 months - Children	522	881	59.3%	56.2%	58.9%	57.6%
% of FP17s for the same patient ID Re-attending between 3 & 9 months - Adults	101	321	31.5%	49.9%	52.2%	50.1%
% of FP17s for Band 1 Urgent Courses	111	1,113	10.0%	10.4%	9.2%	9.1%
% of FP17s Relating to Free Repair or Replacements	2	1,113	0.2%	0.9%	1.0%	0.8%
% of FP17s Relating to Continuations	0	1,113	0.0%	1.3%	1.4%	1.2%
% of Patients satisfied with the dentistry they have received	1	1	N/A	92.1%	93.1%	92.8%
% of Patients satisfied with the time they had to wait for an appointment	1	1	N/A	88.1%	89.5%	88.7%

* This is based on patients treated on this contract for their most recent course of treatment. Figures in italics indicate the base number of FP17s or Patient Questionnaire responses are less than 100. N/A is shown where the base number of responses is less than 10 during the period. % is calculated as Quantity/Base number*100

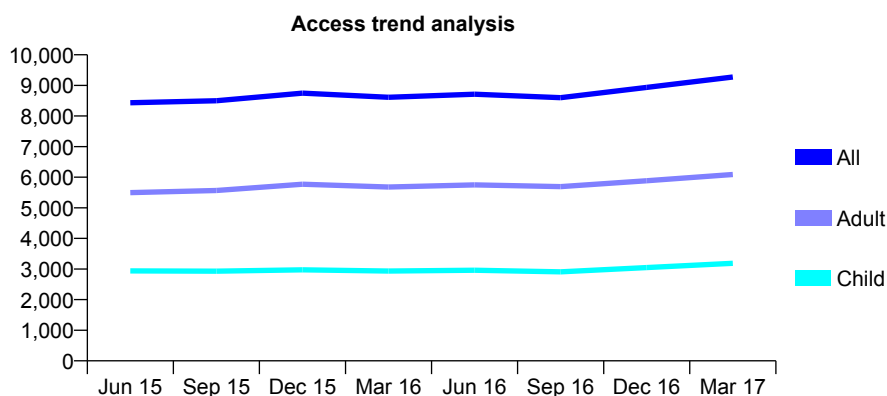
Q46 - Vital Signs At a Glance Contract Report for 190322/0001 - March 2017

Name or company name	Moston Dental Surgery
Contract type name	GDS Contract
Purpose of contract	General
Contract start date	08/10/2010
Contract end date	

16/17 Contracted general activity (UDA)	30,673
Carry forward general activity (UDA)	1,201
16/17 Contracted orthodontic activity (UOA)	0
Carry forward orthodontic activity (UOA)	0
Baseline contract value	£742,427.78

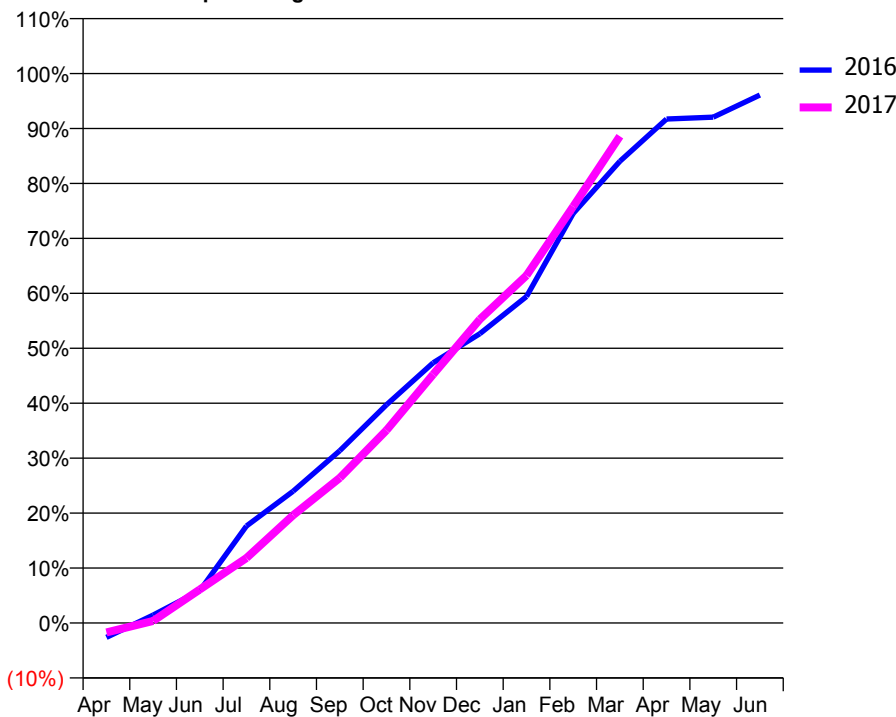
ACCESS*

Patients seen in 24 months	Total	Change since previous quarter
Quarter ending March 2016	8,614	
Quarter ending June 2016	8,712	→
Quarter ending September 2016	8,601	↓
Quarter ending December 2016	8,934	↑
Quarter ending March 2017	9,276	↑
Variance since March 2016	7.7%	↑



ACTIVITY

Cumulative percentage of contracted UDA delivered 2016 & 2017



Month	Adjusted Scheduled Activity (UDA)	
	2016	2017
April	-810	-534
May	445	116
June	1,801	1,868
July	5,417	3,629
August	7,355	6,021
September	9,620	8,105
October	12,179	10,762
November	14,528	13,876
December	16,149	16,954
January	18,227	19,400
February	22,861	23,253
March	25,774	27,170
April	28,129	
May	28,238	
June	29,472	

QUALITY

	Quantity	Base Number	Contract	AT	Region	England
% of FP17s for the same patient ID Re-attending within 3 months - Children	203	3,557	5.7%	12.9%	13.3%	12.3%
% of FP17s for the same patient ID Re-attending within 3 months - Adults	531	6,054	8.8%	17.6%	17.3%	16.7%
% of FP17s for the same patient ID Re-attending between 3 & 9 months - Children	1,360	3,557	38.2%	56.2%	58.9%	57.6%
% of FP17s for the same patient ID Re-attending between 3 & 9 months - Adults	2,137	6,054	35.3%	49.9%	52.2%	50.1%
% of FP17s for Band 1 Urgent Courses	352	8,860	4.0%	10.4%	9.2%	9.1%
% of FP17s Relating to Free Repair or Replacements	29	8,860	0.3%	0.9%	1.0%	0.8%
% of FP17s Relating to Continuations	92	8,860	1.0%	1.3%	1.4%	1.2%
% of Patients satisfied with the dentistry they have received	11	11	100.0%	92.1%	93.1%	92.8%
% of Patients satisfied with the time they had to wait for an appointment	11	11	100.0%	88.1%	89.5%	88.7%

* This is based on patients treated on this contract for their most recent course of treatment. Figures in italics indicate the base number of FP17s or Patient Questionnaire responses are less than 100. N/A is shown where the base number of responses is less than 10 during the period. % is calculated as Quantity/Base number*100

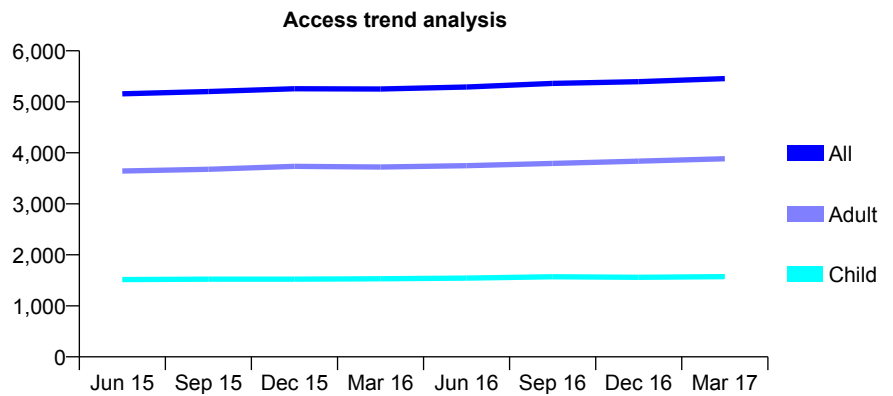
Q46 - Vital Signs At a Glance Contract Report for 190470/0004 - March 2017

Name or company name	G.k.A (1996) Ltd
Contract type name	GDS Contract
Purpose of contract	General
Contract start date	01/04/2008
Contract end date	

16/17 Contracted general activity (UDA)	15,529
Carry forward general activity (UDA)	222
16/17 Contracted orthodontic activity (UOA)	0
Carry forward orthodontic activity (UOA)	0
Baseline contract value	£473,052.95

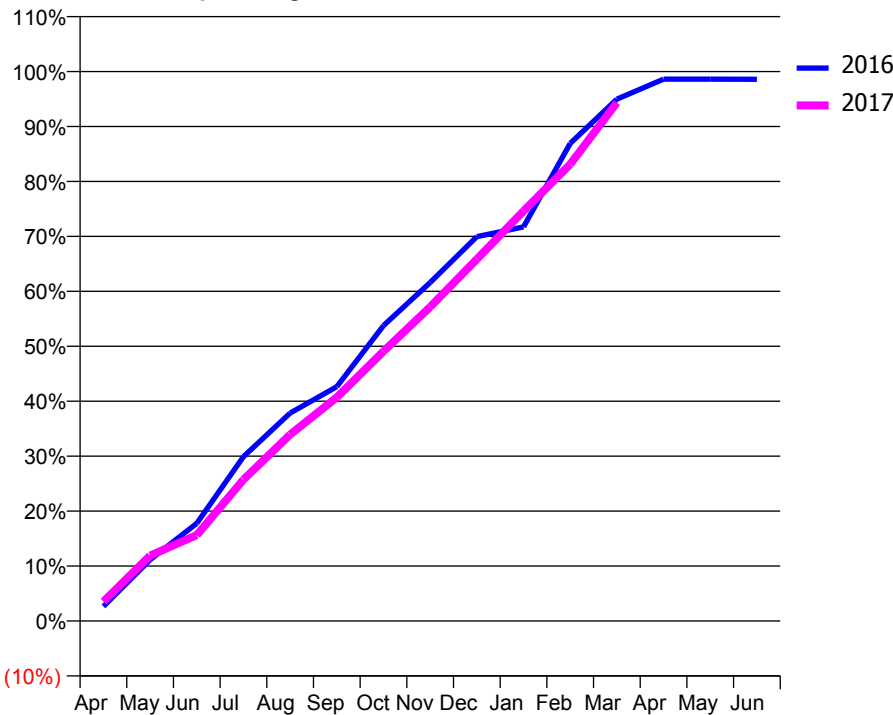
ACCESS*

Patients seen in 24 months	Total	Change since previous quarter
Quarter ending March 2016	5,252	
Quarter ending June 2016	5,290	→
Quarter ending September 2016	5,362	→
Quarter ending December 2016	5,395	→
Quarter ending March 2017	5,456	→
Variance since March 2016	3.9%	↑



ACTIVITY

Cumulative percentage of contracted UDA delivered 2016 & 2017



Month	Adjusted Scheduled Activity (UDA)	
	2016	2017
April	419	547
May	1,761	1,850
June	2,810	2,431
July	4,729	3,995
August	5,983	5,271
September	6,743	6,322
October	8,498	7,621
November	9,738	8,876
December	11,056	10,225
January	11,338	11,585
February	13,740	12,910
March	15,015	14,649
April	15,589	
May	15,588	
June	15,587	

QUALITY

	Quantity	Base Number	Contract	AT	Region	England
% of FP17s for the same patient ID Re-attending within 3 months - Children	115	2,084	5.5%	12.9%	13.3%	12.3%
% of FP17s for the same patient ID Re-attending within 3 months - Adults	726	5,090	14.3%	17.6%	17.3%	16.7%
% of FP17s for the same patient ID Re-attending between 3 & 9 months - Children	1,147	2,084	55.0%	56.2%	58.9%	57.6%
% of FP17s for the same patient ID Re-attending between 3 & 9 months - Adults	2,445	5,090	48.0%	49.9%	52.2%	50.1%
% of FP17s for Band 1 Urgent Courses	373	6,900	5.4%	10.4%	9.2%	9.1%
% of FP17s Relating to Free Repair or Replacements	80	6,900	1.2%	0.9%	1.0%	0.8%
% of FP17s Relating to Continuations	73	6,900	1.1%	1.3%	1.4%	1.2%
% of Patients satisfied with the dentistry they have received	7	8	N/A	92.1%	93.1%	92.8%
% of Patients satisfied with the time they had to wait for an appointment	7	8	N/A	88.1%	89.5%	88.7%

* This is based on patients treated on this contract for their most recent course of treatment. Figures in italics indicate the base number of FP17s or Patient Questionnaire responses are less than 100. N/A is shown where the base number of responses is less than 10 during the period. % is calculated as Quantity/Base number*100

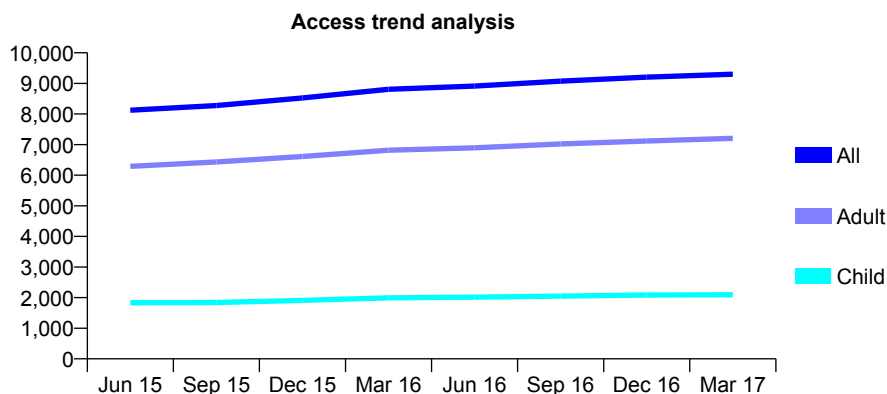
Q46 - Vital Signs At a Glance Contract Report for 190470/0005 - March 2017

Name or company name	G.k.A (1996) Ltd
Contract type name	GDS Contract
Purpose of contract	General
Contract start date	01/04/2008
Contract end date	

16/17 Contracted general activity (UDA)	23,132
Carry forward general activity (UDA)	729
16/17 Contracted orthodontic activity (UOA)	0
Carry forward orthodontic activity (UOA)	0
Baseline contract value	£679,192.00

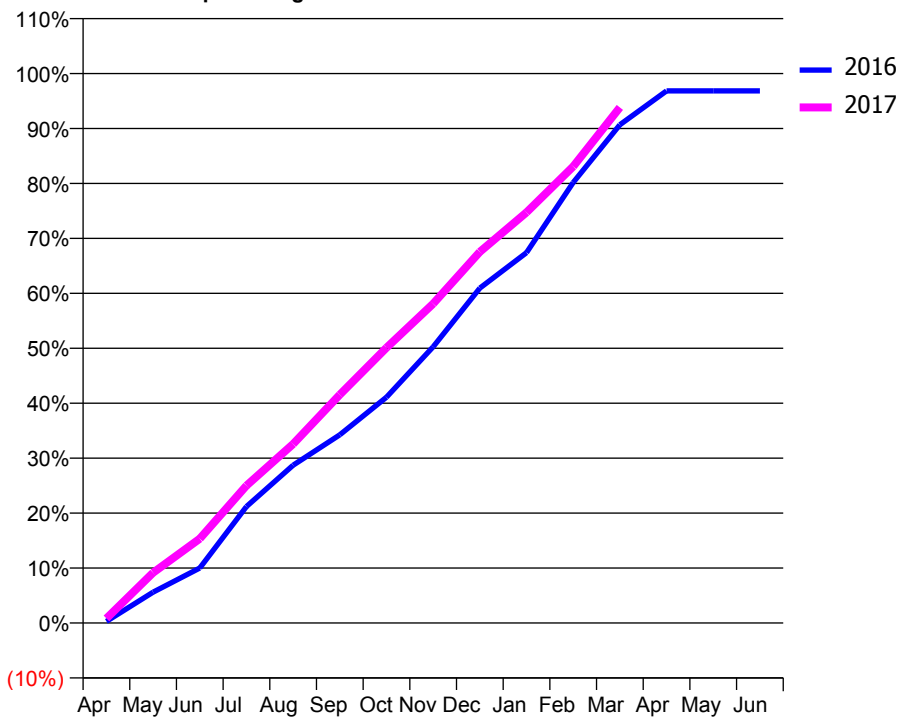
ACCESS*

Patients seen in 24 months	Total	Change since previous quarter
Quarter ending March 2016	8,808	
Quarter ending June 2016	8,911	→
Quarter ending September 2016	9,072	→
Quarter ending December 2016	9,204	→
Quarter ending March 2017	9,299	→
Variance since March 2016	5.6%	↑



ACTIVITY

Cumulative percentage of contracted UDA delivered 2016 & 2017



Month	Adjusted Scheduled Activity (UDA)	
	2016	2017
April	73	196
May	1,301	2,119
June	2,315	3,552
July	4,904	5,785
August	6,644	7,539
September	7,923	9,612
October	9,506	11,591
November	11,628	13,442
December	14,100	15,626
January	15,592	17,285
February	18,544	19,216
March	20,976	21,705
April	22,400	
May	22,402	
June	22,403	

QUALITY

	Quantity	Base Number	Contract	AT	Region	England
% of FP17s for the same patient ID Re-attending within 3 months - Children	357	3,075	11.6%	12.9%	13.3%	12.3%
% of FP17s for the same patient ID Re-attending within 3 months - Adults	1,692	9,677	17.5%	17.6%	17.3%	16.7%
% of FP17s for the same patient ID Re-attending between 3 & 9 months - Children	1,609	3,075	52.3%	56.2%	58.9%	57.6%
% of FP17s for the same patient ID Re-attending between 3 & 9 months - Adults	4,605	9,677	47.6%	49.9%	52.2%	50.1%
% of FP17s for Band 1 Urgent Courses	785	12,065	6.5%	10.4%	9.2%	9.1%
% of FP17s Relating to Free Repair or Replacements	214	12,065	1.8%	0.9%	1.0%	0.8%
% of FP17s Relating to Continuations	138	12,065	1.1%	1.3%	1.4%	1.2%
% of Patients satisfied with the dentistry they have received	5	5	N/A	92.1%	93.1%	92.8%
% of Patients satisfied with the time they had to wait for an appointment	5	5	N/A	88.1%	89.5%	88.7%

* This is based on patients treated on this contract for their most recent course of treatment. Figures in italics indicate the base number of FP17s or Patient Questionnaire responses are less than 100. N/A is shown where the base number of responses is less than 10 during the period. % is calculated as Quantity/Base number*100

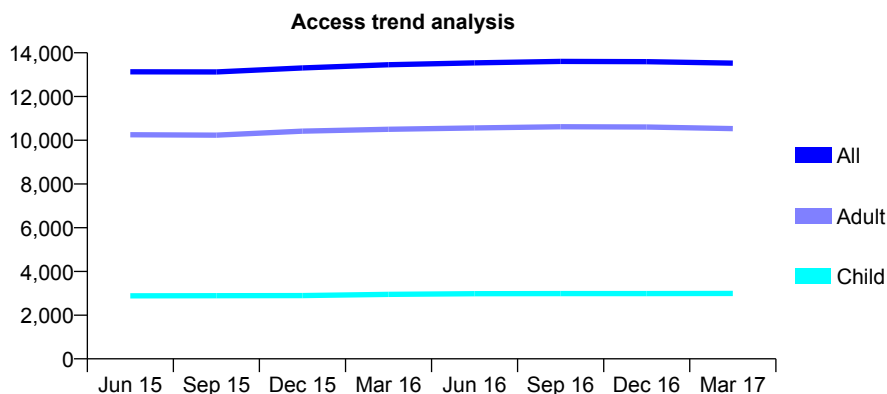
Q46 - Vital Signs At a Glance Contract Report for 190470/0007 - March 2017

Name or company name	G.k.A (1996) Ltd
Contract type name	GDS Contract
Purpose of contract	General and Orthodontic
Contract start date	01/05/2009
Contract end date	

16/17 Contracted general activity (UDA)	40,268
Carry forward general activity (UDA)	1,667
16/17 Contracted orthodontic activity (UOA)	2,541
Carry forward orthodontic activity (UOA)	-51
Baseline contract value	£1,278,194.43

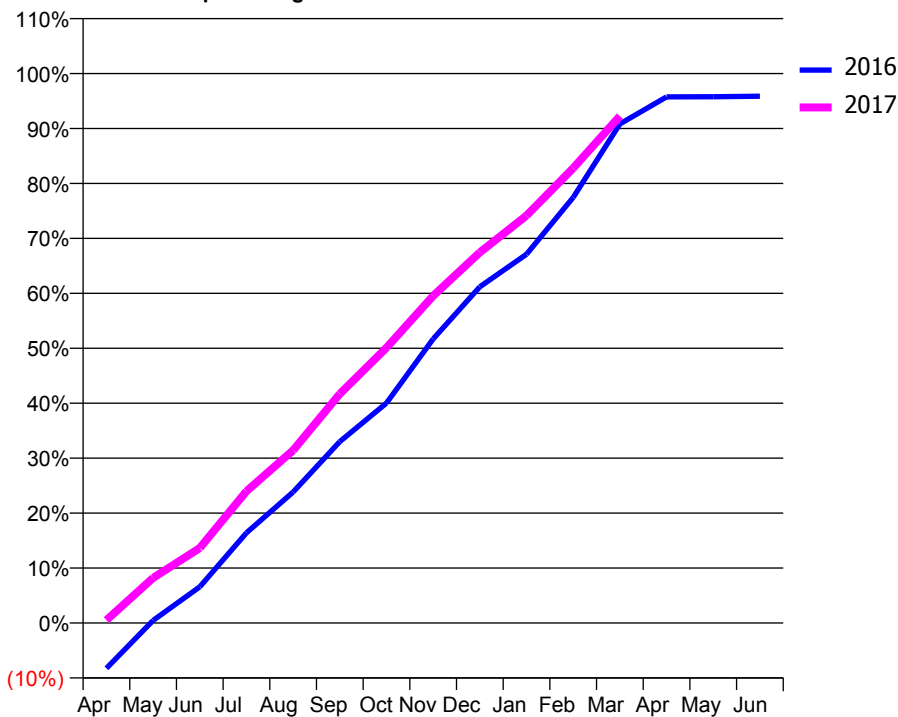
ACCESS*

Patients seen in 24 months	Total	Change since previous quarter
Quarter ending March 2016	13,451	
Quarter ending June 2016	13,540	→
Quarter ending September 2016	13,609	→
Quarter ending December 2016	13,594	→
Quarter ending March 2017	13,525	→
Variance since March 2016	0.6%	→



ACTIVITY

Cumulative percentage of contracted UDA delivered 2016 & 2017



Month	Adjusted Scheduled Activity (UDA)	
	2016	2017
April	-3,329	209
May	190	3,306
June	2,656	5,494
July	6,609	9,658
August	9,602	12,659
September	13,290	16,790
October	16,115	20,175
November	20,819	23,976
December	24,643	27,163
January	27,022	29,857
February	31,192	33,332
March	36,574	37,149
April	38,556	
May	38,569	
June	38,601	

QUALITY

	Quantity	Base Number	Contract	AT	Region	England
% of FP17s for the same patient ID Re-attending within 3 months - Children	704	4,677	15.1%	12.9%	13.3%	12.3%
% of FP17s for the same patient ID Re-attending within 3 months - Adults	2,877	14,672	19.6%	17.6%	17.3%	16.7%
% of FP17s for the same patient ID Re-attending between 3 & 9 months - Children	2,388	4,677	51.1%	56.2%	58.9%	57.6%
% of FP17s for the same patient ID Re-attending between 3 & 9 months - Adults	6,982	14,672	47.6%	49.9%	52.2%	50.1%
% of FP17s for Band 1 Urgent Courses	1,971	18,055	10.9%	10.4%	9.2%	9.1%
% of FP17s Relating to Free Repair or Replacements	391	18,055	2.2%	0.9%	1.0%	0.8%
% of FP17s Relating to Continuations	231	18,055	1.3%	1.3%	1.4%	1.2%
% of Patients satisfied with the dentistry they have received	11	14	78.6%	92.1%	93.1%	92.8%
% of Patients satisfied with the time they had to wait for an appointment	12	14	85.7%	88.1%	89.5%	88.7%

* This is based on patients treated on this contract for their most recent course of treatment. Figures in italics indicate the base number of FP17s or Patient Questionnaire responses are less than 100. N/A is shown where the base number of responses is less than 10 during the period. % is calculated as Quantity/Base number*100

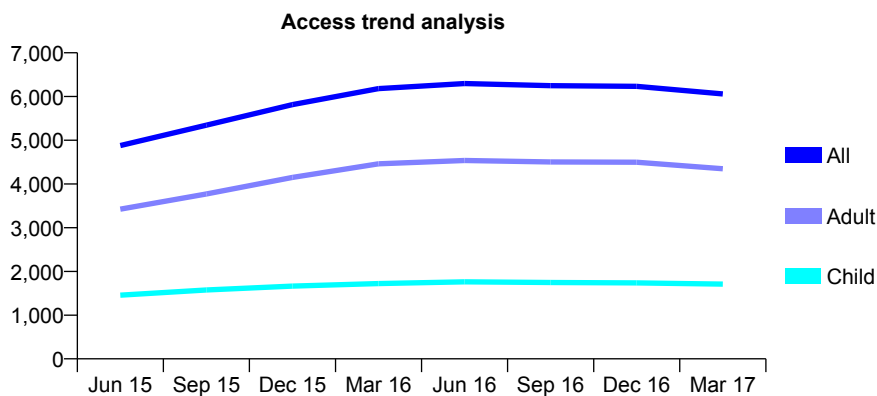
Q46 - Vital Signs At a Glance Contract Report for 191515/0001 - March 2017

Name or company name	Birch Dental Practice
Contract type name	GDS Contract
Purpose of contract	General
Contract start date	01/05/2014
Contract end date	

16/17 Contracted general activity (UDA)	20,344
Carry forward general activity (UDA)	146
16/17 Contracted orthodontic activity (UOA)	0
Carry forward orthodontic activity (UOA)	0
Baseline contract value	£623,890.51

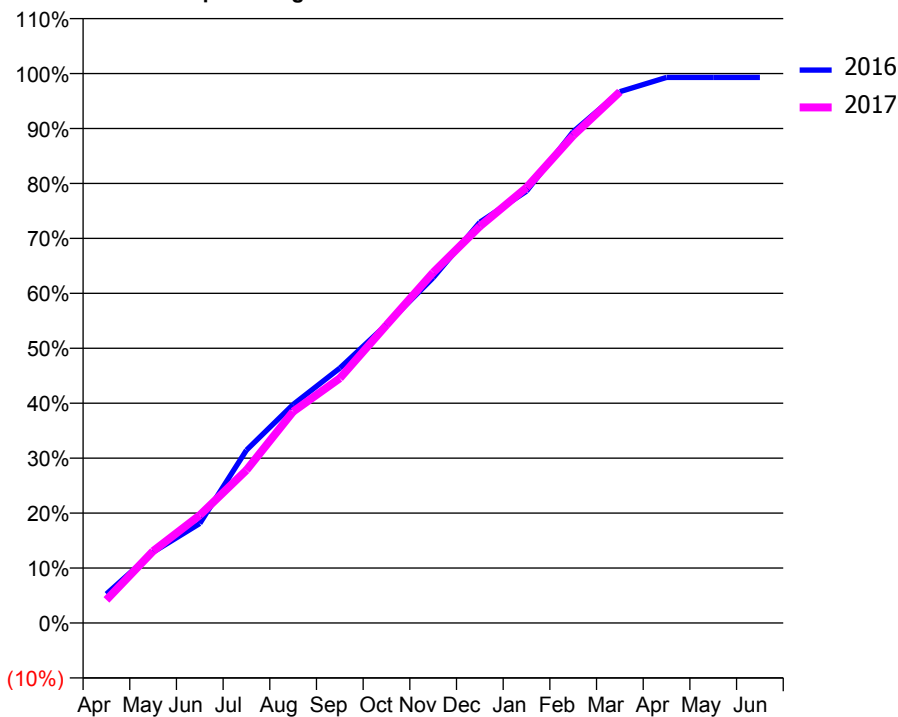
ACCESS*

Patients seen in 24 months	Total	Change since previous quarter
Quarter ending March 2016	6,182	
Quarter ending June 2016	6,297	→
Quarter ending September 2016	6,249	→
Quarter ending December 2016	6,232	→
Quarter ending March 2017	6,059	↓
Variance since March 2016	(2.0%)	↓



ACTIVITY

Cumulative percentage of contracted UDA delivered 2016 & 2017



Month	Adjusted Scheduled Activity (UDA)	
	2016	2017
April	1,090	857
May	2,661	2,663
June	3,738	3,989
July	6,488	5,660
August	8,200	7,826
September	9,566	9,063
October	11,203	11,029
November	12,961	12,978
December	15,044	14,685
January	16,206	16,121
February	18,440	18,046
March	19,939	19,666
April	20,478	
May	20,478	
June	20,478	

QUALITY

	Quantity	Base Number	Contract	AT	Region	England
% of FP17s for the same patient ID Re-attending within 3 months - Children	259	1,977	13.1%	12.9%	13.3%	12.3%
% of FP17s for the same patient ID Re-attending within 3 months - Adults	1,318	5,068	26.0%	17.6%	17.3%	16.7%
% of FP17s for the same patient ID Re-attending between 3 & 9 months - Children	696	1,977	35.2%	56.2%	58.9%	57.6%
% of FP17s for the same patient ID Re-attending between 3 & 9 months - Adults	1,457	5,068	28.7%	49.9%	52.2%	50.1%
% of FP17s for Band 1 Urgent Courses	944	5,839	16.2%	10.4%	9.2%	9.1%
% of FP17s Relating to Free Repair or Replacements	62	5,839	1.1%	0.9%	1.0%	0.8%
% of FP17s Relating to Continuations	210	5,839	3.6%	1.3%	1.4%	1.2%
% of Patients satisfied with the dentistry they have received	0	1	N/A	92.1%	93.1%	92.8%
% of Patients satisfied with the time they had to wait for an appointment	0	1	N/A	88.1%	89.5%	88.7%

* This is based on patients treated on this contract for their most recent course of treatment. Figures in italics indicate the base number of FP17s or Patient Questionnaire responses are less than 100. N/A is shown where the base number of responses is less than 10 during the period. % is calculated as Quantity/Base number*100

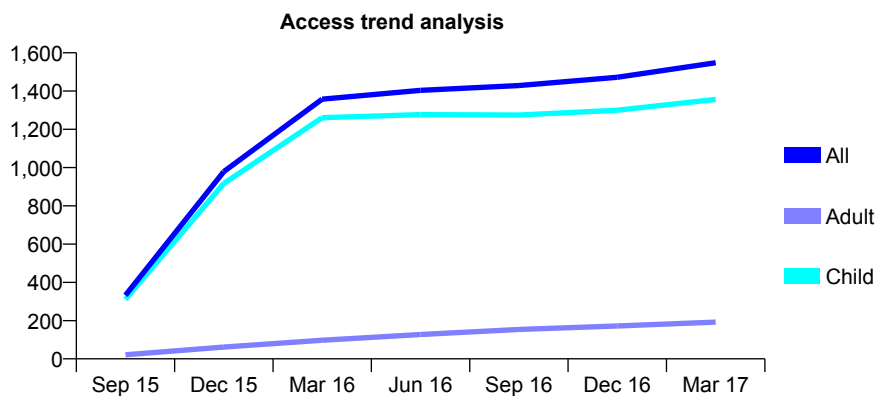
Q46 - Vital Signs At a Glance Contract Report for 191574/0001 - March 2017

Name or company name	Highton and Bate
Contract type name	GDS Contract
Purpose of contract	General
Contract start date	01/08/2015
Contract end date	

16/17 Contracted general activity (UDA)	4,200
Carry forward general activity (UDA)	-84
16/17 Contracted orthodontic activity (UOA)	0
Carry forward orthodontic activity (UOA)	0
Baseline contract value	£117,794.53

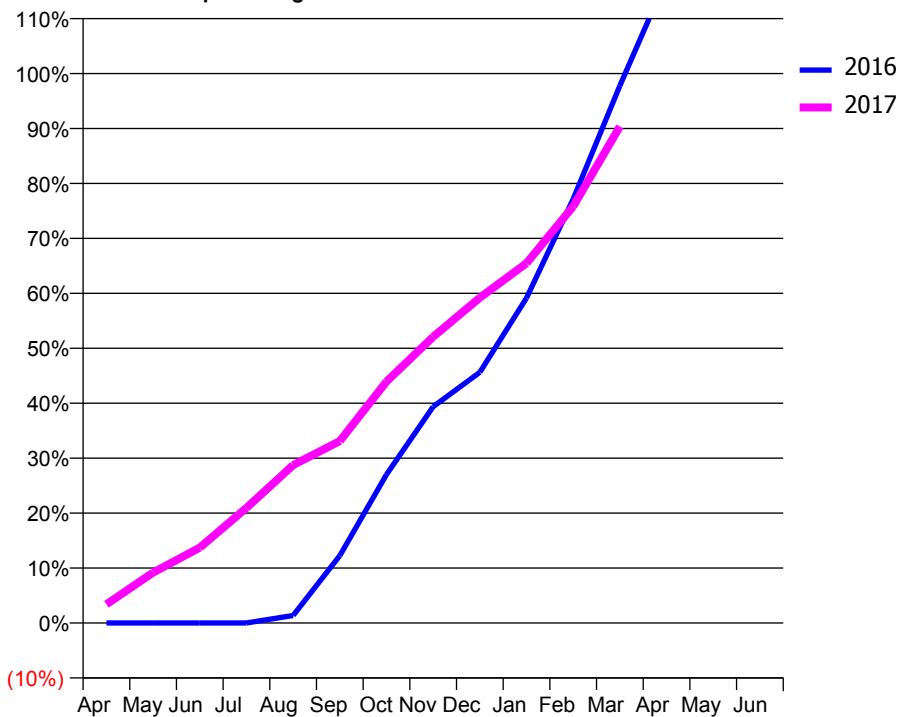
ACCESS*

Patients seen in 24 months	Total	Change since previous quarter
Quarter ending March 2016	1,358	
Quarter ending June 2016	1,404	↑
Quarter ending September 2016	1,429	→
Quarter ending December 2016	1,472	↑
Quarter ending March 2017	1,548	↑
Variance since March 2016	14.0%	↑



ACTIVITY

Cumulative percentage of contracted UDA delivered 2016 & 2017



Month	Adjusted Scheduled Activity (UDA)	
	2016	2017
April	0	143
May	0	385
June	0	576
July	0	880
August	38	1,207
September	343	1,391
October	756	1,846
November	1,101	2,188
December	1,276	2,486
January	1,654	2,750
February	2,157	3,185
March	2,734	3,795
April	3,277	
May	3,280	
June	3,280	

QUALITY

	Quantity	Base Number	Contract	AT	Region	England
% of FP17s for the same patient ID Re-attending within 3 months - Children	480	2,859	16.8%	12.9%	13.3%	12.3%
% of FP17s for the same patient ID Re-attending within 3 months - Adults	19	208	9.1%	17.6%	17.3%	16.7%
% of FP17s for the same patient ID Re-attending between 3 & 9 months - Children	1,988	2,859	69.5%	56.2%	58.9%	57.6%
% of FP17s for the same patient ID Re-attending between 3 & 9 months - Adults	150	208	72.1%	49.9%	52.2%	50.1%
% of FP17s for Band 1 Urgent Courses	81	2,711	3.0%	10.4%	9.2%	9.1%
% of FP17s Relating to Free Repair or Replacements	2	2,711	0.1%	0.9%	1.0%	0.8%
% of FP17s Relating to Continuations	6	2,711	0.2%	1.3%	1.4%	1.2%
% of Patients satisfied with the dentistry they have received	2	2	N/A	92.1%	93.1%	92.8%
% of Patients satisfied with the time they had to wait for an appointment	2	2	N/A	88.1%	89.5%	88.7%

* This is based on patients treated on this contract for their most recent course of treatment. Figures in italics indicate the base number of FP17s or Patient Questionnaire responses are less than 100. N/A is shown where the base number of responses is less than 10 during the period. % is calculated as Quantity/Base number*100

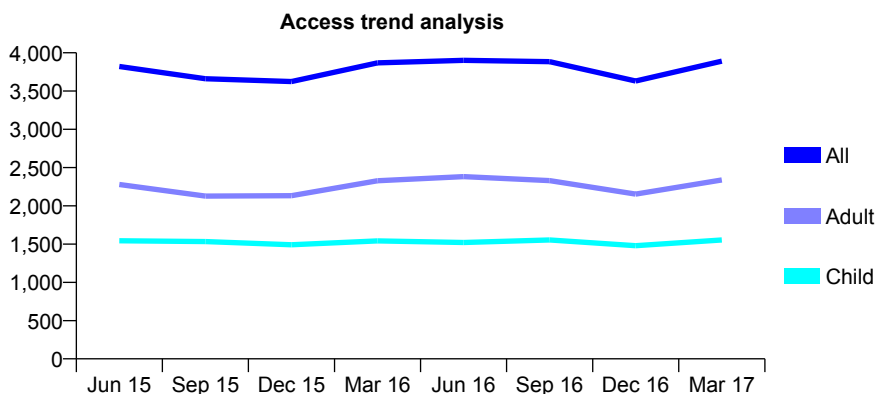
Q46 - Vital Signs At a Glance Contract Report for 191809/0001 - March 2017

Name or company name	Swinton Practice Ltd
Contract type name	GDS Contract
Purpose of contract	General
Contract start date	01/07/2010
Contract end date	

16/17 Contracted general activity (UDA)	12,066
Carry forward general activity (UDA)	192
16/17 Contracted orthodontic activity (UOA)	0
Carry forward orthodontic activity (UOA)	0
Baseline contract value	£315,982.67

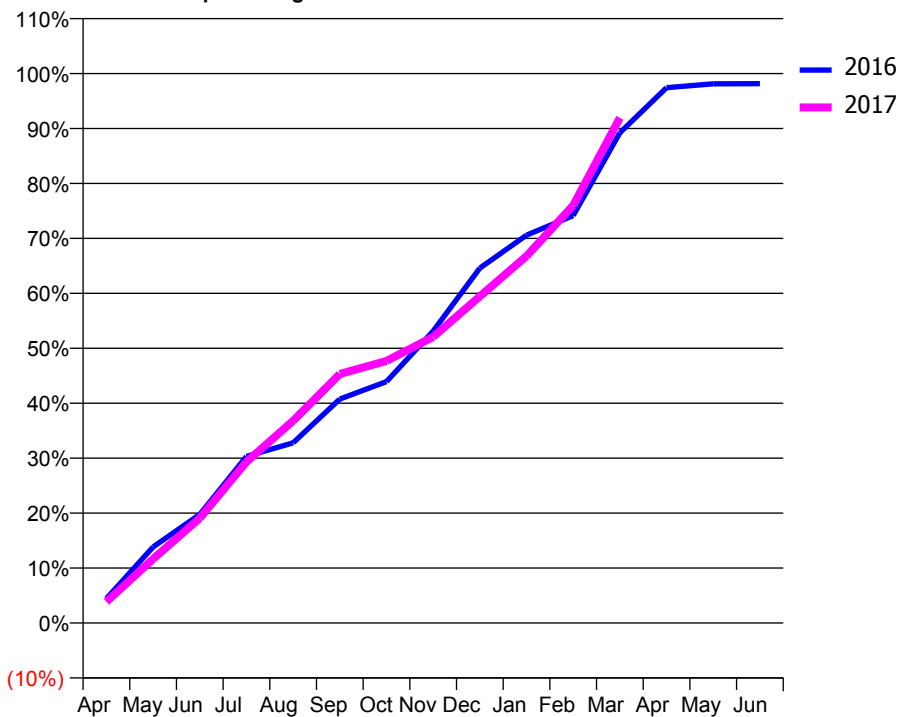
ACCESS*

Patients seen in 24 months	Total	Change since previous quarter
Quarter ending March 2016	3,869	
Quarter ending June 2016	3,901	→
Quarter ending September 2016	3,884	→
Quarter ending December 2016	3,632	↓
Quarter ending March 2017	3,891	↑
Variance since March 2016	0.6%	→



ACTIVITY

Cumulative percentage of contracted UDA delivered 2016 & 2017



Month	Adjusted Scheduled Activity (UDA)	
	2016	2017
April	537	468
May	1,670	1,406
June	2,385	2,302
July	3,658	3,539
August	3,956	4,441
September	4,918	5,469
October	5,300	5,756
November	6,410	6,282
December	7,792	7,172
January	8,517	8,057
February	8,947	9,168
March	10,766	11,094
April	11,754	
May	11,838	
June	11,841	

QUALITY

	Quantity	Base Number	Contract	AT	Region	England
% of FP17s for the same patient ID Re-attending within 3 months - Children	145	2,026	7.2%	12.9%	13.3%	12.3%
% of FP17s for the same patient ID Re-attending within 3 months - Adults	230	2,383	9.7%	17.6%	17.3%	16.7%
% of FP17s for the same patient ID Re-attending between 3 & 9 months - Children	830	2,026	41.0%	56.2%	58.9%	57.6%
% of FP17s for the same patient ID Re-attending between 3 & 9 months - Adults	584	2,383	24.5%	49.9%	52.2%	50.1%
% of FP17s for Band 1 Urgent Courses	170	4,023	4.2%	10.4%	9.2%	9.1%
% of FP17s Relating to Free Repair or Replacements	8	4,023	0.2%	0.9%	1.0%	0.8%
% of FP17s Relating to Continuations	26	4,023	0.6%	1.3%	1.4%	1.2%
% of Patients satisfied with the dentistry they have received	4	4	N/A	92.1%	93.1%	92.8%
% of Patients satisfied with the time they had to wait for an appointment	4	4	N/A	88.1%	89.5%	88.7%

* This is based on patients treated on this contract for their most recent course of treatment. Figures in italics indicate the base number of FP17s or Patient Questionnaire responses are less than 100. N/A is shown where the base number of responses is less than 10 during the period. % is calculated as Quantity/Base number*100

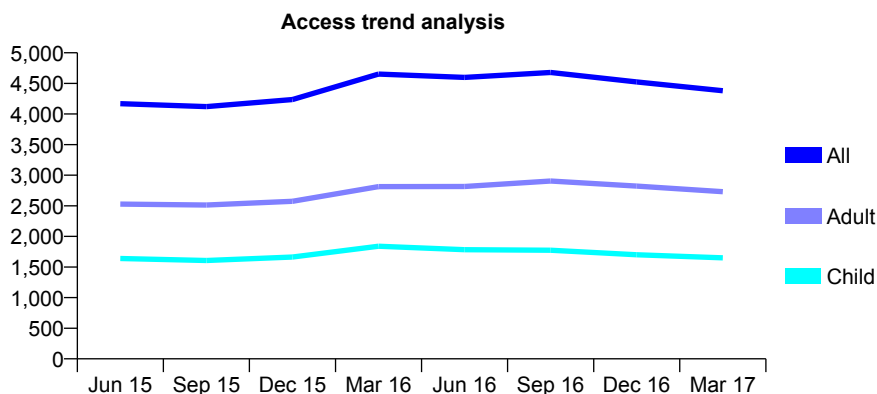
Q46 - Vital Signs At a Glance Contract Report for 191809/0002 - March 2017

Name or company name	Swinton Practice Ltd
Contract type name	GDS Contract
Purpose of contract	General
Contract start date	01/07/2010
Contract end date	

16/17 Contracted general activity (UDA)	14,721
Carry forward general activity (UDA)	192
16/17 Contracted orthodontic activity (UOA)	0
Carry forward orthodontic activity (UOA)	0
Baseline contract value	£350,726.09

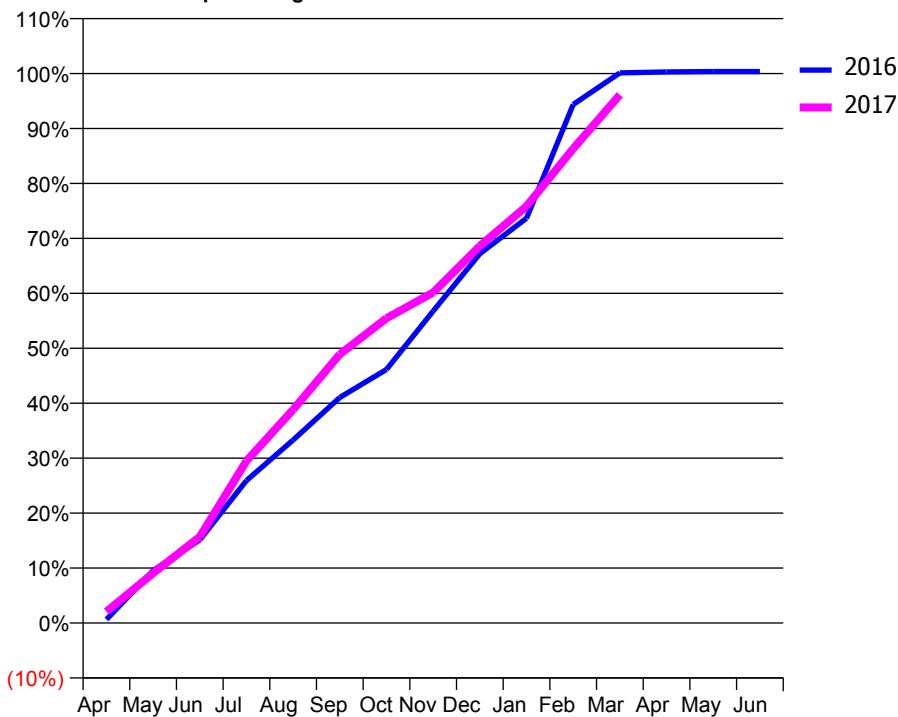
ACCESS*

Patients seen in 24 months	Total	Change since previous quarter
Quarter ending March 2016	4,653	
Quarter ending June 2016	4,598	↓
Quarter ending September 2016	4,679	→
Quarter ending December 2016	4,523	↓
Quarter ending March 2017	4,381	↓
Variance since March 2016	(5.8%)	↓



ACTIVITY

Cumulative percentage of contracted UDA delivered 2016 & 2017



Month	Adjusted Scheduled Activity (UDA)	
	2016	2017
April	95	306
May	1,405	1,335
June	2,228	2,310
July	3,817	4,342
August	4,905	5,718
September	6,044	7,201
October	6,791	8,165
November	8,357	8,853
December	9,894	10,099
January	10,845	11,166
February	13,891	12,709
March	14,738	14,151
April	14,761	
May	14,772	
June	14,772	

QUALITY

	Quantity	Base Number	Contract	AT	Region	England
% of FP17s for the same patient ID Re-attending within 3 months - Children	205	2,363	8.7%	12.9%	13.3%	12.3%
% of FP17s for the same patient ID Re-attending within 3 months - Adults	389	3,452	11.3%	17.6%	17.3%	16.7%
% of FP17s for the same patient ID Re-attending between 3 & 9 months - Children	1,184	2,363	50.1%	56.2%	58.9%	57.6%
% of FP17s for the same patient ID Re-attending between 3 & 9 months - Adults	1,348	3,452	39.0%	49.9%	52.2%	50.1%
% of FP17s for Band 1 Urgent Courses	354	5,800	6.1%	10.4%	9.2%	9.1%
% of FP17s Relating to Free Repair or Replacements	19	5,800	0.3%	0.9%	1.0%	0.8%
% of FP17s Relating to Continuations	23	5,800	0.4%	1.3%	1.4%	1.2%
% of Patients satisfied with the dentistry they have received	3	3	N/A	92.1%	93.1%	92.8%
% of Patients satisfied with the time they had to wait for an appointment	2	3	N/A	88.1%	89.5%	88.7%

* This is based on patients treated on this contract for their most recent course of treatment. Figures in italics indicate the base number of FP17s or Patient Questionnaire responses are less than 100. N/A is shown where the base number of responses is less than 10 during the period. % is calculated as Quantity/Base number*100

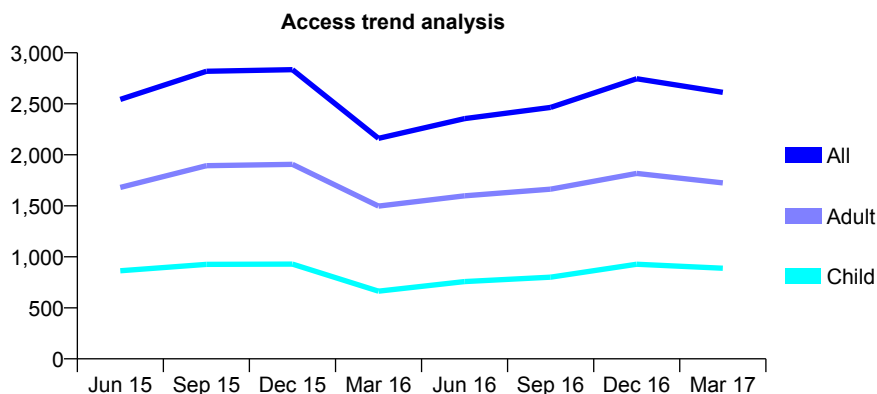
Q46 - Vital Signs At a Glance Contract Report for 191809/0003 - March 2017

Name or company name	Swinton Practice Ltd
Contract type name	GDS Contract
Purpose of contract	General
Contract start date	01/07/2010
Contract end date	

16/17 Contracted general activity (UDA)	7,840
Carry forward general activity (UDA)	194
16/17 Contracted orthodontic activity (UOA)	0
Carry forward orthodontic activity (UOA)	0
Baseline contract value	£165,824.81

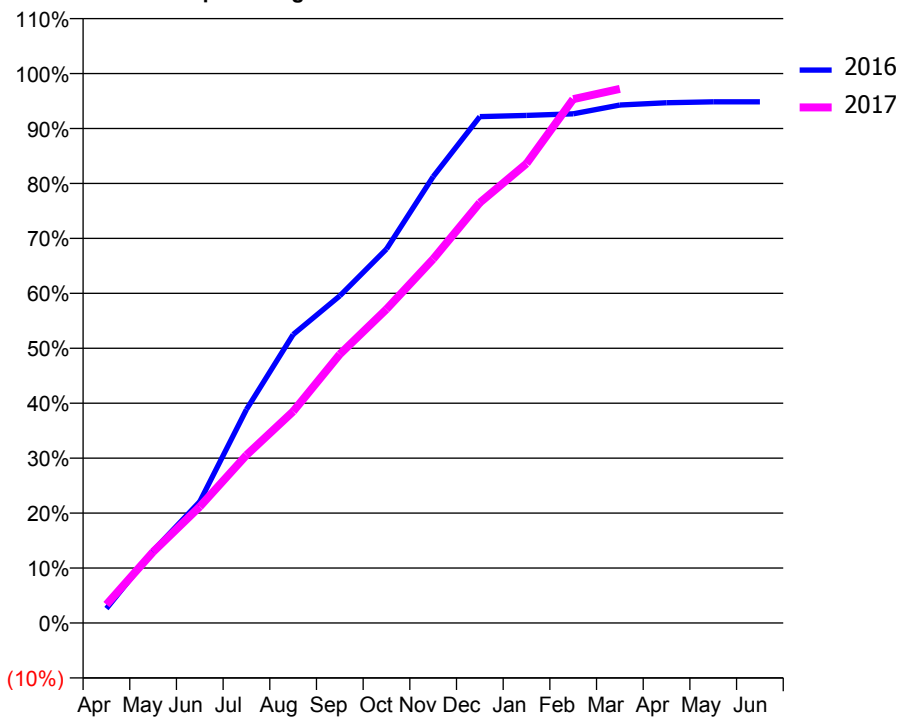
ACCESS*

Patients seen in 24 months	Total	Change since previous quarter
Quarter ending March 2016	2,162	
Quarter ending June 2016	2,355	↑
Quarter ending September 2016	2,465	↑
Quarter ending December 2016	2,746	↑
Quarter ending March 2017	2,613	↓
Variance since March 2016	20.9%	↑



ACTIVITY

Cumulative percentage of contracted UDA delivered 2016 & 2017



Month	Adjusted Scheduled Activity (UDA)	
	2016	2017
April	206	264
May	1,030	1,015
June	1,732	1,660
July	3,046	2,396
August	4,117	3,018
September	4,669	3,835
October	5,335	4,477
November	6,369	5,192
December	7,225	5,998
January	7,241	6,555
February	7,265	7,473
March	7,390	7,620
April	7,423	
May	7,435	
June	7,435	

QUALITY

	Quantity	Base Number	Contract	AT	Region	England
% of FP17s for the same patient ID Re-attending within 3 months - Children	72	1,135	6.3%	12.9%	13.3%	12.3%
% of FP17s for the same patient ID Re-attending within 3 months - Adults	138	2,103	6.6%	17.6%	17.3%	16.7%
% of FP17s for the same patient ID Re-attending between 3 & 9 months - Children	286	1,135	25.2%	56.2%	58.9%	57.6%
% of FP17s for the same patient ID Re-attending between 3 & 9 months - Adults	577	2,103	27.4%	49.9%	52.2%	50.1%
% of FP17s for Band 1 Urgent Courses	248	3,203	7.7%	10.4%	9.2%	9.1%
% of FP17s Relating to Free Repair or Replacements	8	3,203	0.2%	0.9%	1.0%	0.8%
% of FP17s Relating to Continuations	8	3,203	0.2%	1.3%	1.4%	1.2%
% of Patients satisfied with the dentistry they have received	3	3	N/A	92.1%	93.1%	92.8%
% of Patients satisfied with the time they had to wait for an appointment	3	3	N/A	88.1%	89.5%	88.7%

* This is based on patients treated on this contract for their most recent course of treatment. Figures in italics indicate the base number of FP17s or Patient Questionnaire responses are less than 100. N/A is shown where the base number of responses is less than 10 during the period. % is calculated as Quantity/Base number*100

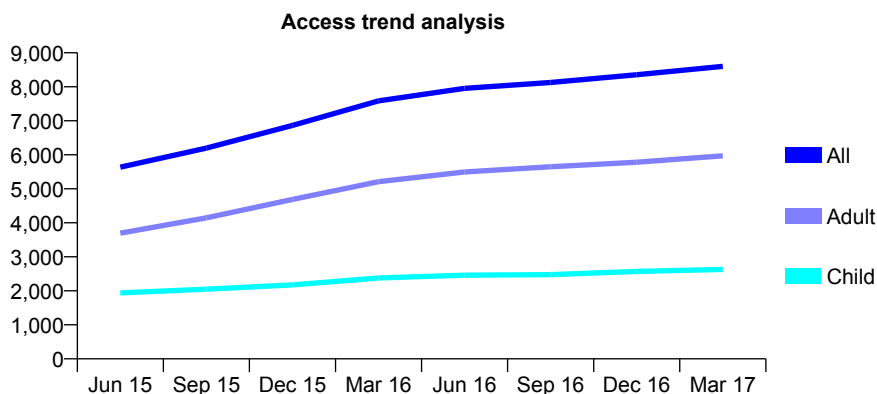
Q46 - Vital Signs At a Glance Contract Report for 192007/0001 - March 2017

Name or company name	M60 Dental Care, Mrs D Doyle
Contract type name	GDS Contract
Purpose of contract	General
Contract start date	01/10/2014
Contract end date	

16/17 Contracted general activity (UDA)	24,397
Carry forward general activity (UDA)	981
16/17 Contracted orthodontic activity (UOA)	0
Carry forward orthodontic activity (UOA)	0
Baseline contract value	£657,210.47

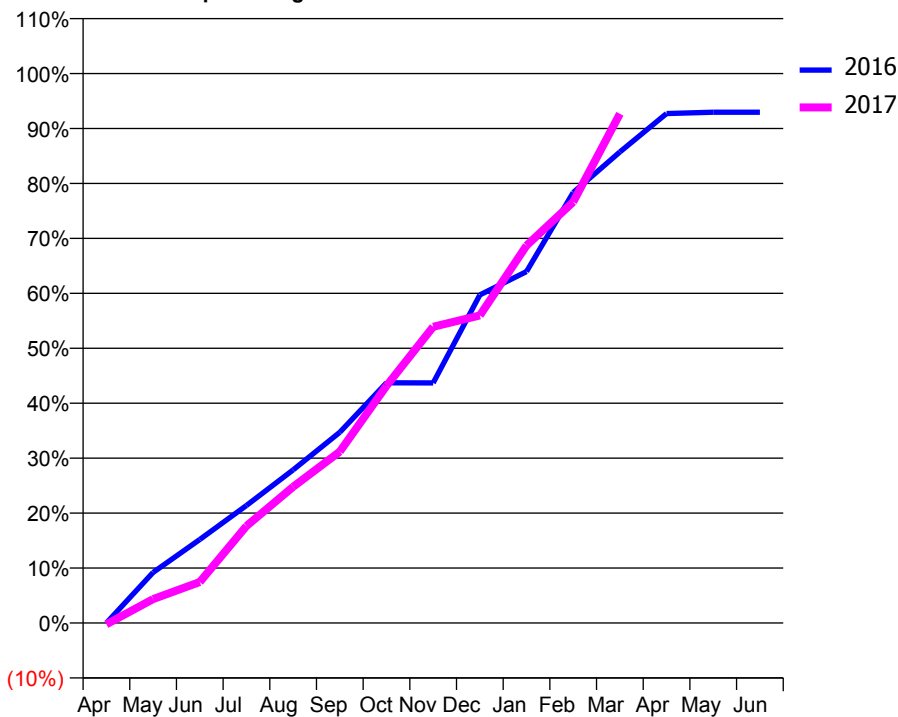
ACCESS*

Patients seen in 24 months	Total	Change since previous quarter
Quarter ending March 2016	7,586	
Quarter ending June 2016	7,956	↑
Quarter ending September 2016	8,127	↑
Quarter ending December 2016	8,354	↑
Quarter ending March 2017	8,600	↑
Variance since March 2016	13.4%	↑



ACTIVITY

Cumulative percentage of contracted UDA delivered 2016 & 2017



Adjusted Scheduled Activity (UDA)

Month	2016	2017
April	-2	-63
May	2,245	1,063
June	3,707	1,819
July	5,219	4,306
August	6,802	6,049
September	8,469	7,611
October	10,664	10,529
November	10,658	13,152
December	14,566	13,653
January	15,601	16,757
February	19,112	18,693
March	20,916	22,604
April	22,616	
May	22,680	
June	22,680	

QUALITY

	Quantity	Base Number	Contract	AT	Region	England
% of FP17s for the same patient ID Re-attending within 3 months - Children	423	4,257	9.9%	12.9%	13.3%	12.3%
% of FP17s for the same patient ID Re-attending within 3 months - Adults	1,167	8,191	14.2%	17.6%	17.3%	16.7%
% of FP17s for the same patient ID Re-attending between 3 & 9 months - Children	2,458	4,257	57.7%	56.2%	58.9%	57.6%
% of FP17s for the same patient ID Re-attending between 3 & 9 months - Adults	3,567	8,191	43.5%	49.9%	52.2%	50.1%
% of FP17s for Band 1 Urgent Courses	992	11,655	8.5%	10.4%	9.2%	9.1%
% of FP17s Relating to Free Repair or Replacements	38	11,655	0.3%	0.9%	1.0%	0.8%
% of FP17s Relating to Continuations	208	11,655	1.8%	1.3%	1.4%	1.2%
% of Patients satisfied with the dentistry they have received	34	38	89.5%	92.1%	93.1%	92.8%
% of Patients satisfied with the time they had to wait for an appointment	33	38	86.8%	88.1%	89.5%	88.7%

* This is based on patients treated on this contract for their most recent course of treatment. Figures in italics indicate the base number of FP17s or Patient Questionnaire responses are less than 100. N/A is shown where the base number of responses is less than 10 during the period. % is calculated as Quantity/Base number*100

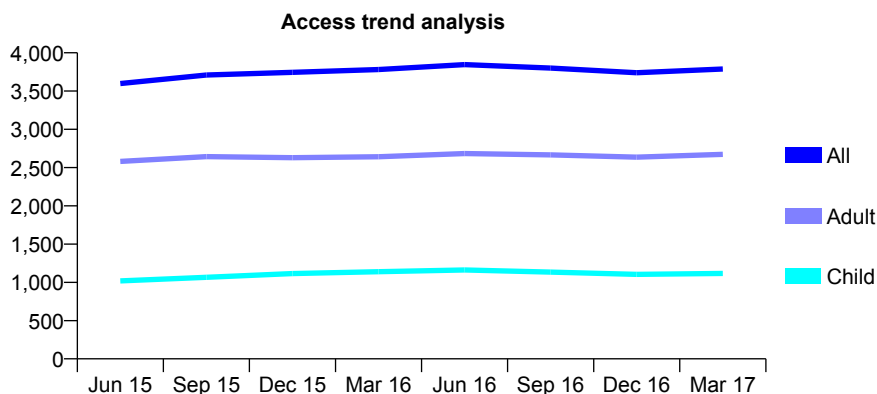
Q46 - Vital Signs At a Glance Contract Report for 193453/0001 - March 2017

Name or company name	ICS Dental Ltd
Contract type name	GDS Contract
Purpose of contract	General
Contract start date	01/12/2013
Contract end date	

16/17 Contracted general activity (UDA)	8,496
Carry forward general activity (UDA)	-41
16/17 Contracted orthodontic activity (UOA)	0
Carry forward orthodontic activity (UOA)	0
Baseline contract value	£221,337.30

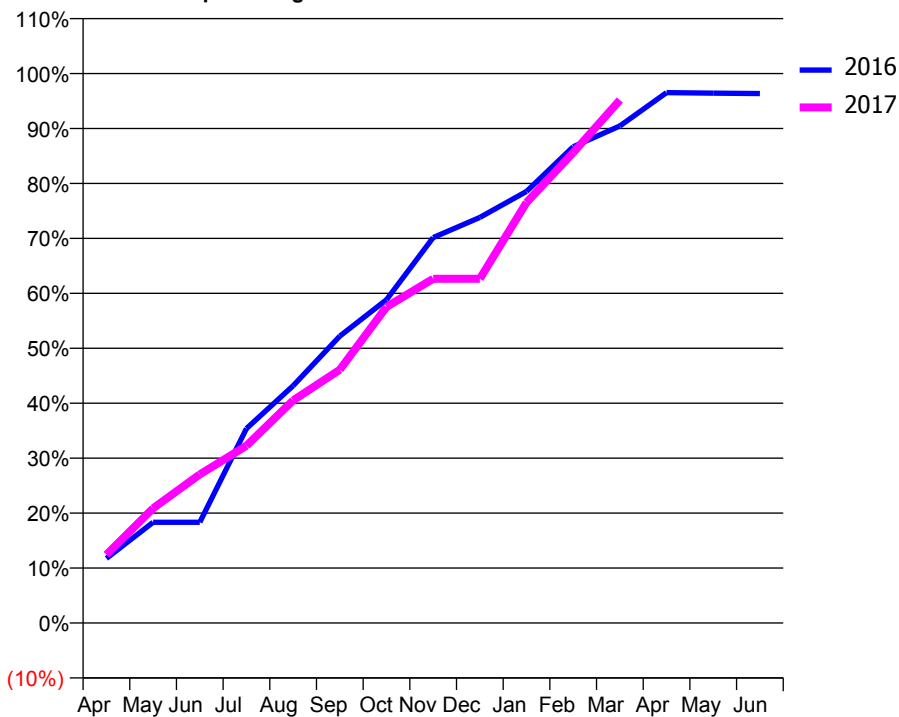
ACCESS*

Patients seen in 24 months	Total	Change since previous quarter
Quarter ending March 2016	3,781	
Quarter ending June 2016	3,846	→
Quarter ending September 2016	3,800	↓
Quarter ending December 2016	3,740	↓
Quarter ending March 2017	3,789	→
Variance since March 2016	0.2%	→



ACTIVITY

Cumulative percentage of contracted UDA delivered 2016 & 2017



Month	Adjusted Scheduled Activity (UDA)	
	2016	2017
April	997	1,057
May	1,553	1,774
June	1,553	2,298
July	3,001	2,742
August	3,659	3,442
September	4,425	3,916
October	4,986	4,888
November	5,945	5,323
December	6,257	5,323
January	6,657	6,502
February	7,346	7,272
March	7,666	8,085
April	8,182	
May	8,174	
June	8,168	

QUALITY

	Quantity	Base Number	Contract	AT	Region	England
% of FP17s for the same patient ID Re-attending within 3 months - Children	175	1,903	9.2%	12.9%	13.3%	12.3%
% of FP17s for the same patient ID Re-attending within 3 months - Adults	470	3,409	13.8%	17.6%	17.3%	16.7%
% of FP17s for the same patient ID Re-attending between 3 & 9 months - Children	1,162	1,903	61.1%	56.2%	58.9%	57.6%
% of FP17s for the same patient ID Re-attending between 3 & 9 months - Adults	1,349	3,409	39.6%	49.9%	52.2%	50.1%
% of FP17s for Band 1 Urgent Courses	299	4,218	7.1%	10.4%	9.2%	9.1%
% of FP17s Relating to Free Repair or Replacements	18	4,218	0.4%	0.9%	1.0%	0.8%
% of FP17s Relating to Continuations	14	4,218	0.3%	1.3%	1.4%	1.2%
% of Patients satisfied with the dentistry they have received	0	0	N/A	92.1%	93.1%	92.8%
% of Patients satisfied with the time they had to wait for an appointment	0	0	N/A	88.1%	89.5%	88.7%

* This is based on patients treated on this contract for their most recent course of treatment. Figures in italics indicate the base number of FP17s or Patient Questionnaire responses are less than 100. N/A is shown where the base number of responses is less than 10 during the period. % is calculated as Quantity/Base number*100

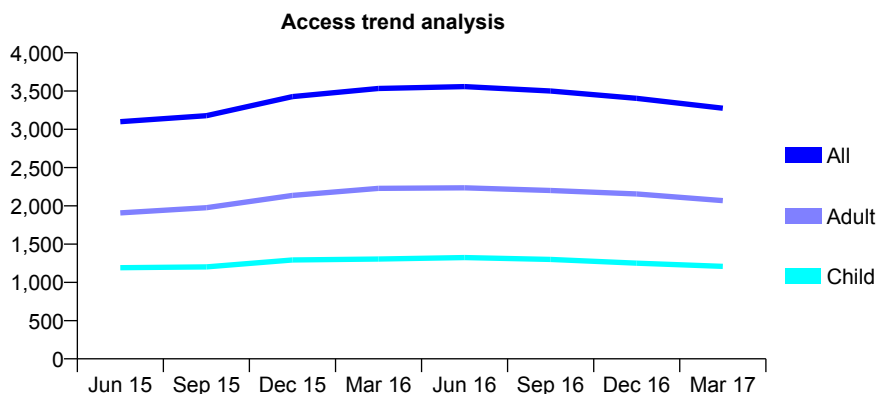
Q46 - Vital Signs At a Glance Contract Report for 194093/0001 - March 2017

Name or company name	Ravat and Ray Dental Care (Fitton Hill) Ltd
Contract type name	GDS Contract
Purpose of contract	General
Contract start date	01/10/2013
Contract end date	

16/17 Contracted general activity (UDA)	10,000
Carry forward general activity (UDA)	-200
16/17 Contracted orthodontic activity (UOA)	0
Carry forward orthodontic activity (UOA)	0
Baseline contract value	£300,297.30

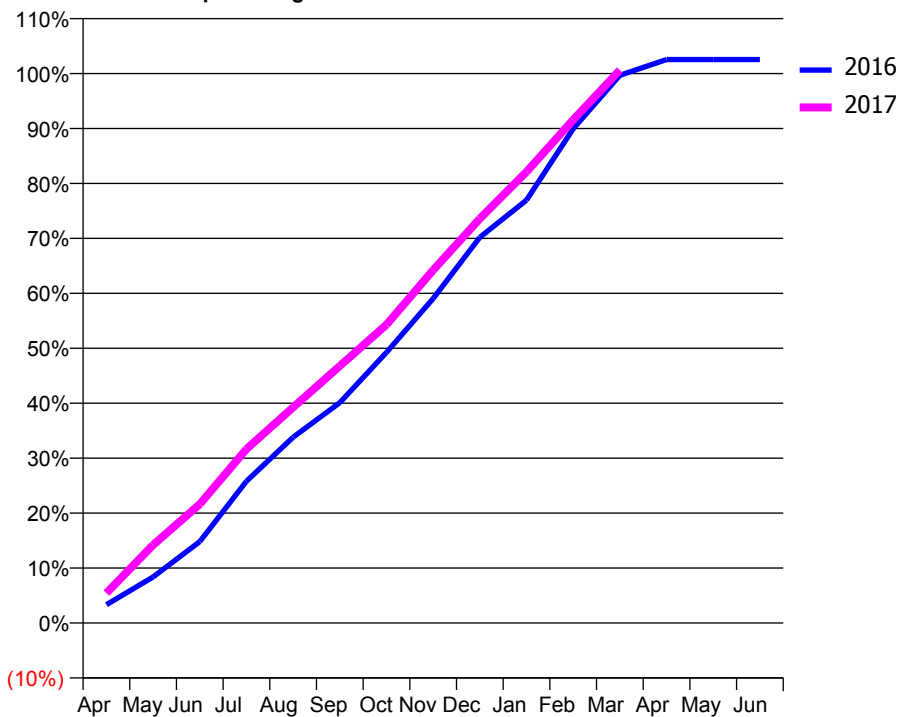
ACCESS*

Patients seen in 24 months	Total	Change since previous quarter
Quarter ending March 2016	3,533	
Quarter ending June 2016	3,559	→
Quarter ending September 2016	3,500	↓
Quarter ending December 2016	3,405	↓
Quarter ending March 2017	3,276	↓
Variance since March 2016	(7.3%)	↓



ACTIVITY

Cumulative percentage of contracted UDA delivered 2016 & 2017



Month	Adjusted Scheduled Activity (UDA)	
	2016	2017
April	334	545
May	839	1,421
June	1,482	2,162
July	2,581	3,167
August	3,381	3,926
September	4,010	4,678
October	4,924	5,431
November	5,905	6,421
December	7,020	7,359
January	7,696	8,212
February	8,995	9,156
March	9,967	10,062
April	10,254	
May	10,253	
June	10,253	

QUALITY

	Quantity	Base Number	Contract	AT	Region	England
% of FP17s for the same patient ID Re-attending within 3 months - Children	227	1,785	12.7%	12.9%	13.3%	12.3%
% of FP17s for the same patient ID Re-attending within 3 months - Adults	716	3,112	23.0%	17.6%	17.3%	16.7%
% of FP17s for the same patient ID Re-attending between 3 & 9 months - Children	1,085	1,785	60.8%	56.2%	58.9%	57.6%
% of FP17s for the same patient ID Re-attending between 3 & 9 months - Adults	1,718	3,112	55.2%	49.9%	52.2%	50.1%
% of FP17s for Band 1 Urgent Courses	672	4,754	14.1%	10.4%	9.2%	9.1%
% of FP17s Relating to Free Repair or Replacements	28	4,754	0.6%	0.9%	1.0%	0.8%
% of FP17s Relating to Continuations	12	4,754	0.3%	1.3%	1.4%	1.2%
% of Patients satisfied with the dentistry they have received	1	1	N/A	92.1%	93.1%	92.8%
% of Patients satisfied with the time they had to wait for an appointment	1	1	N/A	88.1%	89.5%	88.7%

* This is based on patients treated on this contract for their most recent course of treatment. Figures in italics indicate the base number of FP17s or Patient Questionnaire responses are less than 100. N/A is shown where the base number of responses is less than 10 during the period. % is calculated as Quantity/Base number*100

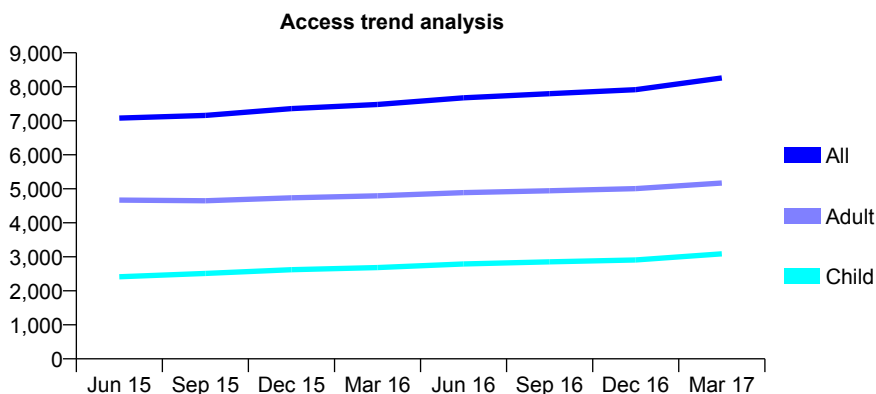
Q46 - Vital Signs At a Glance Contract Report for 194875/0001 - March 2017

Name or company name	Park House Dental Practice
Contract type name	GDS Contract
Purpose of contract	General
Contract start date	01/09/2012
Contract end date	

16/17 Contracted general activity (UDA)	24,208
Carry forward general activity (UDA)	647
16/17 Contracted orthodontic activity (UOA)	0
Carry forward orthodontic activity (UOA)	0
Baseline contract value	£717,619.21

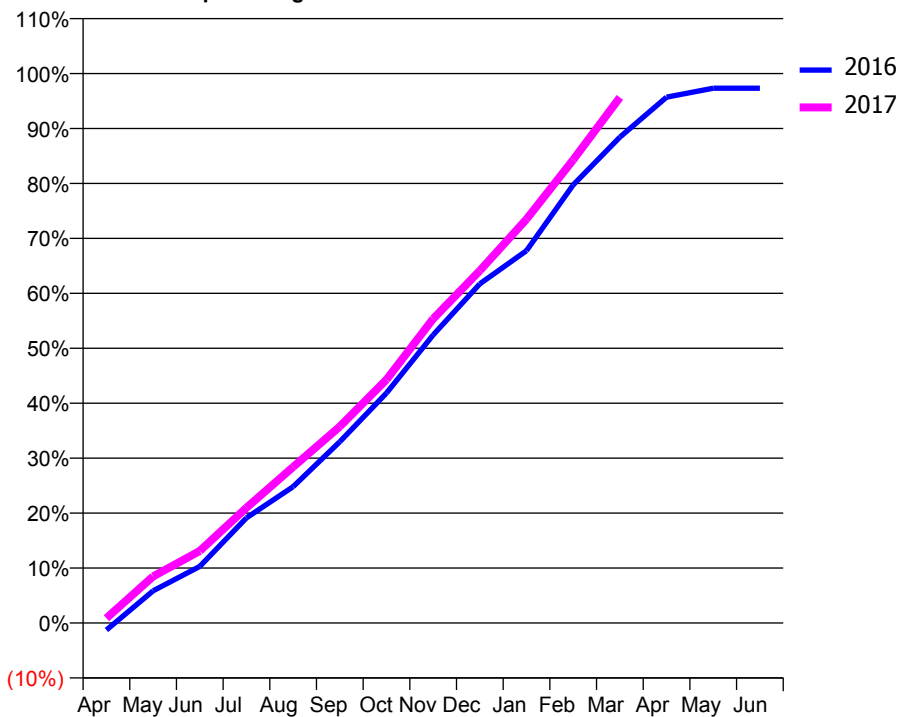
ACCESS*

Patients seen in 24 months	Total	Change since previous quarter
Quarter ending March 2016	7,480	
Quarter ending June 2016	7,678	↑
Quarter ending September 2016	7,797	→
Quarter ending December 2016	7,915	→
Quarter ending March 2017	8,259	↑
Variance since March 2016	10.4%	↑



ACTIVITY

Cumulative percentage of contracted UDA delivered 2016 & 2017



Month	Adjusted Scheduled Activity (UDA)	
	2016	2017
April	-314	217
May	1,420	2,052
June	2,494	3,174
July	4,632	5,078
August	6,004	6,876
September	7,985	8,656
October	10,128	10,723
November	12,693	13,404
December	14,940	15,525
January	16,403	17,793
February	19,300	20,404
March	21,402	23,154
April	23,168	
May	23,561	
June	23,561	

QUALITY

	Quantity	Base Number	Contract	AT	Region	England
% of FP17s for the same patient ID Re-attending within 3 months - Children	572	4,817	11.9%	12.9%	13.3%	12.3%
% of FP17s for the same patient ID Re-attending within 3 months - Adults	1,203	6,602	18.2%	17.6%	17.3%	16.7%
% of FP17s for the same patient ID Re-attending between 3 & 9 months - Children	2,388	4,817	49.6%	56.2%	58.9%	57.6%
% of FP17s for the same patient ID Re-attending between 3 & 9 months - Adults	2,417	6,602	36.6%	49.9%	52.2%	50.1%
% of FP17s for Band 1 Urgent Courses	1,125	10,551	10.7%	10.4%	9.2%	9.1%
% of FP17s Relating to Free Repair or Replacements	25	10,551	0.2%	0.9%	1.0%	0.8%
% of FP17s Relating to Continuations	109	10,551	1.0%	1.3%	1.4%	1.2%
% of Patients satisfied with the dentistry they have received	4	5	N/A	92.1%	93.1%	92.8%
% of Patients satisfied with the time they had to wait for an appointment	4	5	N/A	88.1%	89.5%	88.7%

* This is based on patients treated on this contract for their most recent course of treatment. Figures in italics indicate the base number of FP17s or Patient Questionnaire responses are less than 100. N/A is shown where the base number of responses is less than 10 during the period. % is calculated as Quantity/Base number*100

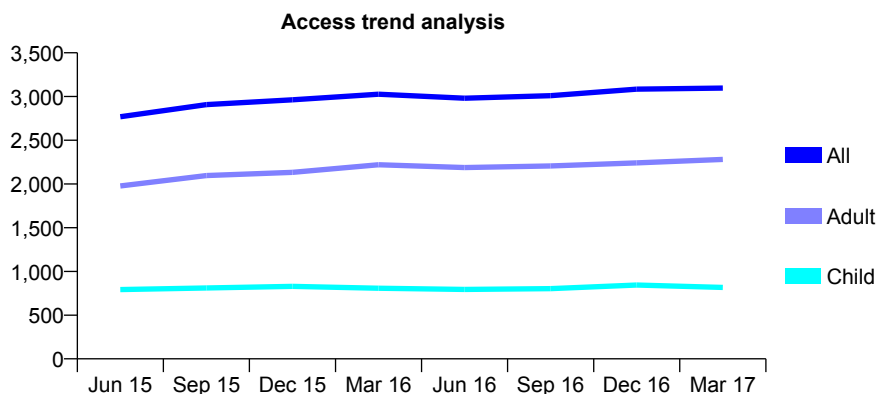
Q46 - Vital Signs At a Glance Contract Report for 194964/0001 - March 2017

Name or company name	Atherton Dental Centre
Contract type name	GDS Contract
Purpose of contract	General
Contract start date	01/11/2013
Contract end date	

16/17 Contracted general activity (UDA)	8,583
Carry forward general activity (UDA)	-109
16/17 Contracted orthodontic activity (UOA)	0
Carry forward orthodontic activity (UOA)	0
Baseline contract value	£245,817.41

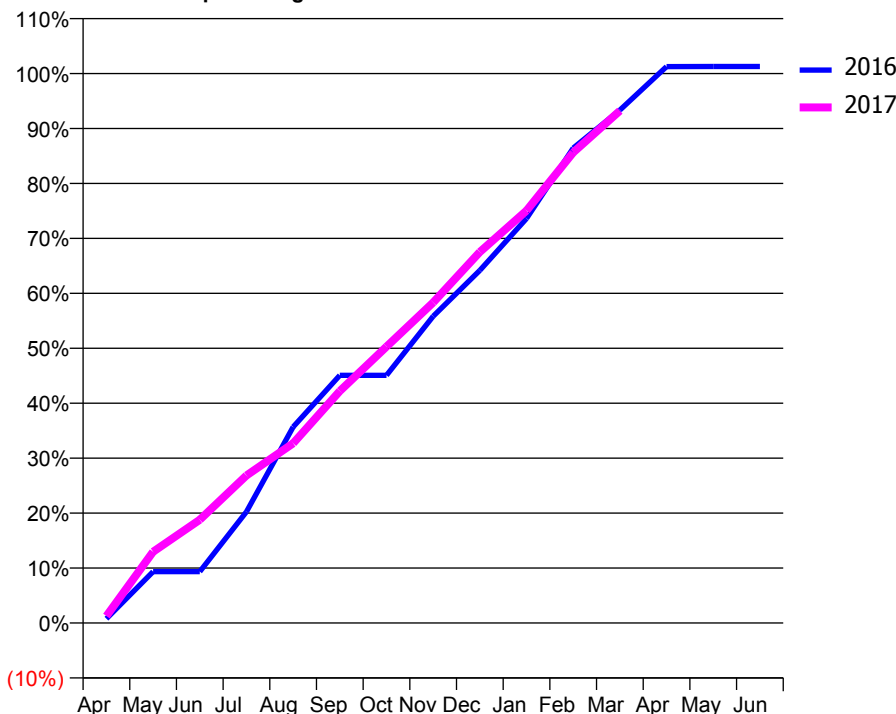
ACCESS*

Patients seen in 24 months	Total	Change since previous quarter
Quarter ending March 2016	3,027	
Quarter ending June 2016	2,981	↓
Quarter ending September 2016	3,009	→
Quarter ending December 2016	3,085	↑
Quarter ending March 2017	3,097	→
Variance since March 2016	2.3%	↑



ACTIVITY

Cumulative percentage of contracted UDA delivered 2016 & 2017



Month	Adjusted Scheduled Activity (UDA)	
	2016	2017
April	67	109
May	802	1,114
June	802	1,614
July	1,737	2,304
August	3,062	2,806
September	3,869	3,623
October	3,869	4,317
November	4,792	5,005
December	5,508	5,795
January	6,317	6,442
February	7,419	7,350
March	8,012	8,001
April	8,691	
May	8,692	
June	8,692	

QUALITY

	Quantity	Base Number	Contract	AT	Region	England
% of FP17s for the same patient ID Re-attending within 3 months - Children	101	1,064	9.5%	12.9%	13.3%	12.3%
% of FP17s for the same patient ID Re-attending within 3 months - Adults	497	2,785	17.8%	17.6%	17.3%	16.7%
% of FP17s for the same patient ID Re-attending between 3 & 9 months - Children	511	1,064	48.0%	56.2%	58.9%	57.6%
% of FP17s for the same patient ID Re-attending between 3 & 9 months - Adults	1,006	2,785	36.1%	49.9%	52.2%	50.1%
% of FP17s for Band 1 Urgent Courses	682	3,575	19.1%	10.4%	9.2%	9.1%
% of FP17s Relating to Free Repair or Replacements	12	3,575	0.3%	0.9%	1.0%	0.8%
% of FP17s Relating to Continuations	75	3,575	2.1%	1.3%	1.4%	1.2%
% of Patients satisfied with the dentistry they have received	0	0	N/A	92.1%	93.1%	92.8%
% of Patients satisfied with the time they had to wait for an appointment	0	0	N/A	88.1%	89.5%	88.7%

* This is based on patients treated on this contract for their most recent course of treatment. Figures in italics indicate the base number of FP17s or Patient Questionnaire responses are less than 100. N/A is shown where the base number of responses is less than 10 during the period. % is calculated as Quantity/Base number*100

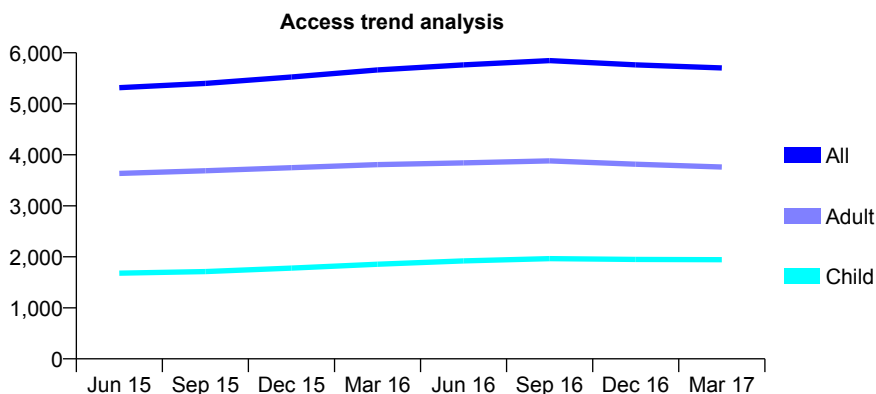
Q46 - Vital Signs At a Glance Contract Report for 195839/0004 - March 2017

Name or company name	Derby St Dentist Ltd
Contract type name	GDS Contract
Purpose of contract	General
Contract start date	01/07/2013
Contract end date	

16/17 Contracted general activity (UDA)	18,333
Carry forward general activity (UDA)	-242
16/17 Contracted orthodontic activity (UOA)	0
Carry forward orthodontic activity (UOA)	0
Baseline contract value	£459,970.40

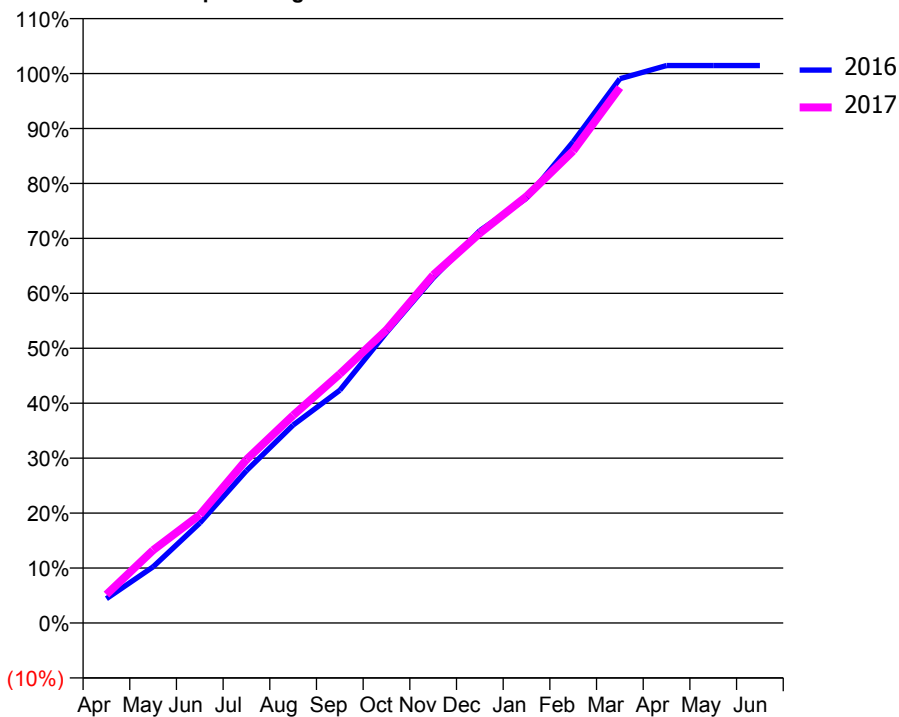
ACCESS*

Patients seen in 24 months	Total	Change since previous quarter
Quarter ending March 2016	5,664	
Quarter ending June 2016	5,763	→
Quarter ending September 2016	5,848	→
Quarter ending December 2016	5,764	↓
Quarter ending March 2017	5,703	↓
Variance since March 2016	0.7%	→



ACTIVITY

Cumulative percentage of contracted UDA delivered 2016 & 2017



Month	Adjusted Scheduled Activity (UDA)	
	2016	2017
April	819	950
May	1,893	2,431
June	3,366	3,609
July	5,130	5,454
August	6,669	6,927
September	7,841	8,309
October	9,787	9,781
November	11,621	11,607
December	13,216	13,008
January	14,309	14,235
February	16,211	15,751
March	18,332	17,862
April	18,778	
May	18,778	
June	18,775	

QUALITY

	Quantity	Base Number	Contract	AT	Region	England
% of FP17s for the same patient ID Re-attending within 3 months - Children	107	3,296	3.2%	12.9%	13.3%	12.3%
% of FP17s for the same patient ID Re-attending within 3 months - Adults	498	5,539	9.0%	17.6%	17.3%	16.7%
% of FP17s for the same patient ID Re-attending between 3 & 9 months - Children	2,420	3,296	73.4%	56.2%	58.9%	57.6%
% of FP17s for the same patient ID Re-attending between 3 & 9 months - Adults	3,534	5,539	63.8%	49.9%	52.2%	50.1%
% of FP17s for Band 1 Urgent Courses	541	8,543	6.3%	10.4%	9.2%	9.1%
% of FP17s Relating to Free Repair or Replacements	19	8,543	0.2%	0.9%	1.0%	0.8%
% of FP17s Relating to Continuations	42	8,543	0.5%	1.3%	1.4%	1.2%
% of Patients satisfied with the dentistry they have received	3	3	N/A	92.1%	93.1%	92.8%
% of Patients satisfied with the time they had to wait for an appointment	3	3	N/A	88.1%	89.5%	88.7%

* This is based on patients treated on this contract for their most recent course of treatment. Figures in italics indicate the base number of FP17s or Patient Questionnaire responses are less than 100. N/A is shown where the base number of responses is less than 10 during the period. % is calculated as Quantity/Base number*100

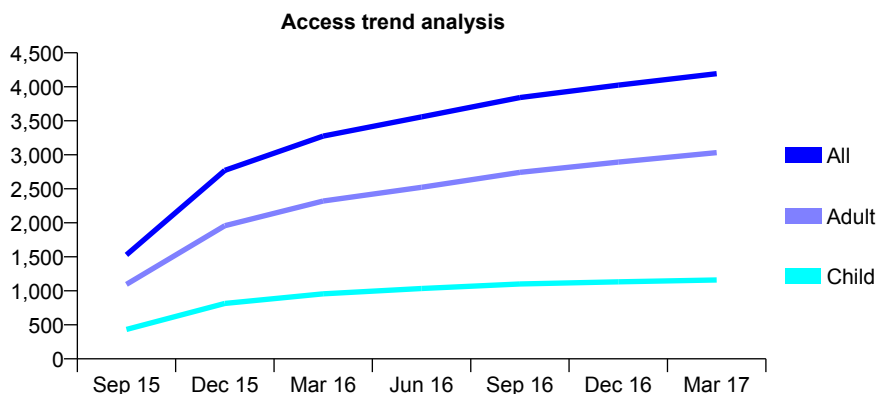
Q46 - Vital Signs At a Glance Contract Report for 197858/0001 - March 2017

Name or company name	Ram Dental Ltd
Contract type name	GDS Contract
Purpose of contract	General
Contract start date	01/07/2015
Contract end date	

16/17 Contracted general activity (UDA)	15,554
Carry forward general activity (UDA)	-311
16/17 Contracted orthodontic activity (UOA)	0
Carry forward orthodontic activity (UOA)	0
Baseline contract value	£473,122.25

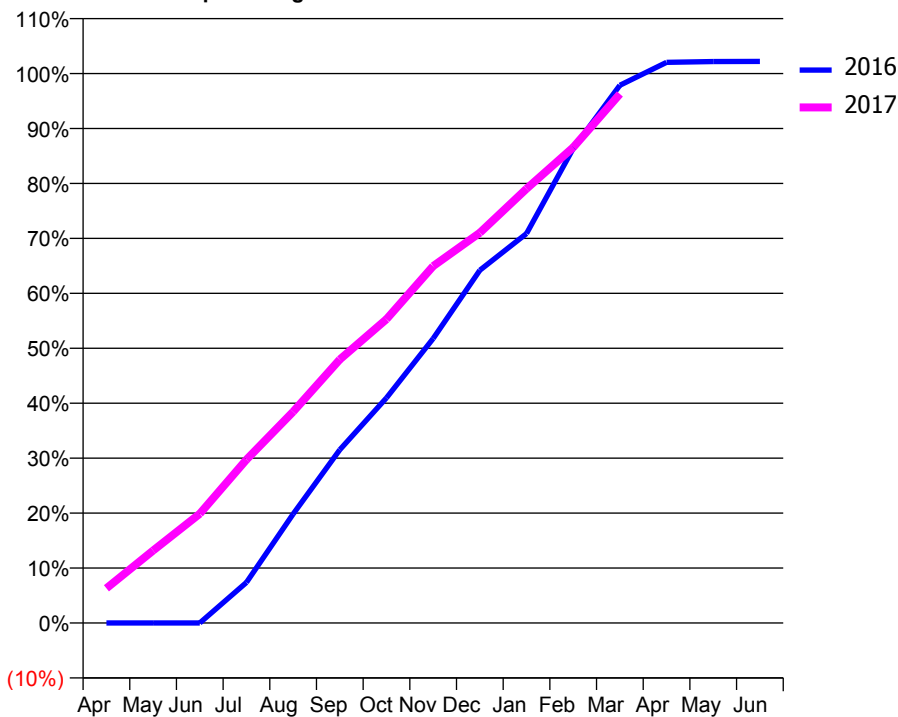
ACCESS*

Patients seen in 24 months	Total	Change since previous quarter
Quarter ending March 2016	3,276	
Quarter ending June 2016	3,557	↑
Quarter ending September 2016	3,843	↑
Quarter ending December 2016	4,025	↑
Quarter ending March 2017	4,193	↑
Variance since March 2016	28.0%	↑



ACTIVITY

Cumulative percentage of contracted UDA delivered 2016 & 2017



Month	Adjusted Scheduled Activity (UDA)	
	2016	2017
April	0	984
May	0	2,053
June	0	3,093
July	863	4,627
August	2,315	5,981
September	3,683	7,460
October	4,784	8,601
November	6,046	10,103
December	7,495	11,046
January	8,276	12,293
February	10,081	13,463
March	11,426	14,976
April	11,913	
May	11,929	
June	11,932	

QUALITY

	Quantity	Base Number	Contract	AT	Region	England
% of FP17s for the same patient ID Re-attending within 3 months - Children	182	2,012	9.0%	12.9%	13.3%	12.3%
% of FP17s for the same patient ID Re-attending within 3 months - Adults	881	4,936	17.8%	17.6%	17.3%	16.7%
% of FP17s for the same patient ID Re-attending between 3 & 9 months - Children	1,364	2,012	67.8%	56.2%	58.9%	57.6%
% of FP17s for the same patient ID Re-attending between 3 & 9 months - Adults	2,902	4,936	58.8%	49.9%	52.2%	50.1%
% of FP17s for Band 1 Urgent Courses	797	6,691	11.9%	10.4%	9.2%	9.1%
% of FP17s Relating to Free Repair or Replacements	21	6,691	0.3%	0.9%	1.0%	0.8%
% of FP17s Relating to Continuations	87	6,691	1.3%	1.3%	1.4%	1.2%
% of Patients satisfied with the dentistry they have received	5	5	N/A	92.1%	93.1%	92.8%
% of Patients satisfied with the time they had to wait for an appointment	4	5	N/A	88.1%	89.5%	88.7%

* This is based on patients treated on this contract for their most recent course of treatment. Figures in italics indicate the base number of FP17s or Patient Questionnaire responses are less than 100. N/A is shown where the base number of responses is less than 10 during the period. % is calculated as Quantity/Base number*100

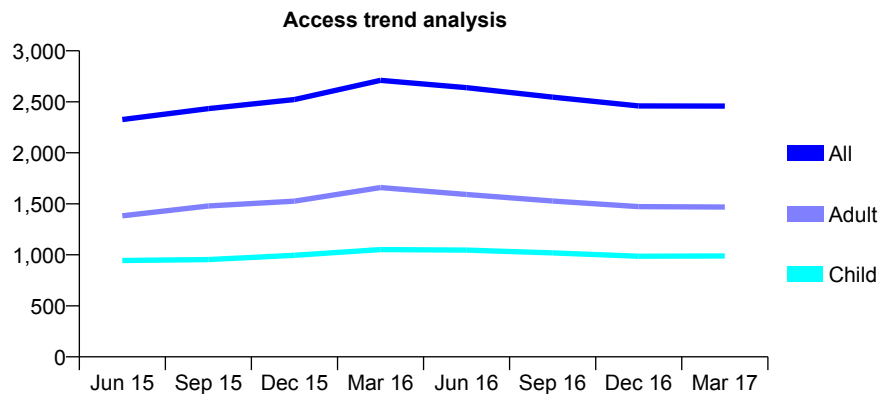
Q46 - Vital Signs At a Glance Contract Report for 198129/0001 - March 2017

Name or company name	Synergy Dental Clinic Bolton Ltd
Contract type name	GDS Contract
Purpose of contract	General
Contract start date	01/09/2013
Contract end date	

16/17 Contracted general activity (UDA)	6,386
Carry forward general activity (UDA)	-118
16/17 Contracted orthodontic activity (UOA)	0
Carry forward orthodontic activity (UOA)	0
Baseline contract value	£144,507.83

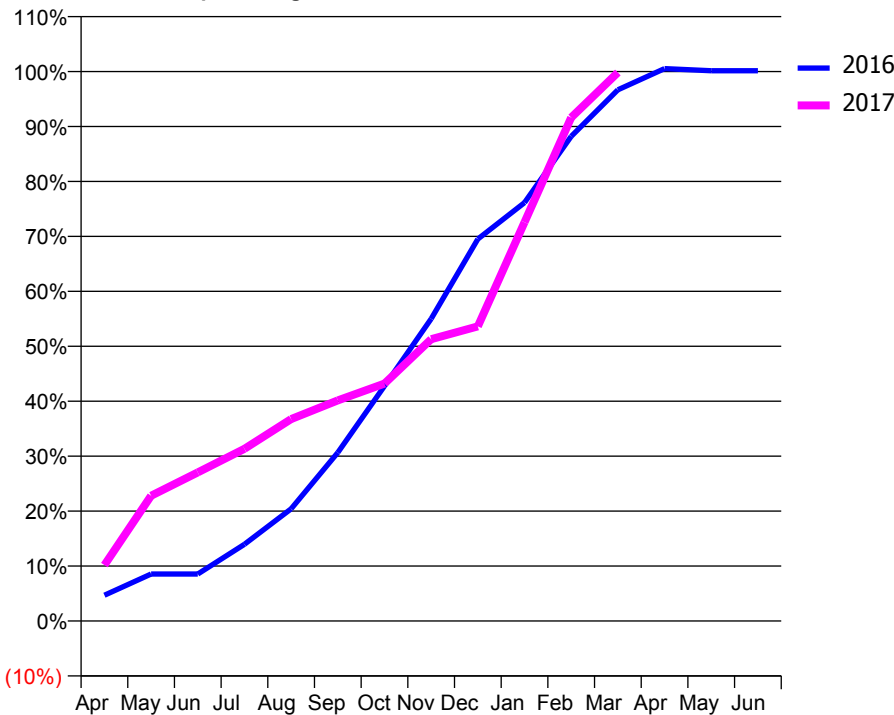
ACCESS*

Patients seen in 24 months	Total	Change since previous quarter
Quarter ending March 2016	2,710	
Quarter ending June 2016	2,639	↓
Quarter ending September 2016	2,546	↓
Quarter ending December 2016	2,459	↓
Quarter ending March 2017	2,458	→
Variance since March 2016	(9.3%)	↓



ACTIVITY

Cumulative percentage of contracted UDA delivered 2016 & 2017



Month	Adjusted Scheduled Activity (UDA)	
	2016	2017
April	300	651
May	545	1,456
June	545	1,728
July	889	2,002
August	1,299	2,348
September	1,951	2,564
October	2,723	2,759
November	3,502	3,275
December	4,425	3,424
January	4,847	4,634
February	5,615	5,851
March	6,155	6,375
April	6,400	
May	6,375	
June	6,375	

QUALITY

	Quantity	Base Number	Contract	AT	Region	England
% of FP17s for the same patient ID Re-attending within 3 months - Children	105	1,341	7.8%	12.9%	13.3%	12.3%
% of FP17s for the same patient ID Re-attending within 3 months - Adults	186	1,519	12.2%	17.6%	17.3%	16.7%
% of FP17s for the same patient ID Re-attending between 3 & 9 months - Children	771	1,341	57.5%	56.2%	58.9%	57.6%
% of FP17s for the same patient ID Re-attending between 3 & 9 months - Adults	698	1,519	46.0%	49.9%	52.2%	50.1%
% of FP17s for Band 1 Urgent Courses	160	2,810	5.7%	10.4%	9.2%	9.1%
% of FP17s Relating to Free Repair or Replacements	8	2,810	0.3%	0.9%	1.0%	0.8%
% of FP17s Relating to Continuations	2	2,810	0.1%	1.3%	1.4%	1.2%
% of Patients satisfied with the dentistry they have received	0	2	N/A	92.1%	93.1%	92.8%
% of Patients satisfied with the time they had to wait for an appointment	1	2	N/A	88.1%	89.5%	88.7%

* This is based on patients treated on this contract for their most recent course of treatment. Figures in italics indicate the base number of FP17s or Patient Questionnaire responses are less than 100. N/A is shown where the base number of responses is less than 10 during the period. % is calculated as Quantity/Base number*100

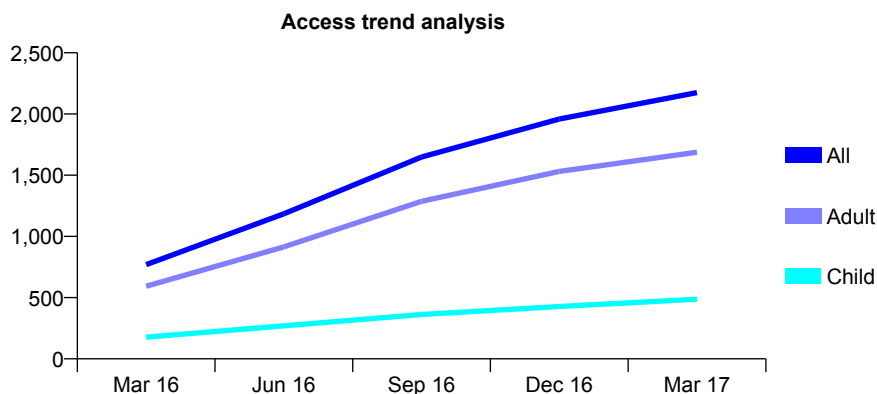
Q46 - Vital Signs At a Glance Contract Report for 198315/0001 - March 2017

Name or company name	Mrs S Riaz
Contract type name	GDS Contract
Purpose of contract	General
Contract start date	18/01/2016
Contract end date	

16/17 Contracted general activity (UDA)	7,201
Carry forward general activity (UDA)	68
16/17 Contracted orthodontic activity (UOA)	0
Carry forward orthodontic activity (UOA)	0
Baseline contract value	£193,064.47

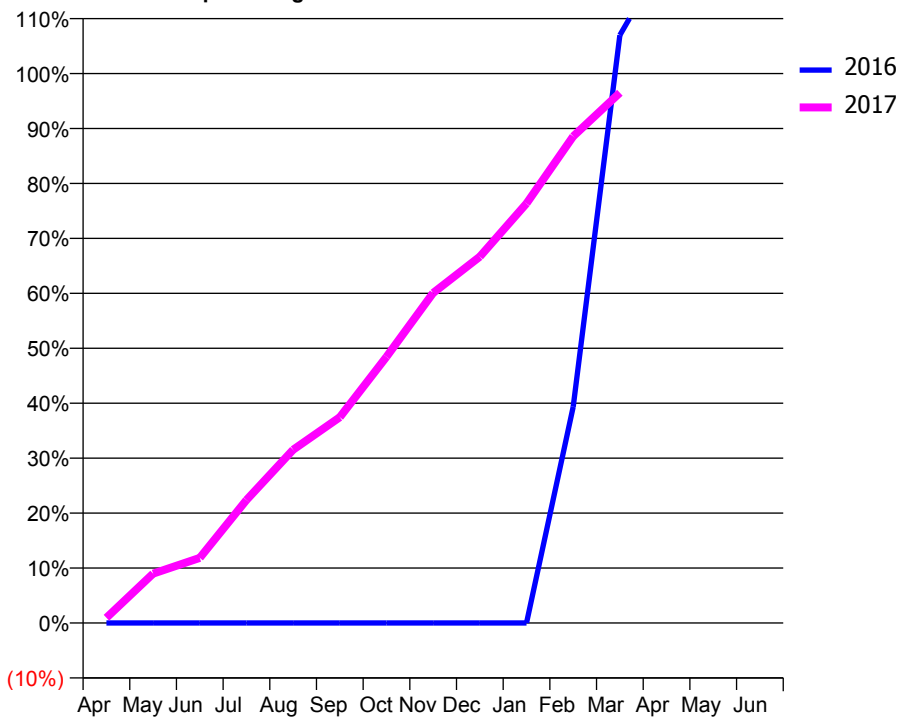
ACCESS*

Patients seen in 24 months	Total	Change since previous quarter
Quarter ending March 2016	770	
Quarter ending June 2016	1,185	↑
Quarter ending September 2016	1,649	↑
Quarter ending December 2016	1,959	↑
Quarter ending March 2017	2,175	↑
Variance since March 2016	182.5%	↑



ACTIVITY

Cumulative percentage of contracted UDA delivered 2016 & 2017



Month	Adjusted Scheduled Activity (UDA)	
	2016	2017
April	0	68
May	0	648
June	0	854
July	0	1,612
August	0	2,272
September	0	2,697
October	0	3,489
November	0	4,326
December	0	4,801
January	0	5,499
February	573	6,378
March	1,558	6,948
April	1,771	
May	1,777	
June	1,777	

QUALITY

	Quantity	Base Number	Contract	AT	Region	England
% of FP17s for the same patient ID Re-attending within 3 months - Children	70	733	9.5%	12.9%	13.3%	12.3%
% of FP17s for the same patient ID Re-attending within 3 months - Adults	310	2,450	12.7%	17.6%	17.3%	16.7%
% of FP17s for the same patient ID Re-attending between 3 & 9 months - Children	218	733	29.7%	56.2%	58.9%	57.6%
% of FP17s for the same patient ID Re-attending between 3 & 9 months - Adults	760	2,450	31.0%	49.9%	52.2%	50.1%
% of FP17s for Band 1 Urgent Courses	122	3,081	4.0%	10.4%	9.2%	9.1%
% of FP17s Relating to Free Repair or Replacements	31	3,081	1.0%	0.9%	1.0%	0.8%
% of FP17s Relating to Continuations	52	3,081	1.7%	1.3%	1.4%	1.2%
% of Patients satisfied with the dentistry they have received	25	27	92.6%	92.1%	93.1%	92.8%
% of Patients satisfied with the time they had to wait for an appointment	25	27	92.6%	88.1%	89.5%	88.7%

* This is based on patients treated on this contract for their most recent course of treatment. Figures in italics indicate the base number of FP17s or Patient Questionnaire responses are less than 100. N/A is shown where the base number of responses is less than 10 during the period. % is calculated as Quantity/Base number*100

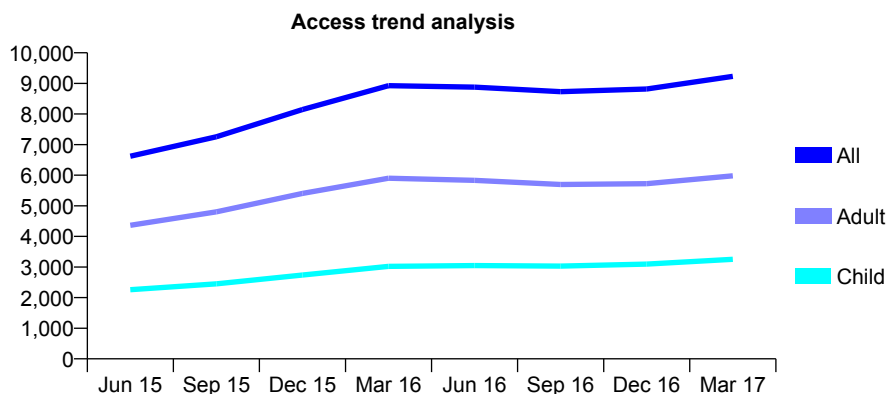
Q46 - Vital Signs At a Glance Contract Report for 198889/0001 - March 2017

Name or company name	Kings Dental Centre
Contract type name	GDS Contract
Purpose of contract	General
Contract start date	15/04/2014
Contract end date	

16/17 Contracted general activity (UDA)	24,916
Carry forward general activity (UDA)	945
16/17 Contracted orthodontic activity (UOA)	0
Carry forward orthodontic activity (UOA)	0
Baseline contract value	£808,896.44

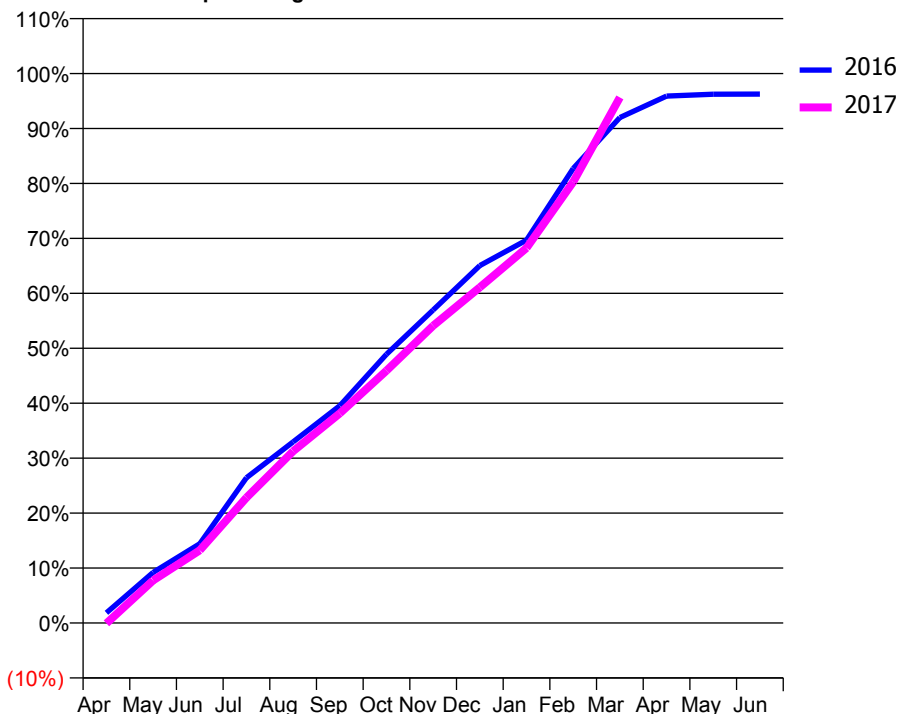
ACCESS*

Patients seen in 24 months	Total	Change since previous quarter
Quarter ending March 2016	8,926	
Quarter ending June 2016	8,878	→
Quarter ending September 2016	8,728	↓
Quarter ending December 2016	8,817	→
Quarter ending March 2017	9,233	↑
Variance since March 2016	3.4%	↑



ACTIVITY

Cumulative percentage of contracted UDA delivered 2016 & 2017



Month	Adjusted Scheduled Activity (UDA)	
	2016	2017
April	467	-22
May	2,319	1,930
June	3,637	3,299
July	6,659	5,688
August	8,308	7,789
September	9,962	9,509
October	12,326	11,442
November	14,353	13,478
December	16,392	15,220
January	17,560	17,005
February	20,844	20,001
March	23,178	23,832
April	24,162	
May	24,245	
June	24,251	

QUALITY

	Quantity	Base Number	Contract	AT	Region	England
% of FP17s for the same patient ID Re-attending within 3 months - Children	400	3,722	10.7%	12.9%	13.3%	12.3%
% of FP17s for the same patient ID Re-attending within 3 months - Adults	1,156	6,419	18.0%	17.6%	17.3%	16.7%
% of FP17s for the same patient ID Re-attending between 3 & 9 months - Children	1,224	3,722	32.9%	56.2%	58.9%	57.6%
% of FP17s for the same patient ID Re-attending between 3 & 9 months - Adults	1,761	6,419	27.4%	49.9%	52.2%	50.1%
% of FP17s for Band 1 Urgent Courses	1,079	9,737	11.1%	10.4%	9.2%	9.1%
% of FP17s Relating to Free Repair or Replacements	85	9,737	0.9%	0.9%	1.0%	0.8%
% of FP17s Relating to Continuations	36	9,737	0.4%	1.3%	1.4%	1.2%
% of Patients satisfied with the dentistry they have received	3	3	N/A	92.1%	93.1%	92.8%
% of Patients satisfied with the time they had to wait for an appointment	3	3	N/A	88.1%	89.5%	88.7%

* This is based on patients treated on this contract for their most recent course of treatment. Figures in italics indicate the base number of FP17s or Patient Questionnaire responses are less than 100. N/A is shown where the base number of responses is less than 10 during the period. % is calculated as Quantity/Base number*100

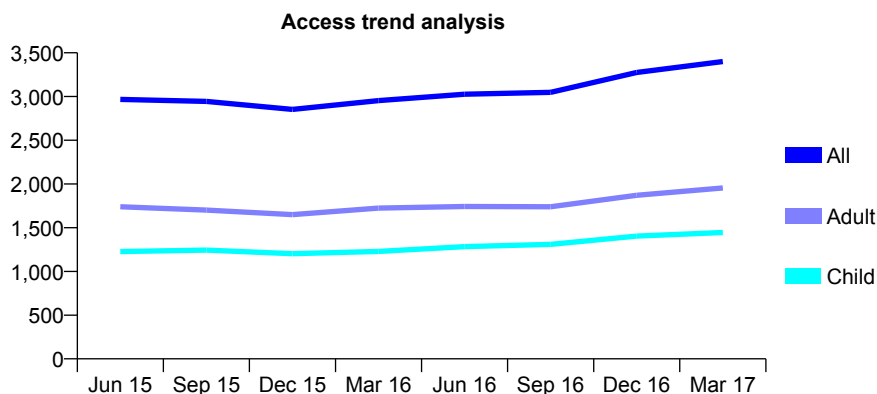
Q46 - Vital Signs At a Glance Contract Report for 199664/0001 - March 2017

Name or company name	Charlestown Dental Practice Ltd
Contract type name	GDS Contract
Purpose of contract	General
Contract start date	01/10/2010
Contract end date	

16/17 Contracted general activity (UDA)	10,000
Carry forward general activity (UDA)	423
16/17 Contracted orthodontic activity (UOA)	0
Carry forward orthodontic activity (UOA)	0
Baseline contract value	£276,360.26

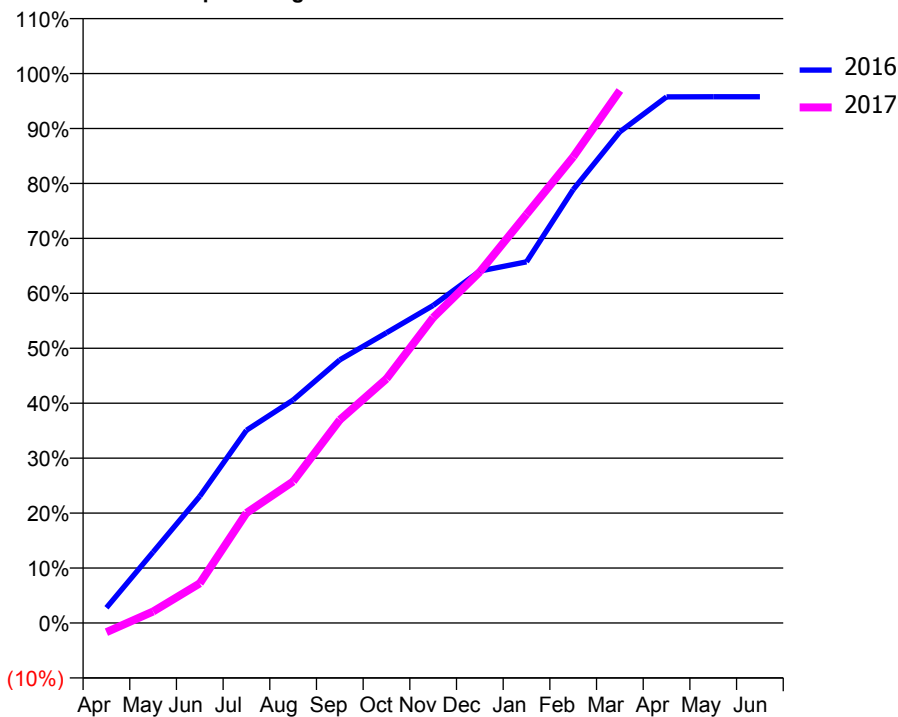
ACCESS*

Patients seen in 24 months	Total	Change since previous quarter
Quarter ending March 2016	2,953	
Quarter ending June 2016	3,027	↑
Quarter ending September 2016	3,048	→
Quarter ending December 2016	3,275	↑
Quarter ending March 2017	3,400	↑
Variance since March 2016	15.1%	↑



ACTIVITY

Cumulative percentage of contracted UDA delivered 2016 & 2017



Month	Adjusted Scheduled Activity (UDA)	
	2016	2017
April	278	-168
May	1,292	210
June	2,306	722
July	3,507	2,004
August	4,060	2,576
September	4,789	3,697
October	5,282	4,445
November	5,778	5,558
December	6,405	6,390
January	6,573	7,437
February	7,889	8,484
March	8,938	9,692
April	9,575	
May	9,577	
June	9,577	

QUALITY

	Quantity	Base Number	Contract	AT	Region	England
% of FP17s for the same patient ID Re-attending within 3 months - Children	202	2,084	9.7%	12.9%	13.3%	12.3%
% of FP17s for the same patient ID Re-attending within 3 months - Adults	408	2,353	17.3%	17.6%	17.3%	16.7%
% of FP17s for the same patient ID Re-attending between 3 & 9 months - Children	1,003	2,084	48.1%	56.2%	58.9%	57.6%
% of FP17s for the same patient ID Re-attending between 3 & 9 months - Adults	722	2,353	30.7%	49.9%	52.2%	50.1%
% of FP17s for Band 1 Urgent Courses	569	3,445	16.5%	10.4%	9.2%	9.1%
% of FP17s Relating to Free Repair or Replacements	22	3,445	0.6%	0.9%	1.0%	0.8%
% of FP17s Relating to Continuations	14	3,445	0.4%	1.3%	1.4%	1.2%
% of Patients satisfied with the dentistry they have received	2	2	N/A	92.1%	93.1%	92.8%
% of Patients satisfied with the time they had to wait for an appointment	2	2	N/A	88.1%	89.5%	88.7%

* This is based on patients treated on this contract for their most recent course of treatment. Figures in italics indicate the base number of FP17s or Patient Questionnaire responses are less than 100. N/A is shown where the base number of responses is less than 10 during the period. % is calculated as Quantity/Base number*100

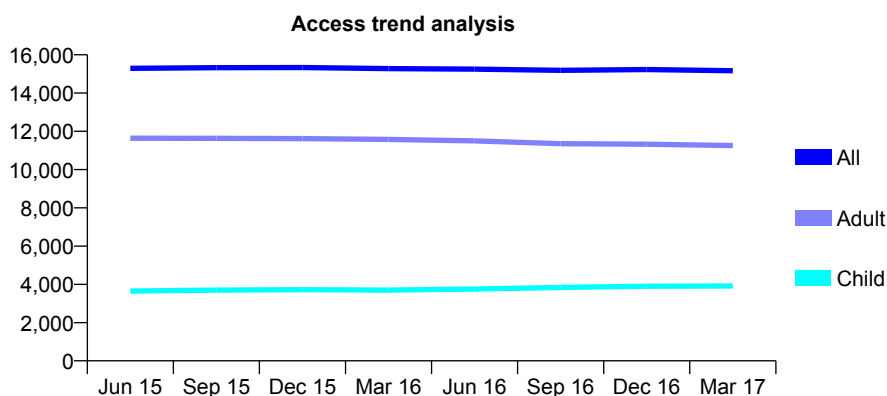
Q46 - Vital Signs At a Glance Contract Report for 199893/0001 - March 2017

Name or company name	Wallace, Thomas, Hobson & Emmett Ltd
Contract type name	GDS Contract
Purpose of contract	General
Contract start date	01/04/2008
Contract end date	

16/17 Contracted general activity (UDA)	43,279
Carry forward general activity (UDA)	-1,057
16/17 Contracted orthodontic activity (UOA)	0
Carry forward orthodontic activity (UOA)	0
Baseline contract value	£1,424,534.58

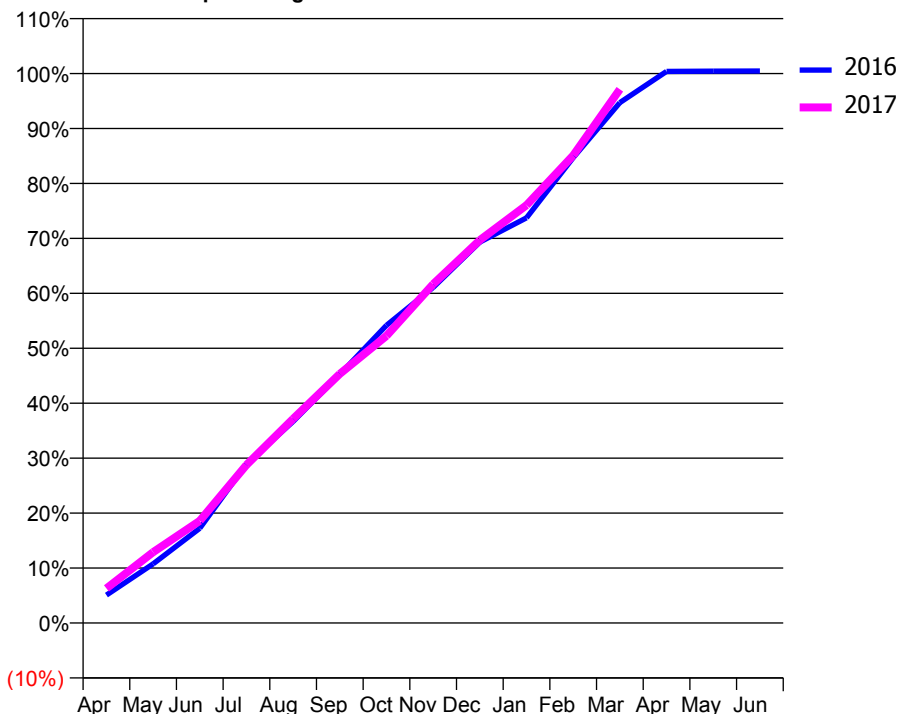
ACCESS*

Patients seen in 24 months	Total	Change since previous quarter
Quarter ending March 2016	15,278	
Quarter ending June 2016	15,250	→
Quarter ending September 2016	15,189	→
Quarter ending December 2016	15,227	→
Quarter ending March 2017	15,169	→
Variance since March 2016	(0.7%)	→



ACTIVITY

Cumulative percentage of contracted UDA delivered 2016 & 2017



Month	Adjusted Scheduled Activity (UDA)	
	2016	2017
April	2,223	2,723
May	4,706	5,581
June	7,549	8,047
July	12,666	12,447
August	16,053	16,085
September	19,799	19,622
October	23,700	22,617
November	26,718	26,694
December	30,335	30,154
January	32,259	32,914
February	37,055	36,829
March	41,434	42,032
April	43,922	
May	43,941	
June	43,951	

QUALITY

	Quantity	Base Number	Contract	AT	Region	England
% of FP17s for the same patient ID Re-attending within 3 months - Children	667	6,079	11.0%	12.9%	13.3%	12.3%
% of FP17s for the same patient ID Re-attending within 3 months - Adults	2,660	17,390	15.3%	17.6%	17.3%	16.7%
% of FP17s for the same patient ID Re-attending between 3 & 9 months - Children	3,359	6,079	55.3%	56.2%	58.9%	57.6%
% of FP17s for the same patient ID Re-attending between 3 & 9 months - Adults	10,091	17,390	58.0%	49.9%	52.2%	50.1%
% of FP17s for Band 1 Urgent Courses	2,558	22,401	11.4%	10.4%	9.2%	9.1%
% of FP17s Relating to Free Repair or Replacements	168	22,401	0.7%	0.9%	1.0%	0.8%
% of FP17s Relating to Continuations	55	22,401	0.2%	1.3%	1.4%	1.2%
% of Patients satisfied with the dentistry they have received	16	19	84.2%	92.1%	93.1%	92.8%
% of Patients satisfied with the time they had to wait for an appointment	17	19	89.5%	88.1%	89.5%	88.7%

* This is based on patients treated on this contract for their most recent course of treatment. Figures in italics indicate the base number of FP17s or Patient Questionnaire responses are less than 100. N/A is shown where the base number of responses is less than 10 during the period. % is calculated as Quantity/Base number*100

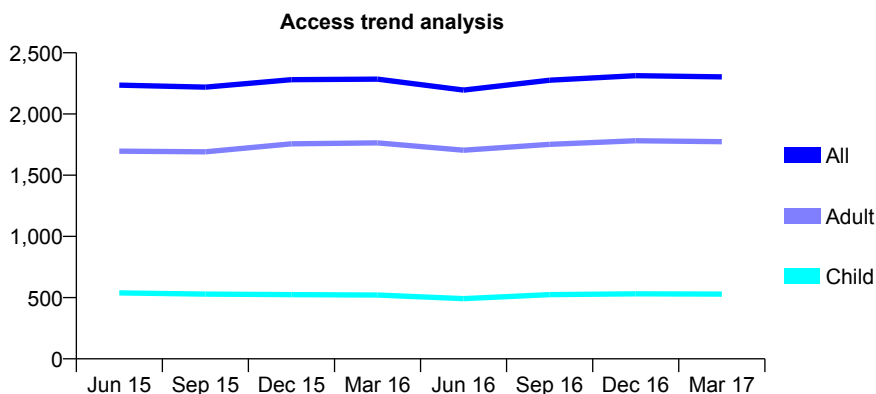
Q46 - Vital Signs At a Glance Contract Report for 213497/0001 - March 2017

Name or company name	MR N LARAH
Contract type name	GDS Contract
Purpose of contract	General
Contract start date	01/04/2006
Contract end date	

16/17 Contracted general activity (UDA)	8,800
Carry forward general activity (UDA)	0
16/17 Contracted orthodontic activity (UOA)	0
Carry forward orthodontic activity (UOA)	0
Baseline contract value	£226,985.64

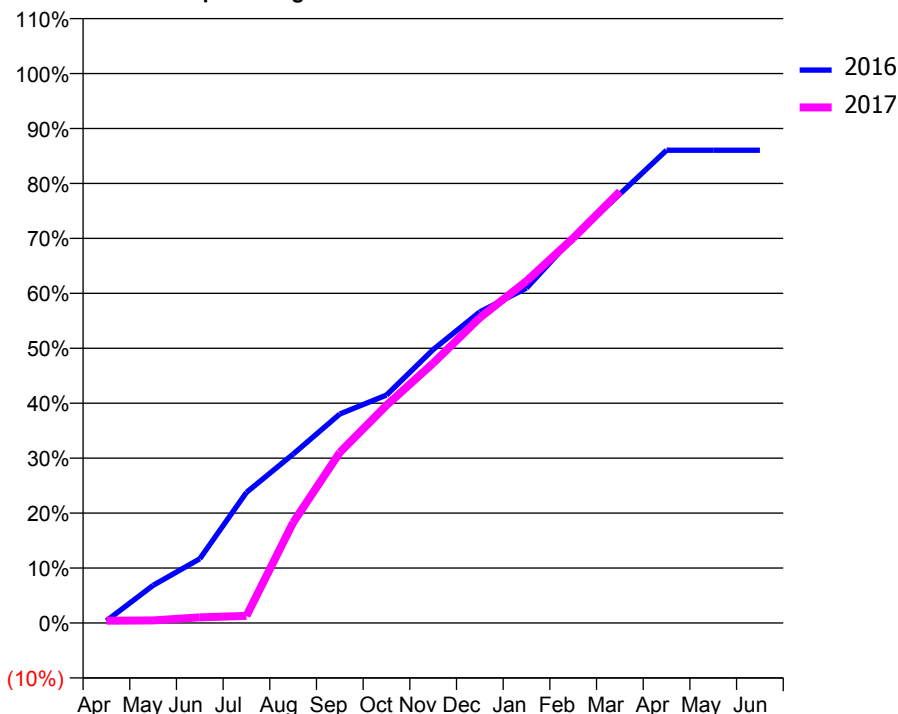
ACCESS*

Patients seen in 24 months	Total	Change since previous quarter
Quarter ending March 2016	2,285	
Quarter ending June 2016	2,196	↓
Quarter ending September 2016	2,276	↑
Quarter ending December 2016	2,313	→
Quarter ending March 2017	2,303	→
Variance since March 2016	0.8%	→



ACTIVITY

Cumulative percentage of contracted UDA delivered 2016 & 2017



Adjusted Scheduled Activity (UDA)

Month	2016	2017
April	35	37
May	603	41
June	1,028	90
July	2,091	113
August	2,704	1,609
September	3,347	2,733
October	3,651	3,485
November	4,380	4,161
December	4,983	4,889
January	5,363	5,476
February	6,176	6,164
March	6,869	6,909
April	7,571	
May	7,572	
June	7,572	

QUALITY

	Quantity	Base Number	Contract	AT	Region	England
% of FP17s for the same patient ID Re-attending within 3 months - Children	19	706	2.7%	12.9%	13.3%	12.3%
% of FP17s for the same patient ID Re-attending within 3 months - Adults	273	2,263	12.1%	17.6%	17.3%	16.7%
% of FP17s for the same patient ID Re-attending between 3 & 9 months - Children	376	706	53.3%	56.2%	58.9%	57.6%
% of FP17s for the same patient ID Re-attending between 3 & 9 months - Adults	1,207	2,263	53.3%	49.9%	52.2%	50.1%
% of FP17s for Band 1 Urgent Courses	48	2,745	1.7%	10.4%	9.2%	9.1%
% of FP17s Relating to Free Repair or Replacements	9	2,745	0.3%	0.9%	1.0%	0.8%
% of FP17s Relating to Continuations	46	2,745	1.7%	1.3%	1.4%	1.2%
% of Patients satisfied with the dentistry they have received	0	0	N/A	92.1%	93.1%	92.8%
% of Patients satisfied with the time they had to wait for an appointment	0	0	N/A	88.1%	89.5%	88.7%

* This is based on patients treated on this contract for their most recent course of treatment. Figures in italics indicate the base number of FP17s or Patient Questionnaire responses are less than 100. N/A is shown where the base number of responses is less than 10 during the period. % is calculated as Quantity/Base number*100

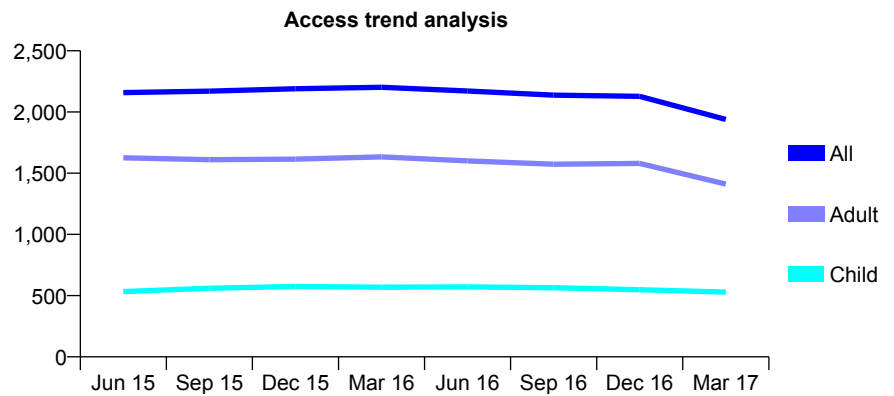
Q46 - Vital Signs At a Glance Contract Report for 214043/0001 - March 2017

Name or company name	Mr M Mahmood
Contract type name	GDS Contract
Purpose of contract	General
Contract start date	01/04/2006
Contract end date	

16/17 Contracted general activity (UDA)	5,526
Carry forward general activity (UDA)	-107
16/17 Contracted orthodontic activity (UOA)	0
Carry forward orthodontic activity (UOA)	0
Baseline contract value	£164,301.93

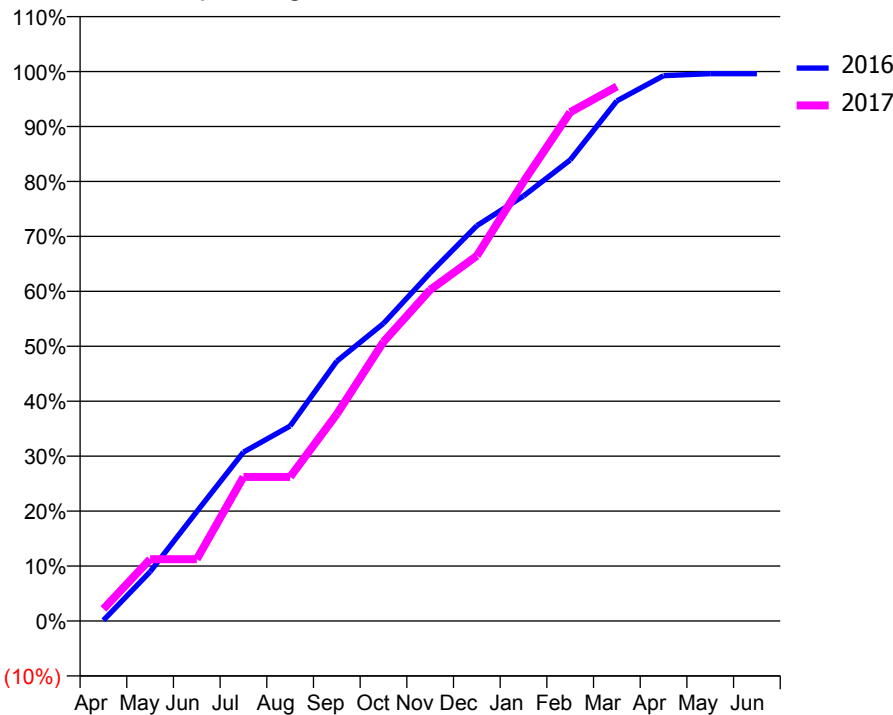
ACCESS*

Patients seen in 24 months	Total	Change since previous quarter
Quarter ending March 2016	2,202	
Quarter ending June 2016	2,172	↓
Quarter ending September 2016	2,138	↓
Quarter ending December 2016	2,128	→
Quarter ending March 2017	1,940	↓
Variance since March 2016	(11.9%)	↓



ACTIVITY

Cumulative percentage of contracted UDA delivered 2016 & 2017



Month	Adjusted Scheduled Activity (UDA)	
	2016	2017
April	8	122
May	518	622
June	1,150	622
July	1,776	1,449
August	2,050	1,449
September	2,731	2,081
October	3,127	2,807
November	3,660	3,330
December	4,155	3,672
January	4,468	4,418
February	4,847	5,116
March	5,467	5,376
April	5,732	
May	5,754	
June	5,754	

QUALITY

	Quantity	Base Number	Contract	AT	Region	England
% of FP17s for the same patient ID Re-attending within 3 months - Children	55	667	8.2%	12.9%	13.3%	12.3%
% of FP17s for the same patient ID Re-attending within 3 months - Adults	268	1,682	15.9%	17.6%	17.3%	16.7%
% of FP17s for the same patient ID Re-attending between 3 & 9 months - Children	257	667	38.5%	56.2%	58.9%	57.6%
% of FP17s for the same patient ID Re-attending between 3 & 9 months - Adults	589	1,682	35.0%	49.9%	52.2%	50.1%
% of FP17s for Band 1 Urgent Courses	292	2,218	13.2%	10.4%	9.2%	9.1%
% of FP17s Relating to Free Repair or Replacements	8	2,218	0.4%	0.9%	1.0%	0.8%
% of FP17s Relating to Continuations	11	2,218	0.5%	1.3%	1.4%	1.2%
% of Patients satisfied with the dentistry they have received	14	15	93.3%	92.1%	93.1%	92.8%
% of Patients satisfied with the time they had to wait for an appointment	14	15	93.3%	88.1%	89.5%	88.7%

* This is based on patients treated on this contract for their most recent course of treatment. Figures in italics indicate the base number of FP17s or Patient Questionnaire responses are less than 100. N/A is shown where the base number of responses is less than 10 during the period. % is calculated as Quantity/Base number*100

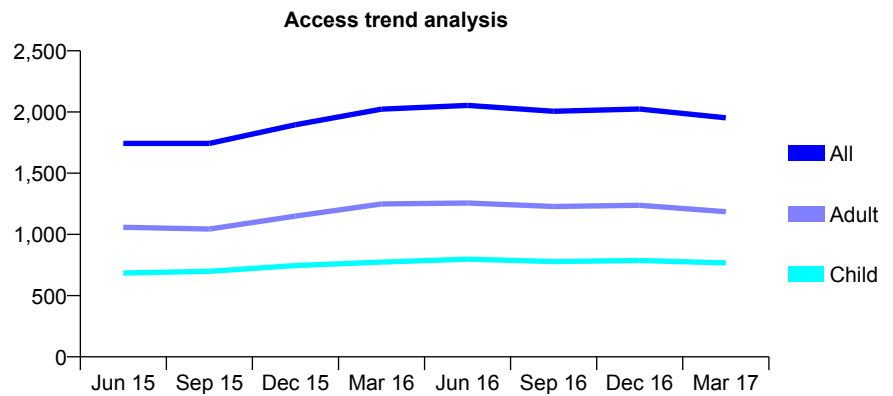
Q46 - Vital Signs At a Glance Contract Report for 214361/0001 - March 2017

Name or company name	Ms Archana Prasad
Contract type name	GDS Contract
Purpose of contract	General
Contract start date	01/04/2006
Contract end date	

16/17 Contracted general activity (UDA)	4,825
Carry forward general activity (UDA)	73
16/17 Contracted orthodontic activity (UOA)	0
Carry forward orthodontic activity (UOA)	0
Baseline contract value	£138,149.21

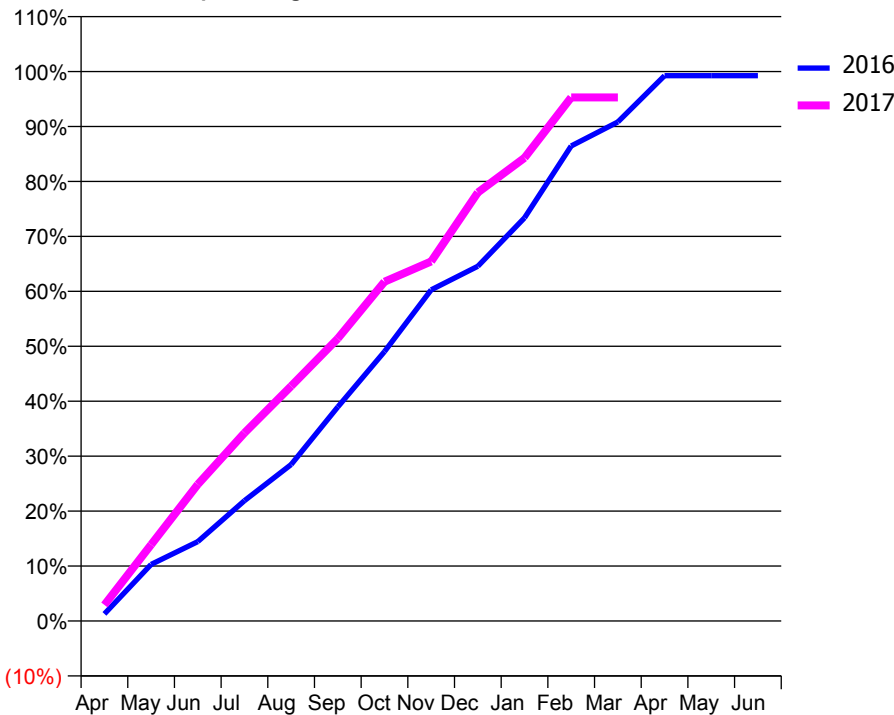
ACCESS*

Patients seen in 24 months	Total	Change since previous quarter
Quarter ending March 2016	2,023	
Quarter ending June 2016	2,054	→
Quarter ending September 2016	2,006	↓
Quarter ending December 2016	2,025	→
Quarter ending March 2017	1,953	↓
Variance since March 2016	(3.5%)	↓



ACTIVITY

Cumulative percentage of contracted UDA delivered 2016 & 2017



Month	Adjusted Scheduled Activity (UDA)	
	2016	2017
April	69	141
May	546	670
June	766	1,199
July	1,161	1,652
August	1,510	2,062
September	2,065	2,480
October	2,599	2,979
November	3,195	3,157
December	3,423	3,762
January	3,889	4,068
February	4,583	4,597
March	4,815	4,597
April	5,261	
May	5,261	
June	5,261	

QUALITY

	Quantity	Base Number	Contract	AT	Region	England
% of FP17s for the same patient ID Re-attending within 3 months - Children	103	1,172	8.8%	12.9%	13.3%	12.3%
% of FP17s for the same patient ID Re-attending within 3 months - Adults	272	1,668	16.3%	17.6%	17.3%	16.7%
% of FP17s for the same patient ID Re-attending between 3 & 9 months - Children	766	1,172	65.4%	56.2%	58.9%	57.6%
% of FP17s for the same patient ID Re-attending between 3 & 9 months - Adults	955	1,668	57.3%	49.9%	52.2%	50.1%
% of FP17s for Band 1 Urgent Courses	301	2,708	11.1%	10.4%	9.2%	9.1%
% of FP17s Relating to Free Repair or Replacements	10	2,708	0.4%	0.9%	1.0%	0.8%
% of FP17s Relating to Continuations	52	2,708	1.9%	1.3%	1.4%	1.2%
% of Patients satisfied with the dentistry they have received	3	3	N/A	92.1%	93.1%	92.8%
% of Patients satisfied with the time they had to wait for an appointment	3	3	N/A	88.1%	89.5%	88.7%

* This is based on patients treated on this contract for their most recent course of treatment. Figures in italics indicate the base number of FP17s or Patient Questionnaire responses are less than 100. N/A is shown where the base number of responses is less than 10 during the period. % is calculated as Quantity/Base number*100

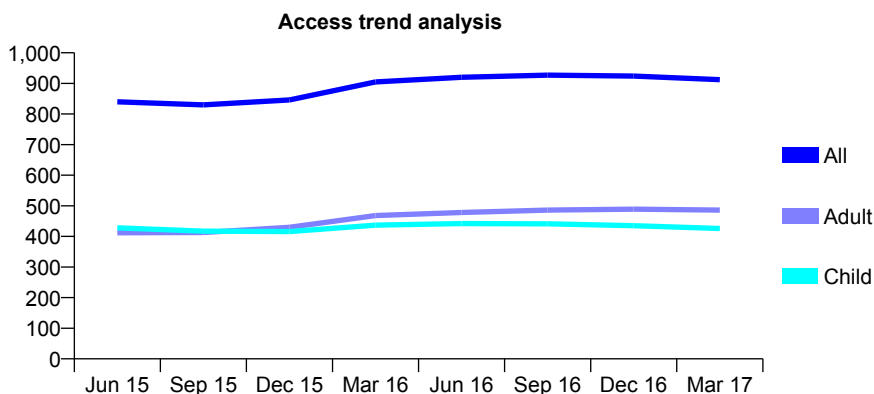
Q46 - Vital Signs At a Glance Contract Report for 215597/0001 - March 2017

Name or company name	MR S LAZARUS
Contract type name	GDS Contract
Purpose of contract	General
Contract start date	01/04/2006
Contract end date	

16/17 Contracted general activity (UDA)	2,420
Carry forward general activity (UDA)	57
16/17 Contracted orthodontic activity (UOA)	0
Carry forward orthodontic activity (UOA)	0
Baseline contract value	£57,540.59

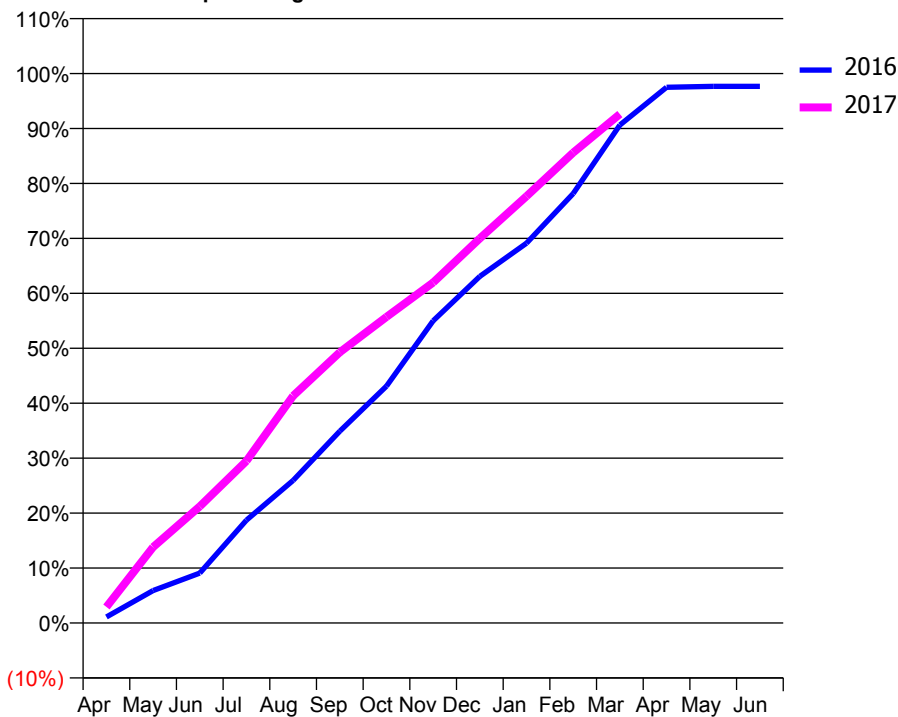
ACCESS*

Patients seen in 24 months	Total	Change since previous quarter
Quarter ending March 2016	905	
Quarter ending June 2016	920	→
Quarter ending September 2016	927	→
Quarter ending December 2016	924	→
Quarter ending March 2017	912	↓
Variance since March 2016	0.8%	→



ACTIVITY

Cumulative percentage of contracted UDA delivered 2016 & 2017



Month	Adjusted Scheduled Activity (UDA)	
	2016	2017
April	27	71
May	143	335
June	220	514
July	453	714
August	628	1,000
September	845	1,192
October	1,043	1,348
November	1,331	1,500
December	1,527	1,694
January	1,673	1,880
February	1,891	2,071
March	2,193	2,241
April	2,359	
May	2,363	
June	2,363	

QUALITY

	Quantity	Base Number	Contract	AT	Region	England
% of FP17s for the same patient ID Re-attending within 3 months - Children	50	747	6.7%	12.9%	13.3%	12.3%
% of FP17s for the same patient ID Re-attending within 3 months - Adults	83	703	11.8%	17.6%	17.3%	16.7%
% of FP17s for the same patient ID Re-attending between 3 & 9 months - Children	527	747	70.5%	56.2%	58.9%	57.6%
% of FP17s for the same patient ID Re-attending between 3 & 9 months - Adults	461	703	65.6%	49.9%	52.2%	50.1%
% of FP17s for Band 1 Urgent Courses	60	1,364	4.4%	10.4%	9.2%	9.1%
% of FP17s Relating to Free Repair or Replacements	0	1,364	0.0%	0.9%	1.0%	0.8%
% of FP17s Relating to Continuations	5	1,364	0.4%	1.3%	1.4%	1.2%
% of Patients satisfied with the dentistry they have received	0	0	N/A	92.1%	93.1%	92.8%
% of Patients satisfied with the time they had to wait for an appointment	0	0	N/A	88.1%	89.5%	88.7%

* This is based on patients treated on this contract for their most recent course of treatment. Figures in italics indicate the base number of FP17s or Patient Questionnaire responses are less than 100. N/A is shown where the base number of responses is less than 10 during the period. % is calculated as Quantity/Base number*100

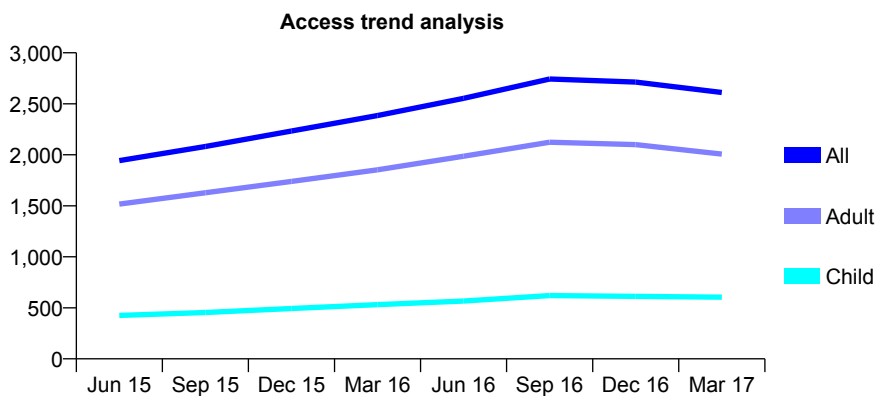
Q46 - Vital Signs At a Glance Contract Report for 215643/0001 - March 2017

Name or company name	MR MOHAMMED AL-HIMDANI
Contract type name	GDS Contract
Purpose of contract	General
Contract start date	01/04/2006
Contract end date	

16/17 Contracted general activity (UDA)	7,422
Carry forward general activity (UDA)	6
16/17 Contracted orthodontic activity (UOA)	0
Carry forward orthodontic activity (UOA)	0
Baseline contract value	£240,849.79

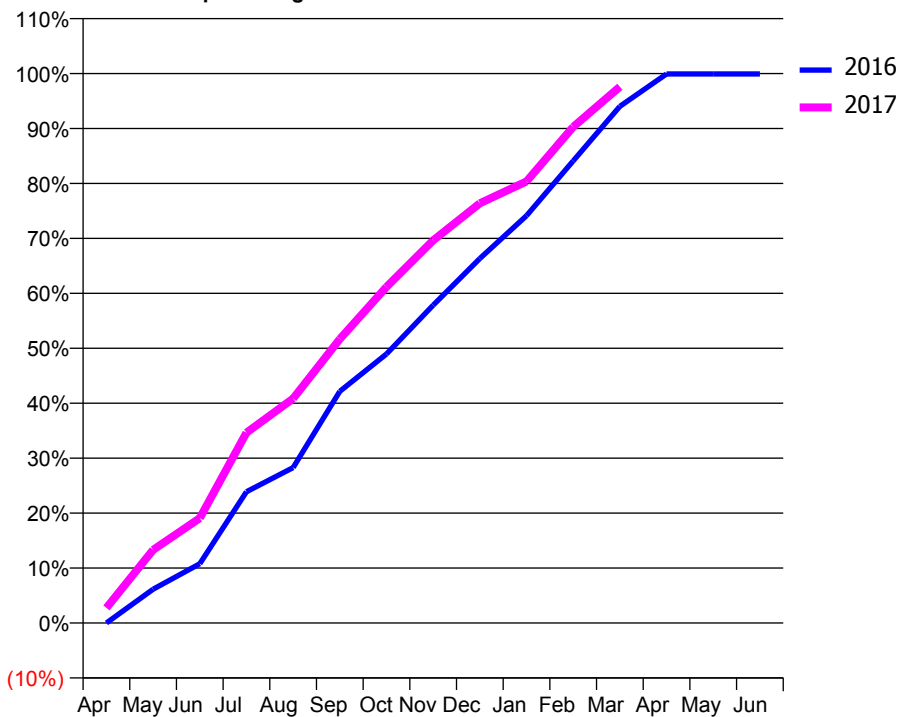
ACCESS*

Patients seen in 24 months	Total	Change since previous quarter
Quarter ending March 2016	2,385	
Quarter ending June 2016	2,553	↑
Quarter ending September 2016	2,743	↑
Quarter ending December 2016	2,713	↓
Quarter ending March 2017	2,611	↓
Variance since March 2016	9.5%	↑



ACTIVITY

Cumulative percentage of contracted UDA delivered 2016 & 2017



Month	Adjusted Scheduled Activity (UDA)	
	2016	2017
April	0	204
May	457	987
June	800	1,417
July	1,774	2,571
August	2,099	3,033
September	3,129	3,836
October	3,634	4,540
November	4,292	5,168
December	4,923	5,669
January	5,501	5,964
February	6,241	6,702
March	6,979	7,242
April	7,415	
May	7,416	
June	7,416	

QUALITY

	Quantity	Base Number	Contract	AT	Region	England
% of FP17s for the same patient ID Re-attending within 3 months - Children	58	641	9.0%	12.9%	13.3%	12.3%
% of FP17s for the same patient ID Re-attending within 3 months - Adults	441	2,422	18.2%	17.6%	17.3%	16.7%
% of FP17s for the same patient ID Re-attending between 3 & 9 months - Children	262	641	40.9%	56.2%	58.9%	57.6%
% of FP17s for the same patient ID Re-attending between 3 & 9 months - Adults	954	2,422	39.4%	49.9%	52.2%	50.1%
% of FP17s for Band 1 Urgent Courses	291	2,896	10.0%	10.4%	9.2%	9.1%
% of FP17s Relating to Free Repair or Replacements	38	2,896	1.3%	0.9%	1.0%	0.8%
% of FP17s Relating to Continuations	103	2,896	3.6%	1.3%	1.4%	1.2%
% of Patients satisfied with the dentistry they have received	2	2	N/A	92.1%	93.1%	92.8%
% of Patients satisfied with the time they had to wait for an appointment	1	2	N/A	88.1%	89.5%	88.7%

* This is based on patients treated on this contract for their most recent course of treatment. Figures in italics indicate the base number of FP17s or Patient Questionnaire responses are less than 100. N/A is shown where the base number of responses is less than 10 during the period. % is calculated as Quantity/Base number*100

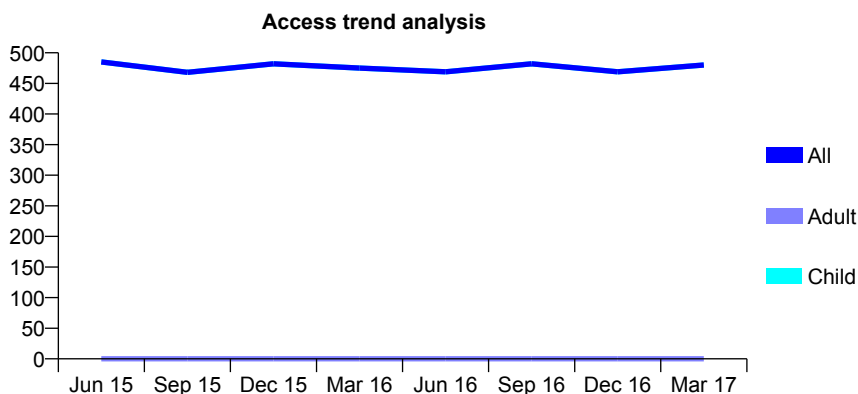
Q46 - Vital Signs At a Glance Contract Report for 222402/0001 - March 2017

Name or company name	MR P PONG
Contract type name	GDS Contract
Purpose of contract	General
Contract start date	01/04/2006
Contract end date	

16/17 Contracted general activity (UDA)	1,756
Carry forward general activity (UDA)	5
16/17 Contracted orthodontic activity (UOA)	0
Carry forward orthodontic activity (UOA)	0
Baseline contract value	£39,635.05

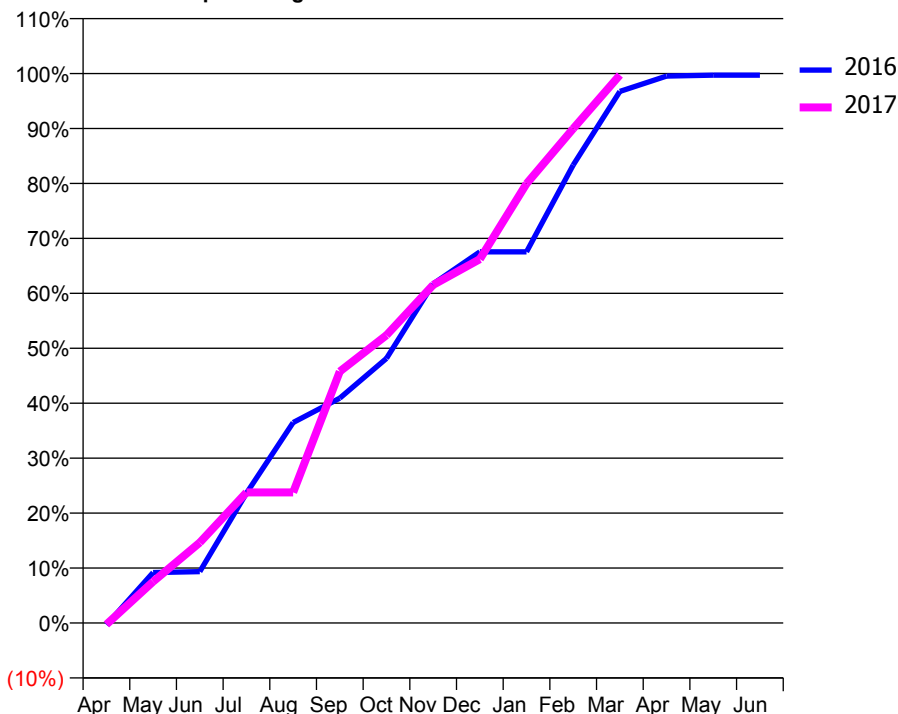
ACCESS*

Patients seen in 24 months	Total	Change since previous quarter
Quarter ending March 2016	475	
Quarter ending June 2016	469	↓
Quarter ending September 2016	482	↑
Quarter ending December 2016	469	↓
Quarter ending March 2017	480	↑
Variance since March 2016	1.1%	→



ACTIVITY

Cumulative percentage of contracted UDA delivered 2016 & 2017



QUALITY

	Quantity	Base Number	Contract	AT	Region	England
% of FP17s for the same patient ID Re-attending within 3 months - Children	20	921	2.2%	12.9%	13.3%	12.3%
% of FP17s for the same patient ID Re-attending within 3 months - Adults	0	0	N/A	17.6%	17.3%	16.7%
% of FP17s for the same patient ID Re-attending between 3 & 9 months - Children	730	921	79.3%	56.2%	58.9%	57.6%
% of FP17s for the same patient ID Re-attending between 3 & 9 months - Adults	0	0	N/A	49.9%	52.2%	50.1%
% of FP17s for Band 1 Urgent Courses	10	892	1.1%	10.4%	9.2%	9.1%
% of FP17s Relating to Free Repair or Replacements	0	892	0.0%	0.9%	1.0%	0.8%
% of FP17s Relating to Continuations	0	892	0.0%	1.3%	1.4%	1.2%
% of Patients satisfied with the dentistry they have received	0	0	N/A	92.1%	93.1%	92.8%
% of Patients satisfied with the time they had to wait for an appointment	0	0	N/A	88.1%	89.5%	88.7%

* This is based on patients treated on this contract for their most recent course of treatment. Figures in italics indicate the base number of FP17s or Patient Questionnaire responses are less than 100. N/A is shown where the base number of responses is less than 10 during the period. % is calculated as Quantity/Base number*100

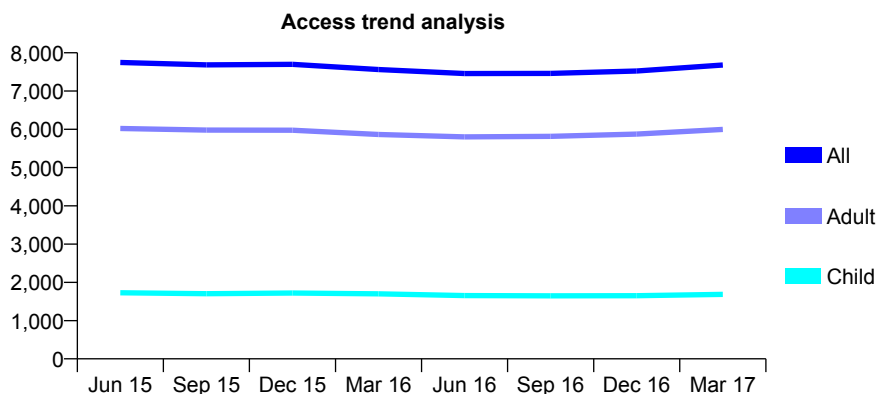
Q46 - Vital Signs At a Glance Contract Report for 224944/0003 - March 2017

Name or company name	MR DF MCGRATH
Contract type name	GDS Contract
Purpose of contract	General
Contract start date	01/06/2011
Contract end date	

16/17 Contracted general activity (UDA)	27,600
Carry forward general activity (UDA)	1,104
16/17 Contracted orthodontic activity (UOA)	0
Carry forward orthodontic activity (UOA)	0
Baseline contract value	£886,325.73

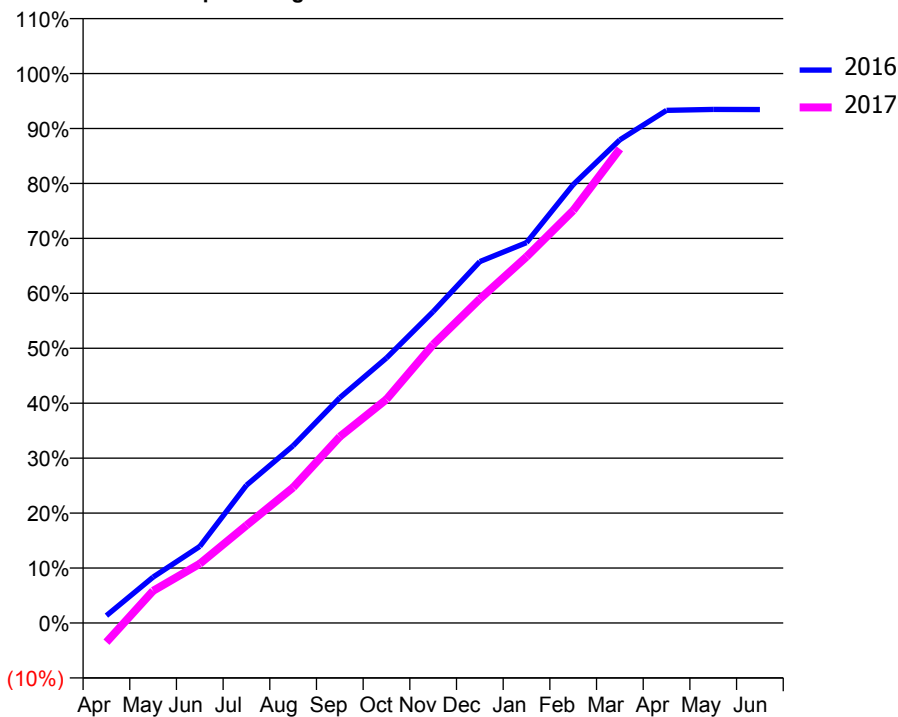
ACCESS*

Patients seen in 24 months	Total	Change since previous quarter
Quarter ending March 2016	7,564	
Quarter ending June 2016	7,457	↓
Quarter ending September 2016	7,463	→
Quarter ending December 2016	7,524	→
Quarter ending March 2017	7,681	↑
Variance since March 2016	1.5%	→



ACTIVITY

Cumulative percentage of contracted UDA delivered 2016 & 2017



Adjusted Scheduled Activity (UDA)

Month	2016	2017
April	372	-965
May	2,308	1,618
June	3,847	2,976
July	6,922	4,906
August	8,905	6,807
September	11,314	9,358
October	13,310	11,235
November	15,645	13,988
December	18,153	16,279
January	19,107	18,392
February	22,021	20,719
March	24,269	23,817
April	25,749	
May	25,794	
June	25,792	

QUALITY

	Quantity	Base Number	Contract	AT	Region	England
% of FP17s for the same patient ID Re-attending within 3 months - Children	215	2,490	8.6%	12.9%	13.3%	12.3%
% of FP17s for the same patient ID Re-attending within 3 months - Adults	1,344	9,170	14.7%	17.6%	17.3%	16.7%
% of FP17s for the same patient ID Re-attending between 3 & 9 months - Children	1,434	2,490	57.6%	56.2%	58.9%	57.6%
% of FP17s for the same patient ID Re-attending between 3 & 9 months - Adults	5,516	9,170	60.2%	49.9%	52.2%	50.1%
% of FP17s for Band 1 Urgent Courses	832	11,017	7.6%	10.4%	9.2%	9.1%
% of FP17s Relating to Free Repair or Replacements	108	11,017	1.0%	0.9%	1.0%	0.8%
% of FP17s Relating to Continuations	118	11,017	1.1%	1.3%	1.4%	1.2%
% of Patients satisfied with the dentistry they have received	8	9	N/A	92.1%	93.1%	92.8%
% of Patients satisfied with the time they had to wait for an appointment	7	9	N/A	88.1%	89.5%	88.7%

* This is based on patients treated on this contract for their most recent course of treatment. Figures in italics indicate the base number of FP17s or Patient Questionnaire responses are less than 100. N/A is shown where the base number of responses is less than 10 during the period. % is calculated as Quantity/Base number*100

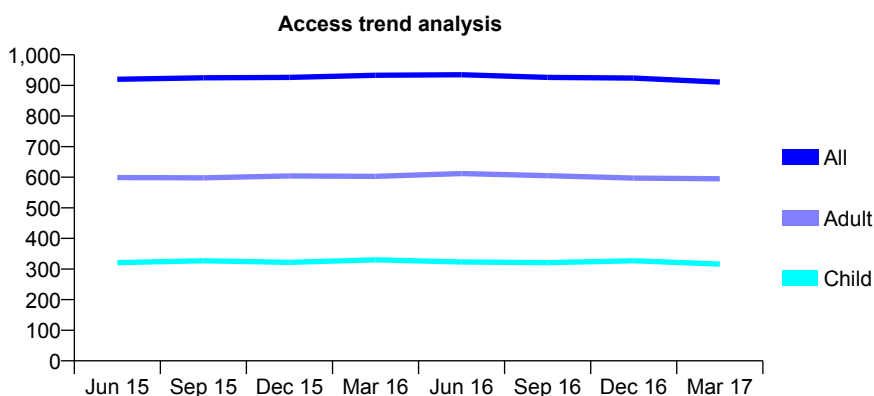
Q46 - Vital Signs At a Glance Contract Report for 226815/0001 - March 2017

Name or company name	Brinnington Dental Practice
Contract type name	GDS Contract
Purpose of contract	General
Contract start date	01/04/2006
Contract end date	

16/17 Contracted general activity (UDA)	2,772
Carry forward general activity (UDA)	-55
16/17 Contracted orthodontic activity (UOA)	0
Carry forward orthodontic activity (UOA)	0
Baseline contract value	£117,249.23

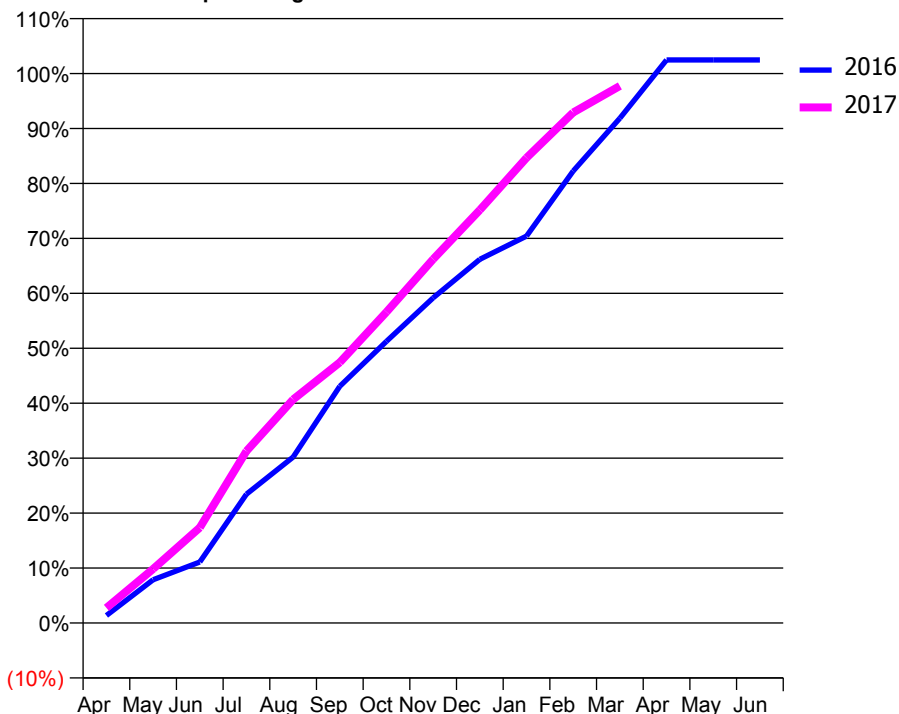
ACCESS*

Patients seen in 24 months	Total	Change since previous quarter
Quarter ending March 2016	933	
Quarter ending June 2016	935	→
Quarter ending September 2016	926	→
Quarter ending December 2016	924	→
Quarter ending March 2017	911	↓
Variance since March 2016	(2.4%)	↓



ACTIVITY

Cumulative percentage of contracted UDA delivered 2016 & 2017



Month	Adjusted Scheduled Activity (UDA)	
	2016	2017
April	38	76
May	218	273
June	308	481
July	650	867
August	837	1,128
September	1,194	1,315
October	1,421	1,569
November	1,640	1,835
December	1,834	2,083
January	1,952	2,347
February	2,280	2,575
March	2,546	2,709
April	2,841	
May	2,841	
June	2,841	

QUALITY

	Quantity	Base Number	Contract	AT	Region	England
% of FP17s for the same patient ID Re-attending within 3 months - Children	55	438	12.6%	12.9%	13.3%	12.3%
% of FP17s for the same patient ID Re-attending within 3 months - Adults	187	771	24.3%	17.6%	17.3%	16.7%
% of FP17s for the same patient ID Re-attending between 3 & 9 months - Children	240	438	54.8%	56.2%	58.9%	57.6%
% of FP17s for the same patient ID Re-attending between 3 & 9 months - Adults	202	771	26.2%	49.9%	52.2%	50.1%
% of FP17s for Band 1 Urgent Courses	176	1,102	16.0%	10.4%	9.2%	9.1%
% of FP17s Relating to Free Repair or Replacements	7	1,102	0.6%	0.9%	1.0%	0.8%
% of FP17s Relating to Continuations	4	1,102	0.4%	1.3%	1.4%	1.2%
% of Patients satisfied with the dentistry they have received	0	0	N/A	92.1%	93.1%	92.8%
% of Patients satisfied with the time they had to wait for an appointment	0	0	N/A	88.1%	89.5%	88.7%

* This is based on patients treated on this contract for their most recent course of treatment. Figures in italics indicate the base number of FP17s or Patient Questionnaire responses are less than 100. N/A is shown where the base number of responses is less than 10 during the period. % is calculated as Quantity/Base number*100

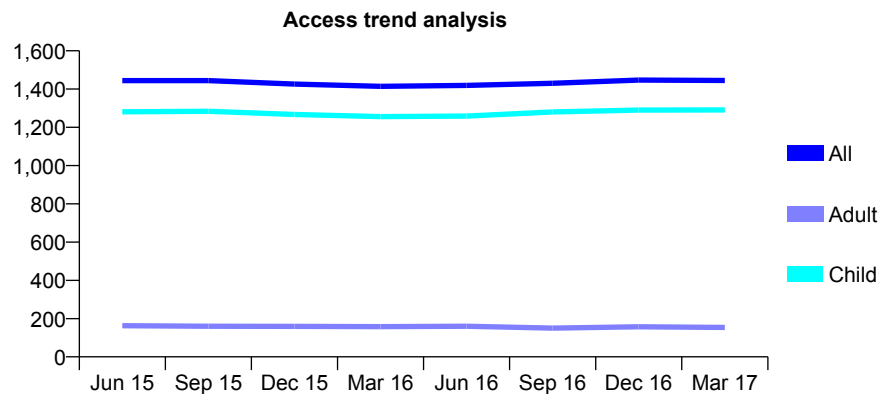
Q46 - Vital Signs At a Glance Contract Report for 232971/0001 - March 2017

Name or company name	MISS S HODGSON
Contract type name	GDS Contract
Purpose of contract	General
Contract start date	01/04/2006
Contract end date	

16/17 Contracted general activity (UDA)	3,396
Carry forward general activity (UDA)	0
16/17 Contracted orthodontic activity (UOA)	0
Carry forward orthodontic activity (UOA)	0
Baseline contract value	£83,022.87

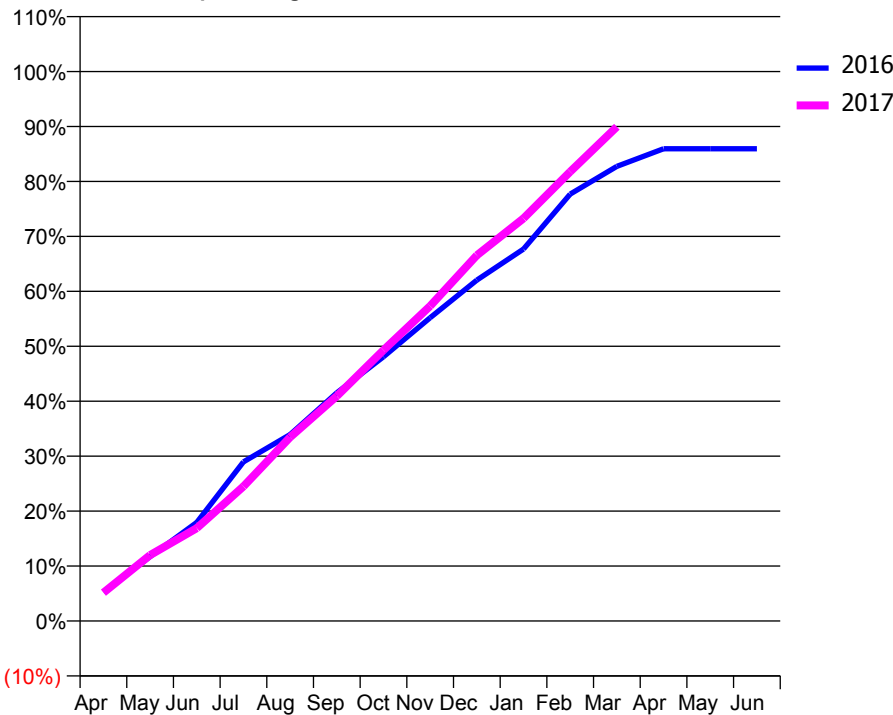
ACCESS*

Patients seen in 24 months	Total	Change since previous quarter
Quarter ending March 2016	1,414	
Quarter ending June 2016	1,419	→
Quarter ending September 2016	1,430	→
Quarter ending December 2016	1,447	→
Quarter ending March 2017	1,445	→
Variance since March 2016	2.2%	↑



ACTIVITY

Cumulative percentage of contracted UDA delivered 2016 & 2017



Month	Adjusted Scheduled Activity (UDA)	
	2016	2017
April	180	175
May	399	407
June	610	574
July	984	832
August	1,153	1,136
September	1,410	1,390
October	1,633	1,674
November	1,875	1,947
December	2,107	2,260
January	2,299	2,489
February	2,639	2,777
March	2,810	3,054
April	2,919	
May	2,919	
June	2,919	

QUALITY

	Quantity	Base Number	Contract	AT	Region	England
% of FP17s for the same patient ID Re-attending within 3 months - Children	164	2,171	7.6%	12.9%	13.3%	12.3%
% of FP17s for the same patient ID Re-attending within 3 months - Adults	2	72	2.8%	17.6%	17.3%	16.7%
% of FP17s for the same patient ID Re-attending between 3 & 9 months - Children	1,498	2,171	69.0%	56.2%	58.9%	57.6%
% of FP17s for the same patient ID Re-attending between 3 & 9 months - Adults	59	72	81.9%	49.9%	52.2%	50.1%
% of FP17s for Band 1 Urgent Courses	77	2,161	3.6%	10.4%	9.2%	9.1%
% of FP17s Relating to Free Repair or Replacements	0	2,161	0.0%	0.9%	1.0%	0.8%
% of FP17s Relating to Continuations	0	2,161	0.0%	1.3%	1.4%	1.2%
% of Patients satisfied with the dentistry they have received	1	1	N/A	92.1%	93.1%	92.8%
% of Patients satisfied with the time they had to wait for an appointment	1	1	N/A	88.1%	89.5%	88.7%

* This is based on patients treated on this contract for their most recent course of treatment. Figures in italics indicate the base number of FP17s or Patient Questionnaire responses are less than 100. N/A is shown where the base number of responses is less than 10 during the period. % is calculated as Quantity/Base number*100

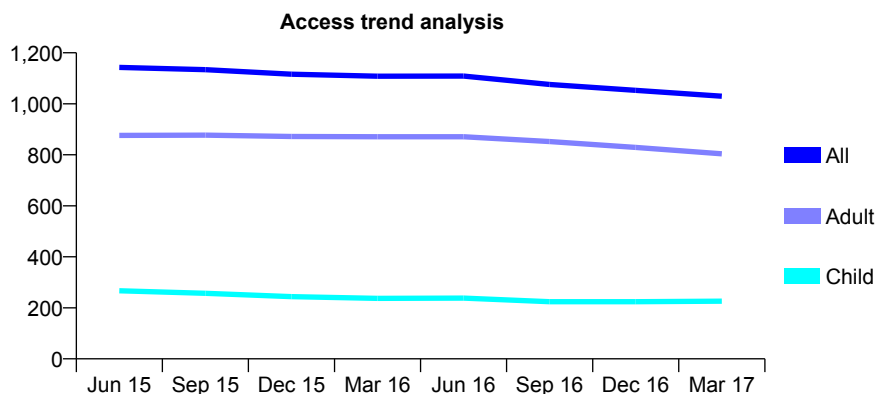
Q46 - Vital Signs At a Glance Contract Report for 235881/0001 - March 2017

Name or company name	MR S HELM
Contract type name	GDS Contract
Purpose of contract	General
Contract start date	01/04/2006
Contract end date	

16/17 Contracted general activity (UDA)	4,822
Carry forward general activity (UDA)	0
16/17 Contracted orthodontic activity (UOA)	0
Carry forward orthodontic activity (UOA)	0
Baseline contract value	£155,257.91

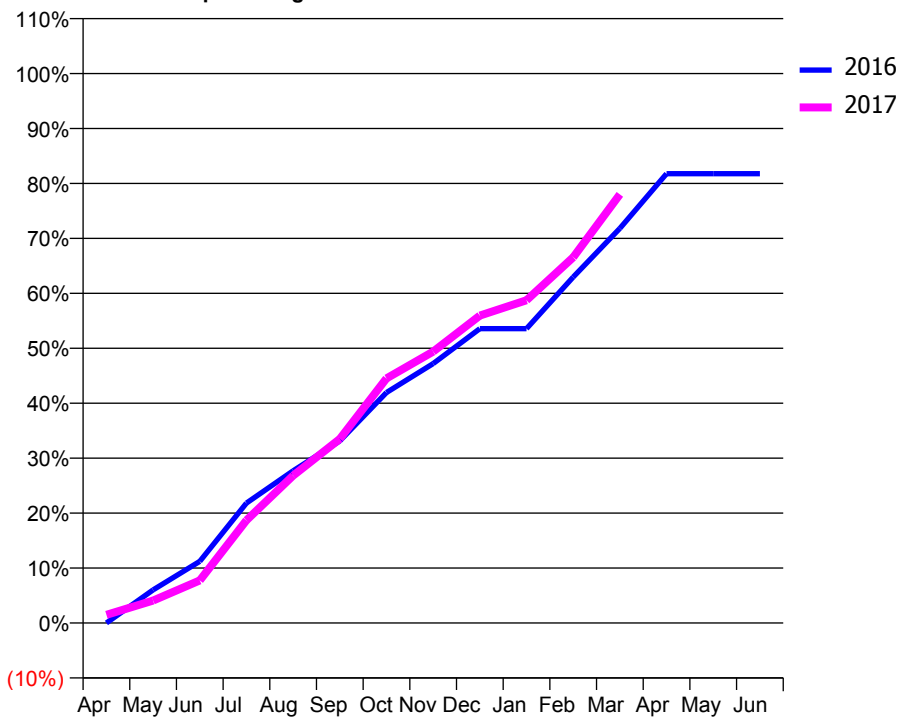
ACCESS*

Patients seen in 24 months	Total	Change since previous quarter
Quarter ending March 2016	1,108	
Quarter ending June 2016	1,109	→
Quarter ending September 2016	1,076	↓
Quarter ending December 2016	1,053	↓
Quarter ending March 2017	1,030	↓
Variance since March 2016	(7.0%)	↓



ACTIVITY

Cumulative percentage of contracted UDA delivered 2016 & 2017



Adjusted Scheduled Activity (UDA)

Month	2016	2017
April	0	72
May	291	198
June	541	374
July	1,053	902
August	1,336	1,294
September	1,598	1,615
October	2,022	2,147
November	2,277	2,381
December	2,583	2,698
January	2,583	2,832
February	3,036	3,209
March	3,463	3,761
April	3,942	
May	3,942	
June	3,942	

QUALITY

	Quantity	Base Number	Contract	AT	Region	England
% of FP17s for the same patient ID Re-attending within 3 months - Children	27	322	8.4%	12.9%	13.3%	12.3%
% of FP17s for the same patient ID Re-attending within 3 months - Adults	222	981	22.6%	17.6%	17.3%	16.7%
% of FP17s for the same patient ID Re-attending between 3 & 9 months - Children	144	322	44.7%	56.2%	58.9%	57.6%
% of FP17s for the same patient ID Re-attending between 3 & 9 months - Adults	329	981	33.5%	49.9%	52.2%	50.1%
% of FP17s for Band 1 Urgent Courses	197	1,197	16.5%	10.4%	9.2%	9.1%
% of FP17s Relating to Free Repair or Replacements	22	1,197	1.8%	0.9%	1.0%	0.8%
% of FP17s Relating to Continuations	12	1,197	1.0%	1.3%	1.4%	1.2%
% of Patients satisfied with the dentistry they have received	4	5	N/A	92.1%	93.1%	92.8%
% of Patients satisfied with the time they had to wait for an appointment	5	5	N/A	88.1%	89.5%	88.7%

* This is based on patients treated on this contract for their most recent course of treatment. Figures in italics indicate the base number of FP17s or Patient Questionnaire responses are less than 100. N/A is shown where the base number of responses is less than 10 during the period. % is calculated as Quantity/Base number*100

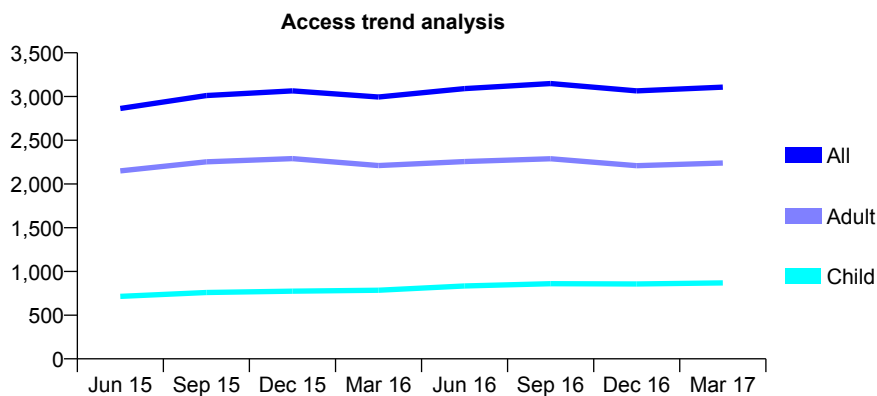
Q46 - Vital Signs At a Glance Contract Report for 238422/0002 - March 2017

Name or company name	MR A HOLLAND
Contract type name	GDS Contract
Purpose of contract	General
Contract start date	01/04/2006
Contract end date	

16/17 Contracted general activity (UDA)	8,912
Carry forward general activity (UDA)	-178
16/17 Contracted orthodontic activity (UOA)	0
Carry forward orthodontic activity (UOA)	0
Baseline contract value	£274,042.59

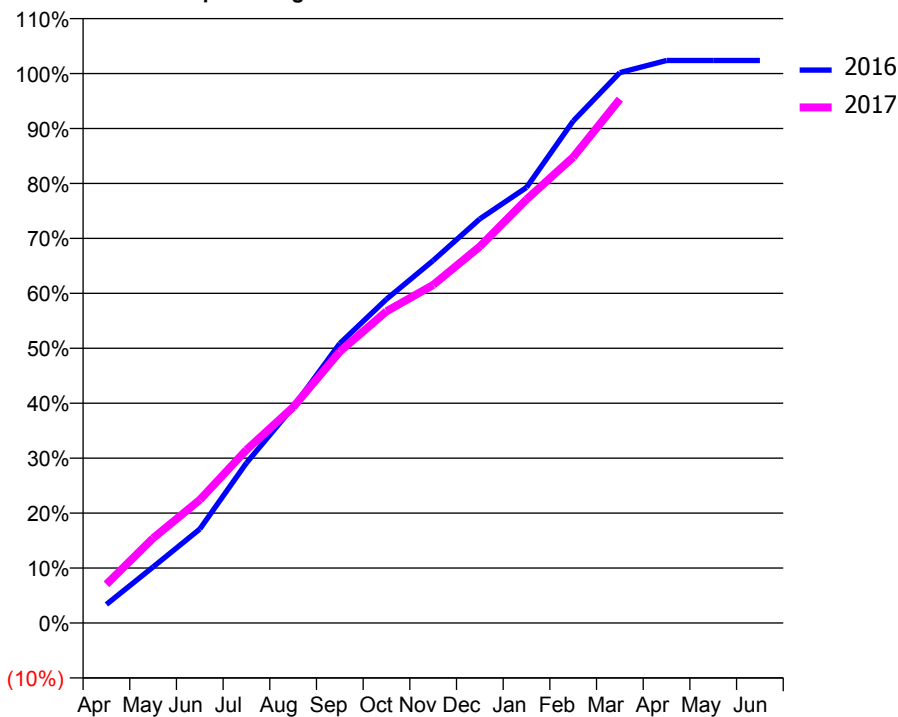
ACCESS*

Patients seen in 24 months	Total	Change since previous quarter
Quarter ending March 2016	2,995	
Quarter ending June 2016	3,090	↑
Quarter ending September 2016	3,148	→
Quarter ending December 2016	3,065	↓
Quarter ending March 2017	3,108	→
Variance since March 2016	3.8%	↑



ACTIVITY

Cumulative percentage of contracted UDA delivered 2016 & 2017



Month	Adjusted Scheduled Activity (UDA)	
	2016	2017
April	301	628
May	909	1,376
June	1,523	1,997
July	2,596	2,807
August	3,501	3,501
September	4,534	4,402
October	5,252	5,055
November	5,880	5,484
December	6,554	6,106
January	7,064	6,870
February	8,140	7,555
March	8,925	8,496
April	9,123	
May	9,123	
June	9,123	

QUALITY

	Quantity	Base Number	Contract	AT	Region	England
% of FP17s for the same patient ID Re-attending within 3 months - Children	126	1,196	10.5%	12.9%	13.3%	12.3%
% of FP17s for the same patient ID Re-attending within 3 months - Adults	467	2,639	17.7%	17.6%	17.3%	16.7%
% of FP17s for the same patient ID Re-attending between 3 & 9 months - Children	573	1,196	47.9%	56.2%	58.9%	57.6%
% of FP17s for the same patient ID Re-attending between 3 & 9 months - Adults	857	2,639	32.5%	49.9%	52.2%	50.1%
% of FP17s for Band 1 Urgent Courses	672	3,727	18.0%	10.4%	9.2%	9.1%
% of FP17s Relating to Free Repair or Replacements	28	3,727	0.8%	0.9%	1.0%	0.8%
% of FP17s Relating to Continuations	35	3,727	0.9%	1.3%	1.4%	1.2%
% of Patients satisfied with the dentistry they have received	2	2	N/A	92.1%	93.1%	92.8%
% of Patients satisfied with the time they had to wait for an appointment	2	2	N/A	88.1%	89.5%	88.7%

* This is based on patients treated on this contract for their most recent course of treatment. Figures in italics indicate the base number of FP17s or Patient Questionnaire responses are less than 100. N/A is shown where the base number of responses is less than 10 during the period. % is calculated as Quantity/Base number*100

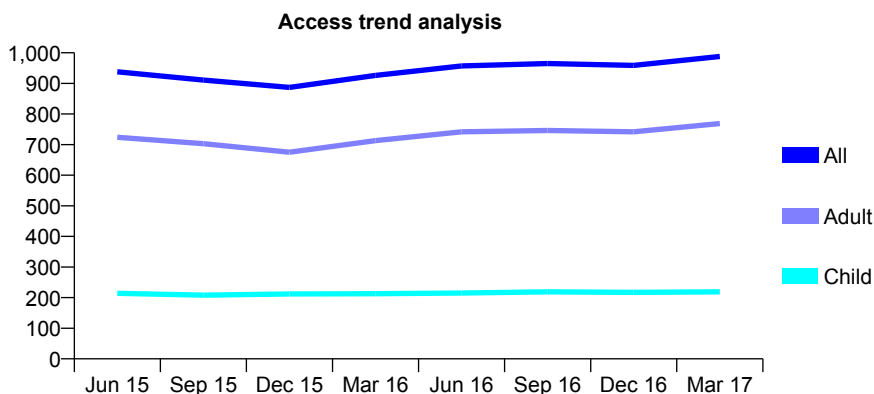
Q46 - Vital Signs At a Glance Contract Report for 238422/0003 - March 2017

Name or company name	MR A HOLLAND
Contract type name	GDS Contract
Purpose of contract	General
Contract start date	01/04/2006
Contract end date	

16/17 Contracted general activity (UDA)	2,713
Carry forward general activity (UDA)	0
16/17 Contracted orthodontic activity (UOA)	0
Carry forward orthodontic activity (UOA)	0
Baseline contract value	£87,332.98

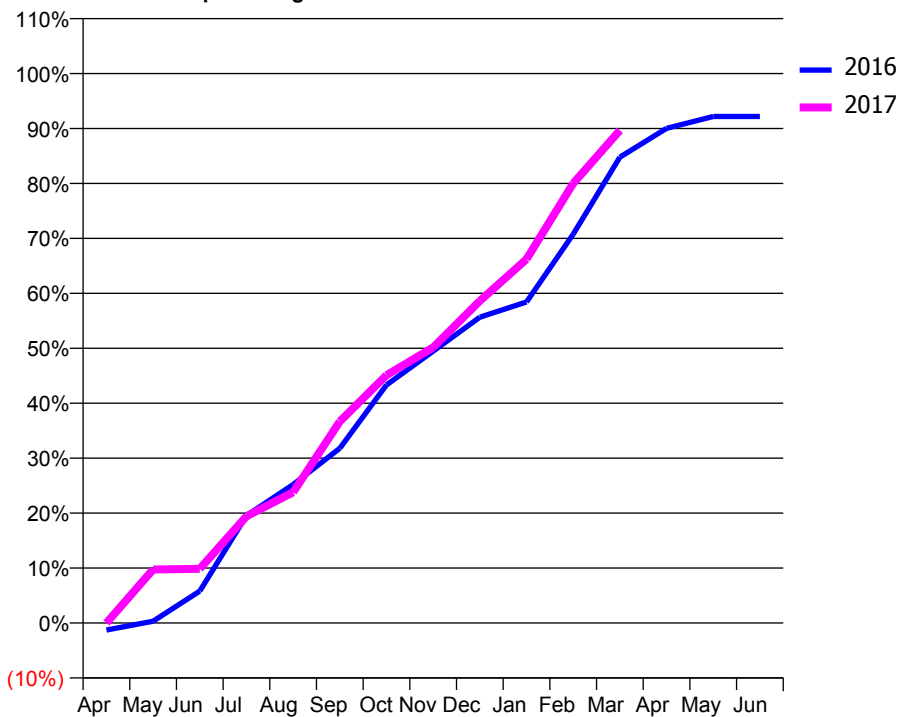
ACCESS*

Patients seen in 24 months	Total	Change since previous quarter
Quarter ending March 2016	926	
Quarter ending June 2016	957	↑
Quarter ending September 2016	965	→
Quarter ending December 2016	959	→
Quarter ending March 2017	988	↑
Variance since March 2016	6.7%	↑



ACTIVITY

Cumulative percentage of contracted UDA delivered 2016 & 2017



Month	Adjusted Scheduled Activity (UDA)	
	2016	2017
April	-35	0
May	9	264
June	158	267
July	530	527
August	684	646
September	863	995
October	1,176	1,224
November	1,342	1,360
December	1,510	1,590
January	1,585	1,796
February	1,920	2,170
March	2,300	2,433
April	2,442	
May	2,501	
June	2,501	

QUALITY

	Quantity	Base Number	Contract	AT	Region	England
% of FP17s for the same patient ID Re-attending within 3 months - Children	18	294	6.1%	12.9%	13.3%	12.3%
% of FP17s for the same patient ID Re-attending within 3 months - Adults	91	854	10.7%	17.6%	17.3%	16.7%
% of FP17s for the same patient ID Re-attending between 3 & 9 months - Children	152	294	51.7%	56.2%	58.9%	57.6%
% of FP17s for the same patient ID Re-attending between 3 & 9 months - Adults	261	854	30.6%	49.9%	52.2%	50.1%
% of FP17s for Band 1 Urgent Courses	293	1,055	27.8%	10.4%	9.2%	9.1%
% of FP17s Relating to Free Repair or Replacements	6	1,055	0.6%	0.9%	1.0%	0.8%
% of FP17s Relating to Continuations	4	1,055	0.4%	1.3%	1.4%	1.2%
% of Patients satisfied with the dentistry they have received	0	0	N/A	92.1%	93.1%	92.8%
% of Patients satisfied with the time they had to wait for an appointment	0	0	N/A	88.1%	89.5%	88.7%

* This is based on patients treated on this contract for their most recent course of treatment. Figures in italics indicate the base number of FP17s or Patient Questionnaire responses are less than 100. N/A is shown where the base number of responses is less than 10 during the period. % is calculated as Quantity/Base number*100

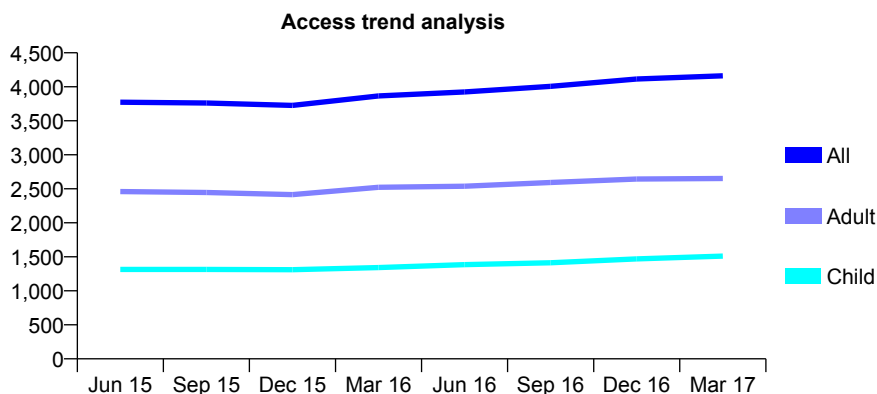
Q46 - Vital Signs At a Glance Contract Report for 238821/0001 - March 2017

Name or company name	MR AS HASNAIN
Contract type name	GDS Contract
Purpose of contract	General
Contract start date	01/04/2006
Contract end date	

16/17 Contracted general activity (UDA)	13,879
Carry forward general activity (UDA)	17
16/17 Contracted orthodontic activity (UOA)	0
Carry forward orthodontic activity (UOA)	0
Baseline contract value	£466,796.06

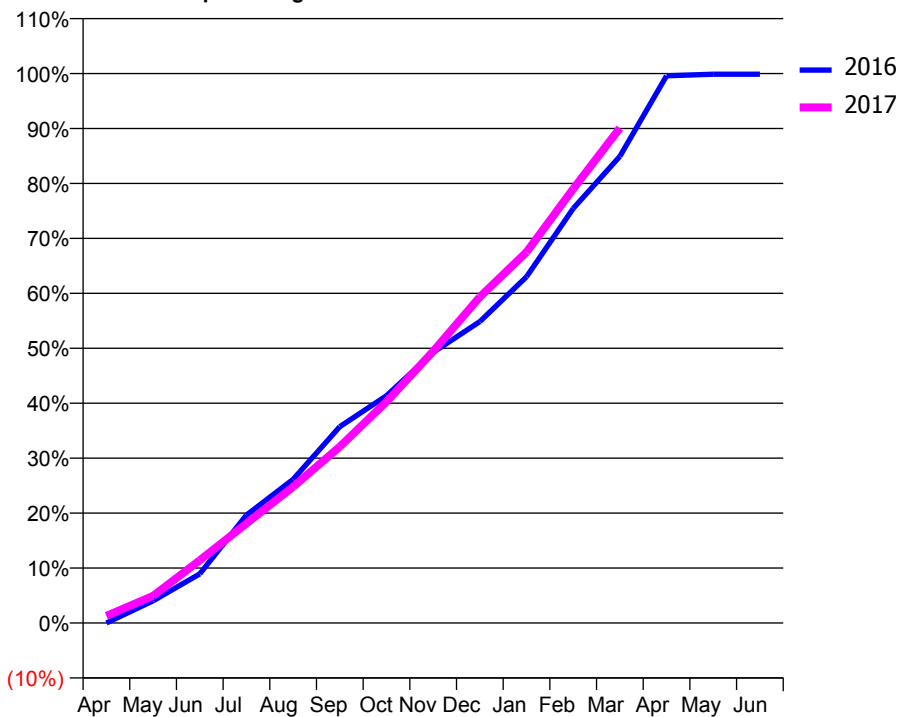
ACCESS*

Patients seen in 24 months	Total	Change since previous quarter
Quarter ending March 2016	3,865	
Quarter ending June 2016	3,925	→
Quarter ending September 2016	4,006	↑
Quarter ending December 2016	4,115	↑
Quarter ending March 2017	4,162	→
Variance since March 2016	7.7%	↑



ACTIVITY

Cumulative percentage of contracted UDA delivered 2016 & 2017



Month	Adjusted Scheduled Activity (UDA)	
	2016	2017
April	1	180
May	561	687
June	1,240	1,583
July	2,725	2,514
August	3,627	3,440
September	4,959	4,454
October	5,742	5,588
November	6,837	6,861
December	7,614	8,237
January	8,746	9,367
February	10,470	10,964
March	11,787	12,501
April	13,821	
May	13,861	
June	13,862	

QUALITY

	Quantity	Base Number	Contract	AT	Region	England
% of FP17s for the same patient ID Re-attending within 3 months - Children	233	1,821	12.8%	12.9%	13.3%	12.3%
% of FP17s for the same patient ID Re-attending within 3 months - Adults	483	2,816	17.2%	17.6%	17.3%	16.7%
% of FP17s for the same patient ID Re-attending between 3 & 9 months - Children	657	1,821	36.1%	56.2%	58.9%	57.6%
% of FP17s for the same patient ID Re-attending between 3 & 9 months - Adults	765	2,816	27.2%	49.9%	52.2%	50.1%
% of FP17s for Band 1 Urgent Courses	614	3,934	15.6%	10.4%	9.2%	9.1%
% of FP17s Relating to Free Repair or Replacements	0	3,934	0.0%	0.9%	1.0%	0.8%
% of FP17s Relating to Continuations	4	3,934	0.1%	1.3%	1.4%	1.2%
% of Patients satisfied with the dentistry they have received	3	3	N/A	92.1%	93.1%	92.8%
% of Patients satisfied with the time they had to wait for an appointment	3	3	N/A	88.1%	89.5%	88.7%

* This is based on patients treated on this contract for their most recent course of treatment. Figures in italics indicate the base number of FP17s or Patient Questionnaire responses are less than 100. N/A is shown where the base number of responses is less than 10 during the period. % is calculated as Quantity/Base number*100

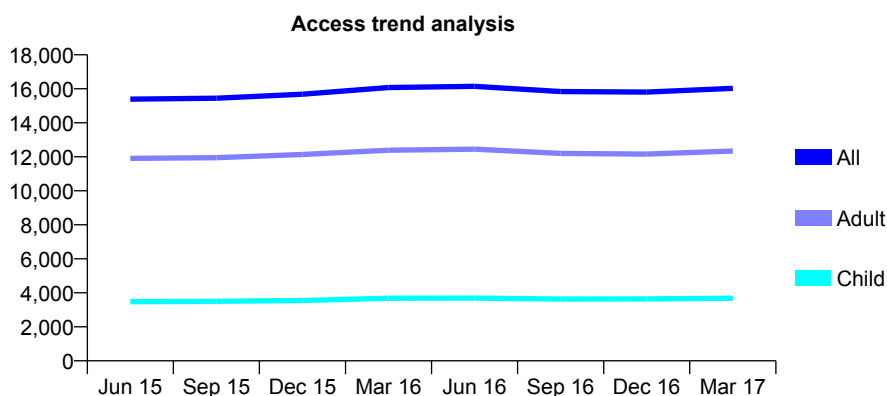
Q46 - Vital Signs At a Glance Contract Report for 239615/0001 - March 2017

Name or company name	MR RS SINGH
Contract type name	GDS Contract
Purpose of contract	General and Orthodontic
Contract start date	01/04/2006
Contract end date	

16/17 Contracted general activity (UDA)	39,521
Carry forward general activity (UDA)	454
16/17 Contracted orthodontic activity (UOA)	1,091
Carry forward orthodontic activity (UOA)	-5
Baseline contract value	£1,371,951.41

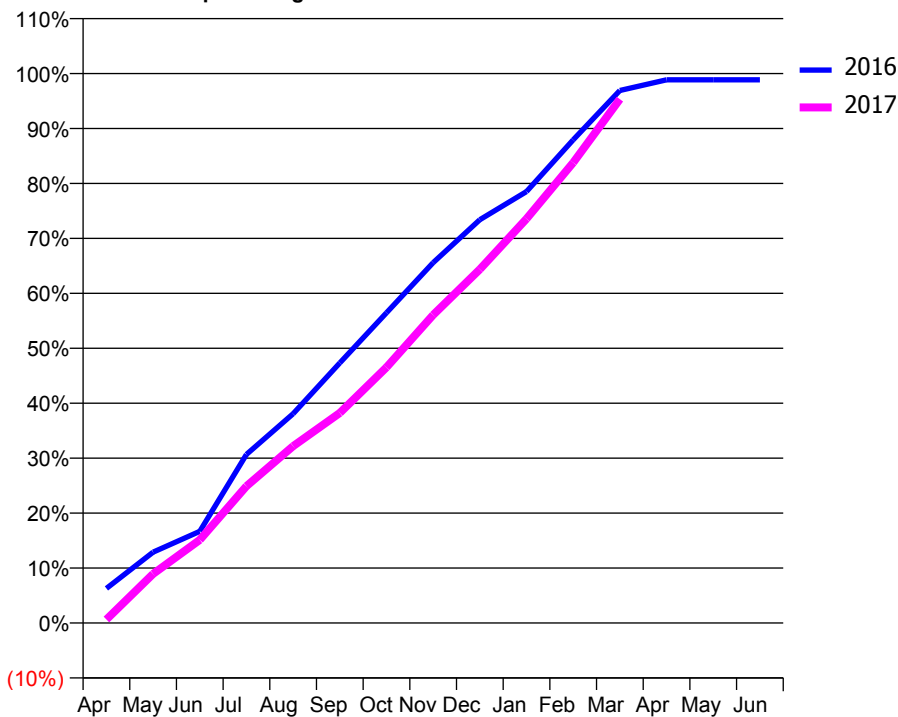
ACCESS*

Patients seen in 24 months	Total	Change since previous quarter
Quarter ending March 2016	16,071	
Quarter ending June 2016	16,146	→
Quarter ending September 2016	15,836	↓
Quarter ending December 2016	15,805	→
Quarter ending March 2017	16,024	→
Variance since March 2016	(0.3%)	→



ACTIVITY

Cumulative percentage of contracted UDA delivered 2016 & 2017



Month	Adjusted Scheduled Activity (UDA)	
	2016	2017
April	2,506	256
May	5,137	3,537
June	6,641	5,982
July	12,209	9,848
August	15,156	12,726
September	18,842	15,105
October	22,467	18,392
November	26,106	22,159
December	29,216	25,439
January	31,252	29,073
February	34,993	33,110
March	38,573	37,677
April	39,341	
May	39,343	
June	39,347	

QUALITY

	Quantity	Base Number	Contract	AT	Region	England
% of FP17s for the same patient ID Re-attending within 3 months - Children	483	4,382	11.0%	12.9%	13.3%	12.3%
% of FP17s for the same patient ID Re-attending within 3 months - Adults	2,956	15,383	19.2%	17.6%	17.3%	16.7%
% of FP17s for the same patient ID Re-attending between 3 & 9 months - Children	1,654	4,382	37.7%	56.2%	58.9%	57.6%
% of FP17s for the same patient ID Re-attending between 3 & 9 months - Adults	6,191	15,383	40.2%	49.9%	52.2%	50.1%
% of FP17s for Band 1 Urgent Courses	1,022	17,913	5.7%	10.4%	9.2%	9.1%
% of FP17s Relating to Free Repair or Replacements	150	17,913	0.8%	0.9%	1.0%	0.8%
% of FP17s Relating to Continuations	161	17,913	0.9%	1.3%	1.4%	1.2%
% of Patients satisfied with the dentistry they have received	9	9	N/A	92.1%	93.1%	92.8%
% of Patients satisfied with the time they had to wait for an appointment	9	9	N/A	88.1%	89.5%	88.7%

* This is based on patients treated on this contract for their most recent course of treatment. Figures in italics indicate the base number of FP17s or Patient Questionnaire responses are less than 100. N/A is shown where the base number of responses is less than 10 during the period. % is calculated as Quantity/Base number*100

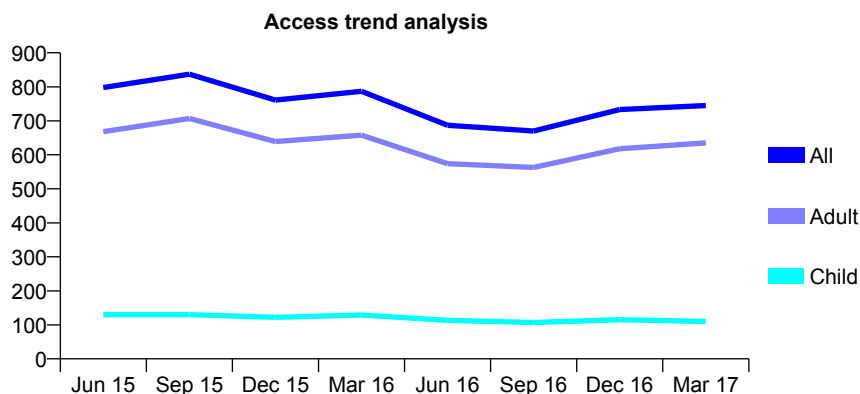
Q46 - Vital Signs At a Glance Contract Report for 239615/0006 - March 2017

Name or company name	MR RS SINGH
Contract type name	PDS Contract
Purpose of contract	General
Contract start date	01/05/2010
Contract end date	31/03/2018

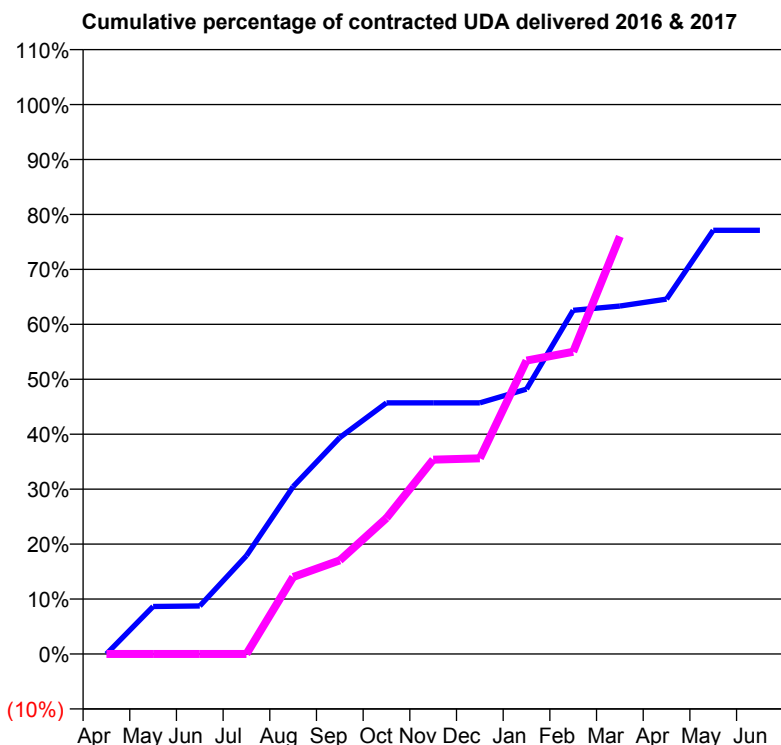
16/17 Contracted general activity (UDA)	1,344
Carry forward general activity (UDA)	0
16/17 Contracted orthodontic activity (UOA)	0
Carry forward orthodontic activity (UOA)	0
Baseline contract value	£89,897.20

ACCESS*

Patients seen in 24 months	Total	Change since previous quarter
Quarter ending March 2016	787	
Quarter ending June 2016	687	↓
Quarter ending September 2016	670	↓
Quarter ending December 2016	733	↑
Quarter ending March 2017	745	→
Variance since March 2016	(5.3%)	↓



ACTIVITY



Month	Adjusted Scheduled Activity (UDA)	
	2016	2017
April	0	0
May	116	0
June	118	0
July	241	0
August	410	188
September	530	229
October	614	332
November	614	475
December	614	479
January	648	718
February	841	739
March	851	1,021
April	868	
May	1,036	
June	1,036	

QUALITY

	Quantity	Base Number	Contract	AT	Region	England
% of FP17s for the same patient ID Re-attending within 3 months - Children	2	198	1.0%	12.9%	13.3%	12.3%
% of FP17s for the same patient ID Re-attending within 3 months - Adults	7	836	0.8%	17.6%	17.3%	16.7%
% of FP17s for the same patient ID Re-attending between 3 & 9 months - Children	2	198	1.0%	56.2%	58.9%	57.6%
% of FP17s for the same patient ID Re-attending between 3 & 9 months - Adults	6	836	0.7%	49.9%	52.2%	50.1%
% of FP17s for Band 1 Urgent Courses	846	852	99.3%	10.4%	9.2%	9.1%
% of FP17s Relating to Free Repair or Replacements	0	852	0.0%	0.9%	1.0%	0.8%
% of FP17s Relating to Continuations	0	852	0.0%	1.3%	1.4%	1.2%
% of Patients satisfied with the dentistry they have received	0	0	N/A	92.1%	93.1%	92.8%
% of Patients satisfied with the time they had to wait for an appointment	0	0	N/A	88.1%	89.5%	88.7%

* This is based on patients treated on this contract for their most recent course of treatment. Figures in italics indicate the base number of FP17s or Patient Questionnaire responses are less than 100. N/A is shown where the base number of responses is less than 10 during the period. % is calculated as Quantity/Base number*100

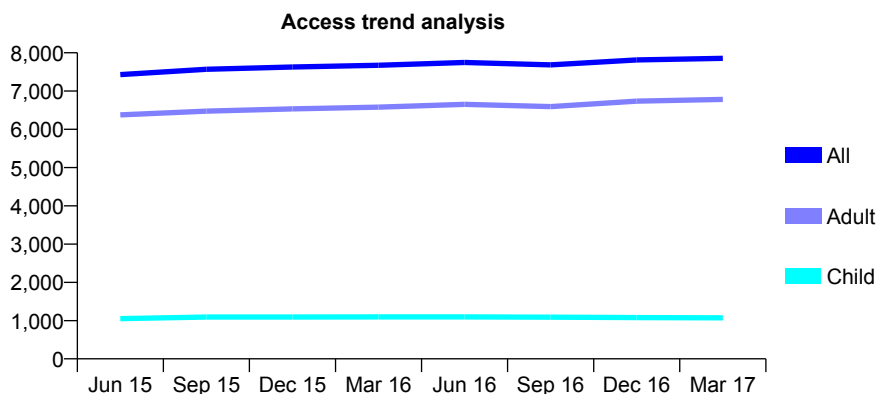
Q46 - Vital Signs At a Glance Contract Report for 243698/0001 - March 2017

Name or company name	MR A SALEEM
Contract type name	GDS Contract
Purpose of contract	General
Contract start date	01/04/2006
Contract end date	

16/17 Contracted general activity (UDA)	26,900
Carry forward general activity (UDA)	265
16/17 Contracted orthodontic activity (UOA)	0
Carry forward orthodontic activity (UOA)	0
Baseline contract value	£803,370.60

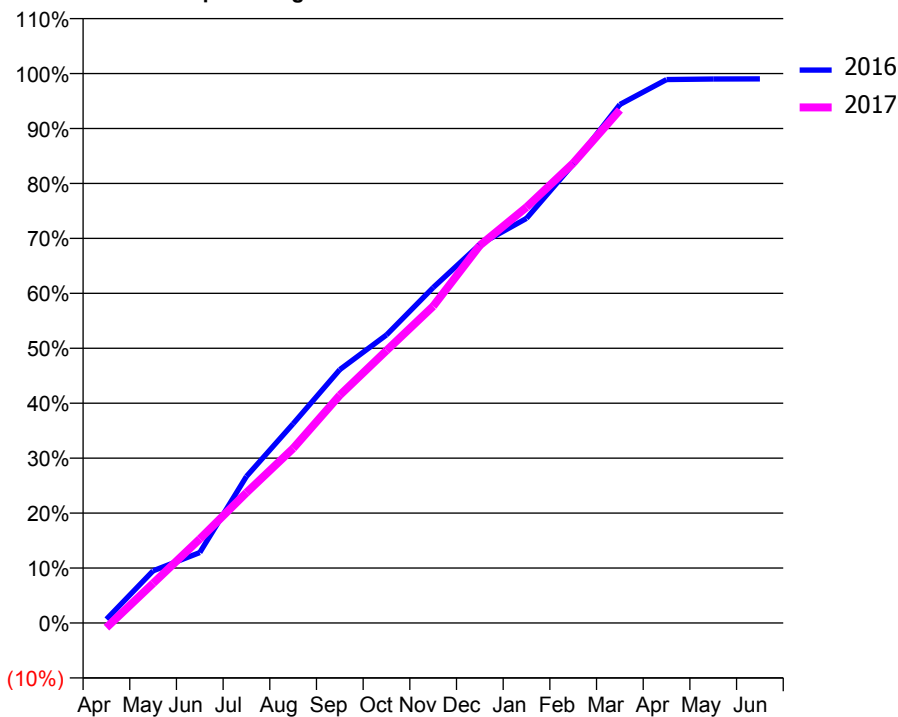
ACCESS*

Patients seen in 24 months	Total	Change since previous quarter
Quarter ending March 2016	7,675	
Quarter ending June 2016	7,748	→
Quarter ending September 2016	7,685	→
Quarter ending December 2016	7,815	→
Quarter ending March 2017	7,855	→
Variance since March 2016	2.3%	↑



ACTIVITY

Cumulative percentage of contracted UDA delivered 2016 & 2017



Month	Adjusted Scheduled Activity (UDA)	
	2016	2017
April	186	-234
May	2,553	1,942
June	3,447	4,118
July	7,179	6,381
August	9,754	8,546
September	12,404	11,154
October	14,103	13,337
November	16,423	15,506
December	18,537	18,486
January	19,809	20,358
February	22,457	22,512
March	25,386	25,117
April	26,605	
May	26,632	
June	26,635	

QUALITY

	Quantity	Base Number	Contract	AT	Region	England
% of FP17s for the same patient ID Re-attending within 3 months - Children	184	1,556	11.8%	12.9%	13.3%	12.3%
% of FP17s for the same patient ID Re-attending within 3 months - Adults	1,726	8,880	19.4%	17.6%	17.3%	16.7%
% of FP17s for the same patient ID Re-attending between 3 & 9 months - Children	892	1,556	57.3%	56.2%	58.9%	57.6%
% of FP17s for the same patient ID Re-attending between 3 & 9 months - Adults	4,063	8,880	45.8%	49.9%	52.2%	50.1%
% of FP17s for Band 1 Urgent Courses	1,462	9,340	15.7%	10.4%	9.2%	9.1%
% of FP17s Relating to Free Repair or Replacements	159	9,340	1.7%	0.9%	1.0%	0.8%
% of FP17s Relating to Continuations	174	9,340	1.9%	1.3%	1.4%	1.2%
% of Patients satisfied with the dentistry they have received	5	5	N/A	92.1%	93.1%	92.8%
% of Patients satisfied with the time they had to wait for an appointment	2	5	N/A	88.1%	89.5%	88.7%

* This is based on patients treated on this contract for their most recent course of treatment. Figures in italics indicate the base number of FP17s or Patient Questionnaire responses are less than 100. N/A is shown where the base number of responses is less than 10 during the period. % is calculated as Quantity/Base number*100

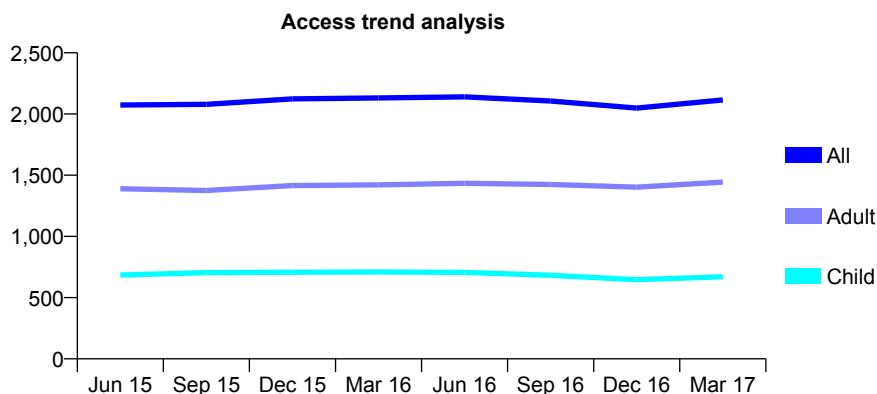
Q46 - Vital Signs At a Glance Contract Report for 243698/0002 - March 2017

Name or company name	MR A SALEEM PARTNERSHIP
Contract type name	GDS Contract
Purpose of contract	General
Contract start date	10/10/2008
Contract end date	

16/17 Contracted general activity (UDA)	6,803
Carry forward general activity (UDA)	164
16/17 Contracted orthodontic activity (UOA)	0
Carry forward orthodontic activity (UOA)	0
Baseline contract value	£179,118.71

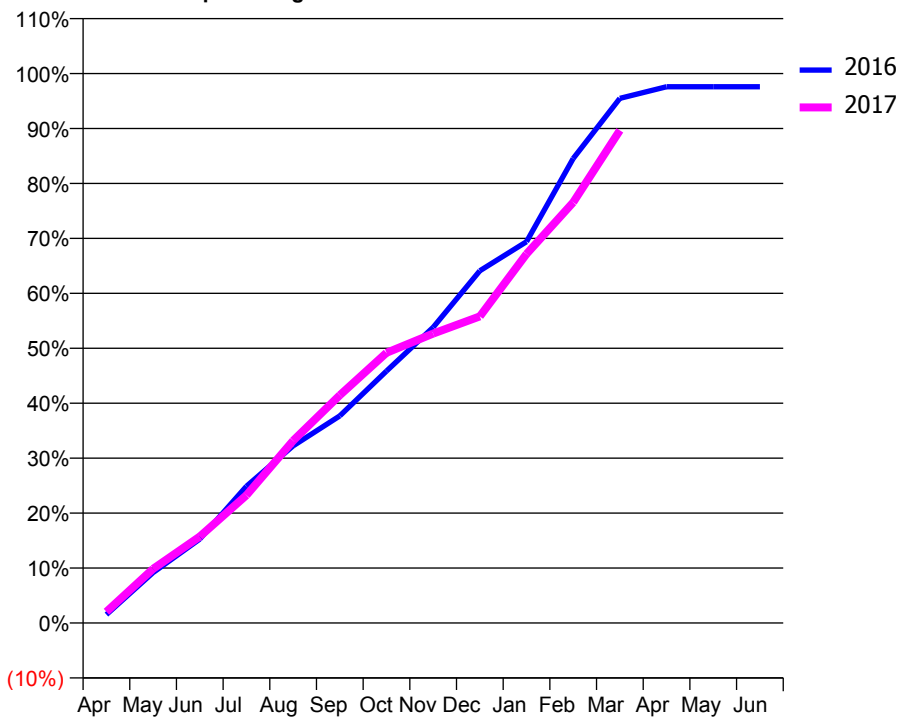
ACCESS*

Patients seen in 24 months	Total	Change since previous quarter
Quarter ending March 2016	2,131	
Quarter ending June 2016	2,140	→
Quarter ending September 2016	2,106	↓
Quarter ending December 2016	2,049	↓
Quarter ending March 2017	2,115	↑
Variance since March 2016	(0.8%)	→



ACTIVITY

Cumulative percentage of contracted UDA delivered 2016 & 2017



Month	Adjusted Scheduled Activity (UDA)	
	2016	2017
April	105	140
May	625	670
June	1,040	1,071
July	1,693	1,583
August	2,193	2,258
September	2,564	2,821
October	3,120	3,346
November	3,661	3,583
December	4,360	3,796
January	4,721	4,568
February	5,751	5,208
March	6,495	6,099
April	6,639	
May	6,639	
June	6,639	

QUALITY

	Quantity	Base Number	Contract	AT	Region	England
% of FP17s for the same patient ID Re-attending within 3 months - Children	57	975	5.8%	12.9%	13.3%	12.3%
% of FP17s for the same patient ID Re-attending within 3 months - Adults	265	1,943	13.6%	17.6%	17.3%	16.7%
% of FP17s for the same patient ID Re-attending between 3 & 9 months - Children	616	975	63.2%	56.2%	58.9%	57.6%
% of FP17s for the same patient ID Re-attending between 3 & 9 months - Adults	1,021	1,943	52.5%	49.9%	52.2%	50.1%
% of FP17s for Band 1 Urgent Courses	186	2,865	6.5%	10.4%	9.2%	9.1%
% of FP17s Relating to Free Repair or Replacements	10	2,865	0.3%	0.9%	1.0%	0.8%
% of FP17s Relating to Continuations	17	2,865	0.6%	1.3%	1.4%	1.2%
% of Patients satisfied with the dentistry they have received	1	1	N/A	92.1%	93.1%	92.8%
% of Patients satisfied with the time they had to wait for an appointment	1	1	N/A	88.1%	89.5%	88.7%

* This is based on patients treated on this contract for their most recent course of treatment. Figures in italics indicate the base number of FP17s or Patient Questionnaire responses are less than 100. N/A is shown where the base number of responses is less than 10 during the period. % is calculated as Quantity/Base number*100

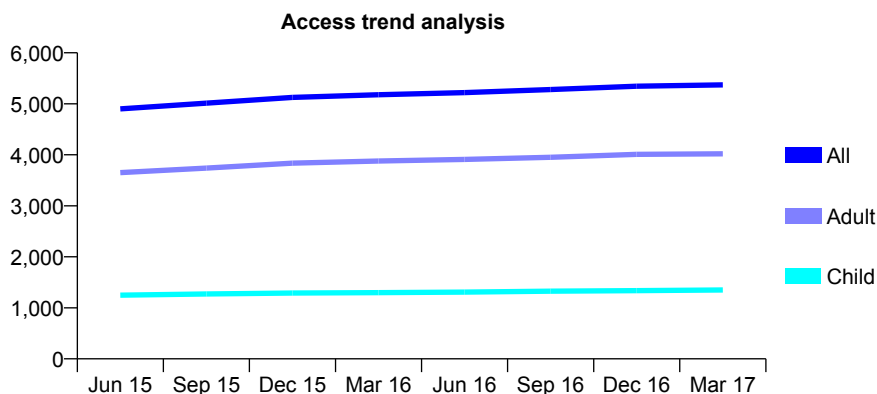
Q46 - Vital Signs At a Glance Contract Report for 245372/0005 - March 2017

Name or company name	Seedat, Ahmed and Hashmi
Contract type name	GDS Contract
Purpose of contract	General
Contract start date	18/12/2008
Contract end date	

16/17 Contracted general activity (UDA)	20,000
Carry forward general activity (UDA)	648
16/17 Contracted orthodontic activity (UOA)	0
Carry forward orthodontic activity (UOA)	0
Baseline contract value	£488,945.07

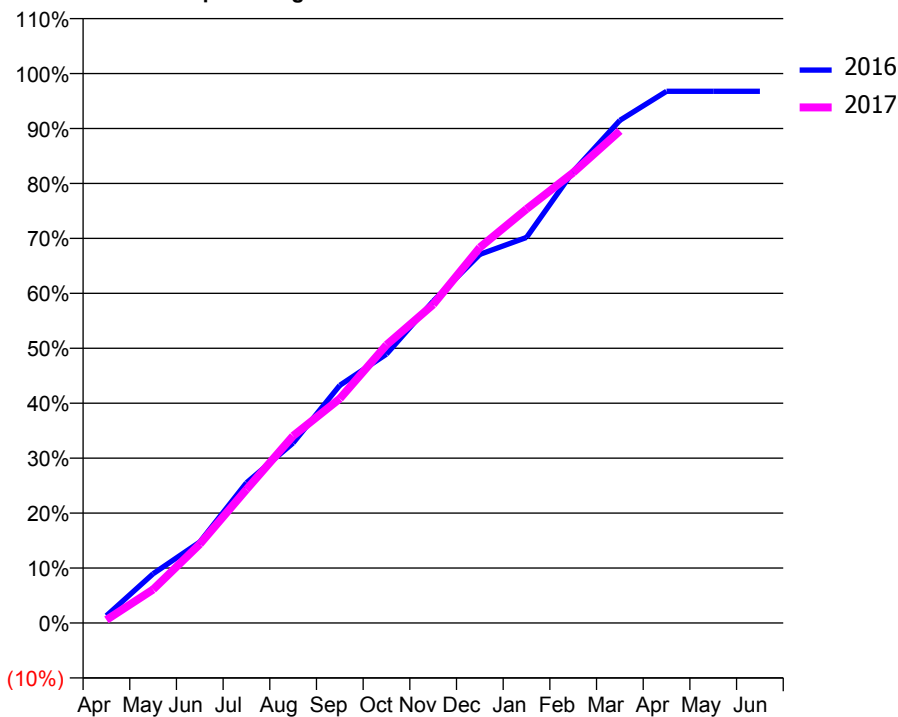
ACCESS*

Patients seen in 24 months	Total	Change since previous quarter
Quarter ending March 2016	5,177	
Quarter ending June 2016	5,219	→
Quarter ending September 2016	5,280	→
Quarter ending December 2016	5,346	→
Quarter ending March 2017	5,370	→
Variance since March 2016	3.7%	↑



ACTIVITY

Cumulative percentage of contracted UDA delivered 2016 & 2017



Month	Adjusted Scheduled Activity (UDA)	
	2016	2017
April	264	114
May	1,792	1,220
June	2,949	2,871
July	5,104	4,863
August	6,553	6,810
September	8,649	8,168
October	9,787	10,122
November	11,714	11,590
December	13,417	13,671
January	14,035	15,065
February	16,437	16,393
March	18,294	17,912
April	19,352	
May	19,352	
June	19,352	

QUALITY

	Quantity	Base Number	Contract	AT	Region	England
% of FP17s for the same patient ID Re-attending within 3 months - Children	201	2,422	8.3%	12.9%	13.3%	12.3%
% of FP17s for the same patient ID Re-attending within 3 months - Adults	929	6,558	14.2%	17.6%	17.3%	16.7%
% of FP17s for the same patient ID Re-attending between 3 & 9 months - Children	1,713	2,422	70.7%	56.2%	58.9%	57.6%
% of FP17s for the same patient ID Re-attending between 3 & 9 months - Adults	4,278	6,558	65.2%	49.9%	52.2%	50.1%
% of FP17s for Band 1 Urgent Courses	499	8,602	5.8%	10.4%	9.2%	9.1%
% of FP17s Relating to Free Repair or Replacements	51	8,602	0.6%	0.9%	1.0%	0.8%
% of FP17s Relating to Continuations	129	8,602	1.5%	1.3%	1.4%	1.2%
% of Patients satisfied with the dentistry they have received	8	10	80.0%	92.1%	93.1%	92.8%
% of Patients satisfied with the time they had to wait for an appointment	9	10	90.0%	88.1%	89.5%	88.7%

* This is based on patients treated on this contract for their most recent course of treatment. Figures in italics indicate the base number of FP17s or Patient Questionnaire responses are less than 100. N/A is shown where the base number of responses is less than 10 during the period. % is calculated as Quantity/Base number*100

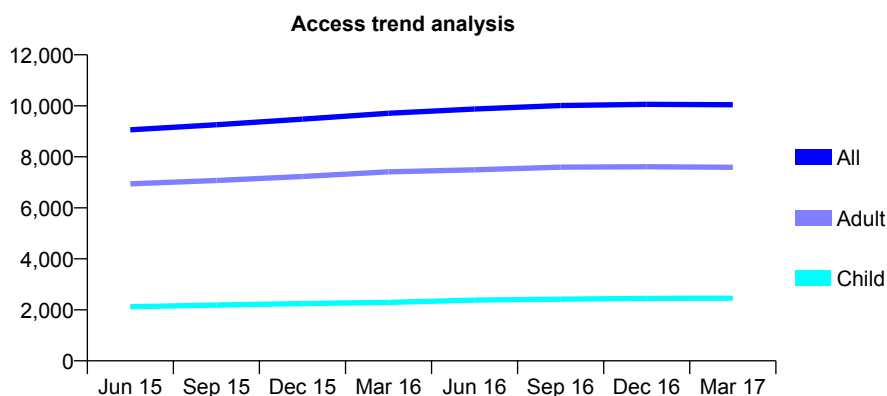
Q46 - Vital Signs At a Glance Contract Report for 245372/0006 - March 2017

Name or company name	MR KK SARANGI
Contract type name	GDS Contract
Purpose of contract	General
Contract start date	01/04/2011
Contract end date	

16/17 Contracted general activity (UDA)	29,210
Carry forward general activity (UDA)	0
16/17 Contracted orthodontic activity (UOA)	0
Carry forward orthodontic activity (UOA)	0
Baseline contract value	£714,105.06

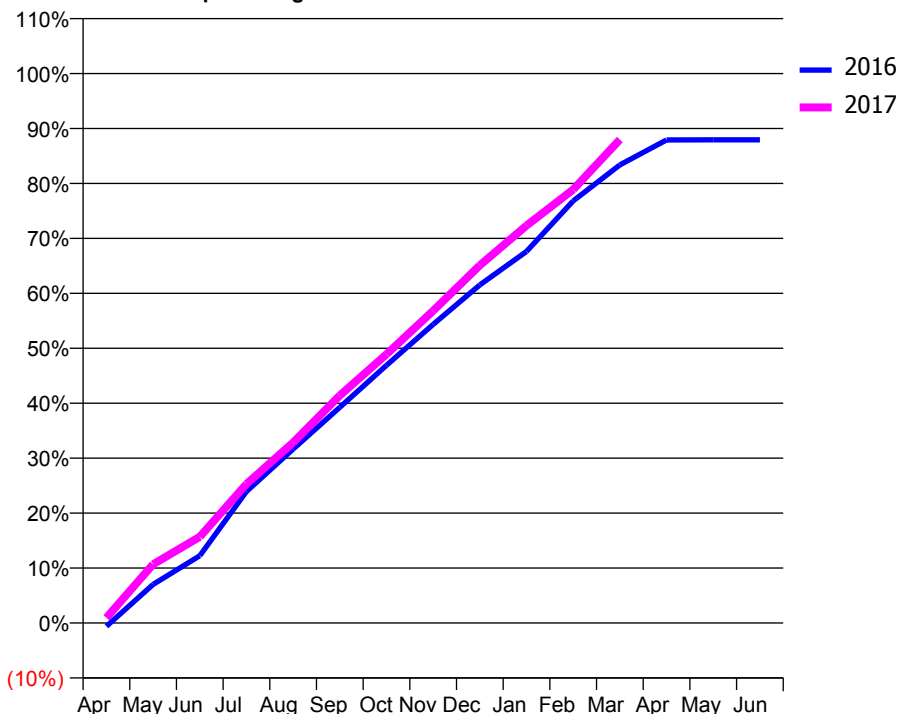
ACCESS*

Patients seen in 24 months	Total	Change since previous quarter
Quarter ending March 2016	9,707	
Quarter ending June 2016	9,872	→
Quarter ending September 2016	10,013	→
Quarter ending December 2016	10,058	→
Quarter ending March 2017	10,042	→
Variance since March 2016	3.5%	↑



ACTIVITY

Cumulative percentage of contracted UDA delivered 2016 & 2017



Month	Adjusted Scheduled Activity (UDA)	
	2016	2017
April	-181	279
May	2,053	3,126
June	3,576	4,582
July	6,989	7,391
August	9,246	9,594
September	11,462	12,099
October	13,699	14,289
November	15,874	16,599
December	17,972	19,016
January	19,751	21,125
February	22,442	23,038
March	24,351	25,699
April	25,675	
May	25,684	
June	25,685	

QUALITY

	Quantity	Base Number	Contract	AT	Region	England
% of FP17s for the same patient ID Re-attending within 3 months - Children	193	3,901	4.9%	12.9%	13.3%	12.3%
% of FP17s for the same patient ID Re-attending within 3 months - Adults	1,270	11,694	10.9%	17.6%	17.3%	16.7%
% of FP17s for the same patient ID Re-attending between 3 & 9 months - Children	2,706	3,901	69.4%	56.2%	58.9%	57.6%
% of FP17s for the same patient ID Re-attending between 3 & 9 months - Adults	7,837	11,694	67.0%	49.9%	52.2%	50.1%
% of FP17s for Band 1 Urgent Courses	699	14,854	4.7%	10.4%	9.2%	9.1%
% of FP17s Relating to Free Repair or Replacements	85	14,854	0.6%	0.9%	1.0%	0.8%
% of FP17s Relating to Continuations	165	14,854	1.1%	1.3%	1.4%	1.2%
% of Patients satisfied with the dentistry they have received	17	17	100.0%	92.1%	93.1%	92.8%
% of Patients satisfied with the time they had to wait for an appointment	12	17	70.6%	88.1%	89.5%	88.7%

* This is based on patients treated on this contract for their most recent course of treatment. Figures in italics indicate the base number of FP17s or Patient Questionnaire responses are less than 100. N/A is shown where the base number of responses is less than 10 during the period. % is calculated as Quantity/Base number*100

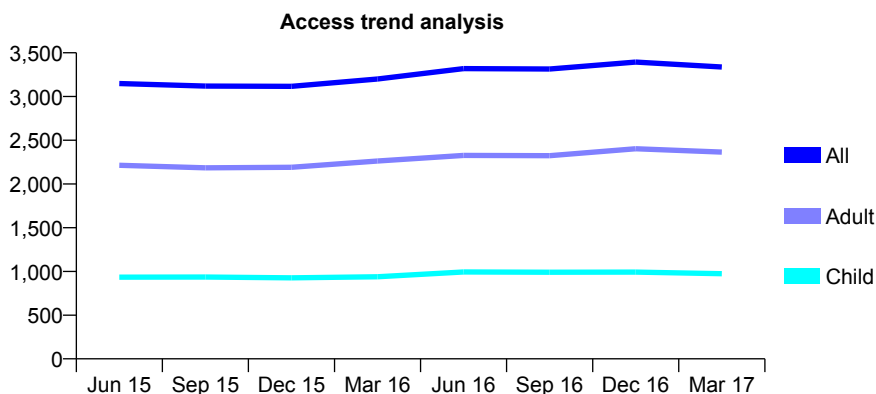
Q46 - Vital Signs At a Glance Contract Report for 245658/0001 - March 2017

Name or company name	MR K HAMEED
Contract type name	GDS Contract
Purpose of contract	General
Contract start date	01/04/2006
Contract end date	

16/17 Contracted general activity (UDA)	8,433
Carry forward general activity (UDA)	151
16/17 Contracted orthodontic activity (UOA)	0
Carry forward orthodontic activity (UOA)	0
Baseline contract value	£228,071.95

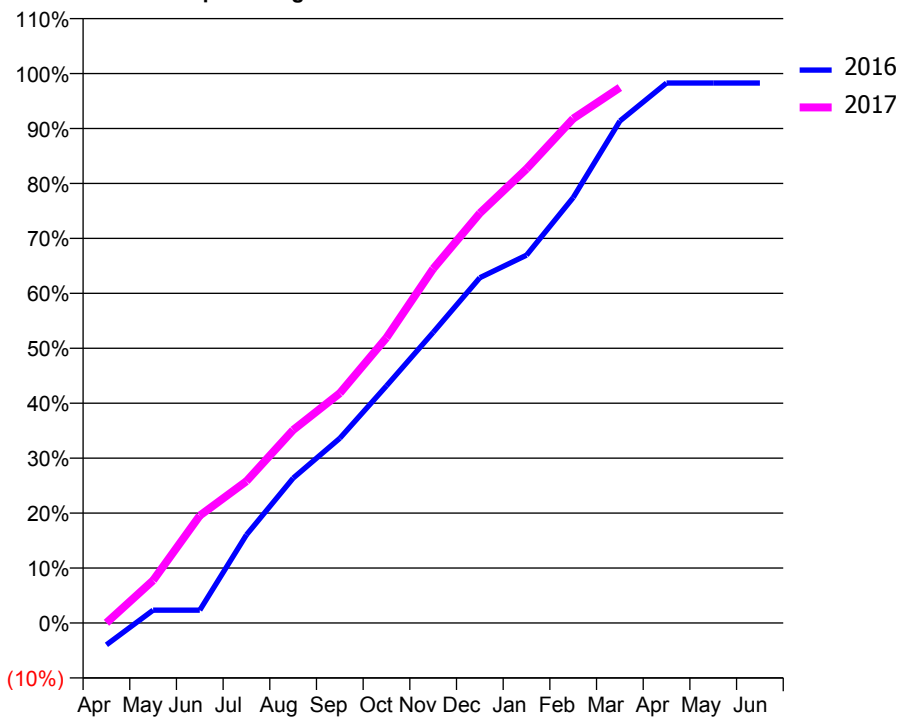
ACCESS*

Patients seen in 24 months	Total	Change since previous quarter
Quarter ending March 2016	3,201	
Quarter ending June 2016	3,320	↑
Quarter ending September 2016	3,315	→
Quarter ending December 2016	3,394	↑
Quarter ending March 2017	3,338	↓
Variance since March 2016	4.3%	↑



ACTIVITY

Cumulative percentage of contracted UDA delivered 2016 & 2017



Month	Adjusted Scheduled Activity (UDA)	
	2016	2017
April	-347	3
May	203	654
June	203	1,648
July	1,399	2,177
August	2,297	2,962
September	2,929	3,527
October	3,760	4,378
November	4,609	5,436
December	5,475	6,289
January	5,832	6,969
February	6,746	7,742
March	7,961	8,218
April	8,562	
May	8,562	
June	8,562	

QUALITY

	Quantity	Base Number	Contract	AT	Region	England
% of FP17s for the same patient ID Re-attending within 3 months - Children	132	1,538	8.6%	12.9%	13.3%	12.3%
% of FP17s for the same patient ID Re-attending within 3 months - Adults	653	3,267	20.0%	17.6%	17.3%	16.7%
% of FP17s for the same patient ID Re-attending between 3 & 9 months - Children	918	1,538	59.7%	56.2%	58.9%	57.6%
% of FP17s for the same patient ID Re-attending between 3 & 9 months - Adults	1,516	3,267	46.4%	49.9%	52.2%	50.1%
% of FP17s for Band 1 Urgent Courses	468	4,538	10.3%	10.4%	9.2%	9.1%
% of FP17s Relating to Free Repair or Replacements	1	4,538	0.0%	0.9%	1.0%	0.8%
% of FP17s Relating to Continuations	92	4,538	2.0%	1.3%	1.4%	1.2%
% of Patients satisfied with the dentistry they have received	2	2	N/A	92.1%	93.1%	92.8%
% of Patients satisfied with the time they had to wait for an appointment	1	2	N/A	88.1%	89.5%	88.7%

* This is based on patients treated on this contract for their most recent course of treatment. Figures in italics indicate the base number of FP17s or Patient Questionnaire responses are less than 100. N/A is shown where the base number of responses is less than 10 during the period. % is calculated as Quantity/Base number*100

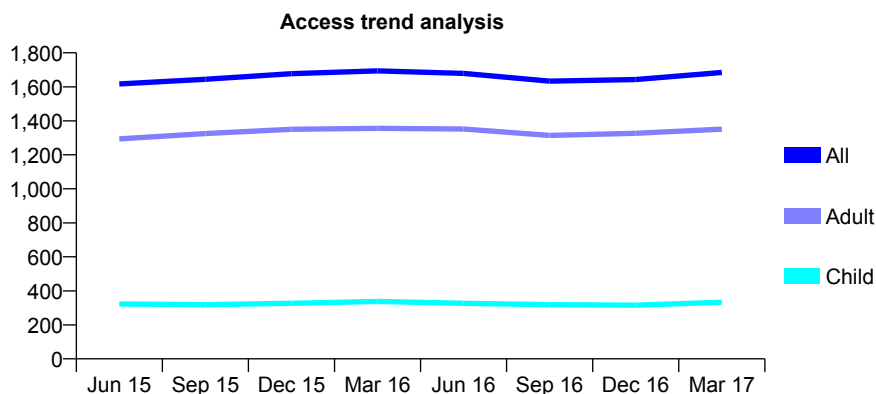
Q46 - Vital Signs At a Glance Contract Report for 246441/0001 - March 2017

Name or company name	RamKoush
Contract type name	GDS Contract
Purpose of contract	General
Contract start date	01/04/2006
Contract end date	

16/17 Contracted general activity (UDA)	5,431
Carry forward general activity (UDA)	154
16/17 Contracted orthodontic activity (UOA)	0
Carry forward orthodontic activity (UOA)	0
Baseline contract value	£141,631.39

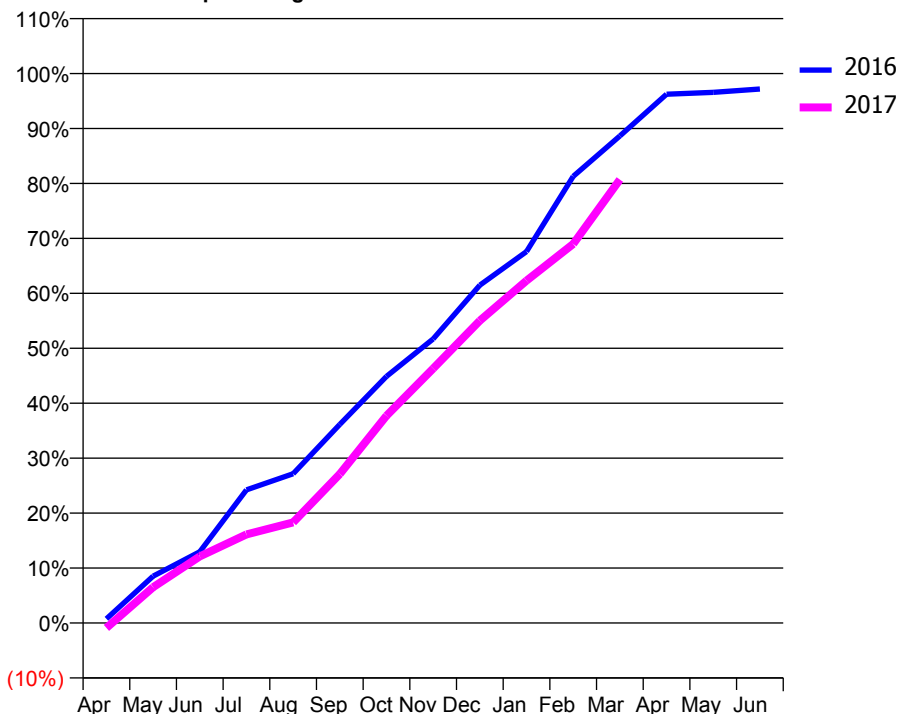
ACCESS*

Patients seen in 24 months	Total	Change since previous quarter
Quarter ending March 2016	1,694	
Quarter ending June 2016	1,679	→
Quarter ending September 2016	1,633	↓
Quarter ending December 2016	1,643	→
Quarter ending March 2017	1,684	↑
Variance since March 2016	(0.6%)	→



ACTIVITY

Cumulative percentage of contracted UDA delivered 2016 & 2017



QUALITY

	Quantity	Base Number	Contract	AT	Region	England
% of FP17s for the same patient ID Re-attending within 3 months - Children	8	334	2.4%	12.9%	13.3%	12.3%
% of FP17s for the same patient ID Re-attending within 3 months - Adults	245	1,594	15.4%	17.6%	17.3%	16.7%
% of FP17s for the same patient ID Re-attending between 3 & 9 months - Children	107	334	32.0%	56.2%	58.9%	57.6%
% of FP17s for the same patient ID Re-attending between 3 & 9 months - Adults	626	1,594	39.3%	49.9%	52.2%	50.1%
% of FP17s for Band 1 Urgent Courses	251	1,755	14.3%	10.4%	9.2%	9.1%
% of FP17s Relating to Free Repair or Replacements	5	1,755	0.3%	0.9%	1.0%	0.8%
% of FP17s Relating to Continuations	7	1,755	0.4%	1.3%	1.4%	1.2%
% of Patients satisfied with the dentistry they have received	3	4	N/A	92.1%	93.1%	92.8%
% of Patients satisfied with the time they had to wait for an appointment	2	4	N/A	88.1%	89.5%	88.7%

* This is based on patients treated on this contract for their most recent course of treatment. Figures in italics indicate the base number of FP17s or Patient Questionnaire responses are less than 100. N/A is shown where the base number of responses is less than 10 during the period. % is calculated as Quantity/Base number*100

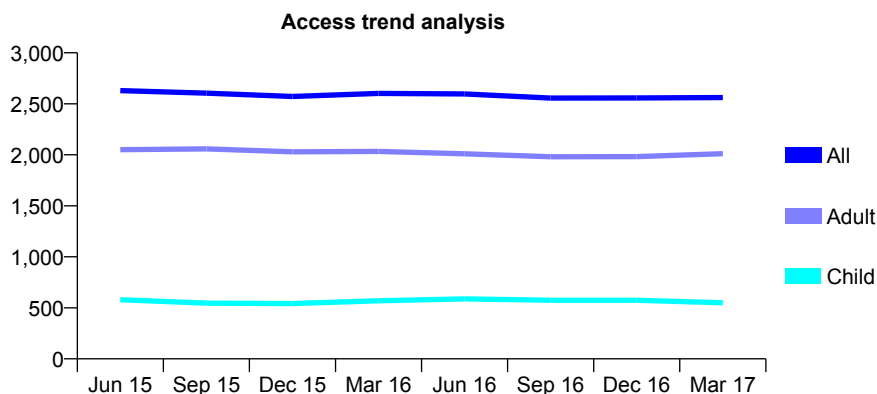
Q46 - Vital Signs At a Glance Contract Report for 253081/0001 - March 2017

Name or company name	MISS GM Zverblis
Contract type name	GDS Contract
Purpose of contract	General
Contract start date	01/04/2006
Contract end date	

16/17 Contracted general activity (UDA)	8,542
Carry forward general activity (UDA)	-91
16/17 Contracted orthodontic activity (UOA)	0
Carry forward orthodontic activity (UOA)	0
Baseline contract value	£208,828.43

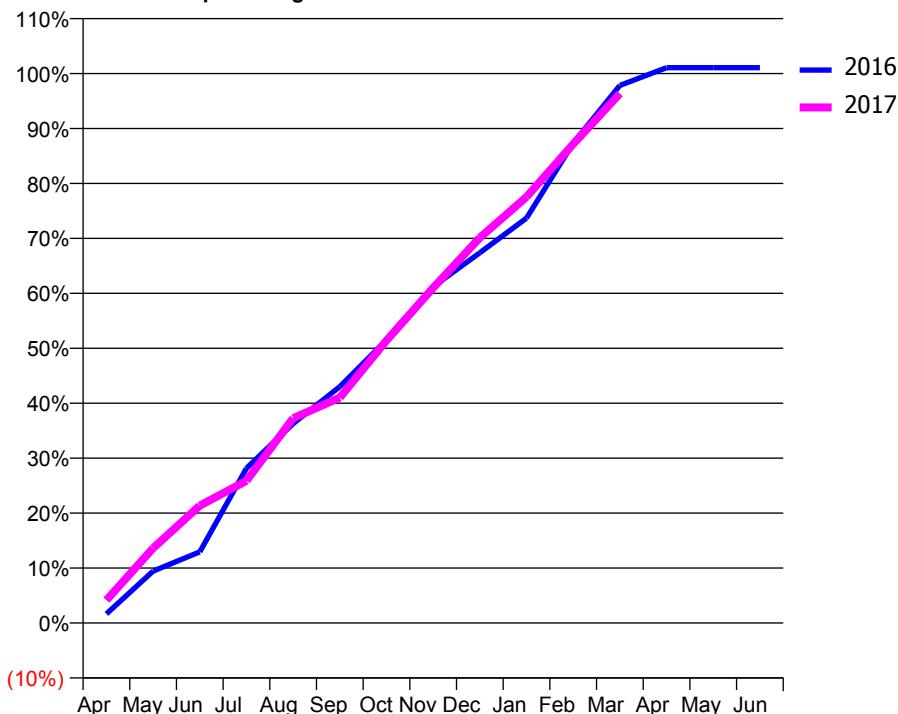
ACCESS*

Patients seen in 24 months	Total	Change since previous quarter
Quarter ending March 2016	2,602	
Quarter ending June 2016	2,597	→
Quarter ending September 2016	2,556	↓
Quarter ending December 2016	2,557	→
Quarter ending March 2017	2,561	→
Variance since March 2016	(1.6%)	↓



ACTIVITY

Cumulative percentage of contracted UDA delivered 2016 & 2017



Month	Adjusted Scheduled Activity (UDA)	
	2016	2017
April	142	356
May	807	1,163
June	1,107	1,824
July	2,406	2,210
August	3,101	3,183
September	3,673	3,504
October	4,400	4,391
November	5,228	5,210
December	5,756	5,989
January	6,294	6,623
February	7,458	7,445
March	8,356	8,229
April	8,632	
May	8,632	
June	8,633	

QUALITY

	Quantity	Base Number	Contract	AT	Region	England
% of FP17s for the same patient ID Re-attending within 3 months - Children	41	872	4.7%	12.9%	13.3%	12.3%
% of FP17s for the same patient ID Re-attending within 3 months - Adults	682	3,472	19.6%	17.6%	17.3%	16.7%
% of FP17s for the same patient ID Re-attending between 3 & 9 months - Children	539	872	61.8%	56.2%	58.9%	57.6%
% of FP17s for the same patient ID Re-attending between 3 & 9 months - Adults	1,944	3,472	56.0%	49.9%	52.2%	50.1%
% of FP17s for Band 1 Urgent Courses	302	4,216	7.2%	10.4%	9.2%	9.1%
% of FP17s Relating to Free Repair or Replacements	90	4,216	2.1%	0.9%	1.0%	0.8%
% of FP17s Relating to Continuations	54	4,216	1.3%	1.3%	1.4%	1.2%
% of Patients satisfied with the dentistry they have received	5	5	N/A	92.1%	93.1%	92.8%
% of Patients satisfied with the time they had to wait for an appointment	5	5	N/A	88.1%	89.5%	88.7%

* This is based on patients treated on this contract for their most recent course of treatment. Figures in italics indicate the base number of FP17s or Patient Questionnaire responses are less than 100. N/A is shown where the base number of responses is less than 10 during the period. % is calculated as Quantity/Base number*100

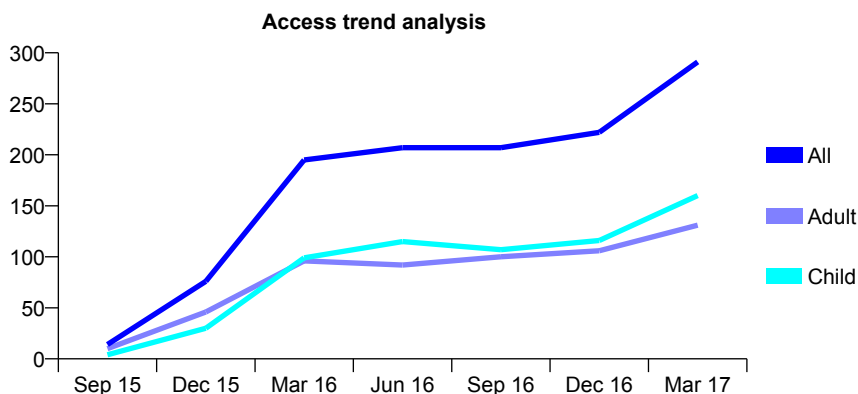
Q46 - Vital Signs At a Glance Contract Report for 253081/0003 - March 2017

Name or company name	MISS GM Zverblis
Contract type name	GDS Contract
Purpose of contract	General
Contract start date	14/09/2015
Contract end date	

16/17 Contracted general activity (UDA)	730
Carry forward general activity (UDA)	0
16/17 Contracted orthodontic activity (UOA)	0
Carry forward orthodontic activity (UOA)	0
Baseline contract value	£17,846.49

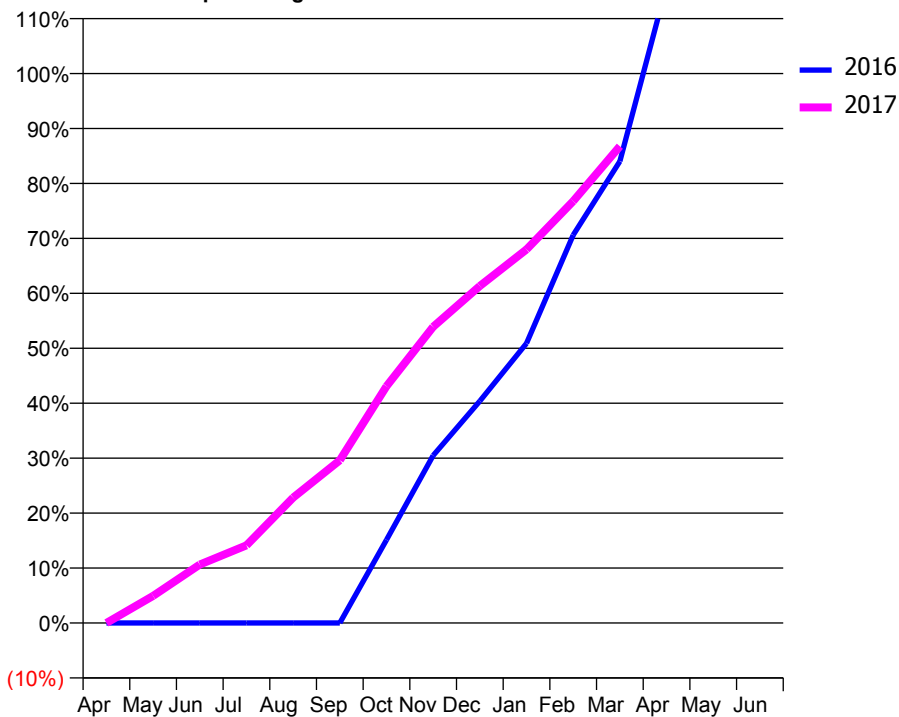
ACCESS*

Patients seen in 24 months	Total	Change since previous quarter
Quarter ending March 2016	195	
Quarter ending June 2016	207	↑
Quarter ending September 2016	207	→
Quarter ending December 2016	222	↑
Quarter ending March 2017	291	↑
Variance since March 2016	49.2%	↑



ACTIVITY

Cumulative percentage of contracted UDA delivered 2016 & 2017



Month	Adjusted Scheduled Activity (UDA)	
	2016	2017
April	0	0
May	0	36
June	0	78
July	0	103
August	0	167
September	0	216
October	60	315
November	121	394
December	161	448
January	203	496
February	281	560
March	334	633
April	461	
May	461	
June	461	

QUALITY

	Quantity	Base Number	Contract	AT	Region	England
% of FP17s for the same patient ID Re-attending within 3 months - Children	11	244	4.5%	12.9%	13.3%	12.3%
% of FP17s for the same patient ID Re-attending within 3 months - Adults	9	192	4.7%	17.6%	17.3%	16.7%
% of FP17s for the same patient ID Re-attending between 3 & 9 months - Children	52	244	21.3%	56.2%	58.9%	57.6%
% of FP17s for the same patient ID Re-attending between 3 & 9 months - Adults	26	192	13.5%	49.9%	52.2%	50.1%
% of FP17s for Band 1 Urgent Courses	32	361	8.9%	10.4%	9.2%	9.1%
% of FP17s Relating to Free Repair or Replacements	3	361	0.8%	0.9%	1.0%	0.8%
% of FP17s Relating to Continuations	0	361	0.0%	1.3%	1.4%	1.2%
% of Patients satisfied with the dentistry they have received	0	0	N/A	92.1%	93.1%	92.8%
% of Patients satisfied with the time they had to wait for an appointment	0	0	N/A	88.1%	89.5%	88.7%

* This is based on patients treated on this contract for their most recent course of treatment. Figures in italics indicate the base number of FP17s or Patient Questionnaire responses are less than 100. N/A is shown where the base number of responses is less than 10 during the period. % is calculated as Quantity/Base number*100

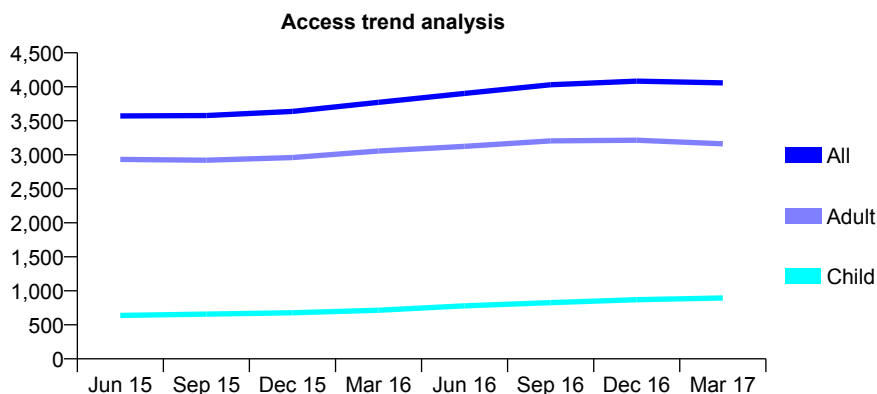
Q46 - Vital Signs At a Glance Contract Report for 258873/0001 - March 2017

Name or company name	MR VK AGGARWAL
Contract type name	GDS Contract
Purpose of contract	General
Contract start date	01/04/2012
Contract end date	

16/17 Contracted general activity (UDA)	13,233
Carry forward general activity (UDA)	226
16/17 Contracted orthodontic activity (UOA)	0
Carry forward orthodontic activity (UOA)	0
Baseline contract value	£323,510.50

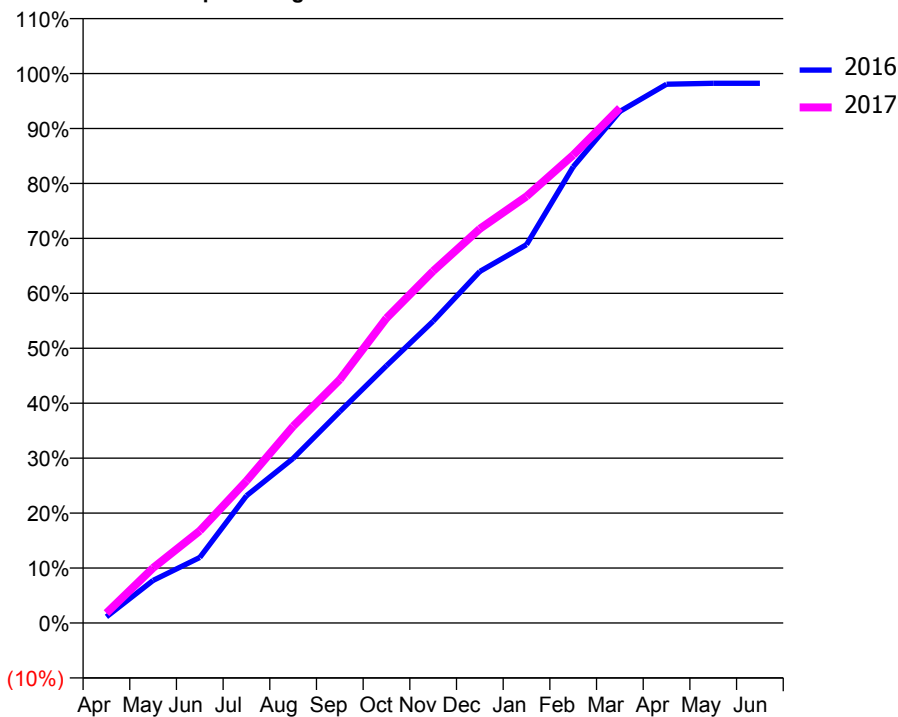
ACCESS*

Patients seen in 24 months	Total	Change since previous quarter
Quarter ending March 2016	3,771	
Quarter ending June 2016	3,903	↑
Quarter ending September 2016	4,031	↑
Quarter ending December 2016	4,084	→
Quarter ending March 2017	4,058	→
Variance since March 2016	7.6%	↑



ACTIVITY

Cumulative percentage of contracted UDA delivered 2016 & 2017



Month	Adjusted Scheduled Activity (UDA)	
	2016	2017
April	150	238
May	1,035	1,329
June	1,592	2,220
July	3,090	3,421
August	3,999	4,737
September	5,134	5,862
October	6,249	7,343
November	7,330	8,475
December	8,538	9,495
January	9,188	10,275
February	11,081	11,270
March	12,424	12,402
April	13,086	
May	13,107	
June	13,107	

QUALITY

	Quantity	Base Number	Contract	AT	Region	England
% of FP17s for the same patient ID Re-attending within 3 months - Children	194	1,526	12.7%	12.9%	13.3%	12.3%
% of FP17s for the same patient ID Re-attending within 3 months - Adults	929	5,464	17.0%	17.6%	17.3%	16.7%
% of FP17s for the same patient ID Re-attending between 3 & 9 months - Children	903	1,526	59.2%	56.2%	58.9%	57.6%
% of FP17s for the same patient ID Re-attending between 3 & 9 months - Adults	3,467	5,464	63.5%	49.9%	52.2%	50.1%
% of FP17s for Band 1 Urgent Courses	499	6,703	7.4%	10.4%	9.2%	9.1%
% of FP17s Relating to Free Repair or Replacements	220	6,703	3.3%	0.9%	1.0%	0.8%
% of FP17s Relating to Continuations	54	6,703	0.8%	1.3%	1.4%	1.2%
% of Patients satisfied with the dentistry they have received	24	25	96.0%	92.1%	93.1%	92.8%
% of Patients satisfied with the time they had to wait for an appointment	25	25	100.0%	88.1%	89.5%	88.7%

* This is based on patients treated on this contract for their most recent course of treatment. Figures in italics indicate the base number of FP17s or Patient Questionnaire responses are less than 100. N/A is shown where the base number of responses is less than 10 during the period. % is calculated as Quantity/Base number*100

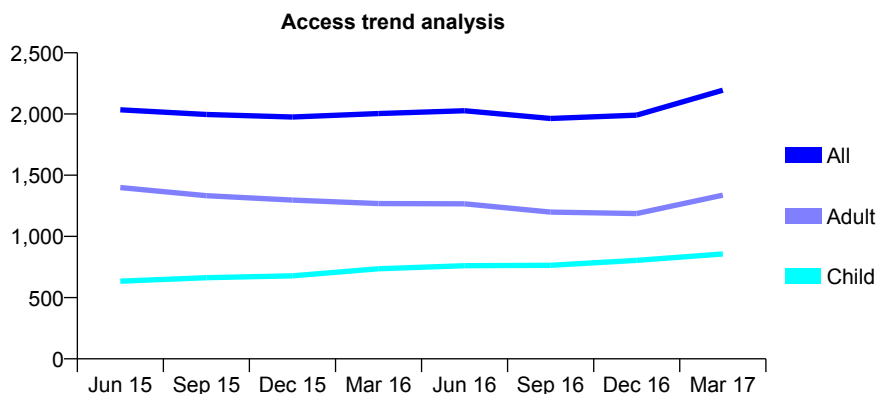
Q46 - Vital Signs At a Glance Contract Report for 261963/0001 - March 2017

Name or company name	MISS A AHMED
Contract type name	GDS Contract
Purpose of contract	General
Contract start date	01/04/2006
Contract end date	

16/17 Contracted general activity (UDA)	6,625
Carry forward general activity (UDA)	3
16/17 Contracted orthodontic activity (UOA)	0
Carry forward orthodontic activity (UOA)	0
Baseline contract value	£198,066.09

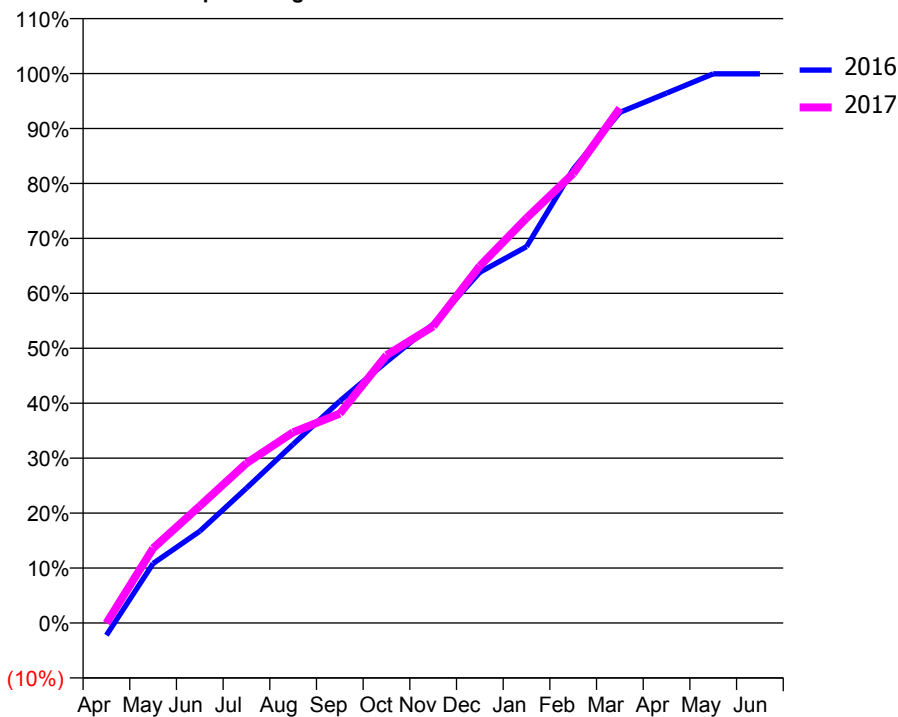
ACCESS*

Patients seen in 24 months	Total	Change since previous quarter
Quarter ending March 2016	2,004	
Quarter ending June 2016	2,027	→
Quarter ending September 2016	1,963	↓
Quarter ending December 2016	1,991	→
Quarter ending March 2017	2,194	↑
Variance since March 2016	9.5%	↑



ACTIVITY

Cumulative percentage of contracted UDA delivered 2016 & 2017



Month	Adjusted Scheduled Activity (UDA)	
	2016	2017
April	-149	-3
May	717	901
June	1,107	1,411
July	1,625	1,928
August	2,155	2,300
September	2,677	2,525
October	3,148	3,229
November	3,603	3,577
December	4,229	4,304
January	4,538	4,881
February	5,470	5,419
March	6,157	6,207
April	6,388	
May	6,622	
June	6,622	

QUALITY

	Quantity	Base Number	Contract	AT	Region	England
% of FP17s for the same patient ID Re-attending within 3 months - Children	199	1,405	14.2%	12.9%	13.3%	12.3%
% of FP17s for the same patient ID Re-attending within 3 months - Adults	339	1,973	17.2%	17.6%	17.3%	16.7%
% of FP17s for the same patient ID Re-attending between 3 & 9 months - Children	767	1,405	54.6%	56.2%	58.9%	57.6%
% of FP17s for the same patient ID Re-attending between 3 & 9 months - Adults	1,064	1,973	53.9%	49.9%	52.2%	50.1%
% of FP17s for Band 1 Urgent Courses	214	3,171	6.7%	10.4%	9.2%	9.1%
% of FP17s Relating to Free Repair or Replacements	11	3,171	0.3%	0.9%	1.0%	0.8%
% of FP17s Relating to Continuations	9	3,171	0.3%	1.3%	1.4%	1.2%
% of Patients satisfied with the dentistry they have received	2	2	N/A	92.1%	93.1%	92.8%
% of Patients satisfied with the time they had to wait for an appointment	1	2	N/A	88.1%	89.5%	88.7%

* This is based on patients treated on this contract for their most recent course of treatment. Figures in italics indicate the base number of FP17s or Patient Questionnaire responses are less than 100. N/A is shown where the base number of responses is less than 10 during the period. % is calculated as Quantity/Base number*100

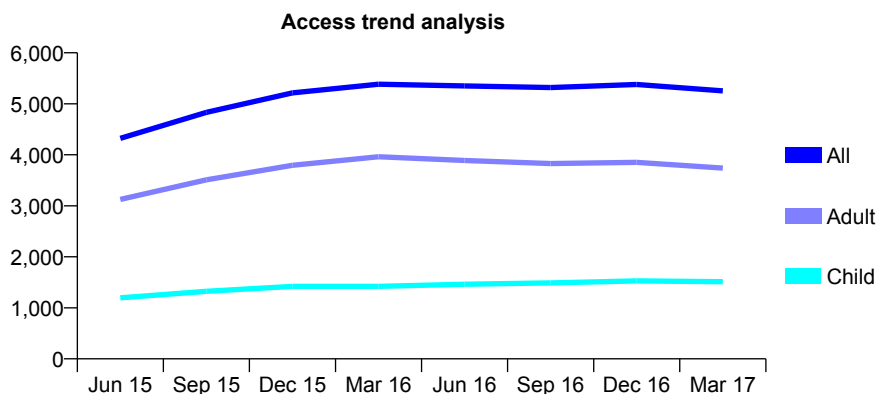
Q46 - Vital Signs At a Glance Contract Report for 295183/0001 - March 2017

Name or company name	MR CC LIU
Contract type name	GDS Contract
Purpose of contract	General
Contract start date	01/03/2014
Contract end date	

16/17 Contracted general activity (UDA)	15,034
Carry forward general activity (UDA)	-301
16/17 Contracted orthodontic activity (UOA)	0
Carry forward orthodontic activity (UOA)	0
Baseline contract value	£431,741.64

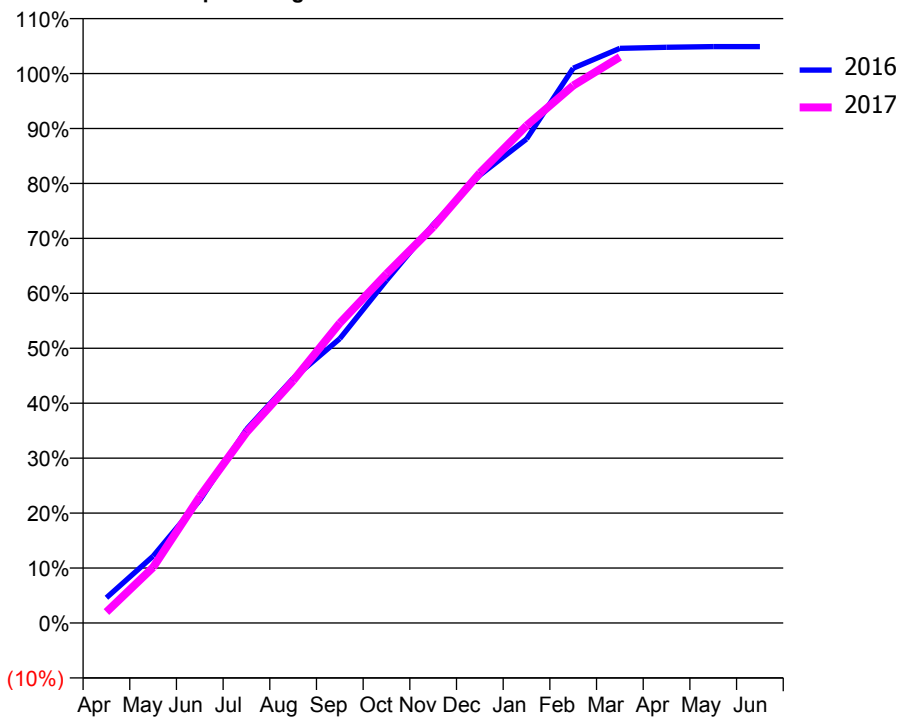
ACCESS*

Patients seen in 24 months	Total	Change since previous quarter
Quarter ending March 2016	5,384	
Quarter ending June 2016	5,350	→
Quarter ending September 2016	5,319	→
Quarter ending December 2016	5,379	→
Quarter ending March 2017	5,253	↓
Variance since March 2016	(2.4%)	↓



ACTIVITY

Cumulative percentage of contracted UDA delivered 2016 & 2017



Month	Adjusted Scheduled Activity (UDA)	
	2016	2017
April	705	301
May	1,865	1,521
June	3,420	3,462
July	5,397	5,215
August	6,817	6,632
September	7,926	8,205
October	9,550	9,554
November	11,102	10,834
December	12,480	12,314
January	13,488	13,605
February	15,463	14,705
March	16,014	15,487
April	16,046	
May	16,064	
June	16,064	

QUALITY

	Quantity	Base Number	Contract	AT	Region	England
% of FP17s for the same patient ID Re-attending within 3 months - Children	120	1,528	7.9%	12.9%	13.3%	12.3%
% of FP17s for the same patient ID Re-attending within 3 months - Adults	529	3,674	14.4%	17.6%	17.3%	16.7%
% of FP17s for the same patient ID Re-attending between 3 & 9 months - Children	483	1,528	31.6%	56.2%	58.9%	57.6%
% of FP17s for the same patient ID Re-attending between 3 & 9 months - Adults	1,046	3,674	28.5%	49.9%	52.2%	50.1%
% of FP17s for Band 1 Urgent Courses	744	5,171	14.4%	10.4%	9.2%	9.1%
% of FP17s Relating to Free Repair or Replacements	0	5,171	0.0%	0.9%	1.0%	0.8%
% of FP17s Relating to Continuations	0	5,171	0.0%	1.3%	1.4%	1.2%
% of Patients satisfied with the dentistry they have received	7	8	N/A	92.1%	93.1%	92.8%
% of Patients satisfied with the time they had to wait for an appointment	7	8	N/A	88.1%	89.5%	88.7%

* This is based on patients treated on this contract for their most recent course of treatment. Figures in italics indicate the base number of FP17s or Patient Questionnaire responses are less than 100. N/A is shown where the base number of responses is less than 10 during the period. % is calculated as Quantity/Base number*100

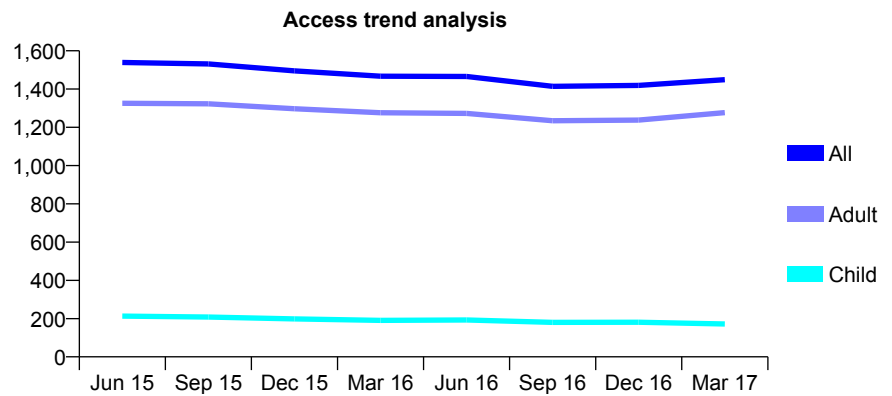
Q46 - Vital Signs At a Glance Contract Report for 305294/0001 - March 2017

Name or company name	MR DC MOSS
Contract type name	GDS Contract
Purpose of contract	General
Contract start date	01/04/2006
Contract end date	

16/17 Contracted general activity (UDA)	6,720
Carry forward general activity (UDA)	0
16/17 Contracted orthodontic activity (UOA)	0
Carry forward orthodontic activity (UOA)	0
Baseline contract value	£182,981.55

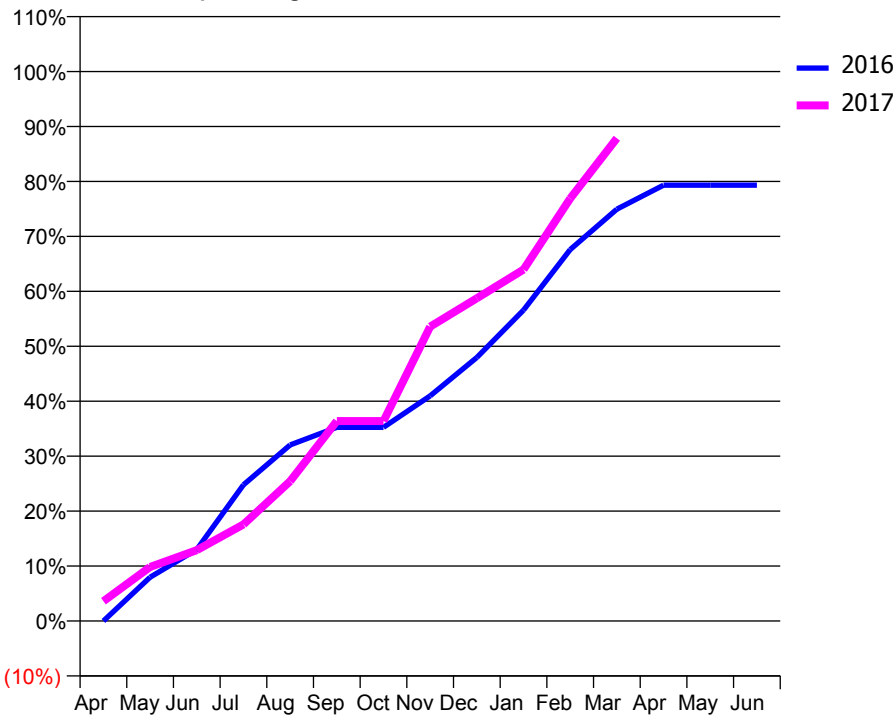
ACCESS*

Patients seen in 24 months	Total	Change since previous quarter
Quarter ending March 2016	1,467	
Quarter ending June 2016	1,466	→
Quarter ending September 2016	1,414	↓
Quarter ending December 2016	1,419	→
Quarter ending March 2017	1,449	↑
Variance since March 2016	(1.2%)	↓



ACTIVITY

Cumulative percentage of contracted UDA delivered 2016 & 2017



Month	Adjusted Scheduled Activity (UDA)	
	2016	2017
April	0	242
May	536	661
June	875	866
July	1,667	1,181
August	2,154	1,710
September	2,369	2,446
October	2,369	2,446
November	2,754	3,600
December	3,223	3,948
January	3,802	4,298
February	4,542	5,167
March	5,036	5,904
April	5,331	
May	5,331	
June	5,331	

QUALITY

	Quantity	Base Number	Contract	AT	Region	England
% of FP17s for the same patient ID Re-attending within 3 months - Children	8	214	3.7%	12.9%	13.3%	12.3%
% of FP17s for the same patient ID Re-attending within 3 months - Adults	135	1,489	9.1%	17.6%	17.3%	16.7%
% of FP17s for the same patient ID Re-attending between 3 & 9 months - Children	99	214	46.3%	56.2%	58.9%	57.6%
% of FP17s for the same patient ID Re-attending between 3 & 9 months - Adults	655	1,489	44.0%	49.9%	52.2%	50.1%
% of FP17s for Band 1 Urgent Courses	1	1,604	0.1%	10.4%	9.2%	9.1%
% of FP17s Relating to Free Repair or Replacements	21	1,604	1.3%	0.9%	1.0%	0.8%
% of FP17s Relating to Continuations	48	1,604	3.0%	1.3%	1.4%	1.2%
% of Patients satisfied with the dentistry they have received	3	3	N/A	92.1%	93.1%	92.8%
% of Patients satisfied with the time they had to wait for an appointment	3	3	N/A	88.1%	89.5%	88.7%

* This is based on patients treated on this contract for their most recent course of treatment. Figures in italics indicate the base number of FP17s or Patient Questionnaire responses are less than 100. N/A is shown where the base number of responses is less than 10 during the period. % is calculated as Quantity/Base number*100

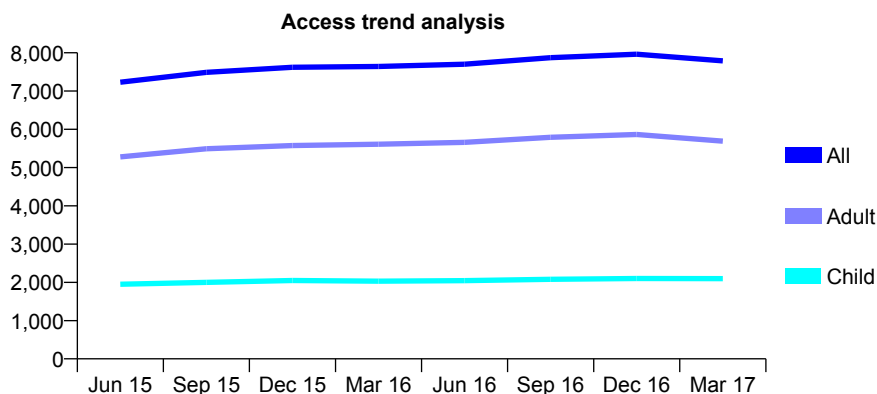
Q46 - Vital Signs At a Glance Contract Report for 309788/0001 - March 2017

Name or company name	Crown Dental Practice Partnership
Contract type name	GDS Contract
Purpose of contract	General
Contract start date	01/04/2006
Contract end date	

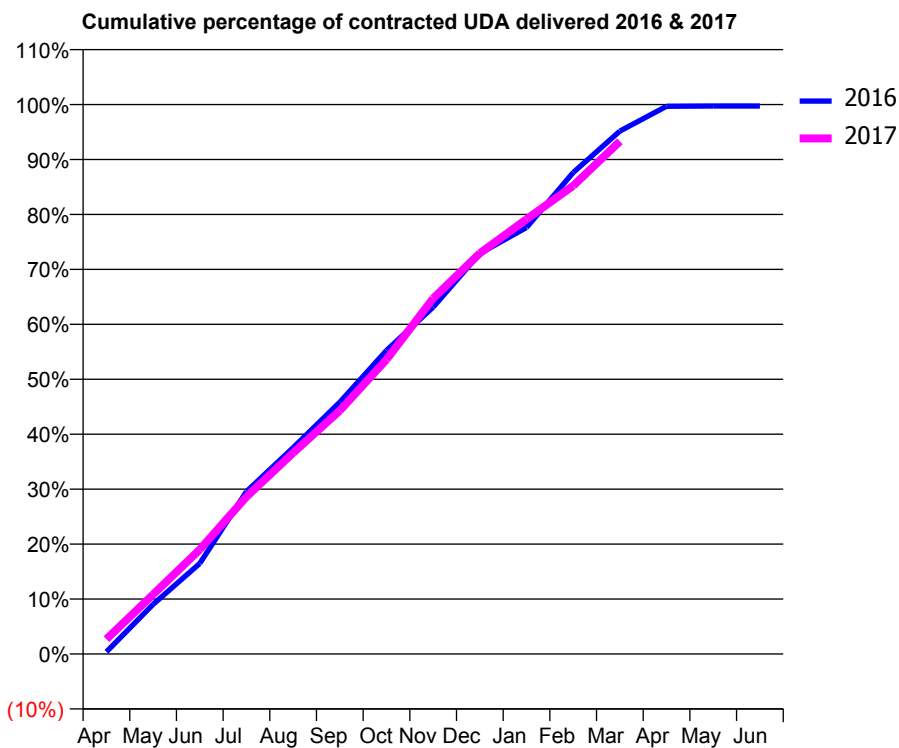
16/17 Contracted general activity (UDA)	22,972
Carry forward general activity (UDA)	63
16/17 Contracted orthodontic activity (UOA)	0
Carry forward orthodontic activity (UOA)	0
Baseline contract value	£764,553.77

ACCESS*

Patients seen in 24 months	Total	Change since previous quarter
Quarter ending March 2016	7,641	
Quarter ending June 2016	7,701	→
Quarter ending September 2016	7,872	↑
Quarter ending December 2016	7,965	→
Quarter ending March 2017	7,788	↓
Variance since March 2016	1.9%	→



ACTIVITY



Month	Adjusted Scheduled Activity (UDA)	
	2016	2017
April	94	620
May	2,074	2,489
June	3,790	4,366
July	6,791	6,577
August	8,625	8,409
September	10,530	10,178
October	12,693	12,312
November	14,501	14,865
December	16,743	16,752
January	17,829	18,178
February	20,128	19,574
March	21,859	21,432
April	22,900	
May	22,909	
June	22,909	

QUALITY

	Quantity	Base Number	Contract	AT	Region	England
% of FP17s for the same patient ID Re-attending within 3 months - Children	188	2,706	6.9%	12.9%	13.3%	12.3%
% of FP17s for the same patient ID Re-attending within 3 months - Adults	1,071	6,962	15.4%	17.6%	17.3%	16.7%
% of FP17s for the same patient ID Re-attending between 3 & 9 months - Children	1,398	2,706	51.7%	56.2%	58.9%	57.6%
% of FP17s for the same patient ID Re-attending between 3 & 9 months - Adults	3,164	6,962	45.4%	49.9%	52.2%	50.1%
% of FP17s for Band 1 Urgent Courses	1,104	9,314	11.9%	10.4%	9.2%	9.1%
% of FP17s Relating to Free Repair or Replacements	37	9,314	0.4%	0.9%	1.0%	0.8%
% of FP17s Relating to Continuations	150	9,314	1.6%	1.3%	1.4%	1.2%
% of Patients satisfied with the dentistry they have received	5	5	N/A	92.1%	93.1%	92.8%
% of Patients satisfied with the time they had to wait for an appointment	5	5	N/A	88.1%	89.5%	88.7%

* This is based on patients treated on this contract for their most recent course of treatment. Figures in italics indicate the base number of FP17s or Patient Questionnaire responses are less than 100. N/A is shown where the base number of responses is less than 10 during the period. % is calculated as Quantity/Base number*100

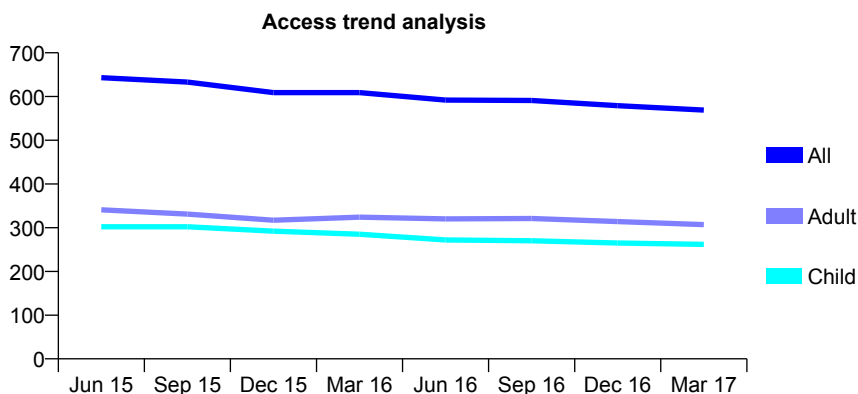
Q46 - Vital Signs At a Glance Contract Report for 319546/0001 - March 2017

Name or company name	MR PA HIND
Contract type name	GDS Contract
Purpose of contract	General and Orthodontic
Contract start date	01/04/2006
Contract end date	

16/17 Contracted general activity (UDA)	2,260
Carry forward general activity (UDA)	0
16/17 Contracted orthodontic activity (UOA)	294
Carry forward orthodontic activity (UOA)	0
Baseline contract value	£70,117.41

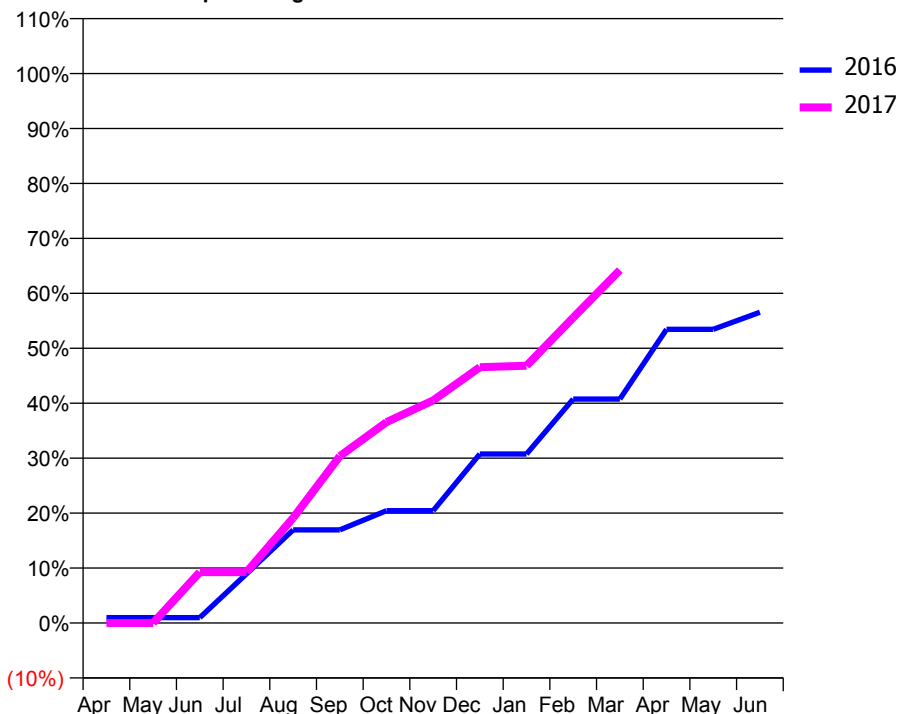
ACCESS*

Patients seen in 24 months	Total	Change since previous quarter
Quarter ending March 2016	609	
Quarter ending June 2016	592	↓
Quarter ending September 2016	591	→
Quarter ending December 2016	579	↓
Quarter ending March 2017	569	↓
Variance since March 2016	(6.6%)	↓



ACTIVITY

Cumulative percentage of contracted UDA delivered 2016 & 2017



Month	Adjusted Scheduled Activity (UDA)	
	2016	2017
April	22	0
May	22	0
June	22	209
July	202	209
August	383	432
September	383	686
October	462	826
November	462	915
December	695	1,052
January	695	1,058
February	921	1,256
March	921	1,451
April	1,208	
May	1,208	
June	1,278	

QUALITY

	Quantity	Base Number	Contract	AT	Region	England
% of FP17s for the same patient ID Re-attending within 3 months - Children	66	509	13.0%	12.9%	13.3%	12.3%
% of FP17s for the same patient ID Re-attending within 3 months - Adults	57	505	11.3%	17.6%	17.3%	16.7%
% of FP17s for the same patient ID Re-attending between 3 & 9 months - Children	302	509	59.3%	56.2%	58.9%	57.6%
% of FP17s for the same patient ID Re-attending between 3 & 9 months - Adults	258	505	51.1%	49.9%	52.2%	50.1%
% of FP17s for Band 1 Urgent Courses	2	809	0.2%	10.4%	9.2%	9.1%
% of FP17s Relating to Free Repair or Replacements	0	809	0.0%	0.9%	1.0%	0.8%
% of FP17s Relating to Continuations	3	809	0.4%	1.3%	1.4%	1.2%
% of Patients satisfied with the dentistry they have received	1	1	N/A	92.1%	93.1%	92.8%
% of Patients satisfied with the time they had to wait for an appointment	1	1	N/A	88.1%	89.5%	88.7%

* This is based on patients treated on this contract for their most recent course of treatment. Figures in italics indicate the base number of FP17s or Patient Questionnaire responses are less than 100. N/A is shown where the base number of responses is less than 10 during the period. % is calculated as Quantity/Base number*100

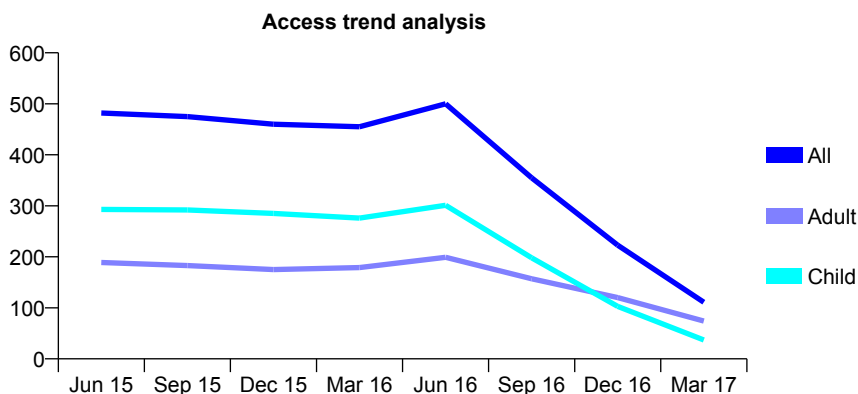
Q46 - Vital Signs At a Glance Contract Report for 320005/0001 - March 2017

Name or company name	P&J Noble Dental Practice
Contract type name	GDS Contract
Purpose of contract	General
Contract start date	01/04/2006
Contract end date	31/07/2016

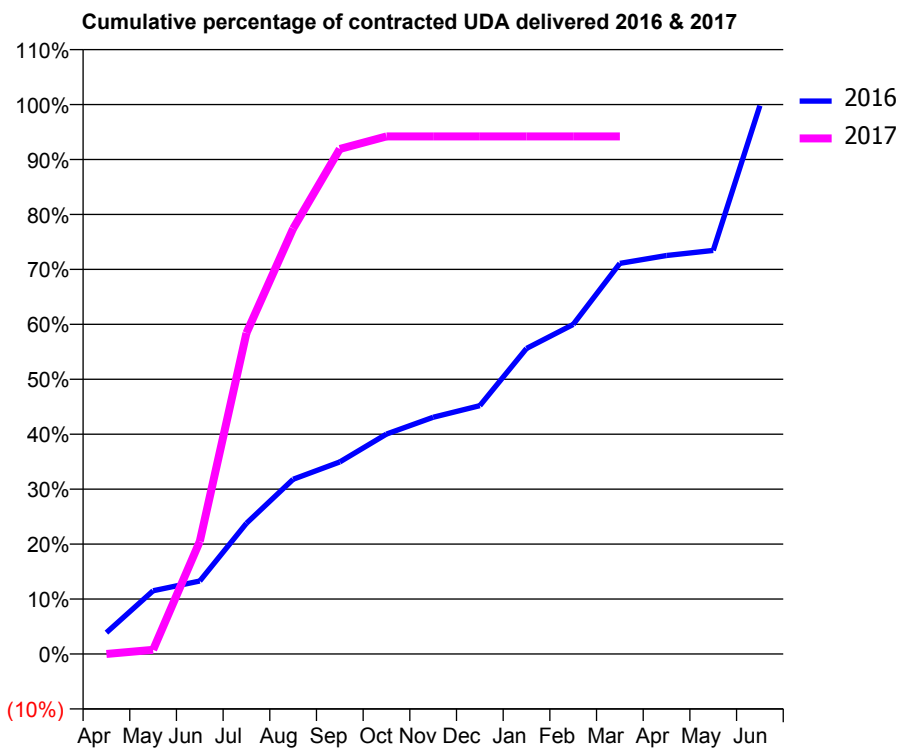
16/17 Contracted general activity (UDA)	396
Carry forward general activity (UDA)	0
16/17 Contracted orthodontic activity (UOA)	0
Carry forward orthodontic activity (UOA)	0
Baseline contract value	£10,623.87

ACCESS*

Patients seen in 24 months	Total	Change since previous quarter
Quarter ending March 2016	455	
Quarter ending June 2016	500	↑
Quarter ending September 2016	355	↓
Quarter ending December 2016	223	↓
Quarter ending March 2017	111	↓
Variance since March 2016	(75.6%)	↓



ACTIVITY



Month	Adjusted Scheduled Activity (UDA)	
	2016	2017
April	46	0
May	137	3
June	158	81
July	283	231
August	378	307
September	416	364
October	476	373
November	512	373
December	537	373
January	661	373
February	713	373
March	845	373
April	862	
May	873	
June	1,187	

QUALITY

	Quantity	Base Number	Contract	AT	Region	England
% of FP17s for the same patient ID Re-attending within 3 months - Children	70	349	20.1%	12.9%	13.3%	12.3%
% of FP17s for the same patient ID Re-attending within 3 months - Adults	10	130	7.7%	17.6%	17.3%	16.7%
% of FP17s for the same patient ID Re-attending between 3 & 9 months - Children	179	349	51.3%	56.2%	58.9%	57.6%
% of FP17s for the same patient ID Re-attending between 3 & 9 months - Adults	58	130	44.6%	49.9%	52.2%	50.1%
% of FP17s for Band 1 Urgent Courses	15	257	5.8%	10.4%	9.2%	9.1%
% of FP17s Relating to Free Repair or Replacements	0	257	0.0%	0.9%	1.0%	0.8%
% of FP17s Relating to Continuations	0	257	0.0%	1.3%	1.4%	1.2%
% of Patients satisfied with the dentistry they have received	1	1	N/A	92.1%	93.1%	92.8%
% of Patients satisfied with the time they had to wait for an appointment	1	1	N/A	88.1%	89.5%	88.7%

* This is based on patients treated on this contract for their most recent course of treatment. Figures in italics indicate the base number of FP17s or Patient Questionnaire responses are less than 100. N/A is shown where the base number of responses is less than 10 during the period. % is calculated as Quantity/Base number*100

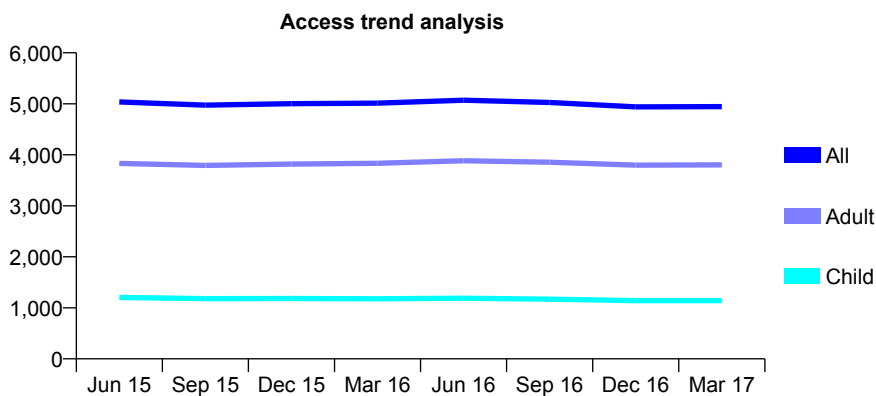
Q46 - Vital Signs At a Glance Contract Report for 321508/0001 - March 2017

Name or company name	MR M MILNE
Contract type name	GDS Contract
Purpose of contract	General
Contract start date	01/04/2006
Contract end date	

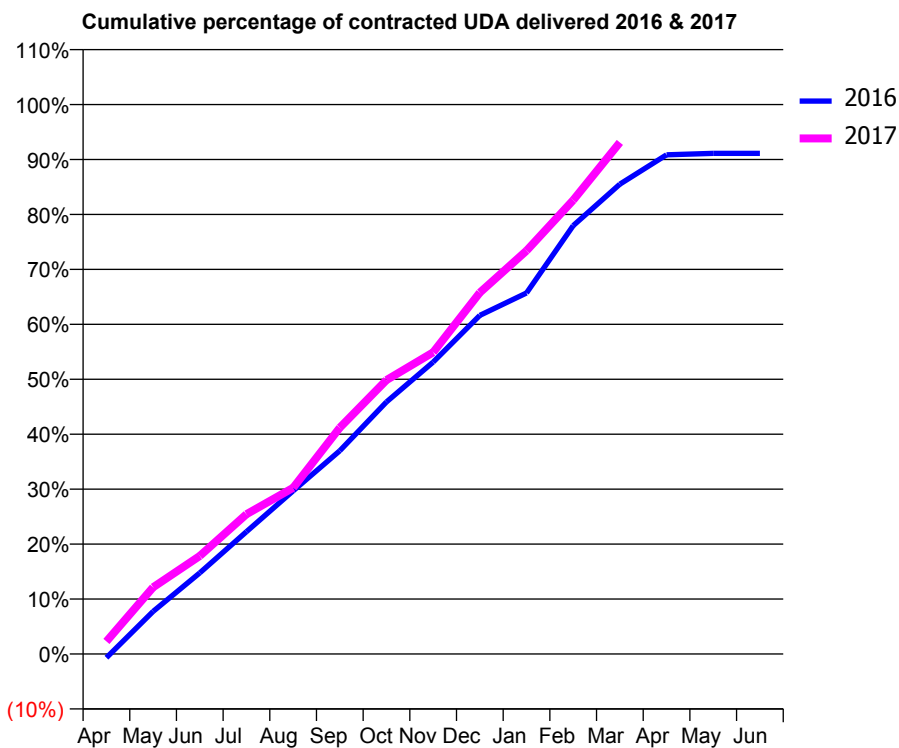
16/17 Contracted general activity (UDA)	15,470
Carry forward general activity (UDA)	0
16/17 Contracted orthodontic activity (UOA)	0
Carry forward orthodontic activity (UOA)	0
Baseline contract value	£533,799.91

ACCESS*

Patients seen in 24 months	Total	Change since previous quarter
Quarter ending March 2016	5,012	
Quarter ending June 2016	5,071	→
Quarter ending September 2016	5,026	→
Quarter ending December 2016	4,939	↓
Quarter ending March 2017	4,945	→
Variance since March 2016	(1.3%)	↓



ACTIVITY



Month	Adjusted Scheduled Activity (UDA)	
	2016	2017
April	-108	354
May	1,201	1,879
June	2,283	2,760
July	3,445	3,937
August	4,592	4,679
September	5,722	6,372
October	7,097	7,712
November	8,219	8,494
December	9,533	10,175
January	10,162	11,355
February	12,059	12,776
March	13,226	14,404
April	14,052	
May	14,095	
June	14,096	

QUALITY

	Quantity	Base Number	Contract	AT	Region	England
% of FP17s for the same patient ID Re-attending within 3 months - Children	207	1,658	12.5%	12.9%	13.3%	12.3%
% of FP17s for the same patient ID Re-attending within 3 months - Adults	1,360	5,875	23.1%	17.6%	17.3%	16.7%
% of FP17s for the same patient ID Re-attending between 3 & 9 months - Children	576	1,658	34.7%	56.2%	58.9%	57.6%
% of FP17s for the same patient ID Re-attending between 3 & 9 months - Adults	2,275	5,875	38.7%	49.9%	52.2%	50.1%
% of FP17s for Band 1 Urgent Courses	886	7,113	12.5%	10.4%	9.2%	9.1%
% of FP17s Relating to Free Repair or Replacements	76	7,113	1.1%	0.9%	1.0%	0.8%
% of FP17s Relating to Continuations	148	7,113	2.1%	1.3%	1.4%	1.2%
% of Patients satisfied with the dentistry they have received	4	6	N/A	92.1%	93.1%	92.8%
% of Patients satisfied with the time they had to wait for an appointment	5	6	N/A	88.1%	89.5%	88.7%

* This is based on patients treated on this contract for their most recent course of treatment. Figures in italics indicate the base number of FP17s or Patient Questionnaire responses are less than 100. N/A is shown where the base number of responses is less than 10 during the period. % is calculated as Quantity/Base number*100

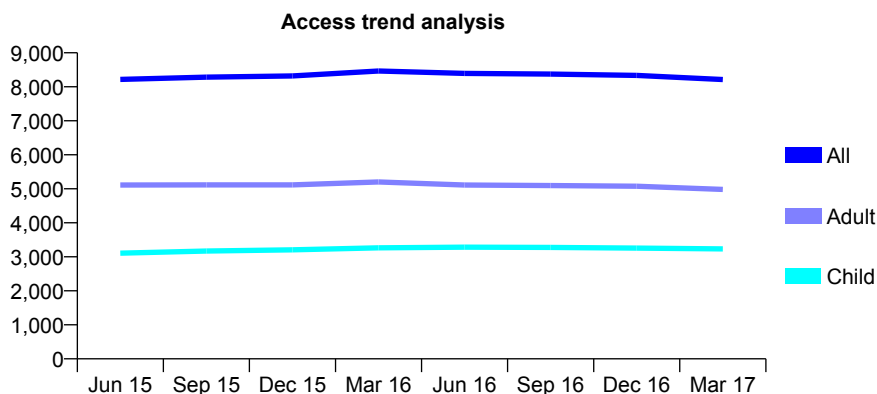
Q46 - Vital Signs At a Glance Contract Report for 322946/0001 - March 2017

Name or company name	MR MA SOMERVILLE
Contract type name	GDS Contract
Purpose of contract	General
Contract start date	01/04/2006
Contract end date	

16/17 Contracted general activity (UDA)	22,740
Carry forward general activity (UDA)	-455
16/17 Contracted orthodontic activity (UOA)	0
Carry forward orthodontic activity (UOA)	0
Baseline contract value	£678,804.73

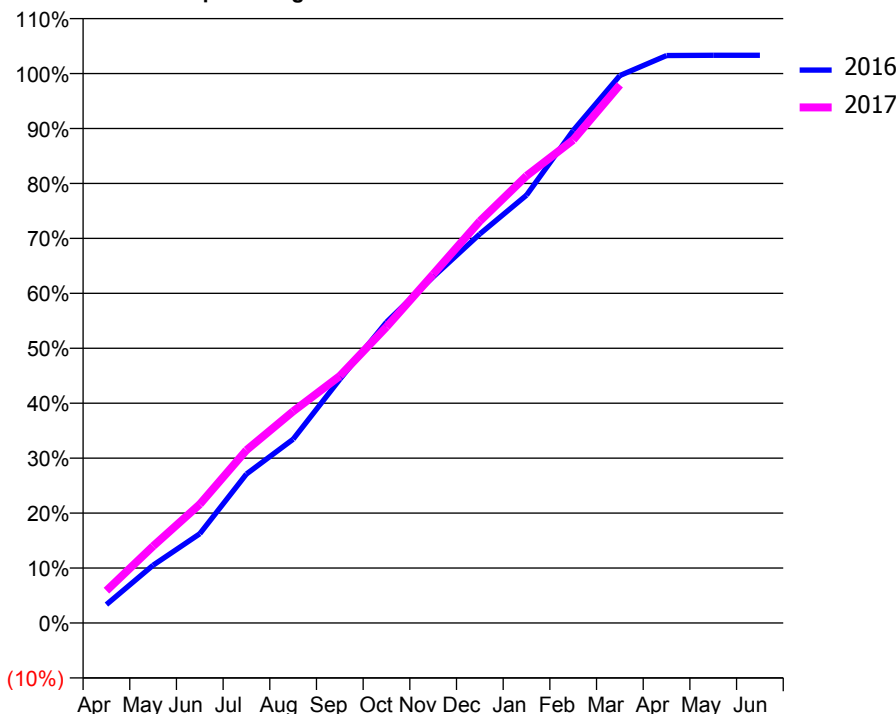
ACCESS*

Patients seen in 24 months	Total	Change since previous quarter
Quarter ending March 2016	8,464	
Quarter ending June 2016	8,394	→
Quarter ending September 2016	8,374	→
Quarter ending December 2016	8,335	→
Quarter ending March 2017	8,214	↓
Variance since March 2016	(3.0%)	↓



ACTIVITY

Cumulative percentage of contracted UDA delivered 2016 & 2017



Month	Adjusted Scheduled Activity (UDA)	
	2016	2017
April	772	1,339
May	2,424	3,179
June	3,738	4,915
July	6,240	7,154
August	7,699	8,758
September	10,211	10,222
October	12,603	12,252
November	14,501	14,431
December	16,297	16,631
January	17,924	18,503
February	20,635	19,989
March	22,936	22,271
April	23,773	
May	23,783	
June	23,783	

QUALITY

	Quantity	Base Number	Contract	AT	Region	England
% of FP17s for the same patient ID Re-attending within 3 months - Children	615	4,680	13.1%	12.9%	13.3%	12.3%
% of FP17s for the same patient ID Re-attending within 3 months - Adults	1,853	6,982	26.5%	17.6%	17.3%	16.7%
% of FP17s for the same patient ID Re-attending between 3 & 9 months - Children	2,409	4,680	51.5%	56.2%	58.9%	57.6%
% of FP17s for the same patient ID Re-attending between 3 & 9 months - Adults	2,815	6,982	40.3%	49.9%	52.2%	50.1%
% of FP17s for Band 1 Urgent Courses	1,716	9,961	17.2%	10.4%	9.2%	9.1%
% of FP17s Relating to Free Repair or Replacements	67	9,961	0.7%	0.9%	1.0%	0.8%
% of FP17s Relating to Continuations	185	9,961	1.9%	1.3%	1.4%	1.2%
% of Patients satisfied with the dentistry they have received	4	5	N/A	92.1%	93.1%	92.8%
% of Patients satisfied with the time they had to wait for an appointment	3	5	N/A	88.1%	89.5%	88.7%

* This is based on patients treated on this contract for their most recent course of treatment. Figures in italics indicate the base number of FP17s or Patient Questionnaire responses are less than 100. N/A is shown where the base number of responses is less than 10 during the period. % is calculated as Quantity/Base number*100

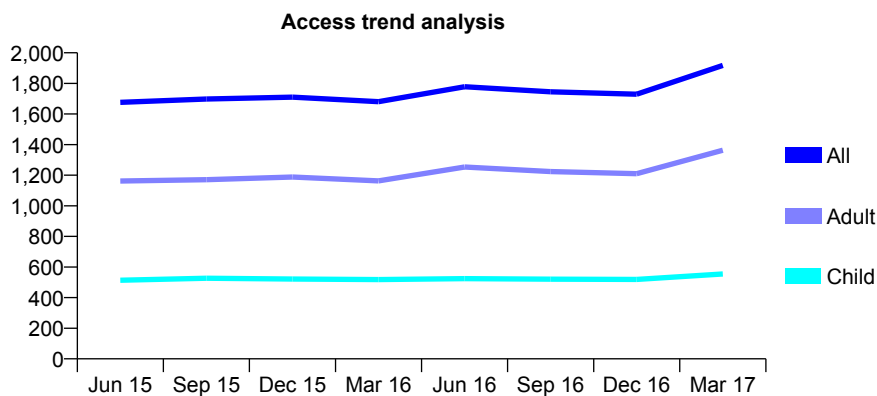
Q46 - Vital Signs At a Glance Contract Report for 323756/0001 - March 2017

Name or company name	Stonemount Dental Surgery
Contract type name	GDS Contract
Purpose of contract	General
Contract start date	01/04/2006
Contract end date	

16/17 Contracted general activity (UDA)	4,610
Carry forward general activity (UDA)	92
16/17 Contracted orthodontic activity (UOA)	0
Carry forward orthodontic activity (UOA)	0
Baseline contract value	£113,254.55

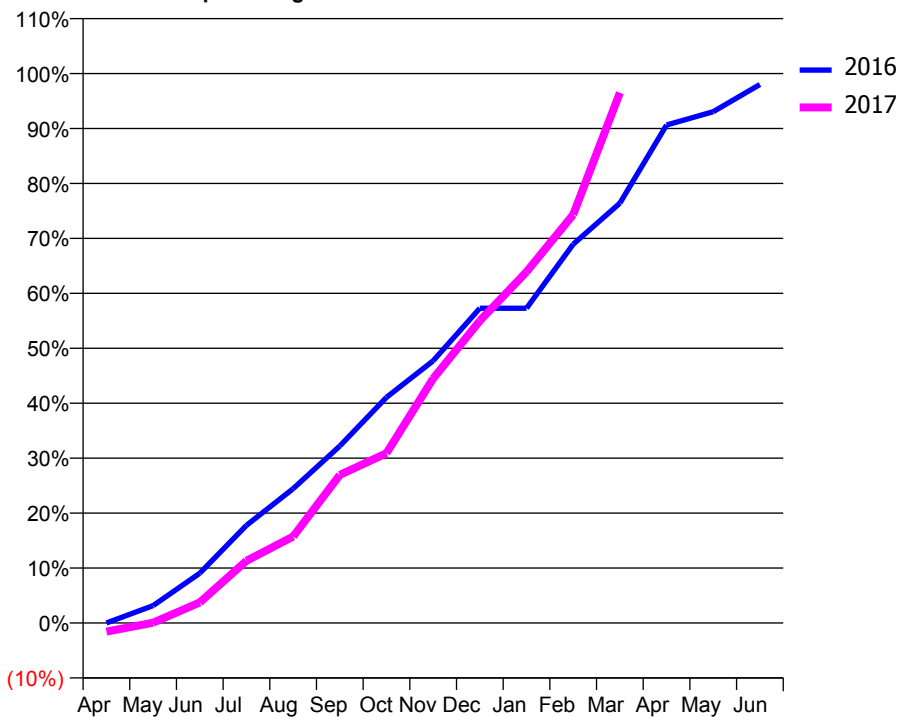
ACCESS*

Patients seen in 24 months	Total	Change since previous quarter
Quarter ending March 2016	1,681	
Quarter ending June 2016	1,778	↑
Quarter ending September 2016	1,745	↓
Quarter ending December 2016	1,729	→
Quarter ending March 2017	1,918	↑
Variance since March 2016	14.1%	↑



ACTIVITY

Cumulative percentage of contracted UDA delivered 2016 & 2017



Month	Adjusted Scheduled Activity (UDA)	
	2016	2017
April	0	-74
May	146	2
June	418	172
July	819	522
August	1,127	725
September	1,485	1,243
October	1,893	1,424
November	2,200	2,051
December	2,641	2,536
January	2,641	2,947
February	3,178	3,426
March	3,522	4,448
April	4,177	
May	4,290	
June	4,518	

QUALITY

	Quantity	Base Number	Contract	AT	Region	England
% of FP17s for the same patient ID Re-attending within 3 months - Children	52	669	7.8%	12.9%	13.3%	12.3%
% of FP17s for the same patient ID Re-attending within 3 months - Adults	297	1,770	16.8%	17.6%	17.3%	16.7%
% of FP17s for the same patient ID Re-attending between 3 & 9 months - Children	249	669	37.2%	56.2%	58.9%	57.6%
% of FP17s for the same patient ID Re-attending between 3 & 9 months - Adults	559	1,770	31.6%	49.9%	52.2%	50.1%
% of FP17s for Band 1 Urgent Courses	324	2,073	15.6%	10.4%	9.2%	9.1%
% of FP17s Relating to Free Repair or Replacements	11	2,073	0.5%	0.9%	1.0%	0.8%
% of FP17s Relating to Continuations	6	2,073	0.3%	1.3%	1.4%	1.2%
% of Patients satisfied with the dentistry they have received	2	2	N/A	92.1%	93.1%	92.8%
% of Patients satisfied with the time they had to wait for an appointment	2	2	N/A	88.1%	89.5%	88.7%

* This is based on patients treated on this contract for their most recent course of treatment. Figures in italics indicate the base number of FP17s or Patient Questionnaire responses are less than 100. N/A is shown where the base number of responses is less than 10 during the period. % is calculated as Quantity/Base number*100

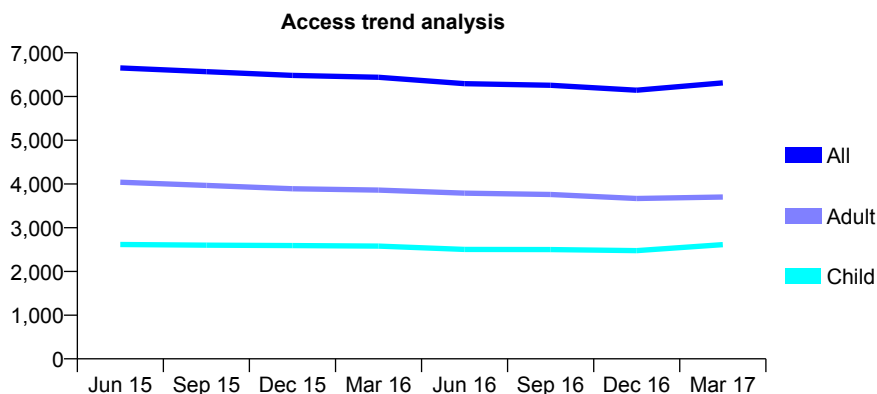
Q46 - Vital Signs At a Glance Contract Report for 323772/0001 - March 2017

Name or company name	MRS S KAYANI
Contract type name	GDS Contract
Purpose of contract	General
Contract start date	01/04/2006
Contract end date	

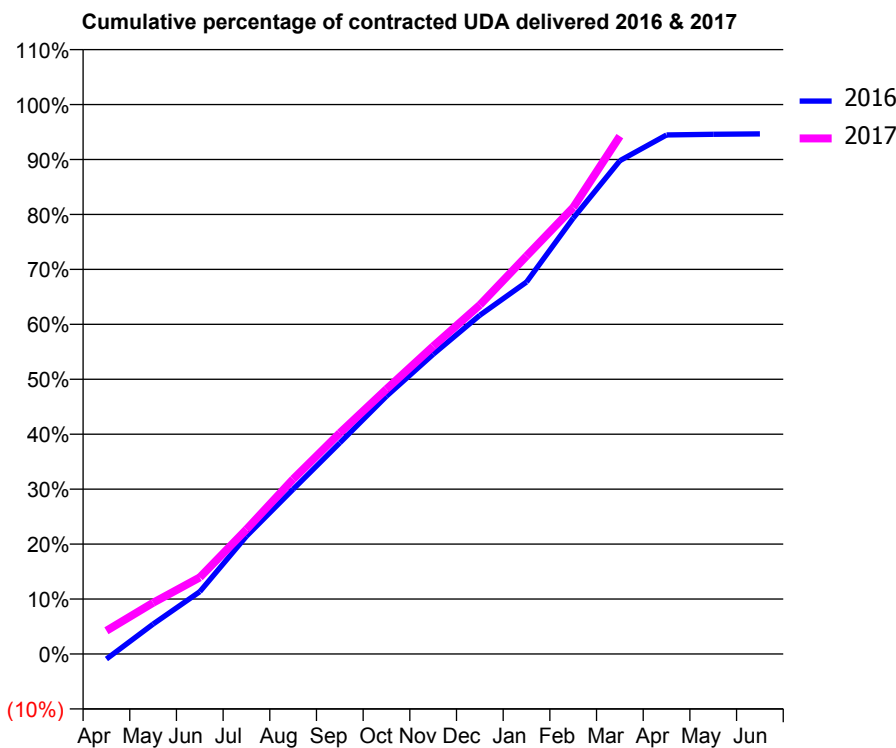
16/17 Contracted general activity (UDA)	25,832
Carry forward general activity (UDA)	0
16/17 Contracted orthodontic activity (UOA)	0
Carry forward orthodontic activity (UOA)	0
Baseline contract value	£635,978.17

ACCESS*

Patients seen in 24 months	Total	Change since previous quarter
Quarter ending March 2016	6,440	
Quarter ending June 2016	6,293	↓
Quarter ending September 2016	6,258	→
Quarter ending December 2016	6,144	↓
Quarter ending March 2017	6,311	↑
Variance since March 2016	(2.0%)	↓



ACTIVITY



Month	Adjusted Scheduled Activity (UDA)	
	2016	2017
April	-241	1,097
May	1,410	2,413
June	2,932	3,603
July	5,538	5,860
August	7,745	8,222
September	9,926	10,388
October	12,119	12,450
November	14,092	14,462
December	15,926	16,407
January	17,485	18,710
February	20,489	20,988
March	23,194	24,346
April	24,400	
May	24,433	
June	24,454	

QUALITY

	Quantity	Base Number	Contract	AT	Region	England
% of FP17s for the same patient ID Re-attending within 3 months - Children	806	4,739	17.0%	12.9%	13.3%	12.3%
% of FP17s for the same patient ID Re-attending within 3 months - Adults	1,549	5,924	26.1%	17.6%	17.3%	16.7%
% of FP17s for the same patient ID Re-attending between 3 & 9 months - Children	2,592	4,739	54.7%	56.2%	58.9%	57.6%
% of FP17s for the same patient ID Re-attending between 3 & 9 months - Adults	2,648	5,924	44.7%	49.9%	52.2%	50.1%
% of FP17s for Band 1 Urgent Courses	1,189	10,074	11.8%	10.4%	9.2%	9.1%
% of FP17s Relating to Free Repair or Replacements	48	10,074	0.5%	0.9%	1.0%	0.8%
% of FP17s Relating to Continuations	36	10,074	0.4%	1.3%	1.4%	1.2%
% of Patients satisfied with the dentistry they have received	3	3	N/A	92.1%	93.1%	92.8%
% of Patients satisfied with the time they had to wait for an appointment	3	3	N/A	88.1%	89.5%	88.7%

* This is based on patients treated on this contract for their most recent course of treatment. Figures in italics indicate the base number of FP17s or Patient Questionnaire responses are less than 100. N/A is shown where the base number of responses is less than 10 during the period. % is calculated as Quantity/Base number*100

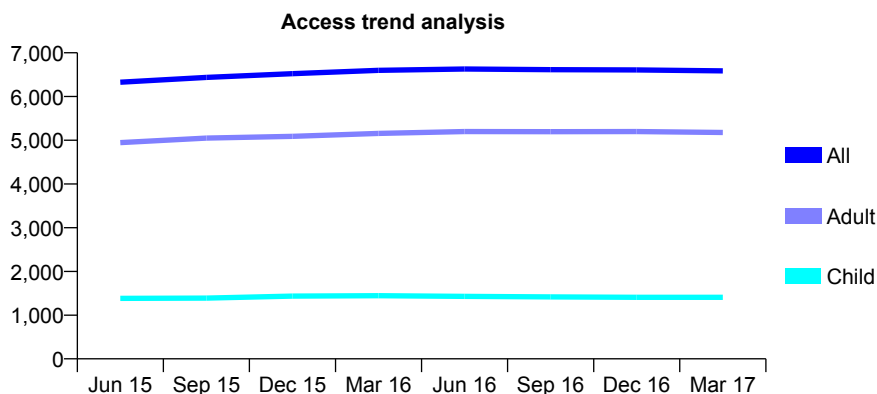
Q46 - Vital Signs At a Glance Contract Report for 324264/0001 - March 2017

Name or company name	MR MD RUSSELL
Contract type name	GDS Contract
Purpose of contract	General
Contract start date	01/04/2006
Contract end date	

16/17 Contracted general activity (UDA)	19,026
Carry forward general activity (UDA)	-381
16/17 Contracted orthodontic activity (UOA)	0
Carry forward orthodontic activity (UOA)	0
Baseline contract value	£536,583.04

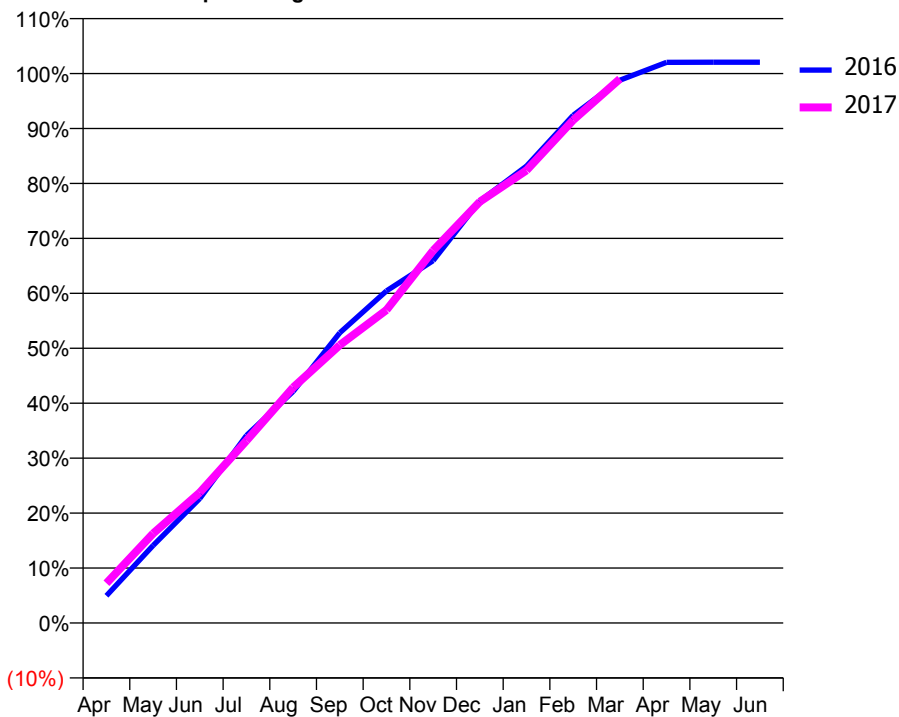
ACCESS*

Patients seen in 24 months	Total	Change since previous quarter
Quarter ending March 2016	6,599	
Quarter ending June 2016	6,628	→
Quarter ending September 2016	6,613	→
Quarter ending December 2016	6,607	→
Quarter ending March 2017	6,586	→
Variance since March 2016	(0.2%)	→



ACTIVITY

Cumulative percentage of contracted UDA delivered 2016 & 2017



Month	Adjusted Scheduled Activity (UDA)	
	2016	2017
April	947	1,376
May	2,697	3,101
June	4,330	4,520
July	6,527	6,315
August	8,058	8,155
September	10,101	9,623
October	11,558	10,837
November	12,612	12,899
December	14,689	14,587
January	15,903	15,674
February	17,672	17,411
March	18,892	18,838
April	19,514	
May	19,518	
June	19,521	

QUALITY

	Quantity	Base Number	Contract	AT	Region	England
% of FP17s for the same patient ID Re-attending within 3 months - Children	326	2,518	12.9%	12.9%	13.3%	12.3%
% of FP17s for the same patient ID Re-attending within 3 months - Adults	1,354	8,681	15.6%	17.6%	17.3%	16.7%
% of FP17s for the same patient ID Re-attending between 3 & 9 months - Children	1,603	2,518	63.7%	56.2%	58.9%	57.6%
% of FP17s for the same patient ID Re-attending between 3 & 9 months - Adults	5,397	8,681	62.2%	49.9%	52.2%	50.1%
% of FP17s for Band 1 Urgent Courses	482	10,843	4.4%	10.4%	9.2%	9.1%
% of FP17s Relating to Free Repair or Replacements	79	10,843	0.7%	0.9%	1.0%	0.8%
% of FP17s Relating to Continuations	108	10,843	1.0%	1.3%	1.4%	1.2%
% of Patients satisfied with the dentistry they have received	8	8	N/A	92.1%	93.1%	92.8%
% of Patients satisfied with the time they had to wait for an appointment	8	8	N/A	88.1%	89.5%	88.7%

* This is based on patients treated on this contract for their most recent course of treatment. Figures in italics indicate the base number of FP17s or Patient Questionnaire responses are less than 100. N/A is shown where the base number of responses is less than 10 during the period. % is calculated as Quantity/Base number*100

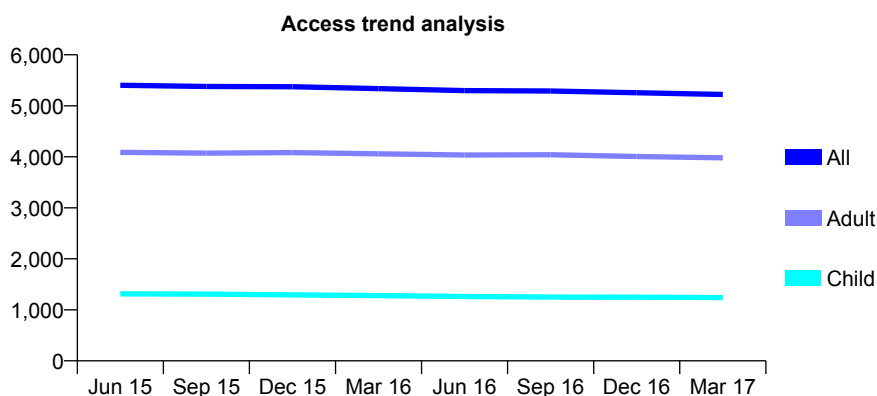
Q46 - Vital Signs At a Glance Contract Report for 324582/0001 - March 2017

Name or company name	Mushtaq, Uddin and Cohen
Contract type name	GDS Contract
Purpose of contract	General
Contract start date	01/04/2006
Contract end date	

16/17 Contracted general activity (UDA)	15,979
Carry forward general activity (UDA)	-320
16/17 Contracted orthodontic activity (UOA)	0
Carry forward orthodontic activity (UOA)	0
Baseline contract value	£461,450.36

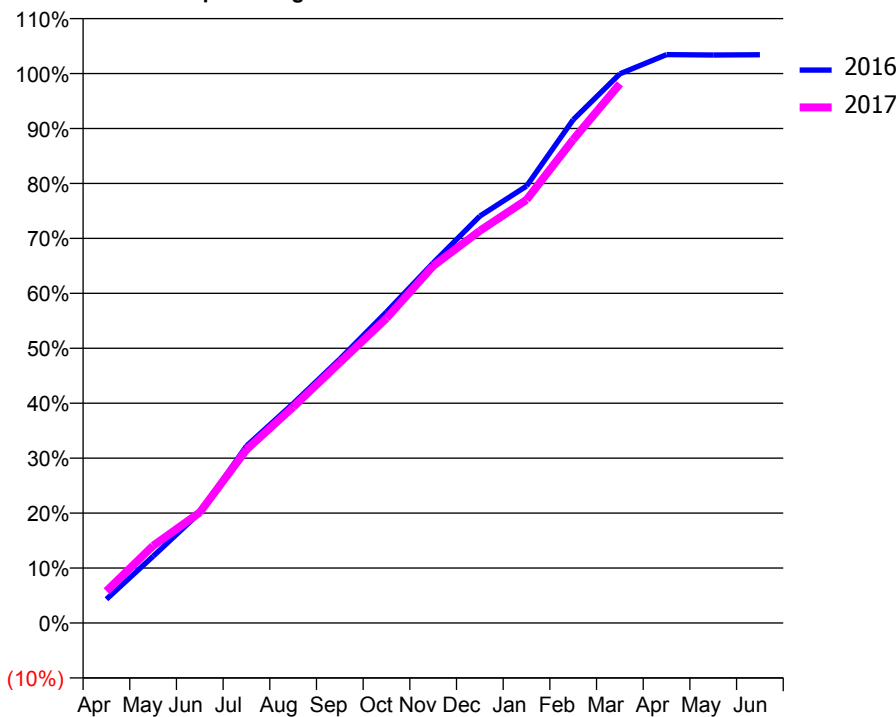
ACCESS*

Patients seen in 24 months	Total	Change since previous quarter
Quarter ending March 2016	5,337	
Quarter ending June 2016	5,297	→
Quarter ending September 2016	5,291	→
Quarter ending December 2016	5,256	→
Quarter ending March 2017	5,222	→
Variance since March 2016	(2.2%)	↓



ACTIVITY

Cumulative percentage of contracted UDA delivered 2016 & 2017



Month	Adjusted Scheduled Activity (UDA)	
	2016	2017
April	700	930
May	1,966	2,247
June	3,248	3,218
July	5,213	5,041
August	6,461	6,282
September	7,773	7,573
October	9,156	8,864
November	10,603	10,382
December	11,982	11,407
January	12,863	12,304
February	14,821	14,060
March	16,170	15,678
April	16,734	
May	16,722	
June	16,732	

QUALITY

	Quantity	Base Number	Contract	AT	Region	England
% of FP17s for the same patient ID Re-attending within 3 months - Children	252	2,177	11.6%	12.9%	13.3%	12.3%
% of FP17s for the same patient ID Re-attending within 3 months - Adults	955	6,636	14.4%	17.6%	17.3%	16.7%
% of FP17s for the same patient ID Re-attending between 3 & 9 months - Children	1,499	2,177	68.9%	56.2%	58.9%	57.6%
% of FP17s for the same patient ID Re-attending between 3 & 9 months - Adults	4,750	6,636	71.6%	49.9%	52.2%	50.1%
% of FP17s for Band 1 Urgent Courses	644	8,484	7.6%	10.4%	9.2%	9.1%
% of FP17s Relating to Free Repair or Replacements	98	8,484	1.2%	0.9%	1.0%	0.8%
% of FP17s Relating to Continuations	45	8,484	0.5%	1.3%	1.4%	1.2%
% of Patients satisfied with the dentistry they have received	26	26	100.0%	92.1%	93.1%	92.8%
% of Patients satisfied with the time they had to wait for an appointment	25	26	96.2%	88.1%	89.5%	88.7%

* This is based on patients treated on this contract for their most recent course of treatment. Figures in italics indicate the base number of FP17s or Patient Questionnaire responses are less than 100. N/A is shown where the base number of responses is less than 10 during the period. % is calculated as Quantity/Base number*100

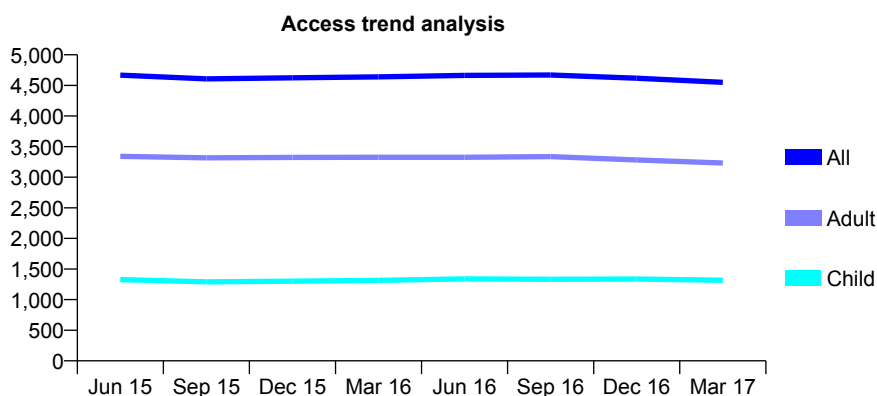
Q46 - Vital Signs At a Glance Contract Report for 325120/0001 - March 2017

Name or company name	MR JC SLATTERY
Contract type name	GDS Contract
Purpose of contract	General
Contract start date	01/04/2006
Contract end date	

16/17 Contracted general activity (UDA)	14,365
Carry forward general activity (UDA)	-266
16/17 Contracted orthodontic activity (UOA)	0
Carry forward orthodontic activity (UOA)	0
Baseline contract value	£385,105.33

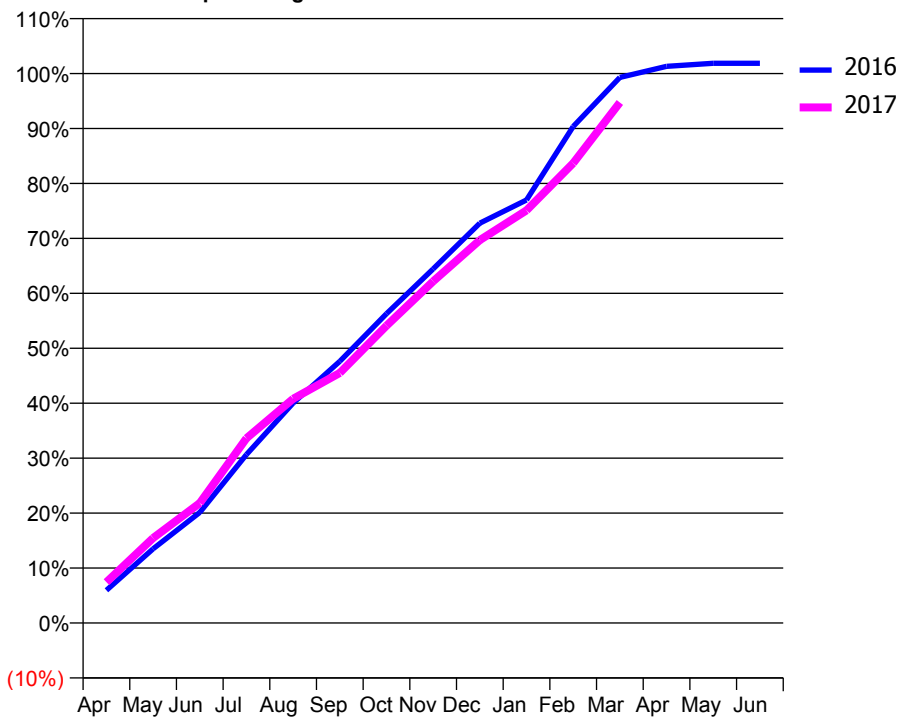
ACCESS*

Patients seen in 24 months	Total	Change since previous quarter
Quarter ending March 2016	4,640	
Quarter ending June 2016	4,664	→
Quarter ending September 2016	4,670	→
Quarter ending December 2016	4,618	↓
Quarter ending March 2017	4,550	↓
Variance since March 2016	(1.9%)	↓



ACTIVITY

Cumulative percentage of contracted UDA delivered 2016 & 2017



Month	Adjusted Scheduled Activity (UDA)	
	2016	2017
April	855	1,068
May	1,941	2,221
June	2,890	3,134
July	4,406	4,831
August	5,751	5,862
September	6,842	6,538
October	8,084	7,772
November	9,258	8,933
December	10,451	10,010
January	11,059	10,787
February	12,980	12,022
March	14,264	13,608
April	14,553	
May	14,631	
June	14,631	

QUALITY

	Quantity	Base Number	Contract	AT	Region	England
% of FP17s for the same patient ID Re-attending within 3 months - Children	137	1,684	8.1%	12.9%	13.3%	12.3%
% of FP17s for the same patient ID Re-attending within 3 months - Adults	726	4,080	17.8%	17.6%	17.3%	16.7%
% of FP17s for the same patient ID Re-attending between 3 & 9 months - Children	815	1,684	48.4%	56.2%	58.9%	57.6%
% of FP17s for the same patient ID Re-attending between 3 & 9 months - Adults	1,672	4,080	41.0%	49.9%	52.2%	50.1%
% of FP17s for Band 1 Urgent Courses	823	5,589	14.7%	10.4%	9.2%	9.1%
% of FP17s Relating to Free Repair or Replacements	33	5,589	0.6%	0.9%	1.0%	0.8%
% of FP17s Relating to Continuations	139	5,589	2.5%	1.3%	1.4%	1.2%
% of Patients satisfied with the dentistry they have received	3	4	N/A	92.1%	93.1%	92.8%
% of Patients satisfied with the time they had to wait for an appointment	4	4	N/A	88.1%	89.5%	88.7%

* This is based on patients treated on this contract for their most recent course of treatment. Figures in italics indicate the base number of FP17s or Patient Questionnaire responses are less than 100. N/A is shown where the base number of responses is less than 10 during the period. % is calculated as Quantity/Base number*100

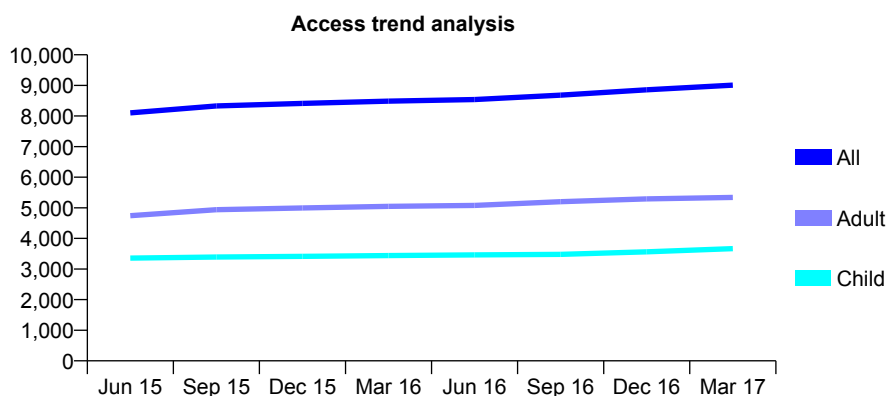
Q46 - Vital Signs At a Glance Contract Report for 326453/0001 - March 2017

Name or company name	MR I SALEEM
Contract type name	GDS Contract
Purpose of contract	General
Contract start date	01/04/2006
Contract end date	

16/17 Contracted general activity (UDA)	20,139
Carry forward general activity (UDA)	181
16/17 Contracted orthodontic activity (UOA)	0
Carry forward orthodontic activity (UOA)	0
Baseline contract value	£678,415.73

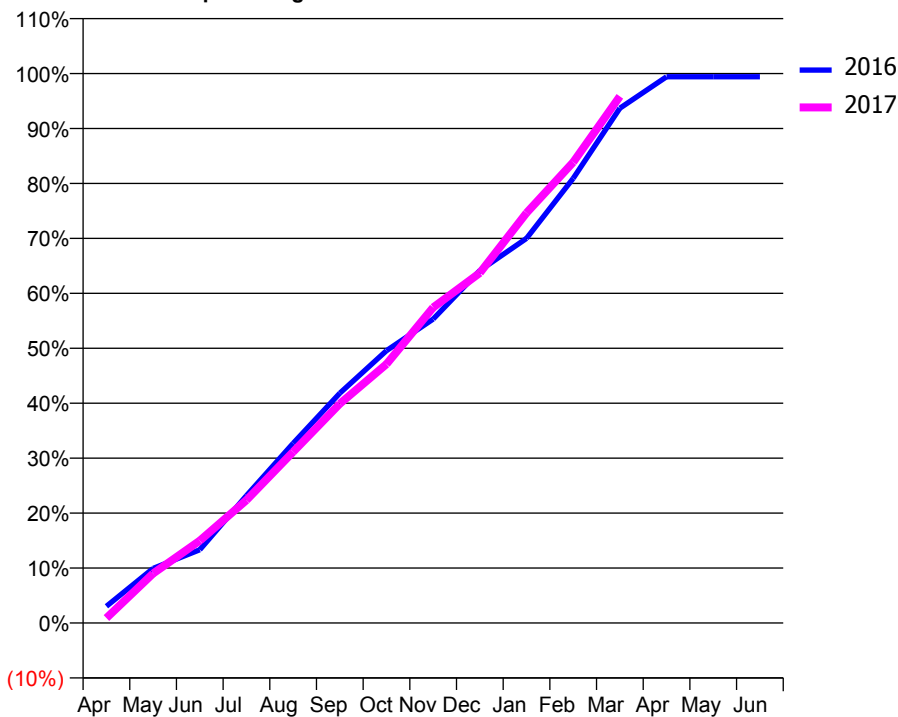
ACCESS*

Patients seen in 24 months	Total	Change since previous quarter
Quarter ending March 2016	8,485	
Quarter ending June 2016	8,540	→
Quarter ending September 2016	8,682	→
Quarter ending December 2016	8,855	→
Quarter ending March 2017	9,008	→
Variance since March 2016	6.2%	↑



ACTIVITY

Cumulative percentage of contracted UDA delivered 2016 & 2017



Month	Adjusted Scheduled Activity (UDA)	
	2016	2017
April	628	183
May	2,057	1,817
June	2,759	3,017
July	4,798	4,503
August	6,768	6,273
September	8,655	8,037
October	10,261	9,486
November	11,450	11,564
December	13,279	12,831
January	14,491	15,031
February	16,748	16,889
March	19,393	19,299
April	20,579	
May	20,579	
June	20,579	

QUALITY

	Quantity	Base Number	Contract	AT	Region	England
% of FP17s for the same patient ID Re-attending within 3 months - Children	127	4,243	3.0%	12.9%	13.3%	12.3%
% of FP17s for the same patient ID Re-attending within 3 months - Adults	333	5,456	6.1%	17.6%	17.3%	16.7%
% of FP17s for the same patient ID Re-attending between 3 & 9 months - Children	2,079	4,243	49.0%	56.2%	58.9%	57.6%
% of FP17s for the same patient ID Re-attending between 3 & 9 months - Adults	2,265	5,456	41.5%	49.9%	52.2%	50.1%
% of FP17s for Band 1 Urgent Courses	367	8,829	4.2%	10.4%	9.2%	9.1%
% of FP17s Relating to Free Repair or Replacements	2	8,829	0.0%	0.9%	1.0%	0.8%
% of FP17s Relating to Continuations	37	8,829	0.4%	1.3%	1.4%	1.2%
% of Patients satisfied with the dentistry they have received	4	5	N/A	92.1%	93.1%	92.8%
% of Patients satisfied with the time they had to wait for an appointment	3	5	N/A	88.1%	89.5%	88.7%

* This is based on patients treated on this contract for their most recent course of treatment. Figures in italics indicate the base number of FP17s or Patient Questionnaire responses are less than 100. N/A is shown where the base number of responses is less than 10 during the period. % is calculated as Quantity/Base number*100

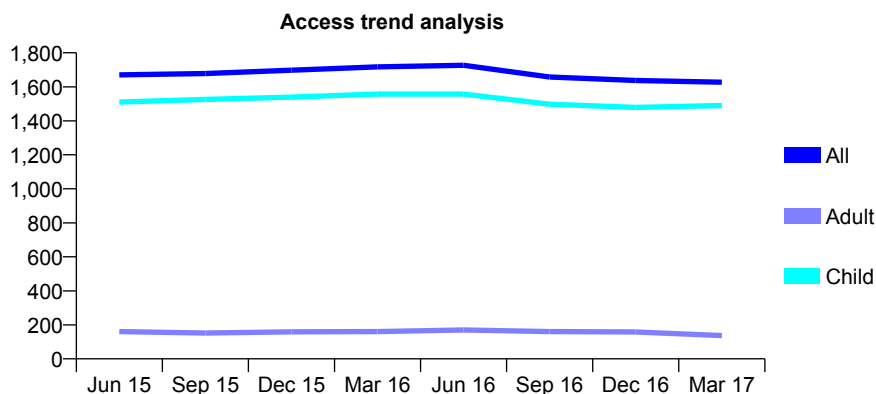
Q46 - Vital Signs At a Glance Contract Report for 329622/0001 - March 2017

Name or company name	MR SD HOWARTH
Contract type name	GDS Contract
Purpose of contract	General
Contract start date	01/04/2006
Contract end date	

16/17 Contracted general activity (UDA)	3,000
Carry forward general activity (UDA)	-60
16/17 Contracted orthodontic activity (UOA)	0
Carry forward orthodontic activity (UOA)	0
Baseline contract value	£73,341.76

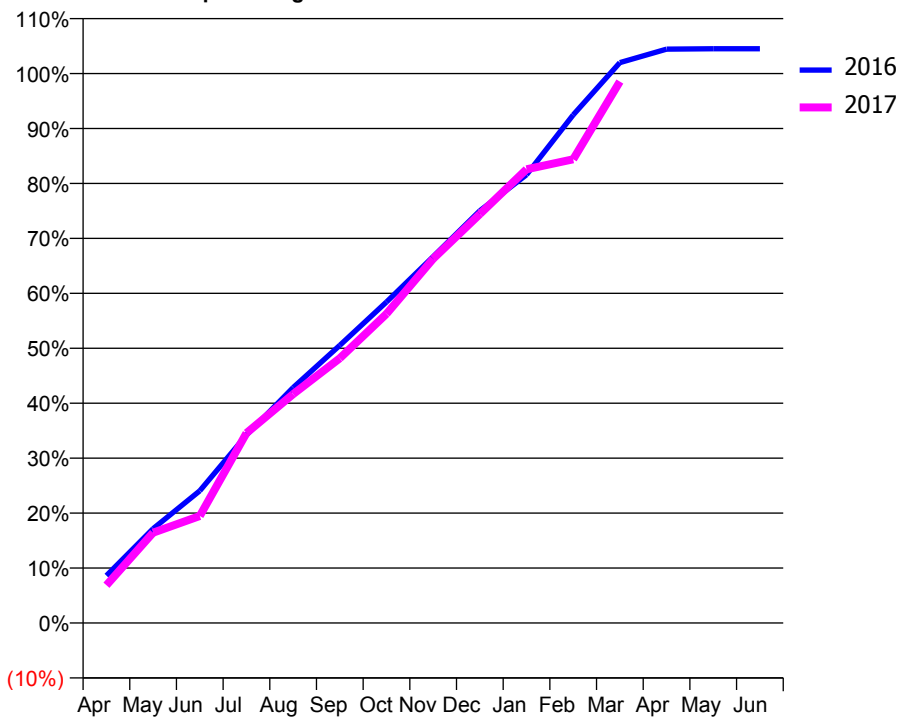
ACCESS*

Patients seen in 24 months	Total	Change since previous quarter
Quarter ending March 2016	1,717	
Quarter ending June 2016	1,727	→
Quarter ending September 2016	1,658	↓
Quarter ending December 2016	1,637	↓
Quarter ending March 2017	1,627	→
Variance since March 2016	(5.2%)	↓



ACTIVITY

Cumulative percentage of contracted UDA delivered 2016 & 2017



Month	Adjusted Scheduled Activity (UDA)	
	2016	2017
April	259	206
May	515	493
June	722	584
July	1,026	1,037
August	1,285	1,250
September	1,516	1,446
October	1,752	1,688
November	2,000	1,988
December	2,251	2,233
January	2,447	2,477
February	2,774	2,531
March	3,060	2,956
April	3,133	
May	3,135	
June	3,135	

QUALITY

	Quantity	Base Number	Contract	AT	Region	England
% of FP17s for the same patient ID Re-attending within 3 months - Children	187	2,370	7.9%	12.9%	13.3%	12.3%
% of FP17s for the same patient ID Re-attending within 3 months - Adults	0	0	N/A	17.6%	17.3%	16.7%
% of FP17s for the same patient ID Re-attending between 3 & 9 months - Children	1,595	2,370	67.3%	56.2%	58.9%	57.6%
% of FP17s for the same patient ID Re-attending between 3 & 9 months - Adults	0	0	N/A	49.9%	52.2%	50.1%
% of FP17s for Band 1 Urgent Courses	107	2,306	4.6%	10.4%	9.2%	9.1%
% of FP17s Relating to Free Repair or Replacements	0	2,306	0.0%	0.9%	1.0%	0.8%
% of FP17s Relating to Continuations	0	2,306	0.0%	1.3%	1.4%	1.2%
% of Patients satisfied with the dentistry they have received	0	0	N/A	92.1%	93.1%	92.8%
% of Patients satisfied with the time they had to wait for an appointment	0	0	N/A	88.1%	89.5%	88.7%

* This is based on patients treated on this contract for their most recent course of treatment. Figures in italics indicate the base number of FP17s or Patient Questionnaire responses are less than 100. N/A is shown where the base number of responses is less than 10 during the period. % is calculated as Quantity/Base number*100

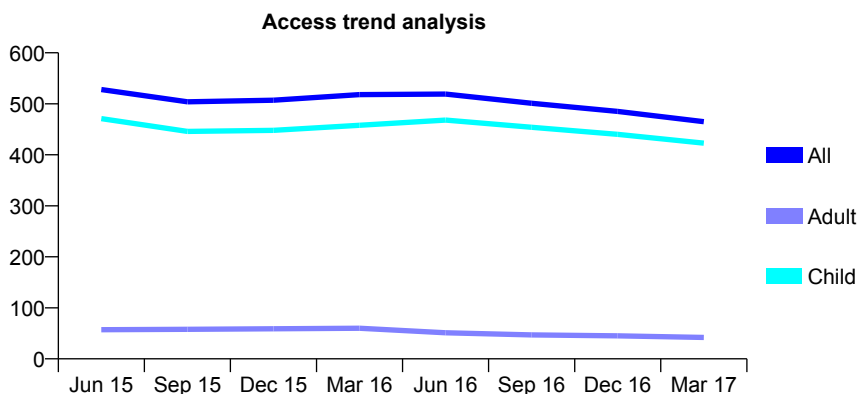
Q46 - Vital Signs At a Glance Contract Report for 333379/0001 - March 2017

Name or company name	MR AK JAIN
Contract type name	GDS Contract
Purpose of contract	General
Contract start date	01/04/2006
Contract end date	

16/17 Contracted general activity (UDA)	1,311
Carry forward general activity (UDA)	40
16/17 Contracted orthodontic activity (UOA)	0
Carry forward orthodontic activity (UOA)	0
Baseline contract value	£32,066.65

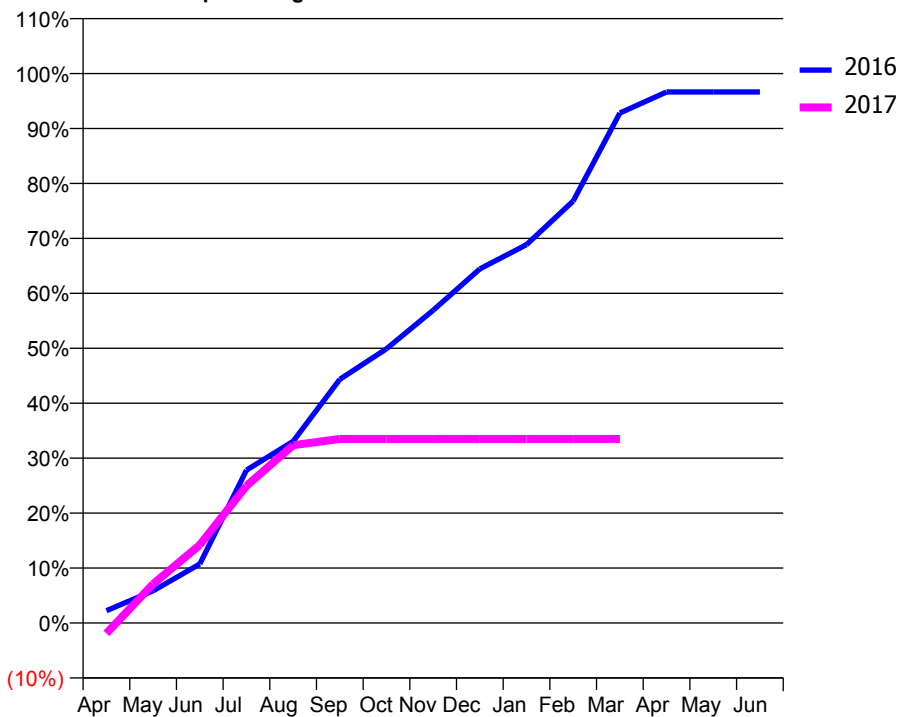
ACCESS*

Patients seen in 24 months	Total	Change since previous quarter
Quarter ending March 2016	518	
Quarter ending June 2016	519	→
Quarter ending September 2016	501	↓
Quarter ending December 2016	485	↓
Quarter ending March 2017	465	↓
Variance since March 2016	(10.2%)	↓



ACTIVITY

Cumulative percentage of contracted UDA delivered 2016 & 2017



Month	Adjusted Scheduled Activity (UDA)	
	2016	2017
April	27	-25
May	70	93
June	129	186
July	334	327
August	397	424
September	532	439
October	599	439
November	683	439
December	773	439
January	826	439
February	921	439
March	1,114	439
April	1,160	
May	1,160	
June	1,160	

QUALITY

	Quantity	Base Number	Contract	AT	Region	England
% of FP17s for the same patient ID Re-attending within 3 months - Children	17	325	5.2%	12.9%	13.3%	12.3%
% of FP17s for the same patient ID Re-attending within 3 months - Adults	0	8	0.0%	17.6%	17.3%	16.7%
% of FP17s for the same patient ID Re-attending between 3 & 9 months - Children	211	325	64.9%	56.2%	58.9%	57.6%
% of FP17s for the same patient ID Re-attending between 3 & 9 months - Adults	7	8	87.5%	49.9%	52.2%	50.1%
% of FP17s for Band 1 Urgent Courses	1	300	0.3%	10.4%	9.2%	9.1%
% of FP17s Relating to Free Repair or Replacements	0	300	0.0%	0.9%	1.0%	0.8%
% of FP17s Relating to Continuations	0	300	0.0%	1.3%	1.4%	1.2%
% of Patients satisfied with the dentistry they have received	0	0	N/A	92.1%	93.1%	92.8%
% of Patients satisfied with the time they had to wait for an appointment	0	0	N/A	88.1%	89.5%	88.7%

* This is based on patients treated on this contract for their most recent course of treatment. Figures in italics indicate the base number of FP17s or Patient Questionnaire responses are less than 100. N/A is shown where the base number of responses is less than 10 during the period. % is calculated as Quantity/Base number*100

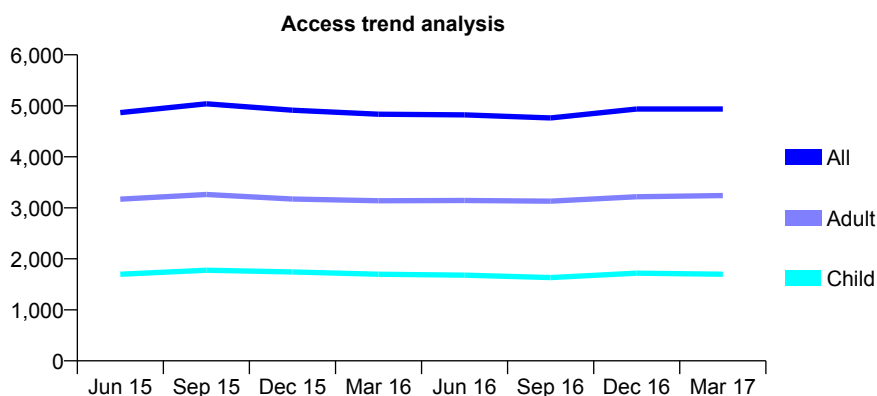
Q46 - Vital Signs At a Glance Contract Report for 336815/0001 - March 2017

Name or company name	MR S PATEL
Contract type name	GDS Contract
Purpose of contract	General
Contract start date	18/03/2010
Contract end date	

16/17 Contracted general activity (UDA)	11,938
Carry forward general activity (UDA)	-104
16/17 Contracted orthodontic activity (UOA)	0
Carry forward orthodontic activity (UOA)	0
Baseline contract value	£327,171.00

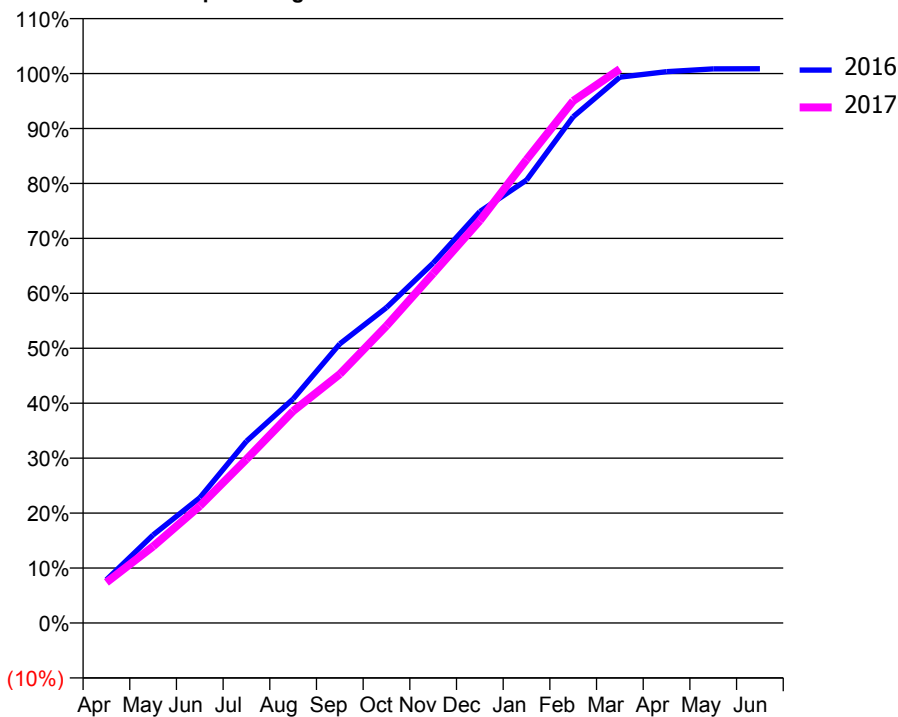
ACCESS*

Patients seen in 24 months	Total	Change since previous quarter
Quarter ending March 2016	4,836	
Quarter ending June 2016	4,823	→
Quarter ending September 2016	4,763	↓
Quarter ending December 2016	4,937	↑
Quarter ending March 2017	4,938	→
Variance since March 2016	2.1%	↑



ACTIVITY

Cumulative percentage of contracted UDA delivered 2016 & 2017



Month	Adjusted Scheduled Activity (UDA)	
	2016	2017
April	939	882
May	1,913	1,664
June	2,722	2,543
July	3,950	3,558
August	4,869	4,604
September	6,065	5,407
October	6,852	6,457
November	7,820	7,595
December	8,939	8,741
January	9,624	10,067
February	10,998	11,344
March	11,858	12,037
April	11,978	
May	12,040	
June	12,042	

QUALITY

	Quantity	Base Number	Contract	AT	Region	England
% of FP17s for the same patient ID Re-attending within 3 months - Children	343	3,141	10.9%	12.9%	13.3%	12.3%
% of FP17s for the same patient ID Re-attending within 3 months - Adults	1,030	5,517	18.7%	17.6%	17.3%	16.7%
% of FP17s for the same patient ID Re-attending between 3 & 9 months - Children	1,984	3,141	63.2%	56.2%	58.9%	57.6%
% of FP17s for the same patient ID Re-attending between 3 & 9 months - Adults	2,985	5,517	54.1%	49.9%	52.2%	50.1%
% of FP17s for Band 1 Urgent Courses	888	7,106	12.5%	10.4%	9.2%	9.1%
% of FP17s Relating to Free Repair or Replacements	24	7,106	0.3%	0.9%	1.0%	0.8%
% of FP17s Relating to Continuations	12	7,106	0.2%	1.3%	1.4%	1.2%
% of Patients satisfied with the dentistry they have received	3	3	N/A	92.1%	93.1%	92.8%
% of Patients satisfied with the time they had to wait for an appointment	3	3	N/A	88.1%	89.5%	88.7%

* This is based on patients treated on this contract for their most recent course of treatment. Figures in italics indicate the base number of FP17s or Patient Questionnaire responses are less than 100. N/A is shown where the base number of responses is less than 10 during the period. % is calculated as Quantity/Base number*100

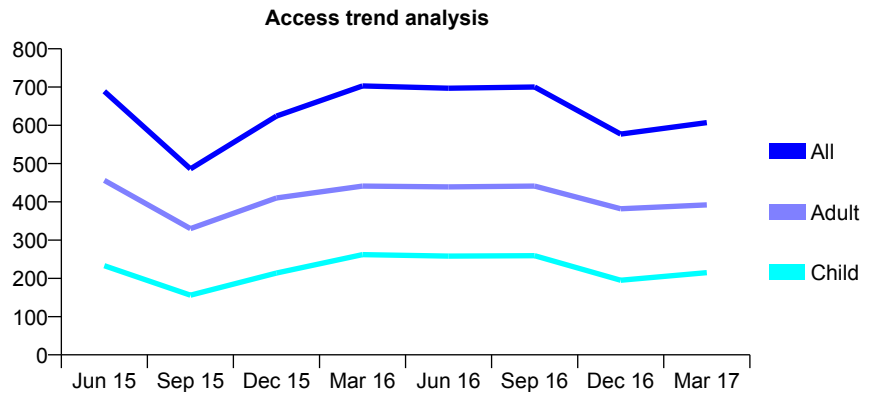
Q46 - Vital Signs At a Glance Contract Report for 336815/0002 - March 2017

Name or company name	MR S PATEL
Contract type name	GDS Contract
Purpose of contract	General
Contract start date	18/03/2010
Contract end date	

16/17 Contracted general activity (UDA)	1,900
Carry forward general activity (UDA)	-14
16/17 Contracted orthodontic activity (UOA)	0
Carry forward orthodontic activity (UOA)	0
Baseline contract value	£44,451.36

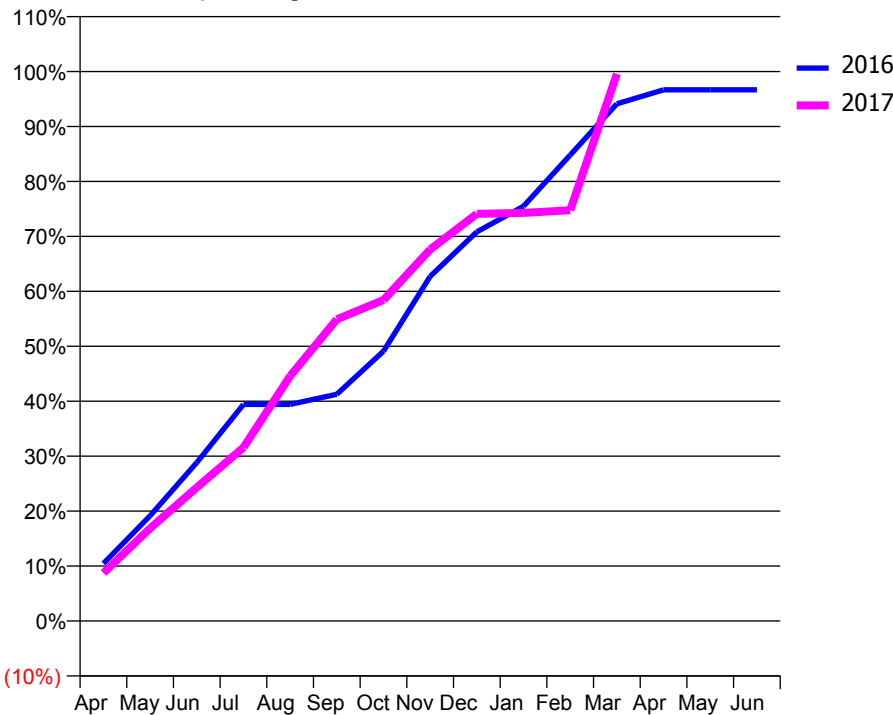
ACCESS*

Patients seen in 24 months	Total	Change since previous quarter
Quarter ending March 2016	703	
Quarter ending June 2016	697	→
Quarter ending September 2016	700	→
Quarter ending December 2016	577	↓
Quarter ending March 2017	607	↑
Variance since March 2016	(13.7%)	↓



ACTIVITY

Cumulative percentage of contracted UDA delivered 2016 & 2017



Month	Adjusted Scheduled Activity (UDA)	
	2016	2017
April	220	166
May	402	321
June	606	462
July	828	600
August	828	847
September	866	1,043
October	1,031	1,110
November	1,317	1,285
December	1,487	1,408
January	1,585	1,411
February	1,781	1,420
March	1,977	1,892
April	2,030	
May	2,030	
June	2,030	

QUALITY

	Quantity	Base Number	Contract	AT	Region	England
% of FP17s for the same patient ID Re-attending within 3 months - Children	21	433	4.8%	12.9%	13.3%	12.3%
% of FP17s for the same patient ID Re-attending within 3 months - Adults	31	688	4.5%	17.6%	17.3%	16.7%
% of FP17s for the same patient ID Re-attending between 3 & 9 months - Children	91	433	21.0%	56.2%	58.9%	57.6%
% of FP17s for the same patient ID Re-attending between 3 & 9 months - Adults	126	688	18.3%	49.9%	52.2%	50.1%
% of FP17s for Band 1 Urgent Courses	133	1,098	12.1%	10.4%	9.2%	9.1%
% of FP17s Relating to Free Repair or Replacements	2	1,098	0.2%	0.9%	1.0%	0.8%
% of FP17s Relating to Continuations	1	1,098	0.1%	1.3%	1.4%	1.2%
% of Patients satisfied with the dentistry they have received	1	1	N/A	92.1%	93.1%	92.8%
% of Patients satisfied with the time they had to wait for an appointment	0	1	N/A	88.1%	89.5%	88.7%

* This is based on patients treated on this contract for their most recent course of treatment. Figures in italics indicate the base number of FP17s or Patient Questionnaire responses are less than 100. N/A is shown where the base number of responses is less than 10 during the period. % is calculated as Quantity/Base number*100

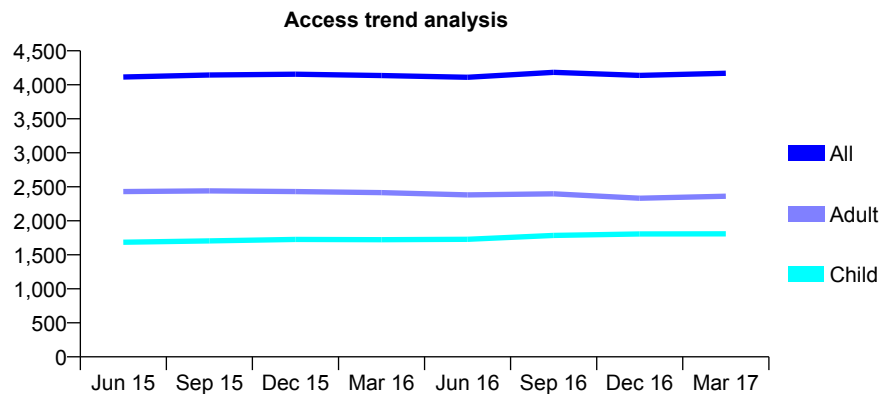
Q46 - Vital Signs At a Glance Contract Report for 339881/0001 - March 2017

Name or company name	MR S MIRTORABI
Contract type name	GDS Contract
Purpose of contract	General
Contract start date	01/04/2006
Contract end date	

16/17 Contracted general activity (UDA)	10,570
Carry forward general activity (UDA)	-156
16/17 Contracted orthodontic activity (UOA)	0
Carry forward orthodontic activity (UOA)	0
Baseline contract value	£334,396.87

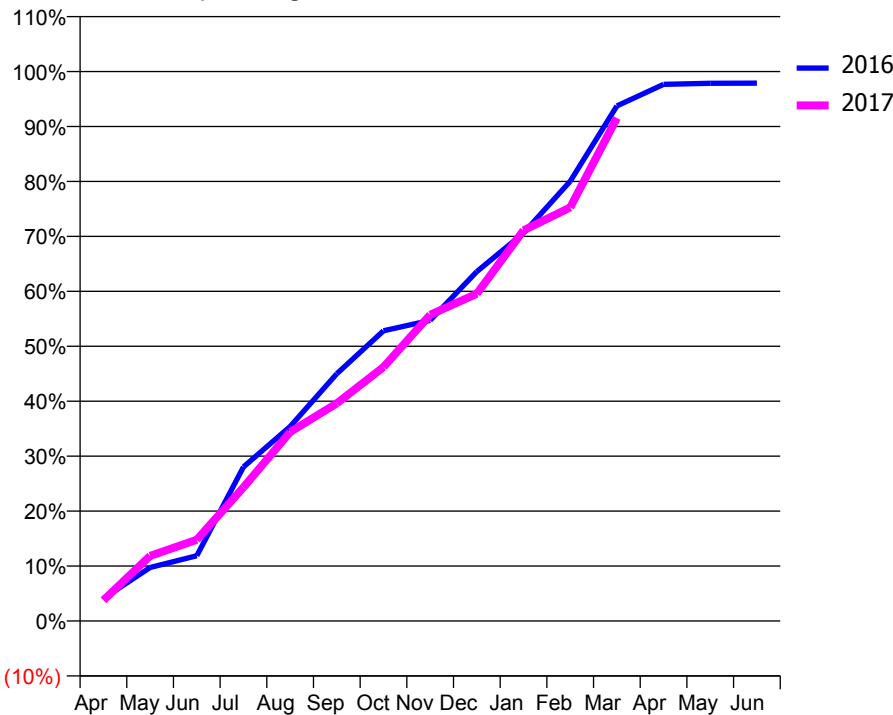
ACCESS*

Patients seen in 24 months	Total	Change since previous quarter
Quarter ending March 2016	4,136	
Quarter ending June 2016	4,110	→
Quarter ending September 2016	4,184	→
Quarter ending December 2016	4,139	↓
Quarter ending March 2017	4,169	→
Variance since March 2016	0.8%	→



ACTIVITY

Cumulative percentage of contracted UDA delivered 2016 & 2017



Month	Adjusted Scheduled Activity (UDA)	
	2016	2017
April	435	398
May	1,031	1,252
June	1,256	1,564
July	2,963	2,570
August	3,740	3,637
September	4,756	4,188
October	5,582	4,884
November	5,783	5,890
December	6,720	6,296
January	7,463	7,513
February	8,457	7,954
March	9,906	9,676
April	10,322	
May	10,342	
June	10,345	

QUALITY

	Quantity	Base Number	Contract	AT	Region	England
% of FP17s for the same patient ID Re-attending within 3 months - Children	261	2,571	10.2%	12.9%	13.3%	12.3%
% of FP17s for the same patient ID Re-attending within 3 months - Adults	298	2,477	12.0%	17.6%	17.3%	16.7%
% of FP17s for the same patient ID Re-attending between 3 & 9 months - Children	1,377	2,571	53.6%	56.2%	58.9%	57.6%
% of FP17s for the same patient ID Re-attending between 3 & 9 months - Adults	945	2,477	38.2%	49.9%	52.2%	50.1%
% of FP17s for Band 1 Urgent Courses	338	4,419	7.6%	10.4%	9.2%	9.1%
% of FP17s Relating to Free Repair or Replacements	7	4,419	0.2%	0.9%	1.0%	0.8%
% of FP17s Relating to Continuations	68	4,419	1.5%	1.3%	1.4%	1.2%
% of Patients satisfied with the dentistry they have received	2	2	N/A	92.1%	93.1%	92.8%
% of Patients satisfied with the time they had to wait for an appointment	2	2	N/A	88.1%	89.5%	88.7%

* This is based on patients treated on this contract for their most recent course of treatment. Figures in italics indicate the base number of FP17s or Patient Questionnaire responses are less than 100. N/A is shown where the base number of responses is less than 10 during the period. % is calculated as Quantity/Base number*100

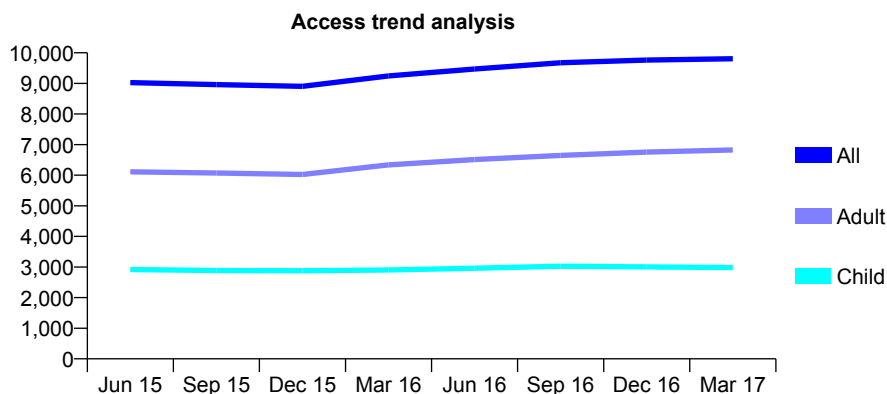
Q46 - Vital Signs At a Glance Contract Report for 342327/0001 - March 2017

Name or company name	MR MK MUSHTAQ
Contract type name	GDS Contract
Purpose of contract	General
Contract start date	01/04/2006
Contract end date	

16/17 Contracted general activity (UDA)	22,660
Carry forward general activity (UDA)	-59
16/17 Contracted orthodontic activity (UOA)	0
Carry forward orthodontic activity (UOA)	0
Baseline contract value	£600,329.12

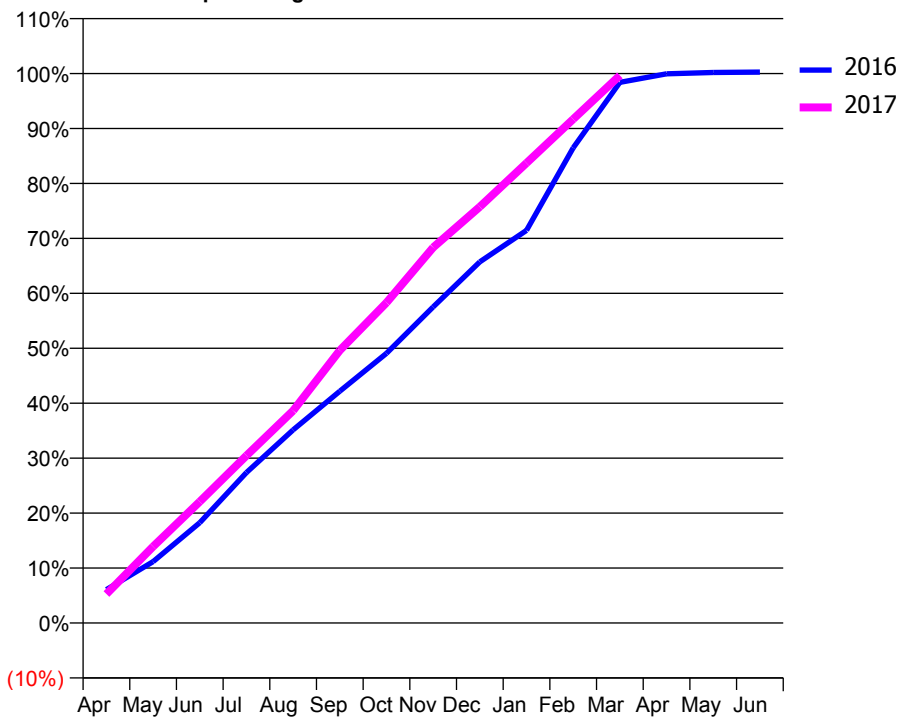
ACCESS*

Patients seen in 24 months	Total	Change since previous quarter
Quarter ending March 2016	9,244	
Quarter ending June 2016	9,470	↑
Quarter ending September 2016	9,674	↑
Quarter ending December 2016	9,762	→
Quarter ending March 2017	9,807	→
Variance since March 2016	6.1%	↑



ACTIVITY

Cumulative percentage of contracted UDA delivered 2016 & 2017



Month	Adjusted Scheduled Activity (UDA)	
	2016	2017
April	1,393	1,196
May	2,565	3,153
June	4,190	5,005
July	6,284	6,906
August	8,063	8,759
September	9,680	11,240
October	11,261	13,214
November	13,197	15,490
December	15,078	17,165
January	16,390	18,969
February	19,836	20,778
March	22,572	22,581
April	22,928	
May	22,985	
June	22,999	

QUALITY

	Quantity	Base Number	Contract	AT	Region	England
% of FP17s for the same patient ID Re-attending within 3 months - Children	252	3,896	6.5%	12.9%	13.3%	12.3%
% of FP17s for the same patient ID Re-attending within 3 months - Adults	1,221	8,587	14.2%	17.6%	17.3%	16.7%
% of FP17s for the same patient ID Re-attending between 3 & 9 months - Children	2,057	3,896	52.8%	56.2%	58.9%	57.6%
% of FP17s for the same patient ID Re-attending between 3 & 9 months - Adults	3,825	8,587	44.5%	49.9%	52.2%	50.1%
% of FP17s for Band 1 Urgent Courses	1,046	11,253	9.3%	10.4%	9.2%	9.1%
% of FP17s Relating to Free Repair or Replacements	123	11,253	1.1%	0.9%	1.0%	0.8%
% of FP17s Relating to Continuations	29	11,253	0.3%	1.3%	1.4%	1.2%
% of Patients satisfied with the dentistry they have received	4	5	N/A	92.1%	93.1%	92.8%
% of Patients satisfied with the time they had to wait for an appointment	4	5	N/A	88.1%	89.5%	88.7%

* This is based on patients treated on this contract for their most recent course of treatment. Figures in italics indicate the base number of FP17s or Patient Questionnaire responses are less than 100. N/A is shown where the base number of responses is less than 10 during the period. % is calculated as Quantity/Base number*100

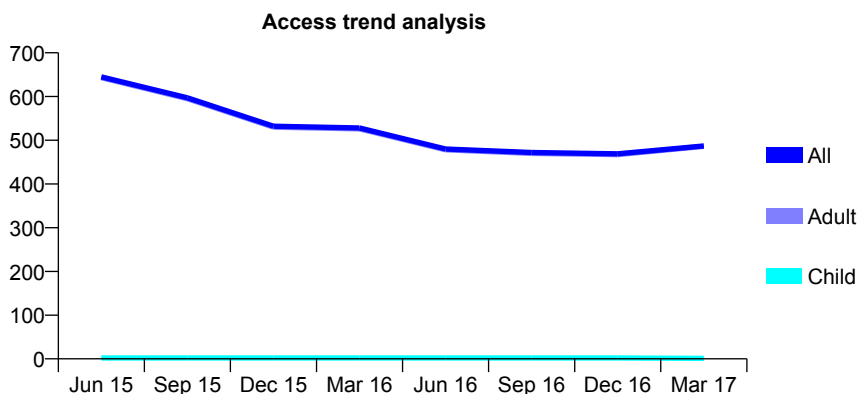
Q46 - Vital Signs At a Glance Contract Report for 342327/0002 - March 2017

Name or company name	MR MK MUSHTAQ
Contract type name	PDS Contract
Purpose of contract	General
Contract start date	01/04/2013
Contract end date	31/03/2018

16/17 Contracted general activity (UDA)	700
Carry forward general activity (UDA)	0
16/17 Contracted orthodontic activity (UOA)	0
Carry forward orthodontic activity (UOA)	0
Baseline contract value	£59,099.84

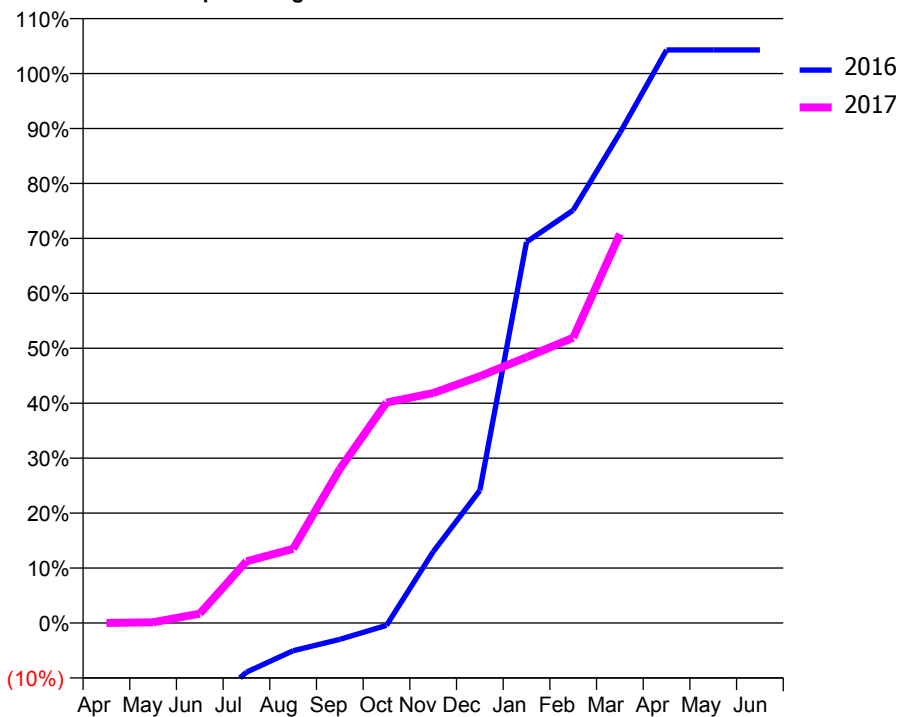
ACCESS*

Patients seen in 24 months	Total	Change since previous quarter
Quarter ending March 2016	528	
Quarter ending June 2016	480	↓
Quarter ending September 2016	472	↓
Quarter ending December 2016	469	→
Quarter ending March 2017	487	↑
Variance since March 2016	(7.8%)	↓



ACTIVITY

Cumulative percentage of contracted UDA delivered 2016 & 2017



Month	Adjusted Scheduled Activity (UDA)	
	2016	2017
April	-190	0
May	-175	1
June	-116	12
July	-63	79
August	-35	95
September	-21	196
October	-3	281
November	91	293
December	169	314
January	485	339
February	526	363
March	624	495
April	730	
May	730	
June	730	

QUALITY

	Quantity	Base Number	Contract	AT	Region	England
% of FP17s for the same patient ID Re-attending within 3 months - Children	0	0	N/A	12.9%	13.3%	12.3%
% of FP17s for the same patient ID Re-attending within 3 months - Adults	9	270	3.3%	17.6%	17.3%	16.7%
% of FP17s for the same patient ID Re-attending between 3 & 9 months - Children	0	0	N/A	56.2%	58.9%	57.6%
% of FP17s for the same patient ID Re-attending between 3 & 9 months - Adults	11	270	4.1%	49.9%	52.2%	50.1%
% of FP17s for Band 1 Urgent Courses	17	254	6.7%	10.4%	9.2%	9.1%
% of FP17s Relating to Free Repair or Replacements	0	254	0.0%	0.9%	1.0%	0.8%
% of FP17s Relating to Continuations	0	254	0.0%	1.3%	1.4%	1.2%
% of Patients satisfied with the dentistry they have received	0	0	N/A	92.1%	93.1%	92.8%
% of Patients satisfied with the time they had to wait for an appointment	0	0	N/A	88.1%	89.5%	88.7%

* This is based on patients treated on this contract for their most recent course of treatment. Figures in italics indicate the base number of FP17s or Patient Questionnaire responses are less than 100. N/A is shown where the base number of responses is less than 10 during the period. % is calculated as Quantity/Base number*100

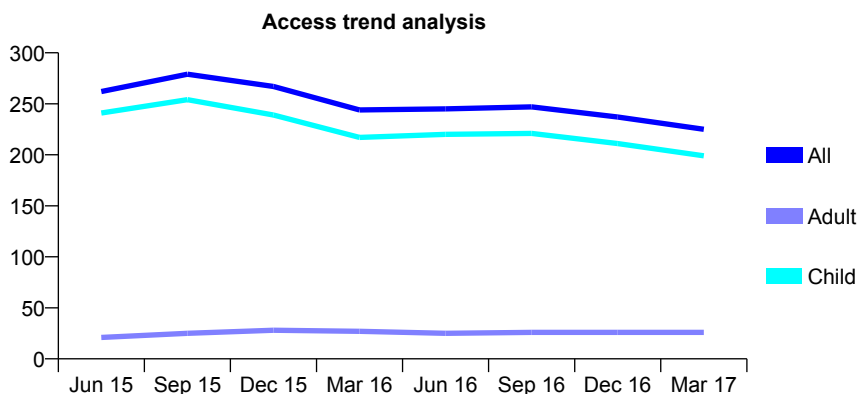
Q46 - Vital Signs At a Glance Contract Report for 351121/0001 - March 2017

Name or company name	MR CJ MICHAELS
Contract type name	GDS Contract
Purpose of contract	General
Contract start date	01/04/2006
Contract end date	30/11/2016

16/17 Contracted general activity (UDA)	223
Carry forward general activity (UDA)	-7
16/17 Contracted orthodontic activity (UOA)	0
Carry forward orthodontic activity (UOA)	0
Baseline contract value	£5,459.89

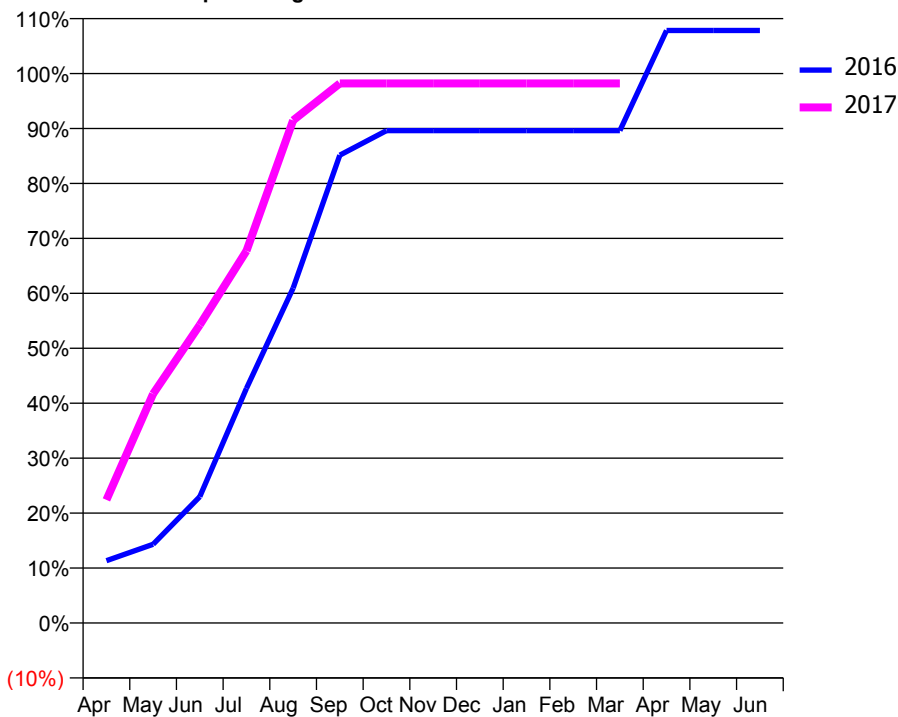
ACCESS*

Patients seen in 24 months	Total	Change since previous quarter
Quarter ending March 2016	244	
Quarter ending June 2016	245	→
Quarter ending September 2016	247	→
Quarter ending December 2016	237	↓
Quarter ending March 2017	225	↓
Variance since March 2016	(7.8%)	↓



ACTIVITY

Cumulative percentage of contracted UDA delivered 2016 & 2017



Month	Adjusted Scheduled Activity (UDA)	
	2016	2017
April	38	50
May	48	93
June	77	121
July	143	151
August	204	204
September	285	219
October	300	219
November	300	219
December	300	219
January	300	219
February	300	219
March	300	219
April	361	
May	361	
June	361	

QUALITY

	Quantity	Base Number	Contract	AT	Region	England
% of FP17s for the same patient ID Re-attending within 3 months - Children	3	197	1.5%	12.9%	13.3%	12.3%
% of FP17s for the same patient ID Re-attending within 3 months - Adults	0	7	0.0%	17.6%	17.3%	16.7%
% of FP17s for the same patient ID Re-attending between 3 & 9 months - Children	78	197	39.6%	56.2%	58.9%	57.6%
% of FP17s for the same patient ID Re-attending between 3 & 9 months - Adults	2	7	28.6%	49.9%	52.2%	50.1%
% of FP17s for Band 1 Urgent Courses	0	152	0.0%	10.4%	9.2%	9.1%
% of FP17s Relating to Free Repair or Replacements	0	152	0.0%	0.9%	1.0%	0.8%
% of FP17s Relating to Continuations	0	152	0.0%	1.3%	1.4%	1.2%
% of Patients satisfied with the dentistry they have received	0	0	N/A	92.1%	93.1%	92.8%
% of Patients satisfied with the time they had to wait for an appointment	0	0	N/A	88.1%	89.5%	88.7%

* This is based on patients treated on this contract for their most recent course of treatment. Figures in italics indicate the base number of FP17s or Patient Questionnaire responses are less than 100. N/A is shown where the base number of responses is less than 10 during the period. % is calculated as Quantity/Base number*100

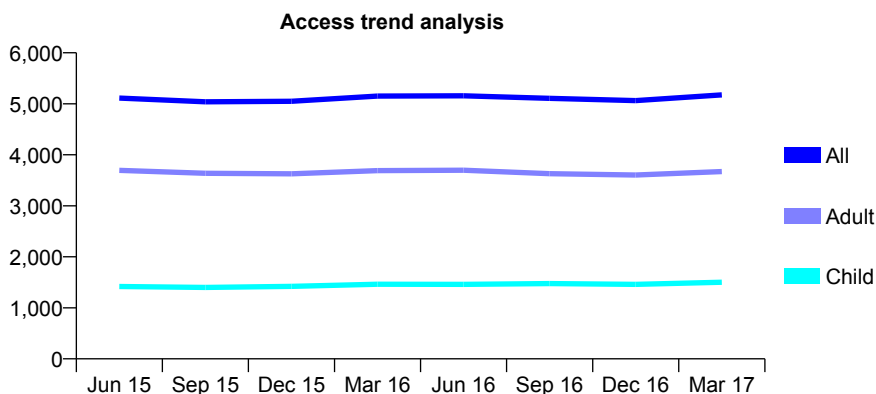
Q46 - Vital Signs At a Glance Contract Report for 356956/0001 - March 2017

Name or company name	MR MJ FERN
Contract type name	GDS Contract
Purpose of contract	General
Contract start date	18/09/2007
Contract end date	

16/17 Contracted general activity (UDA)	10,000
Carry forward general activity (UDA)	-74
16/17 Contracted orthodontic activity (UOA)	0
Carry forward orthodontic activity (UOA)	0
Baseline contract value	£253,831.57

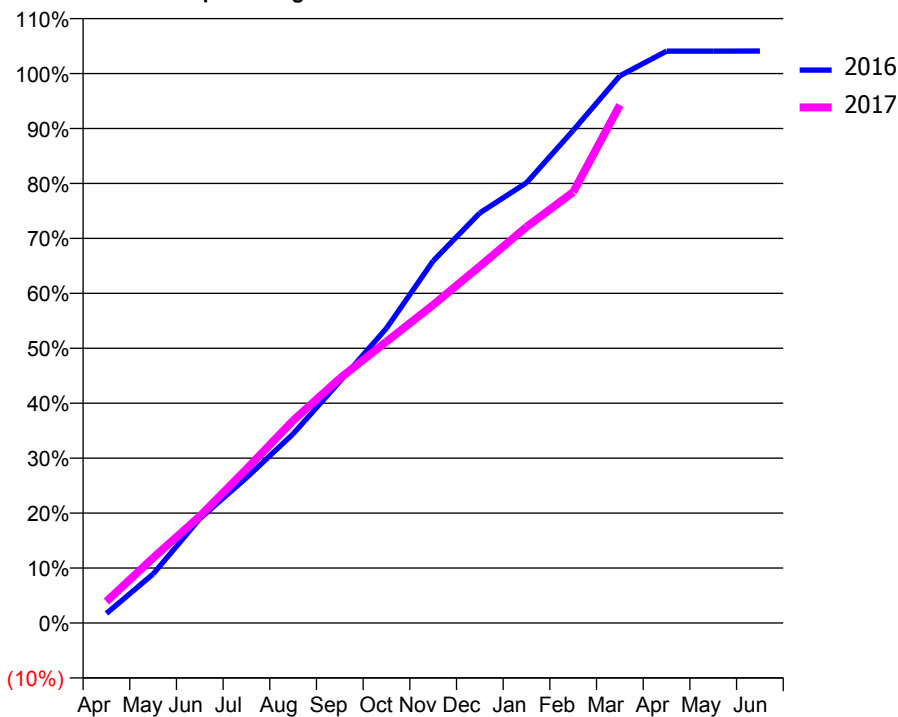
ACCESS*

Patients seen in 24 months	Total	Change since previous quarter
Quarter ending March 2016	5,152	
Quarter ending June 2016	5,158	→
Quarter ending September 2016	5,106	↓
Quarter ending December 2016	5,064	→
Quarter ending March 2017	5,175	↑
Variance since March 2016	0.4%	→



ACTIVITY

Cumulative percentage of contracted UDA delivered 2016 & 2017



Adjusted Scheduled Activity (UDA)

Month	2016	2017
April	178	393
May	917	1,185
June	1,953	1,943
July	2,717	2,802
August	3,539	3,684
September	4,518	4,451
October	5,514	5,120
November	6,773	5,790
December	7,672	6,494
January	8,237	7,207
February	9,216	7,842
March	10,237	9,426
April	10,698	
May	10,698	
June	10,701	

QUALITY

	Quantity	Base Number	Contract	AT	Region	England
% of FP17s for the same patient ID Re-attending within 3 months - Children	202	2,374	8.5%	12.9%	13.3%	12.3%
% of FP17s for the same patient ID Re-attending within 3 months - Adults	414	5,027	8.2%	17.6%	17.3%	16.7%
% of FP17s for the same patient ID Re-attending between 3 & 9 months - Children	1,522	2,374	64.1%	56.2%	58.9%	57.6%
% of FP17s for the same patient ID Re-attending between 3 & 9 months - Adults	3,127	5,027	62.2%	49.9%	52.2%	50.1%
% of FP17s for Band 1 Urgent Courses	207	5,627	3.7%	10.4%	9.2%	9.1%
% of FP17s Relating to Free Repair or Replacements	13	5,627	0.2%	0.9%	1.0%	0.8%
% of FP17s Relating to Continuations	7	5,627	0.1%	1.3%	1.4%	1.2%
% of Patients satisfied with the dentistry they have received	8	9	N/A	92.1%	93.1%	92.8%
% of Patients satisfied with the time they had to wait for an appointment	8	9	N/A	88.1%	89.5%	88.7%

* This is based on patients treated on this contract for their most recent course of treatment. Figures in italics indicate the base number of FP17s or Patient Questionnaire responses are less than 100. N/A is shown where the base number of responses is less than 10 during the period. % is calculated as Quantity/Base number*100

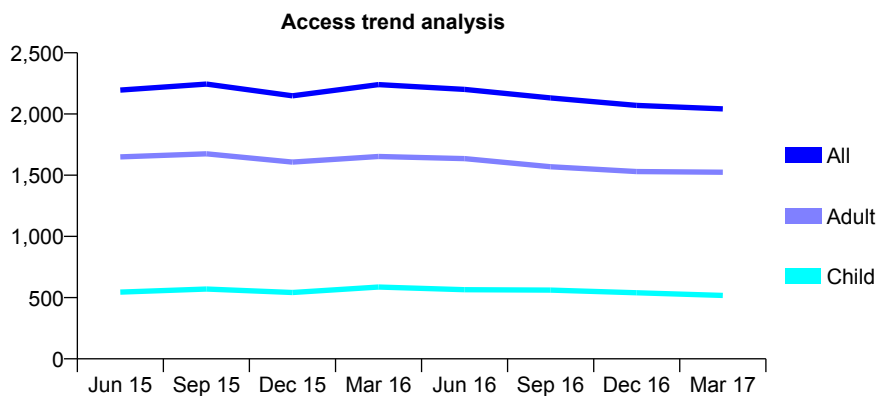
Q46 - Vital Signs At a Glance Contract Report for 356956/0002 - March 2017

Name or company name	MR MJ FERN
Contract type name	GDS Contract
Purpose of contract	General
Contract start date	01/08/2013
Contract end date	

16/17 Contracted general activity (UDA)	5,388
Carry forward general activity (UDA)	81
16/17 Contracted orthodontic activity (UOA)	0
Carry forward orthodontic activity (UOA)	0
Baseline contract value	£147,286.33

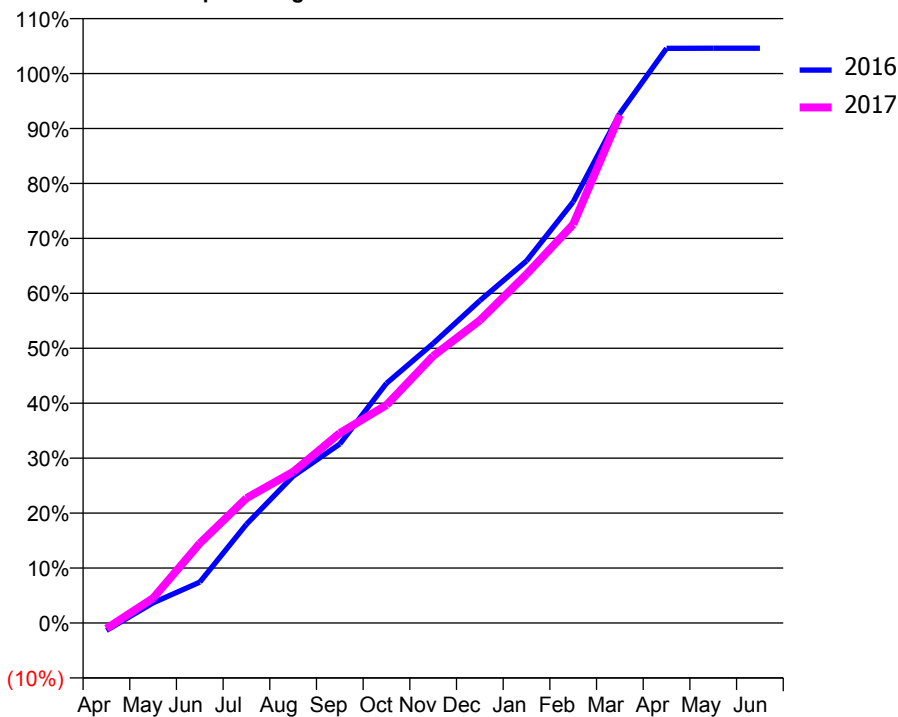
ACCESS*

Patients seen in 24 months	Total	Change since previous quarter
Quarter ending March 2016	2,240	
Quarter ending June 2016	2,201	↓
Quarter ending September 2016	2,131	↓
Quarter ending December 2016	2,070	↓
Quarter ending March 2017	2,042	↓
Variance since March 2016	(8.8%)	↓



ACTIVITY

Cumulative percentage of contracted UDA delivered 2016 & 2017



Month	Adjusted Scheduled Activity (UDA)	
	2016	2017
April	-77	-56
May	208	243
June	421	781
July	1,018	1,225
August	1,515	1,483
September	1,846	1,863
October	2,472	2,137
November	2,883	2,618
December	3,325	2,967
January	3,736	3,420
February	4,345	3,909
March	5,256	4,981
April	5,928	
May	5,929	
June	5,929	

QUALITY

	Quantity	Base Number	Contract	AT	Region	England
% of FP17s for the same patient ID Re-attending within 3 months - Children	28	702	4.0%	12.9%	13.3%	12.3%
% of FP17s for the same patient ID Re-attending within 3 months - Adults	174	1,957	8.9%	17.6%	17.3%	16.7%
% of FP17s for the same patient ID Re-attending between 3 & 9 months - Children	367	702	52.3%	56.2%	58.9%	57.6%
% of FP17s for the same patient ID Re-attending between 3 & 9 months - Adults	1,105	1,957	56.5%	49.9%	52.2%	50.1%
% of FP17s for Band 1 Urgent Courses	76	2,402	3.2%	10.4%	9.2%	9.1%
% of FP17s Relating to Free Repair or Replacements	16	2,402	0.7%	0.9%	1.0%	0.8%
% of FP17s Relating to Continuations	3	2,402	0.1%	1.3%	1.4%	1.2%
% of Patients satisfied with the dentistry they have received	8	8	N/A	92.1%	93.1%	92.8%
% of Patients satisfied with the time they had to wait for an appointment	7	8	N/A	88.1%	89.5%	88.7%

* This is based on patients treated on this contract for their most recent course of treatment. Figures in italics indicate the base number of FP17s or Patient Questionnaire responses are less than 100. N/A is shown where the base number of responses is less than 10 during the period. % is calculated as Quantity/Base number*100

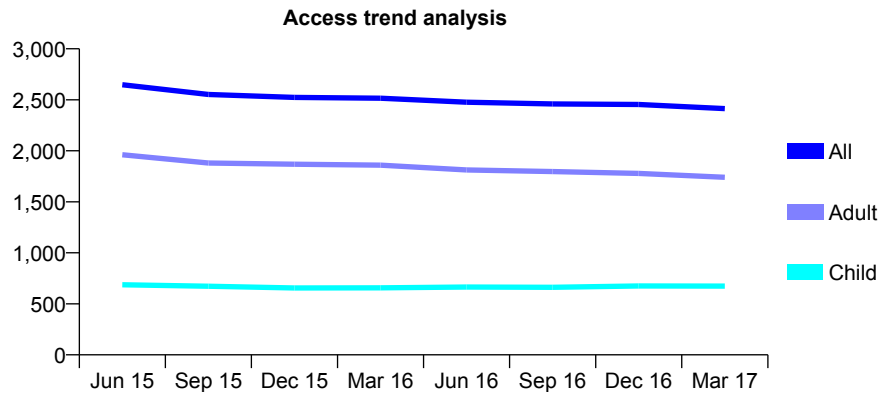
Q46 - Vital Signs At a Glance Contract Report for 358975/0001 - March 2017

Name or company name	MISS P STOREY
Contract type name	GDS Contract
Purpose of contract	General
Contract start date	06/05/2011
Contract end date	

16/17 Contracted general activity (UDA)	6,504
Carry forward general activity (UDA)	-141
16/17 Contracted orthodontic activity (UOA)	0
Carry forward orthodontic activity (UOA)	0
Baseline contract value	£181,055.60

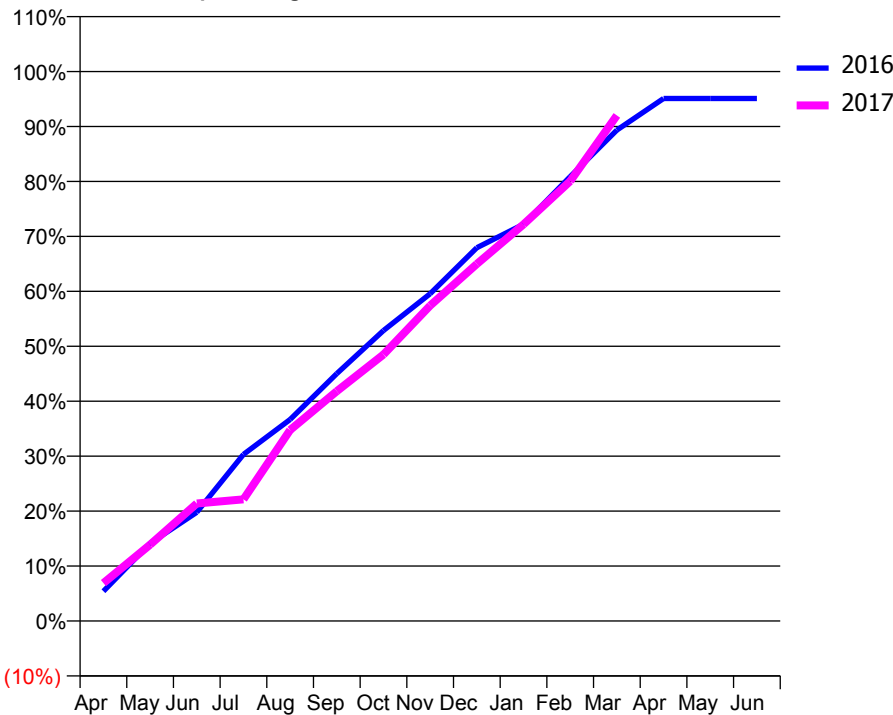
ACCESS*

Patients seen in 24 months	Total	Change since previous quarter
Quarter ending March 2016	2,516	
Quarter ending June 2016	2,477	↓
Quarter ending September 2016	2,459	→
Quarter ending December 2016	2,454	→
Quarter ending March 2017	2,414	↓
Variance since March 2016	(4.1%)	↓



ACTIVITY

Cumulative percentage of contracted UDA delivered 2016 & 2017



Month	Adjusted Scheduled Activity (UDA)	
	2016	2017
April	357	449
May	930	904
June	1,303	1,392
July	1,995	1,441
August	2,413	2,261
September	2,963	2,720
October	3,478	3,155
November	3,918	3,733
December	4,470	4,225
January	4,750	4,695
February	5,320	5,206
March	5,878	5,985
April	6,255	
May	6,255	
June	6,255	

QUALITY

	Quantity	Base Number	Contract	AT	Region	England
% of FP17s for the same patient ID Re-attending within 3 months - Children	51	970	5.3%	12.9%	13.3%	12.3%
% of FP17s for the same patient ID Re-attending within 3 months - Adults	280	2,630	10.6%	17.6%	17.3%	16.7%
% of FP17s for the same patient ID Re-attending between 3 & 9 months - Children	545	970	56.2%	56.2%	58.9%	57.6%
% of FP17s for the same patient ID Re-attending between 3 & 9 months - Adults	1,656	2,630	63.0%	49.9%	52.2%	50.1%
% of FP17s for Band 1 Urgent Courses	309	3,411	9.1%	10.4%	9.2%	9.1%
% of FP17s Relating to Free Repair or Replacements	11	3,411	0.3%	0.9%	1.0%	0.8%
% of FP17s Relating to Continuations	3	3,411	0.1%	1.3%	1.4%	1.2%
% of Patients satisfied with the dentistry they have received	2	2	N/A	92.1%	93.1%	92.8%
% of Patients satisfied with the time they had to wait for an appointment	2	2	N/A	88.1%	89.5%	88.7%

* This is based on patients treated on this contract for their most recent course of treatment. Figures in italics indicate the base number of FP17s or Patient Questionnaire responses are less than 100. N/A is shown where the base number of responses is less than 10 during the period. % is calculated as Quantity/Base number*100

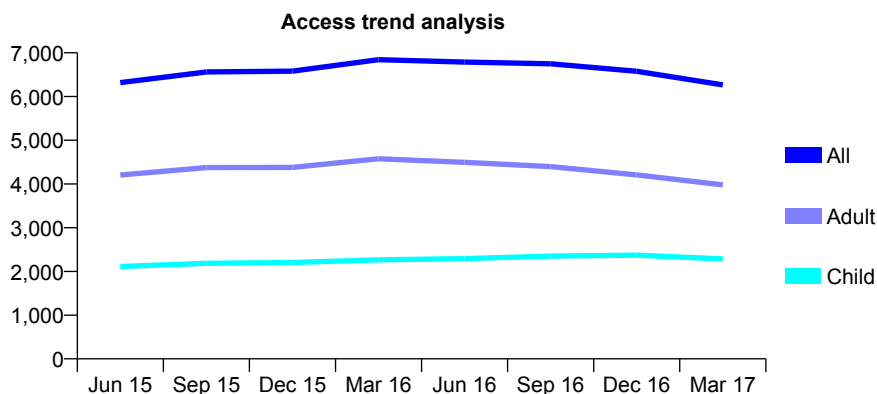
Q46 - Vital Signs At a Glance Contract Report for 367931/0001 - March 2017

Name or company name	MS T KHAN
Contract type name	GDS Contract
Purpose of contract	General
Contract start date	01/08/2007
Contract end date	

16/17 Contracted general activity (UDA)	15,309
Carry forward general activity (UDA)	-306
16/17 Contracted orthodontic activity (UOA)	0
Carry forward orthodontic activity (UOA)	0
Baseline contract value	£424,759.19

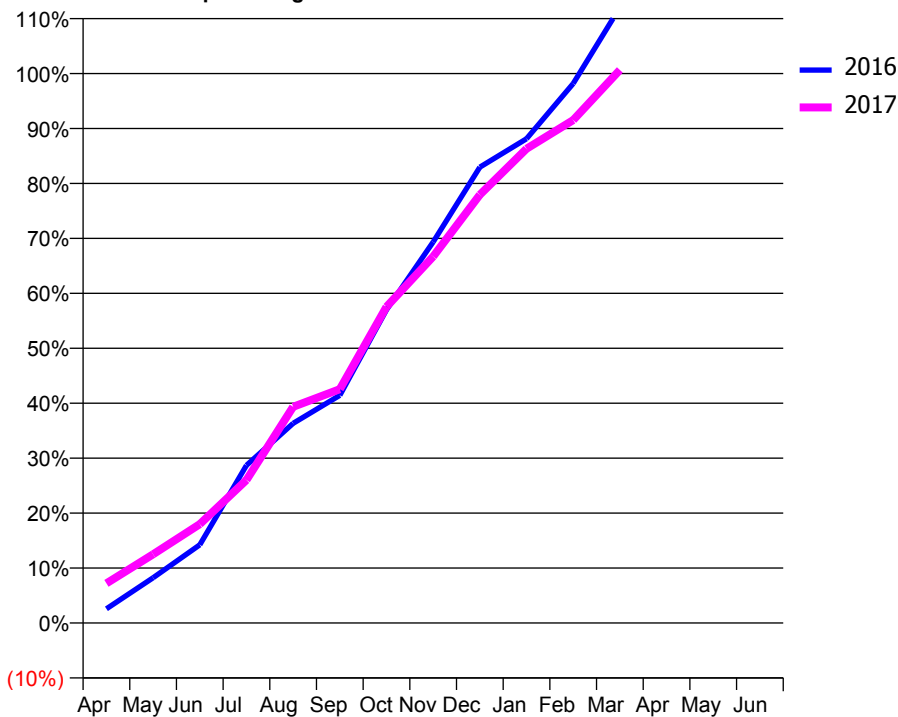
ACCESS*

Patients seen in 24 months	Total	Change since previous quarter
Quarter ending March 2016	6,842	
Quarter ending June 2016	6,788	→
Quarter ending September 2016	6,748	→
Quarter ending December 2016	6,579	↓
Quarter ending March 2017	6,265	↓
Variance since March 2016	(8.4%)	↓



ACTIVITY

Cumulative percentage of contracted UDA delivered 2016 & 2017



Month	Adjusted Scheduled Activity (UDA)	
	2016	2017
April	411	1,106
May	1,308	1,914
June	2,260	2,756
July	4,552	3,985
August	5,767	6,022
September	6,576	6,514
October	9,043	8,810
November	11,002	10,211
December	13,163	11,931
January	13,986	13,211
February	15,579	14,010
March	17,777	15,410
April	18,327	
May	18,326	
June	18,330	

QUALITY

	Quantity	Base Number	Contract	AT	Region	England
% of FP17s for the same patient ID Re-attending within 3 months - Children	257	2,709	9.5%	12.9%	13.3%	12.3%
% of FP17s for the same patient ID Re-attending within 3 months - Adults	853	4,441	19.2%	17.6%	17.3%	16.7%
% of FP17s for the same patient ID Re-attending between 3 & 9 months - Children	1,289	2,709	47.6%	56.2%	58.9%	57.6%
% of FP17s for the same patient ID Re-attending between 3 & 9 months - Adults	1,880	4,441	42.3%	49.9%	52.2%	50.1%
% of FP17s for Band 1 Urgent Courses	778	6,863	11.3%	10.4%	9.2%	9.1%
% of FP17s Relating to Free Repair or Replacements	71	6,863	1.0%	0.9%	1.0%	0.8%
% of FP17s Relating to Continuations	39	6,863	0.6%	1.3%	1.4%	1.2%
% of Patients satisfied with the dentistry they have received	5	6	N/A	92.1%	93.1%	92.8%
% of Patients satisfied with the time they had to wait for an appointment	5	6	N/A	88.1%	89.5%	88.7%

* This is based on patients treated on this contract for their most recent course of treatment. Figures in italics indicate the base number of FP17s or Patient Questionnaire responses are less than 100. N/A is shown where the base number of responses is less than 10 during the period. % is calculated as Quantity/Base number*100

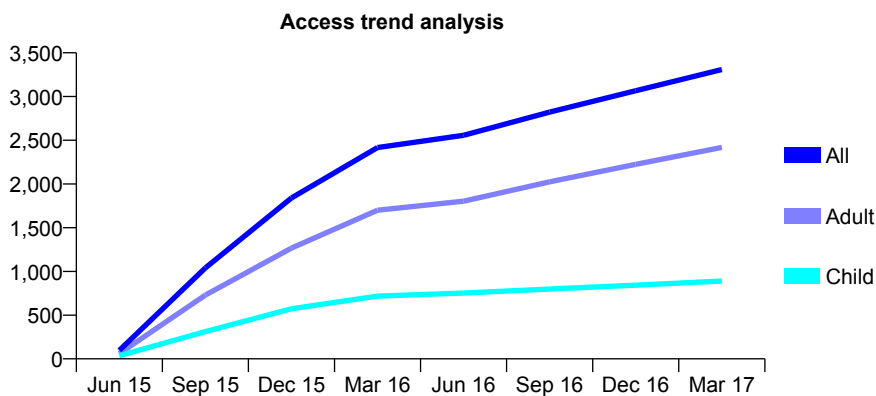
Q46 - Vital Signs At a Glance Contract Report for 367931/0003 - March 2017

Name or company name	MS T KHAN
Contract type name	GDS Contract
Purpose of contract	General
Contract start date	01/06/2015
Contract end date	

16/17 Contracted general activity (UDA)	8,521
Carry forward general activity (UDA)	1,054
16/17 Contracted orthodontic activity (UOA)	0
Carry forward orthodontic activity (UOA)	0
Baseline contract value	£206,247.42

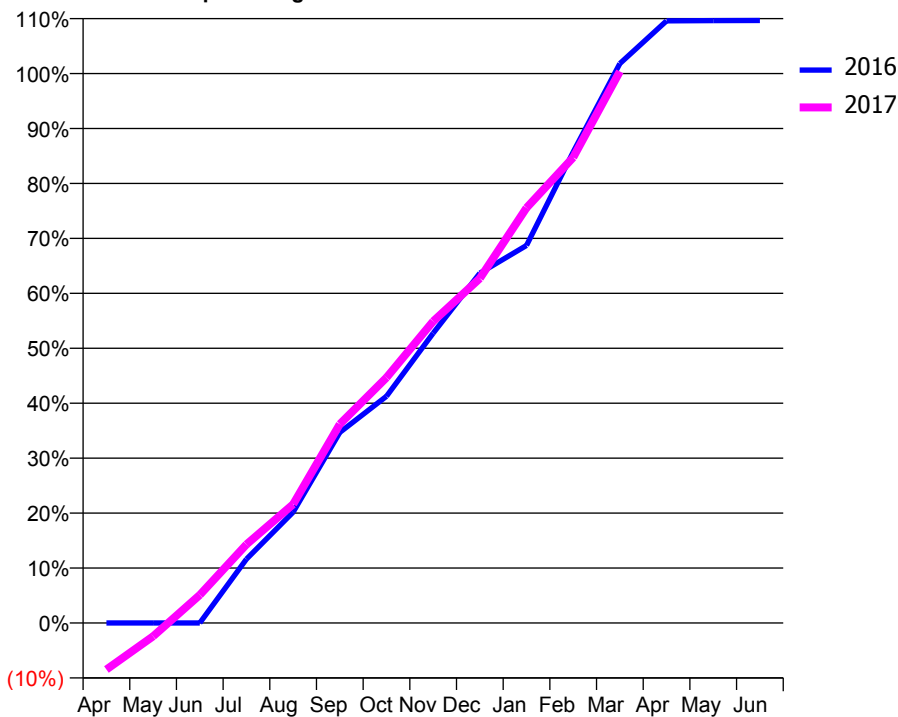
ACCESS*

Patients seen in 24 months	Total	Change since previous quarter
Quarter ending March 2016	2,417	
Quarter ending June 2016	2,556	↑
Quarter ending September 2016	2,822	↑
Quarter ending December 2016	3,066	↑
Quarter ending March 2017	3,308	↑
Variance since March 2016	36.9%	↑



ACTIVITY

Cumulative percentage of contracted UDA delivered 2016 & 2017



Month	Adjusted Scheduled Activity (UDA)	
	2016	2017
April	0	-723
May	0	-207
June	0	435
July	859	1,219
August	1,489	1,842
September	2,560	3,085
October	3,044	3,806
November	3,892	4,679
December	4,696	5,344
January	5,070	6,438
February	6,324	7,220
March	7,510	8,553
April	8,083	
May	8,086	
June	8,089	

QUALITY

	Quantity	Base Number	Contract	AT	Region	England
% of FP17s for the same patient ID Re-attending within 3 months - Children	75	1,121	6.7%	12.9%	13.3%	12.3%
% of FP17s for the same patient ID Re-attending within 3 months - Adults	402	3,110	12.9%	17.6%	17.3%	16.7%
% of FP17s for the same patient ID Re-attending between 3 & 9 months - Children	555	1,121	49.5%	56.2%	58.9%	57.6%
% of FP17s for the same patient ID Re-attending between 3 & 9 months - Adults	1,449	3,110	46.6%	49.9%	52.2%	50.1%
% of FP17s for Band 1 Urgent Courses	196	4,026	4.9%	10.4%	9.2%	9.1%
% of FP17s Relating to Free Repair or Replacements	38	4,026	0.9%	0.9%	1.0%	0.8%
% of FP17s Relating to Continuations	8	4,026	0.2%	1.3%	1.4%	1.2%
% of Patients satisfied with the dentistry they have received	3	3	N/A	92.1%	93.1%	92.8%
% of Patients satisfied with the time they had to wait for an appointment	3	3	N/A	88.1%	89.5%	88.7%

* This is based on patients treated on this contract for their most recent course of treatment. Figures in italics indicate the base number of FP17s or Patient Questionnaire responses are less than 100. N/A is shown where the base number of responses is less than 10 during the period. % is calculated as Quantity/Base number*100

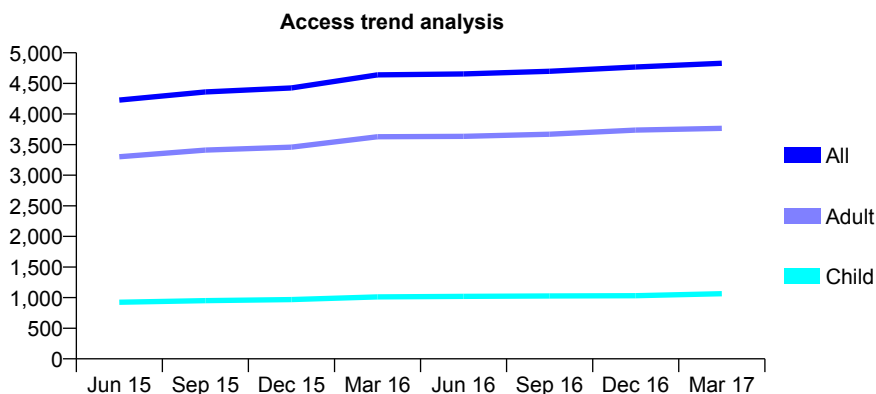
Q46 - Vital Signs At a Glance Contract Report for 383392/0001 - March 2017

Name or company name	MR BS GREWAL
Contract type name	GDS Contract
Purpose of contract	General
Contract start date	01/09/2013
Contract end date	

16/17 Contracted general activity (UDA)	11,195
Carry forward general activity (UDA)	-7
16/17 Contracted orthodontic activity (UOA)	0
Carry forward orthodontic activity (UOA)	0
Baseline contract value	£390,066.41

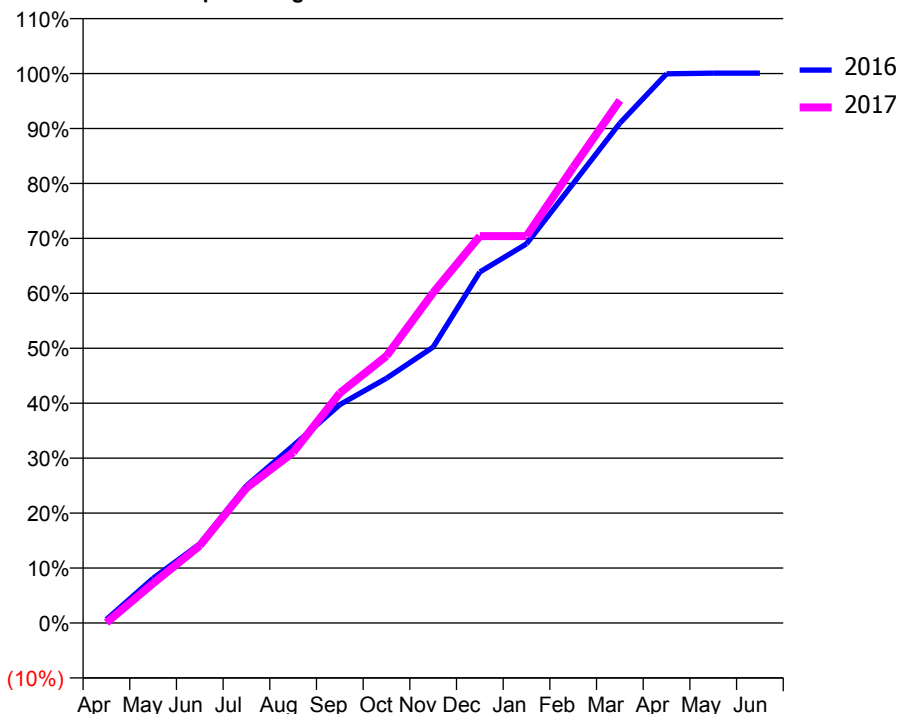
ACCESS*

Patients seen in 24 months	Total	Change since previous quarter
Quarter ending March 2016	4,640	
Quarter ending June 2016	4,655	→
Quarter ending September 2016	4,698	→
Quarter ending December 2016	4,768	→
Quarter ending March 2017	4,830	→
Variance since March 2016	4.1%	↑



ACTIVITY

Cumulative percentage of contracted UDA delivered 2016 & 2017



Month	Adjusted Scheduled Activity (UDA)	
	2016	2017
April	74	7
May	934	808
June	1,652	1,577
July	2,868	2,752
August	3,702	3,475
September	4,561	4,685
October	5,110	5,440
November	5,763	6,732
December	7,331	7,883
January	7,918	7,883
February	9,177	9,284
March	10,439	10,649
April	11,469	
May	11,483	
June	11,482	

QUALITY

	Quantity	Base Number	Contract	AT	Region	England
% of FP17s for the same patient ID Re-attending within 3 months - Children	123	1,672	7.4%	12.9%	13.3%	12.3%
% of FP17s for the same patient ID Re-attending within 3 months - Adults	702	5,374	13.1%	17.6%	17.3%	16.7%
% of FP17s for the same patient ID Re-attending between 3 & 9 months - Children	1,017	1,672	60.8%	56.2%	58.9%	57.6%
% of FP17s for the same patient ID Re-attending between 3 & 9 months - Adults	2,961	5,374	55.1%	49.9%	52.2%	50.1%
% of FP17s for Band 1 Urgent Courses	410	5,879	7.0%	10.4%	9.2%	9.1%
% of FP17s Relating to Free Repair or Replacements	35	5,879	0.6%	0.9%	1.0%	0.8%
% of FP17s Relating to Continuations	17	5,879	0.3%	1.3%	1.4%	1.2%
% of Patients satisfied with the dentistry they have received	2	2	N/A	92.1%	93.1%	92.8%
% of Patients satisfied with the time they had to wait for an appointment	2	2	N/A	88.1%	89.5%	88.7%

* This is based on patients treated on this contract for their most recent course of treatment. Figures in italics indicate the base number of FP17s or Patient Questionnaire responses are less than 100. N/A is shown where the base number of responses is less than 10 during the period. % is calculated as Quantity/Base number*100

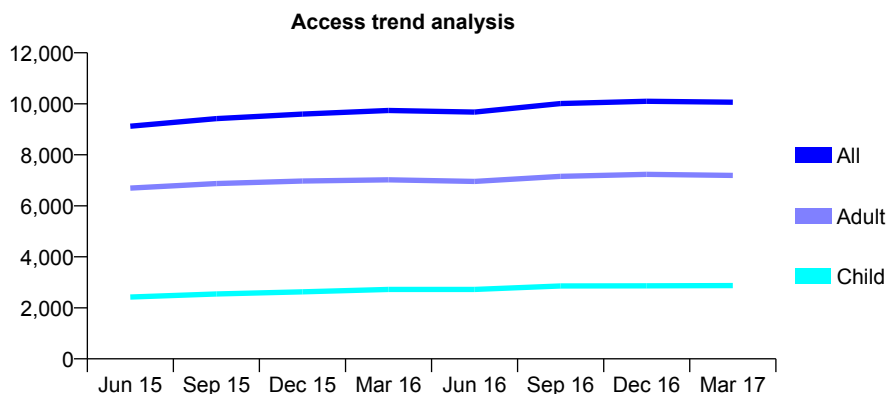
Q46 - Vital Signs At a Glance Contract Report for 392286/0003 - March 2017

Name or company name	MR HL SHOWMAN
Contract type name	GDS Contract
Purpose of contract	General
Contract start date	04/06/2012
Contract end date	

16/17 Contracted general activity (UDA)	30,792
Carry forward general activity (UDA)	2,128
16/17 Contracted orthodontic activity (UOA)	0
Carry forward orthodontic activity (UOA)	0
Baseline contract value	£825,600.05

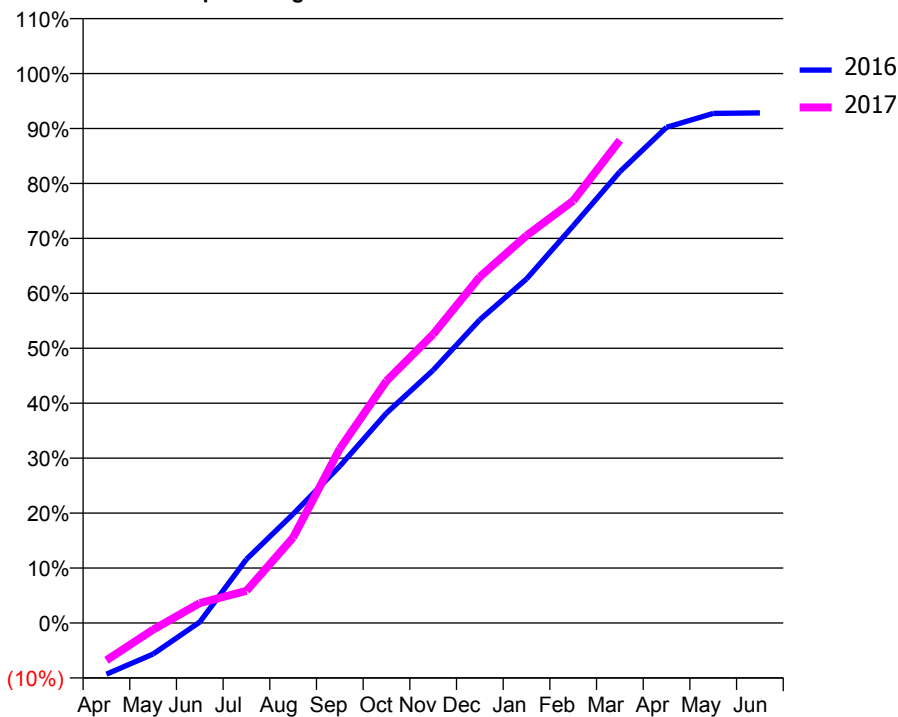
ACCESS*

Patients seen in 24 months	Total	Change since previous quarter
Quarter ending March 2016	9,741	
Quarter ending June 2016	9,678	→
Quarter ending September 2016	10,012	↑
Quarter ending December 2016	10,098	→
Quarter ending March 2017	10,063	→
Variance since March 2016	3.3%	↑



ACTIVITY

Cumulative percentage of contracted UDA delivered 2016 & 2017



Month	Adjusted Scheduled Activity (UDA)	
	2016	2017
April	-2,870	-2,099
May	-1,745	-374
June	53	1,120
July	3,577	1,802
August	6,107	4,790
September	8,791	9,769
October	11,764	13,564
November	14,174	16,183
December	16,998	19,405
January	19,286	21,708
February	22,253	23,661
March	25,290	27,053
April	27,781	
May	28,555	
June	28,582	

QUALITY

	Quantity	Base Number	Contract	AT	Region	England
% of FP17s for the same patient ID Re-attending within 3 months - Children	190	3,462	5.5%	12.9%	13.3%	12.3%
% of FP17s for the same patient ID Re-attending within 3 months - Adults	1,093	8,227	13.3%	17.6%	17.3%	16.7%
% of FP17s for the same patient ID Re-attending between 3 & 9 months - Children	1,615	3,462	46.6%	56.2%	58.9%	57.6%
% of FP17s for the same patient ID Re-attending between 3 & 9 months - Adults	3,503	8,227	42.6%	49.9%	52.2%	50.1%
% of FP17s for Band 1 Urgent Courses	874	10,572	8.3%	10.4%	9.2%	9.1%
% of FP17s Relating to Free Repair or Replacements	115	10,572	1.1%	0.9%	1.0%	0.8%
% of FP17s Relating to Continuations	90	10,572	0.9%	1.3%	1.4%	1.2%
% of Patients satisfied with the dentistry they have received	8	9	N/A	92.1%	93.1%	92.8%
% of Patients satisfied with the time they had to wait for an appointment	8	9	N/A	88.1%	89.5%	88.7%

* This is based on patients treated on this contract for their most recent course of treatment. Figures in italics indicate the base number of FP17s or Patient Questionnaire responses are less than 100. N/A is shown where the base number of responses is less than 10 during the period. % is calculated as Quantity/Base number*100

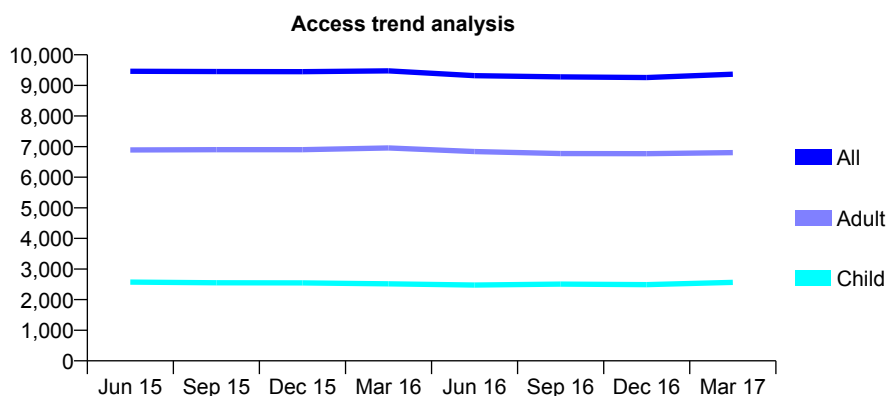
Q46 - Vital Signs At a Glance Contract Report for 392286/0004 - March 2017

Name or company name	MR HL SHOWMAN
Contract type name	GDS Contract
Purpose of contract	General
Contract start date	04/06/2012
Contract end date	

16/17 Contracted general activity (UDA)	29,530
Carry forward general activity (UDA)	247
16/17 Contracted orthodontic activity (UOA)	0
Carry forward orthodontic activity (UOA)	0
Baseline contract value	£821,637.64

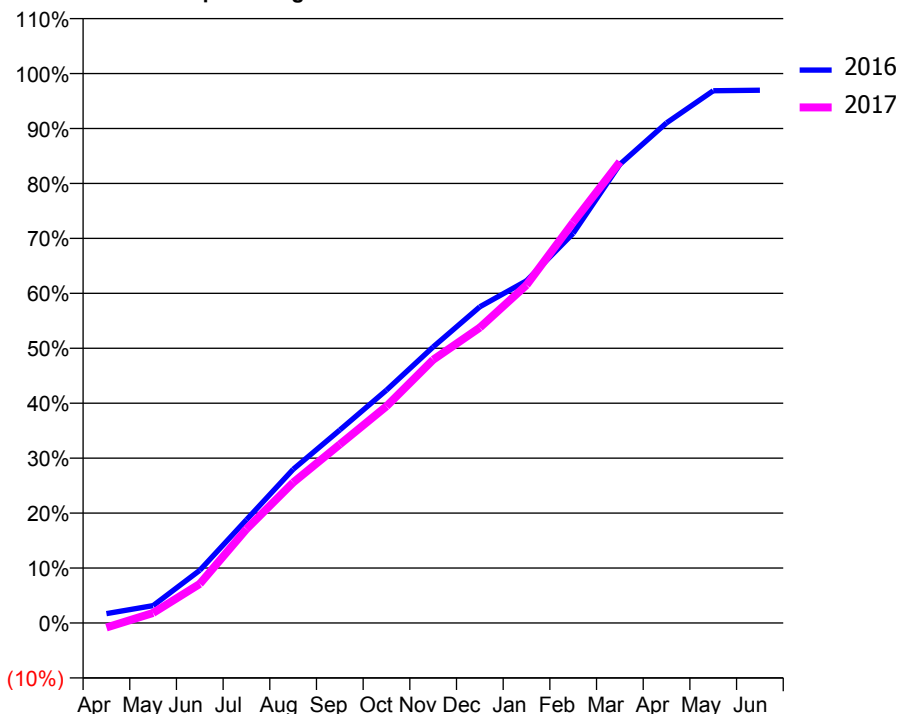
ACCESS*

Patients seen in 24 months	Total	Change since previous quarter
Quarter ending March 2016	9,474	
Quarter ending June 2016	9,317	↓
Quarter ending September 2016	9,278	→
Quarter ending December 2016	9,258	→
Quarter ending March 2017	9,367	→
Variance since March 2016	(1.1%)	↓



ACTIVITY

Cumulative percentage of contracted UDA delivered 2016 & 2017



Month	Adjusted Scheduled Activity (UDA)	
	2016	2017
April	506	-247
May	932	542
June	2,837	2,103
July	5,553	5,046
August	8,260	7,550
September	10,375	9,599
October	12,512	11,647
November	14,834	14,148
December	16,993	15,876
January	18,389	18,165
February	20,942	21,533
March	24,647	24,781
April	26,876	
May	28,601	
June	28,635	

QUALITY

	Quantity	Base Number	Contract	AT	Region	England
% of FP17s for the same patient ID Re-attending within 3 months - Children	185	3,108	6.0%	12.9%	13.3%	12.3%
% of FP17s for the same patient ID Re-attending within 3 months - Adults	928	7,635	12.2%	17.6%	17.3%	16.7%
% of FP17s for the same patient ID Re-attending between 3 & 9 months - Children	1,421	3,108	45.7%	56.2%	58.9%	57.6%
% of FP17s for the same patient ID Re-attending between 3 & 9 months - Adults	3,010	7,635	39.4%	49.9%	52.2%	50.1%
% of FP17s for Band 1 Urgent Courses	767	9,439	8.1%	10.4%	9.2%	9.1%
% of FP17s Relating to Free Repair or Replacements	55	9,439	0.6%	0.9%	1.0%	0.8%
% of FP17s Relating to Continuations	257	9,439	2.7%	1.3%	1.4%	1.2%
% of Patients satisfied with the dentistry they have received	1	1	N/A	92.1%	93.1%	92.8%
% of Patients satisfied with the time they had to wait for an appointment	1	1	N/A	88.1%	89.5%	88.7%

* This is based on patients treated on this contract for their most recent course of treatment. Figures in italics indicate the base number of FP17s or Patient Questionnaire responses are less than 100. N/A is shown where the base number of responses is less than 10 during the period. % is calculated as Quantity/Base number*100

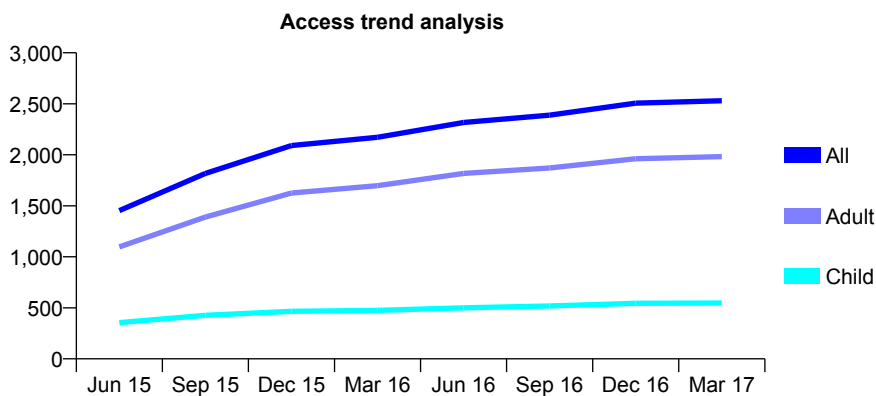
Q46 - Vital Signs At a Glance Contract Report for 398144/0001 - March 2017

Name or company name	Mr G Harper
Contract type name	GDS Contract
Purpose of contract	General
Contract start date	16/01/2015
Contract end date	

16/17 Contracted general activity (UDA)	6,319
Carry forward general activity (UDA)	-125
16/17 Contracted orthodontic activity (UOA)	0
Carry forward orthodontic activity (UOA)	0
Baseline contract value	£175,076.28

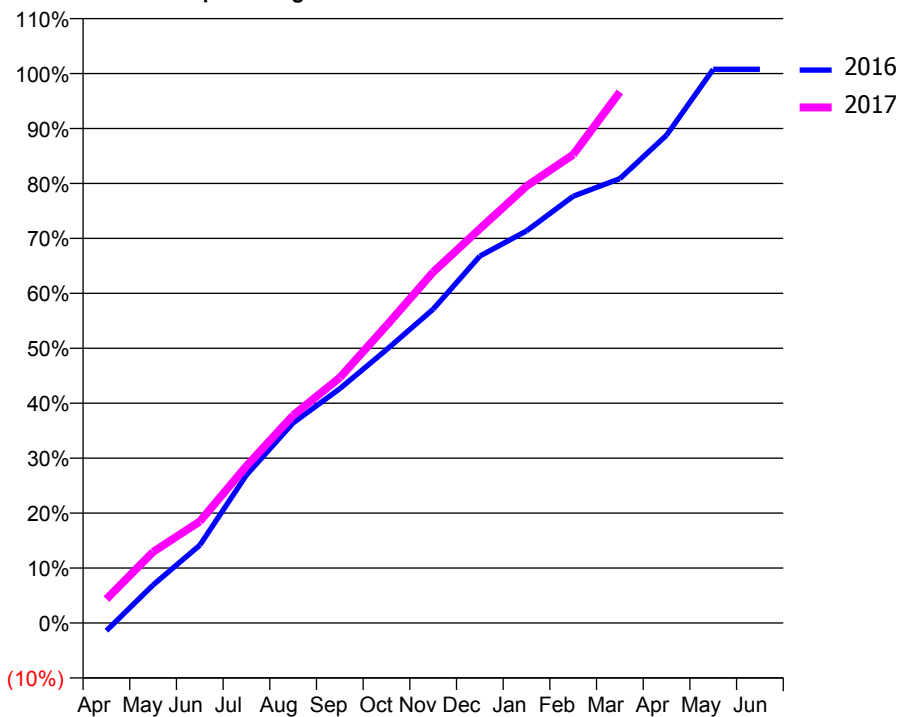
ACCESS*

Patients seen in 24 months	Total	Change since previous quarter
Quarter ending March 2016	2,172	
Quarter ending June 2016	2,317	↑
Quarter ending September 2016	2,389	↑
Quarter ending December 2016	2,507	↑
Quarter ending March 2017	2,530	→
Variance since March 2016	16.5%	↑



ACTIVITY

Cumulative percentage of contracted UDA delivered 2016 & 2017



Month	Adjusted Scheduled Activity (UDA)	
	2016	2017
April	-89	276
May	438	818
June	895	1,168
July	1,702	1,806
August	2,300	2,389
September	2,695	2,822
October	3,143	3,420
November	3,609	4,035
December	4,219	4,534
January	4,509	5,024
February	4,908	5,386
March	5,111	6,106
April	5,611	
May	6,367	
June	6,367	

QUALITY

	Quantity	Base Number	Contract	AT	Region	England
% of FP17s for the same patient ID Re-attending within 3 months - Children	87	909	9.6%	12.9%	13.3%	12.3%
% of FP17s for the same patient ID Re-attending within 3 months - Adults	469	3,276	14.3%	17.6%	17.3%	16.7%
% of FP17s for the same patient ID Re-attending between 3 & 9 months - Children	495	909	54.5%	56.2%	58.9%	57.6%
% of FP17s for the same patient ID Re-attending between 3 & 9 months - Adults	1,739	3,276	53.1%	49.9%	52.2%	50.1%
% of FP17s for Band 1 Urgent Courses	161	3,136	5.1%	10.4%	9.2%	9.1%
% of FP17s Relating to Free Repair or Replacements	21	3,136	0.7%	0.9%	1.0%	0.8%
% of FP17s Relating to Continuations	70	3,136	2.2%	1.3%	1.4%	1.2%
% of Patients satisfied with the dentistry they have received	6	6	N/A	92.1%	93.1%	92.8%
% of Patients satisfied with the time they had to wait for an appointment	6	6	N/A	88.1%	89.5%	88.7%

* This is based on patients treated on this contract for their most recent course of treatment. Figures in italics indicate the base number of FP17s or Patient Questionnaire responses are less than 100. N/A is shown where the base number of responses is less than 10 during the period. % is calculated as Quantity/Base number*100

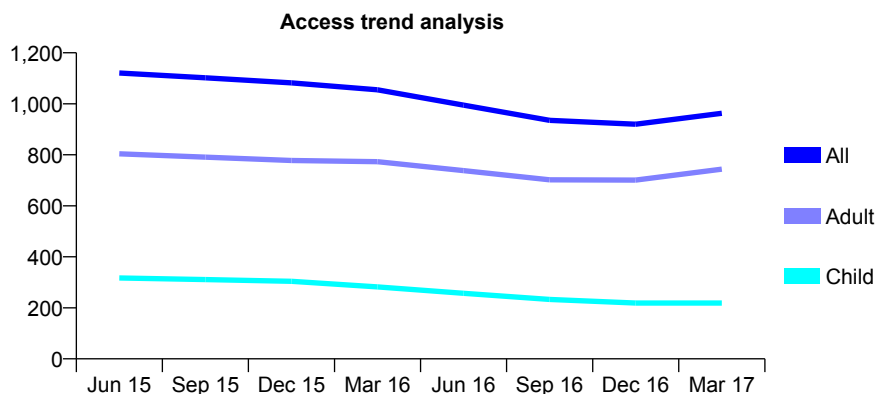
Q46 - Vital Signs At a Glance Contract Report for 560197/0003 - March 2017

Name or company name	MR GT PHILOBBOS
Contract type name	GDS Contract
Purpose of contract	General
Contract start date	14/07/2008
Contract end date	

16/17 Contracted general activity (UDA)	4,314
Carry forward general activity (UDA)	-72
16/17 Contracted orthodontic activity (UOA)	0
Carry forward orthodontic activity (UOA)	0
Baseline contract value	£119,911.67

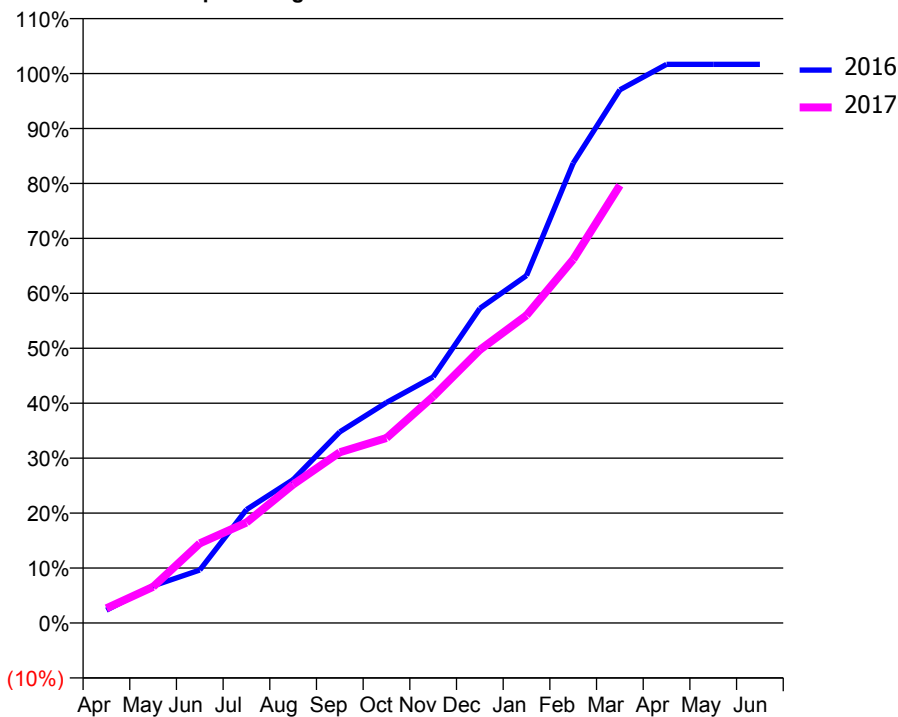
ACCESS*

Patients seen in 24 months	Total	Change since previous quarter
Quarter ending March 2016	1,055	
Quarter ending June 2016	995	↓
Quarter ending September 2016	935	↓
Quarter ending December 2016	920	↓
Quarter ending March 2017	963	↑
Variance since March 2016	(8.7%)	↓



ACTIVITY

Cumulative percentage of contracted UDA delivered 2016 & 2017



Month	Adjusted Scheduled Activity (UDA)	
	2016	2017
April	101	116
May	292	284
June	416	626
July	891	789
August	1,126	1,087
September	1,501	1,341
October	1,731	1,452
November	1,932	1,779
December	2,470	2,145
January	2,727	2,415
February	3,611	2,854
March	4,186	3,436
April	4,386	
May	4,386	
June	4,386	

QUALITY

	Quantity	Base Number	Contract	AT	Region	England
% of FP17s for the same patient ID Re-attending within 3 months - Children	17	228	7.5%	12.9%	13.3%	12.3%
% of FP17s for the same patient ID Re-attending within 3 months - Adults	133	797	16.7%	17.6%	17.3%	16.7%
% of FP17s for the same patient ID Re-attending between 3 & 9 months - Children	85	228	37.3%	56.2%	58.9%	57.6%
% of FP17s for the same patient ID Re-attending between 3 & 9 months - Adults	321	797	40.3%	49.9%	52.2%	50.1%
% of FP17s for Band 1 Urgent Courses	103	981	10.5%	10.4%	9.2%	9.1%
% of FP17s Relating to Free Repair or Replacements	1	981	0.1%	0.9%	1.0%	0.8%
% of FP17s Relating to Continuations	21	981	2.1%	1.3%	1.4%	1.2%
% of Patients satisfied with the dentistry they have received	2	2	N/A	92.1%	93.1%	92.8%
% of Patients satisfied with the time they had to wait for an appointment	2	2	N/A	88.1%	89.5%	88.7%

* This is based on patients treated on this contract for their most recent course of treatment. Figures in italics indicate the base number of FP17s or Patient Questionnaire responses are less than 100. N/A is shown where the base number of responses is less than 10 during the period. % is calculated as Quantity/Base number*100

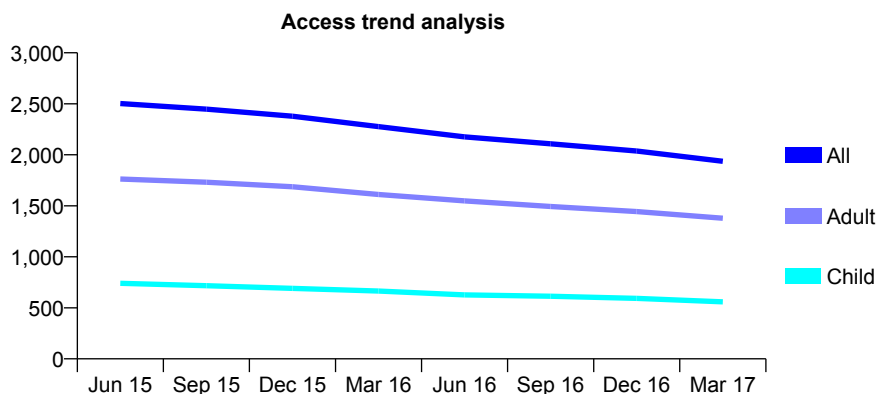
Q46 - Vital Signs At a Glance Contract Report for 565121/0001 - March 2017

Name or company name	MR C POTTS
Contract type name	GDS Contract
Purpose of contract	General
Contract start date	01/04/2006
Contract end date	

16/17 Contracted general activity (UDA)	8,118
Carry forward general activity (UDA)	-87
16/17 Contracted orthodontic activity (UOA)	0
Carry forward orthodontic activity (UOA)	0
Baseline contract value	£264,764.86

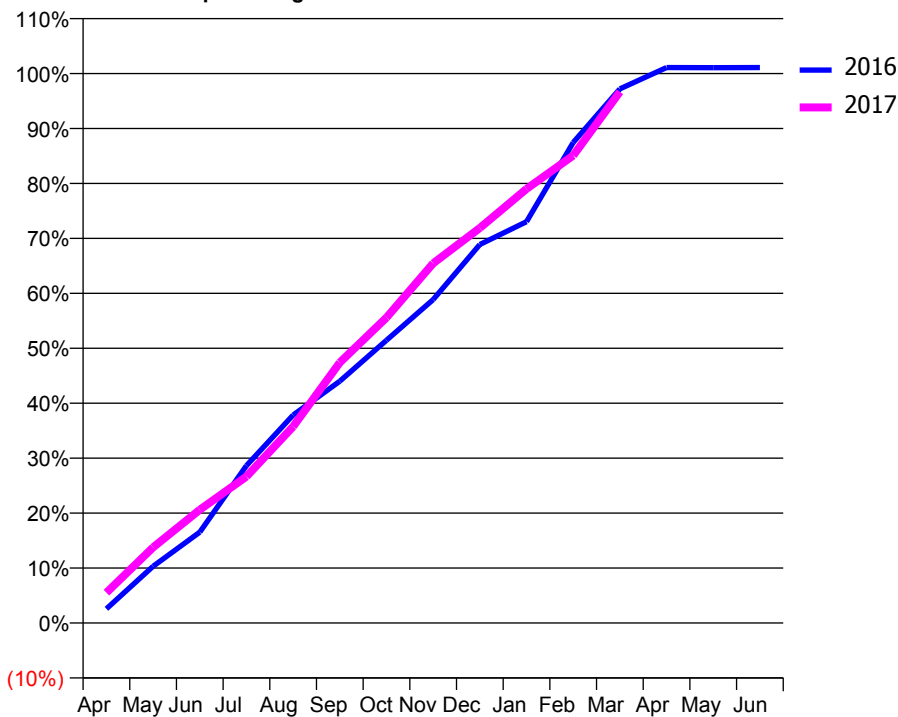
ACCESS*

Patients seen in 24 months	Total	Change since previous quarter
Quarter ending March 2016	2,276	
Quarter ending June 2016	2,176	↓
Quarter ending September 2016	2,108	↓
Quarter ending December 2016	2,037	↓
Quarter ending March 2017	1,937	↓
Variance since March 2016	(14.9%)	↓



ACTIVITY

Cumulative percentage of contracted UDA delivered 2016 & 2017



Month	Adjusted Scheduled Activity (UDA)	
	2016	2017
April	210	449
May	839	1,118
June	1,343	1,674
July	2,326	2,164
August	3,072	2,903
September	3,573	3,849
October	4,178	4,513
November	4,778	5,314
December	5,592	5,836
January	5,929	6,412
February	7,099	6,905
March	7,890	7,848
April	8,206	
May	8,204	
June	8,205	

QUALITY

	Quantity	Base Number	Contract	AT	Region	England
% of FP17s for the same patient ID Re-attending within 3 months - Children	116	1,121	10.3%	12.9%	13.3%	12.3%
% of FP17s for the same patient ID Re-attending within 3 months - Adults	314	2,480	12.7%	17.6%	17.3%	16.7%
% of FP17s for the same patient ID Re-attending between 3 & 9 months - Children	859	1,121	76.6%	56.2%	58.9%	57.6%
% of FP17s for the same patient ID Re-attending between 3 & 9 months - Adults	1,814	2,480	73.1%	49.9%	52.2%	50.1%
% of FP17s for Band 1 Urgent Courses	132	3,465	3.8%	10.4%	9.2%	9.1%
% of FP17s Relating to Free Repair or Replacements	24	3,465	0.7%	0.9%	1.0%	0.8%
% of FP17s Relating to Continuations	8	3,465	0.2%	1.3%	1.4%	1.2%
% of Patients satisfied with the dentistry they have received	2	2	N/A	92.1%	93.1%	92.8%
% of Patients satisfied with the time they had to wait for an appointment	2	2	N/A	88.1%	89.5%	88.7%

* This is based on patients treated on this contract for their most recent course of treatment. Figures in italics indicate the base number of FP17s or Patient Questionnaire responses are less than 100. N/A is shown where the base number of responses is less than 10 during the period. % is calculated as Quantity/Base number*100

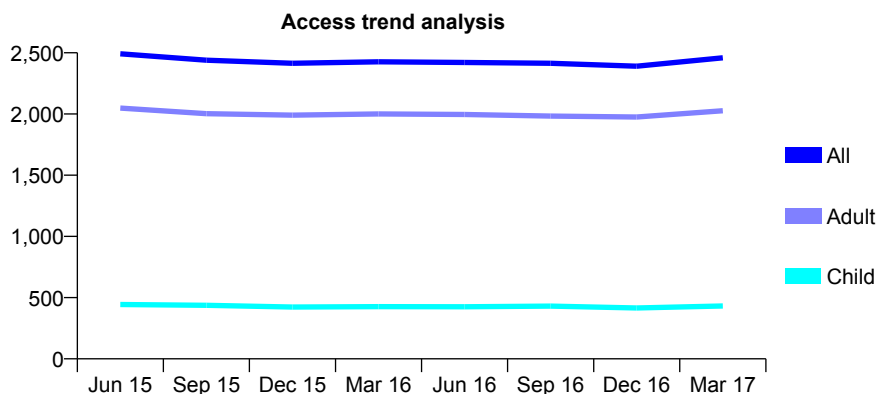
Q46 - Vital Signs At a Glance Contract Report for 566896/0001 - March 2017

Name or company name	Heyside Dental Practice Partnership
Contract type name	GDS Contract
Purpose of contract	General
Contract start date	01/04/2006
Contract end date	

16/17 Contracted general activity (UDA)	7,830
Carry forward general activity (UDA)	326
16/17 Contracted orthodontic activity (UOA)	0
Carry forward orthodontic activity (UOA)	0
Baseline contract value	£209,931.55

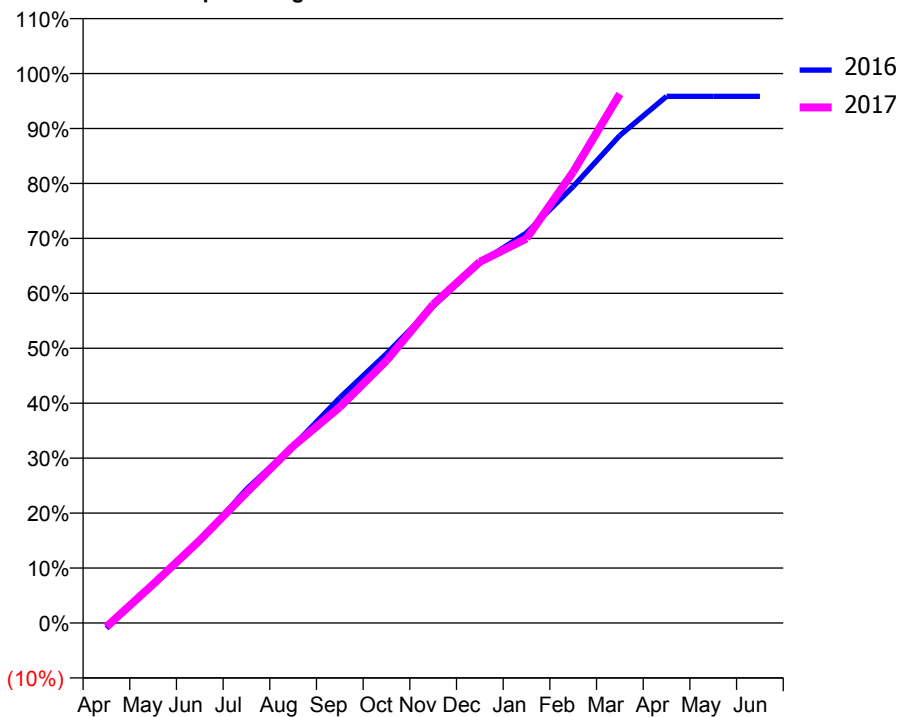
ACCESS*

Patients seen in 24 months	Total	Change since previous quarter
Quarter ending March 2016	2,426	
Quarter ending June 2016	2,421	→
Quarter ending September 2016	2,414	→
Quarter ending December 2016	2,391	→
Quarter ending March 2017	2,459	↑
Variance since March 2016	1.4%	→



ACTIVITY

Cumulative percentage of contracted UDA delivered 2016 & 2017



Month	Adjusted Scheduled Activity (UDA)	
	2016	2017
April	-77	-56
May	563	552
June	1,162	1,178
July	1,907	1,859
August	2,523	2,521
September	3,211	3,076
October	3,837	3,738
November	4,512	4,541
December	5,134	5,147
January	5,558	5,479
February	6,221	6,429
March	6,947	7,539
April	7,504	
May	7,504	
June	7,504	

QUALITY

	Quantity	Base Number	Contract	AT	Region	England
% of FP17s for the same patient ID Re-attending within 3 months - Children	54	643	8.4%	12.9%	13.3%	12.3%
% of FP17s for the same patient ID Re-attending within 3 months - Adults	864	3,539	24.4%	17.6%	17.3%	16.7%
% of FP17s for the same patient ID Re-attending between 3 & 9 months - Children	319	643	49.6%	56.2%	58.9%	57.6%
% of FP17s for the same patient ID Re-attending between 3 & 9 months - Adults	1,526	3,539	43.1%	49.9%	52.2%	50.1%
% of FP17s for Band 1 Urgent Courses	318	3,892	8.2%	10.4%	9.2%	9.1%
% of FP17s Relating to Free Repair or Replacements	209	3,892	5.4%	0.9%	1.0%	0.8%
% of FP17s Relating to Continuations	221	3,892	5.7%	1.3%	1.4%	1.2%
% of Patients satisfied with the dentistry they have received	2	2	N/A	92.1%	93.1%	92.8%
% of Patients satisfied with the time they had to wait for an appointment	2	2	N/A	88.1%	89.5%	88.7%

* This is based on patients treated on this contract for their most recent course of treatment. Figures in italics indicate the base number of FP17s or Patient Questionnaire responses are less than 100. N/A is shown where the base number of responses is less than 10 during the period. % is calculated as Quantity/Base number*100

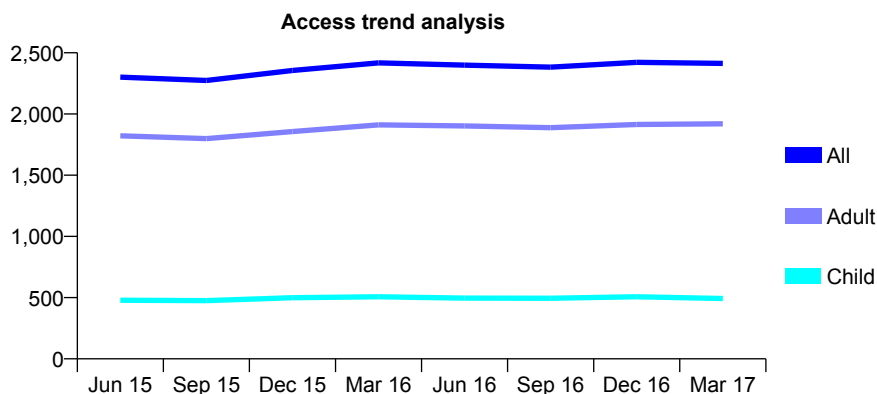
Q46 - Vital Signs At a Glance Contract Report for 567450/0002 - March 2017

Name or company name	MR NV CARROLL
Contract type name	GDS Contract
Purpose of contract	General
Contract start date	01/04/2006
Contract end date	

16/17 Contracted general activity (UDA)	6,150
Carry forward general activity (UDA)	132
16/17 Contracted orthodontic activity (UOA)	0
Carry forward orthodontic activity (UOA)	0
Baseline contract value	£150,350.62

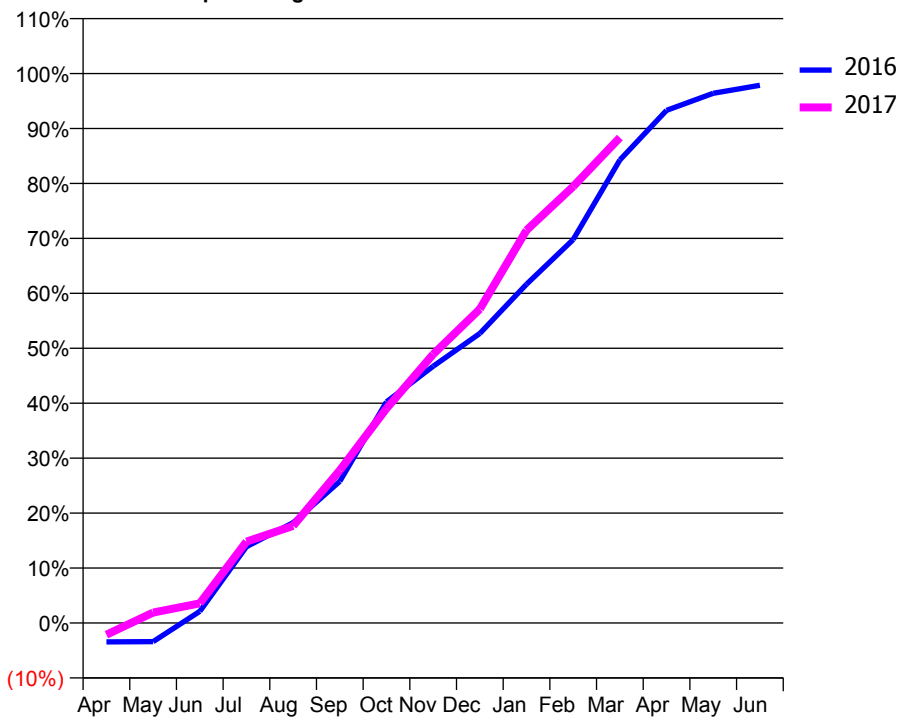
ACCESS*

Patients seen in 24 months	Total	Change since previous quarter
Quarter ending March 2016	2,418	
Quarter ending June 2016	2,399	→
Quarter ending September 2016	2,383	→
Quarter ending December 2016	2,422	→
Quarter ending March 2017	2,413	→
Variance since March 2016	(0.2%)	→



ACTIVITY

Cumulative percentage of contracted UDA delivered 2016 & 2017



Month	Adjusted Scheduled Activity (UDA)	
	2016	2017
April	-213	-132
May	-210	118
June	131	220
July	855	911
August	1,123	1,087
September	1,586	1,710
October	2,476	2,400
November	2,874	3,008
December	3,240	3,514
January	3,792	4,395
February	4,291	4,886
March	5,182	5,433
April	5,738	
May	5,928	
June	6,018	

QUALITY

	Quantity	Base Number	Contract	AT	Region	England
% of FP17s for the same patient ID Re-attending within 3 months - Children	19	640	3.0%	12.9%	13.3%	12.3%
% of FP17s for the same patient ID Re-attending within 3 months - Adults	306	2,544	12.0%	17.6%	17.3%	16.7%
% of FP17s for the same patient ID Re-attending between 3 & 9 months - Children	440	640	68.8%	56.2%	58.9%	57.6%
% of FP17s for the same patient ID Re-attending between 3 & 9 months - Adults	1,603	2,544	63.0%	49.9%	52.2%	50.1%
% of FP17s for Band 1 Urgent Courses	127	2,457	5.2%	10.4%	9.2%	9.1%
% of FP17s Relating to Free Repair or Replacements	25	2,457	1.0%	0.9%	1.0%	0.8%
% of FP17s Relating to Continuations	0	2,457	0.0%	1.3%	1.4%	1.2%
% of Patients satisfied with the dentistry they have received	4	4	N/A	92.1%	93.1%	92.8%
% of Patients satisfied with the time they had to wait for an appointment	4	4	N/A	88.1%	89.5%	88.7%

* This is based on patients treated on this contract for their most recent course of treatment. Figures in italics indicate the base number of FP17s or Patient Questionnaire responses are less than 100. N/A is shown where the base number of responses is less than 10 during the period. % is calculated as Quantity/Base number*100

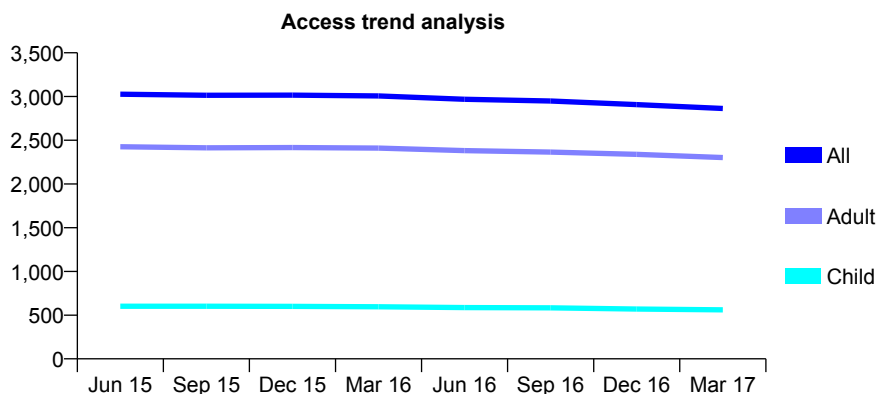
Q46 - Vital Signs At a Glance Contract Report for 568139/0001 - March 2017

Name or company name	MR M POLTAWSKI
Contract type name	GDS Contract
Purpose of contract	General
Contract start date	01/04/2006
Contract end date	

16/17 Contracted general activity (UDA)	9,085
Carry forward general activity (UDA)	0
16/17 Contracted orthodontic activity (UOA)	0
Carry forward orthodontic activity (UOA)	0
Baseline contract value	£206,056.98

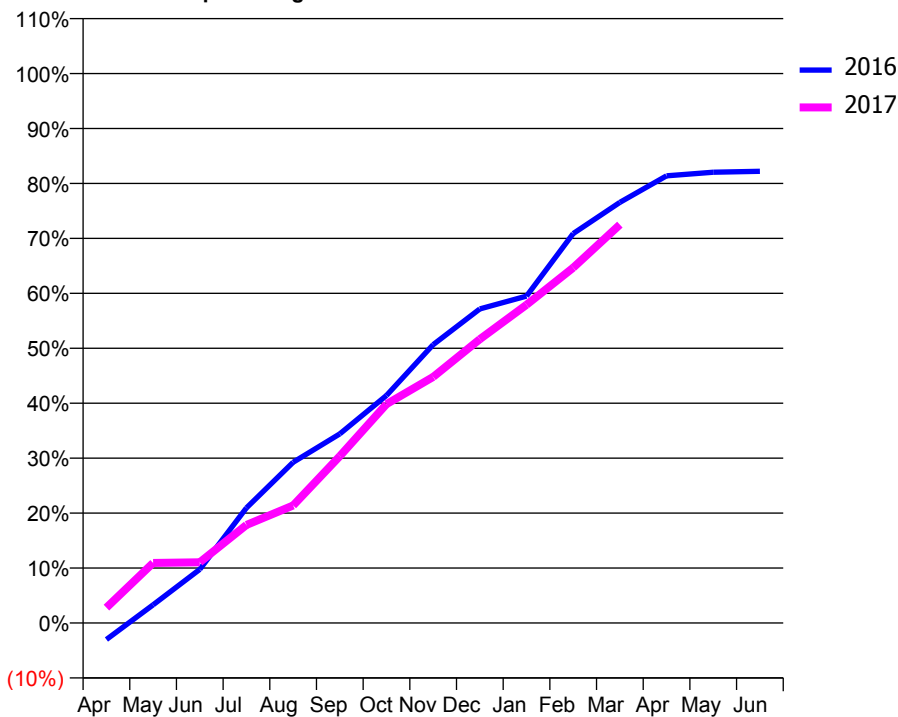
ACCESS*

Patients seen in 24 months	Total	Change since previous quarter
Quarter ending March 2016	3,007	
Quarter ending June 2016	2,969	↓
Quarter ending September 2016	2,948	→
Quarter ending December 2016	2,907	↓
Quarter ending March 2017	2,863	↓
Variance since March 2016	(4.8%)	↓



ACTIVITY

Cumulative percentage of contracted UDA delivered 2016 & 2017



Adjusted Scheduled Activity (UDA)

Month	2016	2017
April	-319	255
May	351	994
June	1,034	1,003
July	2,218	1,622
August	3,096	1,943
September	3,644	2,758
October	4,382	3,620
November	5,361	4,069
December	6,051	4,692
January	6,297	5,261
February	7,501	5,874
March	8,104	6,586
April	8,614	
May	8,683	
June	8,702	

QUALITY

	Quantity	Base Number	Contract	AT	Region	England
% of FP17s for the same patient ID Re-attending within 3 months - Children	87	820	10.6%	12.9%	13.3%	12.3%
% of FP17s for the same patient ID Re-attending within 3 months - Adults	473	3,284	14.4%	17.6%	17.3%	16.7%
% of FP17s for the same patient ID Re-attending between 3 & 9 months - Children	473	820	57.7%	56.2%	58.9%	57.6%
% of FP17s for the same patient ID Re-attending between 3 & 9 months - Adults	1,819	3,284	55.4%	49.9%	52.2%	50.1%
% of FP17s for Band 1 Urgent Courses	838	3,823	21.9%	10.4%	9.2%	9.1%
% of FP17s Relating to Free Repair or Replacements	24	3,823	0.6%	0.9%	1.0%	0.8%
% of FP17s Relating to Continuations	101	3,823	2.6%	1.3%	1.4%	1.2%
% of Patients satisfied with the dentistry they have received	10	10	100.0%	92.1%	93.1%	92.8%
% of Patients satisfied with the time they had to wait for an appointment	10	10	100.0%	88.1%	89.5%	88.7%

* This is based on patients treated on this contract for their most recent course of treatment. Figures in italics indicate the base number of FP17s or Patient Questionnaire responses are less than 100. N/A is shown where the base number of responses is less than 10 during the period. % is calculated as Quantity/Base number*100

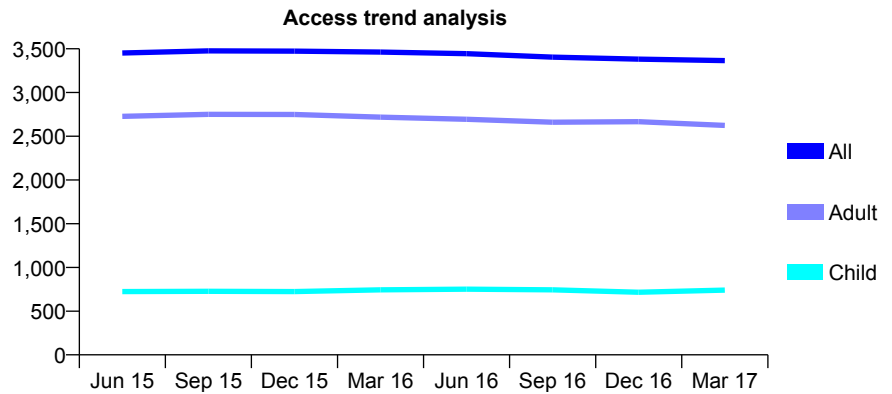
Q46 - Vital Signs At a Glance Contract Report for 571261/0001 - March 2017

Name or company name	MR EN WOODIER
Contract type name	GDS Contract
Purpose of contract	General
Contract start date	01/04/2006
Contract end date	

16/17 Contracted general activity (UDA)	12,668
Carry forward general activity (UDA)	35
16/17 Contracted orthodontic activity (UOA)	0
Carry forward orthodontic activity (UOA)	0
Baseline contract value	£372,938.65

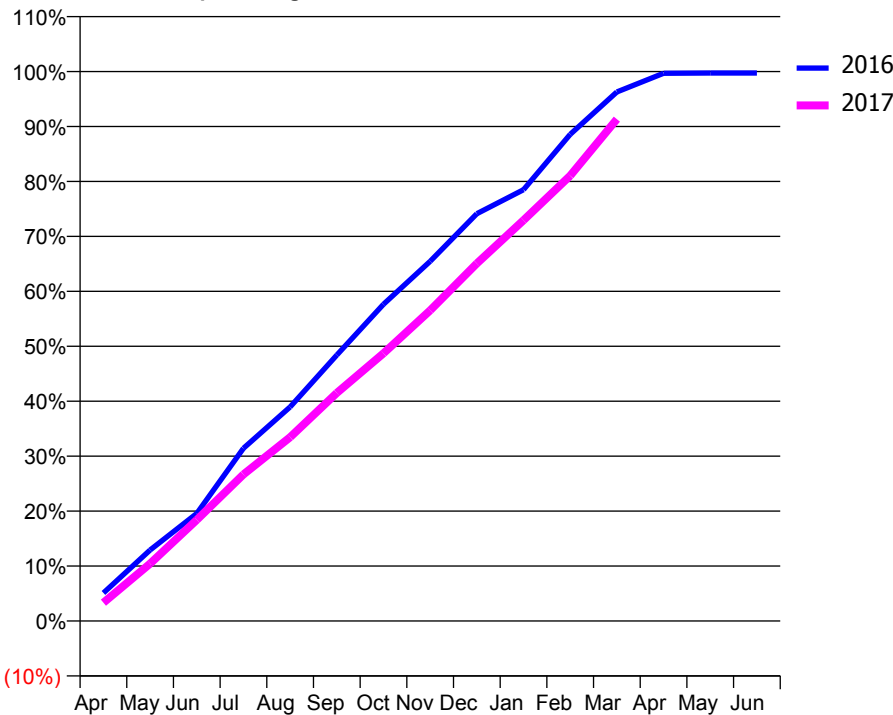
ACCESS*

Patients seen in 24 months	Total	Change since previous quarter
Quarter ending March 2016	3,463	
Quarter ending June 2016	3,445	→
Quarter ending September 2016	3,405	↓
Quarter ending December 2016	3,382	→
Quarter ending March 2017	3,365	→
Variance since March 2016	(2.8%)	↓



ACTIVITY

Cumulative percentage of contracted UDA delivered 2016 & 2017



Month	Adjusted Scheduled Activity (UDA)	
	2016	2017
April	646	422
May	1,636	1,323
June	2,480	2,331
July	3,983	3,379
August	4,934	4,239
September	6,132	5,259
October	7,301	6,170
November	8,291	7,162
December	9,391	8,243
January	9,943	9,239
February	11,220	10,265
March	12,197	11,571
April	12,626	
May	12,633	
June	12,633	

QUALITY

	Quantity	Base Number	Contract	AT	Region	England
% of FP17s for the same patient ID Re-attending within 3 months - Children	146	963	15.2%	12.9%	13.3%	12.3%
% of FP17s for the same patient ID Re-attending within 3 months - Adults	902	3,491	25.8%	17.6%	17.3%	16.7%
% of FP17s for the same patient ID Re-attending between 3 & 9 months - Children	373	963	38.7%	56.2%	58.9%	57.6%
% of FP17s for the same patient ID Re-attending between 3 & 9 months - Adults	1,297	3,491	37.2%	49.9%	52.2%	50.1%
% of FP17s for Band 1 Urgent Courses	466	4,299	10.8%	10.4%	9.2%	9.1%
% of FP17s Relating to Free Repair or Replacements	219	4,299	5.1%	0.9%	1.0%	0.8%
% of FP17s Relating to Continuations	215	4,299	5.0%	1.3%	1.4%	1.2%
% of Patients satisfied with the dentistry they have received	10	10	100.0%	92.1%	93.1%	92.8%
% of Patients satisfied with the time they had to wait for an appointment	10	10	100.0%	88.1%	89.5%	88.7%

* This is based on patients treated on this contract for their most recent course of treatment. Figures in italics indicate the base number of FP17s or Patient Questionnaire responses are less than 100. N/A is shown where the base number of responses is less than 10 during the period. % is calculated as Quantity/Base number*100

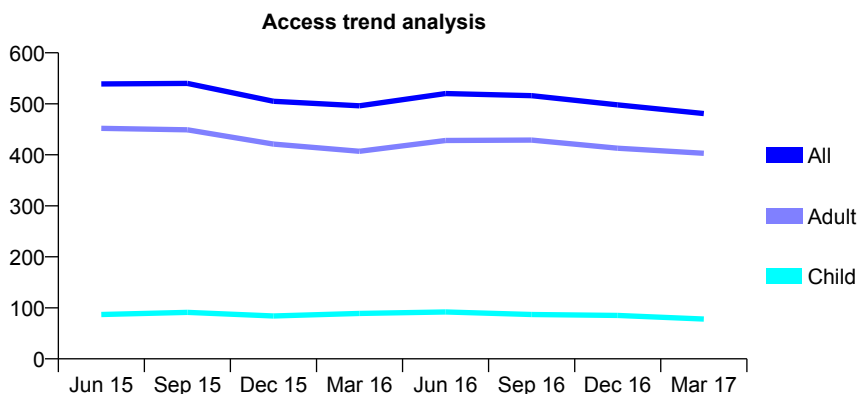
Q46 - Vital Signs At a Glance Contract Report for 571938/0001 - March 2017

Name or company name	MR DT BADROCK
Contract type name	GDS Contract
Purpose of contract	General
Contract start date	01/04/2006
Contract end date	

16/17 Contracted general activity (UDA)	2,062
Carry forward general activity (UDA)	0
16/17 Contracted orthodontic activity (UOA)	0
Carry forward orthodontic activity (UOA)	0
Baseline contract value	£50,980.77

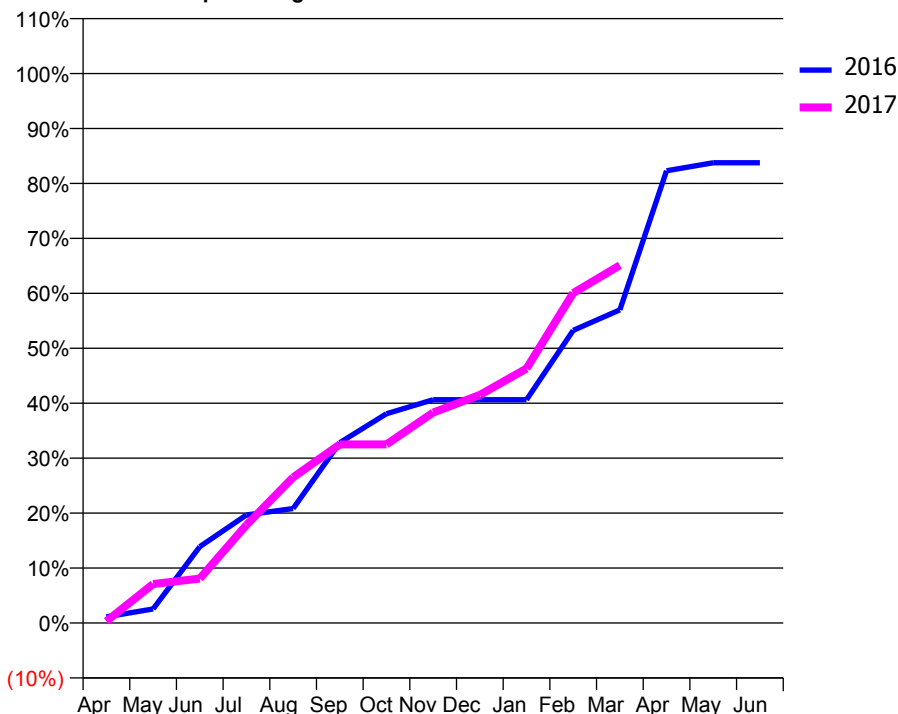
ACCESS*

Patients seen in 24 months	Total	Change since previous quarter
Quarter ending March 2016	496	
Quarter ending June 2016	520	↑
Quarter ending September 2016	516	→
Quarter ending December 2016	498	↓
Quarter ending March 2017	481	↓
Variance since March 2016	(3.0%)	↓



ACTIVITY

Cumulative percentage of contracted UDA delivered 2016 & 2017



Month	Adjusted Scheduled Activity (UDA)	
	2016	2017
April	23	7
May	53	147
June	286	167
July	405	368
August	430	547
September	677	670
October	785	670
November	838	790
December	838	856
January	838	955
February	1,098	1,238
March	1,175	1,342
April	1,697	
May	1,727	
June	1,727	

QUALITY

	Quantity	Base Number	Contract	AT	Region	England
% of FP17s for the same patient ID Re-attending within 3 months - Children	15	96	15.6%	12.9%	13.3%	12.3%
% of FP17s for the same patient ID Re-attending within 3 months - Adults	73	482	15.1%	17.6%	17.3%	16.7%
% of FP17s for the same patient ID Re-attending between 3 & 9 months - Children	26	96	27.1%	56.2%	58.9%	57.6%
% of FP17s for the same patient ID Re-attending between 3 & 9 months - Adults	132	482	27.4%	49.9%	52.2%	50.1%
% of FP17s for Band 1 Urgent Courses	83	479	17.3%	10.4%	9.2%	9.1%
% of FP17s Relating to Free Repair or Replacements	7	479	1.5%	0.9%	1.0%	0.8%
% of FP17s Relating to Continuations	9	479	1.9%	1.3%	1.4%	1.2%
% of Patients satisfied with the dentistry they have received	3	4	N/A	92.1%	93.1%	92.8%
% of Patients satisfied with the time they had to wait for an appointment	4	4	N/A	88.1%	89.5%	88.7%

* This is based on patients treated on this contract for their most recent course of treatment. Figures in italics indicate the base number of FP17s or Patient Questionnaire responses are less than 100. N/A is shown where the base number of responses is less than 10 during the period. % is calculated as Quantity/Base number*100

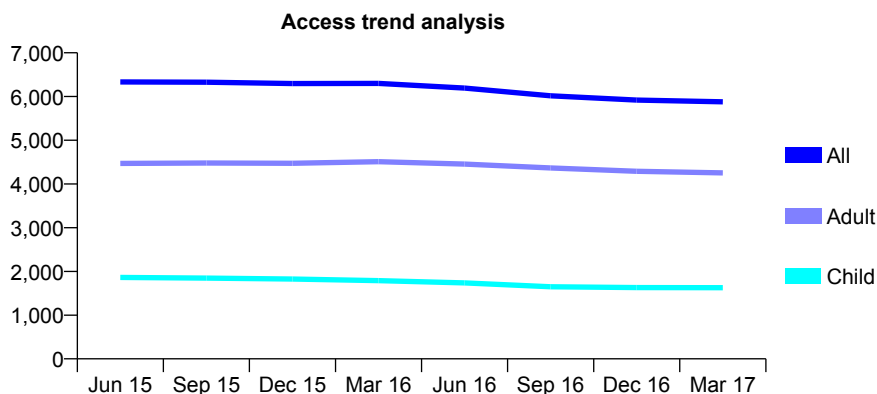
Q46 - Vital Signs At a Glance Contract Report for 572411/0001 - March 2017

Name or company name	MR DM VALLANCE
Contract type name	GDS Contract
Purpose of contract	General
Contract start date	01/04/2006
Contract end date	

16/17 Contracted general activity (UDA)	20,324
Carry forward general activity (UDA)	491
16/17 Contracted orthodontic activity (UOA)	0
Carry forward orthodontic activity (UOA)	0
Baseline contract value	£553,788.72

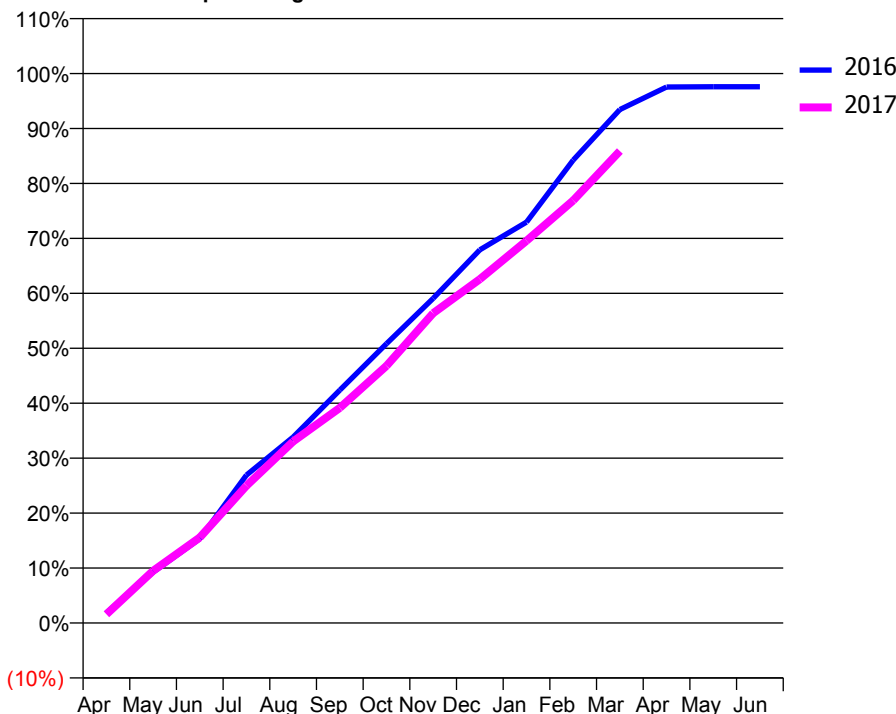
ACCESS*

Patients seen in 24 months	Total	Change since previous quarter
Quarter ending March 2016	6,301	
Quarter ending June 2016	6,192	↓
Quarter ending September 2016	6,016	↓
Quarter ending December 2016	5,919	↓
Quarter ending March 2017	5,880	→
Variance since March 2016	(6.7%)	↓



ACTIVITY

Cumulative percentage of contracted UDA delivered 2016 & 2017



Month	Adjusted Scheduled Activity (UDA)	
	2016	2017
April	377	325
May	1,881	1,931
June	3,119	3,162
July	5,472	5,078
August	6,876	6,715
September	8,613	7,958
October	10,330	9,509
November	12,005	11,457
December	13,803	12,716
January	14,830	14,138
February	17,123	15,629
March	18,992	17,458
April	19,826	
May	19,833	
June	19,833	

QUALITY

	Quantity	Base Number	Contract	AT	Region	England
% of FP17s for the same patient ID Re-attending within 3 months - Children	297	2,649	11.2%	12.9%	13.3%	12.3%
% of FP17s for the same patient ID Re-attending within 3 months - Adults	857	5,910	14.5%	17.6%	17.3%	16.7%
% of FP17s for the same patient ID Re-attending between 3 & 9 months - Children	1,667	2,649	62.9%	56.2%	58.9%	57.6%
% of FP17s for the same patient ID Re-attending between 3 & 9 months - Adults	3,056	5,910	51.7%	49.9%	52.2%	50.1%
% of FP17s for Band 1 Urgent Courses	481	8,217	5.9%	10.4%	9.2%	9.1%
% of FP17s Relating to Free Repair or Replacements	100	8,217	1.2%	0.9%	1.0%	0.8%
% of FP17s Relating to Continuations	228	8,217	2.8%	1.3%	1.4%	1.2%
% of Patients satisfied with the dentistry they have received	7	7	N/A	92.1%	93.1%	92.8%
% of Patients satisfied with the time they had to wait for an appointment	6	7	N/A	88.1%	89.5%	88.7%

* This is based on patients treated on this contract for their most recent course of treatment. Figures in italics indicate the base number of FP17s or Patient Questionnaire responses are less than 100. N/A is shown where the base number of responses is less than 10 during the period. % is calculated as Quantity/Base number*100

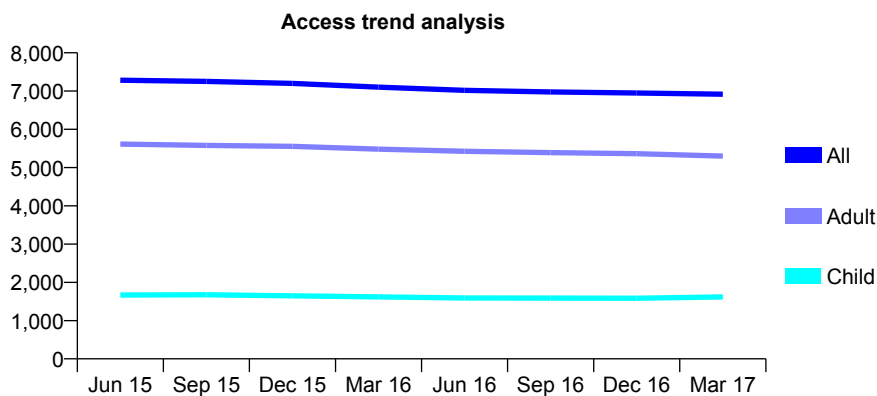
Q46 - Vital Signs At a Glance Contract Report for 572411/0002 - March 2017

Name or company name	MR DM VALLANCE
Contract type name	GDS Contract
Purpose of contract	General
Contract start date	01/04/2006
Contract end date	

16/17 Contracted general activity (UDA)	20,269
Carry forward general activity (UDA)	430
16/17 Contracted orthodontic activity (UOA)	0
Carry forward orthodontic activity (UOA)	0
Baseline contract value	£550,263.29

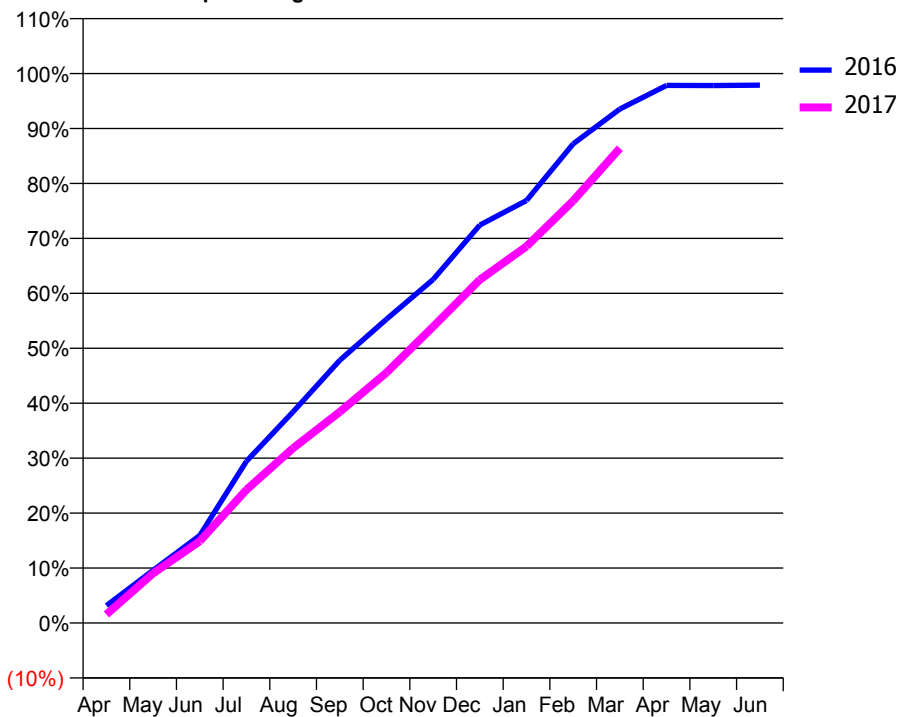
ACCESS*

Patients seen in 24 months	Total	Change since previous quarter
Quarter ending March 2016	7,101	
Quarter ending June 2016	7,019	↓
Quarter ending September 2016	6,978	→
Quarter ending December 2016	6,949	→
Quarter ending March 2017	6,919	→
Variance since March 2016	(2.6%)	↓



ACTIVITY

Cumulative percentage of contracted UDA delivered 2016 & 2017



Month	Adjusted Scheduled Activity (UDA)	
	2016	2017
April	643	318
May	1,943	1,834
June	3,228	3,017
July	5,969	4,914
August	7,796	6,450
September	9,691	7,791
October	11,205	9,235
November	12,675	10,930
December	14,680	12,663
January	15,585	13,895
February	17,674	15,574
March	18,958	17,512
April	19,827	
May	19,826	
June	19,839	

QUALITY

	Quantity	Base Number	Contract	AT	Region	England
% of FP17s for the same patient ID Re-attending within 3 months - Children	204	2,321	8.8%	12.9%	13.3%	12.3%
% of FP17s for the same patient ID Re-attending within 3 months - Adults	1,057	6,783	15.6%	17.6%	17.3%	16.7%
% of FP17s for the same patient ID Re-attending between 3 & 9 months - Children	1,249	2,321	53.8%	56.2%	58.9%	57.6%
% of FP17s for the same patient ID Re-attending between 3 & 9 months - Adults	3,150	6,783	46.4%	49.9%	52.2%	50.1%
% of FP17s for Band 1 Urgent Courses	712	8,743	8.1%	10.4%	9.2%	9.1%
% of FP17s Relating to Free Repair or Replacements	84	8,743	1.0%	0.9%	1.0%	0.8%
% of FP17s Relating to Continuations	228	8,743	2.6%	1.3%	1.4%	1.2%
% of Patients satisfied with the dentistry they have received	13	13	100.0%	92.1%	93.1%	92.8%
% of Patients satisfied with the time they had to wait for an appointment	11	13	84.6%	88.1%	89.5%	88.7%

* This is based on patients treated on this contract for their most recent course of treatment. Figures in italics indicate the base number of FP17s or Patient Questionnaire responses are less than 100. N/A is shown where the base number of responses is less than 10 during the period. % is calculated as Quantity/Base number*100

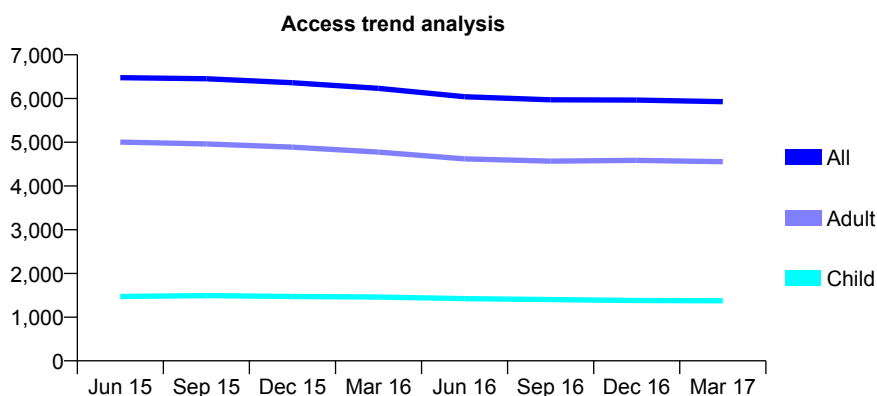
Q46 - Vital Signs At a Glance Contract Report for 572713/0001 - March 2017

Name or company name	MR SJ WARD
Contract type name	GDS Contract
Purpose of contract	General
Contract start date	01/04/2006
Contract end date	

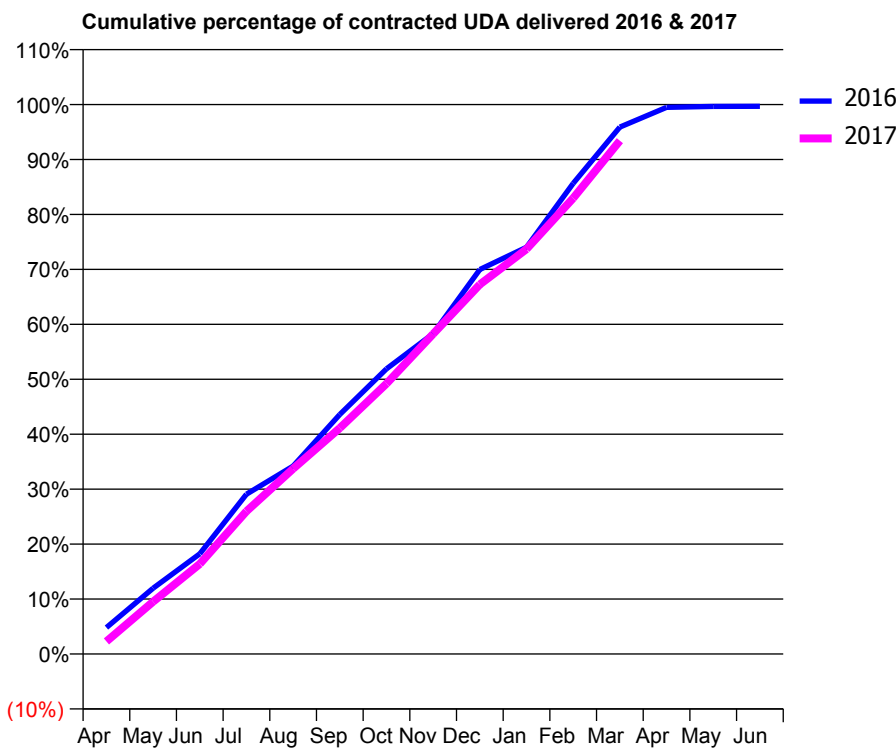
16/17 Contracted general activity (UDA)	17,573
Carry forward general activity (UDA)	48
16/17 Contracted orthodontic activity (UOA)	0
Carry forward orthodontic activity (UOA)	0
Baseline contract value	£573,546.00

ACCESS*

Patients seen in 24 months	Total	Change since previous quarter
Quarter ending March 2016	6,234	
Quarter ending June 2016	6,042	↓
Quarter ending September 2016	5,970	↓
Quarter ending December 2016	5,966	→
Quarter ending March 2017	5,929	→
Variance since March 2016	(4.9%)	↓



ACTIVITY



Month	Adjusted Scheduled Activity (UDA)	
	2016	2017
April	846	403
May	2,107	1,672
June	3,205	2,880
July	5,109	4,566
August	6,009	5,926
September	7,661	7,227
October	9,120	8,646
November	10,245	10,236
December	12,295	11,821
January	13,007	12,948
February	15,053	14,578
March	16,852	16,415
April	17,483	
May	17,513	
June	17,516	

QUALITY

	Quantity	Base Number	Contract	AT	Region	England
% of FP17s for the same patient ID Re-attending within 3 months - Children	137	1,934	7.1%	12.9%	13.3%	12.3%
% of FP17s for the same patient ID Re-attending within 3 months - Adults	1,217	7,041	17.3%	17.6%	17.3%	16.7%
% of FP17s for the same patient ID Re-attending between 3 & 9 months - Children	849	1,934	43.9%	56.2%	58.9%	57.6%
% of FP17s for the same patient ID Re-attending between 3 & 9 months - Adults	3,615	7,041	51.3%	49.9%	52.2%	50.1%
% of FP17s for Band 1 Urgent Courses	772	8,608	9.0%	10.4%	9.2%	9.1%
% of FP17s Relating to Free Repair or Replacements	82	8,608	1.0%	0.9%	1.0%	0.8%
% of FP17s Relating to Continuations	186	8,608	2.2%	1.3%	1.4%	1.2%
% of Patients satisfied with the dentistry they have received	10	11	90.9%	92.1%	93.1%	92.8%
% of Patients satisfied with the time they had to wait for an appointment	9	11	81.8%	88.1%	89.5%	88.7%

* This is based on patients treated on this contract for their most recent course of treatment. Figures in italics indicate the base number of FP17s or Patient Questionnaire responses are less than 100. N/A is shown where the base number of responses is less than 10 during the period. % is calculated as Quantity/Base number*100

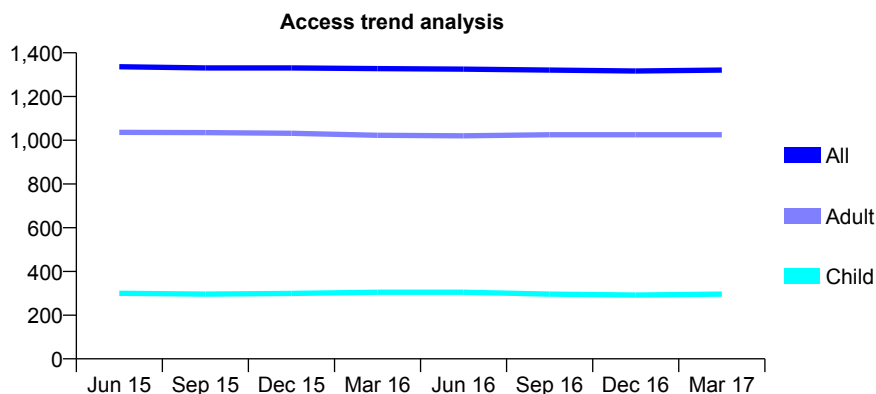
Q46 - Vital Signs At a Glance Contract Report for 576050/0001 - March 2017

Name or company name	MR AJ STOGGALL
Contract type name	GDS Contract
Purpose of contract	General
Contract start date	01/04/2006
Contract end date	

16/17 Contracted general activity (UDA)	4,712
Carry forward general activity (UDA)	-84
16/17 Contracted orthodontic activity (UOA)	0
Carry forward orthodontic activity (UOA)	0
Baseline contract value	£178,657.98

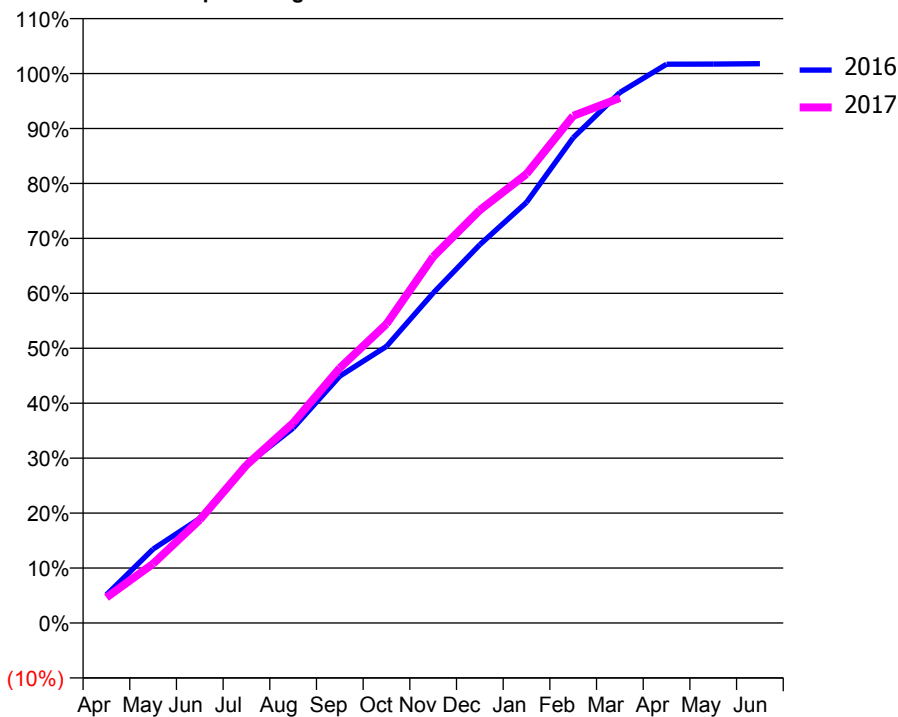
ACCESS*

Patients seen in 24 months	Total	Change since previous quarter
Quarter ending March 2016	1,328	
Quarter ending June 2016	1,325	→
Quarter ending September 2016	1,321	→
Quarter ending December 2016	1,317	→
Quarter ending March 2017	1,321	→
Variance since March 2016	(0.5%)	→



ACTIVITY

Cumulative percentage of contracted UDA delivered 2016 & 2017



Month	Adjusted Scheduled Activity (UDA)	
	2016	2017
April	242	219
May	634	508
June	897	886
July	1,357	1,355
August	1,671	1,716
September	2,117	2,187
October	2,373	2,564
November	2,829	3,141
December	3,244	3,541
January	3,607	3,851
February	4,162	4,349
March	4,549	4,502
April	4,791	
May	4,793	
June	4,796	

QUALITY

	Quantity	Base Number	Contract	AT	Region	England
% of FP17s for the same patient ID Re-attending within 3 months - Children	34	459	7.4%	12.9%	13.3%	12.3%
% of FP17s for the same patient ID Re-attending within 3 months - Adults	276	1,536	18.0%	17.6%	17.3%	16.7%
% of FP17s for the same patient ID Re-attending between 3 & 9 months - Children	318	459	69.3%	56.2%	58.9%	57.6%
% of FP17s for the same patient ID Re-attending between 3 & 9 months - Adults	913	1,536	59.4%	49.9%	52.2%	50.1%
% of FP17s for Band 1 Urgent Courses	192	1,896	10.1%	10.4%	9.2%	9.1%
% of FP17s Relating to Free Repair or Replacements	28	1,896	1.5%	0.9%	1.0%	0.8%
% of FP17s Relating to Continuations	34	1,896	1.8%	1.3%	1.4%	1.2%
% of Patients satisfied with the dentistry they have received	5	5	N/A	92.1%	93.1%	92.8%
% of Patients satisfied with the time they had to wait for an appointment	5	5	N/A	88.1%	89.5%	88.7%

* This is based on patients treated on this contract for their most recent course of treatment. Figures in italics indicate the base number of FP17s or Patient Questionnaire responses are less than 100. N/A is shown where the base number of responses is less than 10 during the period. % is calculated as Quantity/Base number*100

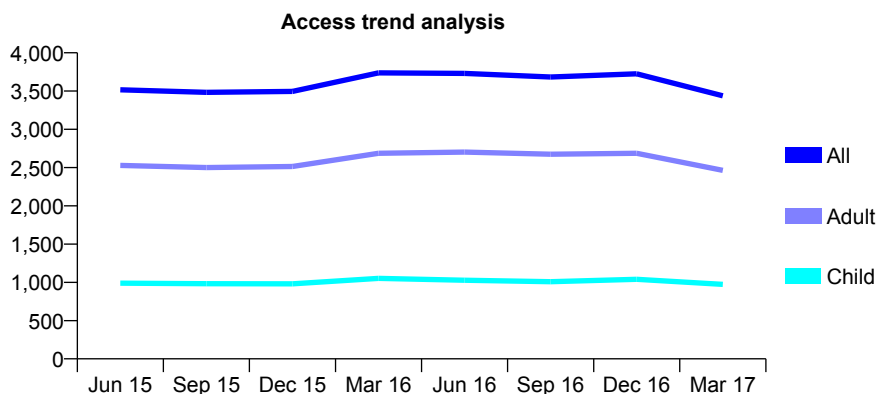
Q46 - Vital Signs At a Glance Contract Report for 610801/0001 - March 2017

Name or company name	MRS KM SHAH
Contract type name	GDS Contract
Purpose of contract	General
Contract start date	21/10/2010
Contract end date	

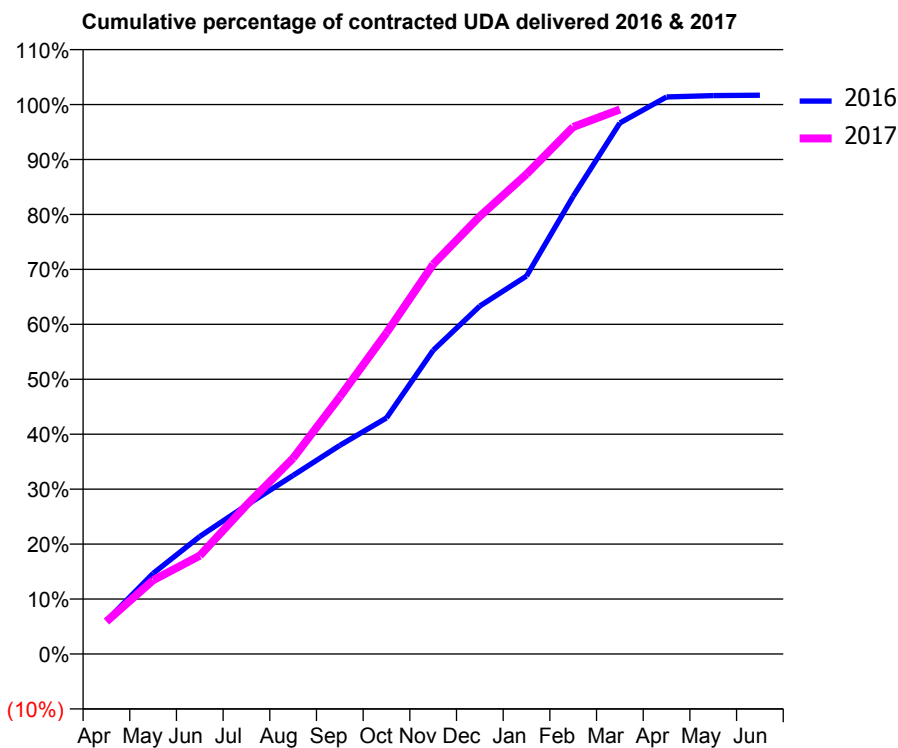
16/17 Contracted general activity (UDA)	10,334
Carry forward general activity (UDA)	-174
16/17 Contracted orthodontic activity (UOA)	0
Carry forward orthodontic activity (UOA)	0
Baseline contract value	£252,109.52

ACCESS*

Patients seen in 24 months	Total	Change since previous quarter
Quarter ending March 2016	3,738	
Quarter ending June 2016	3,731	→
Quarter ending September 2016	3,684	↓
Quarter ending December 2016	3,726	→
Quarter ending March 2017	3,438	↓
Variance since March 2016	(8.0%)	↓



ACTIVITY



Month	Adjusted Scheduled Activity (UDA)	
	2016	2017
April	626	611
May	1,516	1,388
June	2,211	1,850
July	2,798	2,800
August	3,359	3,684
September	3,923	4,835
October	4,440	6,041
November	5,711	7,328
December	6,543	8,231
January	7,108	9,023
February	8,609	9,912
March	9,987	10,240
April	10,477	
May	10,502	
June	10,508	

QUALITY

	Quantity	Base Number	Contract	AT	Region	England
% of FP17s for the same patient ID Re-attending within 3 months - Children	172	1,509	11.4%	12.9%	13.3%	12.3%
% of FP17s for the same patient ID Re-attending within 3 months - Adults	495	3,425	14.5%	17.6%	17.3%	16.7%
% of FP17s for the same patient ID Re-attending between 3 & 9 months - Children	852	1,509	56.5%	56.2%	58.9%	57.6%
% of FP17s for the same patient ID Re-attending between 3 & 9 months - Adults	1,822	3,425	53.2%	49.9%	52.2%	50.1%
% of FP17s for Band 1 Urgent Courses	196	4,670	4.2%	10.4%	9.2%	9.1%
% of FP17s Relating to Free Repair or Replacements	24	4,670	0.5%	0.9%	1.0%	0.8%
% of FP17s Relating to Continuations	67	4,670	1.4%	1.3%	1.4%	1.2%
% of Patients satisfied with the dentistry they have received	3	5	N/A	92.1%	93.1%	92.8%
% of Patients satisfied with the time they had to wait for an appointment	5	5	N/A	88.1%	89.5%	88.7%

* This is based on patients treated on this contract for their most recent course of treatment. Figures in italics indicate the base number of FP17s or Patient Questionnaire responses are less than 100. N/A is shown where the base number of responses is less than 10 during the period. % is calculated as Quantity/Base number*100

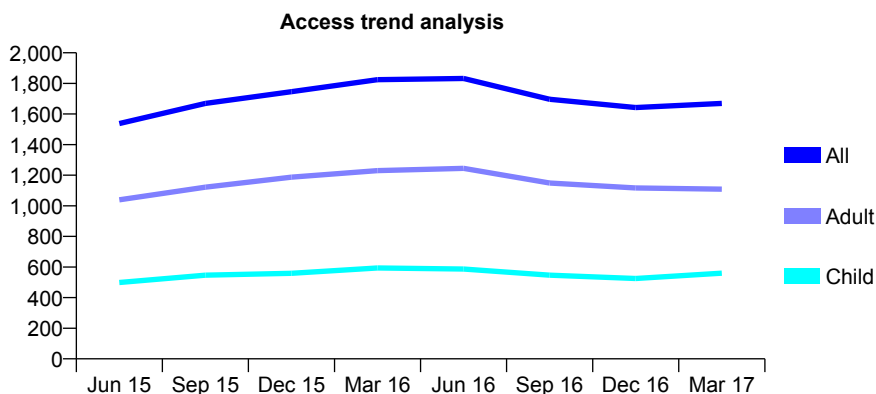
Q46 - Vital Signs At a Glance Contract Report for 613347/0001 - March 2017

Name or company name	MISS AT SARWAR
Contract type name	GDS Contract
Purpose of contract	General
Contract start date	30/06/2014
Contract end date	

16/17 Contracted general activity (UDA)	5,753
Carry forward general activity (UDA)	-115
16/17 Contracted orthodontic activity (UOA)	0
Carry forward orthodontic activity (UOA)	0
Baseline contract value	£139,249.09

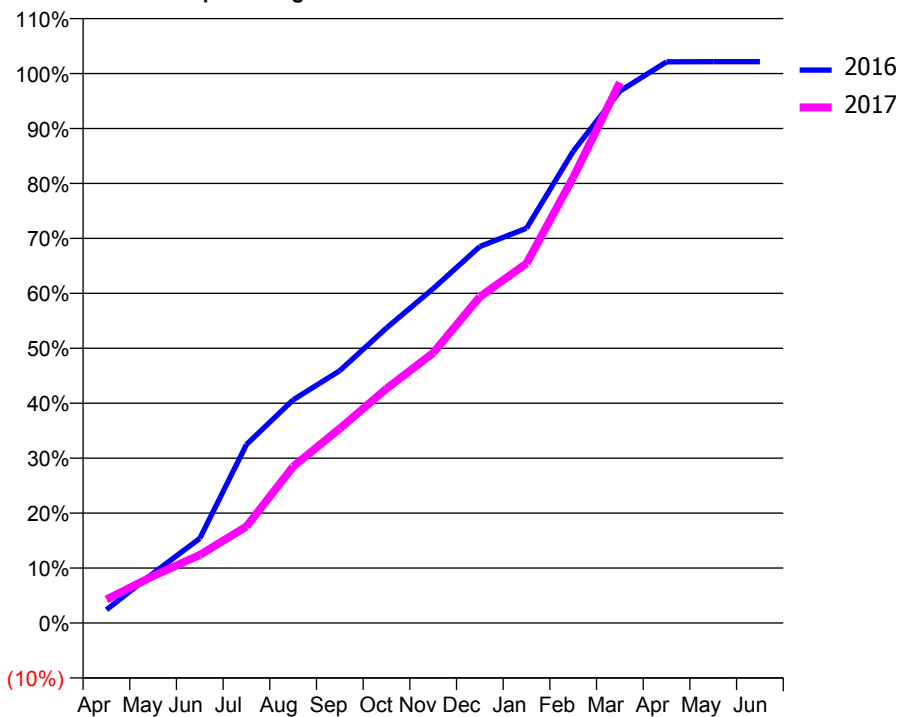
ACCESS*

Patients seen in 24 months	Total	Change since previous quarter
Quarter ending March 2016	1,824	
Quarter ending June 2016	1,832	→
Quarter ending September 2016	1,696	↓
Quarter ending December 2016	1,642	↓
Quarter ending March 2017	1,669	→
Variance since March 2016	(8.5%)	↓



ACTIVITY

Cumulative percentage of contracted UDA delivered 2016 & 2017



Month	Adjusted Scheduled Activity (UDA)	
	2016	2017
April	139	246
May	519	492
June	886	712
July	1,869	1,010
August	2,336	1,638
September	2,642	2,036
October	3,089	2,453
November	3,501	2,827
December	3,941	3,415
January	4,133	3,765
February	4,939	4,666
March	5,569	5,658
April	5,875	
May	5,877	
June	5,877	

QUALITY

	Quantity	Base Number	Contract	AT	Region	England
% of FP17s for the same patient ID Re-attending within 3 months - Children	62	809	7.7%	12.9%	13.3%	12.3%
% of FP17s for the same patient ID Re-attending within 3 months - Adults	291	1,596	18.2%	17.6%	17.3%	16.7%
% of FP17s for the same patient ID Re-attending between 3 & 9 months - Children	399	809	49.3%	56.2%	58.9%	57.6%
% of FP17s for the same patient ID Re-attending between 3 & 9 months - Adults	736	1,596	46.1%	49.9%	52.2%	50.1%
% of FP17s for Band 1 Urgent Courses	228	2,283	10.0%	10.4%	9.2%	9.1%
% of FP17s Relating to Free Repair or Replacements	32	2,283	1.4%	0.9%	1.0%	0.8%
% of FP17s Relating to Continuations	12	2,283	0.5%	1.3%	1.4%	1.2%
% of Patients satisfied with the dentistry they have received	3	3	N/A	92.1%	93.1%	92.8%
% of Patients satisfied with the time they had to wait for an appointment	2	3	N/A	88.1%	89.5%	88.7%

* This is based on patients treated on this contract for their most recent course of treatment. Figures in italics indicate the base number of FP17s or Patient Questionnaire responses are less than 100. N/A is shown where the base number of responses is less than 10 during the period. % is calculated as Quantity/Base number*100

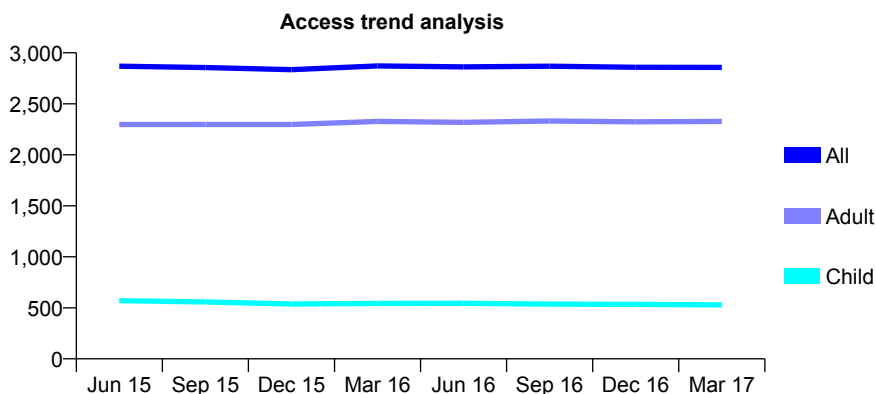
Q46 - Vital Signs At a Glance Contract Report for 620319/0001 - March 2017

Name or company name	MR IG NICOL
Contract type name	GDS Contract
Purpose of contract	General
Contract start date	01/04/2006
Contract end date	

16/17 Contracted general activity (UDA)	10,354
Carry forward general activity (UDA)	35
16/17 Contracted orthodontic activity (UOA)	0
Carry forward orthodontic activity (UOA)	0
Baseline contract value	£205,748.23

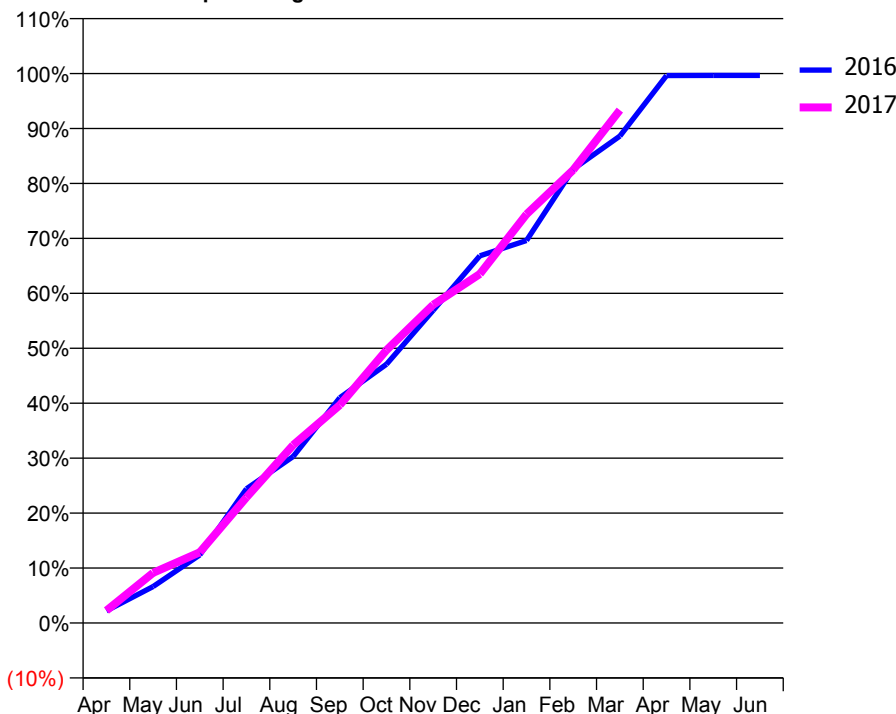
ACCESS*

Patients seen in 24 months	Total	Change since previous quarter
Quarter ending March 2016	2,871	
Quarter ending June 2016	2,862	→
Quarter ending September 2016	2,868	→
Quarter ending December 2016	2,858	→
Quarter ending March 2017	2,857	→
Variance since March 2016	(0.5%)	→



ACTIVITY

Cumulative percentage of contracted UDA delivered 2016 & 2017



Month	Adjusted Scheduled Activity (UDA)	
	2016	2017
April	229	234
May	687	945
June	1,282	1,333
July	2,528	2,369
August	3,136	3,353
September	4,245	4,107
October	4,876	5,141
November	5,891	5,995
December	6,919	6,576
January	7,208	7,703
February	8,550	8,536
March	9,176	9,664
April	10,316	
May	10,319	
June	10,319	

QUALITY

	Quantity	Base Number	Contract	AT	Region	England
% of FP17s for the same patient ID Re-attending within 3 months - Children	114	1,096	10.4%	12.9%	13.3%	12.3%
% of FP17s for the same patient ID Re-attending within 3 months - Adults	1,108	4,953	22.4%	17.6%	17.3%	16.7%
% of FP17s for the same patient ID Re-attending between 3 & 9 months - Children	824	1,096	75.2%	56.2%	58.9%	57.6%
% of FP17s for the same patient ID Re-attending between 3 & 9 months - Adults	3,248	4,953	65.6%	49.9%	52.2%	50.1%
% of FP17s for Band 1 Urgent Courses	360	5,488	6.6%	10.4%	9.2%	9.1%
% of FP17s Relating to Free Repair or Replacements	109	5,488	2.0%	0.9%	1.0%	0.8%
% of FP17s Relating to Continuations	146	5,488	2.7%	1.3%	1.4%	1.2%
% of Patients satisfied with the dentistry they have received	11	11	100.0%	92.1%	93.1%	92.8%
% of Patients satisfied with the time they had to wait for an appointment	11	11	100.0%	88.1%	89.5%	88.7%

* This is based on patients treated on this contract for their most recent course of treatment. Figures in italics indicate the base number of FP17s or Patient Questionnaire responses are less than 100. N/A is shown where the base number of responses is less than 10 during the period. % is calculated as Quantity/Base number*100

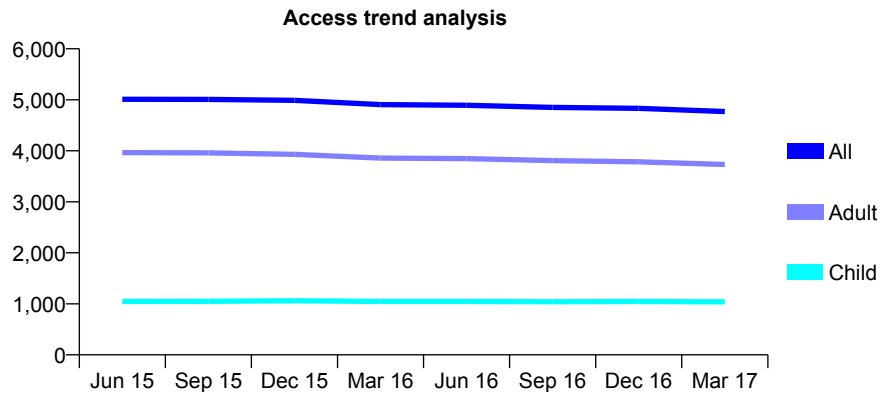
Q46 - Vital Signs At a Glance Contract Report for 620343/0001 - March 2017

Name or company name	MR SD WALMSLEY
Contract type name	GDS Contract
Purpose of contract	General
Contract start date	01/04/2006
Contract end date	

16/17 Contracted general activity (UDA)	13,145
Carry forward general activity (UDA)	-282
16/17 Contracted orthodontic activity (UOA)	0
Carry forward orthodontic activity (UOA)	0
Baseline contract value	£365,195.67

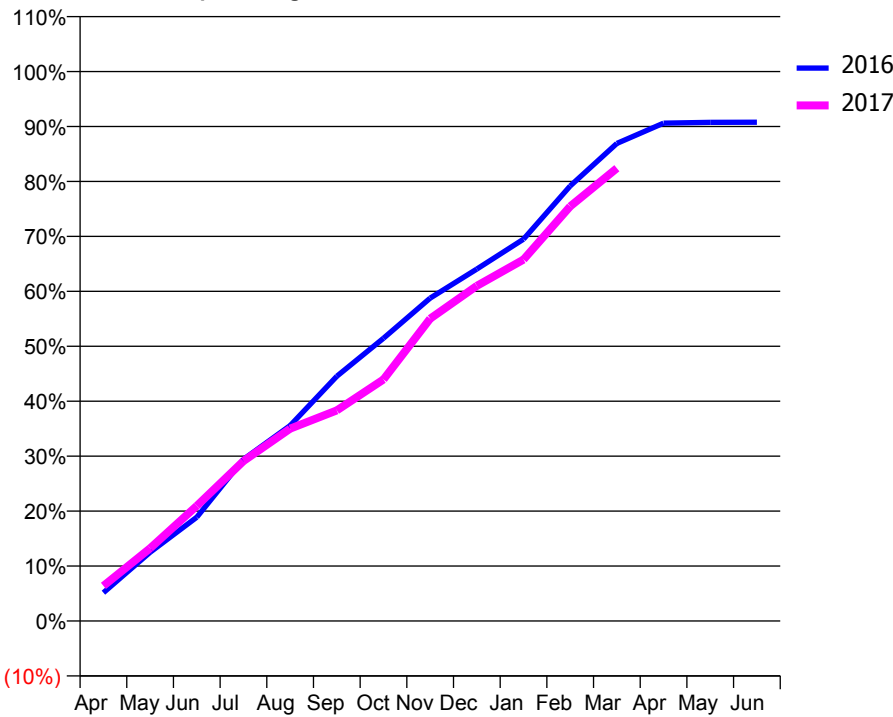
ACCESS*

Patients seen in 24 months	Total	Change since previous quarter
Quarter ending March 2016	4,905	
Quarter ending June 2016	4,894	→
Quarter ending September 2016	4,850	→
Quarter ending December 2016	4,832	→
Quarter ending March 2017	4,771	↓
Variance since March 2016	(2.7%)	↓



ACTIVITY

Cumulative percentage of contracted UDA delivered 2016 & 2017



Month	Adjusted Scheduled Activity (UDA)	
	2016	2017
April	676	841
May	1,646	1,740
June	2,483	2,754
July	3,868	3,827
August	4,674	4,603
September	5,854	5,039
October	6,763	5,778
November	7,723	7,232
December	8,420	8,019
January	9,135	8,645
February	10,408	9,919
March	11,423	10,830
April	11,911	
May	11,928	
June	11,930	

QUALITY

	Quantity	Base Number	Contract	AT	Region	England
% of FP17s for the same patient ID Re-attending within 3 months - Children	59	1,289	4.6%	12.9%	13.3%	12.3%
% of FP17s for the same patient ID Re-attending within 3 months - Adults	534	4,342	12.3%	17.6%	17.3%	16.7%
% of FP17s for the same patient ID Re-attending between 3 & 9 months - Children	614	1,289	47.6%	56.2%	58.9%	57.6%
% of FP17s for the same patient ID Re-attending between 3 & 9 months - Adults	1,789	4,342	41.2%	49.9%	52.2%	50.1%
% of FP17s for Band 1 Urgent Courses	401	5,400	7.4%	10.4%	9.2%	9.1%
% of FP17s Relating to Free Repair or Replacements	27	5,400	0.5%	0.9%	1.0%	0.8%
% of FP17s Relating to Continuations	58	5,400	1.1%	1.3%	1.4%	1.2%
% of Patients satisfied with the dentistry they have received	5	5	N/A	92.1%	93.1%	92.8%
% of Patients satisfied with the time they had to wait for an appointment	5	5	N/A	88.1%	89.5%	88.7%

* This is based on patients treated on this contract for their most recent course of treatment. Figures in italics indicate the base number of FP17s or Patient Questionnaire responses are less than 100. N/A is shown where the base number of responses is less than 10 during the period. % is calculated as Quantity/Base number*100

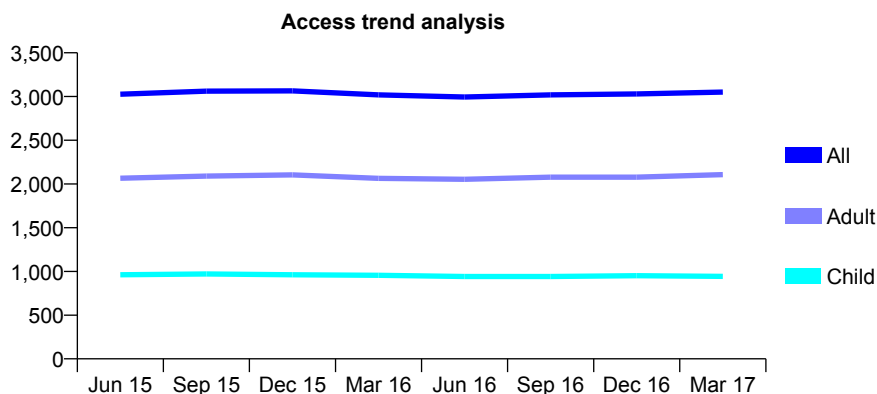
Q46 - Vital Signs At a Glance Contract Report for 628549/0002 - March 2017

Name or company name	MR JA GIBB
Contract type name	GDS Contract
Purpose of contract	General
Contract start date	02/03/2012
Contract end date	

16/17 Contracted general activity (UDA)	8,698
Carry forward general activity (UDA)	-155
16/17 Contracted orthodontic activity (UOA)	0
Carry forward orthodontic activity (UOA)	0
Baseline contract value	£214,993.60

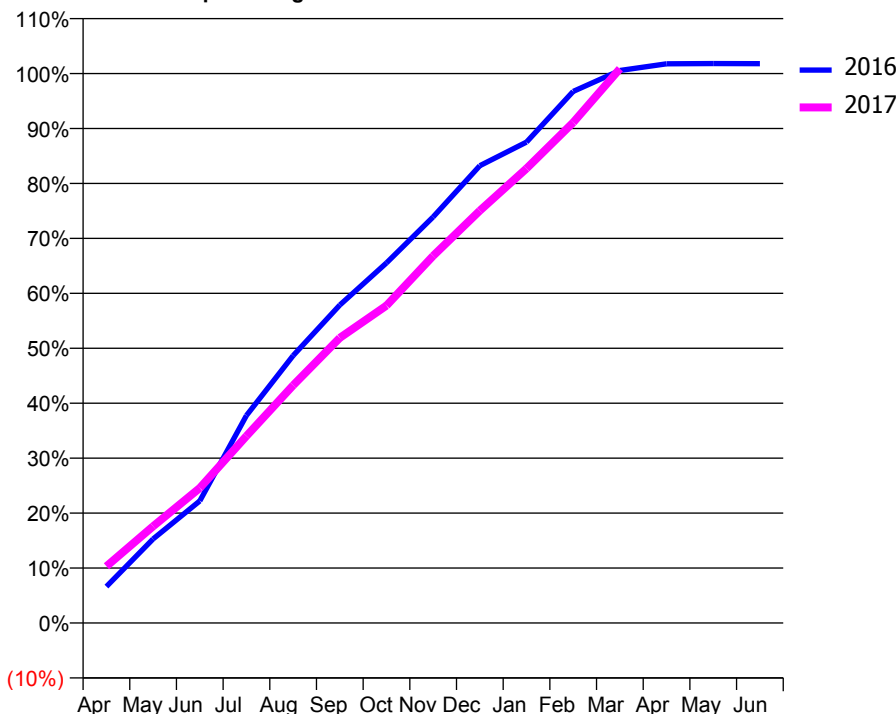
ACCESS*

Patients seen in 24 months	Total	Change since previous quarter
Quarter ending March 2016	3,019	
Quarter ending June 2016	2,994	→
Quarter ending September 2016	3,019	→
Quarter ending December 2016	3,029	→
Quarter ending March 2017	3,051	→
Variance since March 2016	1.1%	→



ACTIVITY

Cumulative percentage of contracted UDA delivered 2016 & 2017



Month	Adjusted Scheduled Activity (UDA)	
	2016	2017
April	577	899
May	1,330	1,532
June	1,932	2,137
July	3,286	2,961
August	4,232	3,762
September	5,034	4,514
October	5,700	5,025
November	6,429	5,812
December	7,240	6,527
January	7,612	7,195
February	8,414	7,923
March	8,747	8,773
April	8,851	
May	8,856	
June	8,853	

QUALITY

	Quantity	Base Number	Contract	AT	Region	England
% of FP17s for the same patient ID Re-attending within 3 months - Children	125	1,523	8.2%	12.9%	13.3%	12.3%
% of FP17s for the same patient ID Re-attending within 3 months - Adults	434	2,909	14.9%	17.6%	17.3%	16.7%
% of FP17s for the same patient ID Re-attending between 3 & 9 months - Children	964	1,523	63.3%	56.2%	58.9%	57.6%
% of FP17s for the same patient ID Re-attending between 3 & 9 months - Adults	1,382	2,909	47.5%	49.9%	52.2%	50.1%
% of FP17s for Band 1 Urgent Courses	416	4,361	9.5%	10.4%	9.2%	9.1%
% of FP17s Relating to Free Repair or Replacements	97	4,361	2.2%	0.9%	1.0%	0.8%
% of FP17s Relating to Continuations	18	4,361	0.4%	1.3%	1.4%	1.2%
% of Patients satisfied with the dentistry they have received	1	1	N/A	92.1%	93.1%	92.8%
% of Patients satisfied with the time they had to wait for an appointment	1	1	N/A	88.1%	89.5%	88.7%

* This is based on patients treated on this contract for their most recent course of treatment. Figures in italics indicate the base number of FP17s or Patient Questionnaire responses are less than 100. N/A is shown where the base number of responses is less than 10 during the period. % is calculated as Quantity/Base number*100

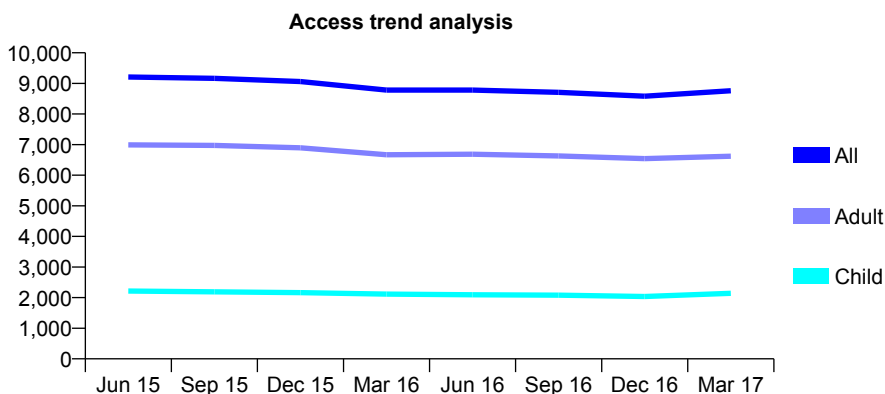
Q46 - Vital Signs At a Glance Contract Report for 631205/0003 - March 2017

Name or company name	Shaw Family Dental Practice Partnership
Contract type name	GDS Contract
Purpose of contract	General
Contract start date	01/04/2006
Contract end date	

16/17 Contracted general activity (UDA)	29,514
Carry forward general activity (UDA)	936
16/17 Contracted orthodontic activity (UOA)	0
Carry forward orthodontic activity (UOA)	0
Baseline contract value	£1,051,505.15

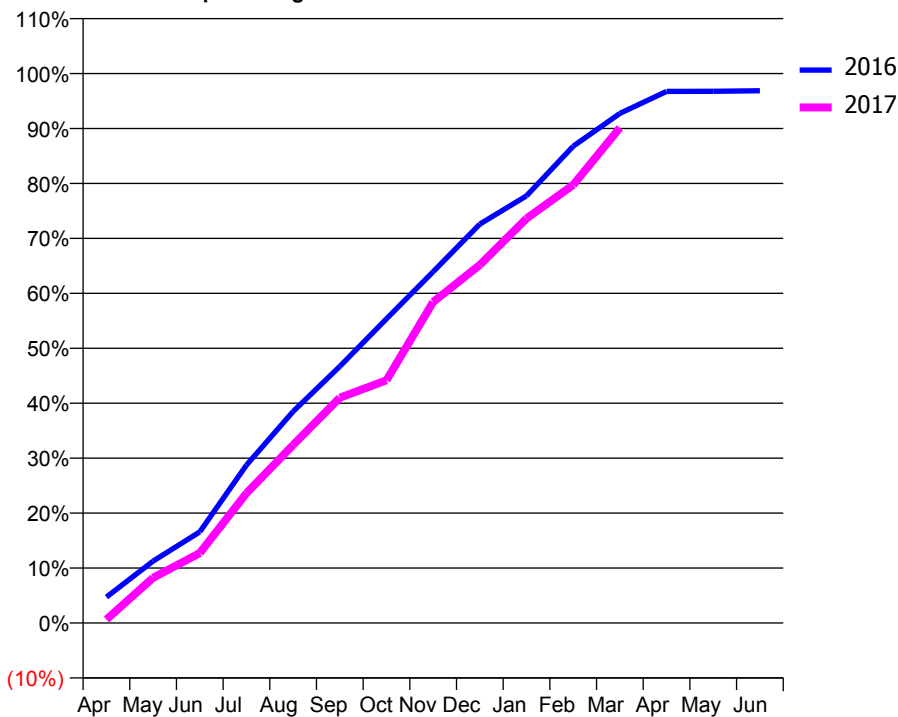
ACCESS*

Patients seen in 24 months	Total	Change since previous quarter
Quarter ending March 2016	8,783	
Quarter ending June 2016	8,781	→
Quarter ending September 2016	8,710	→
Quarter ending December 2016	8,581	↓
Quarter ending March 2017	8,762	↑
Variance since March 2016	(0.2%)	→



ACTIVITY

Cumulative percentage of contracted UDA delivered 2016 & 2017



Month	Adjusted Scheduled Activity (UDA)	
	2016	2017
April	1,406	191
May	3,360	2,435
June	4,941	3,756
July	8,564	6,974
August	11,472	9,565
September	13,914	12,102
October	16,496	13,038
November	19,048	17,240
December	21,629	19,236
January	23,163	21,724
February	25,848	23,529
March	27,629	26,600
April	28,821	
May	28,834	
June	28,858	

QUALITY

	Quantity	Base Number	Contract	AT	Region	England
% of FP17s for the same patient ID Re-attending within 3 months - Children	361	3,293	11.0%	12.9%	13.3%	12.3%
% of FP17s for the same patient ID Re-attending within 3 months - Adults	1,401	8,764	16.0%	17.6%	17.3%	16.7%
% of FP17s for the same patient ID Re-attending between 3 & 9 months - Children	1,896	3,293	57.6%	56.2%	58.9%	57.6%
% of FP17s for the same patient ID Re-attending between 3 & 9 months - Adults	3,616	8,764	41.3%	49.9%	52.2%	50.1%
% of FP17s for Band 1 Urgent Courses	702	11,511	6.1%	10.4%	9.2%	9.1%
% of FP17s Relating to Free Repair or Replacements	84	11,511	0.7%	0.9%	1.0%	0.8%
% of FP17s Relating to Continuations	323	11,511	2.8%	1.3%	1.4%	1.2%
% of Patients satisfied with the dentistry they have received	10	10	100.0%	92.1%	93.1%	92.8%
% of Patients satisfied with the time they had to wait for an appointment	9	10	90.0%	88.1%	89.5%	88.7%

* This is based on patients treated on this contract for their most recent course of treatment. Figures in italics indicate the base number of FP17s or Patient Questionnaire responses are less than 100. N/A is shown where the base number of responses is less than 10 during the period. % is calculated as Quantity/Base number*100

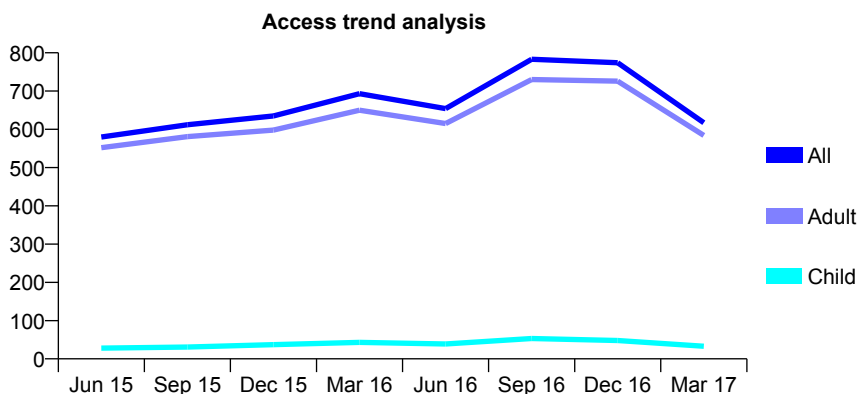
Q46 - Vital Signs At a Glance Contract Report for 631205/0005 - March 2017

Name or company name	MR RA MIZON
Contract type name	PDS Contract
Purpose of contract	General
Contract start date	01/02/2008
Contract end date	30/11/2016

16/17 Contracted general activity (UDA)	2,255
Carry forward general activity (UDA)	92
16/17 Contracted orthodontic activity (UOA)	0
Carry forward orthodontic activity (UOA)	0
Baseline contract value	£133,645.89

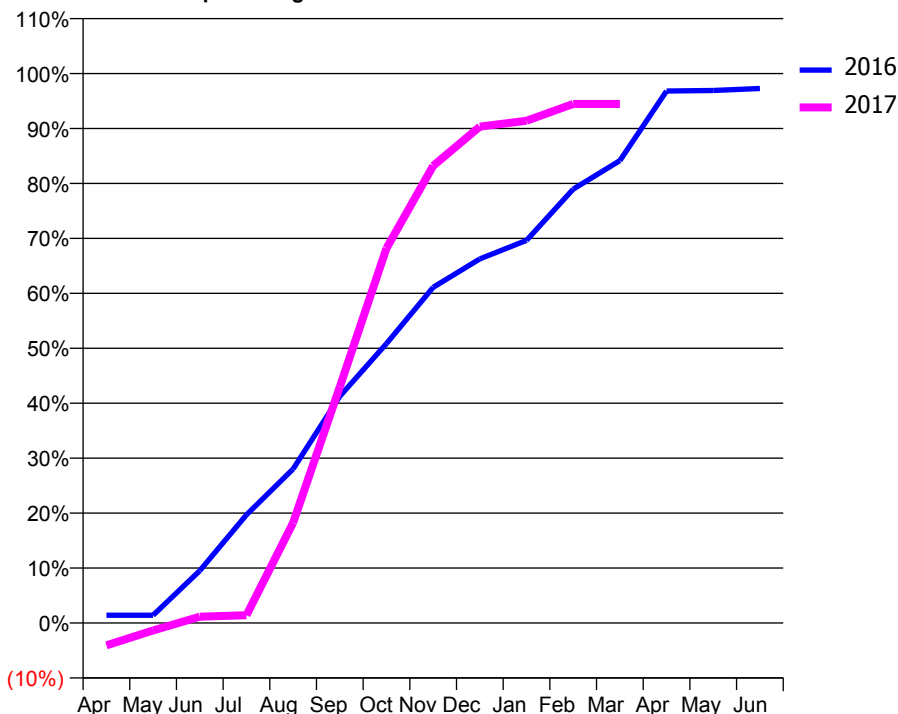
ACCESS*

Patients seen in 24 months	Total	Change since previous quarter
Quarter ending March 2016	693	
Quarter ending June 2016	654	↓
Quarter ending September 2016	783	↑
Quarter ending December 2016	774	↓
Quarter ending March 2017	617	↓
Variance since March 2016	(11.0%)	↓



ACTIVITY

Cumulative percentage of contracted UDA delivered 2016 & 2017



Month	Adjusted Scheduled Activity (UDA)	
	2016	2017
April	48	-92
May	48	-31
June	322	26
July	666	32
August	948	412
September	1,396	969
October	1,720	1,538
November	2,066	1,876
December	2,241	2,037
January	2,355	2,061
February	2,670	2,130
March	2,846	2,130
April	3,274	
May	3,277	
June	3,290	

QUALITY

	Quantity	Base Number	Contract	AT	Region	England
% of FP17s for the same patient ID Re-attending within 3 months - Children	1	68	1.5%	12.9%	13.3%	12.3%
% of FP17s for the same patient ID Re-attending within 3 months - Adults	15	643	2.3%	17.6%	17.3%	16.7%
% of FP17s for the same patient ID Re-attending between 3 & 9 months - Children	0	68	0.0%	56.2%	58.9%	57.6%
% of FP17s for the same patient ID Re-attending between 3 & 9 months - Adults	12	643	1.9%	49.9%	52.2%	50.1%
% of FP17s for Band 1 Urgent Courses	1	576	0.2%	10.4%	9.2%	9.1%
% of FP17s Relating to Free Repair or Replacements	2	576	0.3%	0.9%	1.0%	0.8%
% of FP17s Relating to Continuations	4	576	0.7%	1.3%	1.4%	1.2%
% of Patients satisfied with the dentistry they have received	0	0	N/A	92.1%	93.1%	92.8%
% of Patients satisfied with the time they had to wait for an appointment	0	0	N/A	88.1%	89.5%	88.7%

* This is based on patients treated on this contract for their most recent course of treatment. Figures in italics indicate the base number of FP17s or Patient Questionnaire responses are less than 100. N/A is shown where the base number of responses is less than 10 during the period. % is calculated as Quantity/Base number*100

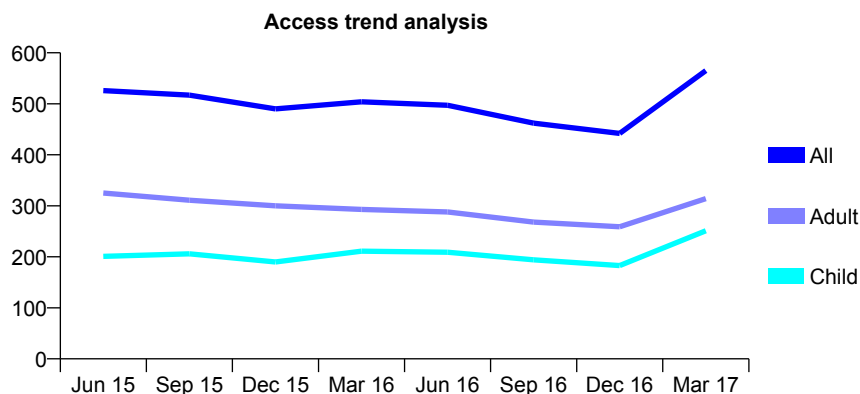
Q46 - Vital Signs At a Glance Contract Report for 632015/0001 - March 2017

Name or company name	Harrison/Kapenda
Contract type name	GDS Contract
Purpose of contract	General
Contract start date	01/04/2006
Contract end date	

16/17 Contracted general activity (UDA)	1,880
Carry forward general activity (UDA)	-38
16/17 Contracted orthodontic activity (UOA)	0
Carry forward orthodontic activity (UOA)	0
Baseline contract value	£52,224.59

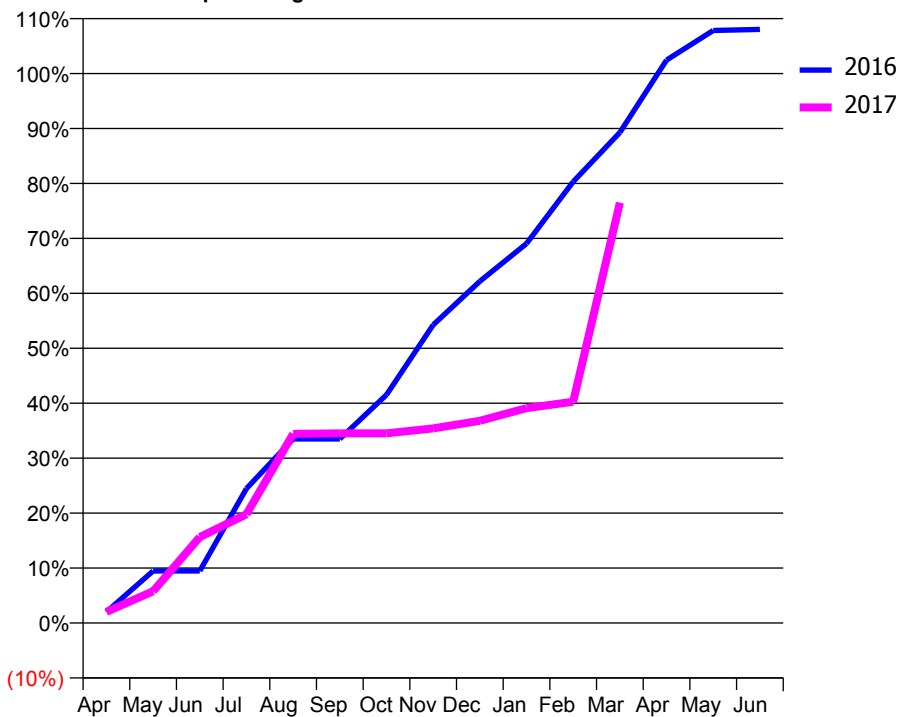
ACCESS*

Patients seen in 24 months	Total	Change since previous quarter
Quarter ending March 2016	504	
Quarter ending June 2016	497	↓
Quarter ending September 2016	462	↓
Quarter ending December 2016	442	↓
Quarter ending March 2017	565	↑
Variance since March 2016	12.1%	↑



ACTIVITY

Cumulative percentage of contracted UDA delivered 2016 & 2017



Month	Adjusted Scheduled Activity (UDA)	
	2016	2017
April	38	38
May	178	109
June	178	294
July	460	372
August	630	647
September	630	649
October	781	649
November	1,020	666
December	1,169	692
January	1,298	735
February	1,510	757
March	1,678	1,438
April	1,926	
May	2,027	
June	2,031	

QUALITY

	Quantity	Base Number	Contract	AT	Region	England
% of FP17s for the same patient ID Re-attending within 3 months - Children	10	276	3.6%	12.9%	13.3%	12.3%
% of FP17s for the same patient ID Re-attending within 3 months - Adults	28	324	8.6%	17.6%	17.3%	16.7%
% of FP17s for the same patient ID Re-attending between 3 & 9 months - Children	93	276	33.7%	56.2%	58.9%	57.6%
% of FP17s for the same patient ID Re-attending between 3 & 9 months - Adults	112	324	34.6%	49.9%	52.2%	50.1%
% of FP17s for Band 1 Urgent Courses	17	498	3.4%	10.4%	9.2%	9.1%
% of FP17s Relating to Free Repair or Replacements	0	498	0.0%	0.9%	1.0%	0.8%
% of FP17s Relating to Continuations	1	498	0.2%	1.3%	1.4%	1.2%
% of Patients satisfied with the dentistry they have received	2	2	N/A	92.1%	93.1%	92.8%
% of Patients satisfied with the time they had to wait for an appointment	2	2	N/A	88.1%	89.5%	88.7%

* This is based on patients treated on this contract for their most recent course of treatment. Figures in italics indicate the base number of FP17s or Patient Questionnaire responses are less than 100. N/A is shown where the base number of responses is less than 10 during the period. % is calculated as Quantity/Base number*100

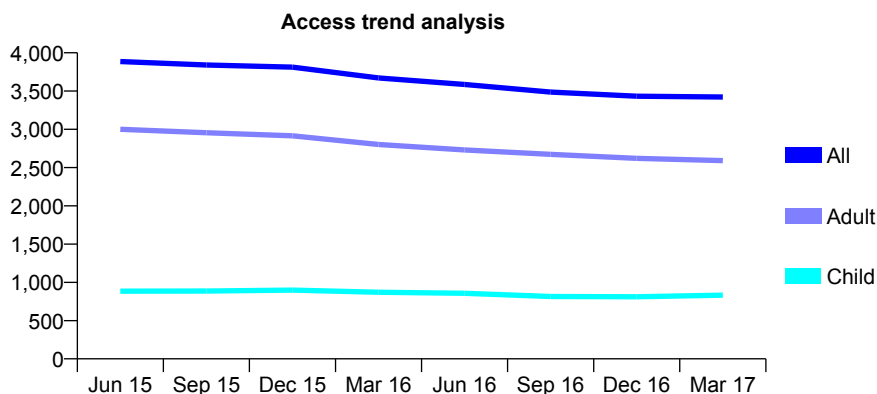
Q46 - Vital Signs At a Glance Contract Report for 632279/0001 - March 2017

Name or company name	MR RL JONES
Contract type name	GDS Contract
Purpose of contract	General
Contract start date	01/04/2006
Contract end date	

16/17 Contracted general activity (UDA)	12,087
Carry forward general activity (UDA)	95
16/17 Contracted orthodontic activity (UOA)	0
Carry forward orthodontic activity (UOA)	0
Baseline contract value	£405,624.04

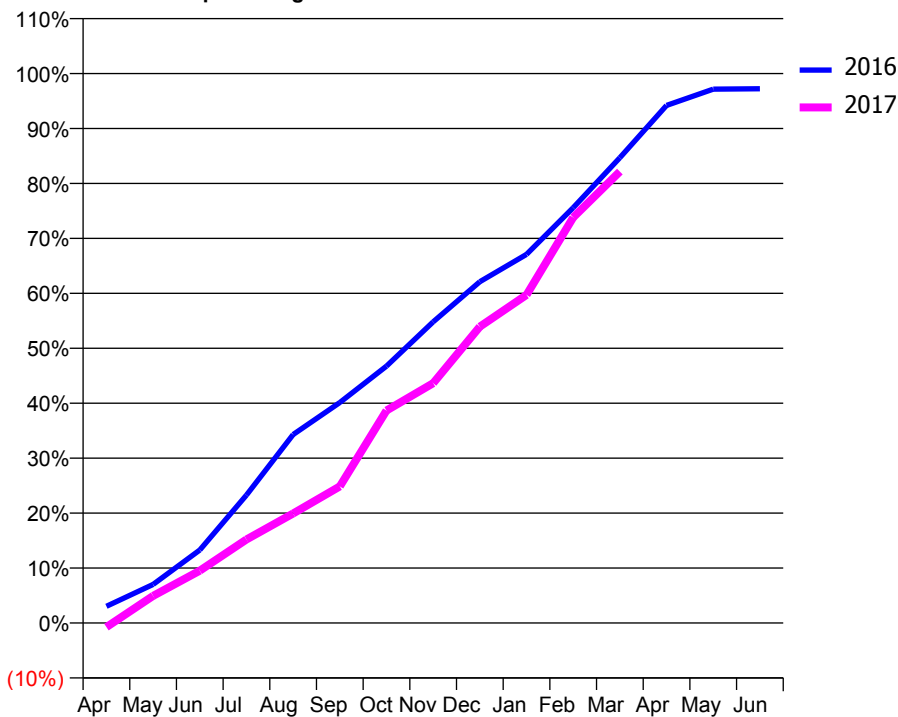
ACCESS*

Patients seen in 24 months	Total	Change since previous quarter
Quarter ending March 2016	3,672	
Quarter ending June 2016	3,586	↓
Quarter ending September 2016	3,486	↓
Quarter ending December 2016	3,432	↓
Quarter ending March 2017	3,423	→
Variance since March 2016	(6.8%)	↓



ACTIVITY

Cumulative percentage of contracted UDA delivered 2016 & 2017



Month	Adjusted Scheduled Activity (UDA)	
	2016	2017
April	368	-94
May	851	597
June	1,607	1,151
July	2,813	1,839
August	4,146	2,410
September	4,849	3,005
October	5,649	4,675
November	6,625	5,274
December	7,507	6,519
January	8,110	7,218
February	9,136	8,921
March	10,235	9,930
April	11,384	
May	11,742	
June	11,752	

QUALITY

	Quantity	Base Number	Contract	AT	Region	England
% of FP17s for the same patient ID Re-attending within 3 months - Children	102	881	11.6%	12.9%	13.3%	12.3%
% of FP17s for the same patient ID Re-attending within 3 months - Adults	1,060	3,316	32.0%	17.6%	17.3%	16.7%
% of FP17s for the same patient ID Re-attending between 3 & 9 months - Children	228	881	25.9%	56.2%	58.9%	57.6%
% of FP17s for the same patient ID Re-attending between 3 & 9 months - Adults	854	3,316	25.8%	49.9%	52.2%	50.1%
% of FP17s for Band 1 Urgent Courses	571	3,662	15.6%	10.4%	9.2%	9.1%
% of FP17s Relating to Free Repair or Replacements	59	3,662	1.6%	0.9%	1.0%	0.8%
% of FP17s Relating to Continuations	151	3,662	4.1%	1.3%	1.4%	1.2%
% of Patients satisfied with the dentistry they have received	4	4	N/A	92.1%	93.1%	92.8%
% of Patients satisfied with the time they had to wait for an appointment	4	4	N/A	88.1%	89.5%	88.7%

* This is based on patients treated on this contract for their most recent course of treatment. Figures in italics indicate the base number of FP17s or Patient Questionnaire responses are less than 100. N/A is shown where the base number of responses is less than 10 during the period. % is calculated as Quantity/Base number*100

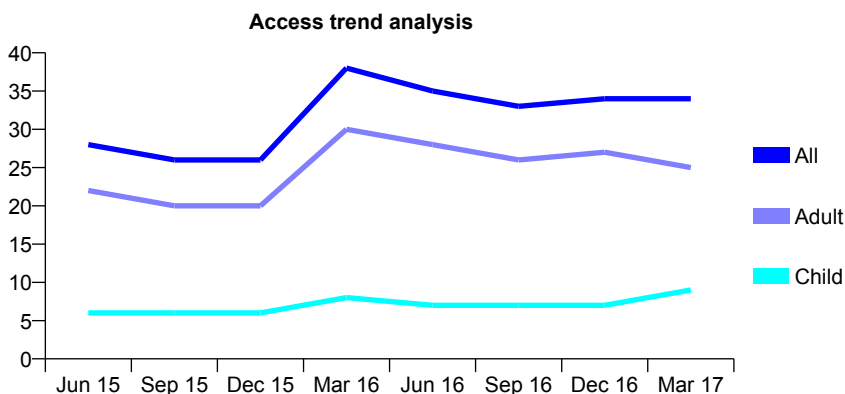
Q46 - Vital Signs At a Glance Contract Report for 632686/0001 - March 2017

Name or company name	MR M HAFFNER
Contract type name	GDS Contract
Purpose of contract	General
Contract start date	01/04/2006
Contract end date	

16/17 Contracted general activity (UDA)	100
Carry forward general activity (UDA)	0
16/17 Contracted orthodontic activity (UOA)	0
Carry forward orthodontic activity (UOA)	0
Baseline contract value	£1,908.81

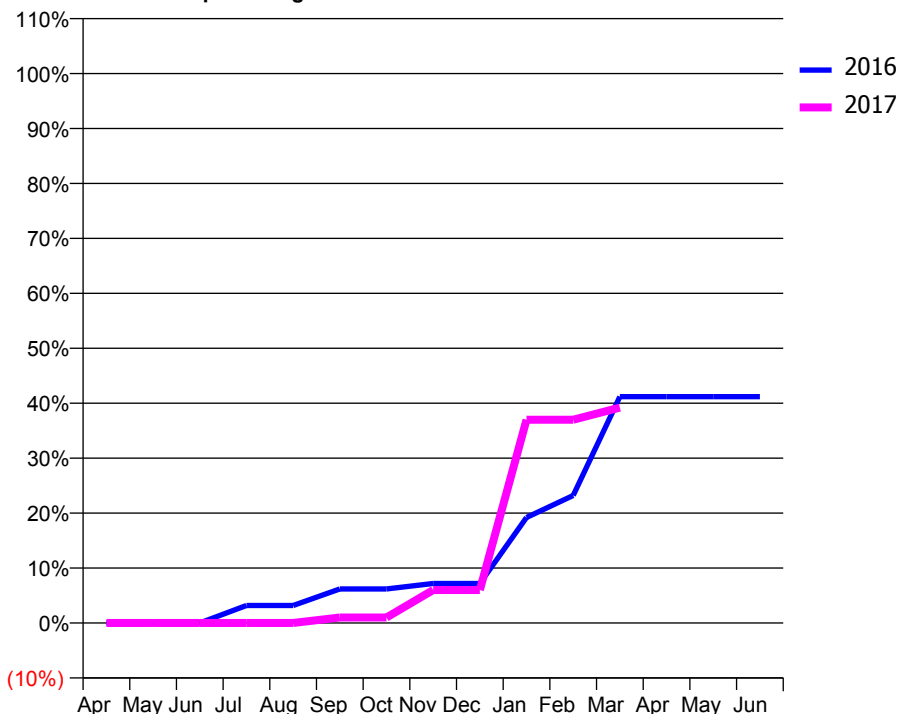
ACCESS*

Patients seen in 24 months	Total	Change since previous quarter
Quarter ending March 2016	38	
Quarter ending June 2016	35	↓
Quarter ending September 2016	33	↓
Quarter ending December 2016	34	↑
Quarter ending March 2017	34	→
Variance since March 2016	(10.5%)	↓



ACTIVITY

Cumulative percentage of contracted UDA delivered 2016 & 2017



Month	Adjusted Scheduled Activity (UDA)	
	2016	2017
April	0	0
May	0	0
June	0	0
July	3	0
August	3	0
September	6	1
October	6	1
November	7	6
December	7	6
January	19	37
February	23	37
March	41	39
April	41	
May	41	
June	41	

QUALITY

	Quantity	Base Number	Contract	AT	Region	England
% of FP17s for the same patient ID Re-attending within 3 months - Children	0	7	0.0%	12.9%	13.3%	12.3%
% of FP17s for the same patient ID Re-attending within 3 months - Adults	1	23	4.3%	17.6%	17.3%	16.7%
% of FP17s for the same patient ID Re-attending between 3 & 9 months - Children	1	7	14.3%	56.2%	58.9%	57.6%
% of FP17s for the same patient ID Re-attending between 3 & 9 months - Adults	9	23	39.1%	49.9%	52.2%	50.1%
% of FP17s for Band 1 Urgent Courses	1	20	5.0%	10.4%	9.2%	9.1%
% of FP17s Relating to Free Repair or Replacements	0	20	0.0%	0.9%	1.0%	0.8%
% of FP17s Relating to Continuations	0	20	0.0%	1.3%	1.4%	1.2%
% of Patients satisfied with the dentistry they have received	0	0	N/A	92.1%	93.1%	92.8%
% of Patients satisfied with the time they had to wait for an appointment	0	0	N/A	88.1%	89.5%	88.7%

* This is based on patients treated on this contract for their most recent course of treatment. Figures in italics indicate the base number of FP17s or Patient Questionnaire responses are less than 100. N/A is shown where the base number of responses is less than 10 during the period. % is calculated as Quantity/Base number*100

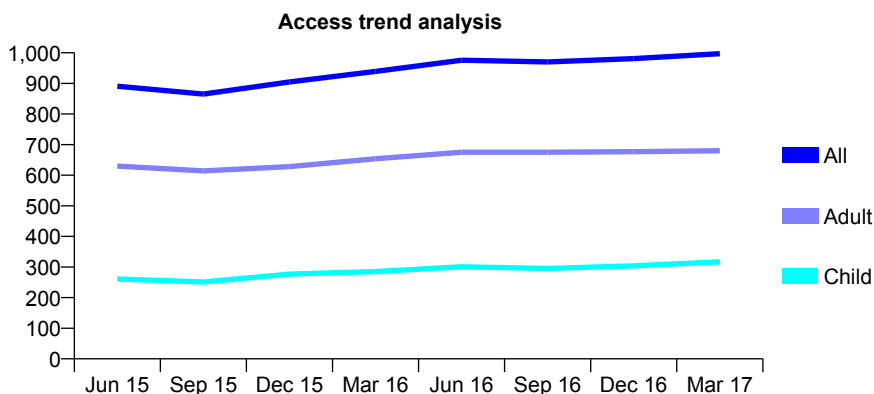
Q46 - Vital Signs At a Glance Contract Report for 635529/0001 - March 2017

Name or company name	MR DI LLEWELLYN
Contract type name	GDS Contract
Purpose of contract	General
Contract start date	01/04/2006
Contract end date	

16/17 Contracted general activity (UDA)	3,000
Carry forward general activity (UDA)	-41
16/17 Contracted orthodontic activity (UOA)	0
Carry forward orthodontic activity (UOA)	0
Baseline contract value	£97,137.27

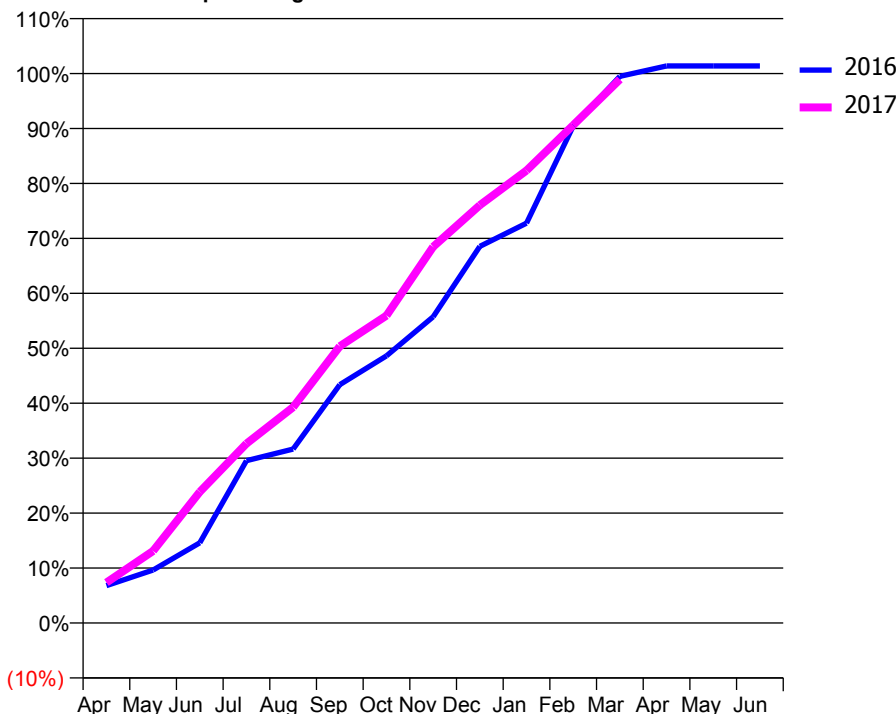
ACCESS*

Patients seen in 24 months	Total	Change since previous quarter
Quarter ending March 2016	939	
Quarter ending June 2016	976	↑
Quarter ending September 2016	970	→
Quarter ending December 2016	981	→
Quarter ending March 2017	997	→
Variance since March 2016	6.2%	↑



ACTIVITY

Cumulative percentage of contracted UDA delivered 2016 & 2017



Month	Adjusted Scheduled Activity (UDA)	
	2016	2017
April	204	221
May	290	393
June	438	716
July	886	980
August	950	1,179
September	1,302	1,511
October	1,459	1,678
November	1,672	2,054
December	2,056	2,281
January	2,183	2,470
February	2,713	2,718
March	2,985	2,967
April	3,041	
May	3,041	
June	3,041	

QUALITY

	Quantity	Base Number	Contract	AT	Region	England
% of FP17s for the same patient ID Re-attending within 3 months - Children	39	447	8.7%	12.9%	13.3%	12.3%
% of FP17s for the same patient ID Re-attending within 3 months - Adults	135	735	18.4%	17.6%	17.3%	16.7%
% of FP17s for the same patient ID Re-attending between 3 & 9 months - Children	237	447	53.0%	56.2%	58.9%	57.6%
% of FP17s for the same patient ID Re-attending between 3 & 9 months - Adults	219	735	29.8%	49.9%	52.2%	50.1%
% of FP17s for Band 1 Urgent Courses	62	1,153	5.4%	10.4%	9.2%	9.1%
% of FP17s Relating to Free Repair or Replacements	0	1,153	0.0%	0.9%	1.0%	0.8%
% of FP17s Relating to Continuations	12	1,153	1.0%	1.3%	1.4%	1.2%
% of Patients satisfied with the dentistry they have received	1	1	N/A	92.1%	93.1%	92.8%
% of Patients satisfied with the time they had to wait for an appointment	1	1	N/A	88.1%	89.5%	88.7%

* This is based on patients treated on this contract for their most recent course of treatment. Figures in italics indicate the base number of FP17s or Patient Questionnaire responses are less than 100. N/A is shown where the base number of responses is less than 10 during the period. % is calculated as Quantity/Base number*100

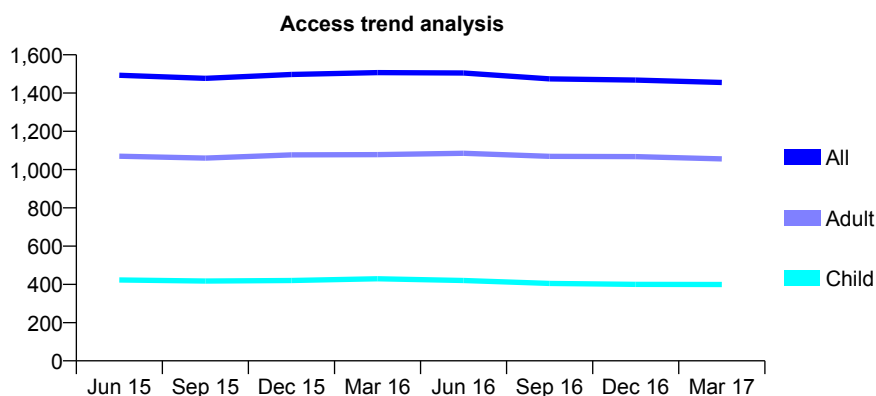
Q46 - Vital Signs At a Glance Contract Report for 638927/0001 - March 2017

Name or company name	MR IA MIRZA
Contract type name	GDS Contract
Purpose of contract	General
Contract start date	01/04/2006
Contract end date	

16/17 Contracted general activity (UDA)	6,277
Carry forward general activity (UDA)	-126
16/17 Contracted orthodontic activity (UOA)	0
Carry forward orthodontic activity (UOA)	0
Baseline contract value	£199,615.48

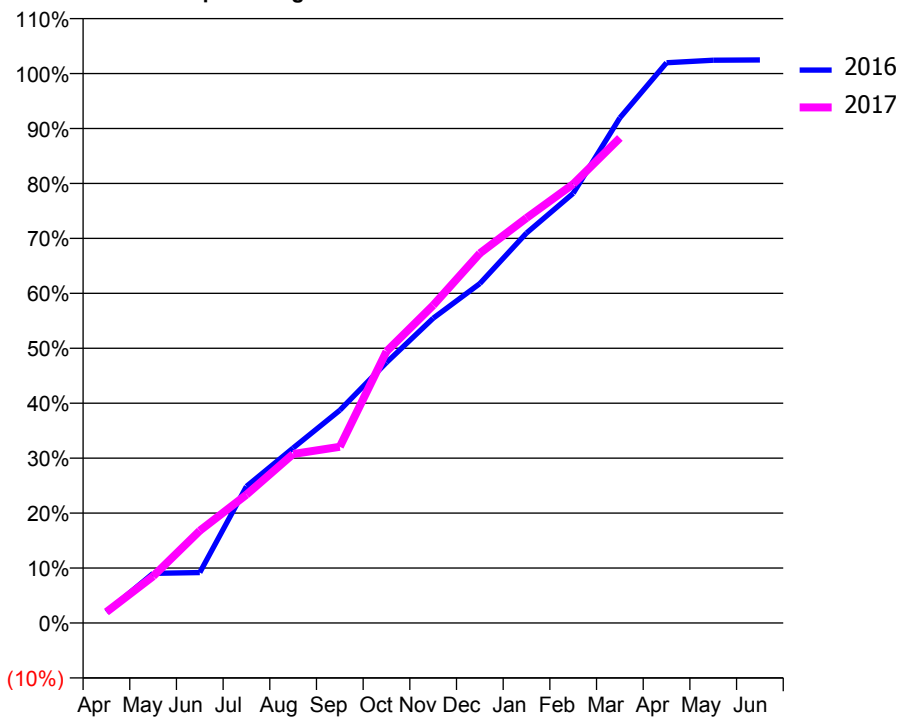
ACCESS*

Patients seen in 24 months	Total	Change since previous quarter
Quarter ending March 2016	1,507	
Quarter ending June 2016	1,505	→
Quarter ending September 2016	1,474	↓
Quarter ending December 2016	1,468	→
Quarter ending March 2017	1,455	→
Variance since March 2016	(3.5%)	↓



ACTIVITY

Cumulative percentage of contracted UDA delivered 2016 & 2017



QUALITY

	Quantity	Base Number	Contract	AT	Region	England
% of FP17s for the same patient ID Re-attending within 3 months - Children	65	617	10.5%	12.9%	13.3%	12.3%
% of FP17s for the same patient ID Re-attending within 3 months - Adults	396	1,649	24.0%	17.6%	17.3%	16.7%
% of FP17s for the same patient ID Re-attending between 3 & 9 months - Children	372	617	60.3%	56.2%	58.9%	57.6%
% of FP17s for the same patient ID Re-attending between 3 & 9 months - Adults	788	1,649	47.8%	49.9%	52.2%	50.1%
% of FP17s for Band 1 Urgent Courses	207	2,040	10.1%	10.4%	9.2%	9.1%
% of FP17s Relating to Free Repair or Replacements	17	2,040	0.8%	0.9%	1.0%	0.8%
% of FP17s Relating to Continuations	20	2,040	1.0%	1.3%	1.4%	1.2%
% of Patients satisfied with the dentistry they have received	0	0	N/A	92.1%	93.1%	92.8%
% of Patients satisfied with the time they had to wait for an appointment	0	0	N/A	88.1%	89.5%	88.7%

* This is based on patients treated on this contract for their most recent course of treatment. Figures in italics indicate the base number of FP17s or Patient Questionnaire responses are less than 100. N/A is shown where the base number of responses is less than 10 during the period. % is calculated as Quantity/Base number*100

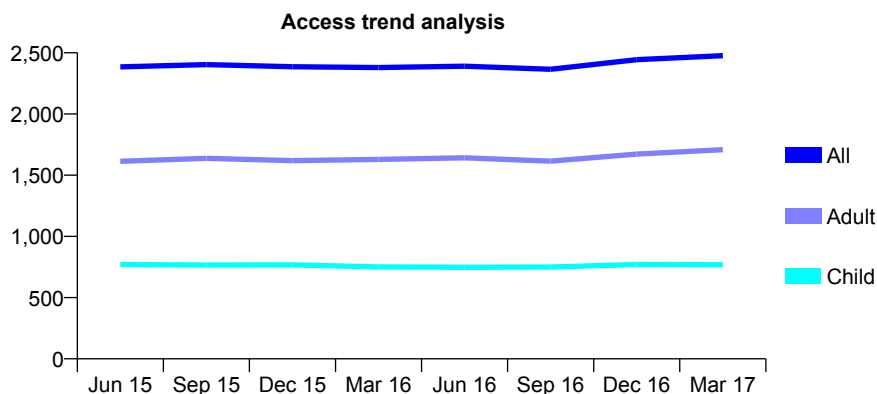
Q46 - Vital Signs At a Glance Contract Report for 639125/0001 - March 2017

Name or company name	MR ND SLATTERY
Contract type name	GDS Contract
Purpose of contract	General
Contract start date	01/04/2006
Contract end date	

16/17 Contracted general activity (UDA)	9,042
Carry forward general activity (UDA)	-181
16/17 Contracted orthodontic activity (UOA)	0
Carry forward orthodontic activity (UOA)	0
Baseline contract value	£401,306.97

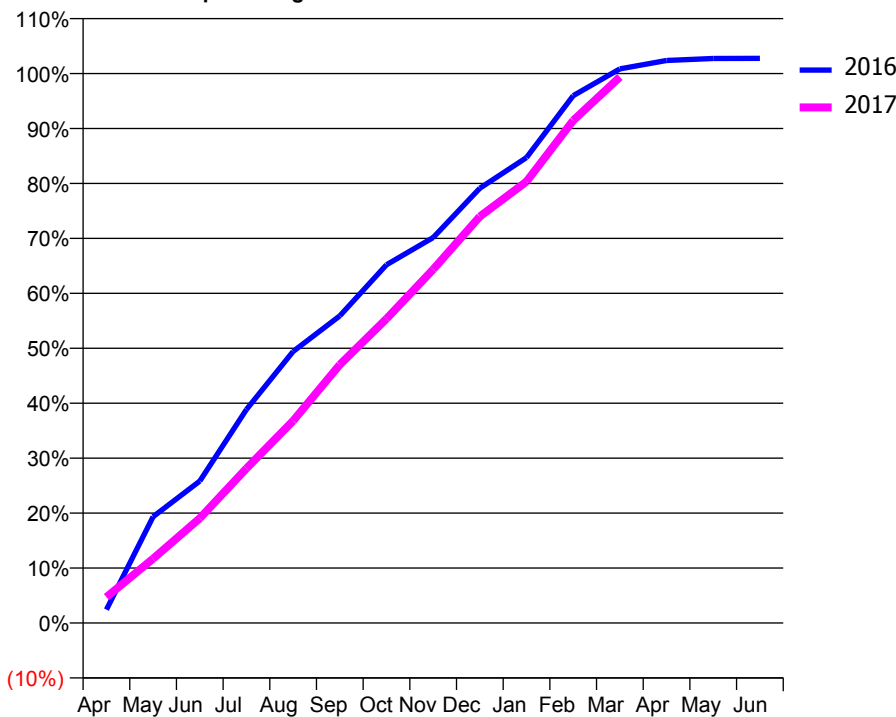
ACCESS*

Patients seen in 24 months	Total	Change since previous quarter
Quarter ending March 2016	2,380	
Quarter ending June 2016	2,390	→
Quarter ending September 2016	2,365	↓
Quarter ending December 2016	2,444	↑
Quarter ending March 2017	2,477	→
Variance since March 2016	4.1%	↑



ACTIVITY

Cumulative percentage of contracted UDA delivered 2016 & 2017



Month	Adjusted Scheduled Activity (UDA)	
	2016	2017
April	220	427
May	1,751	1,059
June	2,336	1,724
July	3,514	2,544
August	4,468	3,327
September	5,053	4,252
October	5,895	5,006
November	6,343	5,818
December	7,153	6,688
January	7,659	7,265
February	8,677	8,270
March	9,119	8,985
April	9,256	
May	9,290	
June	9,291	

QUALITY

	Quantity	Base Number	Contract	AT	Region	England
% of FP17s for the same patient ID Re-attending within 3 months - Children	145	1,457	10.0%	12.9%	13.3%	12.3%
% of FP17s for the same patient ID Re-attending within 3 months - Adults	351	2,585	13.6%	17.6%	17.3%	16.7%
% of FP17s for the same patient ID Re-attending between 3 & 9 months - Children	972	1,457	66.7%	56.2%	58.9%	57.6%
% of FP17s for the same patient ID Re-attending between 3 & 9 months - Adults	1,352	2,585	52.3%	49.9%	52.2%	50.1%
% of FP17s for Band 1 Urgent Courses	53	3,979	1.3%	10.4%	9.2%	9.1%
% of FP17s Relating to Free Repair or Replacements	12	3,979	0.3%	0.9%	1.0%	0.8%
% of FP17s Relating to Continuations	26	3,979	0.7%	1.3%	1.4%	1.2%
% of Patients satisfied with the dentistry they have received	2	2	N/A	92.1%	93.1%	92.8%
% of Patients satisfied with the time they had to wait for an appointment	2	2	N/A	88.1%	89.5%	88.7%

* This is based on patients treated on this contract for their most recent course of treatment. Figures in italics indicate the base number of FP17s or Patient Questionnaire responses are less than 100. N/A is shown where the base number of responses is less than 10 during the period. % is calculated as Quantity/Base number*100

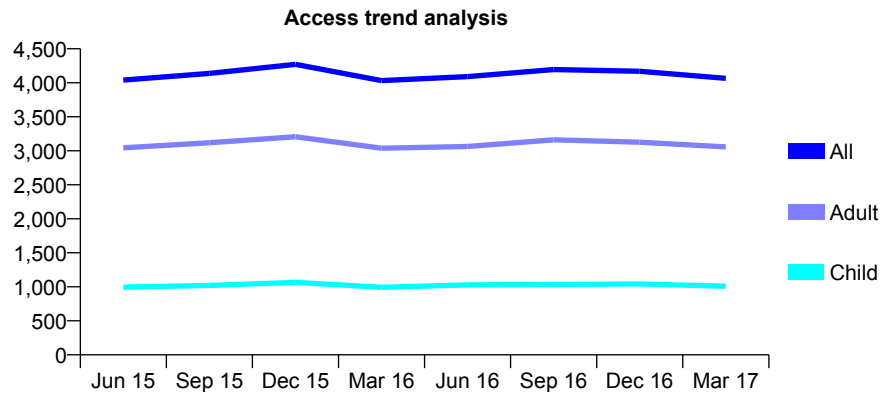
Q46 - Vital Signs At a Glance Contract Report for 643394/0001 - March 2017

Name or company name	MR M GREEN
Contract type name	GDS Contract
Purpose of contract	General
Contract start date	01/04/2006
Contract end date	

16/17 Contracted general activity (UDA)	11,651
Carry forward general activity (UDA)	159
16/17 Contracted orthodontic activity (UOA)	0
Carry forward orthodontic activity (UOA)	0
Baseline contract value	£330,766.49

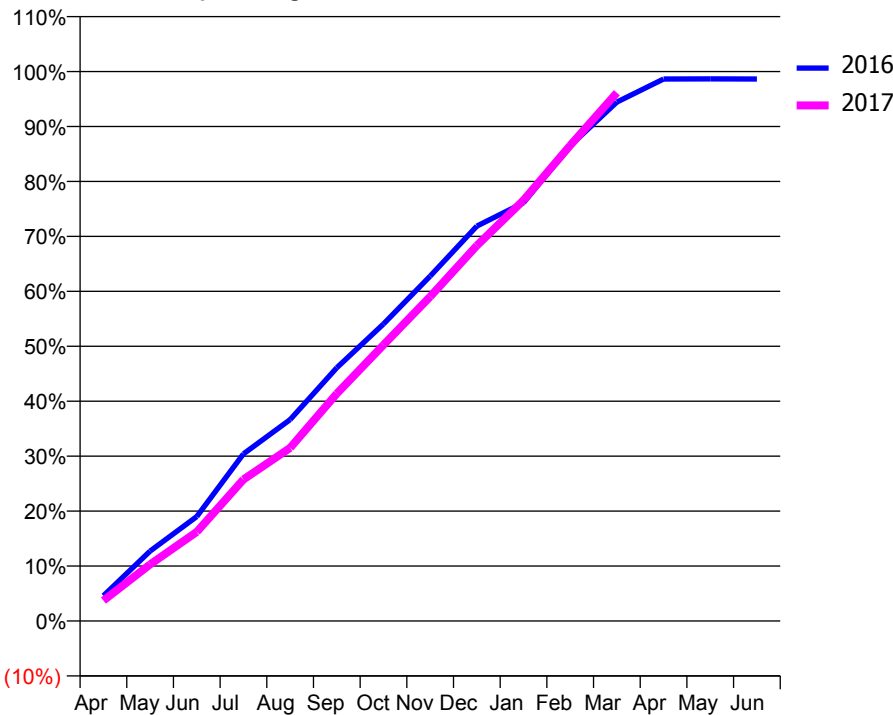
ACCESS*

Patients seen in 24 months	Total	Change since previous quarter
Quarter ending March 2016	4,033	
Quarter ending June 2016	4,092	→
Quarter ending September 2016	4,196	↑
Quarter ending December 2016	4,170	→
Quarter ending March 2017	4,065	↓
Variance since March 2016	0.8%	→



ACTIVITY

Cumulative percentage of contracted UDA delivered 2016 & 2017



Month	Adjusted Scheduled Activity (UDA)	
	2016	2017
April	535	435
May	1,483	1,201
June	2,216	1,891
July	3,544	3,001
August	4,269	3,670
September	5,371	4,823
October	6,299	5,854
November	7,314	6,879
December	8,374	7,960
January	8,869	8,921
February	10,076	10,084
March	11,004	11,202
April	11,492	
May	11,493	
June	11,492	

QUALITY

	Quantity	Base Number	Contract	AT	Region	England
% of FP17s for the same patient ID Re-attending within 3 months - Children	204	1,995	10.2%	12.9%	13.3%	12.3%
% of FP17s for the same patient ID Re-attending within 3 months - Adults	770	4,498	17.1%	17.6%	17.3%	16.7%
% of FP17s for the same patient ID Re-attending between 3 & 9 months - Children	1,139	1,995	57.1%	56.2%	58.9%	57.6%
% of FP17s for the same patient ID Re-attending between 3 & 9 months - Adults	1,482	4,498	32.9%	49.9%	52.2%	50.1%
% of FP17s for Band 1 Urgent Courses	778	6,251	12.4%	10.4%	9.2%	9.1%
% of FP17s Relating to Free Repair or Replacements	35	6,251	0.6%	0.9%	1.0%	0.8%
% of FP17s Relating to Continuations	115	6,251	1.8%	1.3%	1.4%	1.2%
% of Patients satisfied with the dentistry they have received	2	2	N/A	92.1%	93.1%	92.8%
% of Patients satisfied with the time they had to wait for an appointment	2	2	N/A	88.1%	89.5%	88.7%

* This is based on patients treated on this contract for their most recent course of treatment. Figures in italics indicate the base number of FP17s or Patient Questionnaire responses are less than 100. N/A is shown where the base number of responses is less than 10 during the period. % is calculated as Quantity/Base number*100

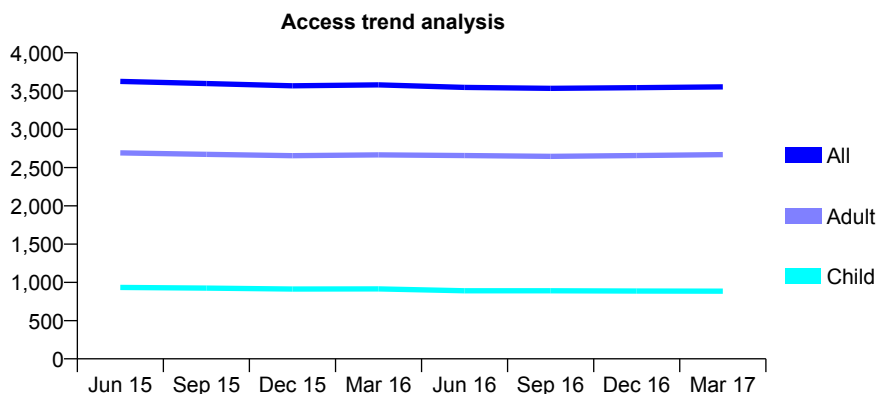
Q46 - Vital Signs At a Glance Contract Report for 643408/0001 - March 2017

Name or company name	MR DP LUSTMAN
Contract type name	GDS Contract
Purpose of contract	General
Contract start date	01/04/2006
Contract end date	

16/17 Contracted general activity (UDA)	11,485
Carry forward general activity (UDA)	78
16/17 Contracted orthodontic activity (UOA)	0
Carry forward orthodontic activity (UOA)	0
Baseline contract value	£283,932.45

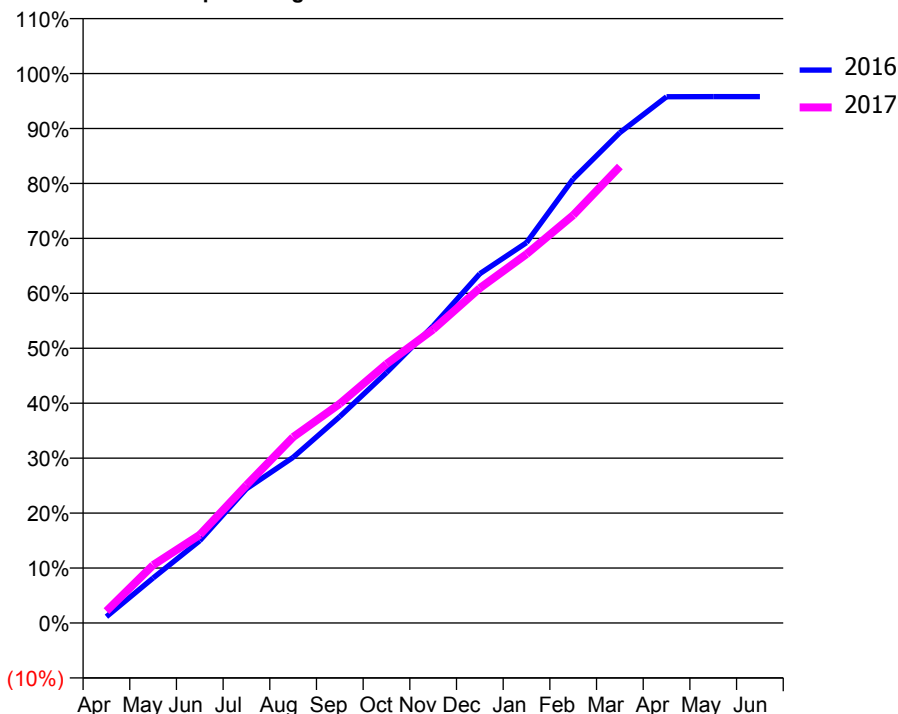
ACCESS*

Patients seen in 24 months	Total	Change since previous quarter
Quarter ending March 2016	3,580	
Quarter ending June 2016	3,547	→
Quarter ending September 2016	3,535	→
Quarter ending December 2016	3,544	→
Quarter ending March 2017	3,554	→
Variance since March 2016	(0.7%)	→



ACTIVITY

Cumulative percentage of contracted UDA delivered 2016 & 2017



Month	Adjusted Scheduled Activity (UDA)	
	2016	2017
April	131	249
May	940	1,211
June	1,720	1,844
July	2,804	2,883
August	3,462	3,887
September	4,317	4,584
October	5,232	5,414
November	6,212	6,137
December	7,302	6,999
January	7,950	7,710
February	9,282	8,524
March	10,249	9,543
April	11,000	
May	11,002	
June	11,002	

QUALITY

	Quantity	Base Number	Contract	AT	Region	England
% of FP17s for the same patient ID Re-attending within 3 months - Children	123	1,394	8.8%	12.9%	13.3%	12.3%
% of FP17s for the same patient ID Re-attending within 3 months - Adults	693	4,162	16.7%	17.6%	17.3%	16.7%
% of FP17s for the same patient ID Re-attending between 3 & 9 months - Children	857	1,394	61.5%	56.2%	58.9%	57.6%
% of FP17s for the same patient ID Re-attending between 3 & 9 months - Adults	2,500	4,162	60.1%	49.9%	52.2%	50.1%
% of FP17s for Band 1 Urgent Courses	397	5,188	7.7%	10.4%	9.2%	9.1%
% of FP17s Relating to Free Repair or Replacements	29	5,188	0.6%	0.9%	1.0%	0.8%
% of FP17s Relating to Continuations	84	5,188	1.6%	1.3%	1.4%	1.2%
% of Patients satisfied with the dentistry they have received	5	5	N/A	92.1%	93.1%	92.8%
% of Patients satisfied with the time they had to wait for an appointment	5	5	N/A	88.1%	89.5%	88.7%

* This is based on patients treated on this contract for their most recent course of treatment. Figures in italics indicate the base number of FP17s or Patient Questionnaire responses are less than 100. N/A is shown where the base number of responses is less than 10 during the period. % is calculated as Quantity/Base number*100

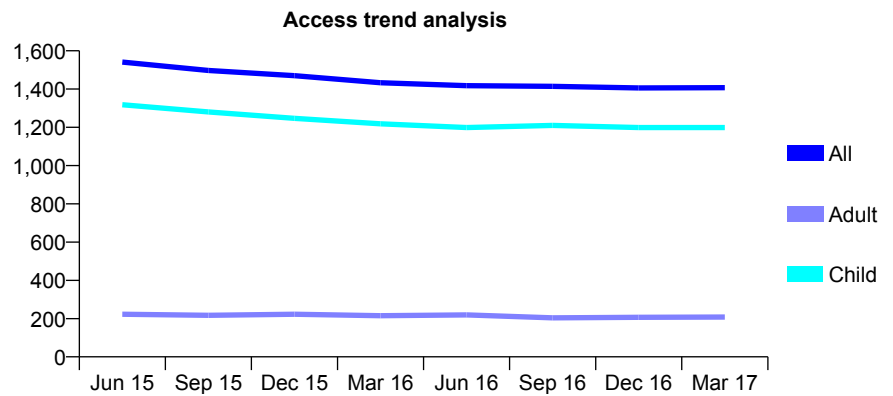
Q46 - Vital Signs At a Glance Contract Report for 643548/0001 - March 2017

Name or company name	MR RW SIMKINS
Contract type name	GDS Contract
Purpose of contract	General
Contract start date	01/04/2006
Contract end date	

16/17 Contracted general activity (UDA)	5,300
Carry forward general activity (UDA)	0
16/17 Contracted orthodontic activity (UOA)	0
Carry forward orthodontic activity (UOA)	0
Baseline contract value	£131,156.80

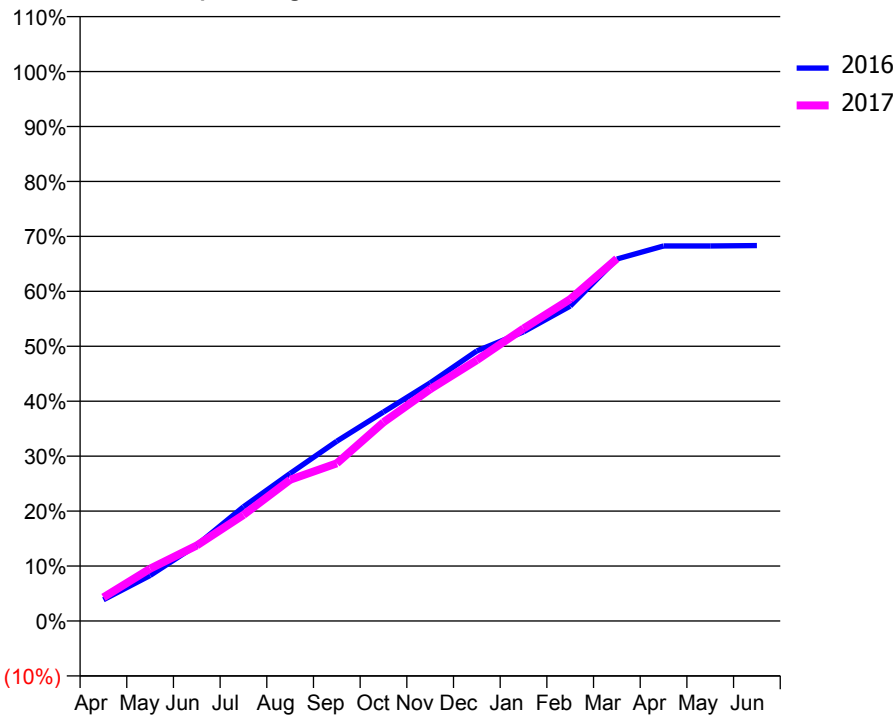
ACCESS*

Patients seen in 24 months	Total	Change since previous quarter
Quarter ending March 2016	1,433	
Quarter ending June 2016	1,418	↓
Quarter ending September 2016	1,414	→
Quarter ending December 2016	1,406	→
Quarter ending March 2017	1,407	→
Variance since March 2016	(1.8%)	↓



ACTIVITY

Cumulative percentage of contracted UDA delivered 2016 & 2017



Month	Adjusted Scheduled Activity (UDA)	
	2016	2017
April	205	229
May	439	505
June	733	729
July	1,101	1,023
August	1,423	1,362
September	1,735	1,521
October	2,016	1,916
November	2,297	2,237
December	2,605	2,516
January	2,789	2,822
February	3,038	3,104
March	3,491	3,495
April	3,618	
May	3,618	
June	3,621	

QUALITY

	Quantity	Base Number	Contract	AT	Region	England
% of FP17s for the same patient ID Re-attending within 3 months - Children	276	2,192	12.6%	12.9%	13.3%	12.3%
% of FP17s for the same patient ID Re-attending within 3 months - Adults	11	84	13.1%	17.6%	17.3%	16.7%
% of FP17s for the same patient ID Re-attending between 3 & 9 months - Children	1,326	2,192	60.5%	56.2%	58.9%	57.6%
% of FP17s for the same patient ID Re-attending between 3 & 9 months - Adults	53	84	63.1%	49.9%	52.2%	50.1%
% of FP17s for Band 1 Urgent Courses	154	2,188	7.0%	10.4%	9.2%	9.1%
% of FP17s Relating to Free Repair or Replacements	0	2,188	0.0%	0.9%	1.0%	0.8%
% of FP17s Relating to Continuations	0	2,188	0.0%	1.3%	1.4%	1.2%
% of Patients satisfied with the dentistry they have received	7	7	N/A	92.1%	93.1%	92.8%
% of Patients satisfied with the time they had to wait for an appointment	6	7	N/A	88.1%	89.5%	88.7%

* This is based on patients treated on this contract for their most recent course of treatment. Figures in italics indicate the base number of FP17s or Patient Questionnaire responses are less than 100. N/A is shown where the base number of responses is less than 10 during the period. % is calculated as Quantity/Base number*100

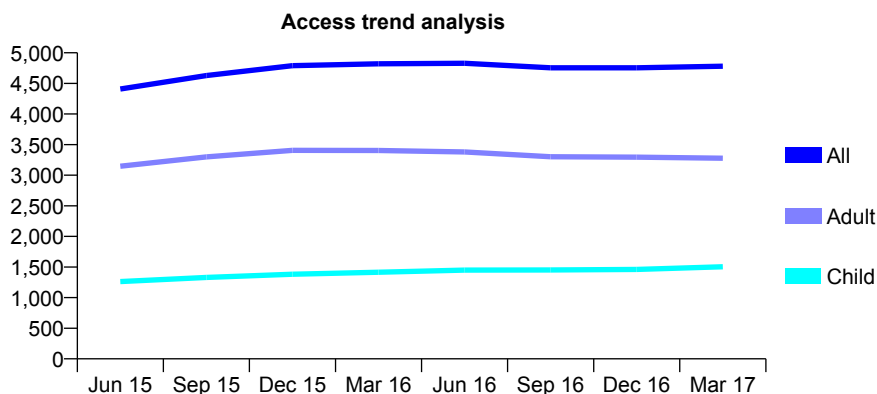
Q46 - Vital Signs At a Glance Contract Report for 643602/0001 - March 2017

Name or company name	MR EF FISHER
Contract type name	GDS Contract
Purpose of contract	General
Contract start date	30/10/2006
Contract end date	

16/17 Contracted general activity (UDA)	15,273
Carry forward general activity (UDA)	0
16/17 Contracted orthodontic activity (UOA)	0
Carry forward orthodontic activity (UOA)	0
Baseline contract value	£390,471.21

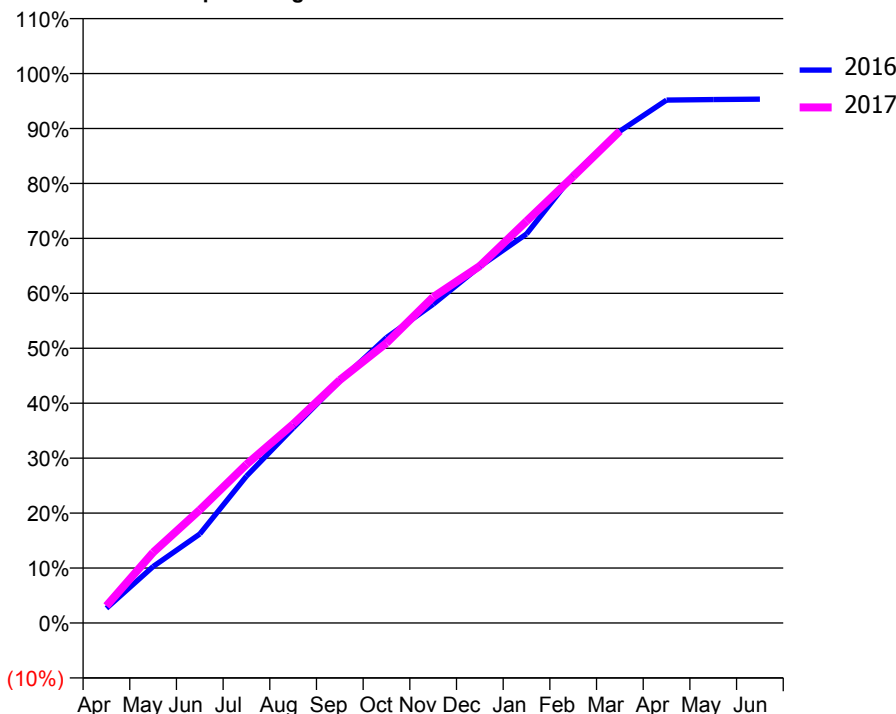
ACCESS*

Patients seen in 24 months	Total	Change since previous quarter
Quarter ending March 2016	4,821	
Quarter ending June 2016	4,829	→
Quarter ending September 2016	4,755	↓
Quarter ending December 2016	4,755	→
Quarter ending March 2017	4,782	→
Variance since March 2016	(0.8%)	→



ACTIVITY

Cumulative percentage of contracted UDA delivered 2016 & 2017



Month	Adjusted Scheduled Activity (UDA)	
	2016	2017
April	408	475
May	1,570	1,962
June	2,473	3,146
July	4,081	4,407
August	5,421	5,529
September	6,730	6,755
October	7,934	7,781
November	8,859	9,062
December	9,907	9,922
January	10,812	11,170
February	12,454	12,410
March	13,669	13,675
April	14,533	
May	14,548	
June	14,561	

QUALITY

	Quantity	Base Number	Contract	AT	Region	England
% of FP17s for the same patient ID Re-attending within 3 months - Children	202	1,987	10.2%	12.9%	13.3%	12.3%
% of FP17s for the same patient ID Re-attending within 3 months - Adults	1,094	4,539	24.1%	17.6%	17.3%	16.7%
% of FP17s for the same patient ID Re-attending between 3 & 9 months - Children	916	1,987	46.1%	56.2%	58.9%	57.6%
% of FP17s for the same patient ID Re-attending between 3 & 9 months - Adults	1,903	4,539	41.9%	49.9%	52.2%	50.1%
% of FP17s for Band 1 Urgent Courses	1,066	6,231	17.1%	10.4%	9.2%	9.1%
% of FP17s Relating to Free Repair or Replacements	110	6,231	1.8%	0.9%	1.0%	0.8%
% of FP17s Relating to Continuations	195	6,231	3.1%	1.3%	1.4%	1.2%
% of Patients satisfied with the dentistry they have received	2	3	N/A	92.1%	93.1%	92.8%
% of Patients satisfied with the time they had to wait for an appointment	2	3	N/A	88.1%	89.5%	88.7%

* This is based on patients treated on this contract for their most recent course of treatment. Figures in italics indicate the base number of FP17s or Patient Questionnaire responses are less than 100. N/A is shown where the base number of responses is less than 10 during the period. % is calculated as Quantity/Base number*100

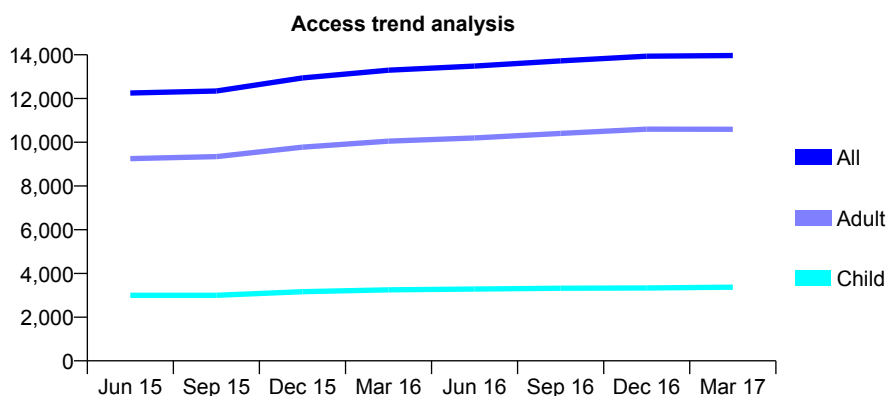
Q46 - Vital Signs At a Glance Contract Report for 649864/0001 - March 2017

Name or company name	MR AH BELL
Contract type name	GDS Contract
Purpose of contract	General
Contract start date	01/04/2006
Contract end date	

16/17 Contracted general activity (UDA)	36,956
Carry forward general activity (UDA)	-667
16/17 Contracted orthodontic activity (UOA)	0
Carry forward orthodontic activity (UOA)	0
Baseline contract value	£1,107,584.66

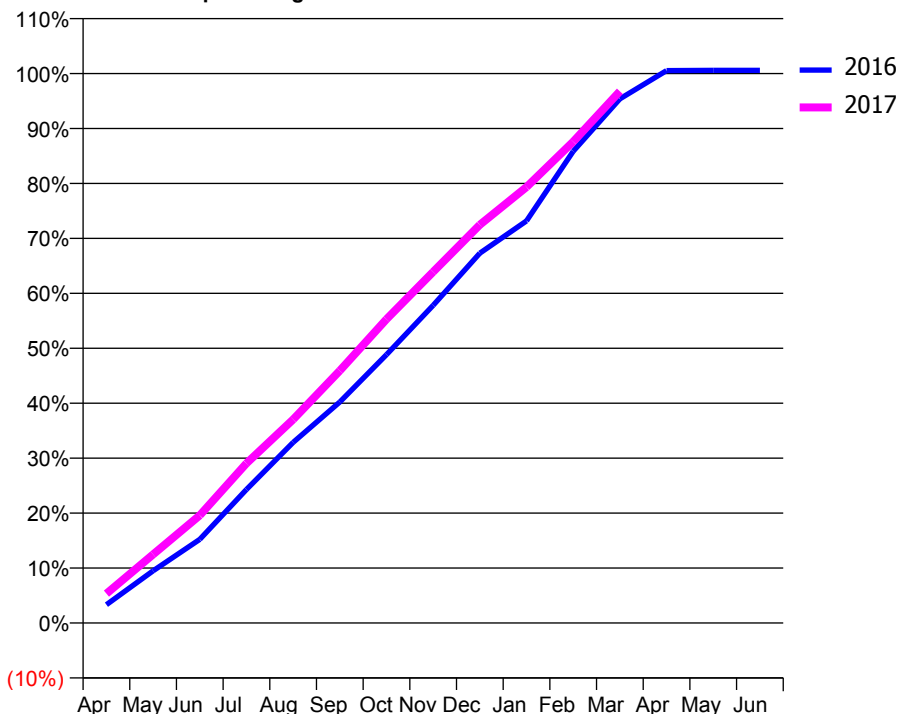
ACCESS*

Patients seen in 24 months	Total	Change since previous quarter
Quarter ending March 2016	13,298	
Quarter ending June 2016	13,486	→
Quarter ending September 2016	13,725	→
Quarter ending December 2016	13,933	→
Quarter ending March 2017	13,968	→
Variance since March 2016	5.0%	↑



ACTIVITY

Cumulative percentage of contracted UDA delivered 2016 & 2017



Month	Adjusted Scheduled Activity (UDA)	
	2016	2017
April	1,235	1,979
May	3,514	4,615
June	5,627	7,240
July	8,984	10,736
August	12,146	13,688
September	14,868	16,976
October	18,051	20,431
November	21,363	23,619
December	24,871	26,786
January	27,043	29,324
February	31,722	32,370
March	35,253	35,756
April	37,154	
May	37,165	
June	37,168	

QUALITY

	Quantity	Base Number	Contract	AT	Region	England
% of FP17s for the same patient ID Re-attending within 3 months - Children	432	4,840	8.9%	12.9%	13.3%	12.3%
% of FP17s for the same patient ID Re-attending within 3 months - Adults	1,975	14,071	14.0%	17.6%	17.3%	16.7%
% of FP17s for the same patient ID Re-attending between 3 & 9 months - Children	2,434	4,840	50.3%	56.2%	58.9%	57.6%
% of FP17s for the same patient ID Re-attending between 3 & 9 months - Adults	6,402	14,071	45.5%	49.9%	52.2%	50.1%
% of FP17s for Band 1 Urgent Courses	2,014	18,114	11.1%	10.4%	9.2%	9.1%
% of FP17s Relating to Free Repair or Replacements	172	18,114	0.9%	0.9%	1.0%	0.8%
% of FP17s Relating to Continuations	258	18,114	1.4%	1.3%	1.4%	1.2%
% of Patients satisfied with the dentistry they have received	13	15	86.7%	92.1%	93.1%	92.8%
% of Patients satisfied with the time they had to wait for an appointment	15	15	100.0%	88.1%	89.5%	88.7%

* This is based on patients treated on this contract for their most recent course of treatment. Figures in italics indicate the base number of FP17s or Patient Questionnaire responses are less than 100. N/A is shown where the base number of responses is less than 10 during the period. % is calculated as Quantity/Base number*100

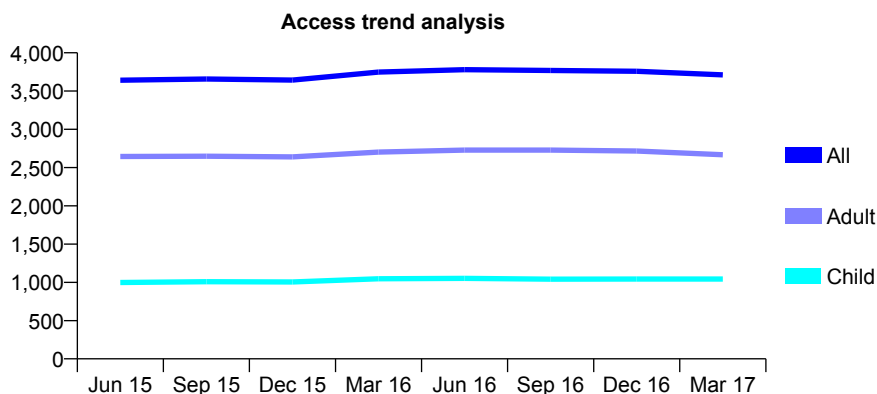
Q46 - Vital Signs At a Glance Contract Report for 653675/0001 - March 2017

Name or company name	MR WA JACK
Contract type name	GDS Contract
Purpose of contract	General
Contract start date	01/04/2006
Contract end date	

16/17 Contracted general activity (UDA)	9,559
Carry forward general activity (UDA)	10
16/17 Contracted orthodontic activity (UOA)	0
Carry forward orthodontic activity (UOA)	0
Baseline contract value	£304,728.25

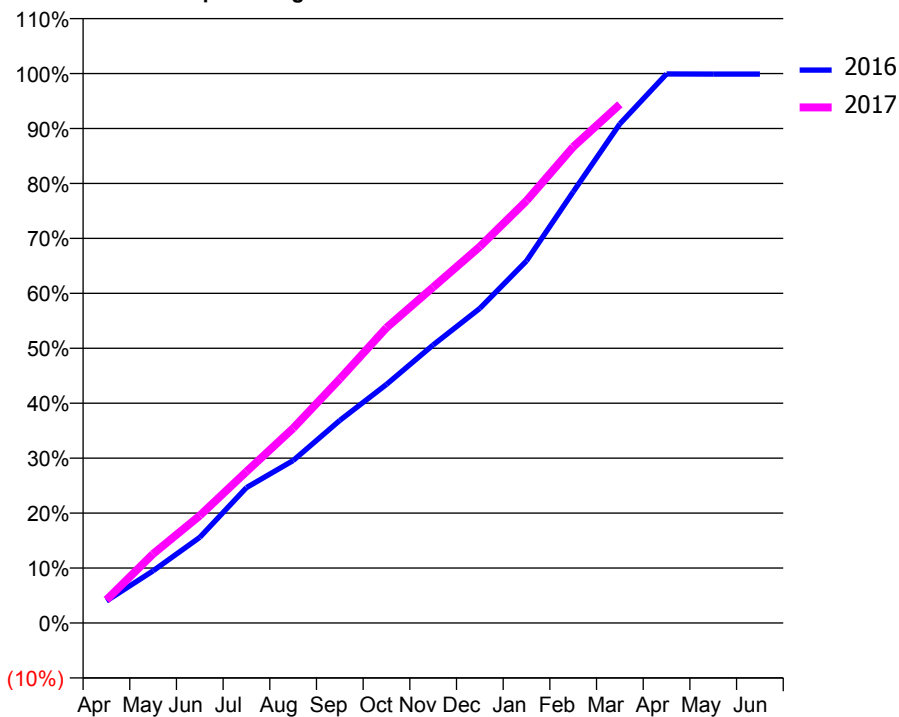
ACCESS*

Patients seen in 24 months	Total	Change since previous quarter
Quarter ending March 2016	3,748	
Quarter ending June 2016	3,779	→
Quarter ending September 2016	3,769	→
Quarter ending December 2016	3,759	→
Quarter ending March 2017	3,712	↓
Variance since March 2016	(1.0%)	→



ACTIVITY

Cumulative percentage of contracted UDA delivered 2016 & 2017



Month	Adjusted Scheduled Activity (UDA)	
	2016	2017
April	384	402
May	907	1,203
June	1,490	1,869
July	2,355	2,635
August	2,826	3,389
September	3,524	4,246
October	4,152	5,137
November	4,838	5,841
December	5,474	6,546
January	6,298	7,346
February	7,500	8,282
March	8,684	9,023
April	9,551	
May	9,549	
June	9,549	

QUALITY

	Quantity	Base Number	Contract	AT	Region	England
% of FP17s for the same patient ID Re-attending within 3 months - Children	205	1,454	14.1%	12.9%	13.3%	12.3%
% of FP17s for the same patient ID Re-attending within 3 months - Adults	901	3,588	25.1%	17.6%	17.3%	16.7%
% of FP17s for the same patient ID Re-attending between 3 & 9 months - Children	703	1,454	48.3%	56.2%	58.9%	57.6%
% of FP17s for the same patient ID Re-attending between 3 & 9 months - Adults	1,310	3,588	36.5%	49.9%	52.2%	50.1%
% of FP17s for Band 1 Urgent Courses	756	4,112	18.4%	10.4%	9.2%	9.1%
% of FP17s Relating to Free Repair or Replacements	67	4,112	1.6%	0.9%	1.0%	0.8%
% of FP17s Relating to Continuations	59	4,112	1.4%	1.3%	1.4%	1.2%
% of Patients satisfied with the dentistry they have received	4	4	N/A	92.1%	93.1%	92.8%
% of Patients satisfied with the time they had to wait for an appointment	4	4	N/A	88.1%	89.5%	88.7%

* This is based on patients treated on this contract for their most recent course of treatment. Figures in italics indicate the base number of FP17s or Patient Questionnaire responses are less than 100. N/A is shown where the base number of responses is less than 10 during the period. % is calculated as Quantity/Base number*100

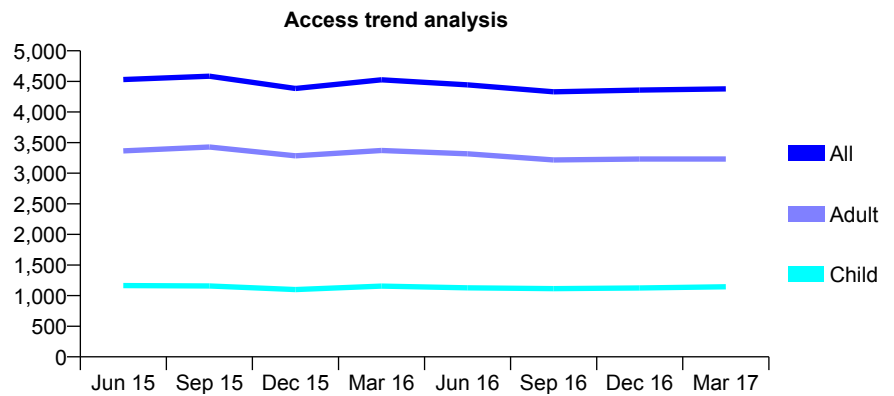
Q46 - Vital Signs At a Glance Contract Report for 654159/0001 - March 2017

Name or company name	MISS SA GREEN
Contract type name	GDS Contract
Purpose of contract	General
Contract start date	01/04/2006
Contract end date	

16/17 Contracted general activity (UDA)	11,993
Carry forward general activity (UDA)	40
16/17 Contracted orthodontic activity (UOA)	0
Carry forward orthodontic activity (UOA)	0
Baseline contract value	£327,787.04

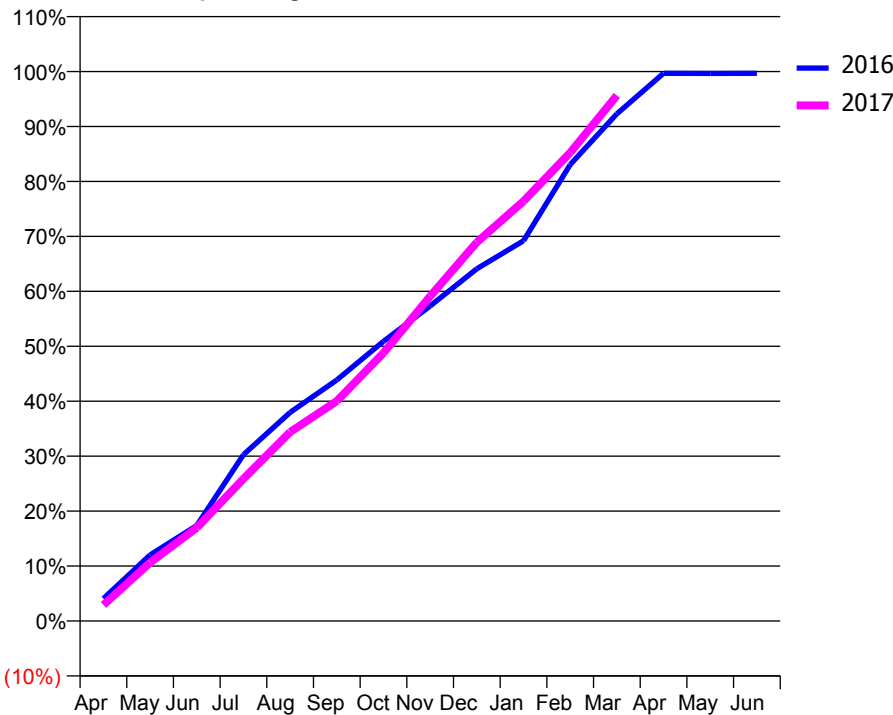
ACCESS*

Patients seen in 24 months	Total	Change since previous quarter
Quarter ending March 2016	4,526	
Quarter ending June 2016	4,443	↓
Quarter ending September 2016	4,331	↓
Quarter ending December 2016	4,358	→
Quarter ending March 2017	4,377	→
Variance since March 2016	(3.3%)	↓



ACTIVITY

Cumulative percentage of contracted UDA delivered 2016 & 2017



Month	Adjusted Scheduled Activity (UDA)	
	2016	2017
April	502	352
May	1,477	1,276
June	2,133	2,037
July	3,716	3,105
August	4,658	4,125
September	5,383	4,802
October	6,246	5,851
November	7,035	7,089
December	7,868	8,267
January	8,492	9,162
February	10,194	10,224
March	11,327	11,471
April	12,235	
May	12,232	
June	12,233	

QUALITY

	Quantity	Base Number	Contract	AT	Region	England
% of FP17s for the same patient ID Re-attending within 3 months - Children	252	1,847	13.6%	12.9%	13.3%	12.3%
% of FP17s for the same patient ID Re-attending within 3 months - Adults	698	4,337	16.1%	17.6%	17.3%	16.7%
% of FP17s for the same patient ID Re-attending between 3 & 9 months - Children	831	1,847	45.0%	56.2%	58.9%	57.6%
% of FP17s for the same patient ID Re-attending between 3 & 9 months - Adults	1,627	4,337	37.5%	49.9%	52.2%	50.1%
% of FP17s for Band 1 Urgent Courses	698	5,765	12.1%	10.4%	9.2%	9.1%
% of FP17s Relating to Free Repair or Replacements	76	5,765	1.3%	0.9%	1.0%	0.8%
% of FP17s Relating to Continuations	128	5,765	2.2%	1.3%	1.4%	1.2%
% of Patients satisfied with the dentistry they have received	5	5	N/A	92.1%	93.1%	92.8%
% of Patients satisfied with the time they had to wait for an appointment	5	5	N/A	88.1%	89.5%	88.7%

* This is based on patients treated on this contract for their most recent course of treatment. Figures in italics indicate the base number of FP17s or Patient Questionnaire responses are less than 100. N/A is shown where the base number of responses is less than 10 during the period. % is calculated as Quantity/Base number*100

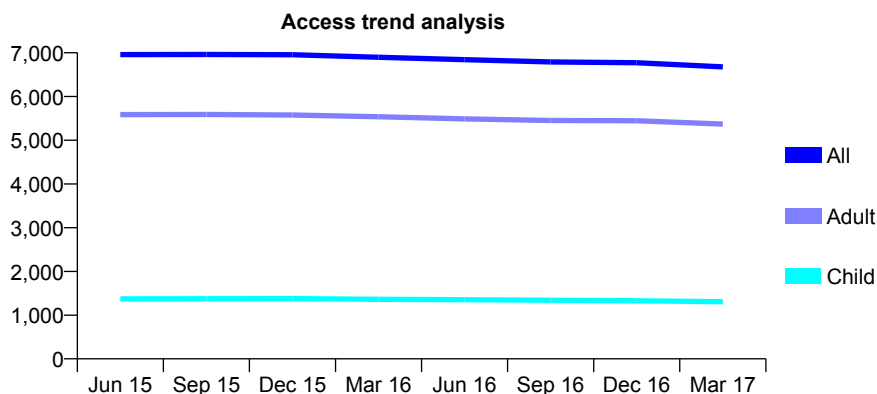
Q46 - Vital Signs At a Glance Contract Report for 654388/0001 - March 2017

Name or company name	MR RJ DUNCALF
Contract type name	GDS Contract
Purpose of contract	General
Contract start date	01/04/2006
Contract end date	

16/17 Contracted general activity (UDA)	18,070
Carry forward general activity (UDA)	-361
16/17 Contracted orthodontic activity (UOA)	0
Carry forward orthodontic activity (UOA)	0
Baseline contract value	£447,947.08

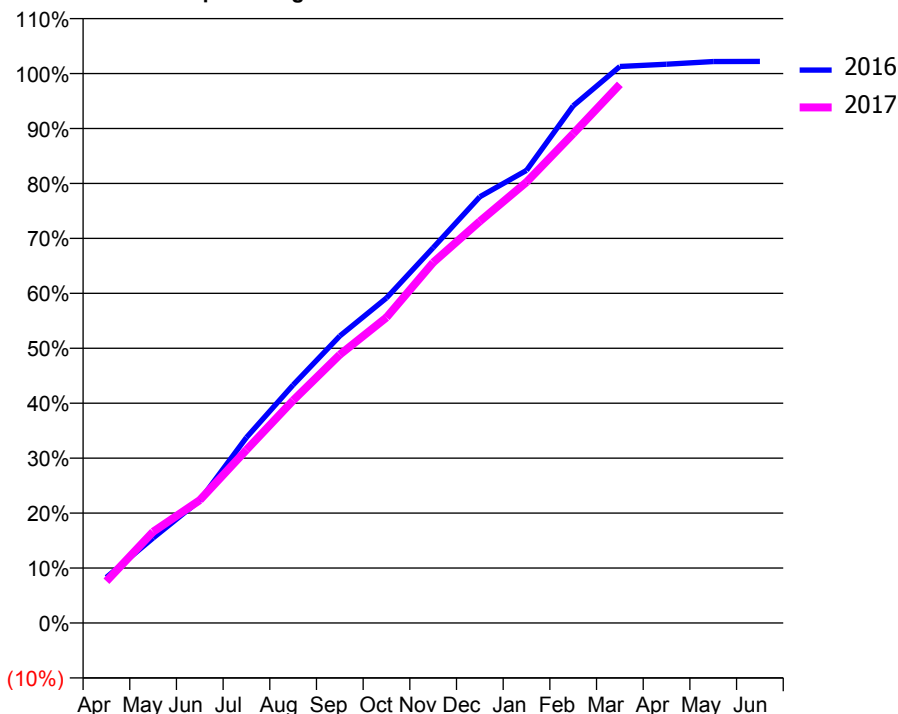
ACCESS*

Patients seen in 24 months	Total	Change since previous quarter
Quarter ending March 2016	6,898	
Quarter ending June 2016	6,844	→
Quarter ending September 2016	6,791	→
Quarter ending December 2016	6,772	→
Quarter ending March 2017	6,679	↓
Variance since March 2016	(3.2%)	↓



ACTIVITY

Cumulative percentage of contracted UDA delivered 2016 & 2017



Month	Adjusted Scheduled Activity (UDA)	
	2016	2017
April	1,501	1,376
May	2,797	3,002
June	4,033	4,040
July	6,101	5,695
August	7,831	7,320
September	9,438	8,825
October	10,689	10,049
November	12,342	11,854
December	14,017	13,210
January	14,886	14,501
February	17,006	16,092
March	18,301	17,711
April	18,376	
May	18,464	
June	18,468	

QUALITY

	Quantity	Base Number	Contract	AT	Region	England
% of FP17s for the same patient ID Re-attending within 3 months - Children	247	1,963	12.6%	12.9%	13.3%	12.3%
% of FP17s for the same patient ID Re-attending within 3 months - Adults	1,497	8,210	18.2%	17.6%	17.3%	16.7%
% of FP17s for the same patient ID Re-attending between 3 & 9 months - Children	1,141	1,963	58.1%	56.2%	58.9%	57.6%
% of FP17s for the same patient ID Re-attending between 3 & 9 months - Adults	4,700	8,210	57.2%	49.9%	52.2%	50.1%
% of FP17s for Band 1 Urgent Courses	1,711	10,073	17.0%	10.4%	9.2%	9.1%
% of FP17s Relating to Free Repair or Replacements	135	10,073	1.3%	0.9%	1.0%	0.8%
% of FP17s Relating to Continuations	262	10,073	2.6%	1.3%	1.4%	1.2%
% of Patients satisfied with the dentistry they have received	10	10	100.0%	92.1%	93.1%	92.8%
% of Patients satisfied with the time they had to wait for an appointment	9	10	90.0%	88.1%	89.5%	88.7%

* This is based on patients treated on this contract for their most recent course of treatment. Figures in italics indicate the base number of FP17s or Patient Questionnaire responses are less than 100. N/A is shown where the base number of responses is less than 10 during the period. % is calculated as Quantity/Base number*100

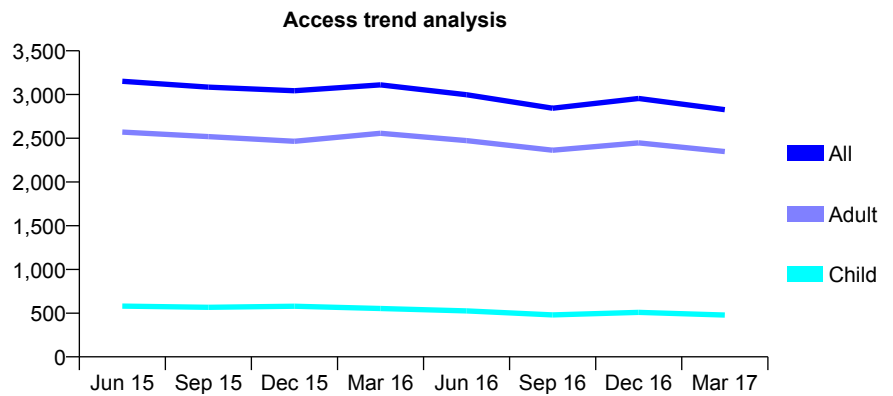
Q46 - Vital Signs At a Glance Contract Report for 656577/0001 - March 2017

Name or company name	MR C CARRE
Contract type name	GDS Contract
Purpose of contract	General
Contract start date	01/04/2006
Contract end date	

16/17 Contracted general activity (UDA)	9,963
Carry forward general activity (UDA)	314
16/17 Contracted orthodontic activity (UOA)	0
Carry forward orthodontic activity (UOA)	0
Baseline contract value	£243,567.99

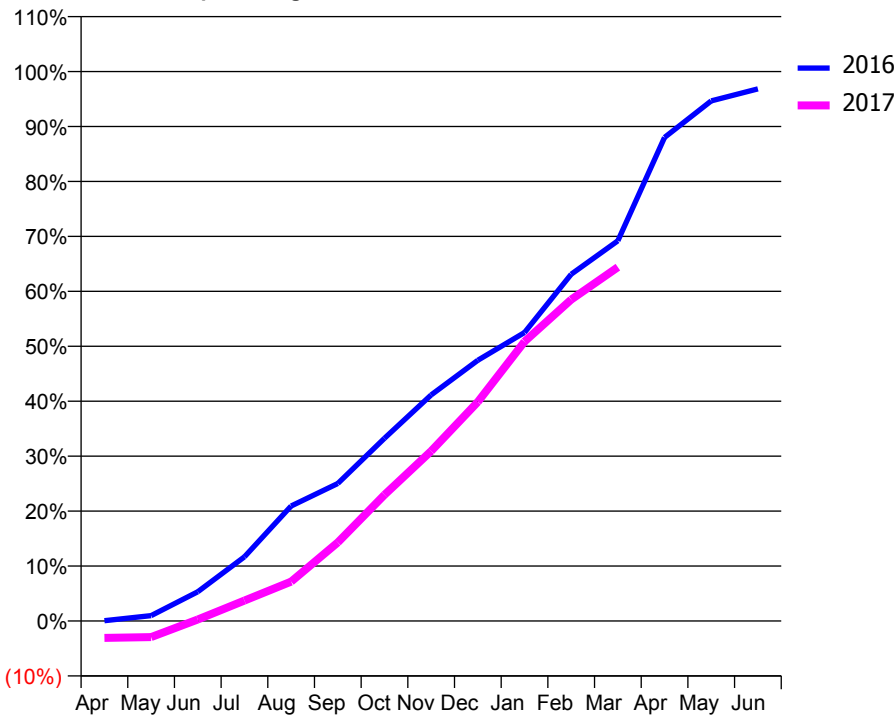
ACCESS*

Patients seen in 24 months	Total	Change since previous quarter
Quarter ending March 2016	3,110	
Quarter ending June 2016	2,998	↓
Quarter ending September 2016	2,843	↓
Quarter ending December 2016	2,955	↑
Quarter ending March 2017	2,826	↓
Variance since March 2016	(9.1%)	↓



ACTIVITY

Cumulative percentage of contracted UDA delivered 2016 & 2017



Month	Adjusted Scheduled Activity (UDA)	
	2016	2017
April	6	-309
May	98	-293
June	531	28
July	1,164	370
August	2,085	716
September	2,495	1,425
October	3,314	2,288
November	4,100	3,081
December	4,727	3,973
January	5,231	5,067
February	6,286	5,827
March	6,893	6,415
April	8,769	
May	9,429	
June	9,649	

QUALITY

	Quantity	Base Number	Contract	AT	Region	England
% of FP17s for the same patient ID Re-attending within 3 months - Children	20	478	4.2%	12.9%	13.3%	12.3%
% of FP17s for the same patient ID Re-attending within 3 months - Adults	506	2,844	17.8%	17.6%	17.3%	16.7%
% of FP17s for the same patient ID Re-attending between 3 & 9 months - Children	126	478	26.4%	56.2%	58.9%	57.6%
% of FP17s for the same patient ID Re-attending between 3 & 9 months - Adults	992	2,844	34.9%	49.9%	52.2%	50.1%
% of FP17s for Band 1 Urgent Courses	80	2,462	3.2%	10.4%	9.2%	9.1%
% of FP17s Relating to Free Repair or Replacements	23	2,462	0.9%	0.9%	1.0%	0.8%
% of FP17s Relating to Continuations	67	2,462	2.7%	1.3%	1.4%	1.2%
% of Patients satisfied with the dentistry they have received	4	4	N/A	92.1%	93.1%	92.8%
% of Patients satisfied with the time they had to wait for an appointment	3	4	N/A	88.1%	89.5%	88.7%

* This is based on patients treated on this contract for their most recent course of treatment. Figures in italics indicate the base number of FP17s or Patient Questionnaire responses are less than 100. N/A is shown where the base number of responses is less than 10 during the period. % is calculated as Quantity/Base number*100

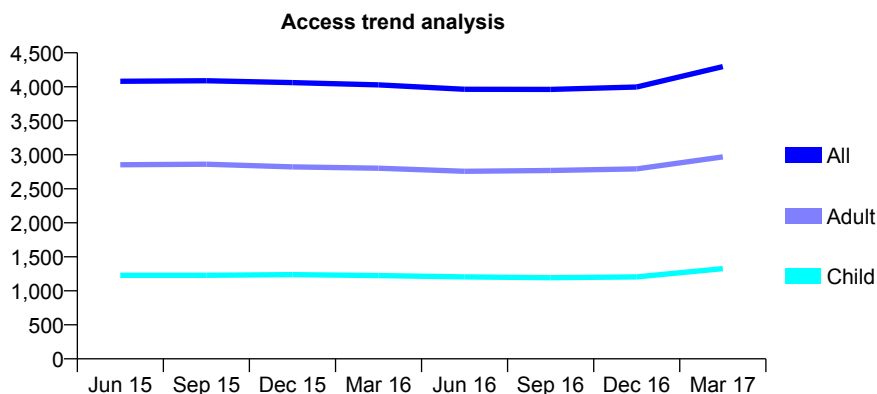
Q46 - Vital Signs At a Glance Contract Report for 676616/0001 - March 2017

Name or company name	MR RJ DORRINGTON
Contract type name	Pilot Contract
Purpose of contract	General and Orthodontic
Contract start date	01/04/2006
Contract end date	

16/17 Contracted general activity (UDA)	13,620
Carry forward general activity (UDA)	0
16/17 Contracted orthodontic activity (UOA)	1,482
Carry forward orthodontic activity (UOA)	0
Baseline contract value	£400,696.34

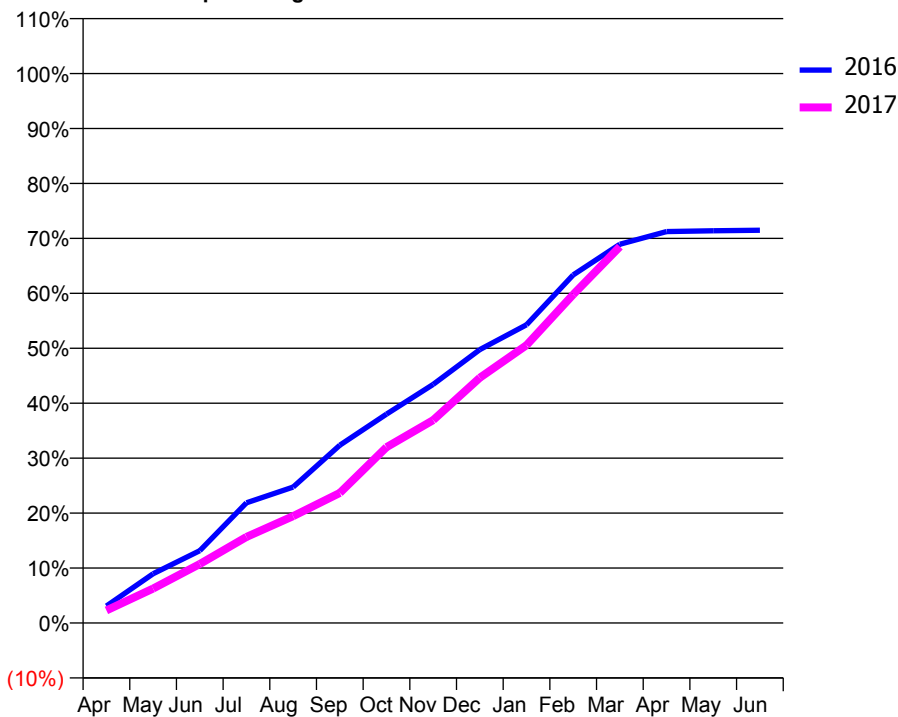
ACCESS*

Patients seen in 24 months	Total	Change since previous quarter
Quarter ending March 2016	4,028	
Quarter ending June 2016	3,963	↓
Quarter ending September 2016	3,962	→
Quarter ending December 2016	3,997	→
Quarter ending March 2017	4,297	↑
Variance since March 2016	6.7%	↑



ACTIVITY

Cumulative percentage of contracted UDA delivered 2016 & 2017



Month	Adjusted Scheduled Activity (UDA)	
	2016	2017
April	421	311
May	1,221	854
June	1,793	1,462
July	2,978	2,134
August	3,369	2,649
September	4,408	3,223
October	5,177	4,357
November	5,913	5,030
December	6,779	6,081
January	7,391	6,887
February	8,627	8,142
March	9,387	9,329
April	9,701	
May	9,723	
June	9,734	

QUALITY

	Quantity	Base Number	Contract	AT	Region	England
% of FP17s for the same patient ID Re-attending within 3 months - Children	173	1,889	9.2%	12.9%	13.3%	12.3%
% of FP17s for the same patient ID Re-attending within 3 months - Adults	648	3,591	18.0%	17.6%	17.3%	16.7%
% of FP17s for the same patient ID Re-attending between 3 & 9 months - Children	751	1,889	39.8%	56.2%	58.9%	57.6%
% of FP17s for the same patient ID Re-attending between 3 & 9 months - Adults	1,203	3,591	33.5%	49.9%	52.2%	50.1%
% of FP17s for Band 1 Urgent Courses	333	5,000	6.7%	10.4%	9.2%	9.1%
% of FP17s Relating to Free Repair or Replacements	66	5,000	1.3%	0.9%	1.0%	0.8%
% of FP17s Relating to Continuations	28	5,000	0.6%	1.3%	1.4%	1.2%
% of Patients satisfied with the dentistry they have received	15	15	100.0%	92.1%	93.1%	92.8%
% of Patients satisfied with the time they had to wait for an appointment	11	15	73.3%	88.1%	89.5%	88.7%

* This is based on patients treated on this contract for their most recent course of treatment. Figures in italics indicate the base number of FP17s or Patient Questionnaire responses are less than 100. N/A is shown where the base number of responses is less than 10 during the period. % is calculated as Quantity/Base number*100

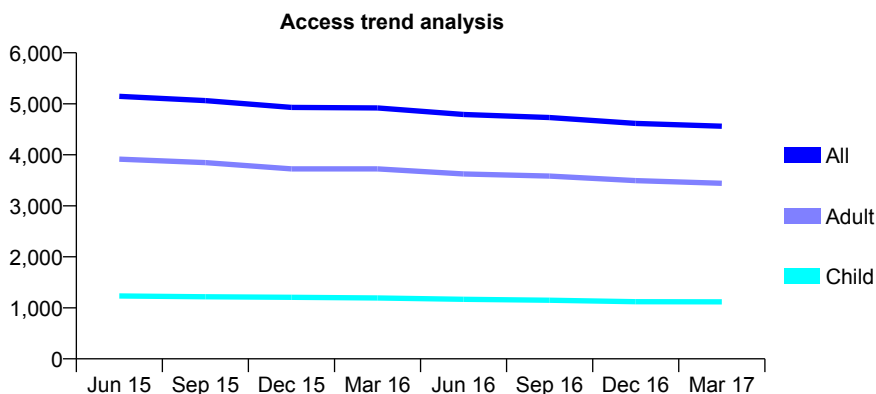
Q46 - Vital Signs At a Glance Contract Report for 678821/0001 - March 2017

Name or company name	MR DB SINGH
Contract type name	GDS Contract
Purpose of contract	General
Contract start date	01/04/2006
Contract end date	

16/17 Contracted general activity (UDA)	16,876
Carry forward general activity (UDA)	-229
16/17 Contracted orthodontic activity (UOA)	0
Carry forward orthodontic activity (UOA)	0
Baseline contract value	£537,727.64

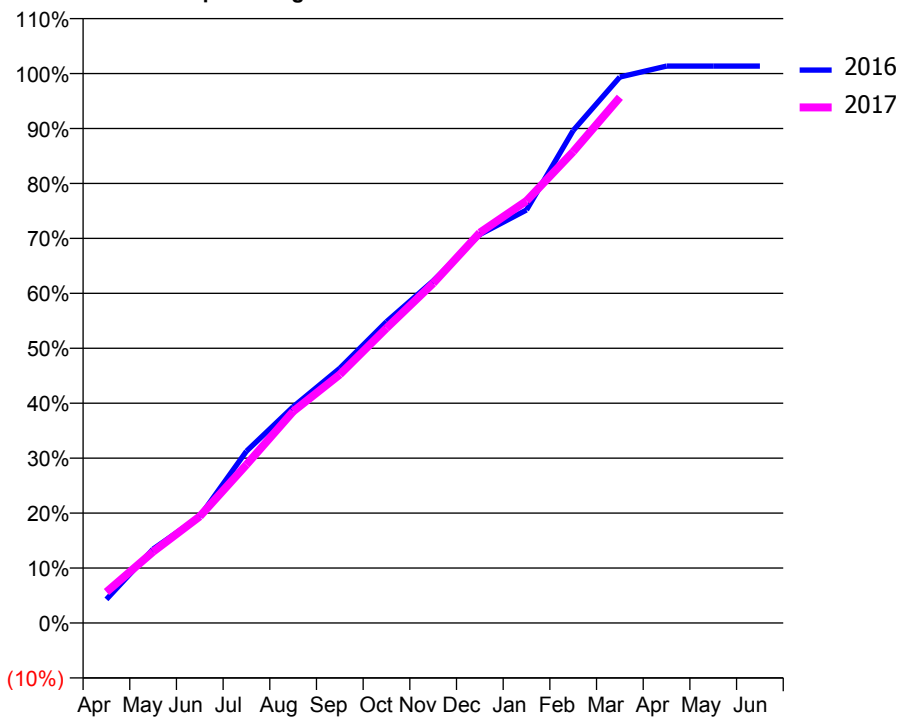
ACCESS*

Patients seen in 24 months	Total	Change since previous quarter
Quarter ending March 2016	4,918	
Quarter ending June 2016	4,792	↓
Quarter ending September 2016	4,732	↓
Quarter ending December 2016	4,615	↓
Quarter ending March 2017	4,560	↓
Variance since March 2016	(7.3%)	↓



ACTIVITY

Cumulative percentage of contracted UDA delivered 2016 & 2017



Month	Adjusted Scheduled Activity (UDA)	
	2016	2017
April	726	951
May	2,270	2,191
June	3,274	3,274
July	5,278	4,861
August	6,641	6,496
September	7,823	7,633
October	9,255	9,058
November	10,508	10,434
December	11,931	11,990
January	12,685	12,964
February	15,127	14,473
March	16,769	16,147
April	17,103	
May	17,105	
June	17,105	

QUALITY

	Quantity	Base Number	Contract	AT	Region	England
% of FP17s for the same patient ID Re-attending within 3 months - Children	279	1,939	14.4%	12.9%	13.3%	12.3%
% of FP17s for the same patient ID Re-attending within 3 months - Adults	512	4,770	10.7%	17.6%	17.3%	16.7%
% of FP17s for the same patient ID Re-attending between 3 & 9 months - Children	1,146	1,939	59.1%	56.2%	58.9%	57.6%
% of FP17s for the same patient ID Re-attending between 3 & 9 months - Adults	2,764	4,770	57.9%	49.9%	52.2%	50.1%
% of FP17s for Band 1 Urgent Courses	459	6,621	6.9%	10.4%	9.2%	9.1%
% of FP17s Relating to Free Repair or Replacements	21	6,621	0.3%	0.9%	1.0%	0.8%
% of FP17s Relating to Continuations	49	6,621	0.7%	1.3%	1.4%	1.2%
% of Patients satisfied with the dentistry they have received	3	3	N/A	92.1%	93.1%	92.8%
% of Patients satisfied with the time they had to wait for an appointment	3	3	N/A	88.1%	89.5%	88.7%

* This is based on patients treated on this contract for their most recent course of treatment. Figures in italics indicate the base number of FP17s or Patient Questionnaire responses are less than 100. N/A is shown where the base number of responses is less than 10 during the period. % is calculated as Quantity/Base number*100

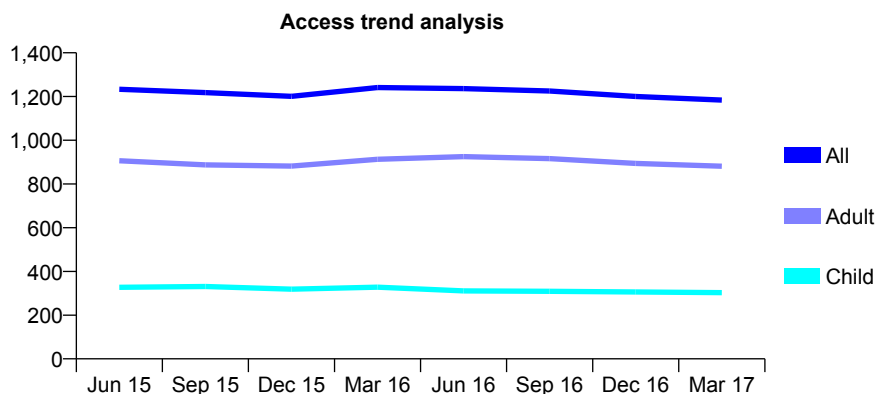
Q46 - Vital Signs At a Glance Contract Report for 679224/0001 - March 2017

Name or company name	MR DR HARROP
Contract type name	GDS Contract
Purpose of contract	General and Orthodontic
Contract start date	01/04/2006
Contract end date	

16/17 Contracted general activity (UDA)	3,916
Carry forward general activity (UDA)	-7
16/17 Contracted orthodontic activity (UOA)	523
Carry forward orthodontic activity (UOA)	0
Baseline contract value	£151,045.26

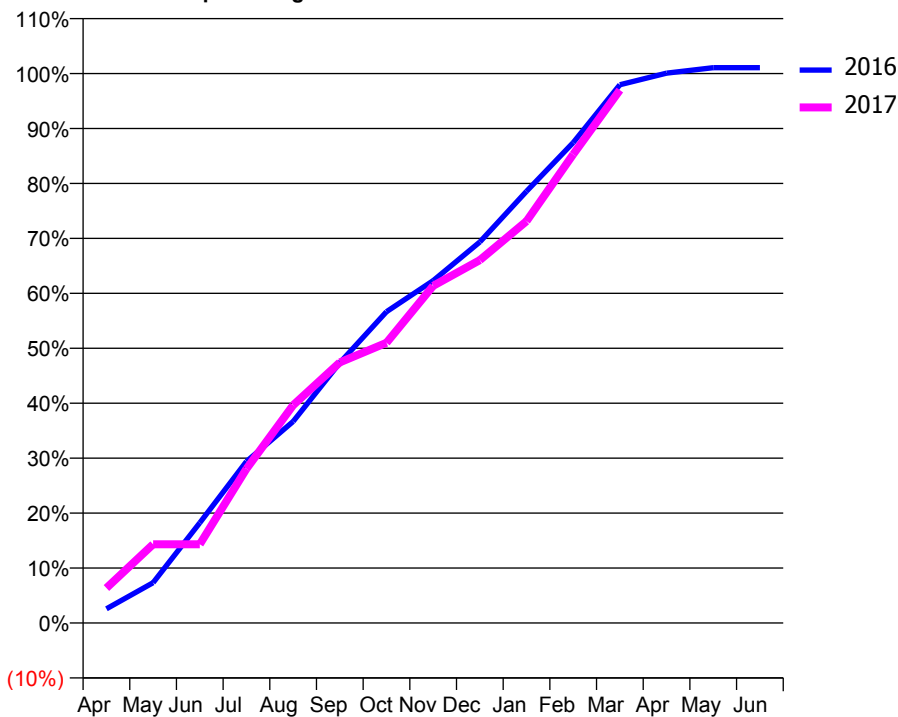
ACCESS*

Patients seen in 24 months	Total	Change since previous quarter
Quarter ending March 2016	1,241	
Quarter ending June 2016	1,236	→
Quarter ending September 2016	1,225	→
Quarter ending December 2016	1,200	↓
Quarter ending March 2017	1,184	↓
Variance since March 2016	(4.6%)	↓



ACTIVITY

Cumulative percentage of contracted UDA delivered 2016 & 2017



Month	Adjusted Scheduled Activity (UDA)	
	2016	2017
April	112	250
May	316	561
June	787	561
July	1,269	1,099
August	1,583	1,552
September	2,045	1,857
October	2,446	1,997
November	2,690	2,403
December	2,994	2,586
January	3,391	2,864
February	3,774	3,339
March	4,228	3,798
April	4,320	
May	4,363	
June	4,363	

QUALITY

	Quantity	Base Number	Contract	AT	Region	England
% of FP17s for the same patient ID Re-attending within 3 months - Children	140	612	22.9%	12.9%	13.3%	12.3%
% of FP17s for the same patient ID Re-attending within 3 months - Adults	204	1,225	16.7%	17.6%	17.3%	16.7%
% of FP17s for the same patient ID Re-attending between 3 & 9 months - Children	279	612	45.6%	56.2%	58.9%	57.6%
% of FP17s for the same patient ID Re-attending between 3 & 9 months - Adults	697	1,225	56.9%	49.9%	52.2%	50.1%
% of FP17s for Band 1 Urgent Courses	150	1,660	9.0%	10.4%	9.2%	9.1%
% of FP17s Relating to Free Repair or Replacements	4	1,660	0.2%	0.9%	1.0%	0.8%
% of FP17s Relating to Continuations	6	1,660	0.4%	1.3%	1.4%	1.2%
% of Patients satisfied with the dentistry they have received	3	3	N/A	92.1%	93.1%	92.8%
% of Patients satisfied with the time they had to wait for an appointment	3	3	N/A	88.1%	89.5%	88.7%

* This is based on patients treated on this contract for their most recent course of treatment. Figures in italics indicate the base number of FP17s or Patient Questionnaire responses are less than 100. N/A is shown where the base number of responses is less than 10 during the period. % is calculated as Quantity/Base number*100

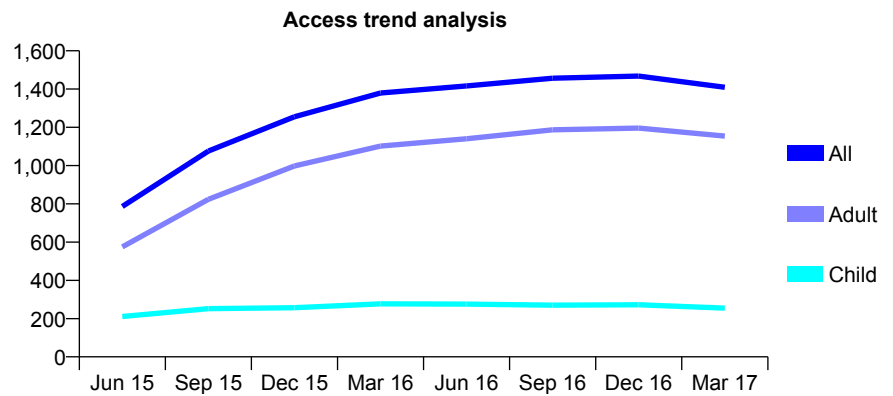
Q46 - Vital Signs At a Glance Contract Report for 682365/0013 - March 2017

Name or company name	MR QM JAFFRI
Contract type name	GDS Contract
Purpose of contract	General
Contract start date	01/01/2015
Contract end date	

16/17 Contracted general activity (UDA)	4,694
Carry forward general activity (UDA)	0
16/17 Contracted orthodontic activity (UOA)	0
Carry forward orthodontic activity (UOA)	0
Baseline contract value	£111,567.80

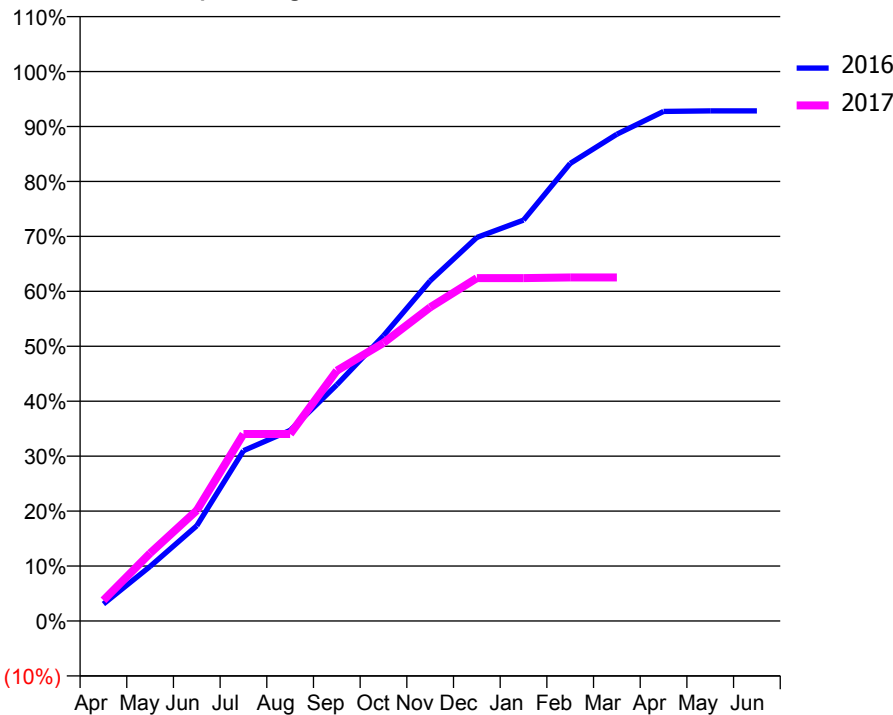
ACCESS*

Patients seen in 24 months	Total	Change since previous quarter
Quarter ending March 2016	1,379	
Quarter ending June 2016	1,416	↑
Quarter ending September 2016	1,457	↑
Quarter ending December 2016	1,468	→
Quarter ending March 2017	1,409	↓
Variance since March 2016	2.2%	↑



ACTIVITY

Cumulative percentage of contracted UDA delivered 2016 & 2017



Month	Adjusted Scheduled Activity (UDA)	
	2016	2017
April	154	177
May	495	579
June	863	945
July	1,541	1,598
August	1,726	1,598
September	2,139	2,139
October	2,582	2,376
November	3,080	2,680
December	3,472	2,929
January	3,629	2,929
February	4,142	2,935
March	4,406	2,935
April	4,613	
May	4,617	
June	4,617	

QUALITY

	Quantity	Base Number	Contract	AT	Region	England
% of FP17s for the same patient ID Re-attending within 3 months - Children	28	296	9.5%	12.9%	13.3%	12.3%
% of FP17s for the same patient ID Re-attending within 3 months - Adults	142	1,386	10.2%	17.6%	17.3%	16.7%
% of FP17s for the same patient ID Re-attending between 3 & 9 months - Children	172	296	58.1%	56.2%	58.9%	57.6%
% of FP17s for the same patient ID Re-attending between 3 & 9 months - Adults	875	1,386	63.1%	49.9%	52.2%	50.1%
% of FP17s for Band 1 Urgent Courses	154	1,602	9.6%	10.4%	9.2%	9.1%
% of FP17s Relating to Free Repair or Replacements	19	1,602	1.2%	0.9%	1.0%	0.8%
% of FP17s Relating to Continuations	3	1,602	0.2%	1.3%	1.4%	1.2%
% of Patients satisfied with the dentistry they have received	1	1	N/A	92.1%	93.1%	92.8%
% of Patients satisfied with the time they had to wait for an appointment	1	1	N/A	88.1%	89.5%	88.7%

* This is based on patients treated on this contract for their most recent course of treatment. Figures in italics indicate the base number of FP17s or Patient Questionnaire responses are less than 100. N/A is shown where the base number of responses is less than 10 during the period. % is calculated as Quantity/Base number*100

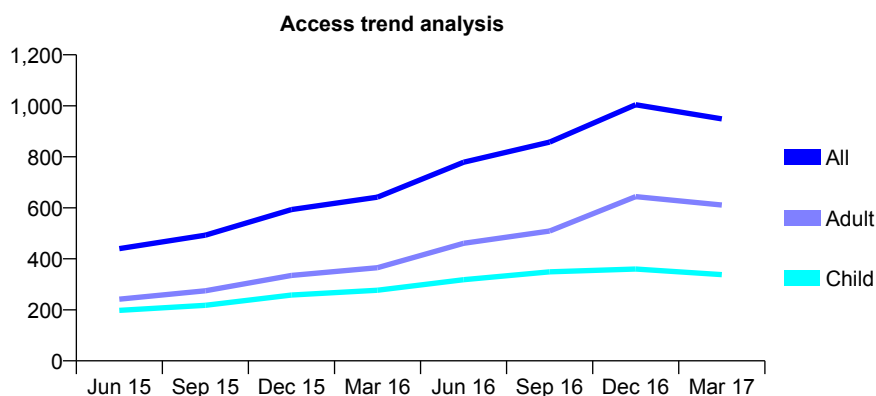
Q46 - Vital Signs At a Glance Contract Report for 683728/0001 - March 2017

Name or company name	MR N KHALID
Contract type name	GDS Contract
Purpose of contract	General
Contract start date	01/11/2014
Contract end date	

16/17 Contracted general activity (UDA)	4,751
Carry forward general activity (UDA)	-95
16/17 Contracted orthodontic activity (UOA)	0
Carry forward orthodontic activity (UOA)	0
Baseline contract value	£157,038.59

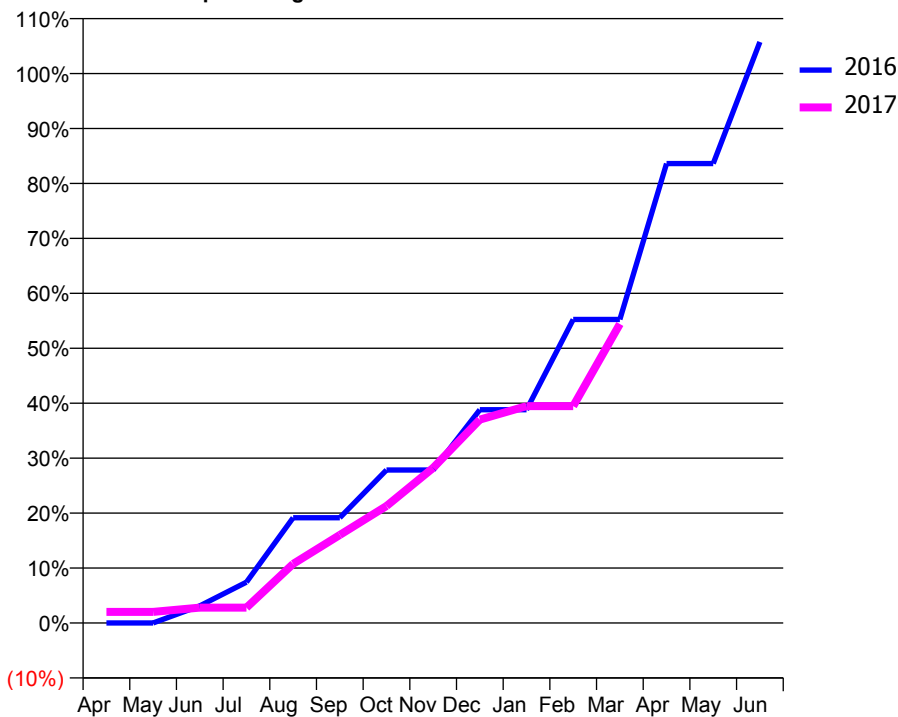
ACCESS*

Patients seen in 24 months	Total	Change since previous quarter
Quarter ending March 2016	642	
Quarter ending June 2016	779	↑
Quarter ending September 2016	858	↑
Quarter ending December 2016	1,004	↑
Quarter ending March 2017	949	↓
Variance since March 2016	47.8%	↑



ACTIVITY

Cumulative percentage of contracted UDA delivered 2016 & 2017



Adjusted Scheduled Activity (UDA)

Month	2016	2017
April	0	96
May	0	96
June	148	133
July	353	133
August	911	511
September	911	762
October	1,323	1,011
November	1,323	1,342
December	1,844	1,759
January	1,844	1,875
February	2,624	1,875
March	2,624	2,585
April	3,972	
May	3,972	
June	5,024	

QUALITY

	Quantity	Base Number	Contract	AT	Region	England
% of FP17s for the same patient ID Re-attending within 3 months - Children	29	407	7.1%	12.9%	13.3%	12.3%
% of FP17s for the same patient ID Re-attending within 3 months - Adults	97	705	13.8%	17.6%	17.3%	16.7%
% of FP17s for the same patient ID Re-attending between 3 & 9 months - Children	142	407	34.9%	56.2%	58.9%	57.6%
% of FP17s for the same patient ID Re-attending between 3 & 9 months - Adults	170	705	24.1%	49.9%	52.2%	50.1%
% of FP17s for Band 1 Urgent Courses	71	778	9.1%	10.4%	9.2%	9.1%
% of FP17s Relating to Free Repair or Replacements	1	778	0.1%	0.9%	1.0%	0.8%
% of FP17s Relating to Continuations	6	778	0.8%	1.3%	1.4%	1.2%
% of Patients satisfied with the dentistry they have received	1	3	N/A	92.1%	93.1%	92.8%
% of Patients satisfied with the time they had to wait for an appointment	1	3	N/A	88.1%	89.5%	88.7%

* This is based on patients treated on this contract for their most recent course of treatment. Figures in italics indicate the base number of FP17s or Patient Questionnaire responses are less than 100. N/A is shown where the base number of responses is less than 10 during the period. % is calculated as Quantity/Base number*100

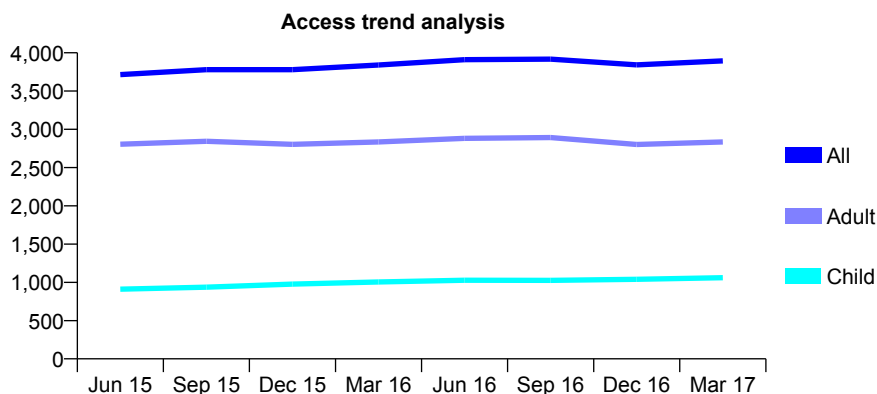
Q46 - Vital Signs At a Glance Contract Report for 683833/0001 - March 2017

Name or company name	MR N ARIF
Contract type name	GDS Contract
Purpose of contract	General
Contract start date	19/12/2012
Contract end date	

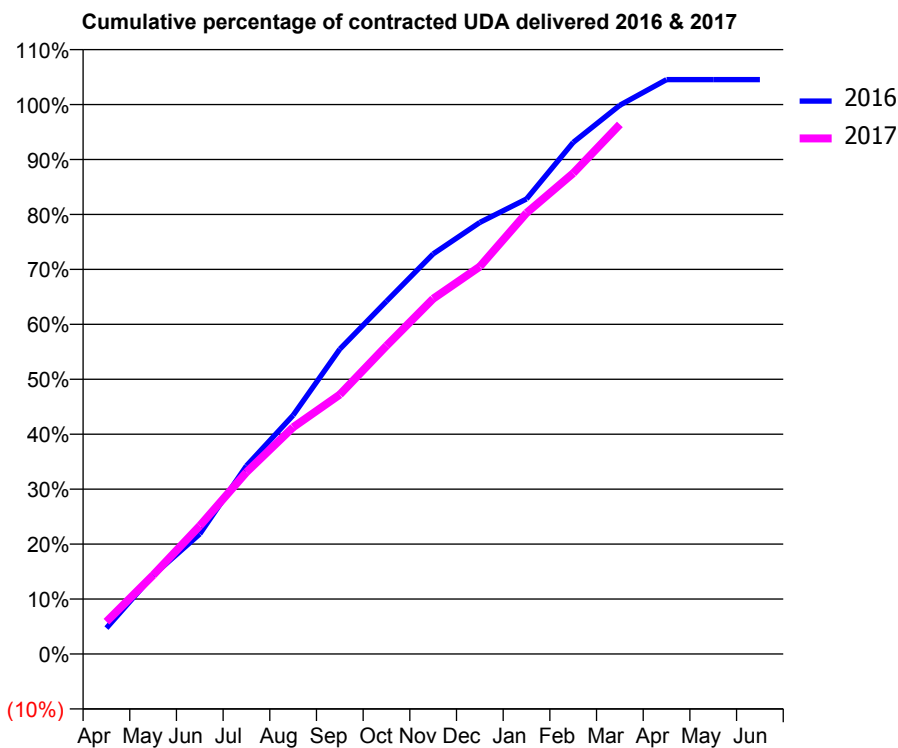
16/17 Contracted general activity (UDA)	9,892
Carry forward general activity (UDA)	-111
16/17 Contracted orthodontic activity (UOA)	0
Carry forward orthodontic activity (UOA)	0
Baseline contract value	£233,889.77

ACCESS*

Patients seen in 24 months	Total	Change since previous quarter
Quarter ending March 2016	3,840	
Quarter ending June 2016	3,910	→
Quarter ending September 2016	3,917	→
Quarter ending December 2016	3,842	↓
Quarter ending March 2017	3,895	→
Variance since March 2016	1.4%	→



ACTIVITY



Month	Adjusted Scheduled Activity (UDA)	
	2016	2017
April	480	582
May	1,457	1,420
June	2,223	2,307
July	3,485	3,273
August	4,419	4,083
September	5,644	4,670
October	6,530	5,549
November	7,407	6,397
December	7,988	6,976
January	8,422	7,940
February	9,470	8,655
March	10,159	9,533
April	10,632	
May	10,632	
June	10,632	

QUALITY

	Quantity	Base Number	Contract	AT	Region	England
% of FP17s for the same patient ID Re-attending within 3 months - Children	109	1,601	6.8%	12.9%	13.3%	12.3%
% of FP17s for the same patient ID Re-attending within 3 months - Adults	464	3,037	15.3%	17.6%	17.3%	16.7%
% of FP17s for the same patient ID Re-attending between 3 & 9 months - Children	961	1,601	60.0%	56.2%	58.9%	57.6%
% of FP17s for the same patient ID Re-attending between 3 & 9 months - Adults	1,145	3,037	37.7%	49.9%	52.2%	50.1%
% of FP17s for Band 1 Urgent Courses	326	4,403	7.4%	10.4%	9.2%	9.1%
% of FP17s Relating to Free Repair or Replacements	26	4,403	0.6%	0.9%	1.0%	0.8%
% of FP17s Relating to Continuations	78	4,403	1.8%	1.3%	1.4%	1.2%
% of Patients satisfied with the dentistry they have received	4	4	N/A	92.1%	93.1%	92.8%
% of Patients satisfied with the time they had to wait for an appointment	4	4	N/A	88.1%	89.5%	88.7%

* This is based on patients treated on this contract for their most recent course of treatment. Figures in italics indicate the base number of FP17s or Patient Questionnaire responses are less than 100. N/A is shown where the base number of responses is less than 10 during the period. % is calculated as Quantity/Base number*100

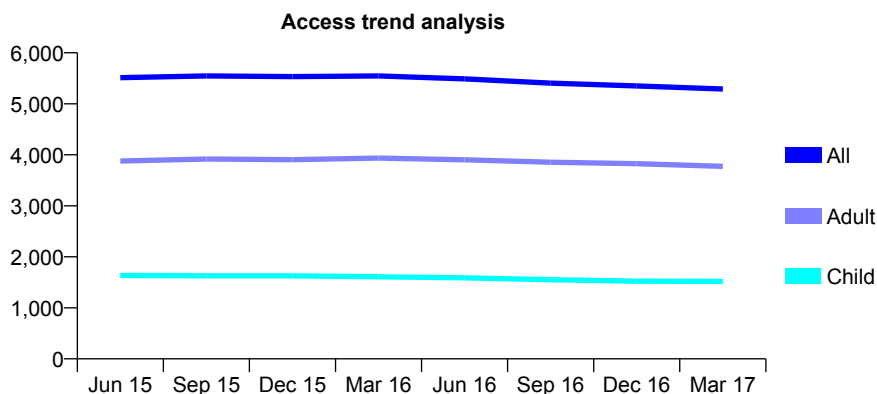
Q46 - Vital Signs At a Glance Contract Report for 684422/0001 - March 2017

Name or company name	MISS R AGGARWAL
Contract type name	GDS Contract
Purpose of contract	General
Contract start date	01/04/2006
Contract end date	

16/17 Contracted general activity (UDA)	16,100
Carry forward general activity (UDA)	335
16/17 Contracted orthodontic activity (UOA)	0
Carry forward orthodontic activity (UOA)	0
Baseline contract value	£448,958.68

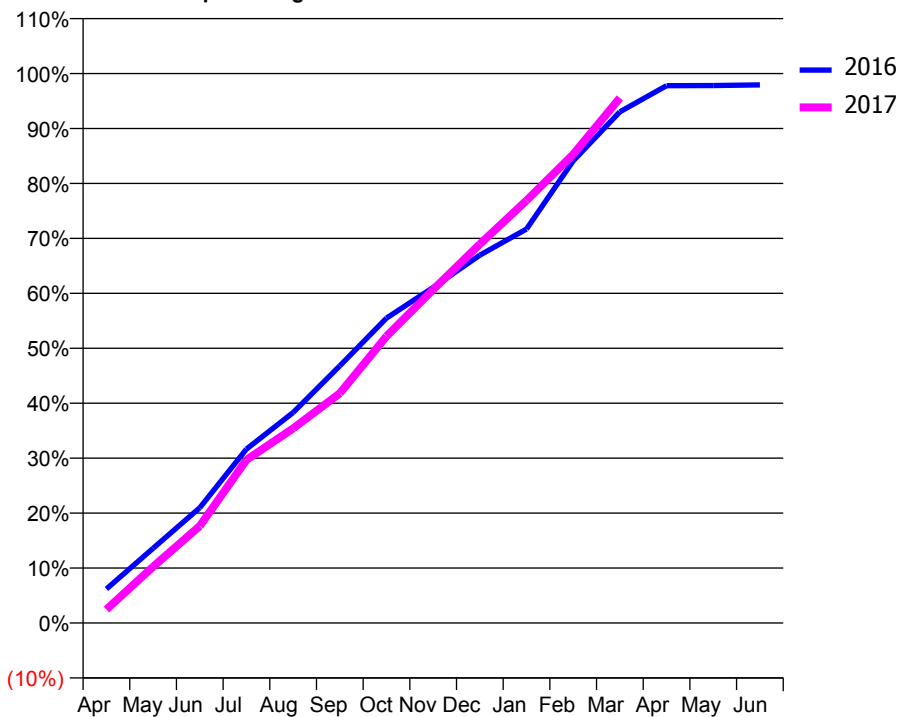
ACCESS*

Patients seen in 24 months	Total	Change since previous quarter
Quarter ending March 2016	5,546	
Quarter ending June 2016	5,488	↓
Quarter ending September 2016	5,406	↓
Quarter ending December 2016	5,350	↓
Quarter ending March 2017	5,291	↓
Variance since March 2016	(4.6%)	↓



ACTIVITY

Cumulative percentage of contracted UDA delivered 2016 & 2017



Month	Adjusted Scheduled Activity (UDA)	
	2016	2017
April	997	395
May	2,191	1,649
June	3,379	2,842
July	5,098	4,780
August	6,167	5,702
September	7,534	6,730
October	8,935	8,403
November	9,830	9,771
December	10,776	11,100
January	11,543	12,381
February	13,540	13,730
March	14,978	15,386
April	15,742	
May	15,748	
June	15,765	

QUALITY

	Quantity	Base Number	Contract	AT	Region	England
% of FP17s for the same patient ID Re-attending within 3 months - Children	161	2,351	6.8%	12.9%	13.3%	12.3%
% of FP17s for the same patient ID Re-attending within 3 months - Adults	724	5,650	12.8%	17.6%	17.3%	16.7%
% of FP17s for the same patient ID Re-attending between 3 & 9 months - Children	1,534	2,351	65.2%	56.2%	58.9%	57.6%
% of FP17s for the same patient ID Re-attending between 3 & 9 months - Adults	3,514	5,650	62.2%	49.9%	52.2%	50.1%
% of FP17s for Band 1 Urgent Courses	303	7,690	3.9%	10.4%	9.2%	9.1%
% of FP17s Relating to Free Repair or Replacements	127	7,690	1.7%	0.9%	1.0%	0.8%
% of FP17s Relating to Continuations	75	7,690	1.0%	1.3%	1.4%	1.2%
% of Patients satisfied with the dentistry they have received	6	6	N/A	92.1%	93.1%	92.8%
% of Patients satisfied with the time they had to wait for an appointment	5	6	N/A	88.1%	89.5%	88.7%

* This is based on patients treated on this contract for their most recent course of treatment. Figures in italics indicate the base number of FP17s or Patient Questionnaire responses are less than 100. N/A is shown where the base number of responses is less than 10 during the period. % is calculated as Quantity/Base number*100

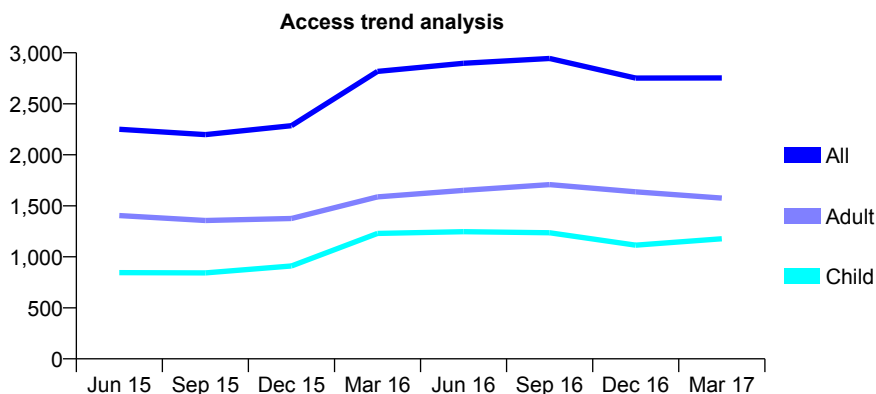
Q46 - Vital Signs At a Glance Contract Report for 685259/0001 - March 2017

Name or company name	MR N MOHAMMAD
Contract type name	GDS Contract
Purpose of contract	General
Contract start date	01/04/2006
Contract end date	

16/17 Contracted general activity (UDA)	6,949
Carry forward general activity (UDA)	-8
16/17 Contracted orthodontic activity (UOA)	0
Carry forward orthodontic activity (UOA)	0
Baseline contract value	£189,813.34

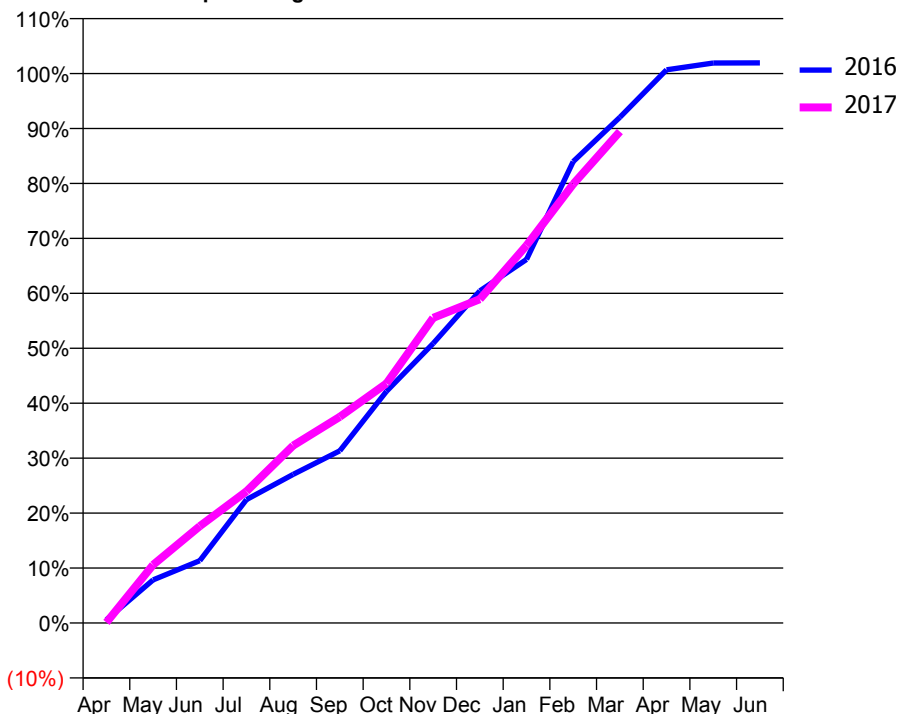
ACCESS*

Patients seen in 24 months	Total	Change since previous quarter
Quarter ending March 2016	2,818	
Quarter ending June 2016	2,897	↑
Quarter ending September 2016	2,944	→
Quarter ending December 2016	2,752	↓
Quarter ending March 2017	2,753	→
Variance since March 2016	(2.3%)	↓



ACTIVITY

Cumulative percentage of contracted UDA delivered 2016 & 2017



Adjusted Scheduled Activity (UDA)

Month	2016	2017
April	44	8
May	567	735
June	820	1,224
July	1,623	1,665
August	1,955	2,243
September	2,265	2,608
October	3,048	3,029
November	3,678	3,860
December	4,368	4,095
January	4,783	4,776
February	6,070	5,550
March	6,653	6,214
April	7,277	
May	7,367	
June	7,369	

QUALITY

	Quantity	Base Number	Contract	AT	Region	England
% of FP17s for the same patient ID Re-attending within 3 months - Children	113	2,027	5.6%	12.9%	13.3%	12.3%
% of FP17s for the same patient ID Re-attending within 3 months - Adults	246	2,432	10.1%	17.6%	17.3%	16.7%
% of FP17s for the same patient ID Re-attending between 3 & 9 months - Children	1,207	2,027	59.5%	56.2%	58.9%	57.6%
% of FP17s for the same patient ID Re-attending between 3 & 9 months - Adults	1,299	2,432	53.4%	49.9%	52.2%	50.1%
% of FP17s for Band 1 Urgent Courses	191	4,010	4.8%	10.4%	9.2%	9.1%
% of FP17s Relating to Free Repair or Replacements	0	4,010	0.0%	0.9%	1.0%	0.8%
% of FP17s Relating to Continuations	1	4,010	0.0%	1.3%	1.4%	1.2%
% of Patients satisfied with the dentistry they have received	2	2	N/A	92.1%	93.1%	92.8%
% of Patients satisfied with the time they had to wait for an appointment	2	2	N/A	88.1%	89.5%	88.7%

* This is based on patients treated on this contract for their most recent course of treatment. Figures in italics indicate the base number of FP17s or Patient Questionnaire responses are less than 100. N/A is shown where the base number of responses is less than 10 during the period. % is calculated as Quantity/Base number*100

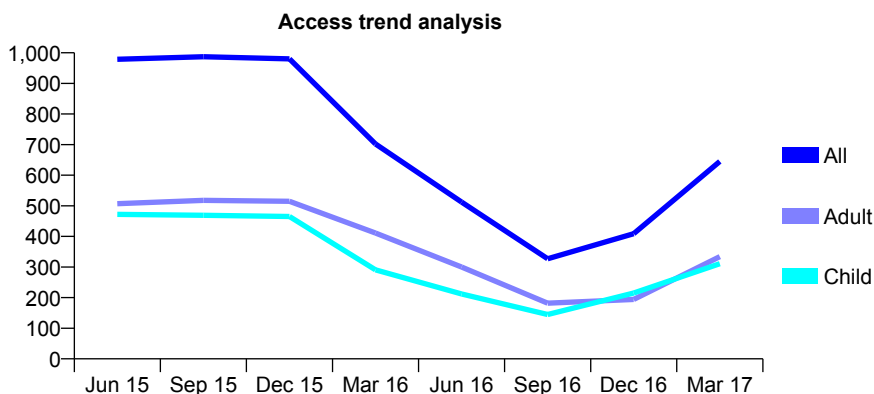
Q46 - Vital Signs At a Glance Contract Report for 685259/0002 - March 2017

Name or company name	MR N MOHAMMAD
Contract type name	GDS Contract
Purpose of contract	General
Contract start date	04/02/2008
Contract end date	

16/17 Contracted general activity (UDA)	1,900
Carry forward general activity (UDA)	-8
16/17 Contracted orthodontic activity (UOA)	0
Carry forward orthodontic activity (UOA)	0
Baseline contract value	£44,451.36

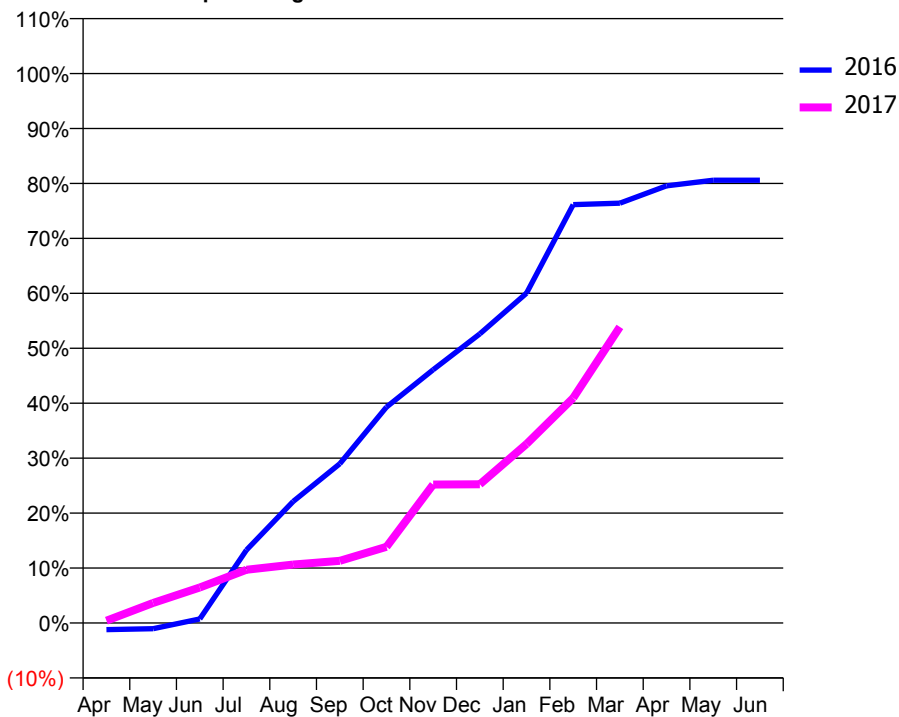
ACCESS*

Patients seen in 24 months	Total	Change since previous quarter
Quarter ending March 2016	702	
Quarter ending June 2016	512	↓
Quarter ending September 2016	327	↓
Quarter ending December 2016	409	↑
Quarter ending March 2017	645	↑
Variance since March 2016	(8.1%)	↓



ACTIVITY

Cumulative percentage of contracted UDA delivered 2016 & 2017



Adjusted Scheduled Activity (UDA)

Month	2016	2017
April	-30	8
May	-26	69
June	18	123
July	327	184
August	544	202
September	713	215
October	967	264
November	1,134	479
December	1,295	480
January	1,476	619
February	1,873	778
March	1,880	1,024
April	1,957	
May	1,982	
June	1,982	

QUALITY

	Quantity	Base Number	Contract	AT	Region	England
% of FP17s for the same patient ID Re-attending within 3 months - Children	11	360	3.1%	12.9%	13.3%	12.3%
% of FP17s for the same patient ID Re-attending within 3 months - Adults	3	280	1.1%	17.6%	17.3%	16.7%
% of FP17s for the same patient ID Re-attending between 3 & 9 months - Children	30	360	8.3%	56.2%	58.9%	57.6%
% of FP17s for the same patient ID Re-attending between 3 & 9 months - Adults	18	280	6.4%	49.9%	52.2%	50.1%
% of FP17s for Band 1 Urgent Courses	65	619	10.5%	10.4%	9.2%	9.1%
% of FP17s Relating to Free Repair or Replacements	0	619	0.0%	0.9%	1.0%	0.8%
% of FP17s Relating to Continuations	0	619	0.0%	1.3%	1.4%	1.2%
% of Patients satisfied with the dentistry they have received	0	0	N/A	92.1%	93.1%	92.8%
% of Patients satisfied with the time they had to wait for an appointment	0	0	N/A	88.1%	89.5%	88.7%

* This is based on patients treated on this contract for their most recent course of treatment. Figures in italics indicate the base number of FP17s or Patient Questionnaire responses are less than 100. N/A is shown where the base number of responses is less than 10 during the period. % is calculated as Quantity/Base number*100

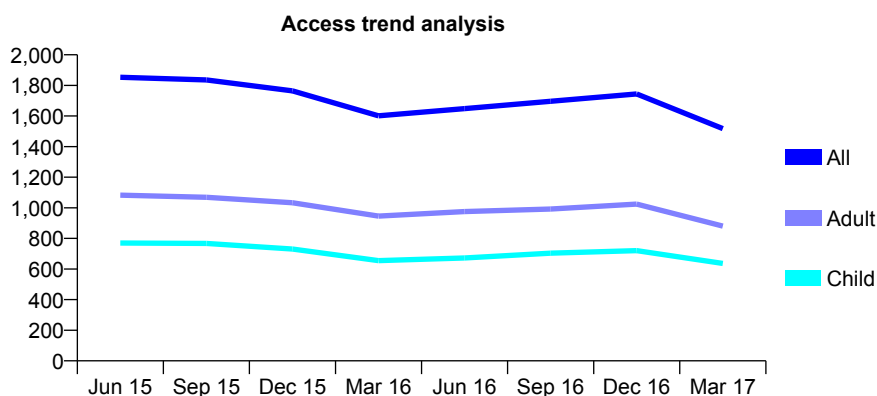
Q46 - Vital Signs At a Glance Contract Report for 685259/0003 - March 2017

Name or company name	MR N MOHAMMAD
Contract type name	GDS Contract
Purpose of contract	General
Contract start date	01/08/2008
Contract end date	

16/17 Contracted general activity (UDA)	4,000
Carry forward general activity (UDA)	-8
16/17 Contracted orthodontic activity (UOA)	0
Carry forward orthodontic activity (UOA)	0
Baseline contract value	£107,474.25

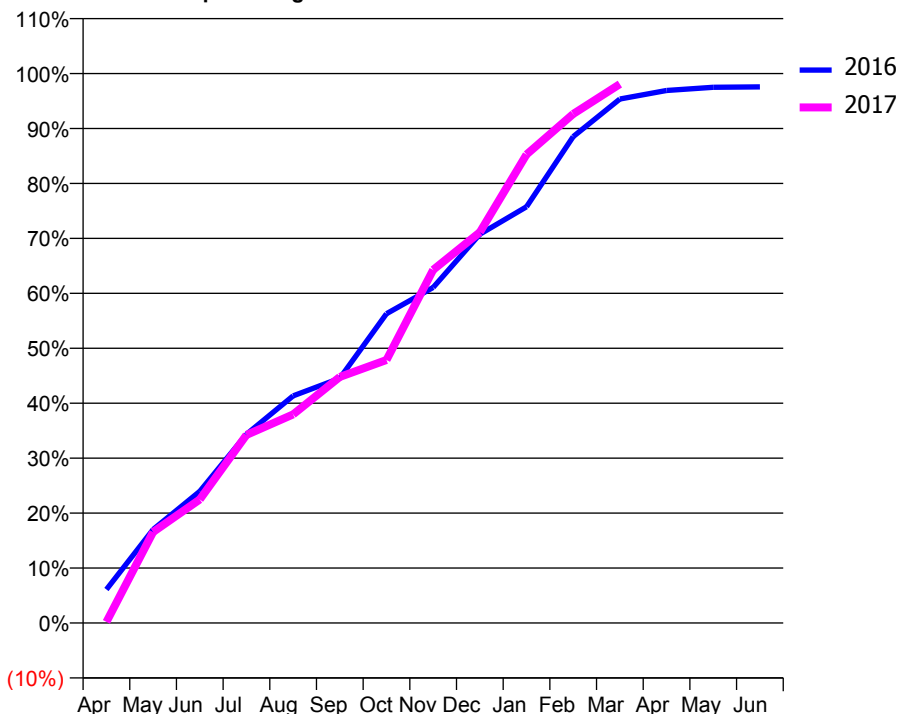
ACCESS*

Patients seen in 24 months	Total	Change since previous quarter
Quarter ending March 2016	1,601	
Quarter ending June 2016	1,648	↑
Quarter ending September 2016	1,696	↑
Quarter ending December 2016	1,744	↑
Quarter ending March 2017	1,518	↓
Variance since March 2016	(5.2%)	↓



ACTIVITY

Cumulative percentage of contracted UDA delivered 2016 & 2017



Month	Adjusted Scheduled Activity (UDA)	
	2016	2017
April	261	8
May	729	663
June	1,026	899
July	1,470	1,369
August	1,770	1,519
September	1,906	1,791
October	2,410	1,914
November	2,614	2,571
December	3,028	2,844
January	3,242	3,410
February	3,788	3,706
March	4,081	3,923
April	4,148	
May	4,173	
June	4,176	

QUALITY

	Quantity	Base Number	Contract	AT	Region	England
% of FP17s for the same patient ID Re-attending within 3 months - Children	74	1,174	6.3%	12.9%	13.3%	12.3%
% of FP17s for the same patient ID Re-attending within 3 months - Adults	163	1,480	11.0%	17.6%	17.3%	16.7%
% of FP17s for the same patient ID Re-attending between 3 & 9 months - Children	572	1,174	48.7%	56.2%	58.9%	57.6%
% of FP17s for the same patient ID Re-attending between 3 & 9 months - Adults	753	1,480	50.9%	49.9%	52.2%	50.1%
% of FP17s for Band 1 Urgent Courses	239	2,588	9.2%	10.4%	9.2%	9.1%
% of FP17s Relating to Free Repair or Replacements	9	2,588	0.3%	0.9%	1.0%	0.8%
% of FP17s Relating to Continuations	0	2,588	0.0%	1.3%	1.4%	1.2%
% of Patients satisfied with the dentistry they have received	1	1	N/A	92.1%	93.1%	92.8%
% of Patients satisfied with the time they had to wait for an appointment	1	1	N/A	88.1%	89.5%	88.7%

* This is based on patients treated on this contract for their most recent course of treatment. Figures in italics indicate the base number of FP17s or Patient Questionnaire responses are less than 100. N/A is shown where the base number of responses is less than 10 during the period. % is calculated as Quantity/Base number*100

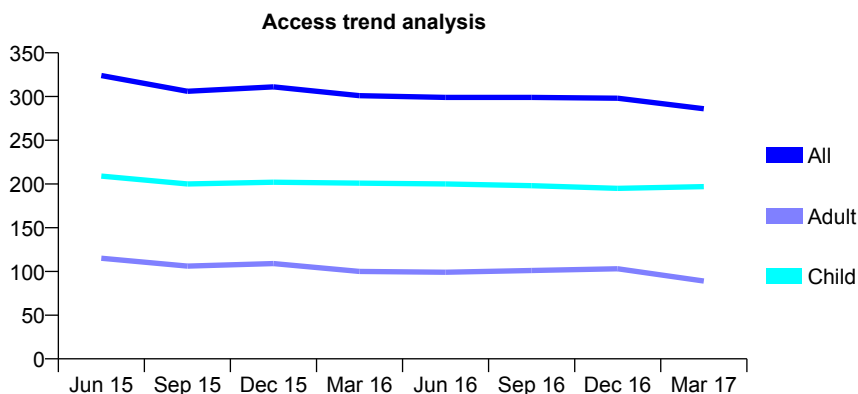
Q46 - Vital Signs At a Glance Contract Report for 686522/0001 - March 2017

Name or company name	MR AC BRISTOW
Contract type name	GDS Contract
Purpose of contract	General
Contract start date	01/04/2006
Contract end date	

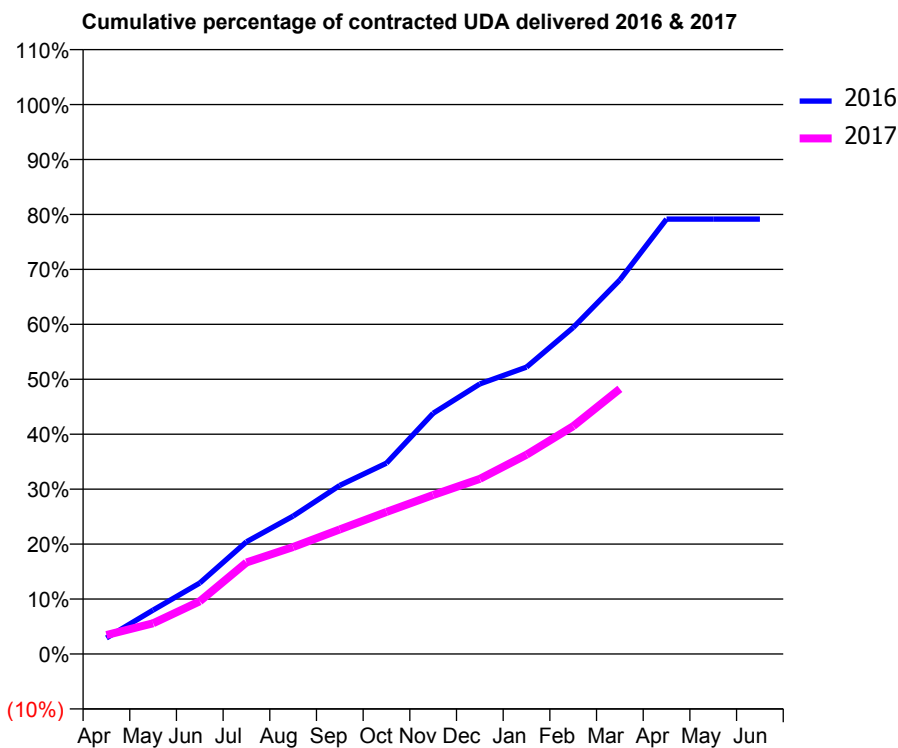
16/17 Contracted general activity (UDA)	750
Carry forward general activity (UDA)	0
16/17 Contracted orthodontic activity (UOA)	0
Carry forward orthodontic activity (UOA)	0
Baseline contract value	£15,021.18

ACCESS*

Patients seen in 24 months	Total	Change since previous quarter
Quarter ending March 2016	301	
Quarter ending June 2016	299	→
Quarter ending September 2016	299	→
Quarter ending December 2016	298	→
Quarter ending March 2017	286	↓
Variance since March 2016	(5.0%)	↓



ACTIVITY



Month	Adjusted Scheduled Activity (UDA)	
	2016	2017
April	22	26
May	60	42
June	97	72
July	153	125
August	188	146
September	230	170
October	261	194
November	329	217
December	369	239
January	392	272
February	446	311
March	511	362
April	594	
May	594	
June	594	

QUALITY

	Quantity	Base Number	Contract	AT	Region	England
% of FP17s for the same patient ID Re-attending within 3 months - Children	6	218	2.8%	12.9%	13.3%	12.3%
% of FP17s for the same patient ID Re-attending within 3 months - Adults	3	63	4.8%	17.6%	17.3%	16.7%
% of FP17s for the same patient ID Re-attending between 3 & 9 months - Children	88	218	40.4%	56.2%	58.9%	57.6%
% of FP17s for the same patient ID Re-attending between 3 & 9 months - Adults	39	63	61.9%	49.9%	52.2%	50.1%
% of FP17s for Band 1 Urgent Courses	0	260	0.0%	10.4%	9.2%	9.1%
% of FP17s Relating to Free Repair or Replacements	0	260	0.0%	0.9%	1.0%	0.8%
% of FP17s Relating to Continuations	1	260	0.4%	1.3%	1.4%	1.2%
% of Patients satisfied with the dentistry they have received	0	0	N/A	92.1%	93.1%	92.8%
% of Patients satisfied with the time they had to wait for an appointment	0	0	N/A	88.1%	89.5%	88.7%

* This is based on patients treated on this contract for their most recent course of treatment. Figures in italics indicate the base number of FP17s or Patient Questionnaire responses are less than 100. N/A is shown where the base number of responses is less than 10 during the period. % is calculated as Quantity/Base number*100

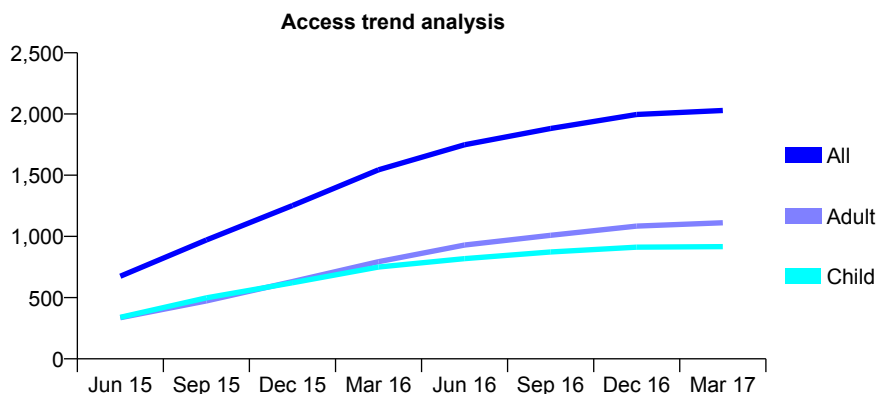
Q46 - Vital Signs At a Glance Contract Report for 688673/0001 - March 2017

Name or company name	MRS S CHOUDHURY
Contract type name	GDS Contract
Purpose of contract	General
Contract start date	01/02/2015
Contract end date	

16/17 Contracted general activity (UDA)	6,323
Carry forward general activity (UDA)	147
16/17 Contracted orthodontic activity (UOA)	0
Carry forward orthodontic activity (UOA)	0
Baseline contract value	£165,055.07

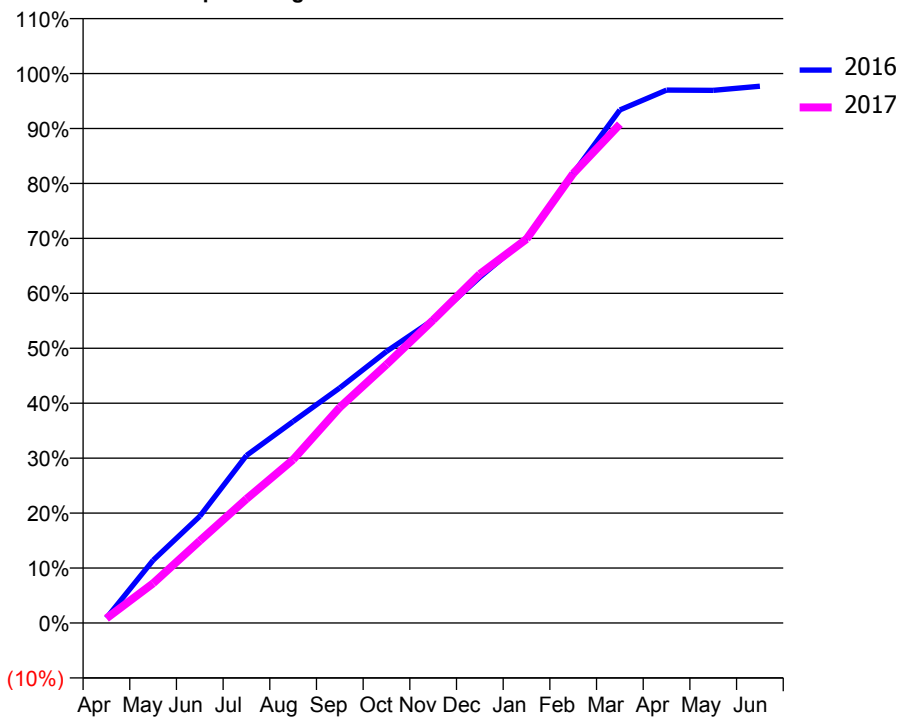
ACCESS*

Patients seen in 24 months	Total	Change since previous quarter
Quarter ending March 2016	1,544	
Quarter ending June 2016	1,749	↑
Quarter ending September 2016	1,882	↑
Quarter ending December 2016	1,996	↑
Quarter ending March 2017	2,029	→
Variance since March 2016	31.4%	↑



ACTIVITY

Cumulative percentage of contracted UDA delivered 2016 & 2017



Adjusted Scheduled Activity (UDA)

Month	2016	2017
April	58	53
May	722	456
June	1,228	947
July	1,928	1,427
August	2,320	1,880
September	2,706	2,481
October	3,125	2,975
November	3,489	3,486
December	3,980	4,017
January	4,430	4,419
February	5,173	5,172
March	5,903	5,739
April	6,132	
May	6,129	
June	6,176	

QUALITY

	Quantity	Base Number	Contract	AT	Region	England
% of FP17s for the same patient ID Re-attending within 3 months - Children	97	1,194	8.1%	12.9%	13.3%	12.3%
% of FP17s for the same patient ID Re-attending within 3 months - Adults	268	1,360	19.7%	17.6%	17.3%	16.7%
% of FP17s for the same patient ID Re-attending between 3 & 9 months - Children	586	1,194	49.1%	56.2%	58.9%	57.6%
% of FP17s for the same patient ID Re-attending between 3 & 9 months - Adults	567	1,360	41.7%	49.9%	52.2%	50.1%
% of FP17s for Band 1 Urgent Courses	160	2,441	6.6%	10.4%	9.2%	9.1%
% of FP17s Relating to Free Repair or Replacements	4	2,441	0.2%	0.9%	1.0%	0.8%
% of FP17s Relating to Continuations	28	2,441	1.1%	1.3%	1.4%	1.2%
% of Patients satisfied with the dentistry they have received	7	8	N/A	92.1%	93.1%	92.8%
% of Patients satisfied with the time they had to wait for an appointment	7	8	N/A	88.1%	89.5%	88.7%

* This is based on patients treated on this contract for their most recent course of treatment. Figures in italics indicate the base number of FP17s or Patient Questionnaire responses are less than 100. N/A is shown where the base number of responses is less than 10 during the period. % is calculated as Quantity/Base number*100

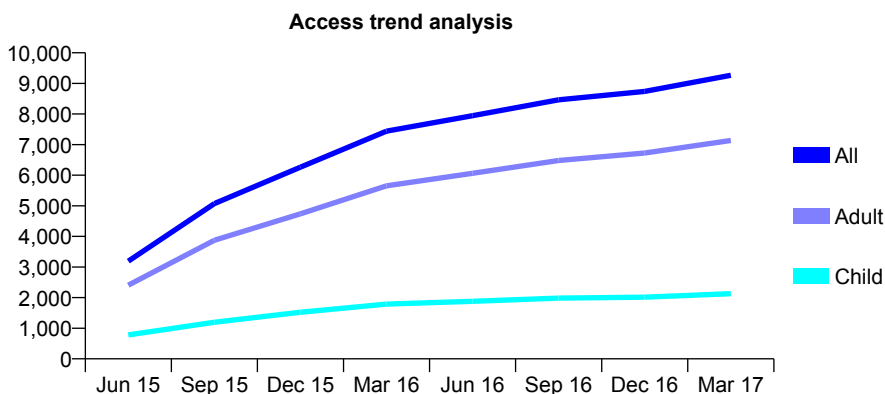
Q46 - Vital Signs At a Glance Contract Report for 709522/0001 - March 2017

Name or company name	MR SJ PATEL
Contract type name	GDS Contract
Purpose of contract	General
Contract start date	01/02/2015
Contract end date	

16/17 Contracted general activity (UDA)	27,224
Carry forward general activity (UDA)	0
16/17 Contracted orthodontic activity (UOA)	0
Carry forward orthodontic activity (UOA)	0
Baseline contract value	£809,582.27

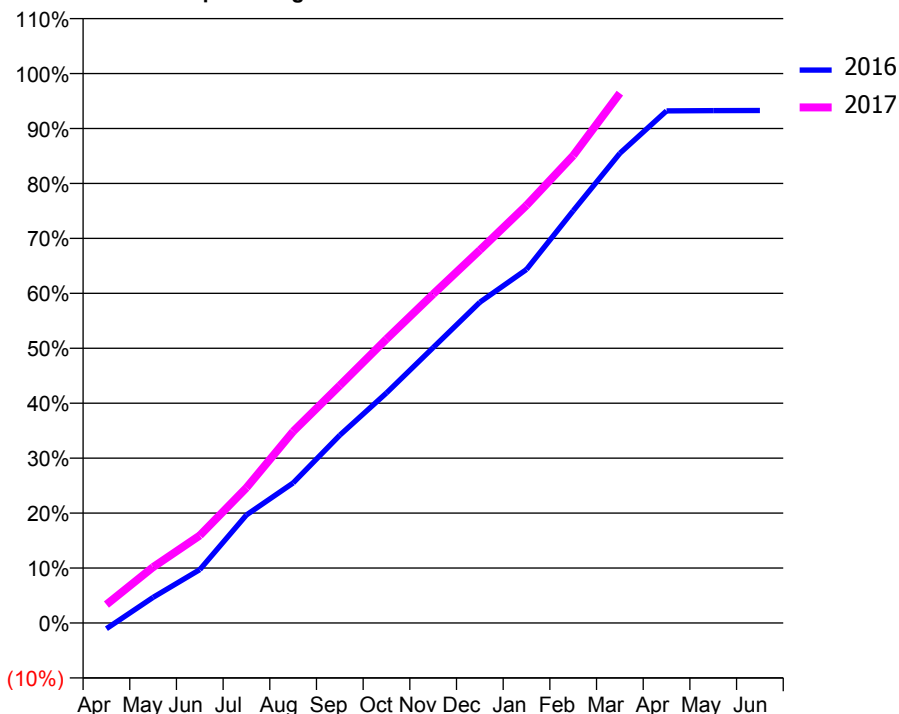
ACCESS*

Patients seen in 24 months	Total	Change since previous quarter
Quarter ending March 2016	7,442	
Quarter ending June 2016	7,944	↑
Quarter ending September 2016	8,466	↑
Quarter ending December 2016	8,738	↑
Quarter ending March 2017	9,264	↑
Variance since March 2016	24.5%	↑



ACTIVITY

Cumulative percentage of contracted UDA delivered 2016 & 2017



Month	Adjusted Scheduled Activity (UDA)	
	2016	2017
April	-289	914
May	1,272	2,769
June	2,645	4,334
July	5,353	6,701
August	6,942	9,489
September	9,304	11,772
October	11,398	14,070
November	13,643	16,294
December	15,890	18,476
January	17,516	20,693
February	20,427	23,158
March	23,273	26,251
April	25,375	
May	25,388	
June	25,390	

QUALITY

	Quantity	Base Number	Contract	AT	Region	England
% of FP17s for the same patient ID Re-attending within 3 months - Children	243	3,063	7.9%	12.9%	13.3%	12.3%
% of FP17s for the same patient ID Re-attending within 3 months - Adults	1,534	10,019	15.3%	17.6%	17.3%	16.7%
% of FP17s for the same patient ID Re-attending between 3 & 9 months - Children	1,464	3,063	47.8%	56.2%	58.9%	57.6%
% of FP17s for the same patient ID Re-attending between 3 & 9 months - Adults	4,577	10,019	45.7%	49.9%	52.2%	50.1%
% of FP17s for Band 1 Urgent Courses	836	12,394	6.7%	10.4%	9.2%	9.1%
% of FP17s Relating to Free Repair or Replacements	105	12,394	0.8%	0.9%	1.0%	0.8%
% of FP17s Relating to Continuations	413	12,394	3.3%	1.3%	1.4%	1.2%
% of Patients satisfied with the dentistry they have received	7	7	N/A	92.1%	93.1%	92.8%
% of Patients satisfied with the time they had to wait for an appointment	6	7	N/A	88.1%	89.5%	88.7%

* This is based on patients treated on this contract for their most recent course of treatment. Figures in italics indicate the base number of FP17s or Patient Questionnaire responses are less than 100. N/A is shown where the base number of responses is less than 10 during the period. % is calculated as Quantity/Base number*100

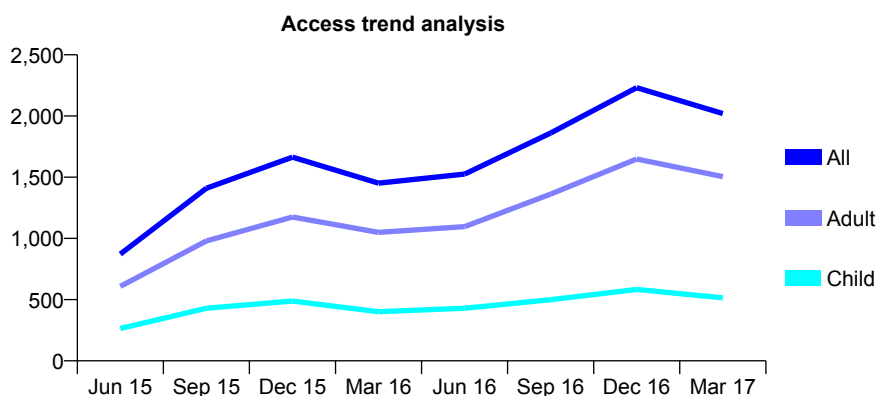
Q46 - Vital Signs At a Glance Contract Report for 709522/0002 - March 2017

Name or company name	MR SJ PATEL
Contract type name	GDS Contract
Purpose of contract	General
Contract start date	01/02/2015
Contract end date	

16/17 Contracted general activity (UDA)	6,300
Carry forward general activity (UDA)	202
16/17 Contracted orthodontic activity (UOA)	0
Carry forward orthodontic activity (UOA)	0
Baseline contract value	£154,017.70

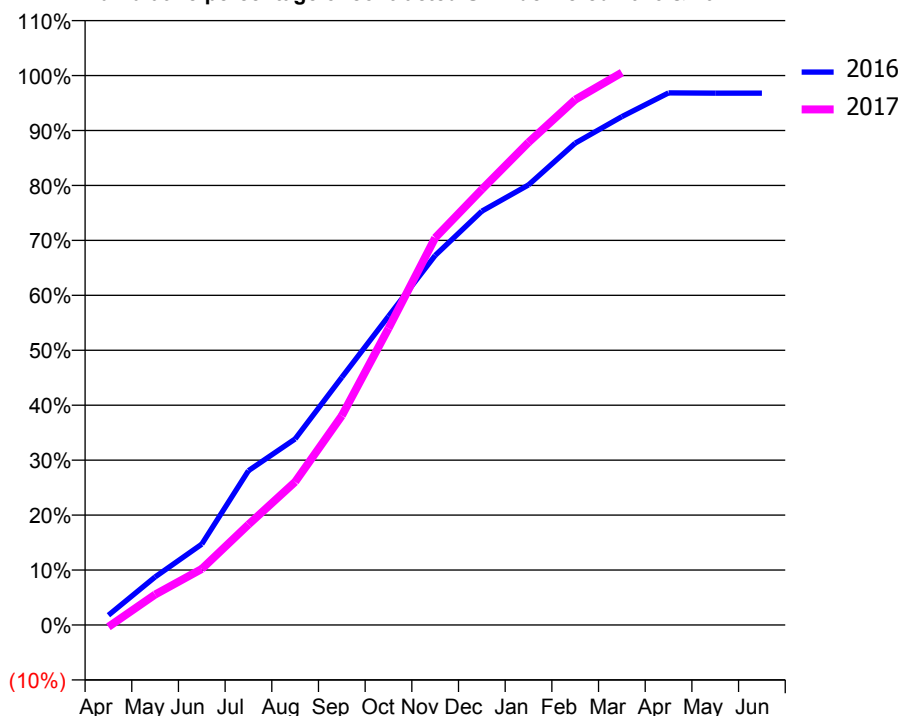
ACCESS*

Patients seen in 24 months	Total	Change since previous quarter
Quarter ending March 2016	1,451	
Quarter ending June 2016	1,526	↑
Quarter ending September 2016	1,861	↑
Quarter ending December 2016	2,232	↑
Quarter ending March 2017	2,020	↓
Variance since March 2016	39.2%	↑



ACTIVITY

Cumulative percentage of contracted UDA delivered 2016 & 2017



Month	Adjusted Scheduled Activity (UDA)	
	2016	2017
April	113	-23
May	551	350
June	927	643
July	1,770	1,153
August	2,134	1,642
September	2,840	2,400
October	3,540	3,400
November	4,237	4,438
December	4,745	4,993
January	5,045	5,534
February	5,524	6,023
March	5,829	6,333
April	6,100	
May	6,098	
June	6,098	

QUALITY

	Quantity	Base Number	Contract	AT	Region	England
% of FP17s for the same patient ID Re-attending within 3 months - Children	35	791	4.4%	12.9%	13.3%	12.3%
% of FP17s for the same patient ID Re-attending within 3 months - Adults	209	2,199	9.5%	17.6%	17.3%	16.7%
% of FP17s for the same patient ID Re-attending between 3 & 9 months - Children	230	791	29.1%	56.2%	58.9%	57.6%
% of FP17s for the same patient ID Re-attending between 3 & 9 months - Adults	538	2,199	24.5%	49.9%	52.2%	50.1%
% of FP17s for Band 1 Urgent Courses	207	2,926	7.1%	10.4%	9.2%	9.1%
% of FP17s Relating to Free Repair or Replacements	20	2,926	0.7%	0.9%	1.0%	0.8%
% of FP17s Relating to Continuations	105	2,926	3.6%	1.3%	1.4%	1.2%
% of Patients satisfied with the dentistry they have received	1	1	N/A	92.1%	93.1%	92.8%
% of Patients satisfied with the time they had to wait for an appointment	1	1	N/A	88.1%	89.5%	88.7%

* This is based on patients treated on this contract for their most recent course of treatment. Figures in italics indicate the base number of FP17s or Patient Questionnaire responses are less than 100. N/A is shown where the base number of responses is less than 10 during the period. % is calculated as Quantity/Base number*100

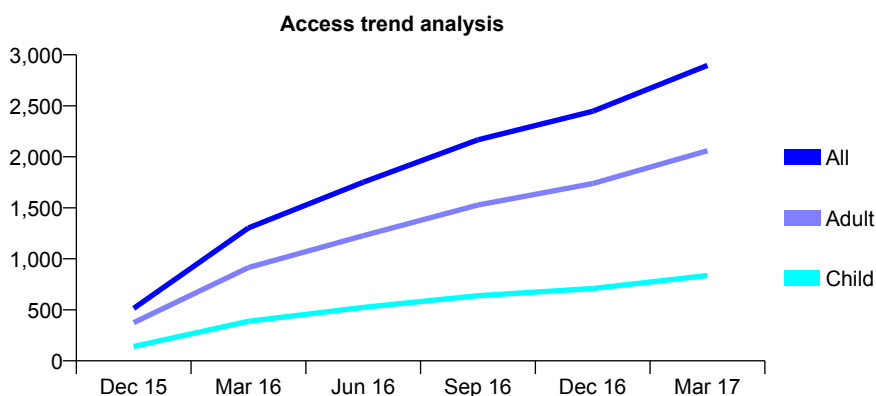
Q46 - Vital Signs At a Glance Contract Report for 718483/0001 - March 2017

Name or company name	MRS R MEHRA
Contract type name	GDS Contract
Purpose of contract	General
Contract start date	01/11/2015
Contract end date	

16/17 Contracted general activity (UDA)	9,767
Carry forward general activity (UDA)	-347
16/17 Contracted orthodontic activity (UOA)	0
Carry forward orthodontic activity (UOA)	0
Baseline contract value	£271,347.76

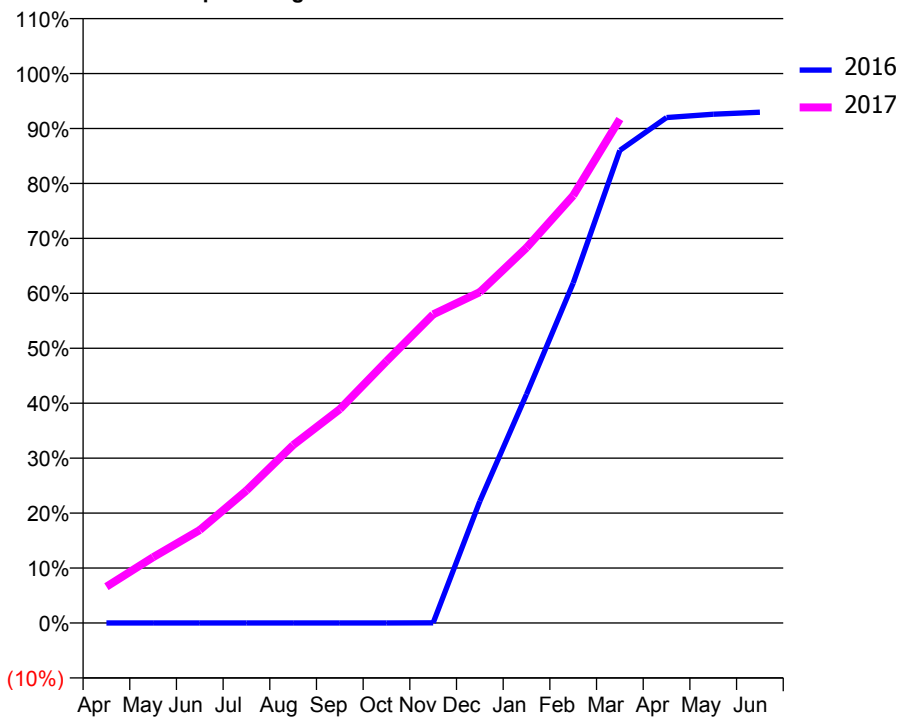
ACCESS*

Patients seen in 24 months	Total	Change since previous quarter
Quarter ending March 2016	1,303	
Quarter ending June 2016	1,751	↑
Quarter ending September 2016	2,167	↑
Quarter ending December 2016	2,447	↑
Quarter ending March 2017	2,896	↑
Variance since March 2016	122.3%	↑



ACTIVITY

Cumulative percentage of contracted UDA delivered 2016 & 2017



Month	Adjusted Scheduled Activity (UDA)	
	2016	2017
April	0	646
May	0	1,169
June	0	1,653
July	0	2,355
August	0	3,164
September	0	3,801
October	0	4,654
November	1	5,487
December	896	5,881
January	1,682	6,670
February	2,500	7,598
March	3,476	8,959
April	3,717	
May	3,742	
June	3,756	

QUALITY

	Quantity	Base Number	Contract	AT	Region	England
% of FP17s for the same patient ID Re-attending within 3 months - Children	172	1,160	14.8%	12.9%	13.3%	12.3%
% of FP17s for the same patient ID Re-attending within 3 months - Adults	806	3,166	25.5%	17.6%	17.3%	16.7%
% of FP17s for the same patient ID Re-attending between 3 & 9 months - Children	321	1,160	27.7%	56.2%	58.9%	57.6%
% of FP17s for the same patient ID Re-attending between 3 & 9 months - Adults	833	3,166	26.3%	49.9%	52.2%	50.1%
% of FP17s for Band 1 Urgent Courses	908	4,195	21.6%	10.4%	9.2%	9.1%
% of FP17s Relating to Free Repair or Replacements	75	4,195	1.8%	0.9%	1.0%	0.8%
% of FP17s Relating to Continuations	88	4,195	2.1%	1.3%	1.4%	1.2%
% of Patients satisfied with the dentistry they have received	5	5	N/A	92.1%	93.1%	92.8%
% of Patients satisfied with the time they had to wait for an appointment	5	5	N/A	88.1%	89.5%	88.7%

* This is based on patients treated on this contract for their most recent course of treatment. Figures in italics indicate the base number of FP17s or Patient Questionnaire responses are less than 100. N/A is shown where the base number of responses is less than 10 during the period. % is calculated as Quantity/Base number*100

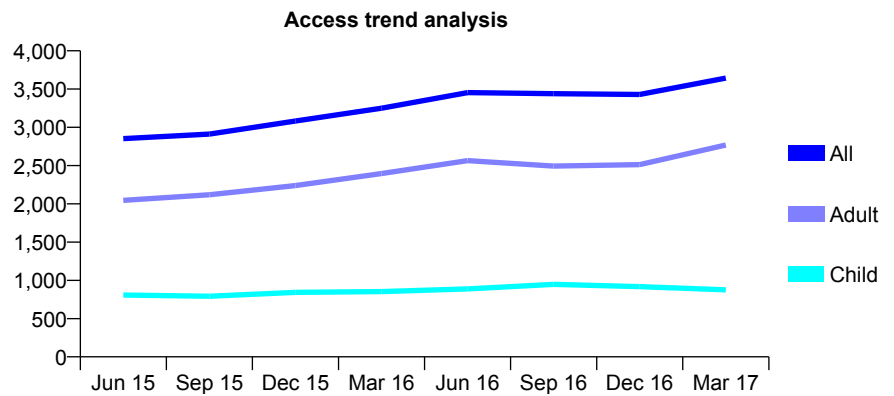
Q46 - Vital Signs At a Glance Contract Report for 729930/0001 - March 2017

Name or company name	MR RW BROWN
Contract type name	GDS Contract
Purpose of contract	General
Contract start date	01/04/2006
Contract end date	

16/17 Contracted general activity (UDA)	11,431
Carry forward general activity (UDA)	-229
16/17 Contracted orthodontic activity (UOA)	0
Carry forward orthodontic activity (UOA)	0
Baseline contract value	£440,719.69

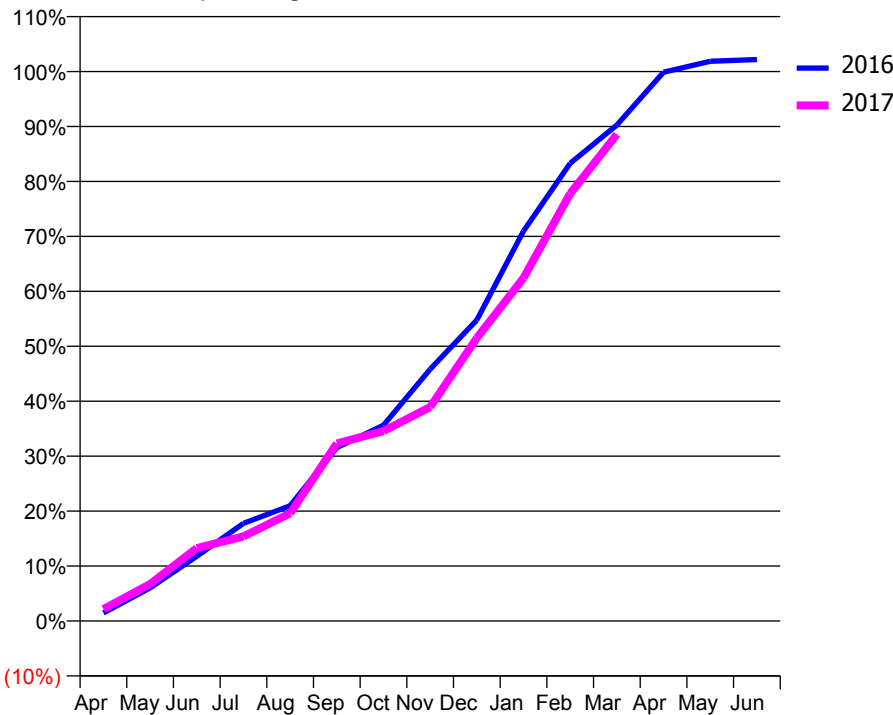
ACCESS*

Patients seen in 24 months	Total	Change since previous quarter
Quarter ending March 2016	3,250	
Quarter ending June 2016	3,453	↑
Quarter ending September 2016	3,440	→
Quarter ending December 2016	3,430	→
Quarter ending March 2017	3,644	↑
Variance since March 2016	12.1%	↑



ACTIVITY

Cumulative percentage of contracted UDA delivered 2016 & 2017



Month	Adjusted Scheduled Activity (UDA)	
	2016	2017
April	167	247
May	688	769
June	1,346	1,515
July	2,032	1,761
August	2,397	2,240
September	3,608	3,695
October	4,073	3,953
November	5,239	4,450
December	6,262	5,886
January	8,113	7,136
February	9,522	8,892
March	10,317	10,123
April	11,416	
May	11,643	
June	11,680	

QUALITY

	Quantity	Base Number	Contract	AT	Region	England
% of FP17s for the same patient ID Re-attending within 3 months - Children	9	585	1.5%	12.9%	13.3%	12.3%
% of FP17s for the same patient ID Re-attending within 3 months - Adults	46	1,762	2.6%	17.6%	17.3%	16.7%
% of FP17s for the same patient ID Re-attending between 3 & 9 months - Children	101	585	17.3%	56.2%	58.9%	57.6%
% of FP17s for the same patient ID Re-attending between 3 & 9 months - Adults	204	1,762	11.6%	49.9%	52.2%	50.1%
% of FP17s for Band 1 Urgent Courses	110	2,056	5.4%	10.4%	9.2%	9.1%
% of FP17s Relating to Free Repair or Replacements	5	2,056	0.2%	0.9%	1.0%	0.8%
% of FP17s Relating to Continuations	3	2,056	0.1%	1.3%	1.4%	1.2%
% of Patients satisfied with the dentistry they have received	2	2	N/A	92.1%	93.1%	92.8%
% of Patients satisfied with the time they had to wait for an appointment	2	2	N/A	88.1%	89.5%	88.7%

* This is based on patients treated on this contract for their most recent course of treatment. Figures in italics indicate the base number of FP17s or Patient Questionnaire responses are less than 100. N/A is shown where the base number of responses is less than 10 during the period. % is calculated as Quantity/Base number*100

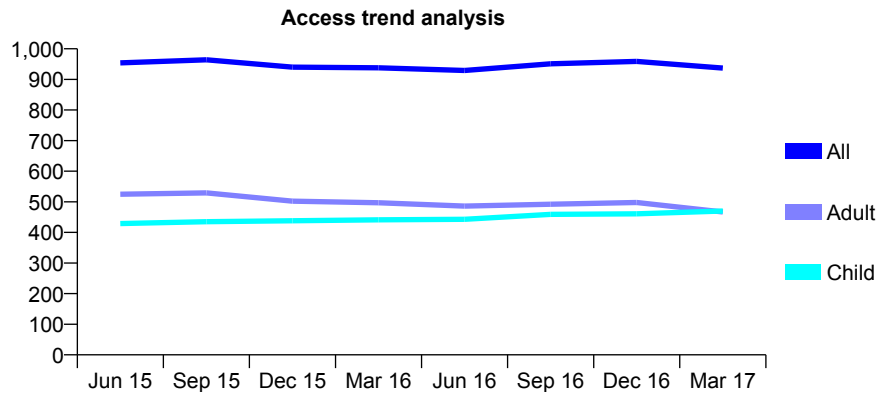
Q46 - Vital Signs At a Glance Contract Report for 731005/0001 - March 2017

Name or company name	MR JA COOPER
Contract type name	GDS Contract
Purpose of contract	General
Contract start date	01/04/2006
Contract end date	

16/17 Contracted general activity (UDA)	3,737
Carry forward general activity (UDA)	-75
16/17 Contracted orthodontic activity (UOA)	0
Carry forward orthodontic activity (UOA)	0
Baseline contract value	£116,052.86

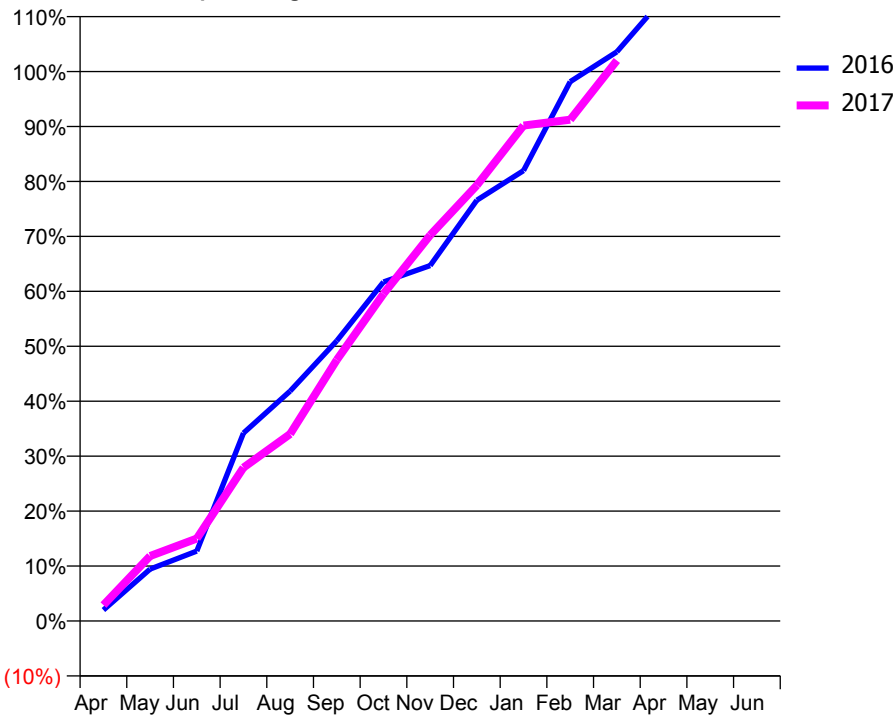
ACCESS*

Patients seen in 24 months	Total	Change since previous quarter
Quarter ending March 2016	938	
Quarter ending June 2016	929	→
Quarter ending September 2016	951	↑
Quarter ending December 2016	959	→
Quarter ending March 2017	937	↓
Variance since March 2016	(0.1%)	→



ACTIVITY

Cumulative percentage of contracted UDA delivered 2016 & 2017



Month	Adjusted Scheduled Activity (UDA)	
	2016	2017
April	75	109
May	353	442
June	475	561
July	1,279	1,043
August	1,564	1,272
September	1,906	1,776
October	2,305	2,225
November	2,417	2,624
December	2,862	2,963
January	3,063	3,369
February	3,668	3,409
March	3,871	3,812
April	4,236	
May	4,298	
June	4,301	

QUALITY

	Quantity	Base Number	Contract	AT	Region	England
% of FP17s for the same patient ID Re-attending within 3 months - Children	105	727	14.4%	12.9%	13.3%	12.3%
% of FP17s for the same patient ID Re-attending within 3 months - Adults	197	707	27.9%	17.6%	17.3%	16.7%
% of FP17s for the same patient ID Re-attending between 3 & 9 months - Children	385	727	53.0%	56.2%	58.9%	57.6%
% of FP17s for the same patient ID Re-attending between 3 & 9 months - Adults	235	707	33.2%	49.9%	52.2%	50.1%
% of FP17s for Band 1 Urgent Courses	213	1,299	16.4%	10.4%	9.2%	9.1%
% of FP17s Relating to Free Repair or Replacements	0	1,299	0.0%	0.9%	1.0%	0.8%
% of FP17s Relating to Continuations	0	1,299	0.0%	1.3%	1.4%	1.2%
% of Patients satisfied with the dentistry they have received	0	0	N/A	92.1%	93.1%	92.8%
% of Patients satisfied with the time they had to wait for an appointment	0	0	N/A	88.1%	89.5%	88.7%

* This is based on patients treated on this contract for their most recent course of treatment. Figures in italics indicate the base number of FP17s or Patient Questionnaire responses are less than 100. N/A is shown where the base number of responses is less than 10 during the period. % is calculated as Quantity/Base number*100

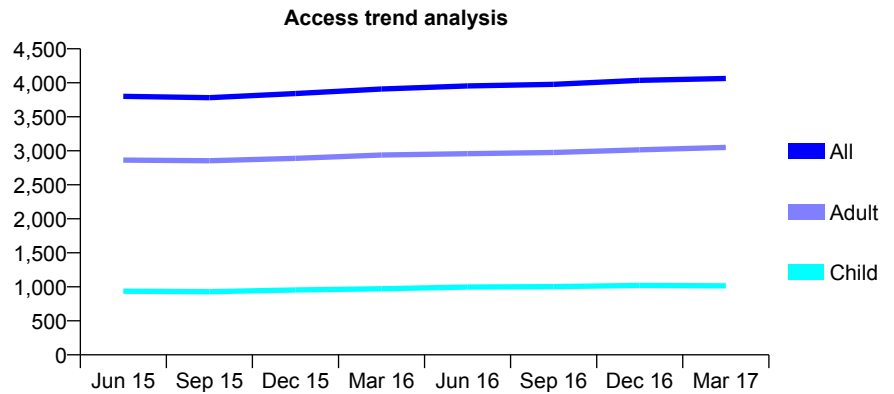
Q46 - Vital Signs At a Glance Contract Report for 732192/0003 - March 2017

Name or company name	Red Rose Dental Group
Contract type name	GDS Contract
Purpose of contract	General
Contract start date	01/04/2006
Contract end date	

16/17 Contracted general activity (UDA)	11,959
Carry forward general activity (UDA)	-49
16/17 Contracted orthodontic activity (UOA)	0
Carry forward orthodontic activity (UOA)	0
Baseline contract value	£353,958.48

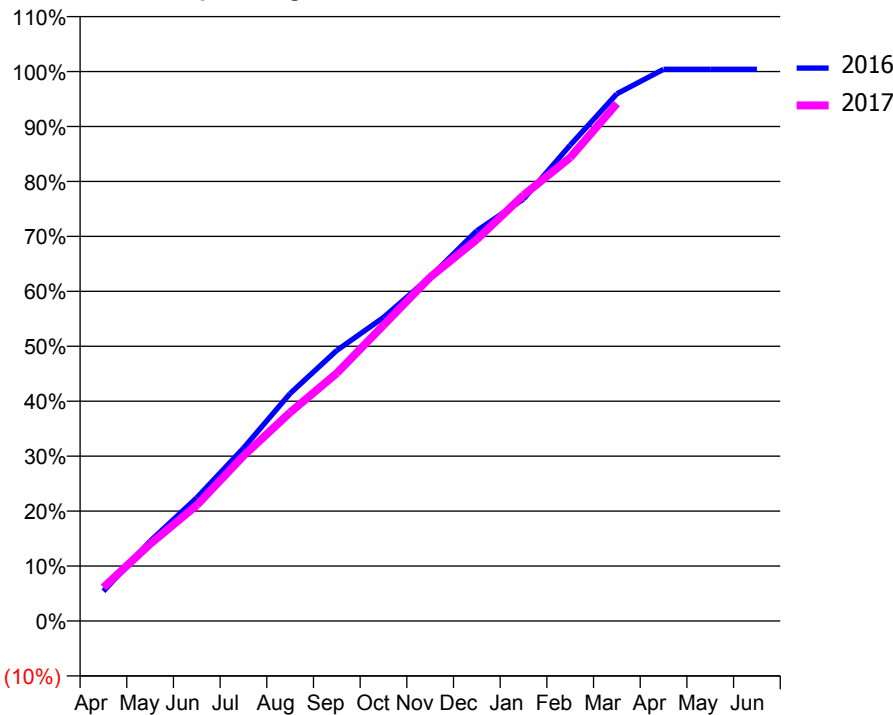
ACCESS*

Patients seen in 24 months	Total	Change since previous quarter
Quarter ending March 2016	3,909	
Quarter ending June 2016	3,954	→
Quarter ending September 2016	3,977	→
Quarter ending December 2016	4,036	→
Quarter ending March 2017	4,064	→
Variance since March 2016	4.0%	↑



ACTIVITY

Cumulative percentage of contracted UDA delivered 2016 & 2017



Month	Adjusted Scheduled Activity (UDA)	
	2016	2017
April	649	731
May	1,737	1,677
June	2,684	2,520
July	3,763	3,593
August	4,954	4,541
September	5,890	5,393
October	6,608	6,438
November	7,488	7,484
December	8,492	8,303
January	9,184	9,268
February	10,357	10,088
March	11,474	11,260
April	12,006	
May	12,008	
June	12,008	

QUALITY

	Quantity	Base Number	Contract	AT	Region	England
% of FP17s for the same patient ID Re-attending within 3 months - Children	150	1,553	9.7%	12.9%	13.3%	12.3%
% of FP17s for the same patient ID Re-attending within 3 months - Adults	701	4,499	15.6%	17.6%	17.3%	16.7%
% of FP17s for the same patient ID Re-attending between 3 & 9 months - Children	907	1,553	58.4%	56.2%	58.9%	57.6%
% of FP17s for the same patient ID Re-attending between 3 & 9 months - Adults	2,246	4,499	49.9%	49.9%	52.2%	50.1%
% of FP17s for Band 1 Urgent Courses	487	5,809	8.4%	10.4%	9.2%	9.1%
% of FP17s Relating to Free Repair or Replacements	65	5,809	1.1%	0.9%	1.0%	0.8%
% of FP17s Relating to Continuations	139	5,809	2.4%	1.3%	1.4%	1.2%
% of Patients satisfied with the dentistry they have received	4	4	N/A	92.1%	93.1%	92.8%
% of Patients satisfied with the time they had to wait for an appointment	4	4	N/A	88.1%	89.5%	88.7%

* This is based on patients treated on this contract for their most recent course of treatment. Figures in italics indicate the base number of FP17s or Patient Questionnaire responses are less than 100. N/A is shown where the base number of responses is less than 10 during the period. % is calculated as Quantity/Base number*100

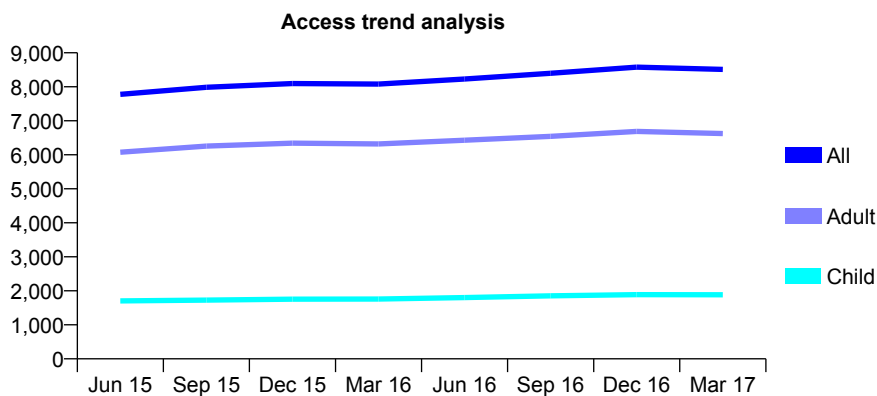
Q46 - Vital Signs At a Glance Contract Report for 732192/0004 - March 2017

Name or company name	Red Rose Dental Group
Contract type name	GDS Contract
Purpose of contract	General
Contract start date	01/10/2007
Contract end date	

16/17 Contracted general activity (UDA)	21,384
Carry forward general activity (UDA)	-95
16/17 Contracted orthodontic activity (UOA)	0
Carry forward orthodontic activity (UOA)	0
Baseline contract value	£632,916.10

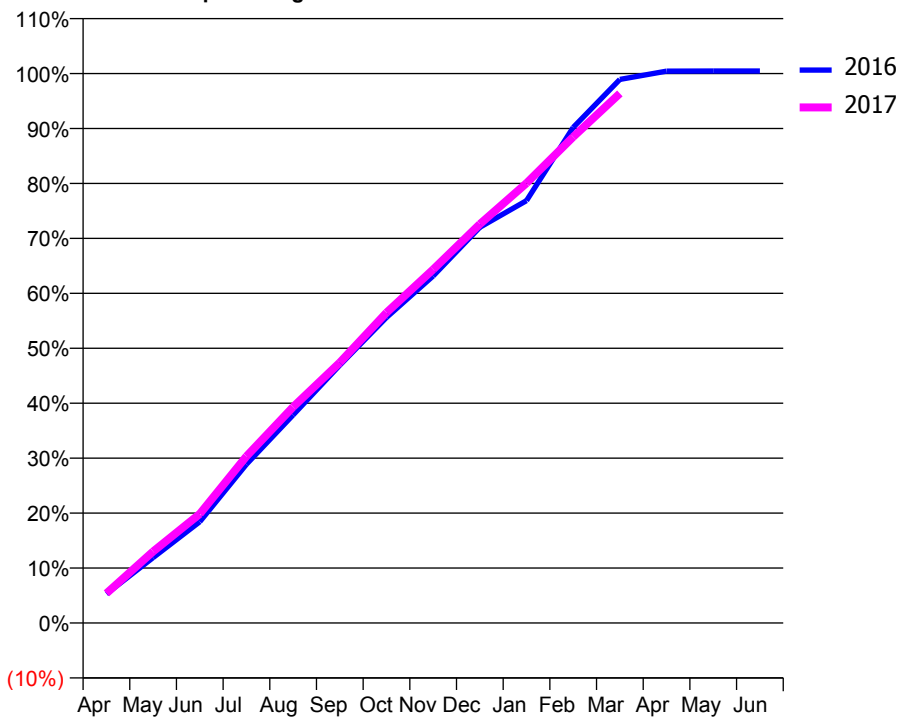
ACCESS*

Patients seen in 24 months	Total	Change since previous quarter
Quarter ending March 2016	8,079	
Quarter ending June 2016	8,229	→
Quarter ending September 2016	8,399	↑
Quarter ending December 2016	8,577	↑
Quarter ending March 2017	8,513	→
Variance since March 2016	5.4%	↑



ACTIVITY

Cumulative percentage of contracted UDA delivered 2016 & 2017



Month	Adjusted Scheduled Activity (UDA)	
	2016	2017
April	1,136	1,153
May	2,546	2,786
June	3,941	4,248
July	6,179	6,488
August	8,100	8,410
September	10,033	10,135
October	11,891	12,078
November	13,506	13,762
December	15,401	15,524
January	16,435	17,115
February	19,287	18,915
March	21,155	20,608
April	21,475	
May	21,479	
June	21,479	

QUALITY

	Quantity	Base Number	Contract	AT	Region	England
% of FP17s for the same patient ID Re-attending within 3 months - Children	215	2,484	8.7%	12.9%	13.3%	12.3%
% of FP17s for the same patient ID Re-attending within 3 months - Adults	1,261	8,440	14.9%	17.6%	17.3%	16.7%
% of FP17s for the same patient ID Re-attending between 3 & 9 months - Children	1,279	2,484	51.5%	56.2%	58.9%	57.6%
% of FP17s for the same patient ID Re-attending between 3 & 9 months - Adults	4,253	8,440	50.4%	49.9%	52.2%	50.1%
% of FP17s for Band 1 Urgent Courses	925	10,750	8.6%	10.4%	9.2%	9.1%
% of FP17s Relating to Free Repair or Replacements	89	10,750	0.8%	0.9%	1.0%	0.8%
% of FP17s Relating to Continuations	289	10,750	2.7%	1.3%	1.4%	1.2%
% of Patients satisfied with the dentistry they have received	6	6	N/A	92.1%	93.1%	92.8%
% of Patients satisfied with the time they had to wait for an appointment	6	6	N/A	88.1%	89.5%	88.7%

* This is based on patients treated on this contract for their most recent course of treatment. Figures in italics indicate the base number of FP17s or Patient Questionnaire responses are less than 100. N/A is shown where the base number of responses is less than 10 during the period. % is calculated as Quantity/Base number*100

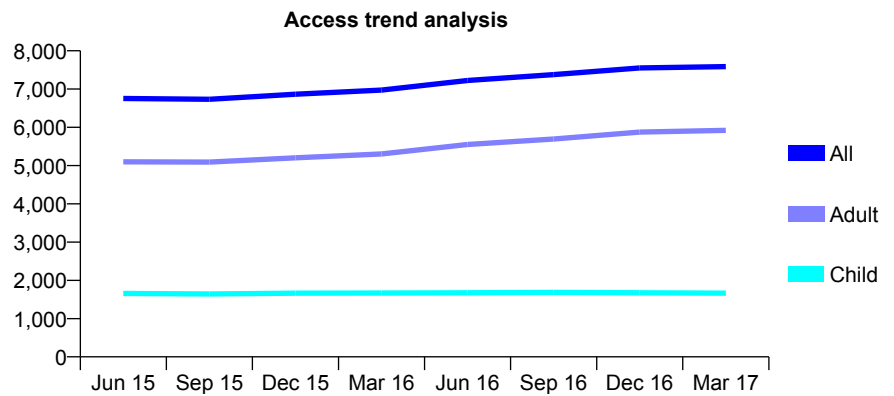
Q46 - Vital Signs At a Glance Contract Report for 732494/0001 - March 2017

Name or company name	MR DN GILL
Contract type name	GDS Contract
Purpose of contract	General
Contract start date	01/04/2006
Contract end date	

16/17 Contracted general activity (UDA)	21,547
Carry forward general activity (UDA)	-141
16/17 Contracted orthodontic activity (UOA)	0
Carry forward orthodontic activity (UOA)	0
Baseline contract value	£537,952.75

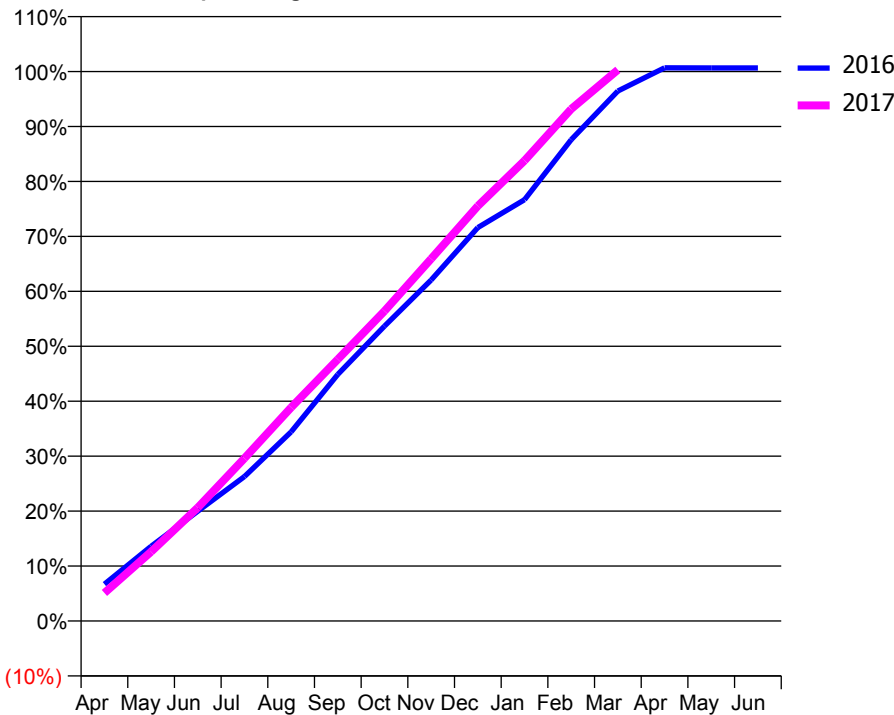
ACCESS*

Patients seen in 24 months	Total	Change since previous quarter
Quarter ending March 2016	6,972	
Quarter ending June 2016	7,226	↑
Quarter ending September 2016	7,379	↑
Quarter ending December 2016	7,551	↑
Quarter ending March 2017	7,588	→
Variance since March 2016	8.8%	↑



ACTIVITY

Cumulative percentage of contracted UDA delivered 2016 & 2017



Month	Adjusted Scheduled Activity (UDA)	
	2016	2017
April	1,443	1,103
May	2,933	2,715
June	4,307	4,445
July	5,664	6,384
August	7,419	8,372
September	9,669	10,260
October	11,562	12,156
November	13,372	14,203
December	15,426	16,275
January	16,520	18,052
February	18,875	20,074
March	20,784	21,615
April	21,692	
May	21,688	
June	21,688	

QUALITY

	Quantity	Base Number	Contract	AT	Region	England
% of FP17s for the same patient ID Re-attending within 3 months - Children	584	3,327	17.6%	12.9%	13.3%	12.3%
% of FP17s for the same patient ID Re-attending within 3 months - Adults	922	9,283	9.9%	17.6%	17.3%	16.7%
% of FP17s for the same patient ID Re-attending between 3 & 9 months - Children	2,227	3,327	66.9%	56.2%	58.9%	57.6%
% of FP17s for the same patient ID Re-attending between 3 & 9 months - Adults	5,863	9,283	63.2%	49.9%	52.2%	50.1%
% of FP17s for Band 1 Urgent Courses	442	12,109	3.7%	10.4%	9.2%	9.1%
% of FP17s Relating to Free Repair or Replacements	104	12,109	0.9%	0.9%	1.0%	0.8%
% of FP17s Relating to Continuations	32	12,109	0.3%	1.3%	1.4%	1.2%
% of Patients satisfied with the dentistry they have received	16	16	100.0%	92.1%	93.1%	92.8%
% of Patients satisfied with the time they had to wait for an appointment	15	16	93.8%	88.1%	89.5%	88.7%

* This is based on patients treated on this contract for their most recent course of treatment. Figures in italics indicate the base number of FP17s or Patient Questionnaire responses are less than 100. N/A is shown where the base number of responses is less than 10 during the period. % is calculated as Quantity/Base number*100

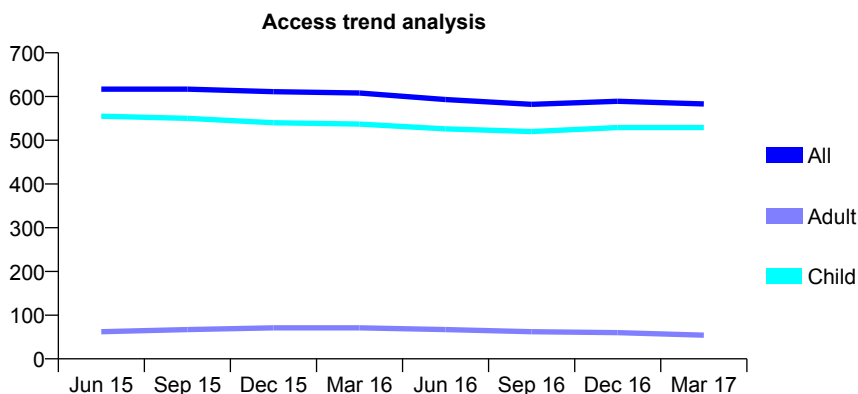
Q46 - Vital Signs At a Glance Contract Report for 732710/0001 - March 2017

Name or company name	MRS DE SLOANE
Contract type name	GDS Contract
Purpose of contract	General
Contract start date	01/04/2006
Contract end date	

16/17 Contracted general activity (UDA)	923
Carry forward general activity (UDA)	-18
16/17 Contracted orthodontic activity (UOA)	0
Carry forward orthodontic activity (UOA)	0
Baseline contract value	£22,826.45

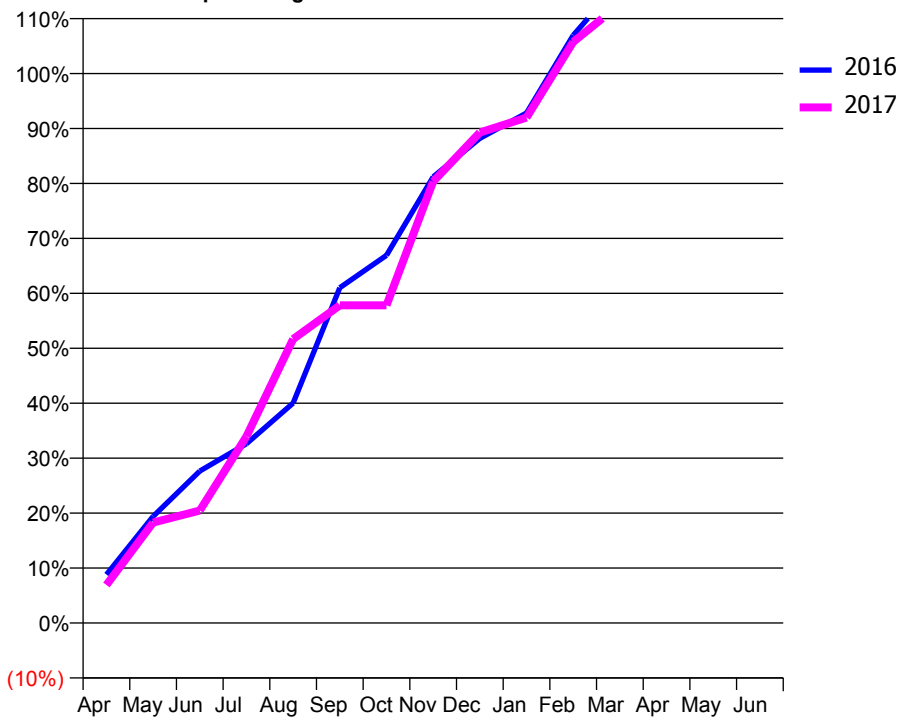
ACCESS*

Patients seen in 24 months	Total	Change since previous quarter
Quarter ending March 2016	608	
Quarter ending June 2016	593	↓
Quarter ending September 2016	582	↓
Quarter ending December 2016	589	→
Quarter ending March 2017	583	↓
Variance since March 2016	(4.1%)	↓



ACTIVITY

Cumulative percentage of contracted UDA delivered 2016 & 2017



Adjusted Scheduled Activity (UDA)

Month	2016	2017
April	81	64
May	179	169
June	255	189
July	301	313
August	369	477
September	563	534
October	618	534
November	749	742
December	814	824
January	857	849
February	987	976
March	1,077	1,039
April	1,136	
May	1,136	
June	1,136	

QUALITY

	Quantity	Base Number	Contract	AT	Region	England
% of FP17s for the same patient ID Re-attending within 3 months - Children	63	863	7.3%	12.9%	13.3%	12.3%
% of FP17s for the same patient ID Re-attending within 3 months - Adults	1	32	3.1%	17.6%	17.3%	16.7%
% of FP17s for the same patient ID Re-attending between 3 & 9 months - Children	622	863	72.1%	56.2%	58.9%	57.6%
% of FP17s for the same patient ID Re-attending between 3 & 9 months - Adults	20	32	62.5%	49.9%	52.2%	50.1%
% of FP17s for Band 1 Urgent Courses	41	843	4.9%	10.4%	9.2%	9.1%
% of FP17s Relating to Free Repair or Replacements	0	843	0.0%	0.9%	1.0%	0.8%
% of FP17s Relating to Continuations	0	843	0.0%	1.3%	1.4%	1.2%
% of Patients satisfied with the dentistry they have received	0	0	N/A	92.1%	93.1%	92.8%
% of Patients satisfied with the time they had to wait for an appointment	0	0	N/A	88.1%	89.5%	88.7%

* This is based on patients treated on this contract for their most recent course of treatment. Figures in italics indicate the base number of FP17s or Patient Questionnaire responses are less than 100. N/A is shown where the base number of responses is less than 10 during the period. % is calculated as Quantity/Base number*100

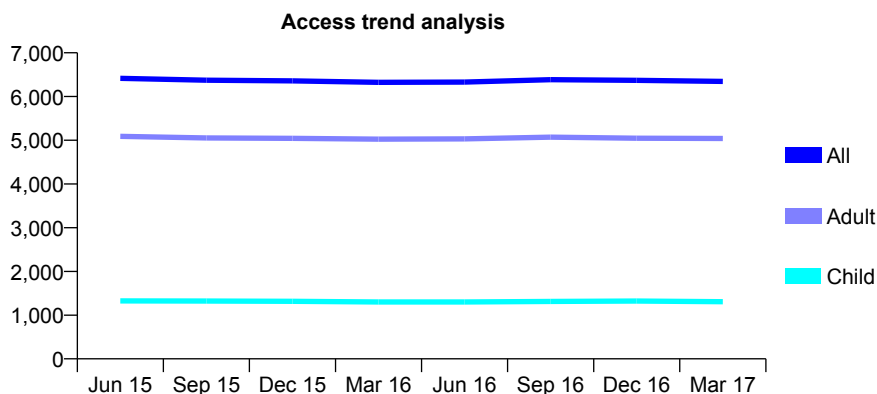
Q46 - Vital Signs At a Glance Contract Report for 738395/0001 - March 2017

Name or company name	MR DM HARPER
Contract type name	GDS Contract
Purpose of contract	General and Orthodontic
Contract start date	01/04/2006
Contract end date	

16/17 Contracted general activity (UDA)	18,139
Carry forward general activity (UDA)	-358
16/17 Contracted orthodontic activity (UOA)	0
Carry forward orthodontic activity (UOA)	0
Baseline contract value	£564,317.42

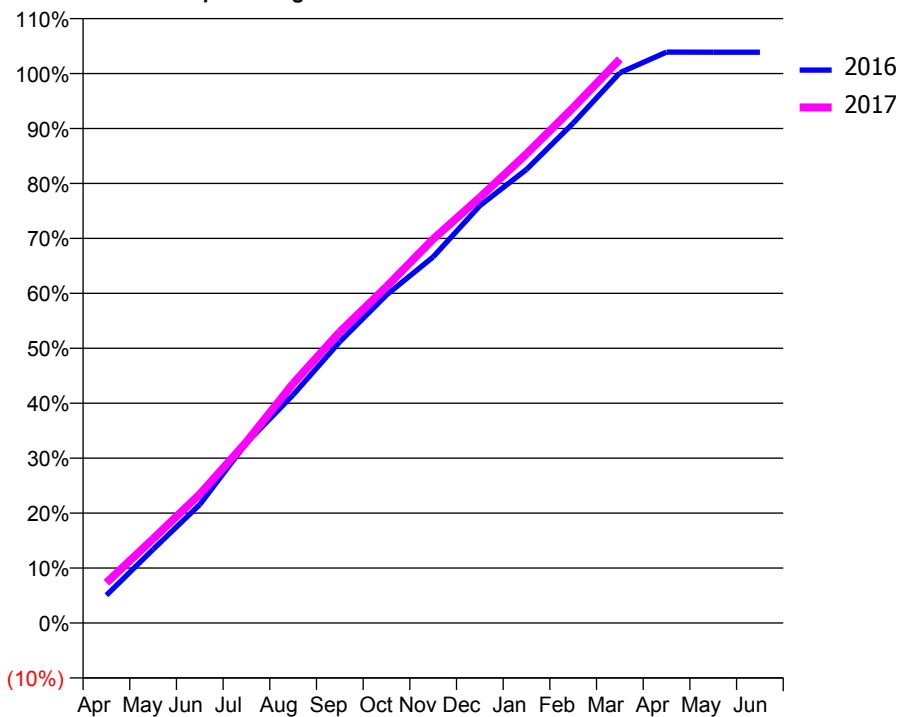
ACCESS*

Patients seen in 24 months	Total	Change since previous quarter
Quarter ending March 2016	6,325	
Quarter ending June 2016	6,331	→
Quarter ending September 2016	6,385	→
Quarter ending December 2016	6,369	→
Quarter ending March 2017	6,346	→
Variance since March 2016	0.3%	→



ACTIVITY

Cumulative percentage of contracted UDA delivered 2016 & 2017



Month	Adjusted Scheduled Activity (UDA)	
	2016	2017
April	911	1,333
May	2,413	2,780
June	3,883	4,255
July	5,900	5,979
August	7,476	7,908
September	9,215	9,609
October	10,749	11,102
November	11,997	12,676
December	13,671	14,050
January	14,859	15,488
February	16,379	17,014
March	18,028	18,614
April	18,704	
May	18,703	
June	18,702	

QUALITY

	Quantity	Base Number	Contract	AT	Region	England
% of FP17s for the same patient ID Re-attending within 3 months - Children	156	2,169	7.2%	12.9%	13.3%	12.3%
% of FP17s for the same patient ID Re-attending within 3 months - Adults	1,242	7,849	15.8%	17.6%	17.3%	16.7%
% of FP17s for the same patient ID Re-attending between 3 & 9 months - Children	1,386	2,169	63.9%	56.2%	58.9%	57.6%
% of FP17s for the same patient ID Re-attending between 3 & 9 months - Adults	4,652	7,849	59.3%	49.9%	52.2%	50.1%
% of FP17s for Band 1 Urgent Courses	1,031	9,729	10.6%	10.4%	9.2%	9.1%
% of FP17s Relating to Free Repair or Replacements	98	9,729	1.0%	0.9%	1.0%	0.8%
% of FP17s Relating to Continuations	83	9,729	0.9%	1.3%	1.4%	1.2%
% of Patients satisfied with the dentistry they have received	6	6	N/A	92.1%	93.1%	92.8%
% of Patients satisfied with the time they had to wait for an appointment	5	6	N/A	88.1%	89.5%	88.7%

* This is based on patients treated on this contract for their most recent course of treatment. Figures in italics indicate the base number of FP17s or Patient Questionnaire responses are less than 100. N/A is shown where the base number of responses is less than 10 during the period. % is calculated as Quantity/Base number*100

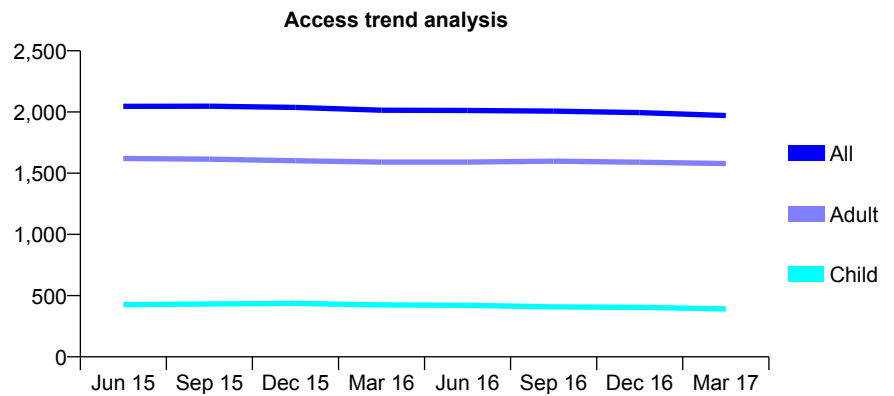
Q46 - Vital Signs At a Glance Contract Report for 738689/0001 - March 2017

Name or company name	MR ID HASKINS
Contract type name	GDS Contract
Purpose of contract	General
Contract start date	01/04/2006
Contract end date	

16/17 Contracted general activity (UDA)	5,000
Carry forward general activity (UDA)	-100
16/17 Contracted orthodontic activity (UOA)	0
Carry forward orthodontic activity (UOA)	0
Baseline contract value	£115,366.60

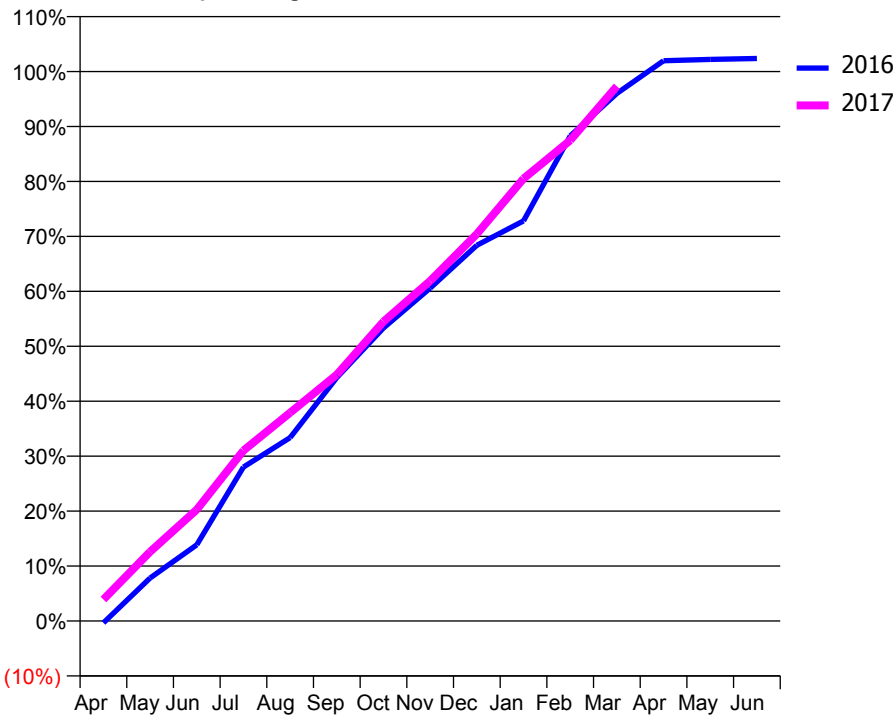
ACCESS*

Patients seen in 24 months	Total	Change since previous quarter
Quarter ending March 2016	2,015	
Quarter ending June 2016	2,012	→
Quarter ending September 2016	2,007	→
Quarter ending December 2016	1,995	→
Quarter ending March 2017	1,971	↓
Variance since March 2016	(2.2%)	↓



ACTIVITY

Cumulative percentage of contracted UDA delivered 2016 & 2017



Month	Adjusted Scheduled Activity (UDA)	
	2016	2017
April	-17	196
May	392	630
June	693	1,014
July	1,401	1,551
August	1,669	1,896
September	2,215	2,241
October	2,666	2,725
November	3,029	3,094
December	3,419	3,521
January	3,641	4,025
February	4,413	4,373
March	4,801	4,867
April	5,098	
May	5,110	
June	5,119	

QUALITY

	Quantity	Base Number	Contract	AT	Region	England
% of FP17s for the same patient ID Re-attending within 3 months - Children	44	558	7.9%	12.9%	13.3%	12.3%
% of FP17s for the same patient ID Re-attending within 3 months - Adults	468	2,469	19.0%	17.6%	17.3%	16.7%
% of FP17s for the same patient ID Re-attending between 3 & 9 months - Children	358	558	64.2%	56.2%	58.9%	57.6%
% of FP17s for the same patient ID Re-attending between 3 & 9 months - Adults	1,435	2,469	58.1%	49.9%	52.2%	50.1%
% of FP17s for Band 1 Urgent Courses	188	2,855	6.6%	10.4%	9.2%	9.1%
% of FP17s Relating to Free Repair or Replacements	71	2,855	2.5%	0.9%	1.0%	0.8%
% of FP17s Relating to Continuations	57	2,855	2.0%	1.3%	1.4%	1.2%
% of Patients satisfied with the dentistry they have received	0	0	N/A	92.1%	93.1%	92.8%
% of Patients satisfied with the time they had to wait for an appointment	0	0	N/A	88.1%	89.5%	88.7%

* This is based on patients treated on this contract for their most recent course of treatment. Figures in italics indicate the base number of FP17s or Patient Questionnaire responses are less than 100. N/A is shown where the base number of responses is less than 10 during the period. % is calculated as Quantity/Base number*100

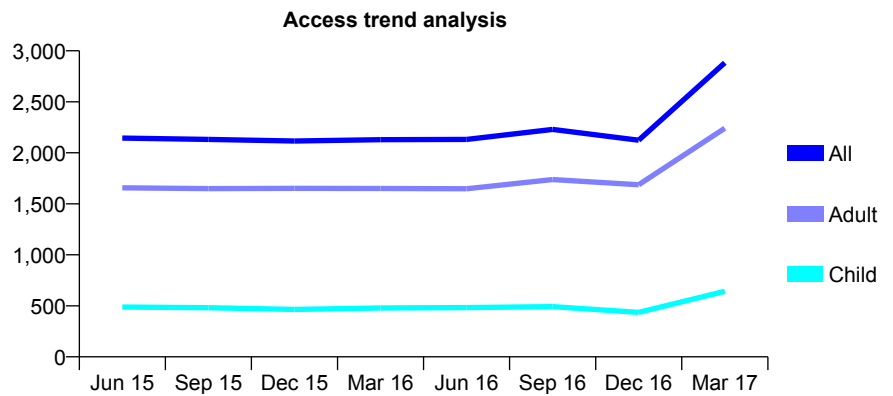
Q46 - Vital Signs At a Glance Contract Report for 739650/0001 - March 2017

Name or company name	Ms G Midha
Contract type name	GDS Contract
Purpose of contract	General
Contract start date	01/04/2006
Contract end date	

16/17 Contracted general activity (UDA)	10,137
Carry forward general activity (UDA)	0
16/17 Contracted orthodontic activity (UOA)	0
Carry forward orthodontic activity (UOA)	0
Baseline contract value	£226,400.32

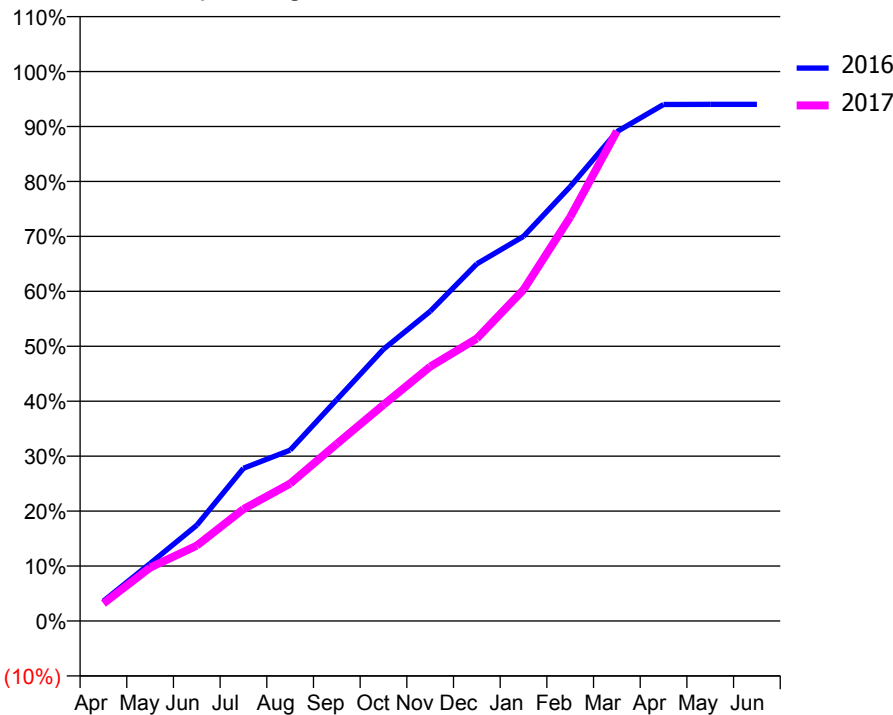
ACCESS*

Patients seen in 24 months	Total	Change since previous quarter
Quarter ending March 2016	2,129	
Quarter ending June 2016	2,131	→
Quarter ending September 2016	2,230	↑
Quarter ending December 2016	2,123	↓
Quarter ending March 2017	2,883	↑
Variance since March 2016	35.4%	↑



ACTIVITY

Cumulative percentage of contracted UDA delivered 2016 & 2017



Month	Adjusted Scheduled Activity (UDA)	
	2016	2017
April	298	323
May	858	985
June	1,430	1,391
July	2,279	2,064
August	2,551	2,535
September	3,305	3,267
October	4,057	3,988
November	4,622	4,693
December	5,330	5,210
January	5,740	6,111
February	6,483	7,451
March	7,302	9,037
April	7,708	
May	7,710	
June	7,710	

QUALITY

	Quantity	Base Number	Contract	AT	Region	England
% of FP17s for the same patient ID Re-attending within 3 months - Children	101	801	12.6%	12.9%	13.3%	12.3%
% of FP17s for the same patient ID Re-attending within 3 months - Adults	629	3,060	20.6%	17.6%	17.3%	16.7%
% of FP17s for the same patient ID Re-attending between 3 & 9 months - Children	222	801	27.7%	56.2%	58.9%	57.6%
% of FP17s for the same patient ID Re-attending between 3 & 9 months - Adults	855	3,060	27.9%	49.9%	52.2%	50.1%
% of FP17s for Band 1 Urgent Courses	814	3,732	21.8%	10.4%	9.2%	9.1%
% of FP17s Relating to Free Repair or Replacements	33	3,732	0.9%	0.9%	1.0%	0.8%
% of FP17s Relating to Continuations	44	3,732	1.2%	1.3%	1.4%	1.2%
% of Patients satisfied with the dentistry they have received	1	1	N/A	92.1%	93.1%	92.8%
% of Patients satisfied with the time they had to wait for an appointment	1	1	N/A	88.1%	89.5%	88.7%

* This is based on patients treated on this contract for their most recent course of treatment. Figures in italics indicate the base number of FP17s or Patient Questionnaire responses are less than 100. N/A is shown where the base number of responses is less than 10 during the period. % is calculated as Quantity/Base number*100

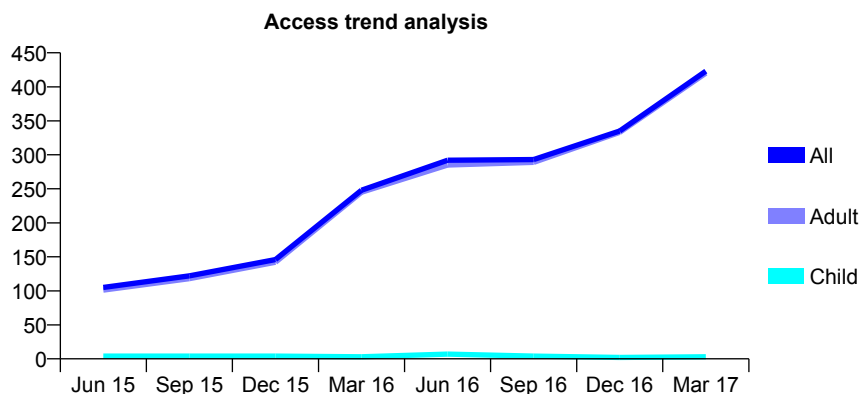
Q46 - Vital Signs At a Glance Contract Report for 741582/0001 - March 2017

Name or company name	Red Rose Dental Group
Contract type name	PDS Contract
Purpose of contract	General
Contract start date	01/09/2007
Contract end date	31/03/2019

16/17 Contracted general activity (UDA)	1,392
Carry forward general activity (UDA)	0
16/17 Contracted orthodontic activity (UOA)	0
Carry forward orthodontic activity (UOA)	0
Baseline contract value	£250,666.67

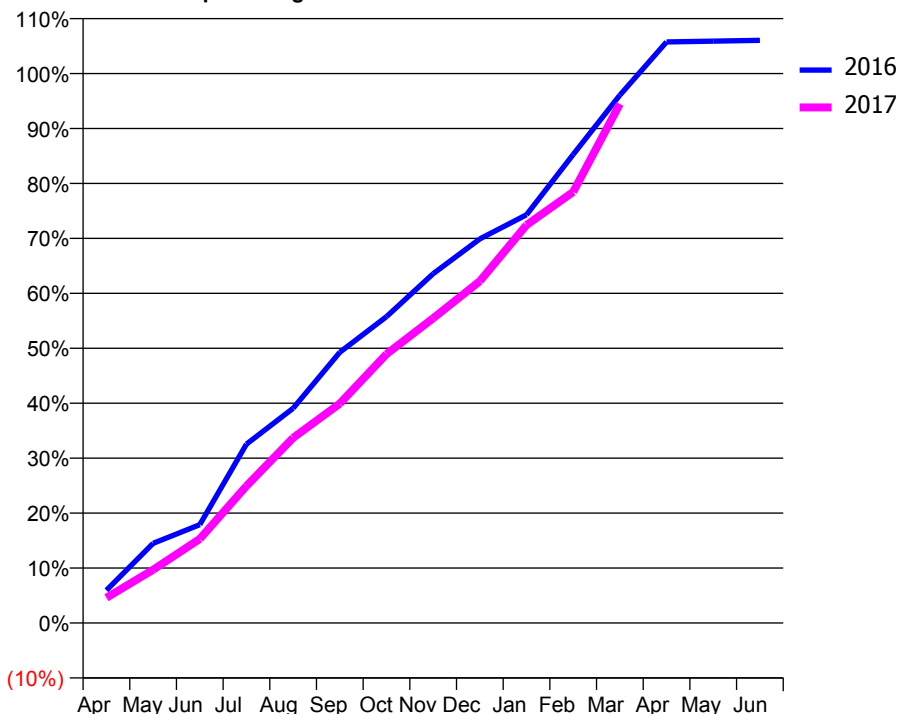
ACCESS*

Patients seen in 24 months	Total	Change since previous quarter
Quarter ending March 2016	248	
Quarter ending June 2016	292	↑
Quarter ending September 2016	293	→
Quarter ending December 2016	335	↑
Quarter ending March 2017	423	↑
Variance since March 2016	70.6%	↑



ACTIVITY

Cumulative percentage of contracted UDA delivered 2016 & 2017



Month	Adjusted Scheduled Activity (UDA)	
	2016	2017
April	83	64
May	202	135
June	249	213
July	453	347
August	544	469
September	686	556
October	776	681
November	885	772
December	973	866
January	1,034	1,008
February	1,187	1,092
March	1,337	1,315
April	1,472	
May	1,474	
June	1,476	

QUALITY

	Quantity	Base Number	Contract	AT	Region	England
% of FP17s for the same patient ID Re-attending within 3 months - Children	0	7	0.0%	12.9%	13.3%	12.3%
% of FP17s for the same patient ID Re-attending within 3 months - Adults	10	529	1.9%	17.6%	17.3%	16.7%
% of FP17s for the same patient ID Re-attending between 3 & 9 months - Children	0	7	0.0%	56.2%	58.9%	57.6%
% of FP17s for the same patient ID Re-attending between 3 & 9 months - Adults	1	529	0.2%	49.9%	52.2%	50.1%
% of FP17s for Band 1 Urgent Courses	0	483	0.0%	10.4%	9.2%	9.1%
% of FP17s Relating to Free Repair or Replacements	0	483	0.0%	0.9%	1.0%	0.8%
% of FP17s Relating to Continuations	0	483	0.0%	1.3%	1.4%	1.2%
% of Patients satisfied with the dentistry they have received	0	0	N/A	92.1%	93.1%	92.8%
% of Patients satisfied with the time they had to wait for an appointment	0	0	N/A	88.1%	89.5%	88.7%

* This is based on patients treated on this contract for their most recent course of treatment. Figures in italics indicate the base number of FP17s or Patient Questionnaire responses are less than 100. N/A is shown where the base number of responses is less than 10 during the period. % is calculated as Quantity/Base number*100

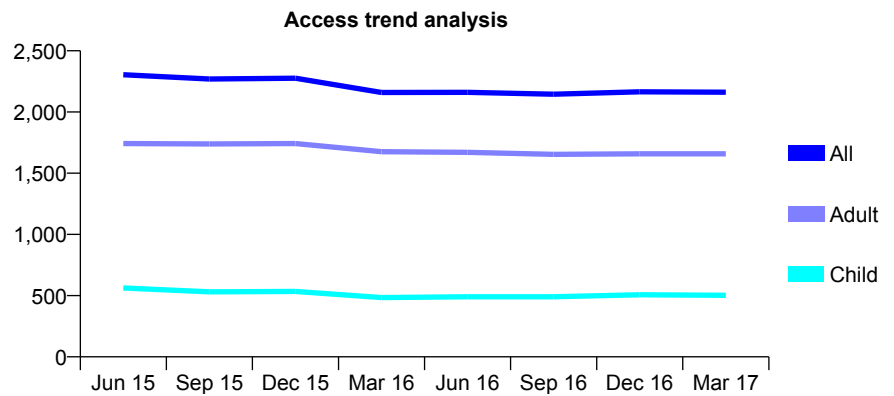
Q46 - Vital Signs At a Glance Contract Report for 742422/0001 - March 2017

Name or company name	MRS JM MASON
Contract type name	GDS Contract
Purpose of contract	General
Contract start date	01/04/2006
Contract end date	

16/17 Contracted general activity (UDA)	7,226
Carry forward general activity (UDA)	-60
16/17 Contracted orthodontic activity (UOA)	0
Carry forward orthodontic activity (UOA)	0
Baseline contract value	£172,407.19

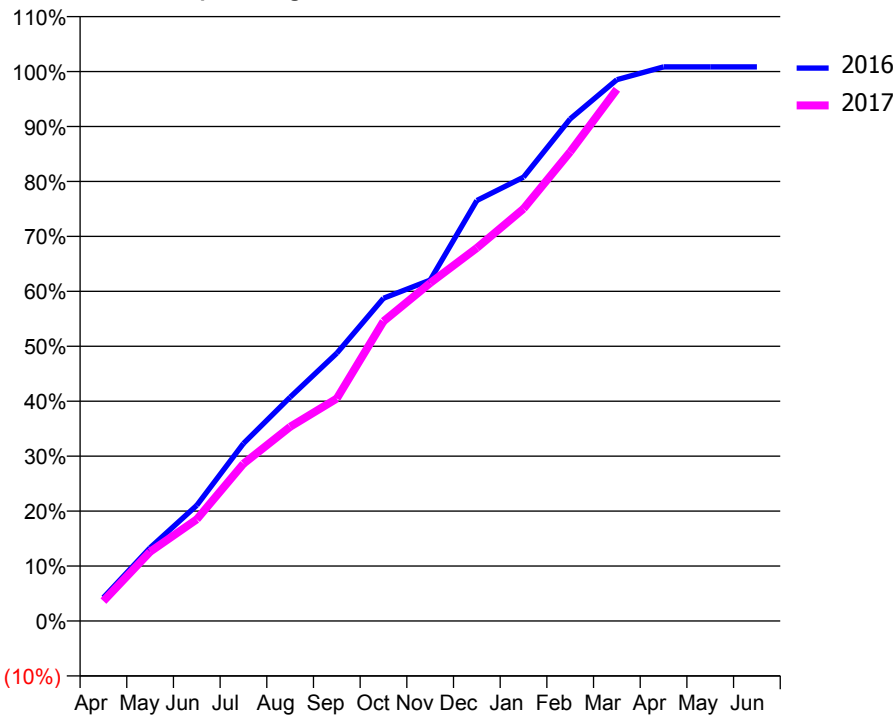
ACCESS*

Patients seen in 24 months	Total	Change since previous quarter
Quarter ending March 2016	2,160	
Quarter ending June 2016	2,161	→
Quarter ending September 2016	2,145	→
Quarter ending December 2016	2,165	→
Quarter ending March 2017	2,162	→
Variance since March 2016	0.1%	→



ACTIVITY

Cumulative percentage of contracted UDA delivered 2016 & 2017



Month	Adjusted Scheduled Activity (UDA)	
	2016	2017
April	308	262
May	964	912
June	1,522	1,336
July	2,335	2,069
August	2,943	2,553
September	3,522	2,925
October	4,245	3,940
November	4,483	4,444
December	5,529	4,906
January	5,837	5,422
February	6,603	6,170
March	7,118	6,992
April	7,286	
May	7,286	
June	7,286	

QUALITY

	Quantity	Base Number	Contract	AT	Region	England
% of FP17s for the same patient ID Re-attending within 3 months - Children	49	781	6.3%	12.9%	13.3%	12.3%
% of FP17s for the same patient ID Re-attending within 3 months - Adults	305	2,532	12.0%	17.6%	17.3%	16.7%
% of FP17s for the same patient ID Re-attending between 3 & 9 months - Children	465	781	59.5%	56.2%	58.9%	57.6%
% of FP17s for the same patient ID Re-attending between 3 & 9 months - Adults	1,434	2,532	56.6%	49.9%	52.2%	50.1%
% of FP17s for Band 1 Urgent Courses	286	3,227	8.9%	10.4%	9.2%	9.1%
% of FP17s Relating to Free Repair or Replacements	113	3,227	3.5%	0.9%	1.0%	0.8%
% of FP17s Relating to Continuations	28	3,227	0.9%	1.3%	1.4%	1.2%
% of Patients satisfied with the dentistry they have received	1	1	N/A	92.1%	93.1%	92.8%
% of Patients satisfied with the time they had to wait for an appointment	1	1	N/A	88.1%	89.5%	88.7%

* This is based on patients treated on this contract for their most recent course of treatment. Figures in italics indicate the base number of FP17s or Patient Questionnaire responses are less than 100. N/A is shown where the base number of responses is less than 10 during the period. % is calculated as Quantity/Base number*100

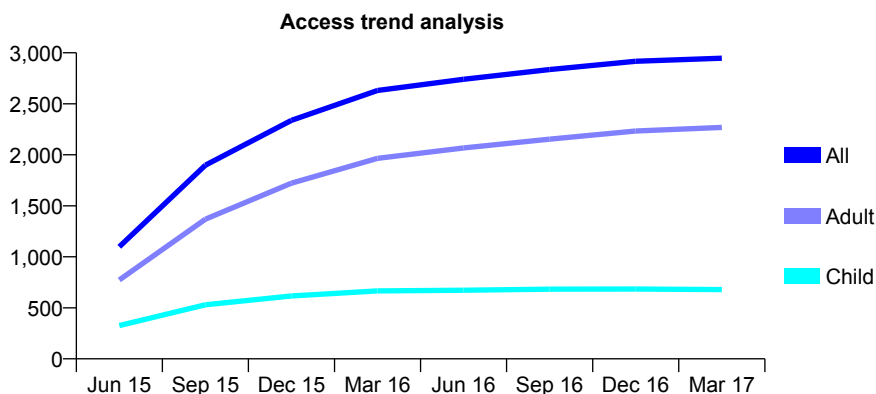
Q46 - Vital Signs At a Glance Contract Report for 746428/0001 - March 2017

Name or company name	MR EH BURKE
Contract type name	GDS Contract
Purpose of contract	General
Contract start date	01/03/2015
Contract end date	

16/17 Contracted general activity (UDA)	8,718
Carry forward general activity (UDA)	287
16/17 Contracted orthodontic activity (UOA)	0
Carry forward orthodontic activity (UOA)	0
Baseline contract value	£274,286.15

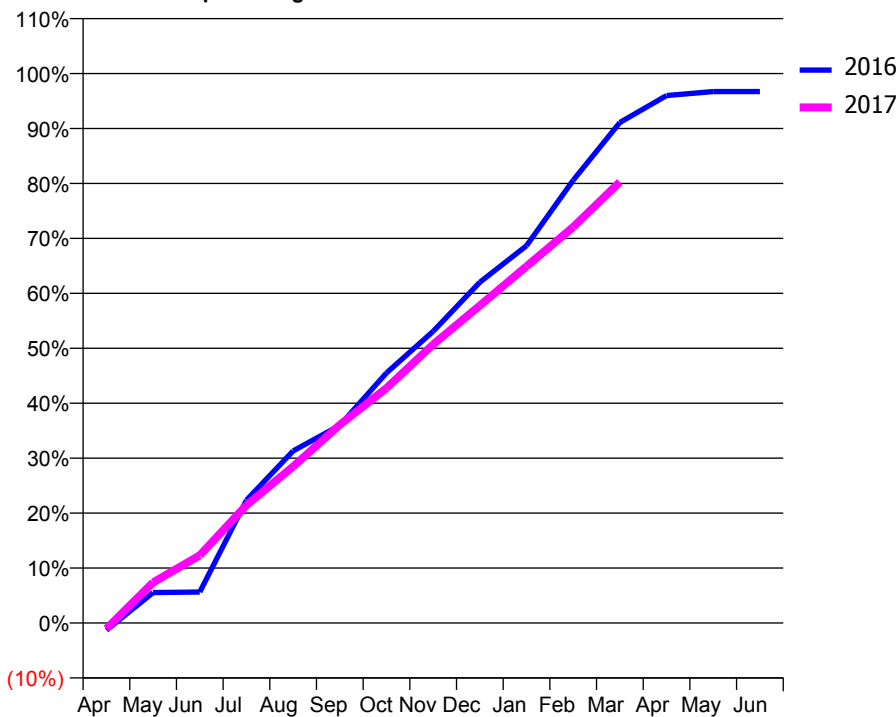
ACCESS*

Patients seen in 24 months	Total	Change since previous quarter
Quarter ending March 2016	2,631	
Quarter ending June 2016	2,740	↑
Quarter ending September 2016	2,836	↑
Quarter ending December 2016	2,917	↑
Quarter ending March 2017	2,947	→
Variance since March 2016	12.0%	↑



ACTIVITY

Cumulative percentage of contracted UDA delivered 2016 & 2017



Adjusted Scheduled Activity (UDA)

Month	2016	2017
April	-116	-91
May	483	644
June	492	1,074
July	1,949	1,870
August	2,730	2,482
September	3,137	3,146
October	3,968	3,727
November	4,628	4,420
December	5,406	5,037
January	5,986	5,658
February	7,024	6,283
March	7,942	6,998
April	8,368	
May	8,431	
June	8,431	

QUALITY

	Quantity	Base Number	Contract	AT	Region	England
% of FP17s for the same patient ID Re-attending within 3 months - Children	72	1,074	6.7%	12.9%	13.3%	12.3%
% of FP17s for the same patient ID Re-attending within 3 months - Adults	391	3,109	12.6%	17.6%	17.3%	16.7%
% of FP17s for the same patient ID Re-attending between 3 & 9 months - Children	776	1,074	72.3%	56.2%	58.9%	57.6%
% of FP17s for the same patient ID Re-attending between 3 & 9 months - Adults	1,952	3,109	62.8%	49.9%	52.2%	50.1%
% of FP17s for Band 1 Urgent Courses	217	3,978	5.5%	10.4%	9.2%	9.1%
% of FP17s Relating to Free Repair or Replacements	14	3,978	0.4%	0.9%	1.0%	0.8%
% of FP17s Relating to Continuations	52	3,978	1.3%	1.3%	1.4%	1.2%
% of Patients satisfied with the dentistry they have received	1	1	N/A	92.1%	93.1%	92.8%
% of Patients satisfied with the time they had to wait for an appointment	1	1	N/A	88.1%	89.5%	88.7%

* This is based on patients treated on this contract for their most recent course of treatment. Figures in italics indicate the base number of FP17s or Patient Questionnaire responses are less than 100. N/A is shown where the base number of responses is less than 10 during the period. % is calculated as Quantity/Base number*100

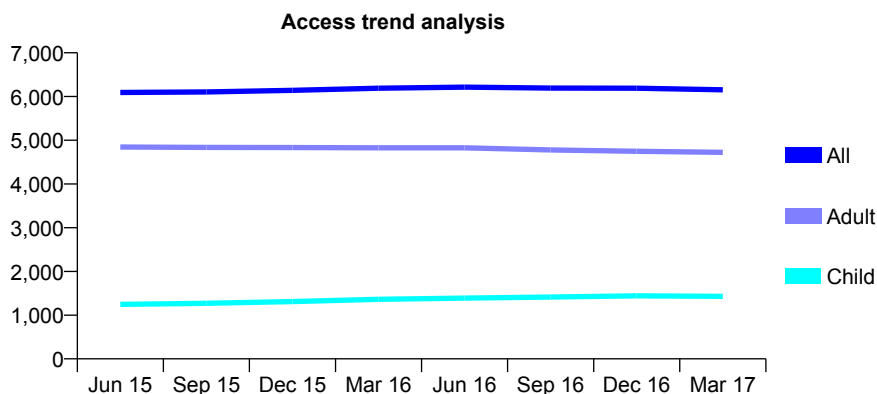
Q46 - Vital Signs At a Glance Contract Report for 749389/0001 - March 2017

Name or company name	MR PJ HUGHES
Contract type name	GDS Contract
Purpose of contract	General
Contract start date	01/02/2008
Contract end date	

16/17 Contracted general activity (UDA)	15,643
Carry forward general activity (UDA)	-105
16/17 Contracted orthodontic activity (UOA)	0
Carry forward orthodontic activity (UOA)	0
Baseline contract value	£419,431.30

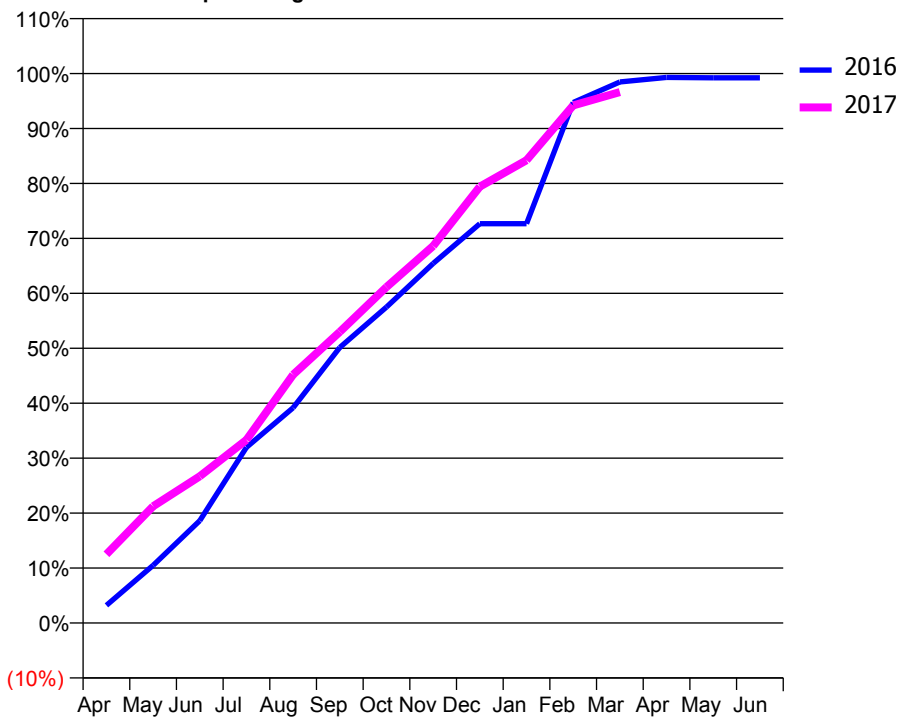
ACCESS*

Patients seen in 24 months	Total	Change since previous quarter
Quarter ending March 2016	6,190	
Quarter ending June 2016	6,216	→
Quarter ending September 2016	6,192	→
Quarter ending December 2016	6,190	→
Quarter ending March 2017	6,153	→
Variance since March 2016	(0.6%)	→



ACTIVITY

Cumulative percentage of contracted UDA delivered 2016 & 2017



Month	Adjusted Scheduled Activity (UDA)	
	2016	2017
April	511	1,955
May	1,671	3,325
June	2,965	4,178
July	5,092	5,216
August	6,240	7,069
September	7,985	8,290
October	9,155	9,563
November	10,418	10,733
December	11,570	12,422
January	11,570	13,176
February	15,084	14,734
March	15,677	15,114
April	15,811	
May	15,800	
June	15,800	

QUALITY

	Quantity	Base Number	Contract	AT	Region	England
% of FP17s for the same patient ID Re-attending within 3 months - Children	126	2,258	5.6%	12.9%	13.3%	12.3%
% of FP17s for the same patient ID Re-attending within 3 months - Adults	1,008	6,848	14.7%	17.6%	17.3%	16.7%
% of FP17s for the same patient ID Re-attending between 3 & 9 months - Children	1,503	2,258	66.6%	56.2%	58.9%	57.6%
% of FP17s for the same patient ID Re-attending between 3 & 9 months - Adults	3,532	6,848	51.6%	49.9%	52.2%	50.1%
% of FP17s for Band 1 Urgent Courses	563	9,001	6.3%	10.4%	9.2%	9.1%
% of FP17s Relating to Free Repair or Replacements	195	9,001	2.2%	0.9%	1.0%	0.8%
% of FP17s Relating to Continuations	91	9,001	1.0%	1.3%	1.4%	1.2%
% of Patients satisfied with the dentistry they have received	6	6	N/A	92.1%	93.1%	92.8%
% of Patients satisfied with the time they had to wait for an appointment	6	6	N/A	88.1%	89.5%	88.7%

* This is based on patients treated on this contract for their most recent course of treatment. Figures in italics indicate the base number of FP17s or Patient Questionnaire responses are less than 100. N/A is shown where the base number of responses is less than 10 during the period. % is calculated as Quantity/Base number*100

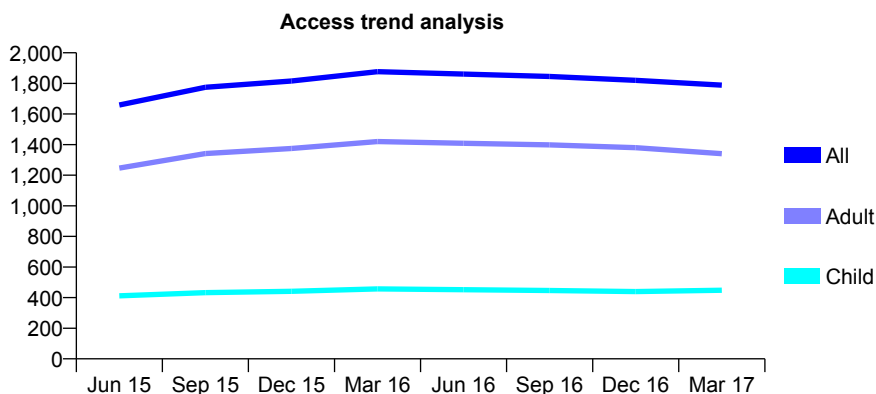
Q46 - Vital Signs At a Glance Contract Report for 749656/0004 - March 2017

Name or company name	MR R HUNTER-JAMES
Contract type name	GDS Contract
Purpose of contract	General
Contract start date	01/04/2006
Contract end date	

16/17 Contracted general activity (UDA)	5,777
Carry forward general activity (UDA)	250
16/17 Contracted orthodontic activity (UOA)	0
Carry forward orthodontic activity (UOA)	0
Baseline contract value	£154,475.31

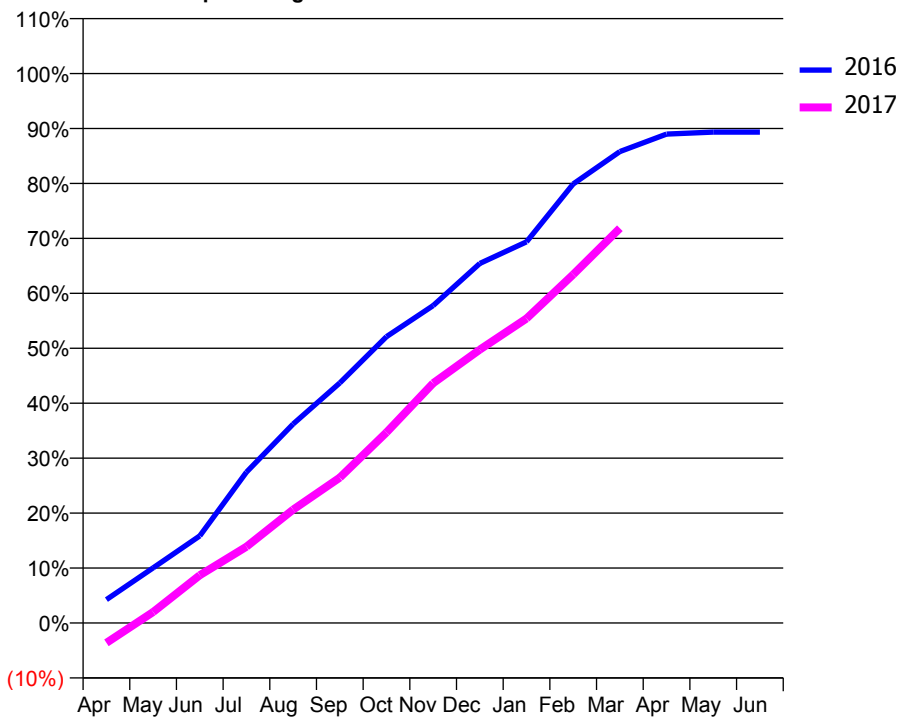
ACCESS*

Patients seen in 24 months	Total	Change since previous quarter
Quarter ending March 2016	1,877	
Quarter ending June 2016	1,861	→
Quarter ending September 2016	1,845	→
Quarter ending December 2016	1,820	↓
Quarter ending March 2017	1,789	↓
Variance since March 2016	(4.7%)	↓



ACTIVITY

Cumulative percentage of contracted UDA delivered 2016 & 2017



Month	Adjusted Scheduled Activity (UDA)	
	2016	2017
April	246	-210
May	579	116
June	916	503
July	1,587	803
August	2,093	1,192
September	2,524	1,529
October	3,011	2,005
November	3,338	2,522
December	3,780	2,875
January	4,008	3,202
February	4,616	3,663
March	4,957	4,151
April	5,140	
May	5,160	
June	5,160	

QUALITY

	Quantity	Base Number	Contract	AT	Region	England
% of FP17s for the same patient ID Re-attending within 3 months - Children	51	470	10.9%	12.9%	13.3%	12.3%
% of FP17s for the same patient ID Re-attending within 3 months - Adults	281	1,570	17.9%	17.6%	17.3%	16.7%
% of FP17s for the same patient ID Re-attending between 3 & 9 months - Children	162	470	34.5%	56.2%	58.9%	57.6%
% of FP17s for the same patient ID Re-attending between 3 & 9 months - Adults	531	1,570	33.8%	49.9%	52.2%	50.1%
% of FP17s for Band 1 Urgent Courses	369	1,964	18.8%	10.4%	9.2%	9.1%
% of FP17s Relating to Free Repair or Replacements	22	1,964	1.1%	0.9%	1.0%	0.8%
% of FP17s Relating to Continuations	2	1,964	0.1%	1.3%	1.4%	1.2%
% of Patients satisfied with the dentistry they have received	1	2	N/A	92.1%	93.1%	92.8%
% of Patients satisfied with the time they had to wait for an appointment	2	2	N/A	88.1%	89.5%	88.7%

* This is based on patients treated on this contract for their most recent course of treatment. Figures in italics indicate the base number of FP17s or Patient Questionnaire responses are less than 100. N/A is shown where the base number of responses is less than 10 during the period. % is calculated as Quantity/Base number*100

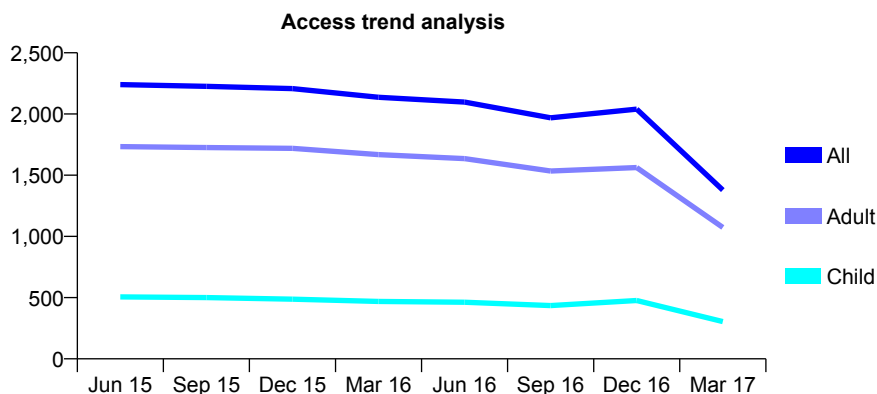
Q46 - Vital Signs At a Glance Contract Report for 752193/0002 - March 2017

Name or company name	Ms G Midha
Contract type name	GDS Contract
Purpose of contract	General
Contract start date	01/04/2006
Contract end date	01/01/2017

16/17 Contracted general activity (UDA)	5,897
Carry forward general activity (UDA)	0
16/17 Contracted orthodontic activity (UOA)	0
Carry forward orthodontic activity (UOA)	0
Baseline contract value	£142,759.04

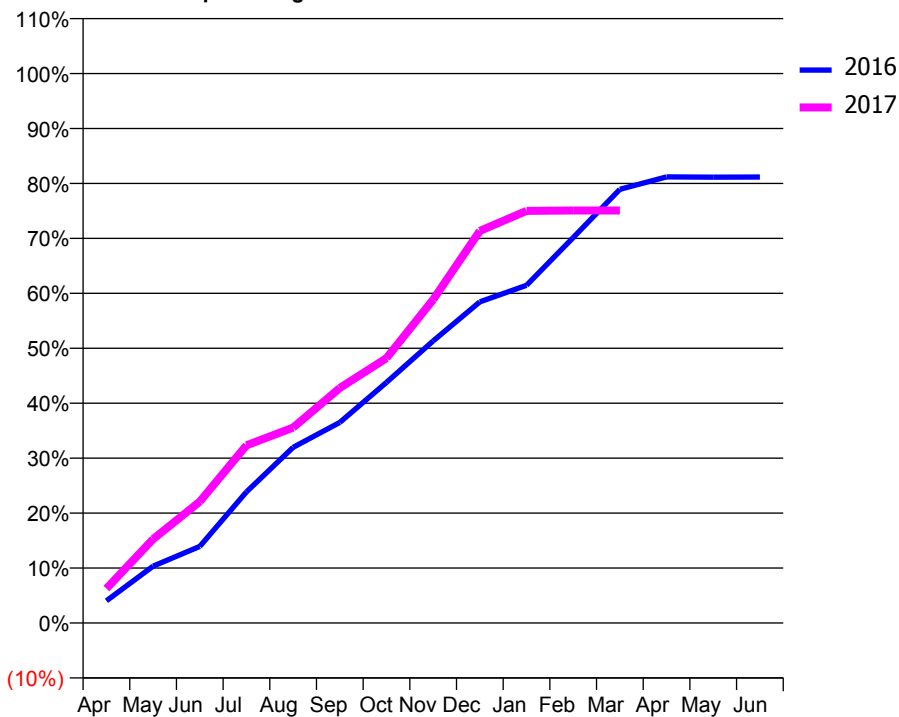
ACCESS*

Patients seen in 24 months	Total	Change since previous quarter
Quarter ending March 2016	2,137	
Quarter ending June 2016	2,098	↓
Quarter ending September 2016	1,969	↓
Quarter ending December 2016	2,040	↑
Quarter ending March 2017	1,379	↓
Variance since March 2016	(35.5%)	↓



ACTIVITY

Cumulative percentage of contracted UDA delivered 2016 & 2017



Adjusted Scheduled Activity (UDA)

Month	2016	2017
April	317	370
May	811	901
June	1,093	1,303
July	1,869	1,907
August	2,505	2,097
September	2,860	2,522
October	3,430	2,843
November	4,022	3,471
December	4,578	4,207
January	4,814	4,423
February	5,495	4,427
March	6,184	4,427
April	6,360	
May	6,356	
June	6,358	

QUALITY

	Quantity	Base Number	Contract	AT	Region	England
% of FP17s for the same patient ID Re-attending within 3 months - Children	43	458	9.4%	12.9%	13.3%	12.3%
% of FP17s for the same patient ID Re-attending within 3 months - Adults	255	1,703	15.0%	17.6%	17.3%	16.7%
% of FP17s for the same patient ID Re-attending between 3 & 9 months - Children	183	458	40.0%	56.2%	58.9%	57.6%
% of FP17s for the same patient ID Re-attending between 3 & 9 months - Adults	778	1,703	45.7%	49.9%	52.2%	50.1%
% of FP17s for Band 1 Urgent Courses	271	2,106	12.9%	10.4%	9.2%	9.1%
% of FP17s Relating to Free Repair or Replacements	21	2,106	1.0%	0.9%	1.0%	0.8%
% of FP17s Relating to Continuations	42	2,106	2.0%	1.3%	1.4%	1.2%
% of Patients satisfied with the dentistry they have received	0	0	N/A	92.1%	93.1%	92.8%
% of Patients satisfied with the time they had to wait for an appointment	0	0	N/A	88.1%	89.5%	88.7%

* This is based on patients treated on this contract for their most recent course of treatment. Figures in italics indicate the base number of FP17s or Patient Questionnaire responses are less than 100. N/A is shown where the base number of responses is less than 10 during the period. % is calculated as Quantity/Base number*100

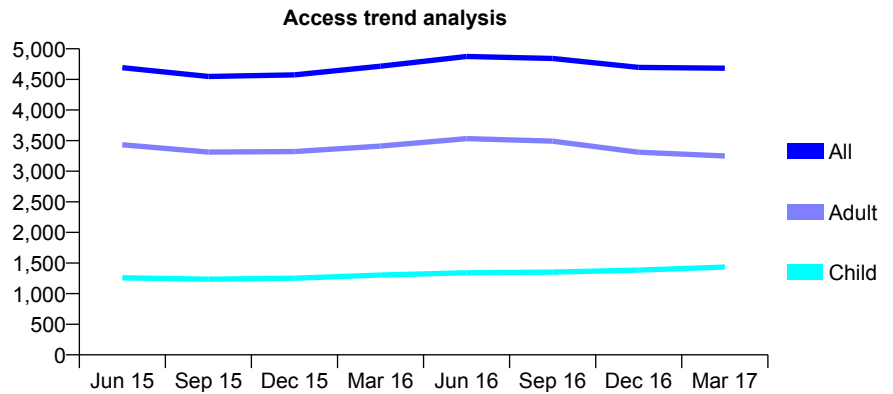
Q46 - Vital Signs At a Glance Contract Report for 755931/0003 - March 2017

Name or company name	MISS R DHARIWAL
Contract type name	GDS Contract
Purpose of contract	General
Contract start date	07/12/2009
Contract end date	

16/17 Contracted general activity (UDA)	13,345
Carry forward general activity (UDA)	0
16/17 Contracted orthodontic activity (UOA)	0
Carry forward orthodontic activity (UOA)	0
Baseline contract value	£326,248.62

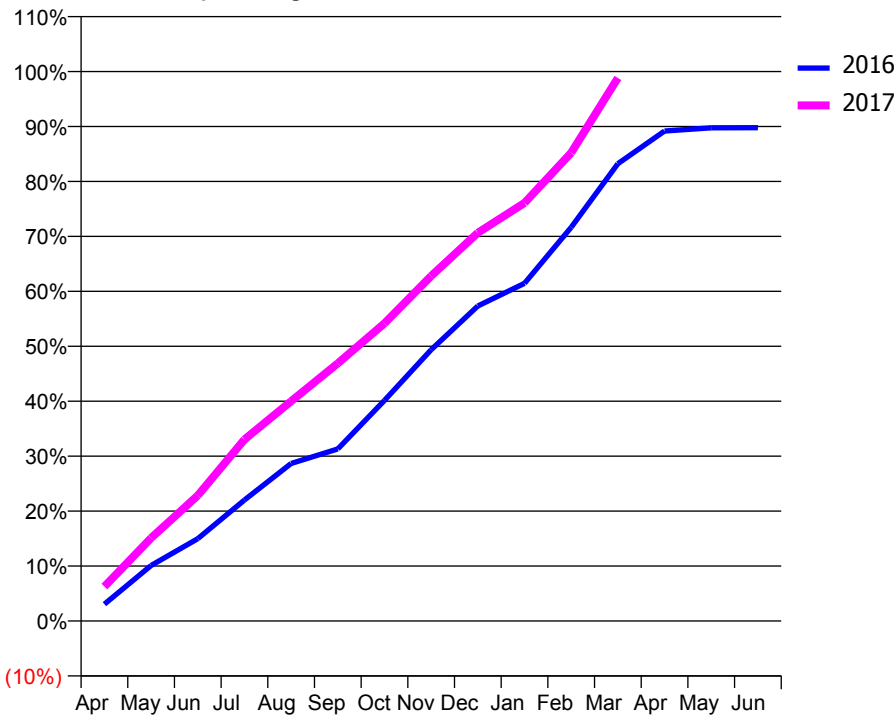
ACCESS*

Patients seen in 24 months	Total	Change since previous quarter
Quarter ending March 2016	4,715	
Quarter ending June 2016	4,874	↑
Quarter ending September 2016	4,843	→
Quarter ending December 2016	4,695	↓
Quarter ending March 2017	4,683	→
Variance since March 2016	(0.7%)	→



ACTIVITY

Cumulative percentage of contracted UDA delivered 2016 & 2017



Month	Adjusted Scheduled Activity (UDA)	
	2016	2017
April	411	837
May	1,349	2,016
June	1,998	3,050
July	2,938	4,410
August	3,826	5,339
September	4,180	6,257
October	5,356	7,229
November	6,589	8,381
December	7,650	9,428
January	8,202	10,155
February	9,561	11,371
March	11,107	13,190
April	11,900	
May	11,978	
June	11,979	

QUALITY

	Quantity	Base Number	Contract	AT	Region	England
% of FP17s for the same patient ID Re-attending within 3 months - Children	540	3,061	17.6%	12.9%	13.3%	12.3%
% of FP17s for the same patient ID Re-attending within 3 months - Adults	491	3,425	14.3%	17.6%	17.3%	16.7%
% of FP17s for the same patient ID Re-attending between 3 & 9 months - Children	1,763	3,061	57.6%	56.2%	58.9%	57.6%
% of FP17s for the same patient ID Re-attending between 3 & 9 months - Adults	1,145	3,425	33.4%	49.9%	52.2%	50.1%
% of FP17s for Band 1 Urgent Courses	438	6,072	7.2%	10.4%	9.2%	9.1%
% of FP17s Relating to Free Repair or Replacements	21	6,072	0.3%	0.9%	1.0%	0.8%
% of FP17s Relating to Continuations	122	6,072	2.0%	1.3%	1.4%	1.2%
% of Patients satisfied with the dentistry they have received	3	3	N/A	92.1%	93.1%	92.8%
% of Patients satisfied with the time they had to wait for an appointment	2	3	N/A	88.1%	89.5%	88.7%

* This is based on patients treated on this contract for their most recent course of treatment. Figures in italics indicate the base number of FP17s or Patient Questionnaire responses are less than 100. N/A is shown where the base number of responses is less than 10 during the period. % is calculated as Quantity/Base number*100

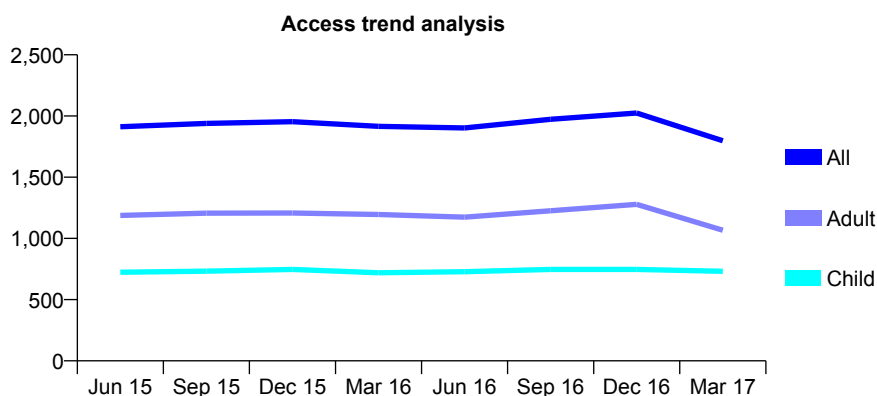
Q46 - Vital Signs At a Glance Contract Report for 755931/0006 - March 2017

Name or company name	MISS R DHARIWAL
Contract type name	GDS Contract
Purpose of contract	General
Contract start date	01/02/2012
Contract end date	

16/17 Contracted general activity (UDA)	4,340
Carry forward general activity (UDA)	7
16/17 Contracted orthodontic activity (UOA)	0
Carry forward orthodontic activity (UOA)	0
Baseline contract value	£106,106.84

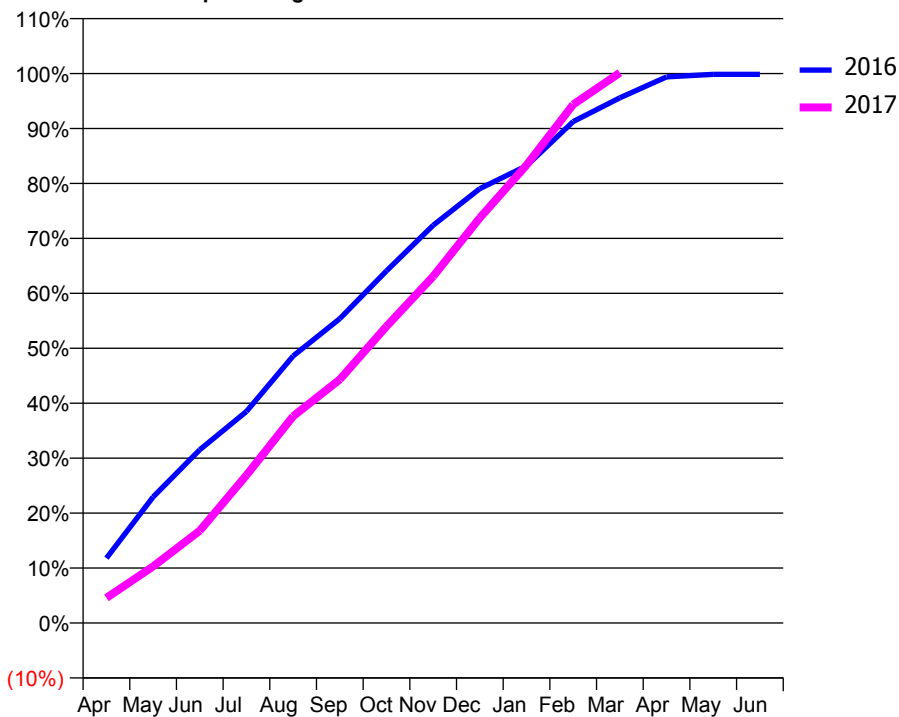
ACCESS*

Patients seen in 24 months	Total	Change since previous quarter
Quarter ending March 2016	1,916	
Quarter ending June 2016	1,902	→
Quarter ending September 2016	1,973	↑
Quarter ending December 2016	2,025	↑
Quarter ending March 2017	1,798	↓
Variance since March 2016	(6.2%)	↓



ACTIVITY

Cumulative percentage of contracted UDA delivered 2016 & 2017



Month	Adjusted Scheduled Activity (UDA)	
	2016	2017
April	512	199
May	996	447
June	1,369	730
July	1,671	1,168
August	2,109	1,633
September	2,404	1,924
October	2,781	2,343
November	3,141	2,738
December	3,431	3,200
January	3,610	3,616
February	3,961	4,095
March	4,148	4,346
April	4,313	
May	4,333	
June	4,333	

QUALITY

	Quantity	Base Number	Contract	AT	Region	England
% of FP17s for the same patient ID Re-attending within 3 months - Children	52	893	5.8%	12.9%	13.3%	12.3%
% of FP17s for the same patient ID Re-attending within 3 months - Adults	152	1,094	13.9%	17.6%	17.3%	16.7%
% of FP17s for the same patient ID Re-attending between 3 & 9 months - Children	380	893	42.6%	56.2%	58.9%	57.6%
% of FP17s for the same patient ID Re-attending between 3 & 9 months - Adults	281	1,094	25.7%	49.9%	52.2%	50.1%
% of FP17s for Band 1 Urgent Courses	299	1,908	15.7%	10.4%	9.2%	9.1%
% of FP17s Relating to Free Repair or Replacements	0	1,908	0.0%	0.9%	1.0%	0.8%
% of FP17s Relating to Continuations	5	1,908	0.3%	1.3%	1.4%	1.2%
% of Patients satisfied with the dentistry they have received	1	1	N/A	92.1%	93.1%	92.8%
% of Patients satisfied with the time they had to wait for an appointment	1	1	N/A	88.1%	89.5%	88.7%

* This is based on patients treated on this contract for their most recent course of treatment. Figures in italics indicate the base number of FP17s or Patient Questionnaire responses are less than 100. N/A is shown where the base number of responses is less than 10 during the period. % is calculated as Quantity/Base number*100

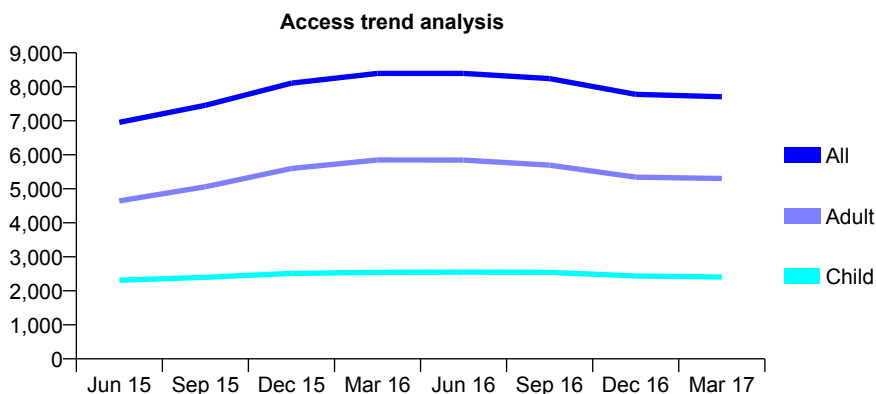
Q46 - Vital Signs At a Glance Contract Report for 755931/0008 - March 2017

Name or company name	MISS R DHARIWAL
Contract type name	GDS Contract
Purpose of contract	General
Contract start date	01/02/2014
Contract end date	

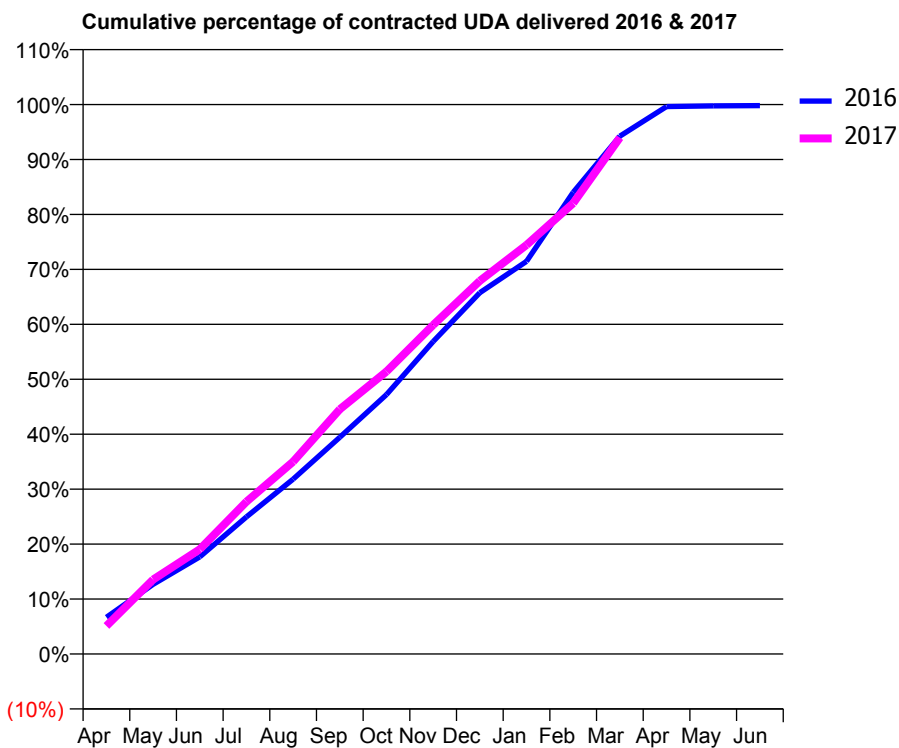
16/17 Contracted general activity (UDA)	22,713
Carry forward general activity (UDA)	44
16/17 Contracted orthodontic activity (UOA)	0
Carry forward orthodontic activity (UOA)	0
Baseline contract value	£631,149.94

ACCESS*

Patients seen in 24 months	Total	Change since previous quarter
Quarter ending March 2016	8,393	
Quarter ending June 2016	8,396	→
Quarter ending September 2016	8,243	↓
Quarter ending December 2016	7,779	↓
Quarter ending March 2017	7,708	→
Variance since March 2016	(8.2%)	↓



ACTIVITY



Month	Adjusted Scheduled Activity (UDA)	
	2016	2017
April	1,517	1,161
May	2,882	3,078
June	4,016	4,331
July	5,671	6,300
August	7,229	7,953
September	8,958	10,118
October	10,724	11,674
November	12,916	13,602
December	14,934	15,425
January	16,231	16,907
February	19,082	18,630
March	21,403	21,342
April	22,631	
May	22,654	
June	22,669	

QUALITY

	Quantity	Base Number	Contract	AT	Region	England
% of FP17s for the same patient ID Re-attending within 3 months - Children	412	3,483	11.8%	12.9%	13.3%	12.3%
% of FP17s for the same patient ID Re-attending within 3 months - Adults	1,229	5,946	20.7%	17.6%	17.3%	16.7%
% of FP17s for the same patient ID Re-attending between 3 & 9 months - Children	1,805	3,483	51.8%	56.2%	58.9%	57.6%
% of FP17s for the same patient ID Re-attending between 3 & 9 months - Adults	2,409	5,946	40.5%	49.9%	52.2%	50.1%
% of FP17s for Band 1 Urgent Courses	1,925	8,907	21.6%	10.4%	9.2%	9.1%
% of FP17s Relating to Free Repair or Replacements	18	8,907	0.2%	0.9%	1.0%	0.8%
% of FP17s Relating to Continuations	40	8,907	0.4%	1.3%	1.4%	1.2%
% of Patients satisfied with the dentistry they have received	3	4	N/A	92.1%	93.1%	92.8%
% of Patients satisfied with the time they had to wait for an appointment	4	4	N/A	88.1%	89.5%	88.7%

* This is based on patients treated on this contract for their most recent course of treatment. Figures in italics indicate the base number of FP17s or Patient Questionnaire responses are less than 100. N/A is shown where the base number of responses is less than 10 during the period. % is calculated as Quantity/Base number*100

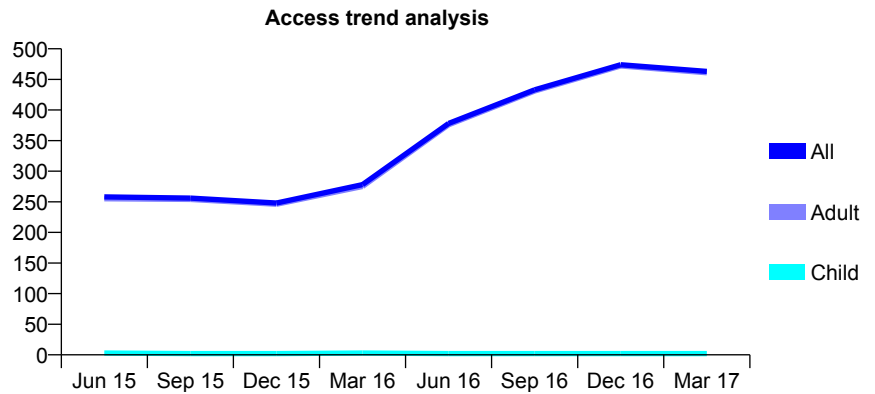
Q46 - Vital Signs At a Glance Contract Report for 755982/0001 - March 2017

Name or company name	Al-Kassab / Sapong
Contract type name	GDS Contract
Purpose of contract	General
Contract start date	01/04/2006
Contract end date	

16/17 Contracted general activity (UDA)	1,461
Carry forward general activity (UDA)	-15
16/17 Contracted orthodontic activity (UOA)	0
Carry forward orthodontic activity (UOA)	0
Baseline contract value	£82,608.88

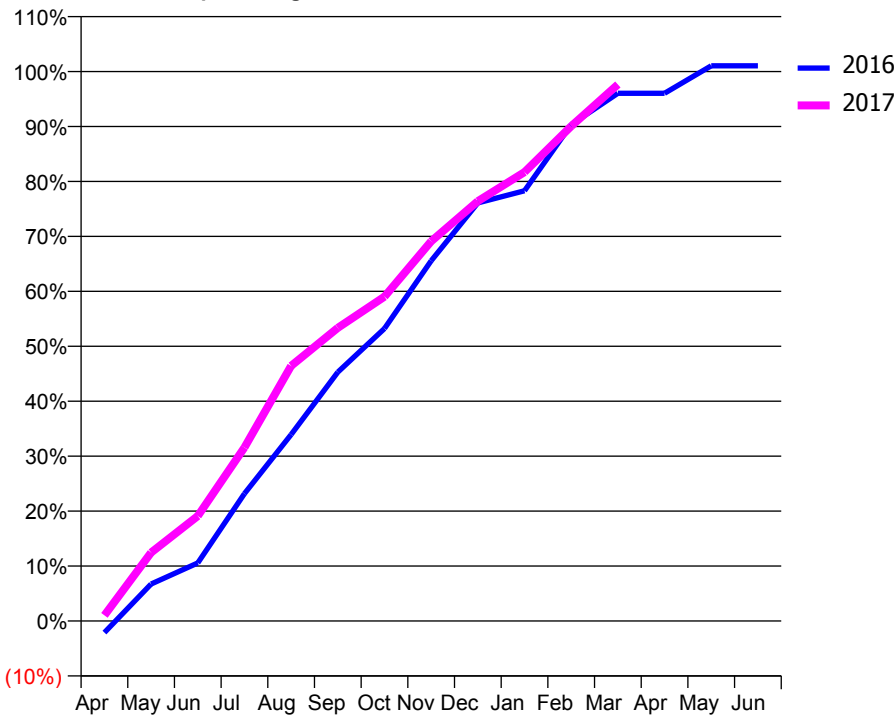
ACCESS*

Patients seen in 24 months	Total	Change since previous quarter
Quarter ending March 2016	278	
Quarter ending June 2016	378	↑
Quarter ending September 2016	433	↑
Quarter ending December 2016	474	↑
Quarter ending March 2017	463	↓
Variance since March 2016	66.5%	↑



ACTIVITY

Cumulative percentage of contracted UDA delivered 2016 & 2017



Month	Adjusted Scheduled Activity (UDA)	
	2016	2017
April	-31	15
May	98	182
June	154	279
July	339	461
August	496	678
September	662	779
October	778	862
November	958	1,009
December	1,112	1,116
January	1,144	1,193
February	1,320	1,315
March	1,403	1,426
April	1,403	
May	1,476	
June	1,476	

QUALITY

	Quantity	Base Number	Contract	AT	Region	England
% of FP17s for the same patient ID Re-attending within 3 months - Children	0	3	0.0%	12.9%	13.3%	12.3%
% of FP17s for the same patient ID Re-attending within 3 months - Adults	5	553	0.9%	17.6%	17.3%	16.7%
% of FP17s for the same patient ID Re-attending between 3 & 9 months - Children	0	3	0.0%	56.2%	58.9%	57.6%
% of FP17s for the same patient ID Re-attending between 3 & 9 months - Adults	5	553	0.9%	49.9%	52.2%	50.1%
% of FP17s for Band 1 Urgent Courses	2	529	0.4%	10.4%	9.2%	9.1%
% of FP17s Relating to Free Repair or Replacements	1	529	0.2%	0.9%	1.0%	0.8%
% of FP17s Relating to Continuations	0	529	0.0%	1.3%	1.4%	1.2%
% of Patients satisfied with the dentistry they have received	0	0	N/A	92.1%	93.1%	92.8%
% of Patients satisfied with the time they had to wait for an appointment	0	0	N/A	88.1%	89.5%	88.7%

* This is based on patients treated on this contract for their most recent course of treatment. Figures in italics indicate the base number of FP17s or Patient Questionnaire responses are less than 100. N/A is shown where the base number of responses is less than 10 during the period. % is calculated as Quantity/Base number*100

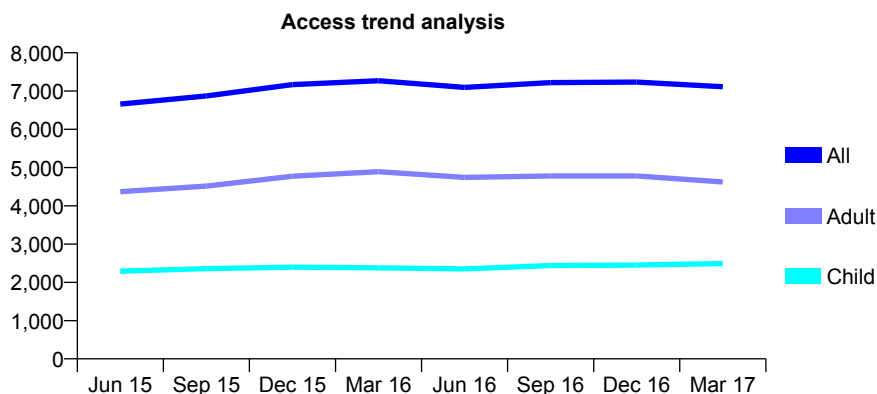
Q46 - Vital Signs At a Glance Contract Report for 757799/0001 - March 2017

Name or company name	MR N JAVEID
Contract type name	GDS Contract
Purpose of contract	General
Contract start date	02/06/2010
Contract end date	

16/17 Contracted general activity (UDA)	31,087
Carry forward general activity (UDA)	-616
16/17 Contracted orthodontic activity (UOA)	0
Carry forward orthodontic activity (UOA)	0
Baseline contract value	£1,038,943.71

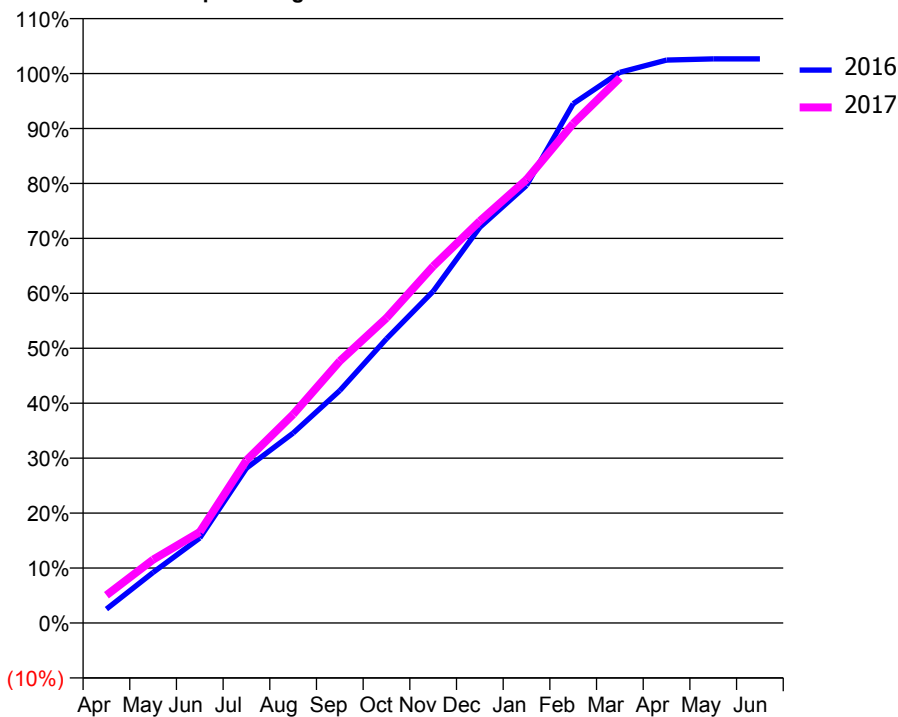
ACCESS*

Patients seen in 24 months	Total	Change since previous quarter
Quarter ending March 2016	7,270	
Quarter ending June 2016	7,095	↓
Quarter ending September 2016	7,220	→
Quarter ending December 2016	7,234	→
Quarter ending March 2017	7,114	↓
Variance since March 2016	(2.1%)	↓



ACTIVITY

Cumulative percentage of contracted UDA delivered 2016 & 2017



Month	Adjusted Scheduled Activity (UDA)	
	2016	2017
April	788	1,573
May	2,859	3,589
June	4,810	5,151
July	8,764	9,206
August	10,744	11,804
September	13,155	14,822
October	16,080	17,253
November	18,763	20,187
December	22,385	22,739
January	24,752	25,086
February	29,383	28,258
March	31,154	30,841
April	31,843	
May	31,916	
June	31,917	

QUALITY

	Quantity	Base Number	Contract	AT	Region	England
% of FP17s for the same patient ID Re-attending within 3 months - Children	384	3,258	11.8%	12.9%	13.3%	12.3%
% of FP17s for the same patient ID Re-attending within 3 months - Adults	1,242	5,227	23.8%	17.6%	17.3%	16.7%
% of FP17s for the same patient ID Re-attending between 3 & 9 months - Children	1,411	3,258	43.3%	56.2%	58.9%	57.6%
% of FP17s for the same patient ID Re-attending between 3 & 9 months - Adults	1,696	5,227	32.4%	49.9%	52.2%	50.1%
% of FP17s for Band 1 Urgent Courses	1,147	8,207	14.0%	10.4%	9.2%	9.1%
% of FP17s Relating to Free Repair or Replacements	63	8,207	0.8%	0.9%	1.0%	0.8%
% of FP17s Relating to Continuations	44	8,207	0.5%	1.3%	1.4%	1.2%
% of Patients satisfied with the dentistry they have received	3	3	N/A	92.1%	93.1%	92.8%
% of Patients satisfied with the time they had to wait for an appointment	3	3	N/A	88.1%	89.5%	88.7%

* This is based on patients treated on this contract for their most recent course of treatment. Figures in italics indicate the base number of FP17s or Patient Questionnaire responses are less than 100. N/A is shown where the base number of responses is less than 10 during the period. % is calculated as Quantity/Base number*100

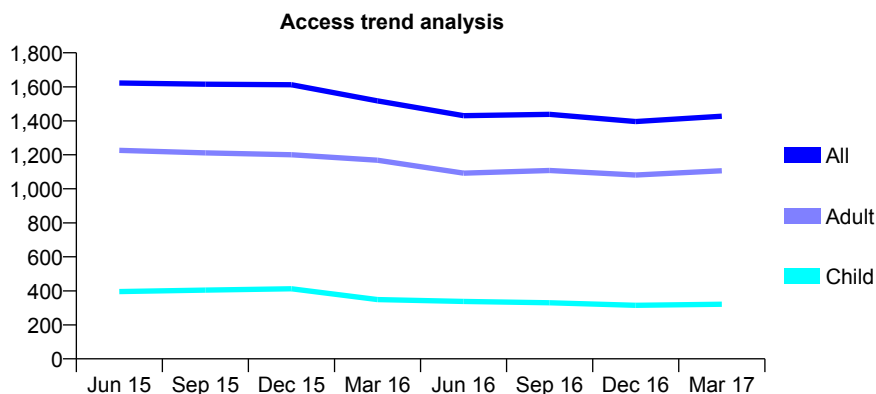
Q46 - Vital Signs At a Glance Contract Report for 760927/0002 - March 2017

Name or company name	MRS DL CAIL
Contract type name	GDS Contract
Purpose of contract	General
Contract start date	01/04/2006
Contract end date	

16/17 Contracted general activity (UDA)	5,376
Carry forward general activity (UDA)	187
16/17 Contracted orthodontic activity (UOA)	0
Carry forward orthodontic activity (UOA)	0
Baseline contract value	£117,961.34

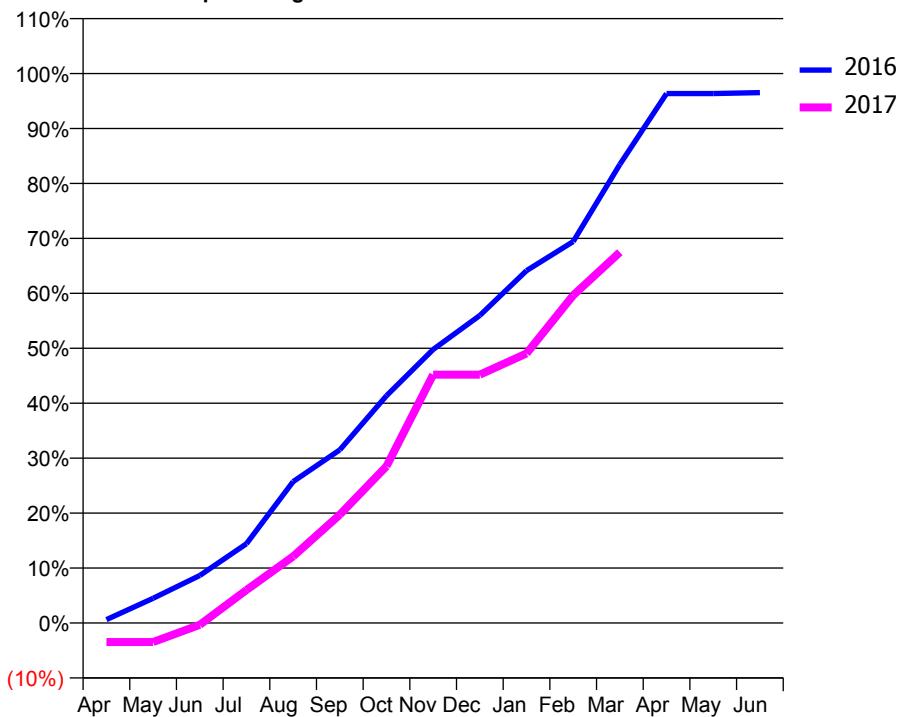
ACCESS*

Patients seen in 24 months	Total	Change since previous quarter
Quarter ending March 2016	1,517	
Quarter ending June 2016	1,430	↓
Quarter ending September 2016	1,438	→
Quarter ending December 2016	1,396	↓
Quarter ending March 2017	1,427	↑
Variance since March 2016	(5.9%)	↓



ACTIVITY

Cumulative percentage of contracted UDA delivered 2016 & 2017



Month	Adjusted Scheduled Activity (UDA)	
	2016	2017
April	33	-187
May	242	-187
June	465	-19
July	776	322
August	1,383	652
September	1,694	1,060
October	2,224	1,533
November	2,676	2,429
December	3,009	2,429
January	3,448	2,638
February	3,732	3,205
March	4,487	3,628
April	5,180	
May	5,180	
June	5,189	

QUALITY

	Quantity	Base Number	Contract	AT	Region	England
% of FP17s for the same patient ID Re-attending within 3 months - Children	37	415	8.9%	12.9%	13.3%	12.3%
% of FP17s for the same patient ID Re-attending within 3 months - Adults	139	1,297	10.7%	17.6%	17.3%	16.7%
% of FP17s for the same patient ID Re-attending between 3 & 9 months - Children	152	415	36.6%	56.2%	58.9%	57.6%
% of FP17s for the same patient ID Re-attending between 3 & 9 months - Adults	499	1,297	38.5%	49.9%	52.2%	50.1%
% of FP17s for Band 1 Urgent Courses	58	1,429	4.1%	10.4%	9.2%	9.1%
% of FP17s Relating to Free Repair or Replacements	22	1,429	1.5%	0.9%	1.0%	0.8%
% of FP17s Relating to Continuations	16	1,429	1.1%	1.3%	1.4%	1.2%
% of Patients satisfied with the dentistry they have received	8	9	N/A	92.1%	93.1%	92.8%
% of Patients satisfied with the time they had to wait for an appointment	6	9	N/A	88.1%	89.5%	88.7%

* This is based on patients treated on this contract for their most recent course of treatment. Figures in italics indicate the base number of FP17s or Patient Questionnaire responses are less than 100. N/A is shown where the base number of responses is less than 10 during the period. % is calculated as Quantity/Base number*100

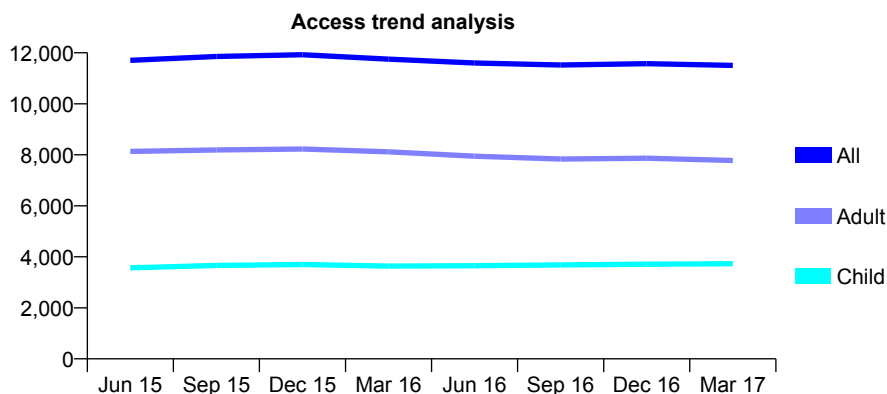
Q46 - Vital Signs At a Glance Contract Report for 764582/0001 - March 2017

Name or company name	MRS SC ROCHFORD
Contract type name	GDS Contract
Purpose of contract	General
Contract start date	01/04/2006
Contract end date	

16/17 Contracted general activity (UDA)	33,180
Carry forward general activity (UDA)	491
16/17 Contracted orthodontic activity (UOA)	0
Carry forward orthodontic activity (UOA)	0
Baseline contract value	£819,379.14

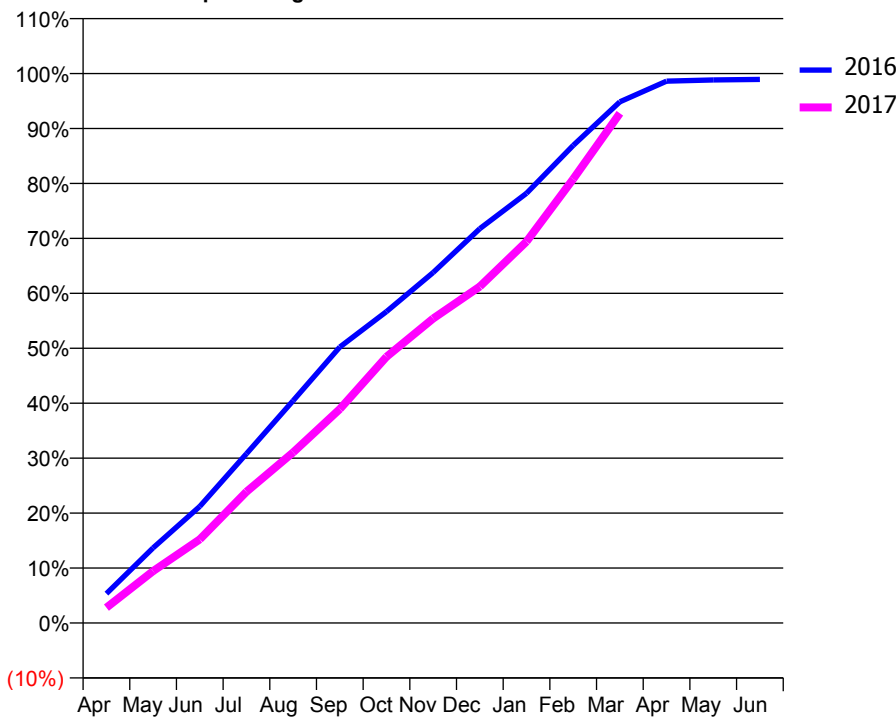
ACCESS*

Patients seen in 24 months	Total	Change since previous quarter
Quarter ending March 2016	11,753	
Quarter ending June 2016	11,599	↓
Quarter ending September 2016	11,521	→
Quarter ending December 2016	11,576	→
Quarter ending March 2017	11,505	→
Variance since March 2016	(2.1%)	↓



ACTIVITY

Cumulative percentage of contracted UDA delivered 2016 & 2017



Month	Adjusted Scheduled Activity (UDA)	
	2016	2017
April	1,761	931
May	4,493	3,132
June	6,972	5,051
July	10,125	7,927
August	13,293	10,299
September	16,498	12,917
October	18,620	16,078
November	20,958	18,384
December	23,586	20,315
January	25,693	23,033
February	28,557	26,808
March	31,167	30,779
April	32,403	
May	32,470	
June	32,503	

QUALITY

	Quantity	Base Number	Contract	AT	Region	England
% of FP17s for the same patient ID Re-attending within 3 months - Children	540	4,725	11.4%	12.9%	13.3%	12.3%
% of FP17s for the same patient ID Re-attending within 3 months - Adults	1,708	8,937	19.1%	17.6%	17.3%	16.7%
% of FP17s for the same patient ID Re-attending between 3 & 9 months - Children	1,865	4,725	39.5%	56.2%	58.9%	57.6%
% of FP17s for the same patient ID Re-attending between 3 & 9 months - Adults	2,774	8,937	31.0%	49.9%	52.2%	50.1%
% of FP17s for Band 1 Urgent Courses	1,799	13,159	13.7%	10.4%	9.2%	9.1%
% of FP17s Relating to Free Repair or Replacements	160	13,159	1.2%	0.9%	1.0%	0.8%
% of FP17s Relating to Continuations	74	13,159	0.6%	1.3%	1.4%	1.2%
% of Patients satisfied with the dentistry they have received	5	5	N/A	92.1%	93.1%	92.8%
% of Patients satisfied with the time they had to wait for an appointment	3	5	N/A	88.1%	89.5%	88.7%

* This is based on patients treated on this contract for their most recent course of treatment. Figures in italics indicate the base number of FP17s or Patient Questionnaire responses are less than 100. N/A is shown where the base number of responses is less than 10 during the period. % is calculated as Quantity/Base number*100

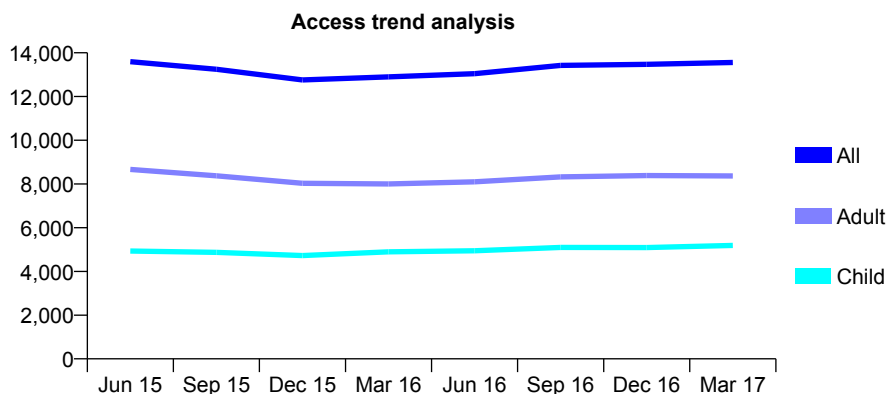
Q46 - Vital Signs At a Glance Contract Report for 764582/0002 - March 2017

Name or company name	MRS SC ROCHFORD
Contract type name	GDS Contract
Purpose of contract	General
Contract start date	01/04/2006
Contract end date	

16/17 Contracted general activity (UDA)	41,734
Carry forward general activity (UDA)	704
16/17 Contracted orthodontic activity (UOA)	0
Carry forward orthodontic activity (UOA)	0
Baseline contract value	£1,085,783.57

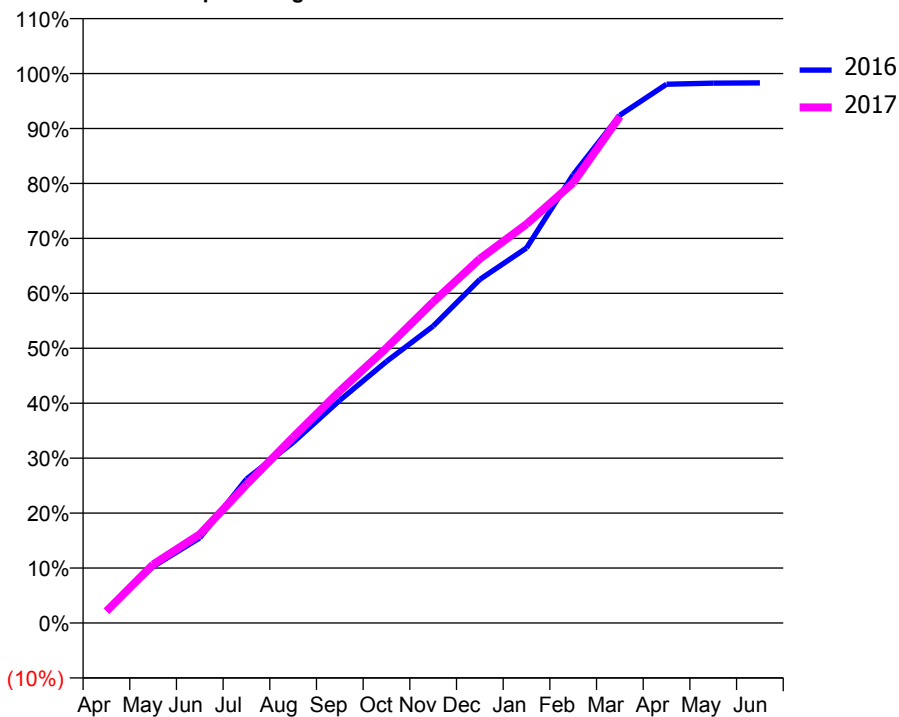
ACCESS*

Patients seen in 24 months	Total	Change since previous quarter
Quarter ending March 2016	12,901	
Quarter ending June 2016	13,046	→
Quarter ending September 2016	13,421	↑
Quarter ending December 2016	13,472	→
Quarter ending March 2017	13,555	→
Variance since March 2016	5.1%	↑



ACTIVITY

Cumulative percentage of contracted UDA delivered 2016 & 2017



Month	Adjusted Scheduled Activity (UDA)	
	2016	2017
April	943	895
May	4,237	4,447
June	6,388	6,735
July	10,805	10,515
August	13,549	14,111
September	16,716	17,629
October	19,630	20,883
November	22,278	24,385
December	25,781	27,660
January	28,145	30,299
February	33,645	33,432
March	38,104	38,466
April	40,423	
May	40,505	
June	40,527	

QUALITY

	Quantity	Base Number	Contract	AT	Region	England
% of FP17s for the same patient ID Re-attending within 3 months - Children	678	6,504	10.4%	12.9%	13.3%	12.3%
% of FP17s for the same patient ID Re-attending within 3 months - Adults	1,988	10,678	18.6%	17.6%	17.3%	16.7%
% of FP17s for the same patient ID Re-attending between 3 & 9 months - Children	2,150	6,504	33.1%	56.2%	58.9%	57.6%
% of FP17s for the same patient ID Re-attending between 3 & 9 months - Adults	3,260	10,678	30.5%	49.9%	52.2%	50.1%
% of FP17s for Band 1 Urgent Courses	2,202	16,153	13.6%	10.4%	9.2%	9.1%
% of FP17s Relating to Free Repair or Replacements	123	16,153	0.8%	0.9%	1.0%	0.8%
% of FP17s Relating to Continuations	114	16,153	0.7%	1.3%	1.4%	1.2%
% of Patients satisfied with the dentistry they have received	10	14	71.4%	92.1%	93.1%	92.8%
% of Patients satisfied with the time they had to wait for an appointment	11	14	78.6%	88.1%	89.5%	88.7%

* This is based on patients treated on this contract for their most recent course of treatment. Figures in italics indicate the base number of FP17s or Patient Questionnaire responses are less than 100. N/A is shown where the base number of responses is less than 10 during the period. % is calculated as Quantity/Base number*100

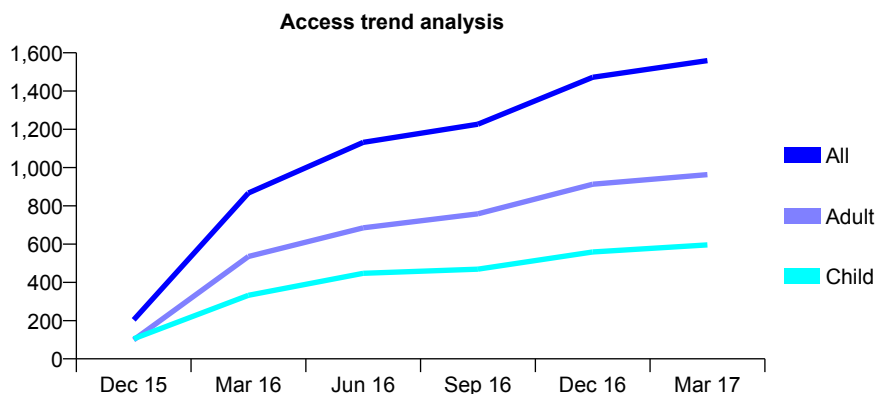
Q46 - Vital Signs At a Glance Contract Report for 764582/0005 - March 2017

Name or company name	MRS SC ROCHFORD
Contract type name	GDS Contract
Purpose of contract	General
Contract start date	01/12/2015
Contract end date	

16/17 Contracted general activity (UDA)	5,611
Carry forward general activity (UDA)	99
16/17 Contracted orthodontic activity (UOA)	0
Carry forward orthodontic activity (UOA)	0
Baseline contract value	£181,990.92

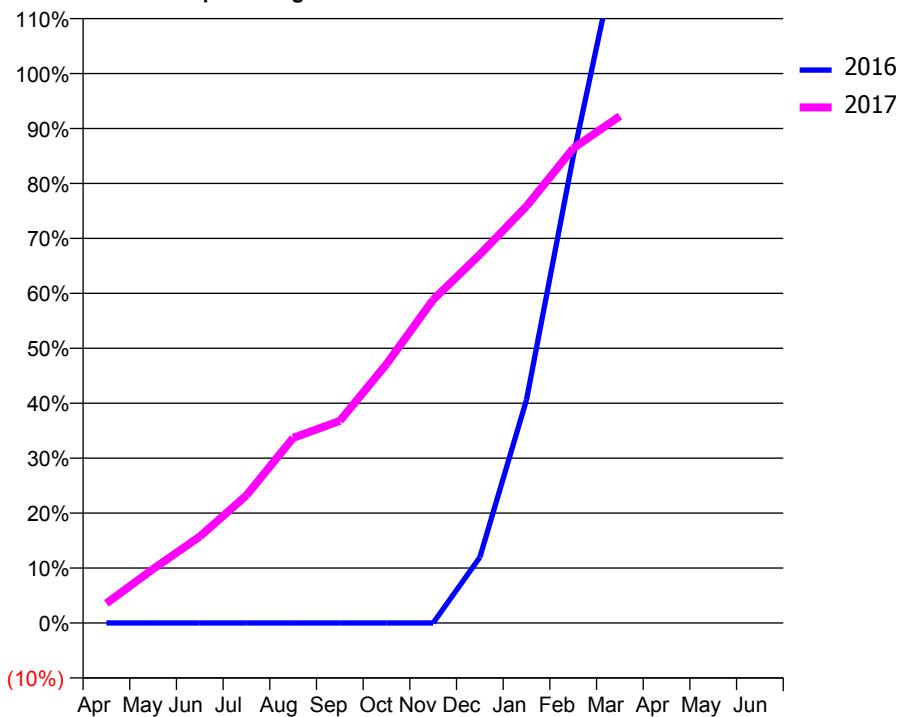
ACCESS*

Patients seen in 24 months	Total	Change since previous quarter
Quarter ending March 2016	867	
Quarter ending June 2016	1,132	↑
Quarter ending September 2016	1,227	↑
Quarter ending December 2016	1,472	↑
Quarter ending March 2017	1,559	↑
Variance since March 2016	79.8%	↑



ACTIVITY

Cumulative percentage of contracted UDA delivered 2016 & 2017



Month	Adjusted Scheduled Activity (UDA)	
	2016	2017
April	0	201
May	0	553
June	0	883
July	0	1,304
August	0	1,891
September	0	2,064
October	0	2,643
November	0	3,301
December	186	3,763
January	633	4,255
February	1,322	4,847
March	1,940	5,176
April	2,357	
May	2,360	
June	2,360	

QUALITY

	Quantity	Base Number	Contract	AT	Region	England
% of FP17s for the same patient ID Re-attending within 3 months - Children	38	750	5.1%	12.9%	13.3%	12.3%
% of FP17s for the same patient ID Re-attending within 3 months - Adults	141	1,351	10.4%	17.6%	17.3%	16.7%
% of FP17s for the same patient ID Re-attending between 3 & 9 months - Children	87	750	11.6%	56.2%	58.9%	57.6%
% of FP17s for the same patient ID Re-attending between 3 & 9 months - Adults	164	1,351	12.1%	49.9%	52.2%	50.1%
% of FP17s for Band 1 Urgent Courses	270	1,946	13.9%	10.4%	9.2%	9.1%
% of FP17s Relating to Free Repair or Replacements	26	1,946	1.3%	0.9%	1.0%	0.8%
% of FP17s Relating to Continuations	26	1,946	1.3%	1.3%	1.4%	1.2%
% of Patients satisfied with the dentistry they have received	4	4	N/A	92.1%	93.1%	92.8%
% of Patients satisfied with the time they had to wait for an appointment	4	4	N/A	88.1%	89.5%	88.7%

* This is based on patients treated on this contract for their most recent course of treatment. Figures in italics indicate the base number of FP17s or Patient Questionnaire responses are less than 100. N/A is shown where the base number of responses is less than 10 during the period. % is calculated as Quantity/Base number*100

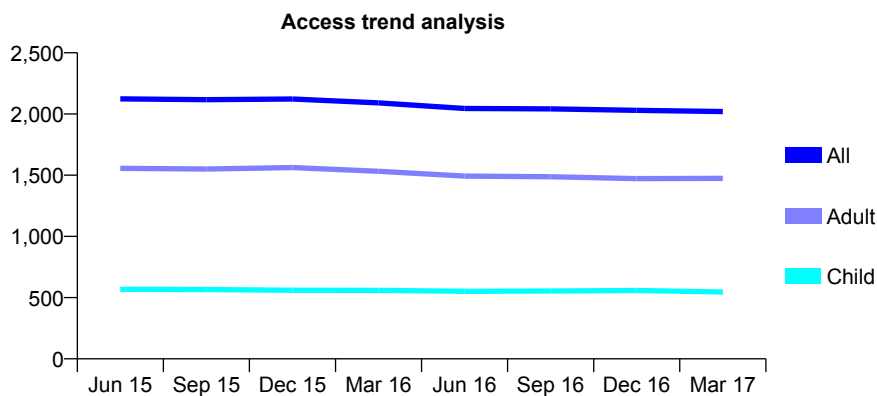
Q46 - Vital Signs At a Glance Contract Report for 765635/0001 - March 2017

Name or company name	MR R ROKNI
Contract type name	GDS Contract
Purpose of contract	General
Contract start date	01/04/2006
Contract end date	

16/17 Contracted general activity (UDA)	11,289
Carry forward general activity (UDA)	-3
16/17 Contracted orthodontic activity (UOA)	0
Carry forward orthodontic activity (UOA)	0
Baseline contract value	£288,337.06

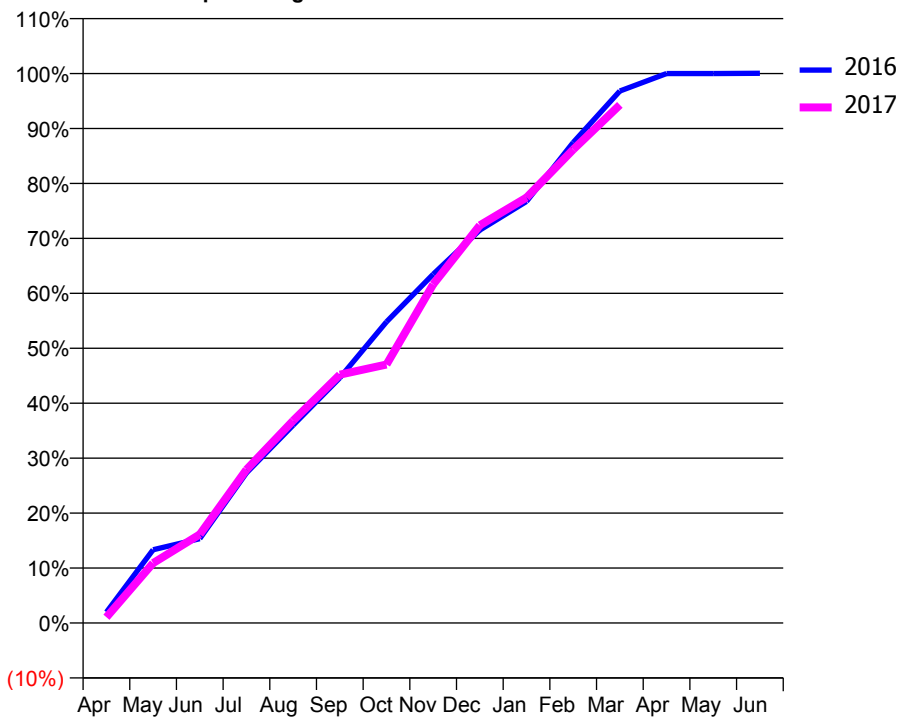
ACCESS*

Patients seen in 24 months	Total	Change since previous quarter
Quarter ending March 2016	2,091	
Quarter ending June 2016	2,045	↓
Quarter ending September 2016	2,042	→
Quarter ending December 2016	2,030	→
Quarter ending March 2017	2,020	→
Variance since March 2016	(3.4%)	↓



ACTIVITY

Cumulative percentage of contracted UDA delivered 2016 & 2017



Month	Adjusted Scheduled Activity (UDA)	
	2016	2017
April	223	119
May	1,505	1,232
June	1,732	1,821
July	3,085	3,151
August	4,064	4,158
September	5,037	5,101
October	6,188	5,310
November	7,164	6,958
December	8,071	8,172
January	8,661	8,740
February	9,871	9,726
March	10,929	10,645
April	11,289	
May	11,289	
June	11,292	

QUALITY

	Quantity	Base Number	Contract	AT	Region	England
% of FP17s for the same patient ID Re-attending within 3 months - Children	125	820	15.2%	12.9%	13.3%	12.3%
% of FP17s for the same patient ID Re-attending within 3 months - Adults	686	2,317	29.6%	17.6%	17.3%	16.7%
% of FP17s for the same patient ID Re-attending between 3 & 9 months - Children	457	820	55.7%	56.2%	58.9%	57.6%
% of FP17s for the same patient ID Re-attending between 3 & 9 months - Adults	972	2,317	42.0%	49.9%	52.2%	50.1%
% of FP17s for Band 1 Urgent Courses	592	3,040	19.5%	10.4%	9.2%	9.1%
% of FP17s Relating to Free Repair or Replacements	11	3,040	0.4%	0.9%	1.0%	0.8%
% of FP17s Relating to Continuations	46	3,040	1.5%	1.3%	1.4%	1.2%
% of Patients satisfied with the dentistry they have received	0	0	N/A	92.1%	93.1%	92.8%
% of Patients satisfied with the time they had to wait for an appointment	0	0	N/A	88.1%	89.5%	88.7%

* This is based on patients treated on this contract for their most recent course of treatment. Figures in italics indicate the base number of FP17s or Patient Questionnaire responses are less than 100. N/A is shown where the base number of responses is less than 10 during the period. % is calculated as Quantity/Base number*100

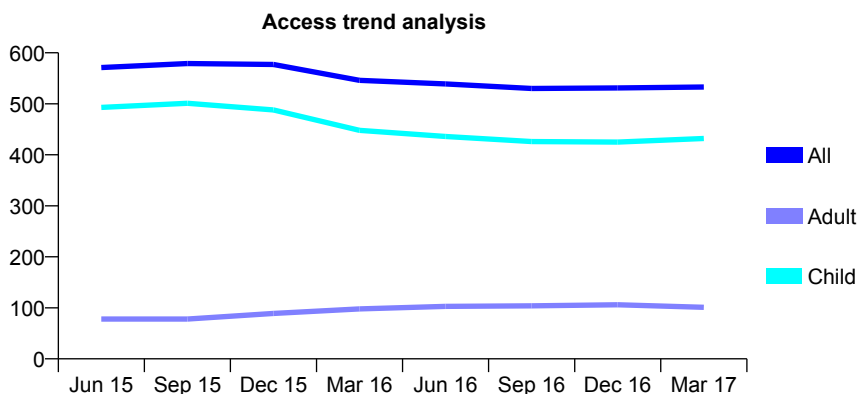
Q46 - Vital Signs At a Glance Contract Report for 766224/0001 - March 2017

Name or company name	MR SM KHONSARY
Contract type name	GDS Contract
Purpose of contract	General
Contract start date	01/04/2006
Contract end date	

16/17 Contracted general activity (UDA)	1,720
Carry forward general activity (UDA)	27
16/17 Contracted orthodontic activity (UOA)	0
Carry forward orthodontic activity (UOA)	0
Baseline contract value	£42,529.72

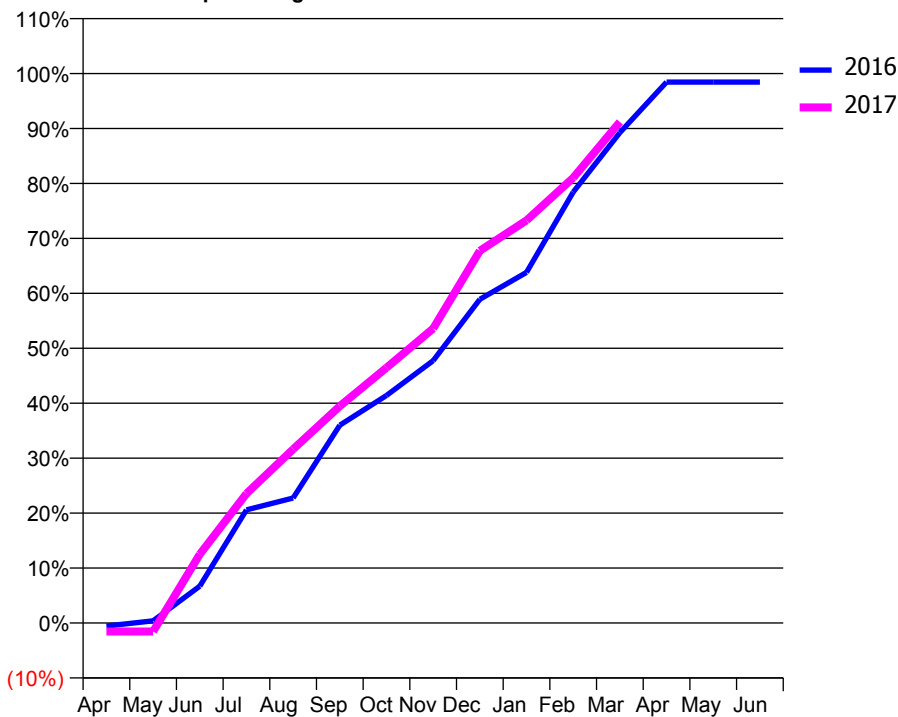
ACCESS*

Patients seen in 24 months	Total	Change since previous quarter
Quarter ending March 2016	546	
Quarter ending June 2016	539	↓
Quarter ending September 2016	530	↓
Quarter ending December 2016	531	→
Quarter ending March 2017	533	→
Variance since March 2016	(2.4%)	↓



ACTIVITY

Cumulative percentage of contracted UDA delivered 2016 & 2017



Month	Adjusted Scheduled Activity (UDA)	
	2016	2017
April	-10	-27
May	7	-27
June	115	215
July	354	405
August	391	544
September	619	679
October	712	799
November	821	922
December	1,013	1,165
January	1,098	1,260
February	1,349	1,393
March	1,535	1,568
April	1,693	
May	1,693	
June	1,693	

QUALITY

	Quantity	Base Number	Contract	AT	Region	England
% of FP17s for the same patient ID Re-attending within 3 months - Children	84	688	12.2%	12.9%	13.3%	12.3%
% of FP17s for the same patient ID Re-attending within 3 months - Adults	15	90	16.7%	17.6%	17.3%	16.7%
% of FP17s for the same patient ID Re-attending between 3 & 9 months - Children	431	688	62.6%	56.2%	58.9%	57.6%
% of FP17s for the same patient ID Re-attending between 3 & 9 months - Adults	40	90	44.4%	49.9%	52.2%	50.1%
% of FP17s for Band 1 Urgent Courses	2	716	0.3%	10.4%	9.2%	9.1%
% of FP17s Relating to Free Repair or Replacements	0	716	0.0%	0.9%	1.0%	0.8%
% of FP17s Relating to Continuations	13	716	1.8%	1.3%	1.4%	1.2%
% of Patients satisfied with the dentistry they have received	1	1	N/A	92.1%	93.1%	92.8%
% of Patients satisfied with the time they had to wait for an appointment	1	1	N/A	88.1%	89.5%	88.7%

* This is based on patients treated on this contract for their most recent course of treatment. Figures in italics indicate the base number of FP17s or Patient Questionnaire responses are less than 100. N/A is shown where the base number of responses is less than 10 during the period. % is calculated as Quantity/Base number*100

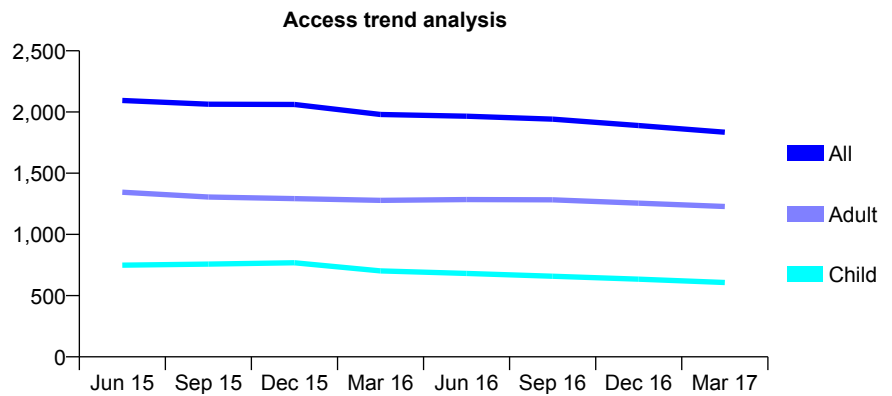
Q46 - Vital Signs At a Glance Contract Report for 766224/0002 - March 2017

Name or company name	MR SM KHONSARY
Contract type name	GDS Contract
Purpose of contract	General
Contract start date	01/07/2012
Contract end date	

16/17 Contracted general activity (UDA)	5,633
Carry forward general activity (UDA)	85
16/17 Contracted orthodontic activity (UOA)	0
Carry forward orthodontic activity (UOA)	0
Baseline contract value	£156,067.81

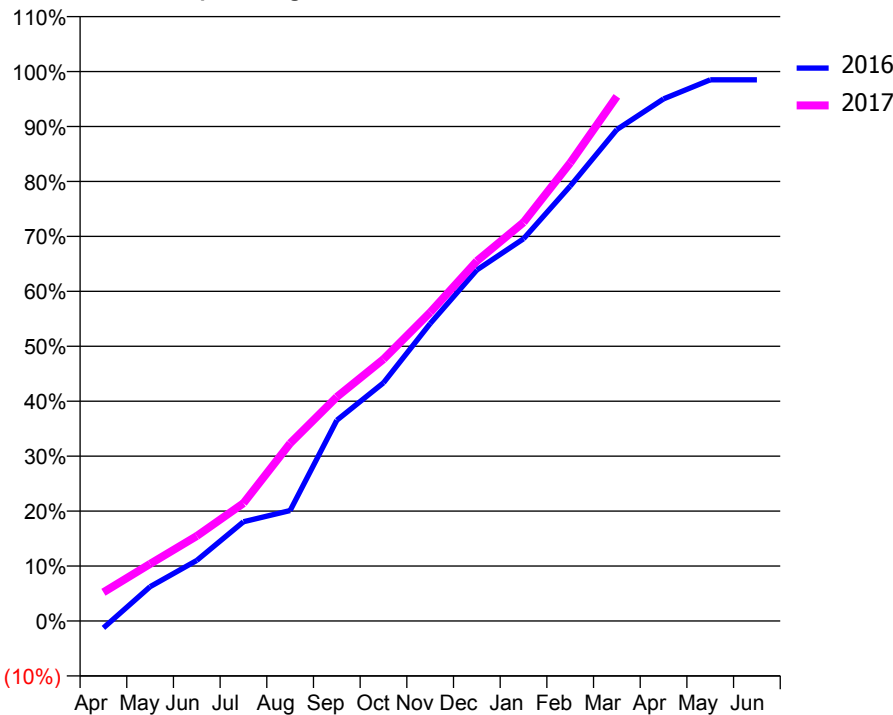
ACCESS*

Patients seen in 24 months	Total	Change since previous quarter
Quarter ending March 2016	1,980	
Quarter ending June 2016	1,966	→
Quarter ending September 2016	1,942	↓
Quarter ending December 2016	1,889	↓
Quarter ending March 2017	1,835	↓
Variance since March 2016	(7.3%)	↓



ACTIVITY

Cumulative percentage of contracted UDA delivered 2016 & 2017



Month	Adjusted Scheduled Activity (UDA)	
	2016	2017
April	-72	295
May	353	585
June	621	871
July	1,017	1,208
August	1,133	1,822
September	2,058	2,297
October	2,442	2,684
November	3,049	3,163
December	3,599	3,690
January	3,919	4,087
February	4,459	4,697
March	5,039	5,378
April	5,353	
May	5,548	
June	5,548	

QUALITY

	Quantity	Base Number	Contract	AT	Region	England
% of FP17s for the same patient ID Re-attending within 3 months - Children	62	982	6.3%	12.9%	13.3%	12.3%
% of FP17s for the same patient ID Re-attending within 3 months - Adults	219	2,001	10.9%	17.6%	17.3%	16.7%
% of FP17s for the same patient ID Re-attending between 3 & 9 months - Children	667	982	67.9%	56.2%	58.9%	57.6%
% of FP17s for the same patient ID Re-attending between 3 & 9 months - Adults	1,375	2,001	68.7%	49.9%	52.2%	50.1%
% of FP17s for Band 1 Urgent Courses	124	2,811	4.4%	10.4%	9.2%	9.1%
% of FP17s Relating to Free Repair or Replacements	0	2,811	0.0%	0.9%	1.0%	0.8%
% of FP17s Relating to Continuations	41	2,811	1.5%	1.3%	1.4%	1.2%
% of Patients satisfied with the dentistry they have received	1	1	N/A	92.1%	93.1%	92.8%
% of Patients satisfied with the time they had to wait for an appointment	1	1	N/A	88.1%	89.5%	88.7%

* This is based on patients treated on this contract for their most recent course of treatment. Figures in italics indicate the base number of FP17s or Patient Questionnaire responses are less than 100. N/A is shown where the base number of responses is less than 10 during the period. % is calculated as Quantity/Base number*100

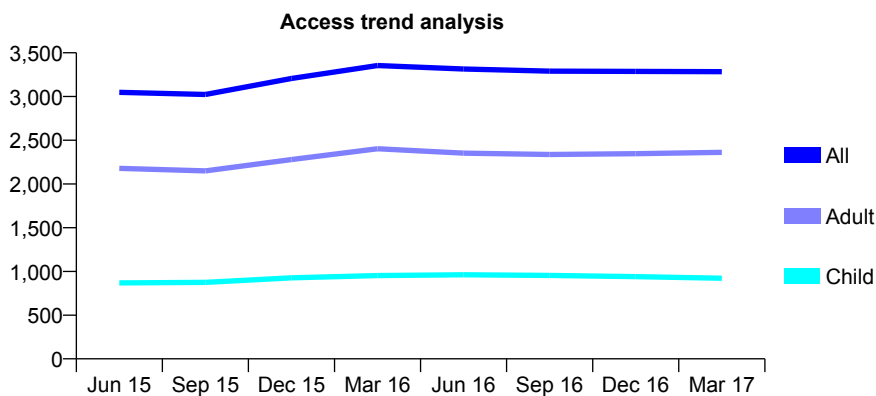
Q46 - Vital Signs At a Glance Contract Report for 769126/0001 - March 2017

Name or company name	MISS S AHMAD
Contract type name	GDS Contract
Purpose of contract	General
Contract start date	10/09/2012
Contract end date	

16/17 Contracted general activity (UDA)	10,336
Carry forward general activity (UDA)	-27
16/17 Contracted orthodontic activity (UOA)	0
Carry forward orthodontic activity (UOA)	0
Baseline contract value	£277,575.50

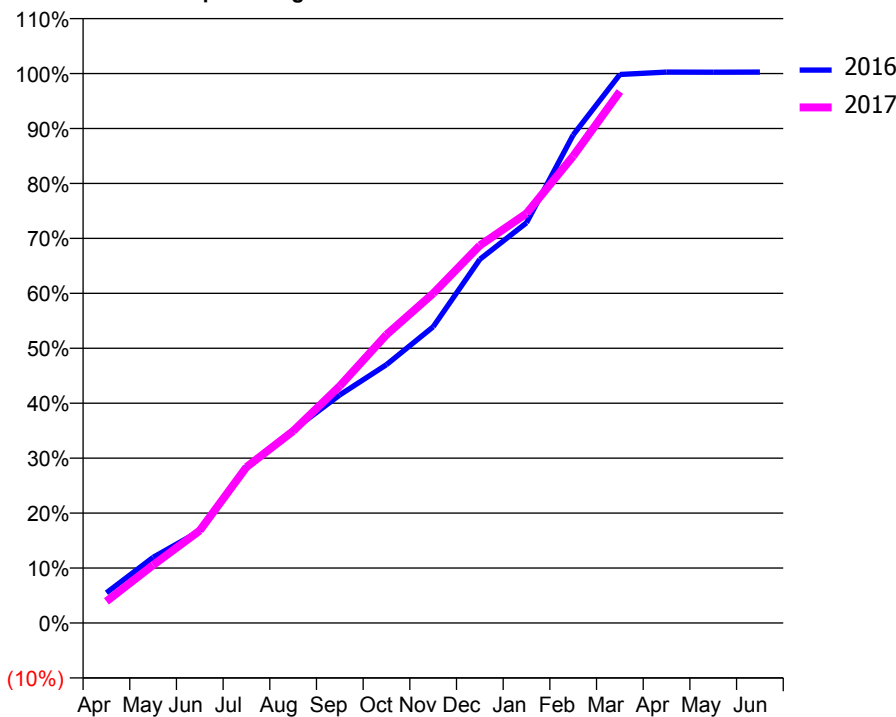
ACCESS*

Patients seen in 24 months	Total	Change since previous quarter
Quarter ending March 2016	3,355	
Quarter ending June 2016	3,314	↓
Quarter ending September 2016	3,291	→
Quarter ending December 2016	3,287	→
Quarter ending March 2017	3,284	→
Variance since March 2016	(2.1%)	↓



ACTIVITY

Cumulative percentage of contracted UDA delivered 2016 & 2017



Month	Adjusted Scheduled Activity (UDA)	
	2016	2017
April	568	407
May	1,235	1,090
June	1,731	1,738
July	2,941	2,933
August	3,630	3,611
September	4,290	4,459
October	4,860	5,423
November	5,571	6,200
December	6,842	7,102
January	7,529	7,705
February	9,181	8,782
March	10,316	9,995
April	10,362	
May	10,359	
June	10,363	

QUALITY

	Quantity	Base Number	Contract	AT	Region	England
% of FP17s for the same patient ID Re-attending within 3 months - Children	109	1,412	7.7%	12.9%	13.3%	12.3%
% of FP17s for the same patient ID Re-attending within 3 months - Adults	596	3,428	17.4%	17.6%	17.3%	16.7%
% of FP17s for the same patient ID Re-attending between 3 & 9 months - Children	924	1,412	65.4%	56.2%	58.9%	57.6%
% of FP17s for the same patient ID Re-attending between 3 & 9 months - Adults	1,950	3,428	56.9%	49.9%	52.2%	50.1%
% of FP17s for Band 1 Urgent Courses	571	4,819	11.8%	10.4%	9.2%	9.1%
% of FP17s Relating to Free Repair or Replacements	93	4,819	1.9%	0.9%	1.0%	0.8%
% of FP17s Relating to Continuations	92	4,819	1.9%	1.3%	1.4%	1.2%
% of Patients satisfied with the dentistry they have received	2	2	N/A	92.1%	93.1%	92.8%
% of Patients satisfied with the time they had to wait for an appointment	2	2	N/A	88.1%	89.5%	88.7%

* This is based on patients treated on this contract for their most recent course of treatment. Figures in italics indicate the base number of FP17s or Patient Questionnaire responses are less than 100. N/A is shown where the base number of responses is less than 10 during the period. % is calculated as Quantity/Base number*100

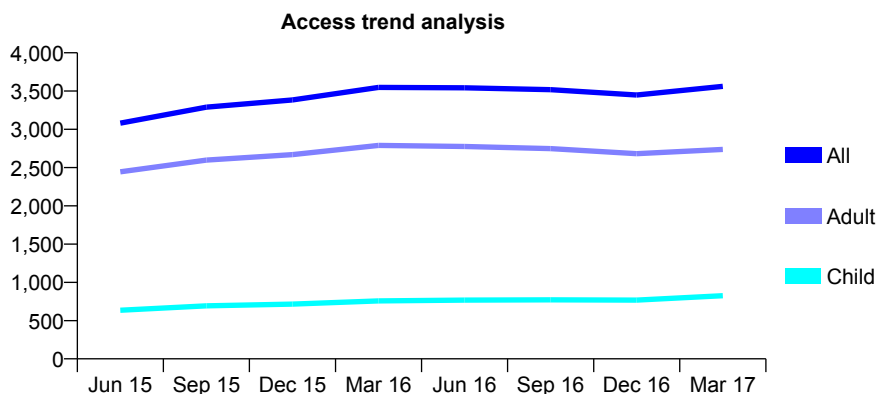
Q46 - Vital Signs At a Glance Contract Report for 769126/0002 - March 2017

Name or company name	MISS S AHMAD
Contract type name	GDS Contract
Purpose of contract	General
Contract start date	15/07/2013
Contract end date	

16/17 Contracted general activity (UDA)	13,017
Carry forward general activity (UDA)	0
16/17 Contracted orthodontic activity (UOA)	0
Carry forward orthodontic activity (UOA)	0
Baseline contract value	£321,688.84

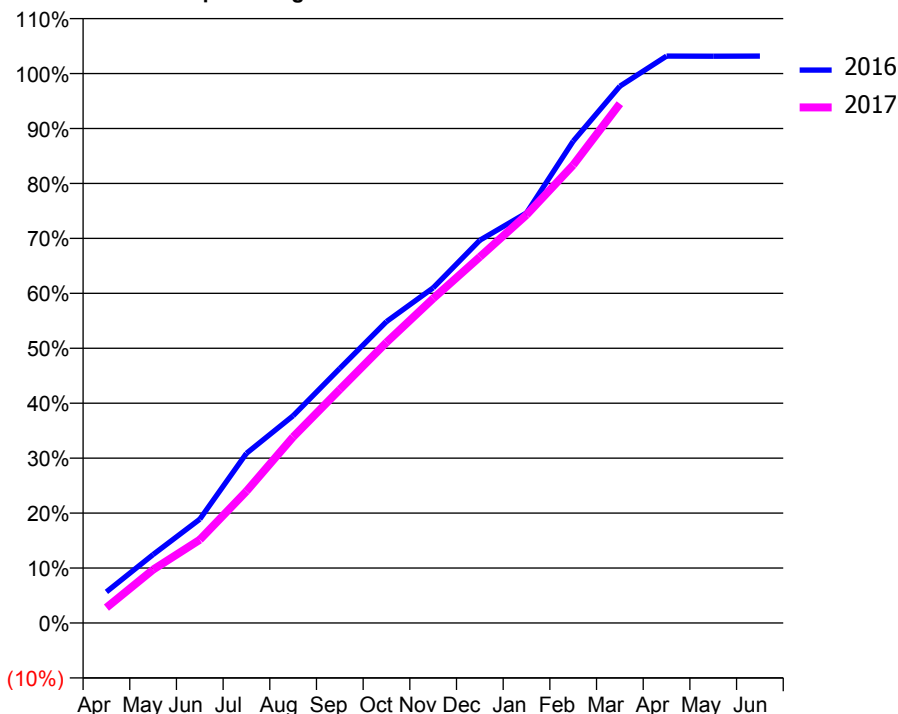
ACCESS*

Patients seen in 24 months	Total	Change since previous quarter
Quarter ending March 2016	3,548	
Quarter ending June 2016	3,543	→
Quarter ending September 2016	3,518	→
Quarter ending December 2016	3,449	↓
Quarter ending March 2017	3,562	↑
Variance since March 2016	0.4%	→



ACTIVITY

Cumulative percentage of contracted UDA delivered 2016 & 2017



Month	Adjusted Scheduled Activity (UDA)	
	2016	2017
April	737	366
May	1,622	1,267
June	2,458	1,972
July	4,020	3,123
August	4,910	4,409
September	6,033	5,532
October	7,139	6,647
November	7,940	7,687
December	9,069	8,672
January	9,715	9,669
February	11,415	10,850
March	12,717	12,301
April	13,429	
May	13,425	
June	13,428	

QUALITY

	Quantity	Base Number	Contract	AT	Region	England
% of FP17s for the same patient ID Re-attending within 3 months - Children	141	1,342	10.5%	12.9%	13.3%	12.3%
% of FP17s for the same patient ID Re-attending within 3 months - Adults	831	4,534	18.3%	17.6%	17.3%	16.7%
% of FP17s for the same patient ID Re-attending between 3 & 9 months - Children	850	1,342	63.3%	56.2%	58.9%	57.6%
% of FP17s for the same patient ID Re-attending between 3 & 9 months - Adults	2,845	4,534	62.7%	49.9%	52.2%	50.1%
% of FP17s for Band 1 Urgent Courses	536	5,636	9.5%	10.4%	9.2%	9.1%
% of FP17s Relating to Free Repair or Replacements	172	5,636	3.1%	0.9%	1.0%	0.8%
% of FP17s Relating to Continuations	164	5,636	2.9%	1.3%	1.4%	1.2%
% of Patients satisfied with the dentistry they have received	7	9	N/A	92.1%	93.1%	92.8%
% of Patients satisfied with the time they had to wait for an appointment	8	9	N/A	88.1%	89.5%	88.7%

* This is based on patients treated on this contract for their most recent course of treatment. Figures in italics indicate the base number of FP17s or Patient Questionnaire responses are less than 100. N/A is shown where the base number of responses is less than 10 during the period. % is calculated as Quantity/Base number*100

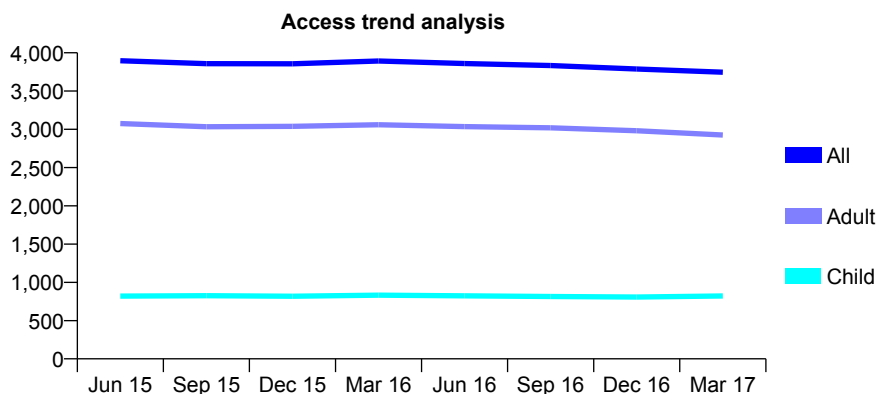
Q46 - Vital Signs At a Glance Contract Report for 769339/0001 - March 2017

Name or company name	MS H LUPSON
Contract type name	GDS Contract
Purpose of contract	General
Contract start date	01/04/2006
Contract end date	

16/17 Contracted general activity (UDA)	12,042
Carry forward general activity (UDA)	184
16/17 Contracted orthodontic activity (UOA)	0
Carry forward orthodontic activity (UOA)	0
Baseline contract value	£288,185.83

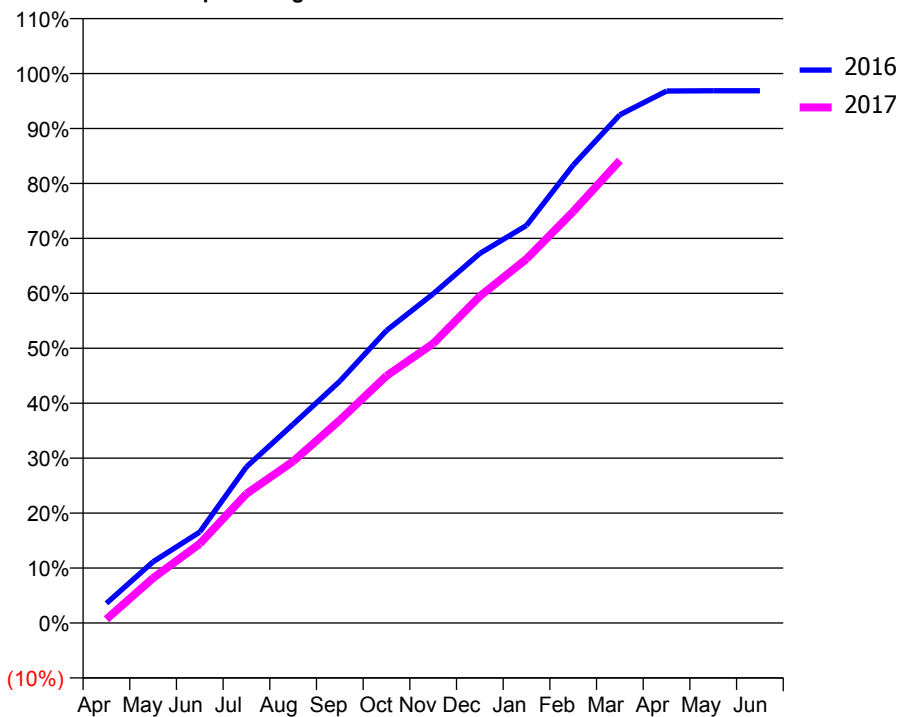
ACCESS*

Patients seen in 24 months	Total	Change since previous quarter
Quarter ending March 2016	3,892	
Quarter ending June 2016	3,859	→
Quarter ending September 2016	3,834	→
Quarter ending December 2016	3,788	↓
Quarter ending March 2017	3,746	↓
Variance since March 2016	(3.8%)	↓



ACTIVITY

Cumulative percentage of contracted UDA delivered 2016 & 2017



Month	Adjusted Scheduled Activity (UDA)	
	2016	2017
April	437	85
May	1,364	986
June	2,026	1,738
July	3,481	2,833
August	4,427	3,544
September	5,388	4,447
October	6,518	5,416
November	7,332	6,124
December	8,233	7,161
January	8,858	7,980
February	10,199	9,016
March	11,323	10,134
April	11,853	
May	11,858	
June	11,858	

QUALITY

	Quantity	Base Number	Contract	AT	Region	England
% of FP17s for the same patient ID Re-attending within 3 months - Children	111	1,385	8.0%	12.9%	13.3%	12.3%
% of FP17s for the same patient ID Re-attending within 3 months - Adults	888	4,941	18.0%	17.6%	17.3%	16.7%
% of FP17s for the same patient ID Re-attending between 3 & 9 months - Children	1,015	1,385	73.3%	56.2%	58.9%	57.6%
% of FP17s for the same patient ID Re-attending between 3 & 9 months - Adults	3,085	4,941	62.4%	49.9%	52.2%	50.1%
% of FP17s for Band 1 Urgent Courses	467	5,979	7.8%	10.4%	9.2%	9.1%
% of FP17s Relating to Free Repair or Replacements	78	5,979	1.3%	0.9%	1.0%	0.8%
% of FP17s Relating to Continuations	54	5,979	0.9%	1.3%	1.4%	1.2%
% of Patients satisfied with the dentistry they have received	6	7	N/A	92.1%	93.1%	92.8%
% of Patients satisfied with the time they had to wait for an appointment	7	7	N/A	88.1%	89.5%	88.7%

* This is based on patients treated on this contract for their most recent course of treatment. Figures in italics indicate the base number of FP17s or Patient Questionnaire responses are less than 100. N/A is shown where the base number of responses is less than 10 during the period. % is calculated as Quantity/Base number*100

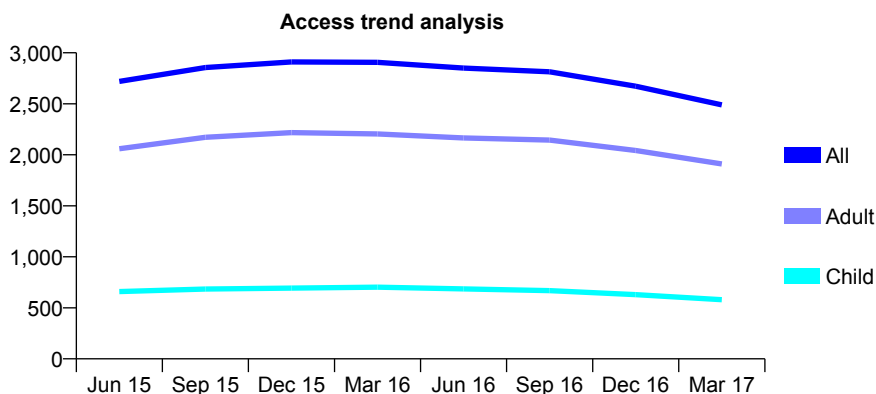
Q46 - Vital Signs At a Glance Contract Report for 770795/0001 - March 2017

Name or company name	MR AR ULLATHORNE
Contract type name	GDS Contract
Purpose of contract	General and Orthodontic
Contract start date	01/12/2013
Contract end date	

16/17 Contracted general activity (UDA)	10,925
Carry forward general activity (UDA)	0
16/17 Contracted orthodontic activity (UOA)	380
Carry forward orthodontic activity (UOA)	0
Baseline contract value	£301,026.15

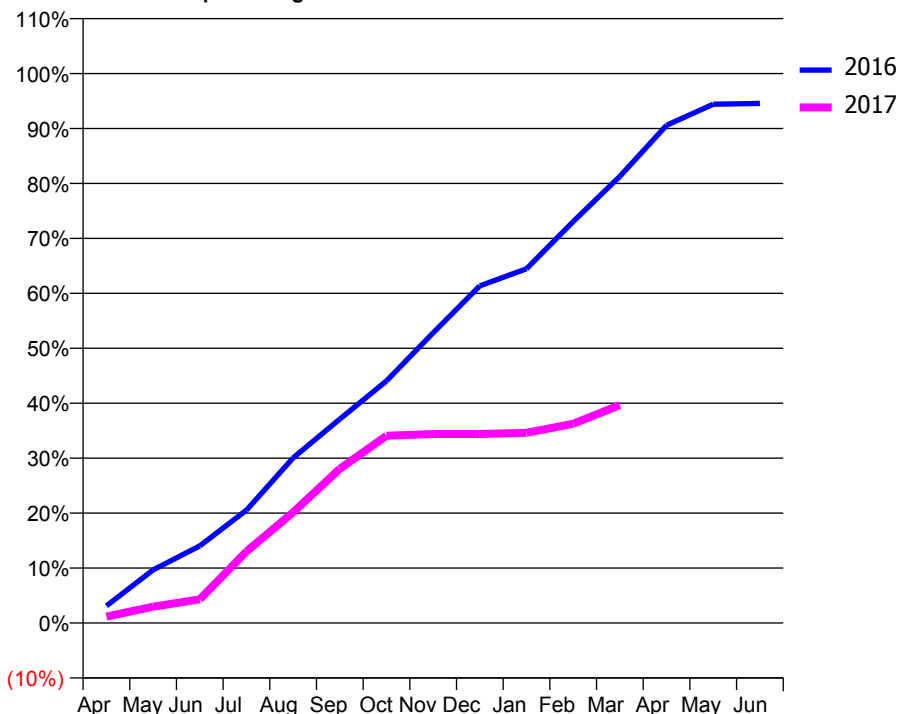
ACCESS*

Patients seen in 24 months	Total	Change since previous quarter
Quarter ending March 2016	2,906	
Quarter ending June 2016	2,850	↓
Quarter ending September 2016	2,814	↓
Quarter ending December 2016	2,673	↓
Quarter ending March 2017	2,490	↓
Variance since March 2016	(14.3%)	↓



ACTIVITY

Cumulative percentage of contracted UDA delivered 2016 & 2017



Adjusted Scheduled Activity (UDA)

Month	2016	2017
April	341	129
May	1,057	325
June	1,535	470
July	2,244	1,421
August	3,284	2,202
September	4,055	3,065
October	4,814	3,724
November	5,770	3,758
December	6,704	3,758
January	7,042	3,783
February	7,981	3,963
March	8,881	4,333
April	9,895	
May	10,314	
June	10,330	

QUALITY

	Quantity	Base Number	Contract	AT	Region	England
% of FP17s for the same patient ID Re-attending within 3 months - Children	42	603	7.0%	12.9%	13.3%	12.3%
% of FP17s for the same patient ID Re-attending within 3 months - Adults	266	1,791	14.9%	17.6%	17.3%	16.7%
% of FP17s for the same patient ID Re-attending between 3 & 9 months - Children	307	603	50.9%	56.2%	58.9%	57.6%
% of FP17s for the same patient ID Re-attending between 3 & 9 months - Adults	831	1,791	46.4%	49.9%	52.2%	50.1%
% of FP17s for Band 1 Urgent Courses	196	1,846	10.6%	10.4%	9.2%	9.1%
% of FP17s Relating to Free Repair or Replacements	22	1,846	1.2%	0.9%	1.0%	0.8%
% of FP17s Relating to Continuations	11	1,846	0.6%	1.3%	1.4%	1.2%
% of Patients satisfied with the dentistry they have received	1	1	N/A	92.1%	93.1%	92.8%
% of Patients satisfied with the time they had to wait for an appointment	1	1	N/A	88.1%	89.5%	88.7%

* This is based on patients treated on this contract for their most recent course of treatment. Figures in italics indicate the base number of FP17s or Patient Questionnaire responses are less than 100. N/A is shown where the base number of responses is less than 10 during the period. % is calculated as Quantity/Base number*100

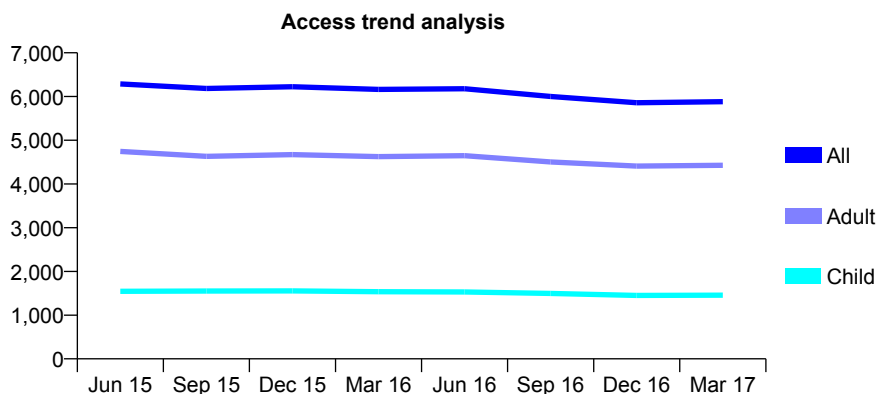
Q46 - Vital Signs At a Glance Contract Report for 770973/0001 - March 2017

Name or company name	MR CD AINSWORTH
Contract type name	GDS Contract
Purpose of contract	General
Contract start date	01/04/2006
Contract end date	

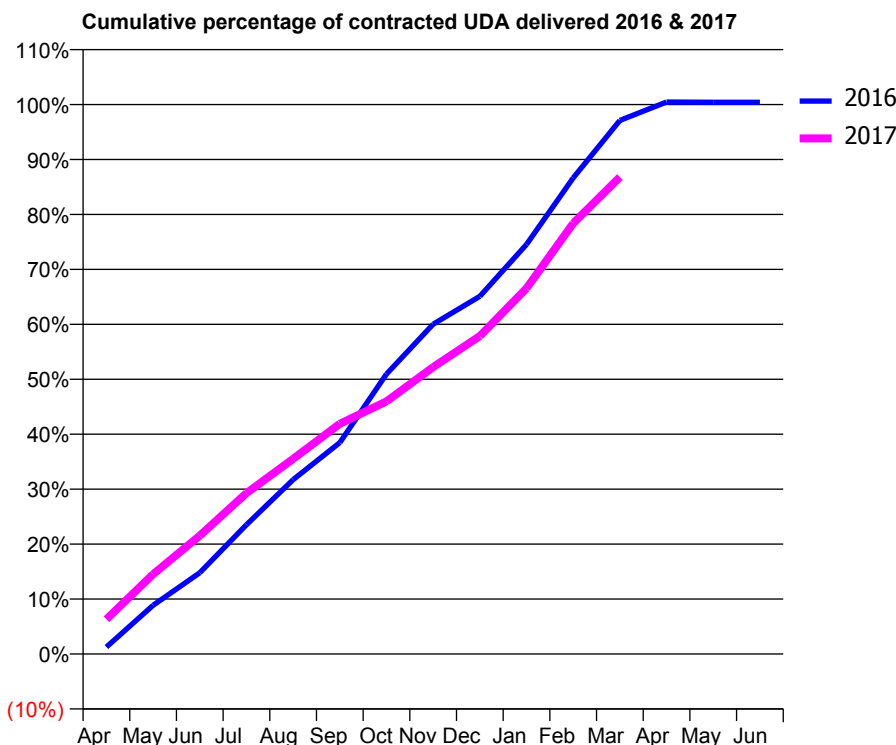
16/17 Contracted general activity (UDA)	20,430
Carry forward general activity (UDA)	-81
16/17 Contracted orthodontic activity (UOA)	0
Carry forward orthodontic activity (UOA)	0
Baseline contract value	£615,567.55

ACCESS*

Patients seen in 24 months	Total	Change since previous quarter
Quarter ending March 2016	6,164	
Quarter ending June 2016	6,177	→
Quarter ending September 2016	6,001	↓
Quarter ending December 2016	5,859	↓
Quarter ending March 2017	5,883	→
Variance since March 2016	(4.6%)	↓



ACTIVITY



Month	Adjusted Scheduled Activity (UDA)	
	2016	2017
April	259	1,293
May	1,811	2,966
June	3,023	4,402
July	4,806	5,983
August	6,481	7,258
September	7,862	8,558
October	10,408	9,391
November	12,264	10,668
December	13,297	11,820
January	15,227	13,596
February	17,699	16,013
March	19,840	17,733
April	20,520	
May	20,512	
June	20,511	

QUALITY

	Quantity	Base Number	Contract	AT	Region	England
% of FP17s for the same patient ID Re-attending within 3 months - Children	247	2,169	11.4%	12.9%	13.3%	12.3%
% of FP17s for the same patient ID Re-attending within 3 months - Adults	979	6,062	16.1%	17.6%	17.3%	16.7%
% of FP17s for the same patient ID Re-attending between 3 & 9 months - Children	1,302	2,169	60.0%	56.2%	58.9%	57.6%
% of FP17s for the same patient ID Re-attending between 3 & 9 months - Adults	3,331	6,062	54.9%	49.9%	52.2%	50.1%
% of FP17s for Band 1 Urgent Courses	1,178	7,917	14.9%	10.4%	9.2%	9.1%
% of FP17s Relating to Free Repair or Replacements	56	7,917	0.7%	0.9%	1.0%	0.8%
% of FP17s Relating to Continuations	15	7,917	0.2%	1.3%	1.4%	1.2%
% of Patients satisfied with the dentistry they have received	4	4	N/A	92.1%	93.1%	92.8%
% of Patients satisfied with the time they had to wait for an appointment	4	4	N/A	88.1%	89.5%	88.7%

* This is based on patients treated on this contract for their most recent course of treatment. Figures in italics indicate the base number of FP17s or Patient Questionnaire responses are less than 100. N/A is shown where the base number of responses is less than 10 during the period. % is calculated as Quantity/Base number*100

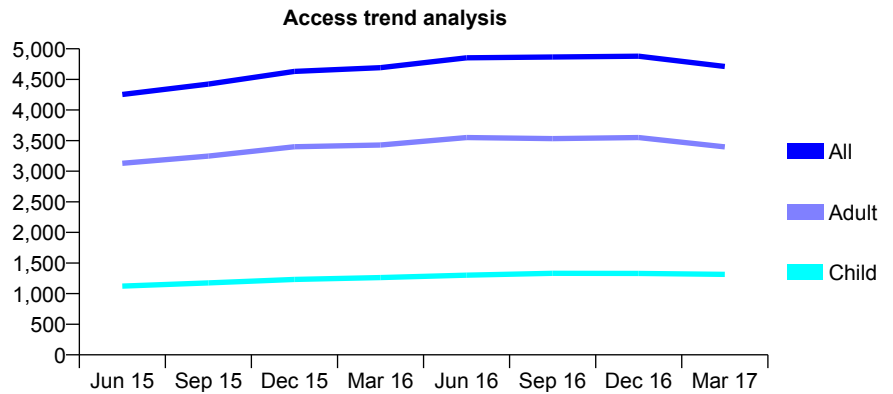
Q46 - Vital Signs At a Glance Contract Report for 772194/0002 - March 2017

Name or company name	MR B AMOZANDEH
Contract type name	GDS Contract
Purpose of contract	General
Contract start date	01/06/2008
Contract end date	

16/17 Contracted general activity (UDA)	19,610
Carry forward general activity (UDA)	55
16/17 Contracted orthodontic activity (UOA)	0
Carry forward orthodontic activity (UOA)	0
Baseline contract value	£545,412.14

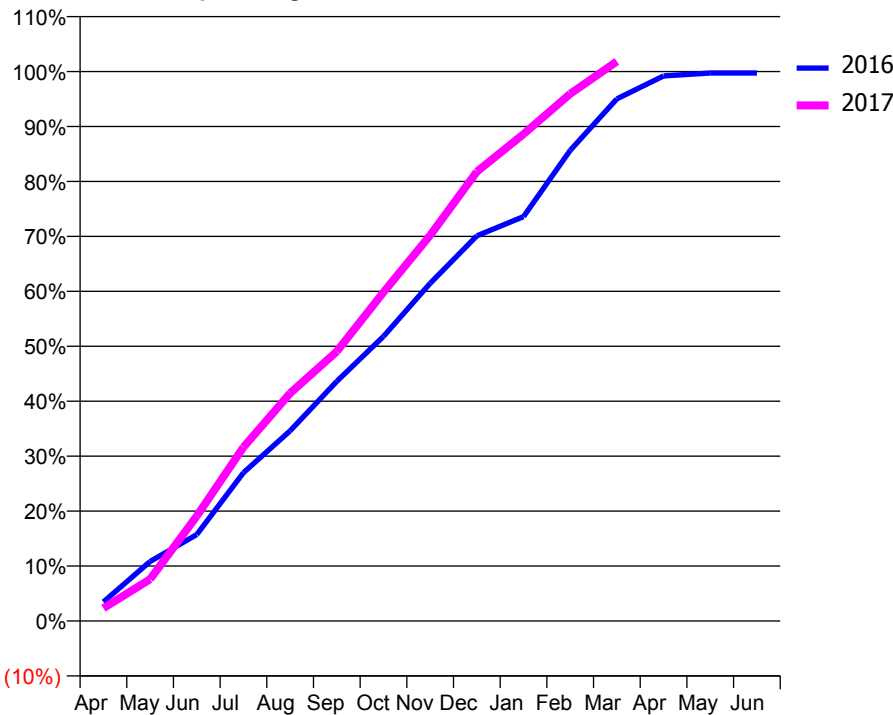
ACCESS*

Patients seen in 24 months	Total	Change since previous quarter
Quarter ending March 2016	4,691	
Quarter ending June 2016	4,852	↑
Quarter ending September 2016	4,865	→
Quarter ending December 2016	4,880	→
Quarter ending March 2017	4,711	↓
Variance since March 2016	0.4%	→



ACTIVITY

Cumulative percentage of contracted UDA delivered 2016 & 2017



Month	Adjusted Scheduled Activity (UDA)	
	2016	2017
April	681	460
May	2,124	1,490
June	3,084	3,747
July	5,295	6,201
August	6,790	8,129
September	8,553	9,621
October	10,157	11,733
November	12,050	13,766
December	13,744	16,035
January	14,432	17,376
February	16,796	18,815
March	18,633	19,971
April	19,452	
May	19,555	
June	19,555	

QUALITY

	Quantity	Base Number	Contract	AT	Region	England
% of FP17s for the same patient ID Re-attending within 3 months - Children	230	2,098	11.0%	12.9%	13.3%	12.3%
% of FP17s for the same patient ID Re-attending within 3 months - Adults	1,340	5,493	24.4%	17.6%	17.3%	16.7%
% of FP17s for the same patient ID Re-attending between 3 & 9 months - Children	1,294	2,098	61.7%	56.2%	58.9%	57.6%
% of FP17s for the same patient ID Re-attending between 3 & 9 months - Adults	2,515	5,493	45.8%	49.9%	52.2%	50.1%
% of FP17s for Band 1 Urgent Courses	899	7,266	12.4%	10.4%	9.2%	9.1%
% of FP17s Relating to Free Repair or Replacements	68	7,266	0.9%	0.9%	1.0%	0.8%
% of FP17s Relating to Continuations	129	7,266	1.8%	1.3%	1.4%	1.2%
% of Patients satisfied with the dentistry they have received	8	8	N/A	92.1%	93.1%	92.8%
% of Patients satisfied with the time they had to wait for an appointment	8	8	N/A	88.1%	89.5%	88.7%

* This is based on patients treated on this contract for their most recent course of treatment. Figures in italics indicate the base number of FP17s or Patient Questionnaire responses are less than 100. N/A is shown where the base number of responses is less than 10 during the period. % is calculated as Quantity/Base number*100

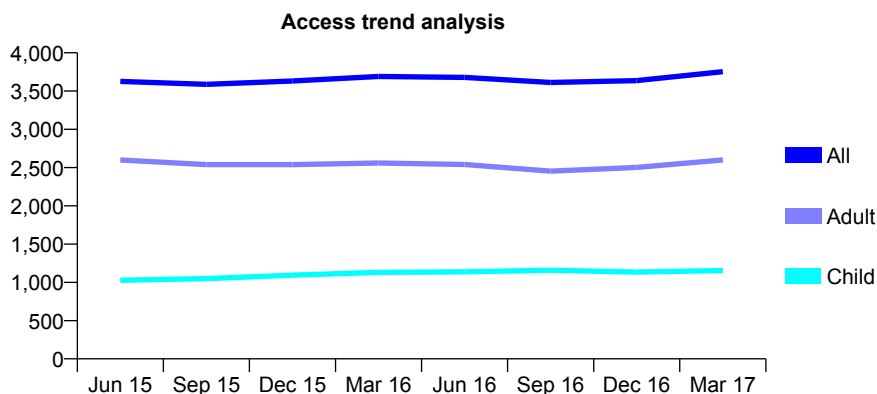
Q46 - Vital Signs At a Glance Contract Report for 772895/0001 - March 2017

Name or company name	MR CE CRAWFORD
Contract type name	GDS Contract
Purpose of contract	General
Contract start date	13/10/2009
Contract end date	

16/17 Contracted general activity (UDA)	6,773
Carry forward general activity (UDA)	-135
16/17 Contracted orthodontic activity (UOA)	0
Carry forward orthodontic activity (UOA)	0
Baseline contract value	£165,581.25

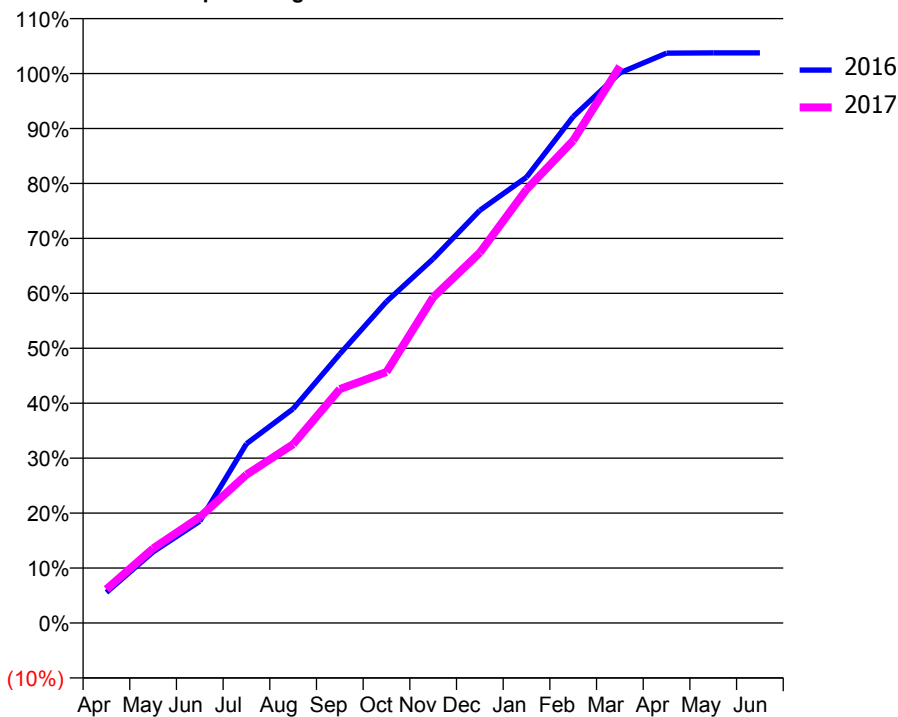
ACCESS*

Patients seen in 24 months	Total	Change since previous quarter
Quarter ending March 2016	3,690	
Quarter ending June 2016	3,679	→
Quarter ending September 2016	3,612	↓
Quarter ending December 2016	3,636	→
Quarter ending March 2017	3,754	↑
Variance since March 2016	1.7%	→



ACTIVITY

Cumulative percentage of contracted UDA delivered 2016 & 2017



Month	Adjusted Scheduled Activity (UDA)	
	2016	2017
April	384	417
May	893	920
June	1,277	1,306
July	2,249	1,829
August	2,688	2,204
September	3,375	2,883
October	4,032	3,094
November	4,569	4,015
December	5,175	4,565
January	5,593	5,344
February	6,353	5,947
March	6,901	6,862
April	7,148	
May	7,152	
June	7,152	

QUALITY

	Quantity	Base Number	Contract	AT	Region	England
% of FP17s for the same patient ID Re-attending within 3 months - Children	137	1,901	7.2%	12.9%	13.3%	12.3%
% of FP17s for the same patient ID Re-attending within 3 months - Adults	286	2,928	9.8%	17.6%	17.3%	16.7%
% of FP17s for the same patient ID Re-attending between 3 & 9 months - Children	1,329	1,901	69.9%	56.2%	58.9%	57.6%
% of FP17s for the same patient ID Re-attending between 3 & 9 months - Adults	1,223	2,928	41.8%	49.9%	52.2%	50.1%
% of FP17s for Band 1 Urgent Courses	233	3,681	6.3%	10.4%	9.2%	9.1%
% of FP17s Relating to Free Repair or Replacements	9	3,681	0.2%	0.9%	1.0%	0.8%
% of FP17s Relating to Continuations	39	3,681	1.1%	1.3%	1.4%	1.2%
% of Patients satisfied with the dentistry they have received	5	5	N/A	92.1%	93.1%	92.8%
% of Patients satisfied with the time they had to wait for an appointment	5	5	N/A	88.1%	89.5%	88.7%

* This is based on patients treated on this contract for their most recent course of treatment. Figures in italics indicate the base number of FP17s or Patient Questionnaire responses are less than 100. N/A is shown where the base number of responses is less than 10 during the period. % is calculated as Quantity/Base number*100

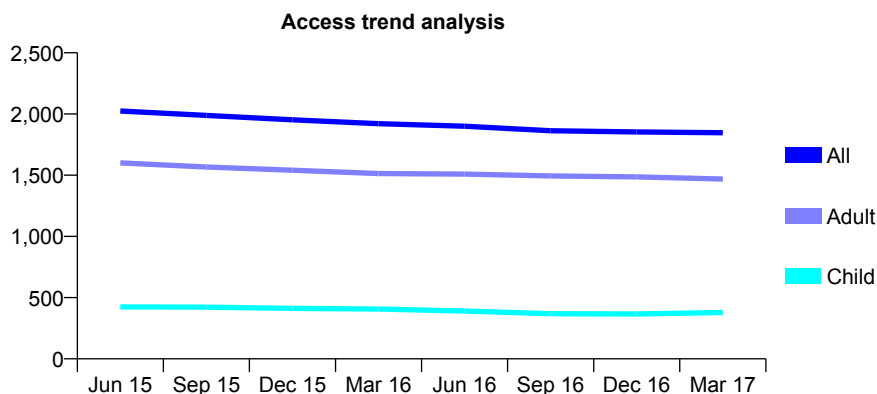
Q46 - Vital Signs At a Glance Contract Report for 772968/0001 - March 2017

Name or company name	MISS SN HUSSAIN
Contract type name	GDS Contract
Purpose of contract	General
Contract start date	19/04/2011
Contract end date	

16/17 Contracted general activity (UDA)	4,906
Carry forward general activity (UDA)	92
16/17 Contracted orthodontic activity (UOA)	0
Carry forward orthodontic activity (UOA)	0
Baseline contract value	£119,195.25

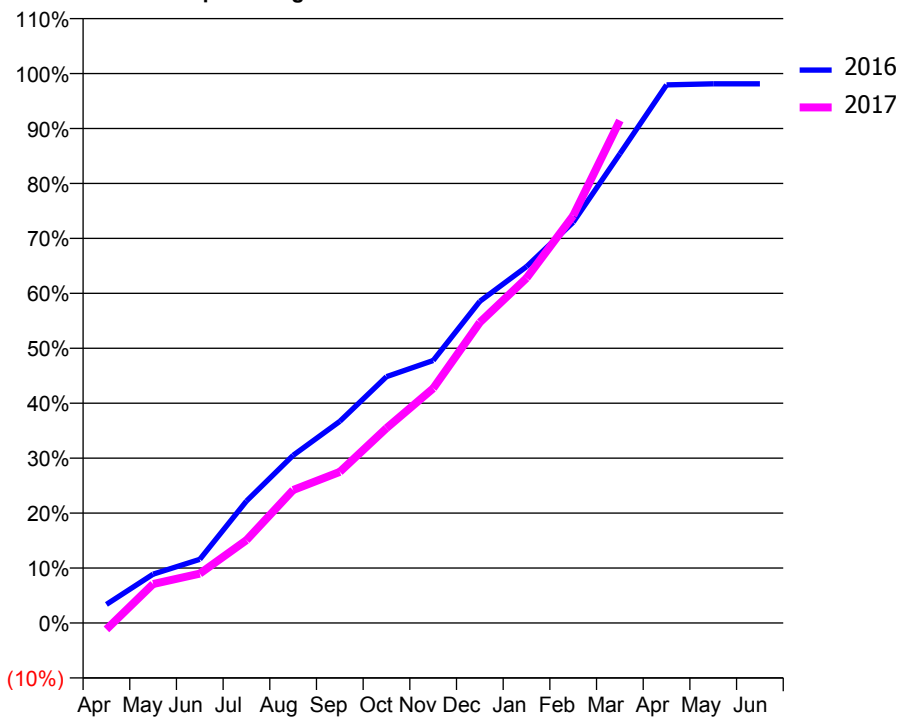
ACCESS*

Patients seen in 24 months	Total	Change since previous quarter
Quarter ending March 2016	1,921	
Quarter ending June 2016	1,900	↓
Quarter ending September 2016	1,863	↓
Quarter ending December 2016	1,853	→
Quarter ending March 2017	1,847	→
Variance since March 2016	(3.9%)	↓



ACTIVITY

Cumulative percentage of contracted UDA delivered 2016 & 2017



Month	Adjusted Scheduled Activity (UDA)	
	2016	2017
April	167	-57
May	437	348
June	569	441
July	1,088	740
August	1,497	1,187
September	1,800	1,349
October	2,199	1,740
November	2,343	2,094
December	2,872	2,684
January	3,182	3,079
February	3,579	3,637
March	4,189	4,486
April	4,805	
May	4,814	
June	4,814	

QUALITY

	Quantity	Base Number	Contract	AT	Region	England
% of FP17s for the same patient ID Re-attending within 3 months - Children	61	731	8.3%	12.9%	13.3%	12.3%
% of FP17s for the same patient ID Re-attending within 3 months - Adults	452	2,630	17.2%	17.6%	17.3%	16.7%
% of FP17s for the same patient ID Re-attending between 3 & 9 months - Children	507	731	69.4%	56.2%	58.9%	57.6%
% of FP17s for the same patient ID Re-attending between 3 & 9 months - Adults	1,665	2,630	63.3%	49.9%	52.2%	50.1%
% of FP17s for Band 1 Urgent Courses	172	2,156	8.0%	10.4%	9.2%	9.1%
% of FP17s Relating to Free Repair or Replacements	51	2,156	2.4%	0.9%	1.0%	0.8%
% of FP17s Relating to Continuations	37	2,156	1.7%	1.3%	1.4%	1.2%
% of Patients satisfied with the dentistry they have received	7	7	N/A	92.1%	93.1%	92.8%
% of Patients satisfied with the time they had to wait for an appointment	7	7	N/A	88.1%	89.5%	88.7%

* This is based on patients treated on this contract for their most recent course of treatment. Figures in italics indicate the base number of FP17s or Patient Questionnaire responses are less than 100. N/A is shown where the base number of responses is less than 10 during the period. % is calculated as Quantity/Base number*100

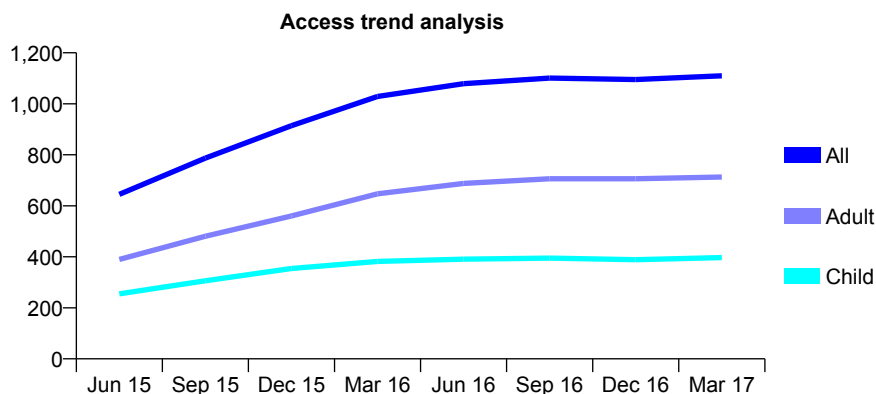
Q46 - Vital Signs At a Glance Contract Report for 772968/0003 - March 2017

Name or company name	MISS SN HUSSAIN
Contract type name	GDS Contract
Purpose of contract	General
Contract start date	01/01/2015
Contract end date	

16/17 Contracted general activity (UDA)	2,213
Carry forward general activity (UDA)	-38
16/17 Contracted orthodontic activity (UOA)	0
Carry forward orthodontic activity (UOA)	0
Baseline contract value	£60,310.41

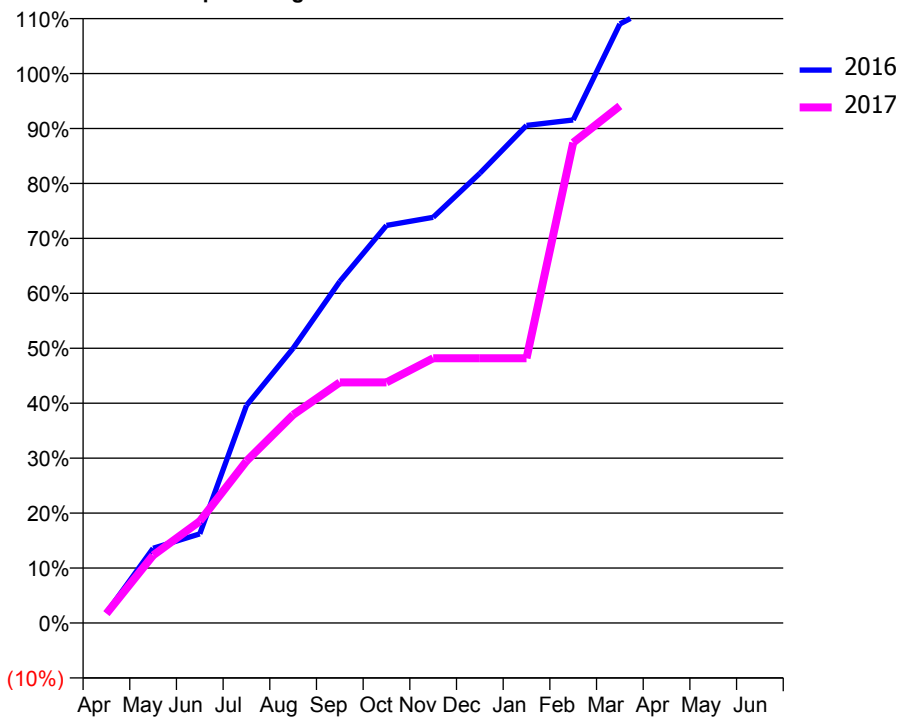
ACCESS*

Patients seen in 24 months	Total	Change since previous quarter
Quarter ending March 2016	1,029	
Quarter ending June 2016	1,079	↑
Quarter ending September 2016	1,101	↑
Quarter ending December 2016	1,095	→
Quarter ending March 2017	1,110	→
Variance since March 2016	7.9%	↑



ACTIVITY

Cumulative percentage of contracted UDA delivered 2016 & 2017



Month	Adjusted Scheduled Activity (UDA)	
	2016	2017
April	44	38
May	321	273
June	384	410
July	936	652
August	1,182	838
September	1,469	969
October	1,710	969
November	1,746	1,066
December	1,935	1,066
January	2,141	1,066
February	2,164	1,934
March	2,577	2,082
April	2,681	
May	2,682	
June	2,682	

QUALITY

	Quantity	Base Number	Contract	AT	Region	England
% of FP17s for the same patient ID Re-attending within 3 months - Children	59	686	8.6%	12.9%	13.3%	12.3%
% of FP17s for the same patient ID Re-attending within 3 months - Adults	199	1,188	16.8%	17.6%	17.3%	16.7%
% of FP17s for the same patient ID Re-attending between 3 & 9 months - Children	491	686	71.6%	56.2%	58.9%	57.6%
% of FP17s for the same patient ID Re-attending between 3 & 9 months - Adults	756	1,188	63.6%	49.9%	52.2%	50.1%
% of FP17s for Band 1 Urgent Courses	106	1,191	8.9%	10.4%	9.2%	9.1%
% of FP17s Relating to Free Repair or Replacements	13	1,191	1.1%	0.9%	1.0%	0.8%
% of FP17s Relating to Continuations	18	1,191	1.5%	1.3%	1.4%	1.2%
% of Patients satisfied with the dentistry they have received	0	0	N/A	92.1%	93.1%	92.8%
% of Patients satisfied with the time they had to wait for an appointment	0	0	N/A	88.1%	89.5%	88.7%

* This is based on patients treated on this contract for their most recent course of treatment. Figures in italics indicate the base number of FP17s or Patient Questionnaire responses are less than 100. N/A is shown where the base number of responses is less than 10 during the period. % is calculated as Quantity/Base number*100

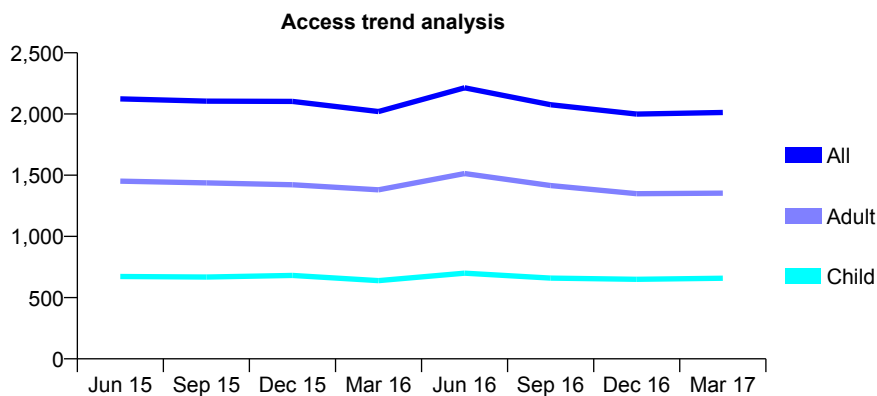
Q46 - Vital Signs At a Glance Contract Report for 773174/0001 - March 2017

Name or company name	MR S AHMED
Contract type name	GDS Contract
Purpose of contract	General
Contract start date	01/04/2006
Contract end date	

16/17 Contracted general activity (UDA)	8,304
Carry forward general activity (UDA)	0
16/17 Contracted orthodontic activity (UOA)	0
Carry forward orthodontic activity (UOA)	0
Baseline contract value	£275,717.49

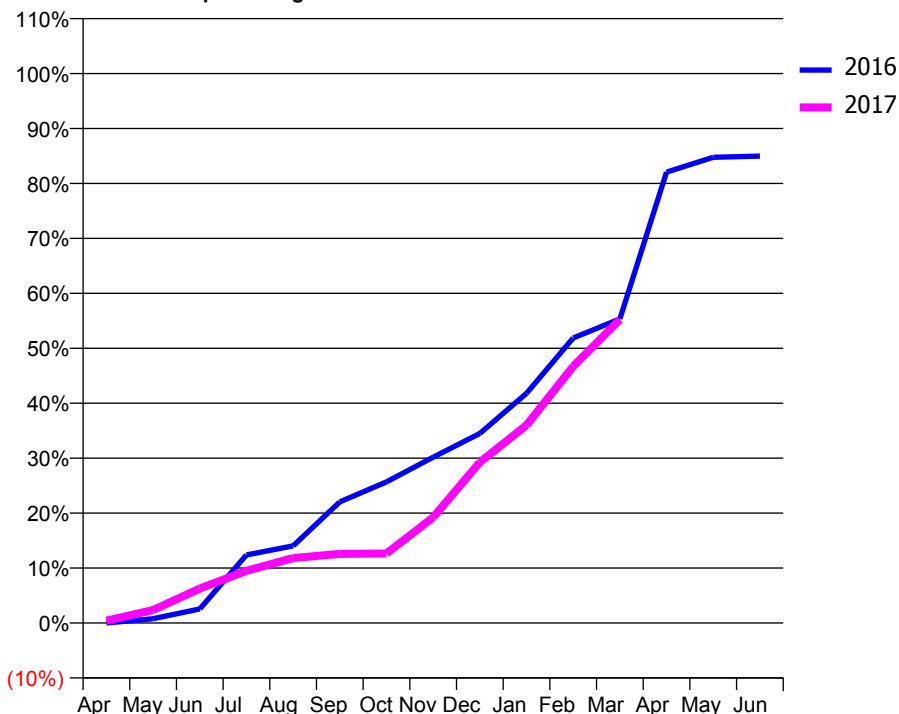
ACCESS*

Patients seen in 24 months	Total	Change since previous quarter
Quarter ending March 2016	2,020	
Quarter ending June 2016	2,214	↑
Quarter ending September 2016	2,076	↓
Quarter ending December 2016	1,999	↓
Quarter ending March 2017	2,012	→
Variance since March 2016	(0.4%)	→



ACTIVITY

Cumulative percentage of contracted UDA delivered 2016 & 2017



Month	Adjusted Scheduled Activity (UDA)	
	2016	2017
April	0	34
May	66	196
June	212	522
July	1,030	790
August	1,165	982
September	1,831	1,044
October	2,132	1,051
November	2,507	1,598
December	2,864	2,430
January	3,471	2,990
February	4,308	3,878
March	4,595	4,586
April	6,813	
May	7,038	
June	7,057	

QUALITY

	Quantity	Base Number	Contract	AT	Region	England
% of FP17s for the same patient ID Re-attending within 3 months - Children	29	602	4.8%	12.9%	13.3%	12.3%
% of FP17s for the same patient ID Re-attending within 3 months - Adults	163	1,254	13.0%	17.6%	17.3%	16.7%
% of FP17s for the same patient ID Re-attending between 3 & 9 months - Children	132	602	21.9%	56.2%	58.9%	57.6%
% of FP17s for the same patient ID Re-attending between 3 & 9 months - Adults	317	1,254	25.3%	49.9%	52.2%	50.1%
% of FP17s for Band 1 Urgent Courses	155	1,378	11.2%	10.4%	9.2%	9.1%
% of FP17s Relating to Free Repair or Replacements	16	1,378	1.2%	0.9%	1.0%	0.8%
% of FP17s Relating to Continuations	0	1,378	0.0%	1.3%	1.4%	1.2%
% of Patients satisfied with the dentistry they have received	1	2	N/A	92.1%	93.1%	92.8%
% of Patients satisfied with the time they had to wait for an appointment	0	2	N/A	88.1%	89.5%	88.7%

* This is based on patients treated on this contract for their most recent course of treatment. Figures in italics indicate the base number of FP17s or Patient Questionnaire responses are less than 100. N/A is shown where the base number of responses is less than 10 during the period. % is calculated as Quantity/Base number*100

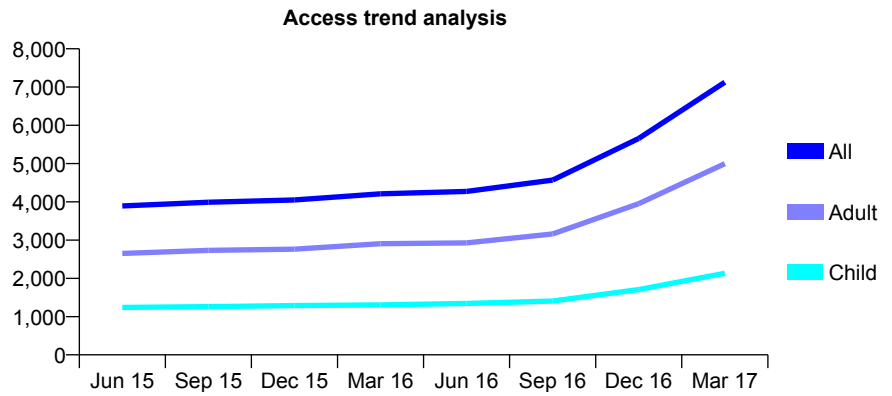
Q46 - Vital Signs At a Glance Contract Report for 780871/0001 - March 2017

Name or company name	MR R KHAN
Contract type name	GDS Contract
Purpose of contract	General
Contract start date	01/04/2006
Contract end date	

16/17 Contracted general activity (UDA)	24,622
Carry forward general activity (UDA)	-329
16/17 Contracted orthodontic activity (UOA)	0
Carry forward orthodontic activity (UOA)	0
Baseline contract value	£699,624.26

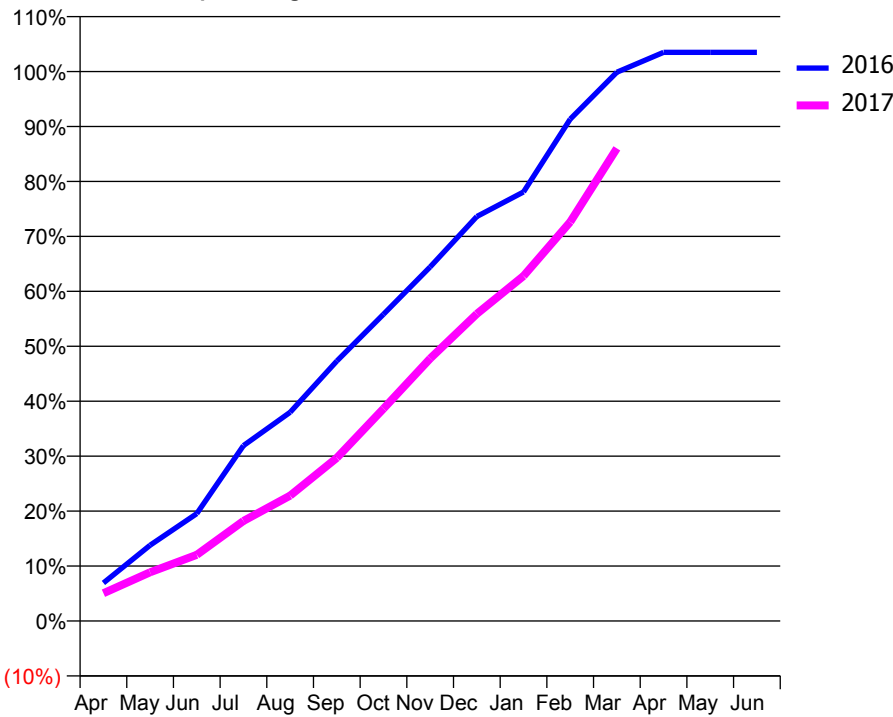
ACCESS*

Patients seen in 24 months	Total	Change since previous quarter
Quarter ending March 2016	4,208	
Quarter ending June 2016	4,271	→
Quarter ending September 2016	4,567	↑
Quarter ending December 2016	5,656	↑
Quarter ending March 2017	7,127	↑
Variance since March 2016	69.4%	↑



ACTIVITY

Cumulative percentage of contracted UDA delivered 2016 & 2017



Month	Adjusted Scheduled Activity (UDA)	
	2016	2017
April	953	1,247
May	1,896	2,183
June	2,687	2,966
July	4,384	4,483
August	5,221	5,621
September	6,501	7,309
October	7,670	9,512
November	8,854	11,760
December	10,113	13,763
January	10,728	15,461
February	12,547	17,882
March	13,723	21,180
April	14,218	
May	14,218	
June	14,218	

QUALITY

	Quantity	Base Number	Contract	AT	Region	England
% of FP17s for the same patient ID Re-attending within 3 months - Children	271	2,939	9.2%	12.9%	13.3%	12.3%
% of FP17s for the same patient ID Re-attending within 3 months - Adults	1,063	7,004	15.2%	17.6%	17.3%	16.7%
% of FP17s for the same patient ID Re-attending between 3 & 9 months - Children	1,207	2,939	41.1%	56.2%	58.9%	57.6%
% of FP17s for the same patient ID Re-attending between 3 & 9 months - Adults	2,728	7,004	38.9%	49.9%	52.2%	50.1%
% of FP17s for Band 1 Urgent Courses	1,169	9,761	12.0%	10.4%	9.2%	9.1%
% of FP17s Relating to Free Repair or Replacements	71	9,761	0.7%	0.9%	1.0%	0.8%
% of FP17s Relating to Continuations	46	9,761	0.5%	1.3%	1.4%	1.2%
% of Patients satisfied with the dentistry they have received	3	4	N/A	92.1%	93.1%	92.8%
% of Patients satisfied with the time they had to wait for an appointment	3	4	N/A	88.1%	89.5%	88.7%

* This is based on patients treated on this contract for their most recent course of treatment. Figures in italics indicate the base number of FP17s or Patient Questionnaire responses are less than 100. N/A is shown where the base number of responses is less than 10 during the period. % is calculated as Quantity/Base number*100

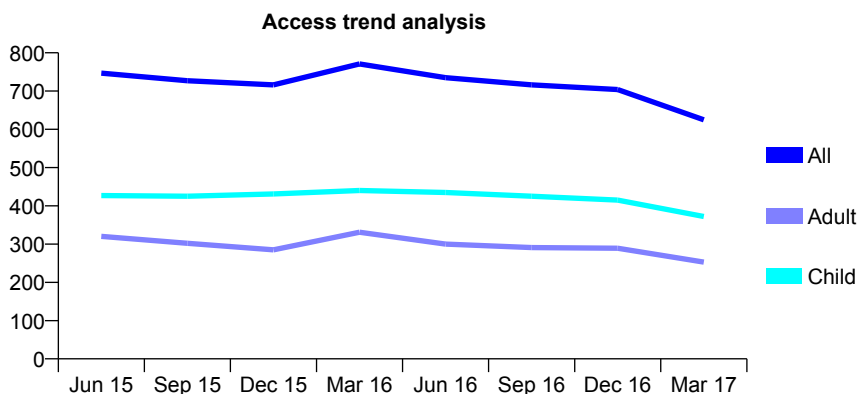
Q46 - Vital Signs At a Glance Contract Report for 803375/0001 - March 2017

Name or company name	MISS SR WOOLF
Contract type name	GDS Contract
Purpose of contract	General
Contract start date	01/04/2006
Contract end date	

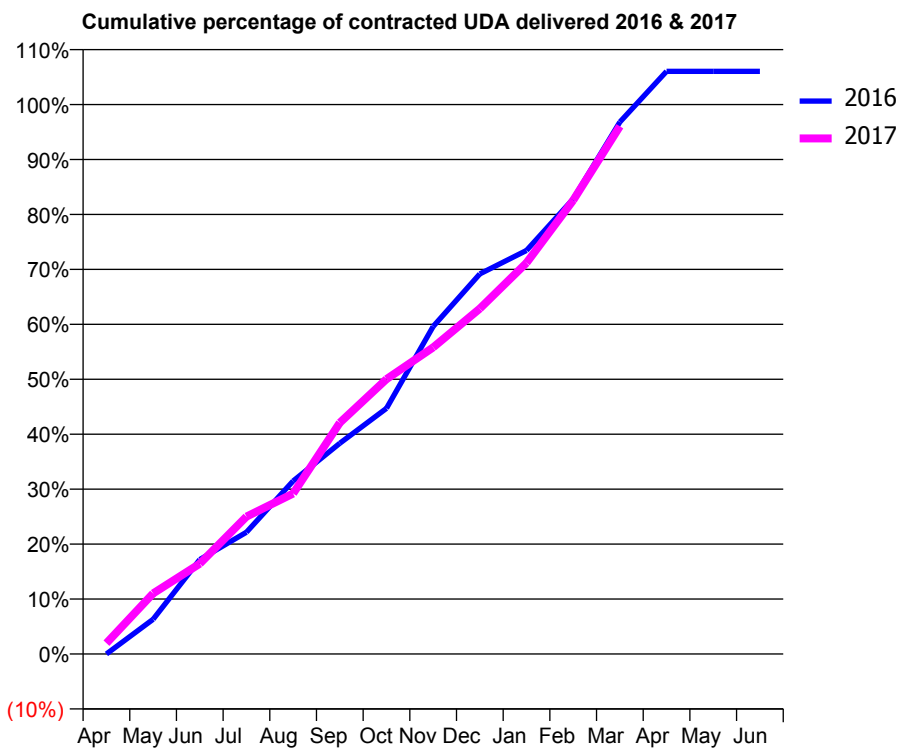
16/17 Contracted general activity (UDA)	1,715
Carry forward general activity (UDA)	-34
16/17 Contracted orthodontic activity (UOA)	0
Carry forward orthodontic activity (UOA)	0
Baseline contract value	£64,313.67

ACCESS*

Patients seen in 24 months	Total	Change since previous quarter
Quarter ending March 2016	771	
Quarter ending June 2016	735	↓
Quarter ending September 2016	716	↓
Quarter ending December 2016	704	↓
Quarter ending March 2017	625	↓
Variance since March 2016	(18.9%)	↓



ACTIVITY



Month	Adjusted Scheduled Activity (UDA)	
	2016	2017
April	0	34
May	126	189
June	343	282
July	442	429
August	628	501
September	765	722
October	892	858
November	1,189	957
December	1,380	1,078
January	1,465	1,221
February	1,652	1,416
March	1,931	1,647
April	2,115	
May	2,115	
June	2,115	

QUALITY

	Quantity	Base Number	Contract	AT	Region	England
% of FP17s for the same patient ID Re-attending within 3 months - Children	40	447	8.9%	12.9%	13.3%	12.3%
% of FP17s for the same patient ID Re-attending within 3 months - Adults	25	202	12.4%	17.6%	17.3%	16.7%
% of FP17s for the same patient ID Re-attending between 3 & 9 months - Children	199	447	44.5%	56.2%	58.9%	57.6%
% of FP17s for the same patient ID Re-attending between 3 & 9 months - Adults	41	202	20.3%	49.9%	52.2%	50.1%
% of FP17s for Band 1 Urgent Courses	0	603	0.0%	10.4%	9.2%	9.1%
% of FP17s Relating to Free Repair or Replacements	0	603	0.0%	0.9%	1.0%	0.8%
% of FP17s Relating to Continuations	19	603	3.2%	1.3%	1.4%	1.2%
% of Patients satisfied with the dentistry they have received	1	1	N/A	92.1%	93.1%	92.8%
% of Patients satisfied with the time they had to wait for an appointment	1	1	N/A	88.1%	89.5%	88.7%

* This is based on patients treated on this contract for their most recent course of treatment. Figures in italics indicate the base number of FP17s or Patient Questionnaire responses are less than 100. N/A is shown where the base number of responses is less than 10 during the period. % is calculated as Quantity/Base number*100

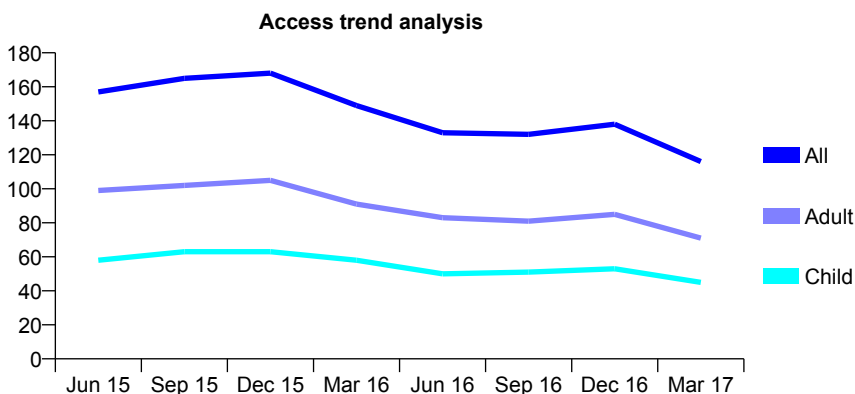
Q46 - Vital Signs At a Glance Contract Report for 816213/0002 - March 2017

Name or company name	MR S SHIMBERG
Contract type name	GDS Contract
Purpose of contract	General
Contract start date	01/04/2006
Contract end date	

16/17 Contracted general activity (UDA)	886
Carry forward general activity (UDA)	0
16/17 Contracted orthodontic activity (UOA)	0
Carry forward orthodontic activity (UOA)	0
Baseline contract value	£24,037.28

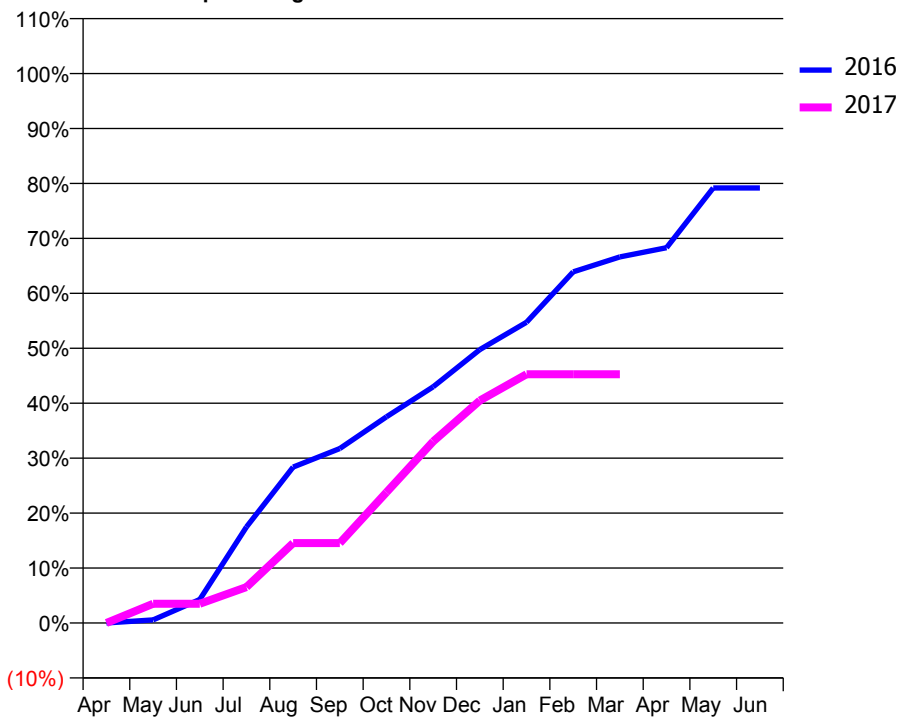
ACCESS*

Patients seen in 24 months	Total	Change since previous quarter
Quarter ending March 2016	149	
Quarter ending June 2016	133	↓
Quarter ending September 2016	132	→
Quarter ending December 2016	138	↑
Quarter ending March 2017	116	↓
Variance since March 2016	(22.1%)	↓



ACTIVITY

Cumulative percentage of contracted UDA delivered 2016 & 2017



Adjusted Scheduled Activity (UDA)

Month	2016	2017
April	0	0
May	5	31
June	38	31
July	155	58
August	251	129
September	281	129
October	332	211
November	381	293
December	441	359
January	485	401
February	566	401
March	590	401
April	605	
May	701	
June	701	

QUALITY

	Quantity	Base Number	Contract	AT	Region	England
% of FP17s for the same patient ID Re-attending within 3 months - Children	1	38	2.6%	12.9%	13.3%	12.3%
% of FP17s for the same patient ID Re-attending within 3 months - Adults	9	55	16.4%	17.6%	17.3%	16.7%
% of FP17s for the same patient ID Re-attending between 3 & 9 months - Children	4	38	10.5%	56.2%	58.9%	57.6%
% of FP17s for the same patient ID Re-attending between 3 & 9 months - Adults	9	55	16.4%	49.9%	52.2%	50.1%
% of FP17s for Band 1 Urgent Courses	5	76	6.6%	10.4%	9.2%	9.1%
% of FP17s Relating to Free Repair or Replacements	0	76	0.0%	0.9%	1.0%	0.8%
% of FP17s Relating to Continuations	0	76	0.0%	1.3%	1.4%	1.2%
% of Patients satisfied with the dentistry they have received	0	0	N/A	92.1%	93.1%	92.8%
% of Patients satisfied with the time they had to wait for an appointment	0	0	N/A	88.1%	89.5%	88.7%

* This is based on patients treated on this contract for their most recent course of treatment. Figures in italics indicate the base number of FP17s or Patient Questionnaire responses are less than 100. N/A is shown where the base number of responses is less than 10 during the period. % is calculated as Quantity/Base number*100

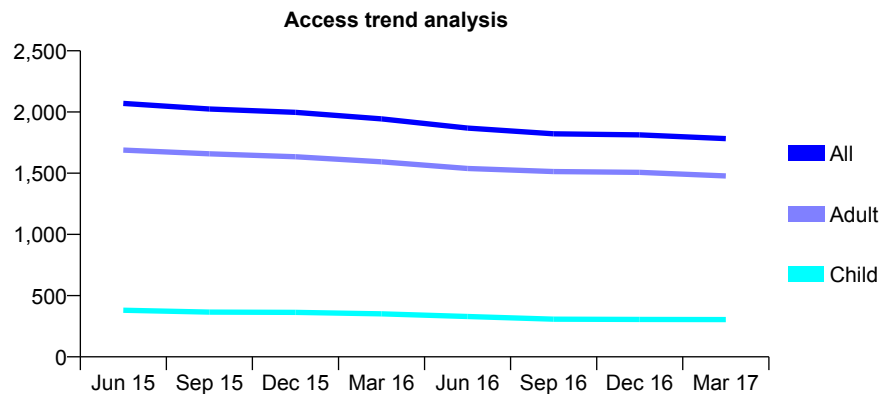
Q46 - Vital Signs At a Glance Contract Report for 819883/0002 - March 2017

Name or company name	MR AJ TAYLOR
Contract type name	GDS Contract
Purpose of contract	General
Contract start date	01/04/2006
Contract end date	

16/17 Contracted general activity (UDA)	6,065
Carry forward general activity (UDA)	0
16/17 Contracted orthodontic activity (UOA)	0
Carry forward orthodontic activity (UOA)	0
Baseline contract value	£138,910.36

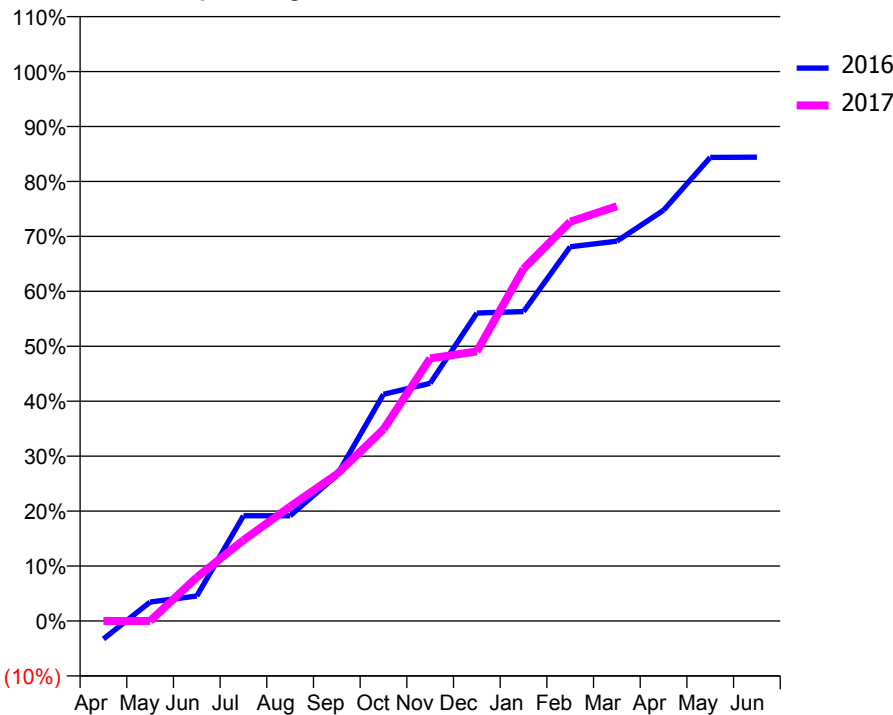
ACCESS*

Patients seen in 24 months	Total	Change since previous quarter
Quarter ending March 2016	1,944	
Quarter ending June 2016	1,869	↓
Quarter ending September 2016	1,822	↓
Quarter ending December 2016	1,813	→
Quarter ending March 2017	1,783	↓
Variance since March 2016	(8.3%)	↓



ACTIVITY

Cumulative percentage of contracted UDA delivered 2016 & 2017



Month	Adjusted Scheduled Activity (UDA)	
	2016	2017
April	-200	0
May	209	0
June	277	482
July	1,162	892
August	1,162	1,263
September	1,608	1,619
October	2,503	2,115
November	2,623	2,898
December	3,400	2,975
January	3,416	3,888
February	4,131	4,408
March	4,193	4,578
April	4,533	
May	5,116	
June	5,120	

QUALITY

	Quantity	Base Number	Contract	AT	Region	England
% of FP17s for the same patient ID Re-attending within 3 months - Children	26	484	5.4%	12.9%	13.3%	12.3%
% of FP17s for the same patient ID Re-attending within 3 months - Adults	337	2,401	14.0%	17.6%	17.3%	16.7%
% of FP17s for the same patient ID Re-attending between 3 & 9 months - Children	327	484	67.6%	56.2%	58.9%	57.6%
% of FP17s for the same patient ID Re-attending between 3 & 9 months - Adults	1,595	2,401	66.4%	49.9%	52.2%	50.1%
% of FP17s for Band 1 Urgent Courses	268	2,412	11.1%	10.4%	9.2%	9.1%
% of FP17s Relating to Free Repair or Replacements	11	2,412	0.5%	0.9%	1.0%	0.8%
% of FP17s Relating to Continuations	4	2,412	0.2%	1.3%	1.4%	1.2%
% of Patients satisfied with the dentistry they have received	3	3	N/A	92.1%	93.1%	92.8%
% of Patients satisfied with the time they had to wait for an appointment	3	3	N/A	88.1%	89.5%	88.7%

* This is based on patients treated on this contract for their most recent course of treatment. Figures in italics indicate the base number of FP17s or Patient Questionnaire responses are less than 100. N/A is shown where the base number of responses is less than 10 during the period. % is calculated as Quantity/Base number*100

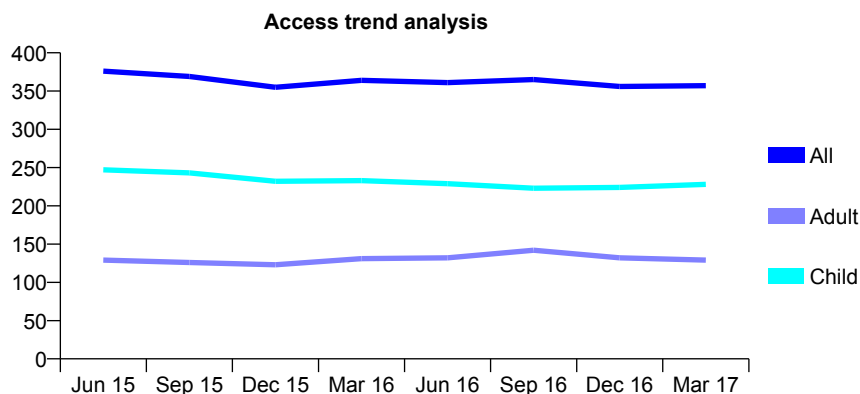
Q46 - Vital Signs At a Glance Contract Report for 824372/0001 - March 2017

Name or company name	MRS LR DOVER
Contract type name	GDS Contract
Purpose of contract	General and Orthodontic
Contract start date	01/04/2006
Contract end date	

16/17 Contracted general activity (UDA)	760
Carry forward general activity (UDA)	0
16/17 Contracted orthodontic activity (UOA)	397
Carry forward orthodontic activity (UOA)	-8
Baseline contract value	£34,504.02

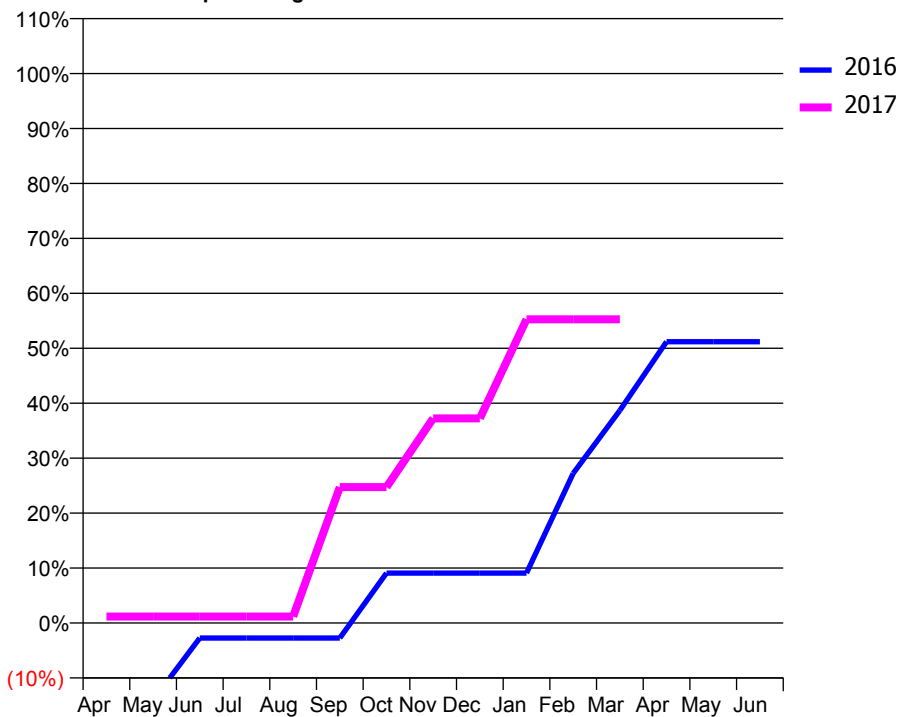
ACCESS*

Patients seen in 24 months	Total	Change since previous quarter
Quarter ending March 2016	364	
Quarter ending June 2016	361	→
Quarter ending September 2016	365	→
Quarter ending December 2016	356	↓
Quarter ending March 2017	357	→
Variance since March 2016	(1.9%)	↓



ACTIVITY

Cumulative percentage of contracted UDA delivered 2016 & 2017



Adjusted Scheduled Activity (UDA)

Month	2016	2017
April	-107	9
May	-107	9
June	-21	9
July	-21	9
August	-21	9
September	-21	188
October	69	188
November	69	283
December	69	283
January	69	420
February	207	420
March	294	420
April	389	
May	389	
June	389	

QUALITY

	Quantity	Base Number	Contract	AT	Region	England
% of FP17s for the same patient ID Re-attending within 3 months - Children	5	275	1.8%	12.9%	13.3%	12.3%
% of FP17s for the same patient ID Re-attending within 3 months - Adults	15	109	13.8%	17.6%	17.3%	16.7%
% of FP17s for the same patient ID Re-attending between 3 & 9 months - Children	153	275	55.6%	56.2%	58.9%	57.6%
% of FP17s for the same patient ID Re-attending between 3 & 9 months - Adults	45	109	41.3%	49.9%	52.2%	50.1%
% of FP17s for Band 1 Urgent Courses	0	271	0.0%	10.4%	9.2%	9.1%
% of FP17s Relating to Free Repair or Replacements	0	271	0.0%	0.9%	1.0%	0.8%
% of FP17s Relating to Continuations	5	271	1.8%	1.3%	1.4%	1.2%
% of Patients satisfied with the dentistry they have received	0	0	N/A	92.1%	93.1%	92.8%
% of Patients satisfied with the time they had to wait for an appointment	0	0	N/A	88.1%	89.5%	88.7%

* This is based on patients treated on this contract for their most recent course of treatment. Figures in italics indicate the base number of FP17s or Patient Questionnaire responses are less than 100. N/A is shown where the base number of responses is less than 10 during the period. % is calculated as Quantity/Base number*100

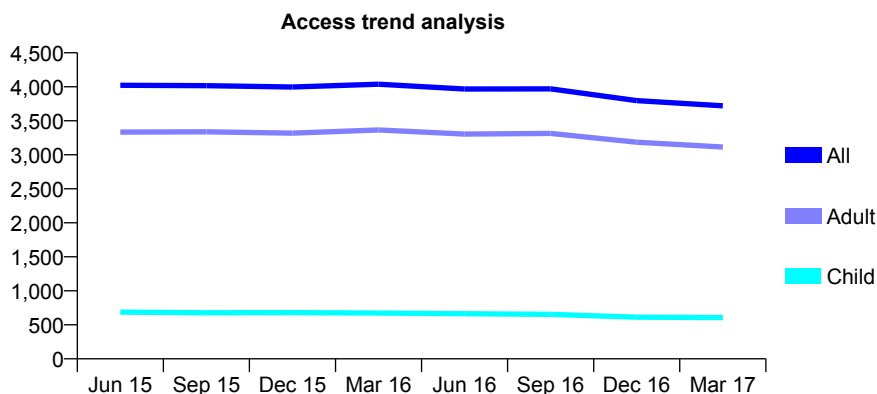
Q46 - Vital Signs At a Glance Contract Report for 825093/0002 - March 2017

Name or company name	MR MA NASEEM
Contract type name	GDS Contract
Purpose of contract	General
Contract start date	01/04/2006
Contract end date	

16/17 Contracted general activity (UDA)	13,932
Carry forward general activity (UDA)	-195
16/17 Contracted orthodontic activity (UOA)	0
Carry forward orthodontic activity (UOA)	0
Baseline contract value	£323,424.24

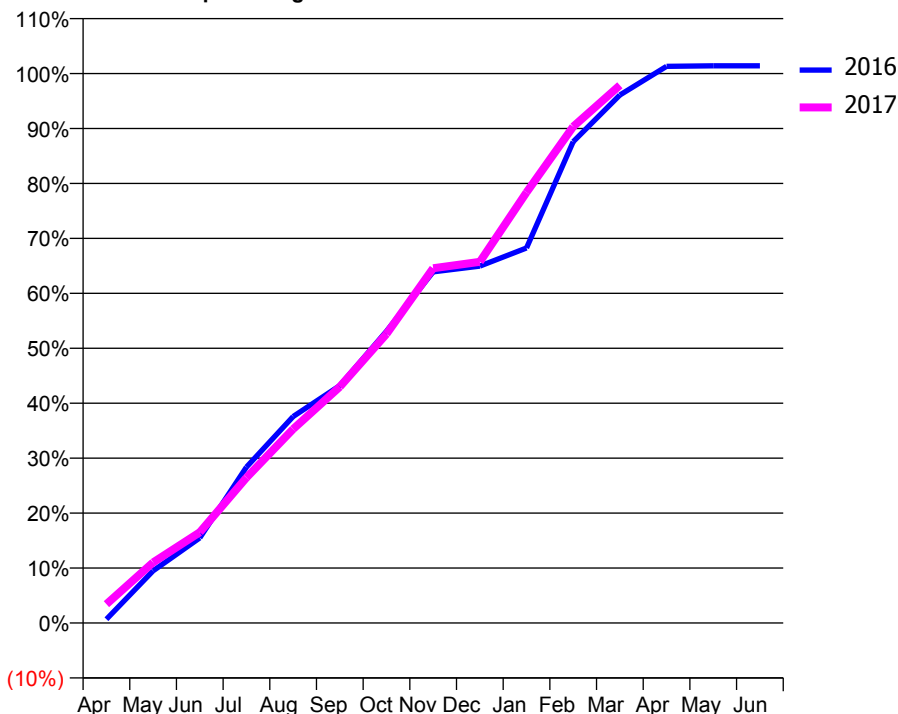
ACCESS*

Patients seen in 24 months	Total	Change since previous quarter
Quarter ending March 2016	4,039	
Quarter ending June 2016	3,968	↓
Quarter ending September 2016	3,969	→
Quarter ending December 2016	3,798	↓
Quarter ending March 2017	3,721	↓
Variance since March 2016	(7.9%)	↓



ACTIVITY

Cumulative percentage of contracted UDA delivered 2016 & 2017



Adjusted Scheduled Activity (UDA)

Month	2016	2017
April	98	477
May	1,322	1,536
June	2,160	2,301
July	3,952	3,686
August	5,236	4,917
September	6,020	5,991
October	7,400	7,328
November	8,903	8,995
December	9,048	9,155
January	9,508	10,919
February	12,202	12,585
March	13,386	13,633
April	14,115	
May	14,127	
June	14,127	

QUALITY

	Quantity	Base Number	Contract	AT	Region	England
% of FP17s for the same patient ID Re-attending within 3 months - Children	66	812	8.1%	12.9%	13.3%	12.3%
% of FP17s for the same patient ID Re-attending within 3 months - Adults	647	4,269	15.2%	17.6%	17.3%	16.7%
% of FP17s for the same patient ID Re-attending between 3 & 9 months - Children	484	812	59.6%	56.2%	58.9%	57.6%
% of FP17s for the same patient ID Re-attending between 3 & 9 months - Adults	2,482	4,269	58.1%	49.9%	52.2%	50.1%
% of FP17s for Band 1 Urgent Courses	53	4,845	1.1%	10.4%	9.2%	9.1%
% of FP17s Relating to Free Repair or Replacements	79	4,845	1.6%	0.9%	1.0%	0.8%
% of FP17s Relating to Continuations	60	4,845	1.2%	1.3%	1.4%	1.2%
% of Patients satisfied with the dentistry they have received	7	7	N/A	92.1%	93.1%	92.8%
% of Patients satisfied with the time they had to wait for an appointment	7	7	N/A	88.1%	89.5%	88.7%

* This is based on patients treated on this contract for their most recent course of treatment. Figures in italics indicate the base number of FP17s or Patient Questionnaire responses are less than 100. N/A is shown where the base number of responses is less than 10 during the period. % is calculated as Quantity/Base number*100

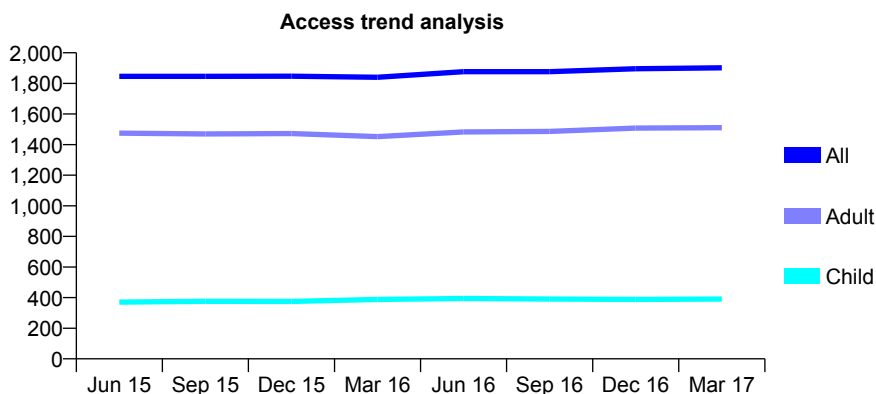
Q46 - Vital Signs At a Glance Contract Report for 830690/0001 - March 2017

Name or company name	MR MF MOHAMMED
Contract type name	GDS Contract
Purpose of contract	General
Contract start date	07/04/2006
Contract end date	

16/17 Contracted general activity (UDA)	5,878
Carry forward general activity (UDA)	-34
16/17 Contracted orthodontic activity (UOA)	0
Carry forward orthodontic activity (UOA)	0
Baseline contract value	£182,769.32

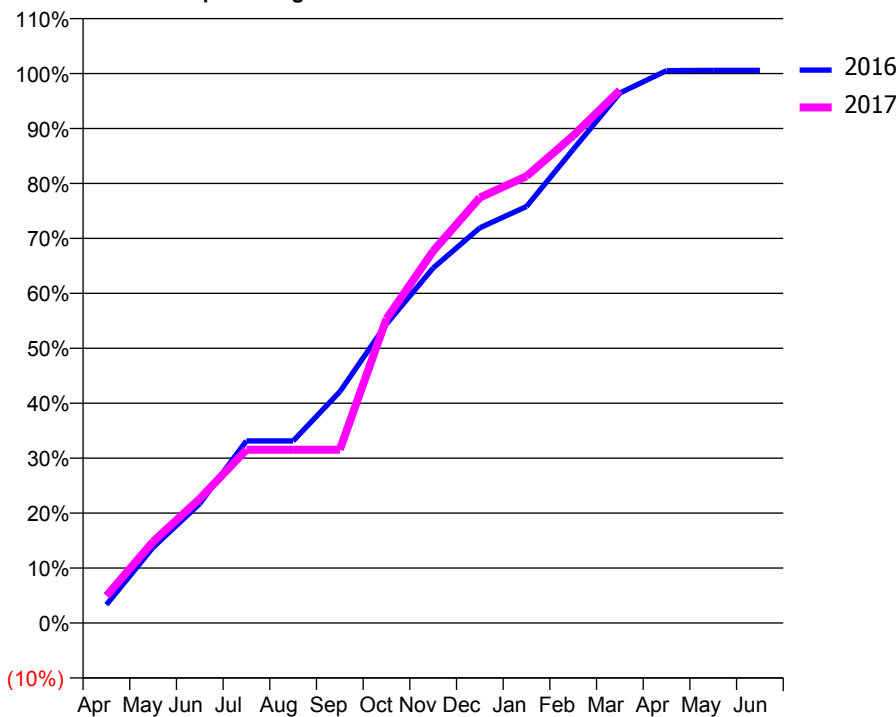
ACCESS*

Patients seen in 24 months	Total	Change since previous quarter
Quarter ending March 2016	1,840	
Quarter ending June 2016	1,877	↑
Quarter ending September 2016	1,877	→
Quarter ending December 2016	1,896	→
Quarter ending March 2017	1,902	→
Variance since March 2016	3.4%	↑



ACTIVITY

Cumulative percentage of contracted UDA delivered 2016 & 2017



Month	Adjusted Scheduled Activity (UDA)	
	2016	2017
April	196	290
May	809	871
June	1,278	1,331
July	1,948	1,853
August	1,948	1,853
September	2,474	1,853
October	3,199	3,255
November	3,798	3,978
December	4,227	4,551
January	4,456	4,780
February	5,067	5,213
March	5,669	5,699
April	5,910	
May	5,912	
June	5,912	

QUALITY

	Quantity	Base Number	Contract	AT	Region	England
% of FP17s for the same patient ID Re-attending within 3 months - Children	91	589	15.4%	12.9%	13.3%	12.3%
% of FP17s for the same patient ID Re-attending within 3 months - Adults	271	1,925	14.1%	17.6%	17.3%	16.7%
% of FP17s for the same patient ID Re-attending between 3 & 9 months - Children	272	589	46.2%	56.2%	58.9%	57.6%
% of FP17s for the same patient ID Re-attending between 3 & 9 months - Adults	917	1,925	47.6%	49.9%	52.2%	50.1%
% of FP17s for Band 1 Urgent Courses	126	2,400	5.3%	10.4%	9.2%	9.1%
% of FP17s Relating to Free Repair or Replacements	39	2,400	1.6%	0.9%	1.0%	0.8%
% of FP17s Relating to Continuations	43	2,400	1.8%	1.3%	1.4%	1.2%
% of Patients satisfied with the dentistry they have received	4	5	N/A	92.1%	93.1%	92.8%
% of Patients satisfied with the time they had to wait for an appointment	4	5	N/A	88.1%	89.5%	88.7%

* This is based on patients treated on this contract for their most recent course of treatment. Figures in italics indicate the base number of FP17s or Patient Questionnaire responses are less than 100. N/A is shown where the base number of responses is less than 10 during the period. % is calculated as Quantity/Base number*100

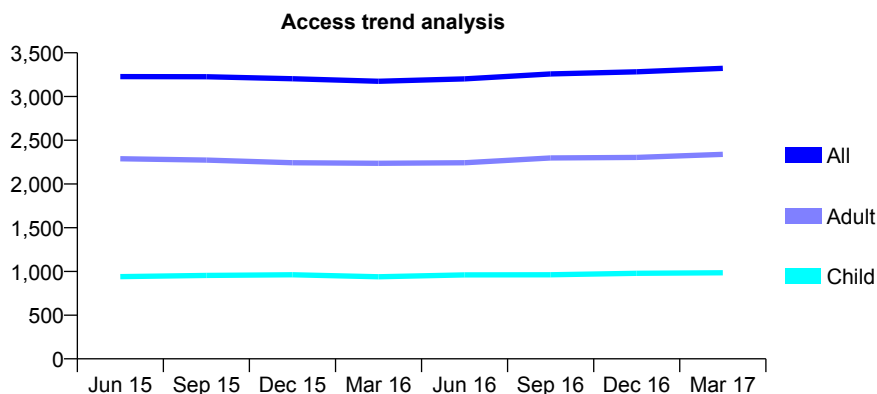
Q46 - Vital Signs At a Glance Contract Report for 830690/0002 - March 2017

Name or company name	MR MF MOHAMMED
Contract type name	GDS Contract
Purpose of contract	General
Contract start date	01/10/2008
Contract end date	

16/17 Contracted general activity (UDA)	8,000
Carry forward general activity (UDA)	-101
16/17 Contracted orthodontic activity (UOA)	0
Carry forward orthodontic activity (UOA)	0
Baseline contract value	£214,948.53

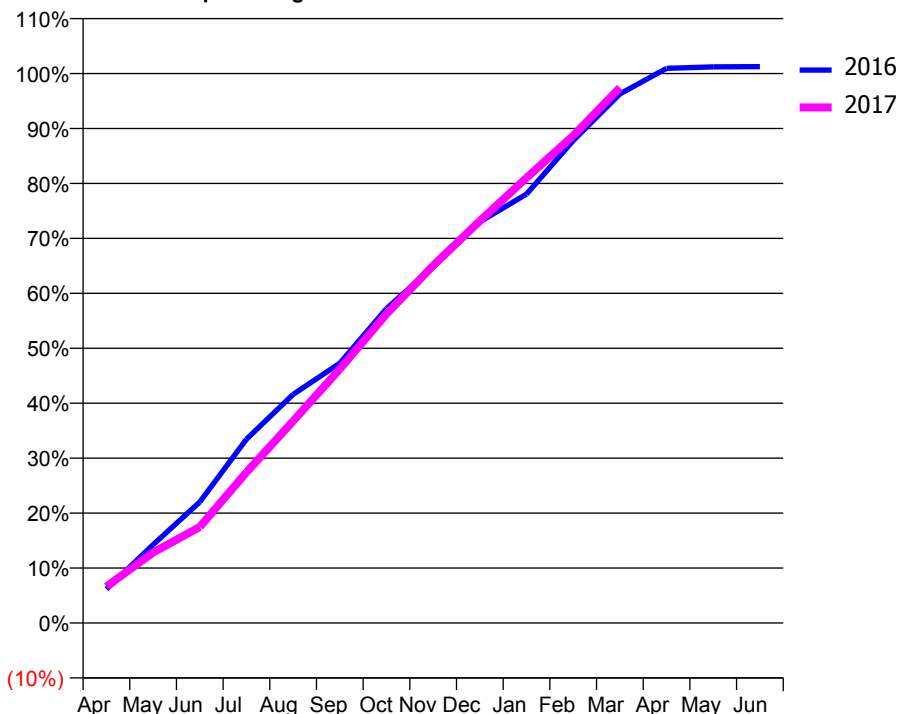
ACCESS*

Patients seen in 24 months	Total	Change since previous quarter
Quarter ending March 2016	3,174	
Quarter ending June 2016	3,202	→
Quarter ending September 2016	3,259	→
Quarter ending December 2016	3,283	→
Quarter ending March 2017	3,323	→
Variance since March 2016	4.7%	↑



ACTIVITY

Cumulative percentage of contracted UDA delivered 2016 & 2017



Month	Adjusted Scheduled Activity (UDA)	
	2016	2017
April	491	530
May	1,140	1,026
June	1,762	1,399
July	2,677	2,196
August	3,329	2,940
September	3,782	3,697
October	4,577	4,500
November	5,185	5,203
December	5,840	5,854
January	6,244	6,481
February	7,023	7,096
March	7,701	7,793
April	8,076	
May	8,097	
June	8,101	

QUALITY

	Quantity	Base Number	Contract	AT	Region	England
% of FP17s for the same patient ID Re-attending within 3 months - Children	73	1,416	5.2%	12.9%	13.3%	12.3%
% of FP17s for the same patient ID Re-attending within 3 months - Adults	251	3,168	7.9%	17.6%	17.3%	16.7%
% of FP17s for the same patient ID Re-attending between 3 & 9 months - Children	887	1,416	62.6%	56.2%	58.9%	57.6%
% of FP17s for the same patient ID Re-attending between 3 & 9 months - Adults	1,795	3,168	56.7%	49.9%	52.2%	50.1%
% of FP17s for Band 1 Urgent Courses	212	4,400	4.8%	10.4%	9.2%	9.1%
% of FP17s Relating to Free Repair or Replacements	25	4,400	0.6%	0.9%	1.0%	0.8%
% of FP17s Relating to Continuations	17	4,400	0.4%	1.3%	1.4%	1.2%
% of Patients satisfied with the dentistry they have received	3	3	N/A	92.1%	93.1%	92.8%
% of Patients satisfied with the time they had to wait for an appointment	3	3	N/A	88.1%	89.5%	88.7%

* This is based on patients treated on this contract for their most recent course of treatment. Figures in italics indicate the base number of FP17s or Patient Questionnaire responses are less than 100. N/A is shown where the base number of responses is less than 10 during the period. % is calculated as Quantity/Base number*100

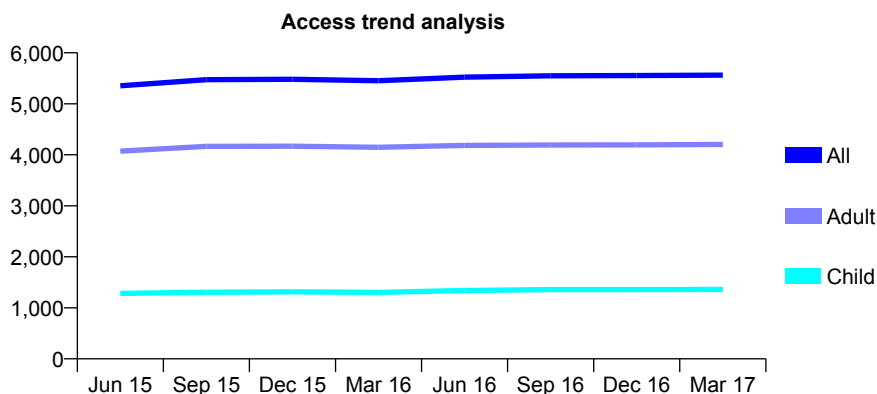
Q46 - Vital Signs At a Glance Contract Report for 830739/0001 - March 2017

Name or company name	MR AC MOSS
Contract type name	GDS Contract
Purpose of contract	General
Contract start date	01/04/2006
Contract end date	

16/17 Contracted general activity (UDA)	15,000
Carry forward general activity (UDA)	-288
16/17 Contracted orthodontic activity (UOA)	0
Carry forward orthodontic activity (UOA)	0
Baseline contract value	£401,812.54

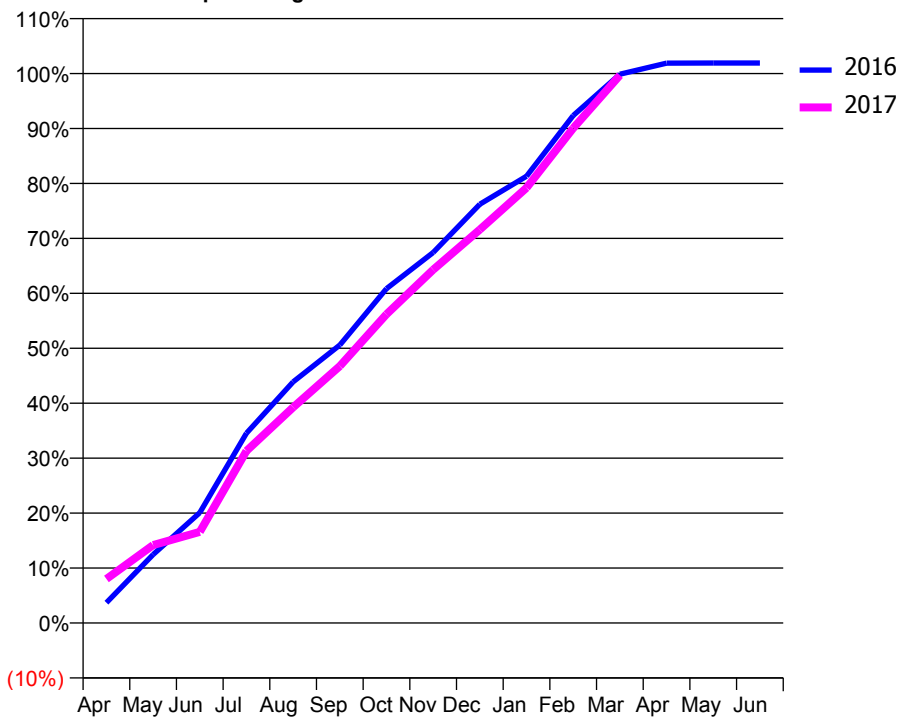
ACCESS*

Patients seen in 24 months	Total	Change since previous quarter
Quarter ending March 2016	5,452	
Quarter ending June 2016	5,524	→
Quarter ending September 2016	5,550	→
Quarter ending December 2016	5,553	→
Quarter ending March 2017	5,562	→
Variance since March 2016	2.0%	↑



ACTIVITY

Cumulative percentage of contracted UDA delivered 2016 & 2017



Month	Adjusted Scheduled Activity (UDA)	
	2016	2017
April	560	1,204
May	1,887	2,128
June	3,043	2,489
July	5,233	4,697
August	6,648	5,886
September	7,663	7,012
October	9,219	8,430
November	10,217	9,643
December	11,545	10,740
January	12,320	11,880
February	13,992	13,505
March	15,130	14,952
April	15,437	
May	15,442	
June	15,439	

QUALITY

	Quantity	Base Number	Contract	AT	Region	England
% of FP17s for the same patient ID Re-attending within 3 months - Children	127	2,011	6.3%	12.9%	13.3%	12.3%
% of FP17s for the same patient ID Re-attending within 3 months - Adults	860	6,029	14.3%	17.6%	17.3%	16.7%
% of FP17s for the same patient ID Re-attending between 3 & 9 months - Children	1,166	2,011	58.0%	56.2%	58.9%	57.6%
% of FP17s for the same patient ID Re-attending between 3 & 9 months - Adults	3,318	6,029	55.0%	49.9%	52.2%	50.1%
% of FP17s for Band 1 Urgent Courses	397	7,844	5.1%	10.4%	9.2%	9.1%
% of FP17s Relating to Free Repair or Replacements	63	7,844	0.8%	0.9%	1.0%	0.8%
% of FP17s Relating to Continuations	45	7,844	0.6%	1.3%	1.4%	1.2%
% of Patients satisfied with the dentistry they have received	6	6	N/A	92.1%	93.1%	92.8%
% of Patients satisfied with the time they had to wait for an appointment	6	6	N/A	88.1%	89.5%	88.7%

* This is based on patients treated on this contract for their most recent course of treatment. Figures in italics indicate the base number of FP17s or Patient Questionnaire responses are less than 100. N/A is shown where the base number of responses is less than 10 during the period. % is calculated as Quantity/Base number*100

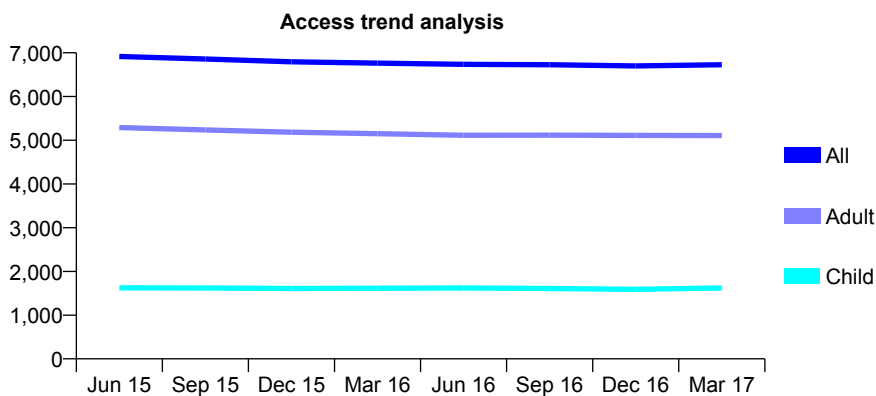
Q46 - Vital Signs At a Glance Contract Report for 839183/0001 - March 2017

Name or company name	MR TP BARNETT
Contract type name	GDS Contract
Purpose of contract	General
Contract start date	01/04/2006
Contract end date	

16/17 Contracted general activity (UDA)	25,728
Carry forward general activity (UDA)	0
16/17 Contracted orthodontic activity (UOA)	0
Carry forward orthodontic activity (UOA)	0
Baseline contract value	£731,332.15

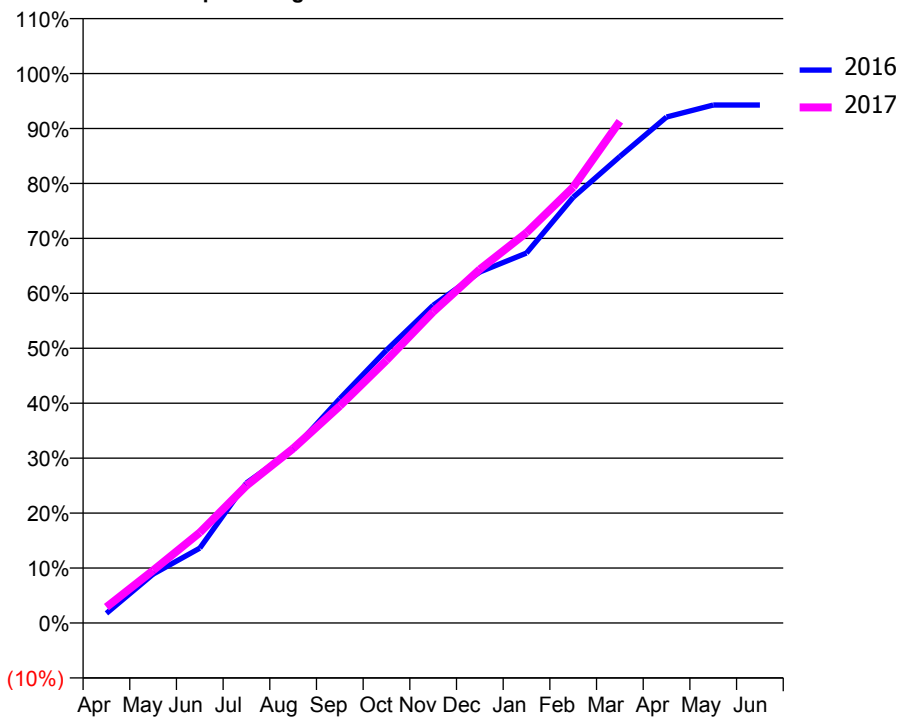
ACCESS*

Patients seen in 24 months	Total	Change since previous quarter
Quarter ending March 2016	6,765	
Quarter ending June 2016	6,735	→
Quarter ending September 2016	6,727	→
Quarter ending December 2016	6,701	→
Quarter ending March 2017	6,726	→
Variance since March 2016	(0.6%)	→



ACTIVITY

Cumulative percentage of contracted UDA delivered 2016 & 2017



Month	Adjusted Scheduled Activity (UDA)	
	2016	2017
April	454	749
May	2,286	2,464
June	3,506	4,235
July	6,559	6,435
August	8,120	8,172
September	10,506	10,163
October	12,775	12,302
November	14,878	14,567
December	16,434	16,561
January	17,324	18,279
February	19,935	20,410
March	21,840	23,489
April	23,694	
May	24,250	
June	24,252	

QUALITY

	Quantity	Base Number	Contract	AT	Region	England
% of FP17s for the same patient ID Re-attending within 3 months - Children	435	2,862	15.2%	12.9%	13.3%	12.3%
% of FP17s for the same patient ID Re-attending within 3 months - Adults	1,887	8,834	21.4%	17.6%	17.3%	16.7%
% of FP17s for the same patient ID Re-attending between 3 & 9 months - Children	1,632	2,862	57.0%	56.2%	58.9%	57.6%
% of FP17s for the same patient ID Re-attending between 3 & 9 months - Adults	5,007	8,834	56.7%	49.9%	52.2%	50.1%
% of FP17s for Band 1 Urgent Courses	859	10,598	8.1%	10.4%	9.2%	9.1%
% of FP17s Relating to Free Repair or Replacements	222	10,598	2.1%	0.9%	1.0%	0.8%
% of FP17s Relating to Continuations	170	10,598	1.6%	1.3%	1.4%	1.2%
% of Patients satisfied with the dentistry they have received	11	12	91.7%	92.1%	93.1%	92.8%
% of Patients satisfied with the time they had to wait for an appointment	11	12	91.7%	88.1%	89.5%	88.7%

* This is based on patients treated on this contract for their most recent course of treatment. Figures in italics indicate the base number of FP17s or Patient Questionnaire responses are less than 100. N/A is shown where the base number of responses is less than 10 during the period. % is calculated as Quantity/Base number*100

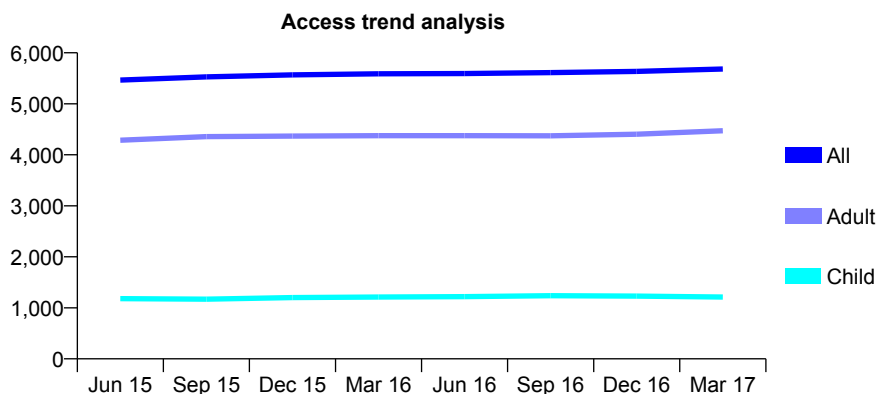
Q46 - Vital Signs At a Glance Contract Report for 839191/0001 - March 2017

Name or company name	MISS LA FITZPATRICK
Contract type name	GDS Contract
Purpose of contract	General
Contract start date	01/04/2006
Contract end date	

16/17 Contracted general activity (UDA)	17,403
Carry forward general activity (UDA)	-13
16/17 Contracted orthodontic activity (UOA)	0
Carry forward orthodontic activity (UOA)	0
Baseline contract value	£386,712.28

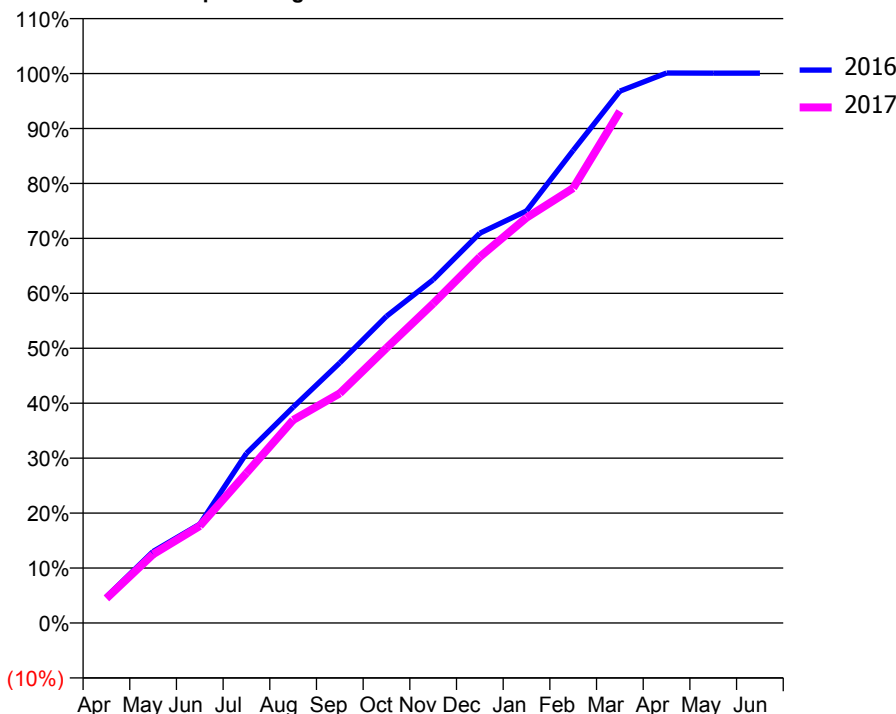
ACCESS*

Patients seen in 24 months	Total	Change since previous quarter
Quarter ending March 2016	5,589	
Quarter ending June 2016	5,594	→
Quarter ending September 2016	5,611	→
Quarter ending December 2016	5,634	→
Quarter ending March 2017	5,683	→
Variance since March 2016	1.7%	→



ACTIVITY

Cumulative percentage of contracted UDA delivered 2016 & 2017



Month	Adjusted Scheduled Activity (UDA)	
	2016	2017
April	829	779
May	2,268	2,178
June	3,133	3,072
July	5,375	4,749
August	6,836	6,428
September	8,243	7,274
October	9,715	8,710
November	10,871	10,115
December	12,348	11,596
January	13,051	12,838
February	14,967	13,773
March	16,843	16,205
April	17,419	
May	17,416	
June	17,416	

QUALITY

	Quantity	Base Number	Contract	AT	Region	England
% of FP17s for the same patient ID Re-attending within 3 months - Children	887	2,503	35.4%	12.9%	13.3%	12.3%
% of FP17s for the same patient ID Re-attending within 3 months - Adults	689	6,152	11.2%	17.6%	17.3%	16.7%
% of FP17s for the same patient ID Re-attending between 3 & 9 months - Children	1,125	2,503	44.9%	56.2%	58.9%	57.6%
% of FP17s for the same patient ID Re-attending between 3 & 9 months - Adults	3,130	6,152	50.9%	49.9%	52.2%	50.1%
% of FP17s for Band 1 Urgent Courses	223	8,372	2.7%	10.4%	9.2%	9.1%
% of FP17s Relating to Free Repair or Replacements	60	8,372	0.7%	0.9%	1.0%	0.8%
% of FP17s Relating to Continuations	34	8,372	0.4%	1.3%	1.4%	1.2%
% of Patients satisfied with the dentistry they have received	4	4	N/A	92.1%	93.1%	92.8%
% of Patients satisfied with the time they had to wait for an appointment	4	4	N/A	88.1%	89.5%	88.7%

* This is based on patients treated on this contract for their most recent course of treatment. Figures in italics indicate the base number of FP17s or Patient Questionnaire responses are less than 100. N/A is shown where the base number of responses is less than 10 during the period. % is calculated as Quantity/Base number*100

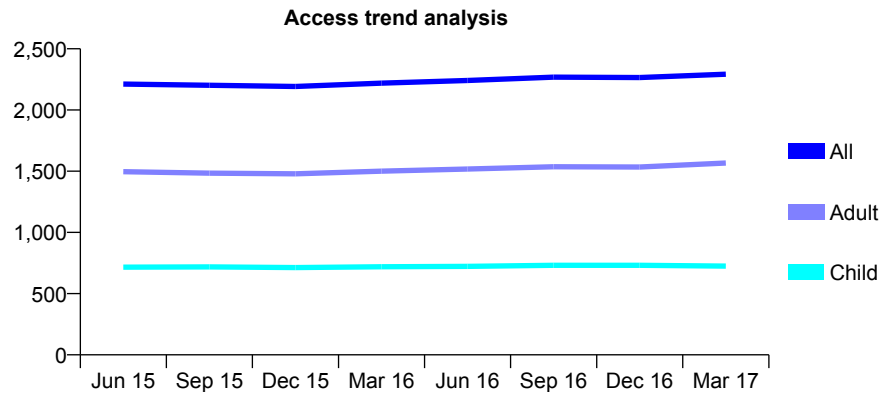
Q46 - Vital Signs At a Glance Contract Report for 840068/0001 - March 2017

Name or company name	MR S LOMAS
Contract type name	GDS Contract
Purpose of contract	General
Contract start date	01/04/2006
Contract end date	

16/17 Contracted general activity (UDA)	7,003
Carry forward general activity (UDA)	0
16/17 Contracted orthodontic activity (UOA)	0
Carry forward orthodontic activity (UOA)	0
Baseline contract value	£182,845.49

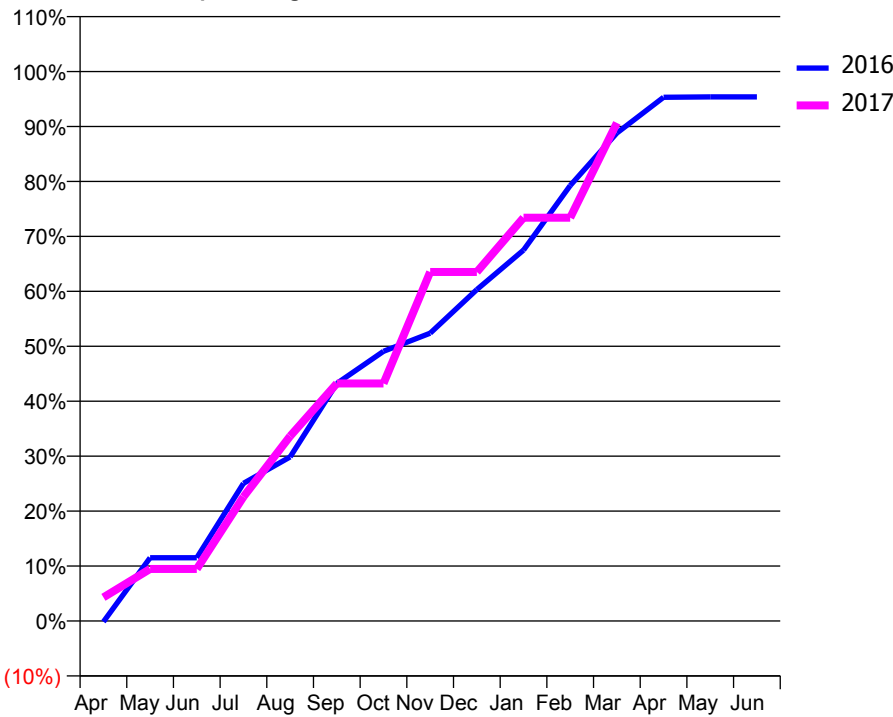
ACCESS*

Patients seen in 24 months	Total	Change since previous quarter
Quarter ending March 2016	2,219	
Quarter ending June 2016	2,241	→
Quarter ending September 2016	2,268	→
Quarter ending December 2016	2,265	→
Quarter ending March 2017	2,292	→
Variance since March 2016	3.3%	↑



ACTIVITY

Cumulative percentage of contracted UDA delivered 2016 & 2017



Month	Adjusted Scheduled Activity (UDA)	
	2016	2017
April	-11	302
May	806	663
June	806	663
July	1,755	1,583
August	2,090	2,356
September	3,027	3,027
October	3,437	3,027
November	3,667	4,448
December	4,224	4,448
January	4,728	5,140
February	5,550	5,140
March	6,219	6,348
April	6,675	
May	6,679	
June	6,679	

QUALITY

	Quantity	Base Number	Contract	AT	Region	England
% of FP17s for the same patient ID Re-attending within 3 months - Children	61	1,188	5.1%	12.9%	13.3%	12.3%
% of FP17s for the same patient ID Re-attending within 3 months - Adults	291	2,455	11.9%	17.6%	17.3%	16.7%
% of FP17s for the same patient ID Re-attending between 3 & 9 months - Children	814	1,188	68.5%	56.2%	58.9%	57.6%
% of FP17s for the same patient ID Re-attending between 3 & 9 months - Adults	1,647	2,455	67.1%	49.9%	52.2%	50.1%
% of FP17s for Band 1 Urgent Courses	143	3,401	4.2%	10.4%	9.2%	9.1%
% of FP17s Relating to Free Repair or Replacements	25	3,401	0.7%	0.9%	1.0%	0.8%
% of FP17s Relating to Continuations	41	3,401	1.2%	1.3%	1.4%	1.2%
% of Patients satisfied with the dentistry they have received	3	4	N/A	92.1%	93.1%	92.8%
% of Patients satisfied with the time they had to wait for an appointment	4	4	N/A	88.1%	89.5%	88.7%

* This is based on patients treated on this contract for their most recent course of treatment. Figures in italics indicate the base number of FP17s or Patient Questionnaire responses are less than 100. N/A is shown where the base number of responses is less than 10 during the period. % is calculated as Quantity/Base number*100

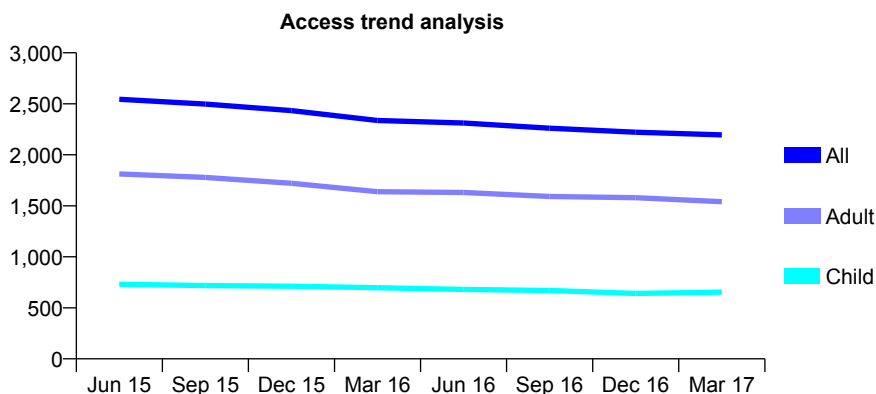
Q46 - Vital Signs At a Glance Contract Report for 840696/0001 - March 2017

Name or company name	MR MJ KELLY
Contract type name	GDS Contract
Purpose of contract	General and Orthodontic
Contract start date	01/04/2006
Contract end date	

16/17 Contracted general activity (UDA)	7,750
Carry forward general activity (UDA)	0
16/17 Contracted orthodontic activity (UOA)	3,035
Carry forward orthodontic activity (UOA)	0
Baseline contract value	£408,402.30

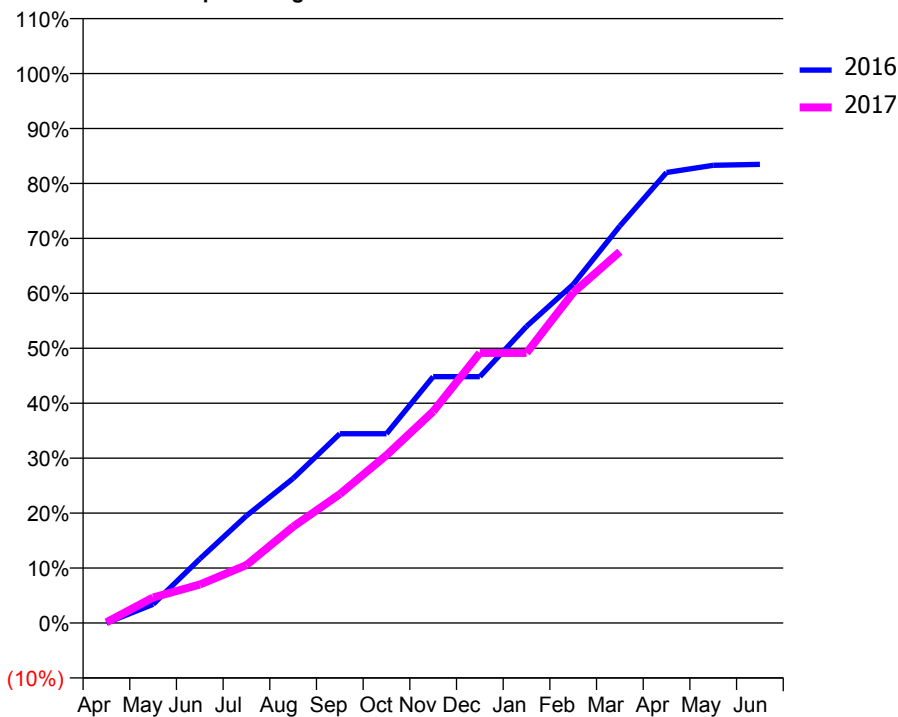
ACCESS*

Patients seen in 24 months	Total	Change since previous quarter
Quarter ending March 2016	2,337	
Quarter ending June 2016	2,312	↓
Quarter ending September 2016	2,261	↓
Quarter ending December 2016	2,221	↓
Quarter ending March 2017	2,195	↓
Variance since March 2016	(6.1%)	↓



ACTIVITY

Cumulative percentage of contracted UDA delivered 2016 & 2017



Month	Adjusted Scheduled Activity (UDA)	
	2016	2017
April	0	10
May	264	360
June	904	543
July	1,513	817
August	2,039	1,358
September	2,670	1,818
October	2,670	2,367
November	3,474	2,983
December	3,474	3,810
January	4,183	3,810
February	4,776	4,659
March	5,600	5,236
April	6,354	
May	6,455	
June	6,469	

QUALITY

	Quantity	Base Number	Contract	AT	Region	England
% of FP17s for the same patient ID Re-attending within 3 months - Children	97	1,044	9.3%	12.9%	13.3%	12.3%
% of FP17s for the same patient ID Re-attending within 3 months - Adults	426	2,216	19.2%	17.6%	17.3%	16.7%
% of FP17s for the same patient ID Re-attending between 3 & 9 months - Children	311	1,044	29.8%	56.2%	58.9%	57.6%
% of FP17s for the same patient ID Re-attending between 3 & 9 months - Adults	930	2,216	42.0%	49.9%	52.2%	50.1%
% of FP17s for Band 1 Urgent Courses	81	2,373	3.4%	10.4%	9.2%	9.1%
% of FP17s Relating to Free Repair or Replacements	28	2,373	1.2%	0.9%	1.0%	0.8%
% of FP17s Relating to Continuations	114	2,373	4.8%	1.3%	1.4%	1.2%
% of Patients satisfied with the dentistry they have received	2	4	N/A	92.1%	93.1%	92.8%
% of Patients satisfied with the time they had to wait for an appointment	2	4	N/A	88.1%	89.5%	88.7%

* This is based on patients treated on this contract for their most recent course of treatment. Figures in italics indicate the base number of FP17s or Patient Questionnaire responses are less than 100. N/A is shown where the base number of responses is less than 10 during the period. % is calculated as Quantity/Base number*100

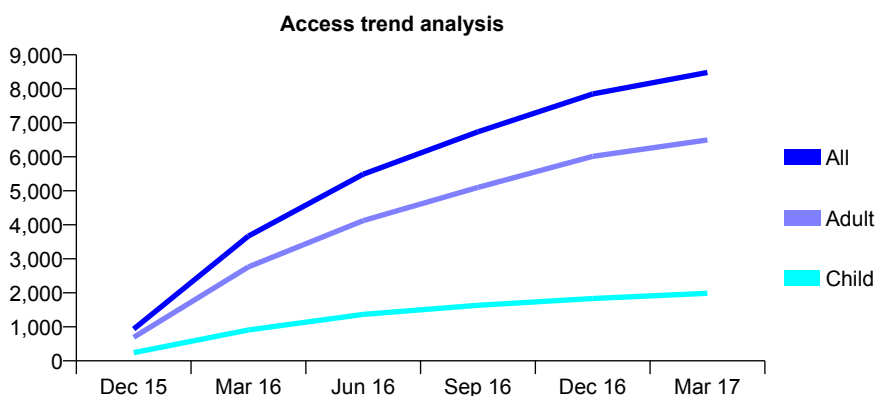
Q46 - Vital Signs At a Glance Contract Report for 847216/0003 - March 2017

Name or company name	MR AJ JOUBERT
Contract type name	GDS Contract
Purpose of contract	General
Contract start date	01/12/2015
Contract end date	

16/17 Contracted general activity (UDA)	27,629
Carry forward general activity (UDA)	-553
16/17 Contracted orthodontic activity (UOA)	0
Carry forward orthodontic activity (UOA)	0
Baseline contract value	£737,376.48

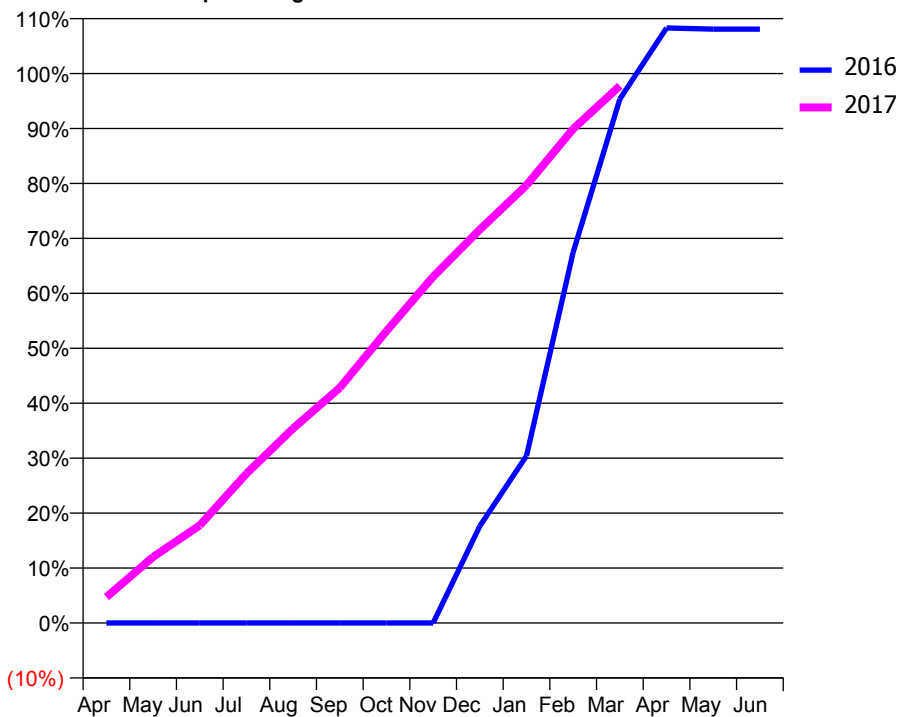
ACCESS*

Patients seen in 24 months	Total	Change since previous quarter
Quarter ending March 2016	3,670	
Quarter ending June 2016	5,490	↑
Quarter ending September 2016	6,735	↑
Quarter ending December 2016	7,849	↑
Quarter ending March 2017	8,482	↑
Variance since March 2016	131.1%	↑



ACTIVITY

Cumulative percentage of contracted UDA delivered 2016 & 2017



Adjusted Scheduled Activity (UDA)

Month	2016	2017
April	0	1,303
May	0	3,319
June	0	4,912
July	0	7,515
August	0	9,787
September	0	11,830
October	0	14,680
November	0	17,415
December	1,667	19,785
January	2,874	22,015
February	6,372	24,842
March	9,000	27,011
April	10,222	
May	10,200	
June	10,200	

QUALITY

	Quantity	Base Number	Contract	AT	Region	England
% of FP17s for the same patient ID Re-attending within 3 months - Children	387	3,204	12.1%	12.9%	13.3%	12.3%
% of FP17s for the same patient ID Re-attending within 3 months - Adults	1,977	10,521	18.8%	17.6%	17.3%	16.7%
% of FP17s for the same patient ID Re-attending between 3 & 9 months - Children	1,361	3,204	42.5%	56.2%	58.9%	57.6%
% of FP17s for the same patient ID Re-attending between 3 & 9 months - Adults	4,001	10,521	38.0%	49.9%	52.2%	50.1%
% of FP17s for Band 1 Urgent Courses	1,626	13,129	12.4%	10.4%	9.2%	9.1%
% of FP17s Relating to Free Repair or Replacements	214	13,129	1.6%	0.9%	1.0%	0.8%
% of FP17s Relating to Continuations	141	13,129	1.1%	1.3%	1.4%	1.2%
% of Patients satisfied with the dentistry they have received	1	2	N/A	92.1%	93.1%	92.8%
% of Patients satisfied with the time they had to wait for an appointment	1	2	N/A	88.1%	89.5%	88.7%

* This is based on patients treated on this contract for their most recent course of treatment. Figures in italics indicate the base number of FP17s or Patient Questionnaire responses are less than 100. N/A is shown where the base number of responses is less than 10 during the period. % is calculated as Quantity/Base number*100

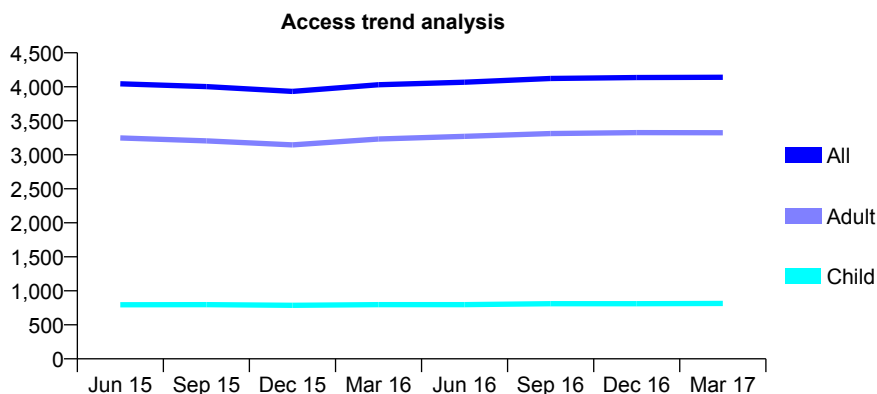
Q46 - Vital Signs At a Glance Contract Report for 856916/0001 - March 2017

Name or company name	MR MA BUTT
Contract type name	GDS Contract
Purpose of contract	General
Contract start date	01/11/2009
Contract end date	

16/17 Contracted general activity (UDA)	10,518
Carry forward general activity (UDA)	-69
16/17 Contracted orthodontic activity (UOA)	0
Carry forward orthodontic activity (UOA)	0
Baseline contract value	£304,163.80

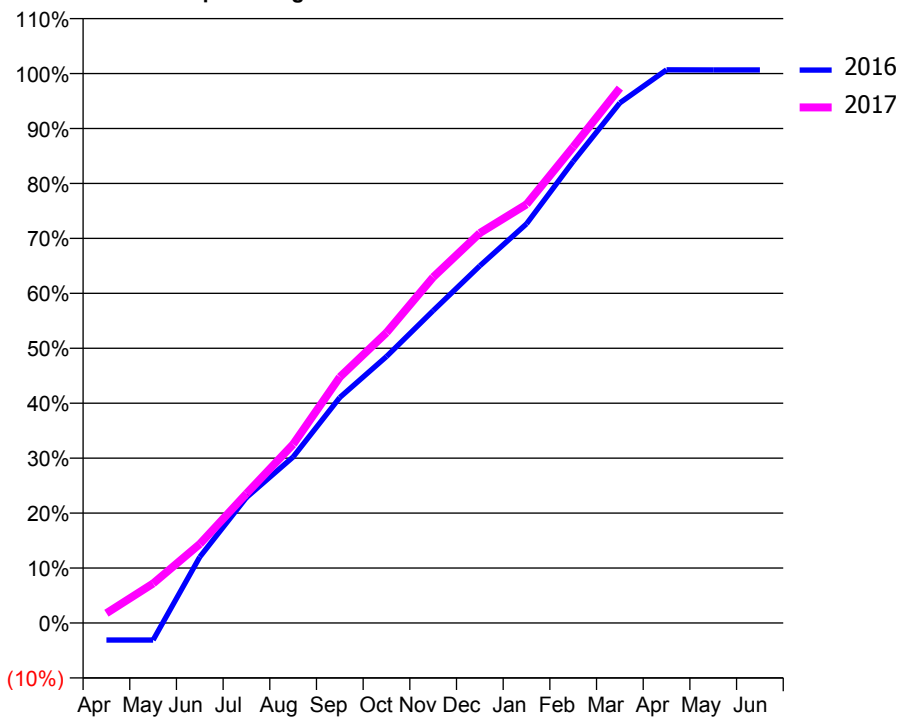
ACCESS*

Patients seen in 24 months	Total	Change since previous quarter
Quarter ending March 2016	4,030	
Quarter ending June 2016	4,068	→
Quarter ending September 2016	4,123	→
Quarter ending December 2016	4,136	→
Quarter ending March 2017	4,140	→
Variance since March 2016	2.7%	↑



ACTIVITY

Cumulative percentage of contracted UDA delivered 2016 & 2017



Month	Adjusted Scheduled Activity (UDA)	
	2016	2017
April	-327	186
May	-327	757
June	1,265	1,512
July	2,403	2,478
August	3,178	3,422
September	4,317	4,707
October	5,101	5,557
November	5,980	6,620
December	6,837	7,464
January	7,641	8,014
February	8,835	9,114
March	9,954	10,238
April	10,588	
May	10,587	
June	10,587	

QUALITY

	Quantity	Base Number	Contract	AT	Region	England
% of FP17s for the same patient ID Re-attending within 3 months - Children	127	1,287	9.9%	12.9%	13.3%	12.3%
% of FP17s for the same patient ID Re-attending within 3 months - Adults	785	4,745	16.5%	17.6%	17.3%	16.7%
% of FP17s for the same patient ID Re-attending between 3 & 9 months - Children	741	1,287	57.6%	56.2%	58.9%	57.6%
% of FP17s for the same patient ID Re-attending between 3 & 9 months - Adults	2,161	4,745	45.5%	49.9%	52.2%	50.1%
% of FP17s for Band 1 Urgent Courses	789	5,293	14.9%	10.4%	9.2%	9.1%
% of FP17s Relating to Free Repair or Replacements	85	5,293	1.6%	0.9%	1.0%	0.8%
% of FP17s Relating to Continuations	33	5,293	0.6%	1.3%	1.4%	1.2%
% of Patients satisfied with the dentistry they have received	3	3	N/A	92.1%	93.1%	92.8%
% of Patients satisfied with the time they had to wait for an appointment	3	3	N/A	88.1%	89.5%	88.7%

* This is based on patients treated on this contract for their most recent course of treatment. Figures in italics indicate the base number of FP17s or Patient Questionnaire responses are less than 100. N/A is shown where the base number of responses is less than 10 during the period. % is calculated as Quantity/Base number*100

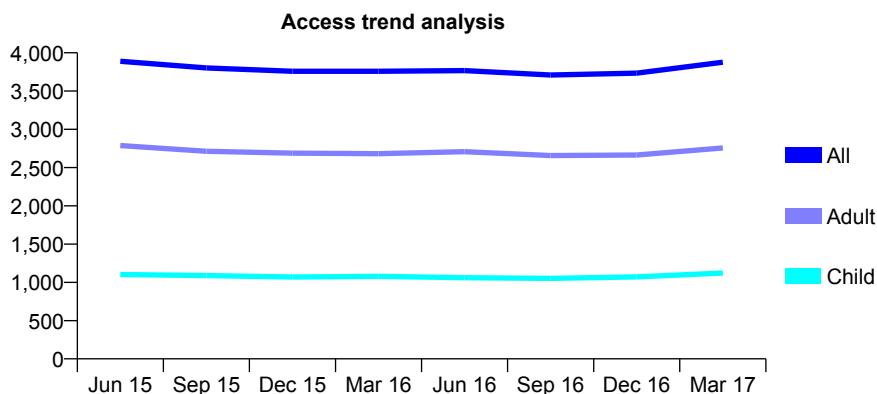
Q46 - Vital Signs At a Glance Contract Report for 859273/0001 - March 2017

Name or company name	MR R JOYE
Contract type name	GDS Contract
Purpose of contract	General
Contract start date	11/12/2012
Contract end date	

16/17 Contracted general activity (UDA)	11,795
Carry forward general activity (UDA)	428
16/17 Contracted orthodontic activity (UOA)	0
Carry forward orthodontic activity (UOA)	0
Baseline contract value	£330,798.14

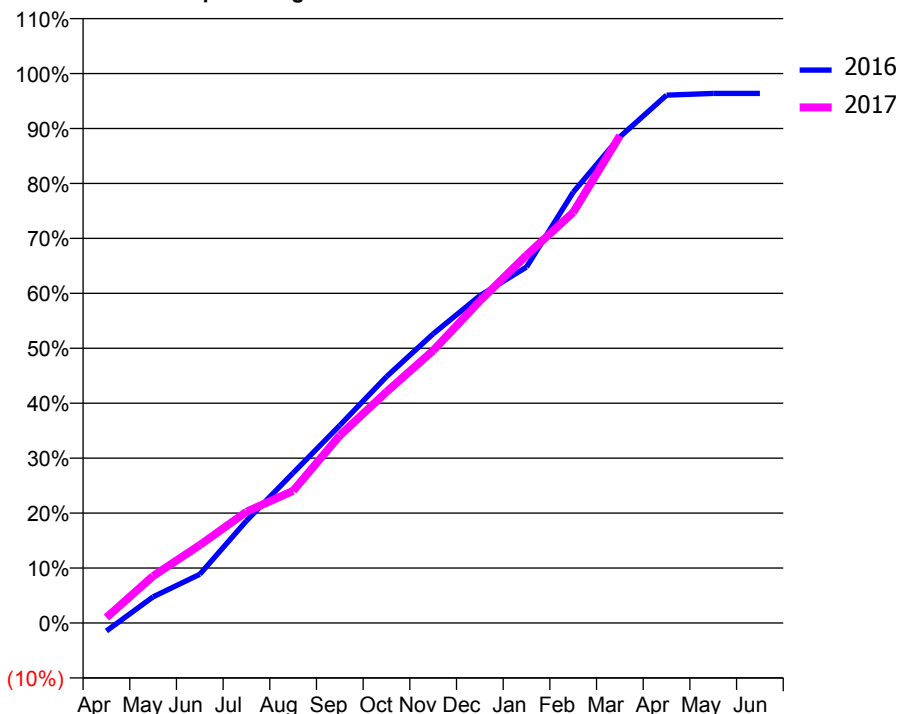
ACCESS*

Patients seen in 24 months	Total	Change since previous quarter
Quarter ending March 2016	3,759	
Quarter ending June 2016	3,768	→
Quarter ending September 2016	3,709	↓
Quarter ending December 2016	3,735	→
Quarter ending March 2017	3,877	↑
Variance since March 2016	3.1%	↑



ACTIVITY

Cumulative percentage of contracted UDA delivered 2016 & 2017



Month	Adjusted Scheduled Activity (UDA)	
	2016	2017
April	-173	119
May	563	1,009
June	1,045	1,673
July	2,193	2,388
August	3,221	2,838
September	4,242	4,027
October	5,287	4,963
November	6,207	5,848
December	7,026	6,913
January	7,642	7,896
February	9,248	8,815
March	10,434	10,461
April	11,331	
May	11,367	
June	11,367	

QUALITY

	Quantity	Base Number	Contract	AT	Region	England
% of FP17s for the same patient ID Re-attending within 3 months - Children	154	1,838	8.4%	12.9%	13.3%	12.3%
% of FP17s for the same patient ID Re-attending within 3 months - Adults	558	3,990	14.0%	17.6%	17.3%	16.7%
% of FP17s for the same patient ID Re-attending between 3 & 9 months - Children	1,192	1,838	64.9%	56.2%	58.9%	57.6%
% of FP17s for the same patient ID Re-attending between 3 & 9 months - Adults	2,169	3,990	54.4%	49.9%	52.2%	50.1%
% of FP17s for Band 1 Urgent Courses	464	5,498	8.4%	10.4%	9.2%	9.1%
% of FP17s Relating to Free Repair or Replacements	57	5,498	1.0%	0.9%	1.0%	0.8%
% of FP17s Relating to Continuations	69	5,498	1.3%	1.3%	1.4%	1.2%
% of Patients satisfied with the dentistry they have received	6	6	N/A	92.1%	93.1%	92.8%
% of Patients satisfied with the time they had to wait for an appointment	5	6	N/A	88.1%	89.5%	88.7%

* This is based on patients treated on this contract for their most recent course of treatment. Figures in italics indicate the base number of FP17s or Patient Questionnaire responses are less than 100. N/A is shown where the base number of responses is less than 10 during the period. % is calculated as Quantity/Base number*100

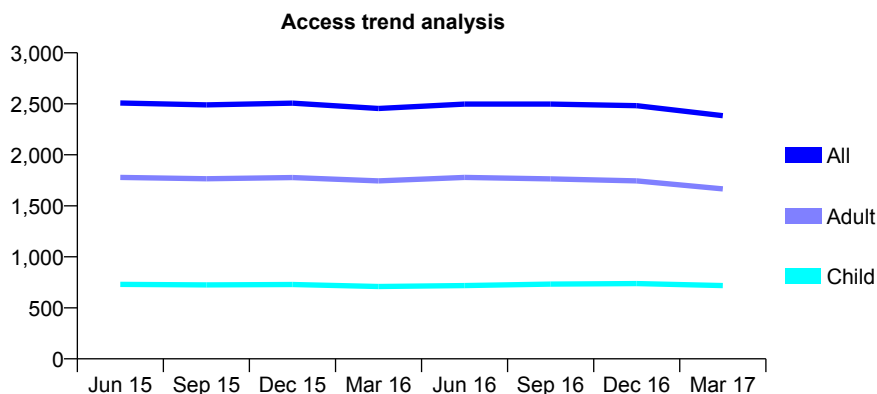
Q46 - Vital Signs At a Glance Contract Report for 860441/0001 - March 2017

Name or company name	MR GJ PAYSDEN
Contract type name	GDS Contract
Purpose of contract	General
Contract start date	21/10/2011
Contract end date	

16/17 Contracted general activity (UDA)	9,756
Carry forward general activity (UDA)	343
16/17 Contracted orthodontic activity (UOA)	0
Carry forward orthodontic activity (UOA)	0
Baseline contract value	£277,056.75

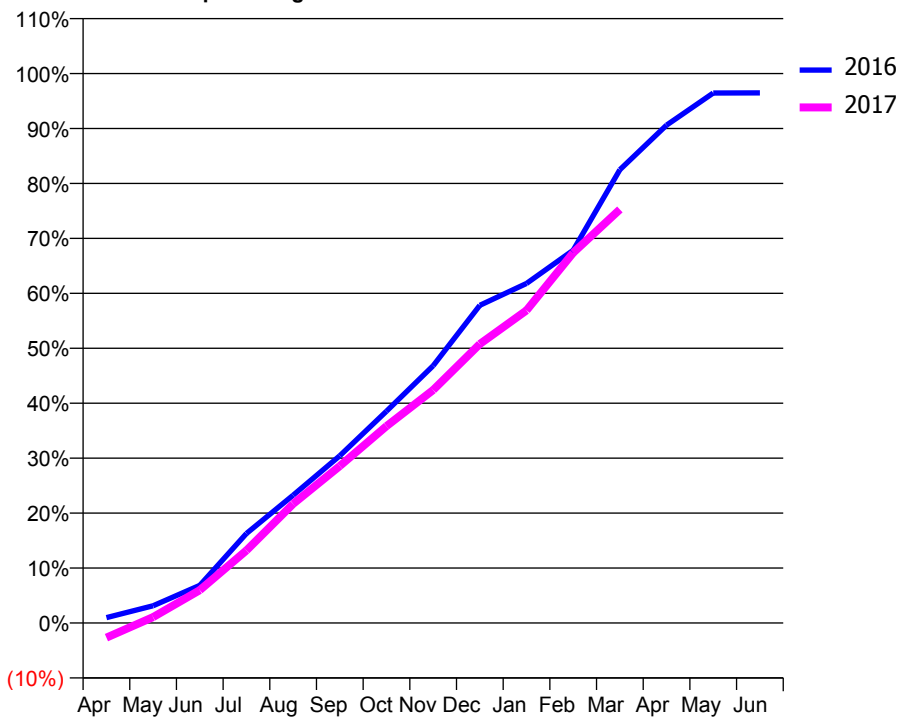
ACCESS*

Patients seen in 24 months	Total	Change since previous quarter
Quarter ending March 2016	2,454	
Quarter ending June 2016	2,497	→
Quarter ending September 2016	2,497	→
Quarter ending December 2016	2,482	→
Quarter ending March 2017	2,384	↓
Variance since March 2016	(2.9%)	↓



ACTIVITY

Cumulative percentage of contracted UDA delivered 2016 & 2017



Month	Adjusted Scheduled Activity (UDA)	
	2016	2017
April	97	-262
May	306	105
June	669	584
July	1,590	1,289
August	2,270	2,115
September	2,969	2,787
October	3,760	3,495
November	4,568	4,138
December	5,641	4,953
January	6,028	5,551
February	6,618	6,572
March	8,049	7,342
April	8,839	
May	9,410	
June	9,413	

QUALITY

	Quantity	Base Number	Contract	AT	Region	England
% of FP17s for the same patient ID Re-attending within 3 months - Children	137	1,003	13.7%	12.9%	13.3%	12.3%
% of FP17s for the same patient ID Re-attending within 3 months - Adults	439	2,346	18.7%	17.6%	17.3%	16.7%
% of FP17s for the same patient ID Re-attending between 3 & 9 months - Children	452	1,003	45.1%	56.2%	58.9%	57.6%
% of FP17s for the same patient ID Re-attending between 3 & 9 months - Adults	1,180	2,346	50.3%	49.9%	52.2%	50.1%
% of FP17s for Band 1 Urgent Courses	347	2,854	12.2%	10.4%	9.2%	9.1%
% of FP17s Relating to Free Repair or Replacements	53	2,854	1.9%	0.9%	1.0%	0.8%
% of FP17s Relating to Continuations	28	2,854	1.0%	1.3%	1.4%	1.2%
% of Patients satisfied with the dentistry they have received	0	0	N/A	92.1%	93.1%	92.8%
% of Patients satisfied with the time they had to wait for an appointment	0	0	N/A	88.1%	89.5%	88.7%

* This is based on patients treated on this contract for their most recent course of treatment. Figures in italics indicate the base number of FP17s or Patient Questionnaire responses are less than 100. N/A is shown where the base number of responses is less than 10 during the period. % is calculated as Quantity/Base number*100

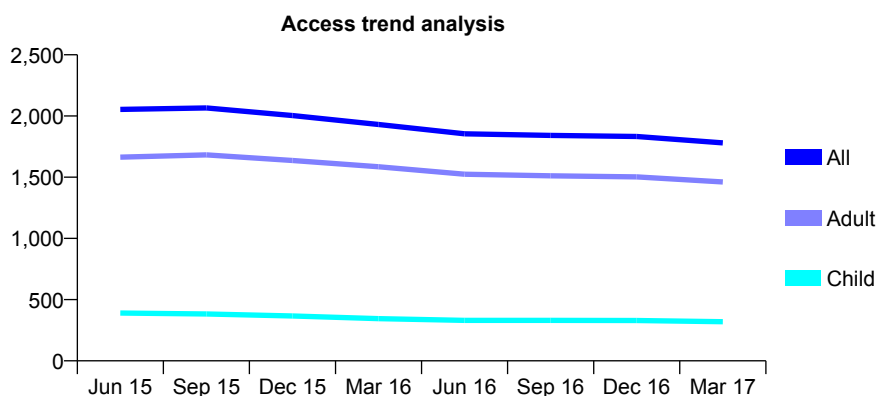
Q46 - Vital Signs At a Glance Contract Report for 867128/0001 - March 2017

Name or company name	MRS A PATIL
Contract type name	GDS Contract
Purpose of contract	General
Contract start date	01/10/2013
Contract end date	

16/17 Contracted general activity (UDA)	6,207
Carry forward general activity (UDA)	-124
16/17 Contracted orthodontic activity (UOA)	0
Carry forward orthodontic activity (UOA)	0
Baseline contract value	£196,019.42

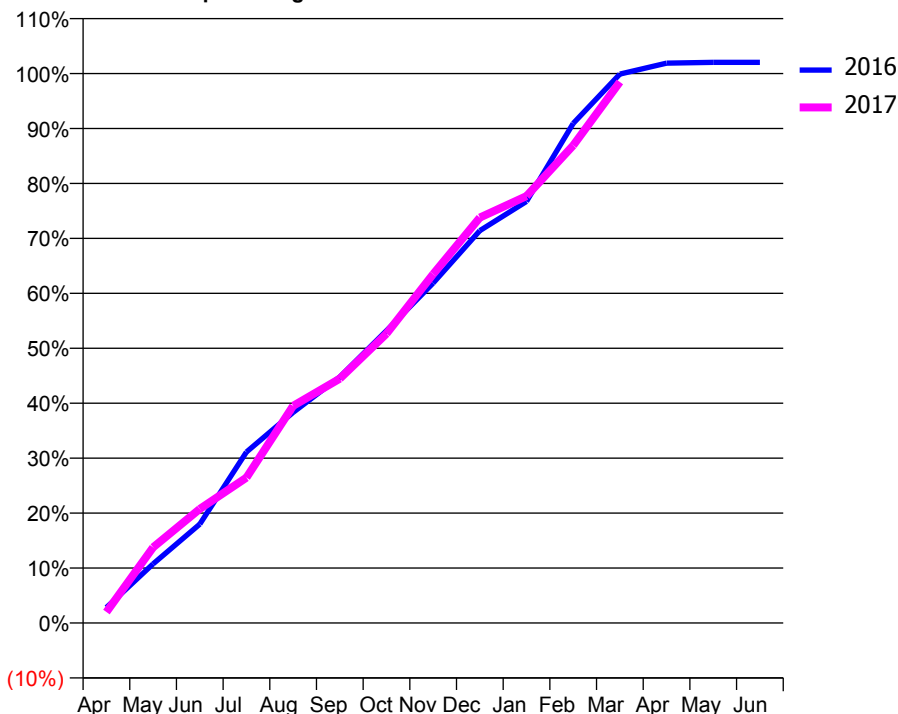
ACCESS*

Patients seen in 24 months	Total	Change since previous quarter
Quarter ending March 2016	1,931	
Quarter ending June 2016	1,855	↓
Quarter ending September 2016	1,842	→
Quarter ending December 2016	1,833	→
Quarter ending March 2017	1,781	↓
Variance since March 2016	(7.8%)	↓



ACTIVITY

Cumulative percentage of contracted UDA delivered 2016 & 2017



Month	Adjusted Scheduled Activity (UDA)	
	2016	2017
April	175	124
May	667	855
June	1,117	1,288
July	1,932	1,643
August	2,379	2,453
September	2,780	2,760
October	3,302	3,268
November	3,840	3,940
December	4,433	4,580
January	4,761	4,822
February	5,643	5,395
March	6,200	6,112
April	6,323	
May	6,333	
June	6,333	

QUALITY

	Quantity	Base Number	Contract	AT	Region	England
% of FP17s for the same patient ID Re-attending within 3 months - Children	51	584	8.7%	12.9%	13.3%	12.3%
% of FP17s for the same patient ID Re-attending within 3 months - Adults	334	2,390	14.0%	17.6%	17.3%	16.7%
% of FP17s for the same patient ID Re-attending between 3 & 9 months - Children	413	584	70.7%	56.2%	58.9%	57.6%
% of FP17s for the same patient ID Re-attending between 3 & 9 months - Adults	1,479	2,390	61.9%	49.9%	52.2%	50.1%
% of FP17s for Band 1 Urgent Courses	228	2,912	7.8%	10.4%	9.2%	9.1%
% of FP17s Relating to Free Repair or Replacements	32	2,912	1.1%	0.9%	1.0%	0.8%
% of FP17s Relating to Continuations	21	2,912	0.7%	1.3%	1.4%	1.2%
% of Patients satisfied with the dentistry they have received	1	1	N/A	92.1%	93.1%	92.8%
% of Patients satisfied with the time they had to wait for an appointment	1	1	N/A	88.1%	89.5%	88.7%

* This is based on patients treated on this contract for their most recent course of treatment. Figures in italics indicate the base number of FP17s or Patient Questionnaire responses are less than 100. N/A is shown where the base number of responses is less than 10 during the period. % is calculated as Quantity/Base number*100

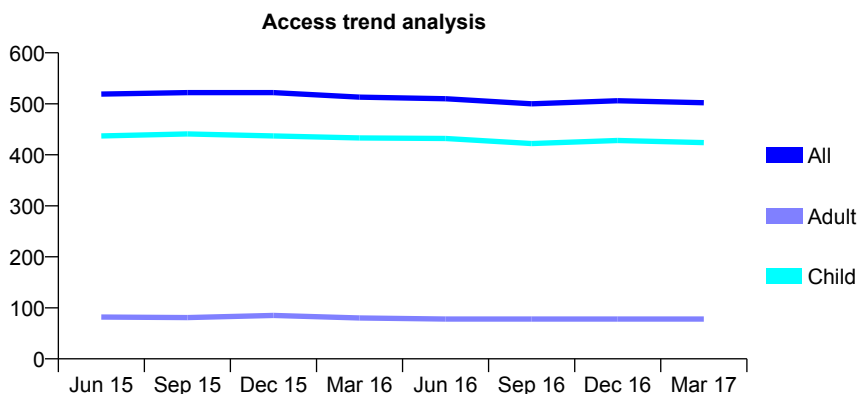
Q46 - Vital Signs At a Glance Contract Report for 869651/0001 - March 2017

Name or company name	MR IJ SMITH
Contract type name	GDS Contract
Purpose of contract	General
Contract start date	01/04/2006
Contract end date	

16/17 Contracted general activity (UDA)	1,147
Carry forward general activity (UDA)	-23
16/17 Contracted orthodontic activity (UOA)	0
Carry forward orthodontic activity (UOA)	0
Baseline contract value	£24,597.93

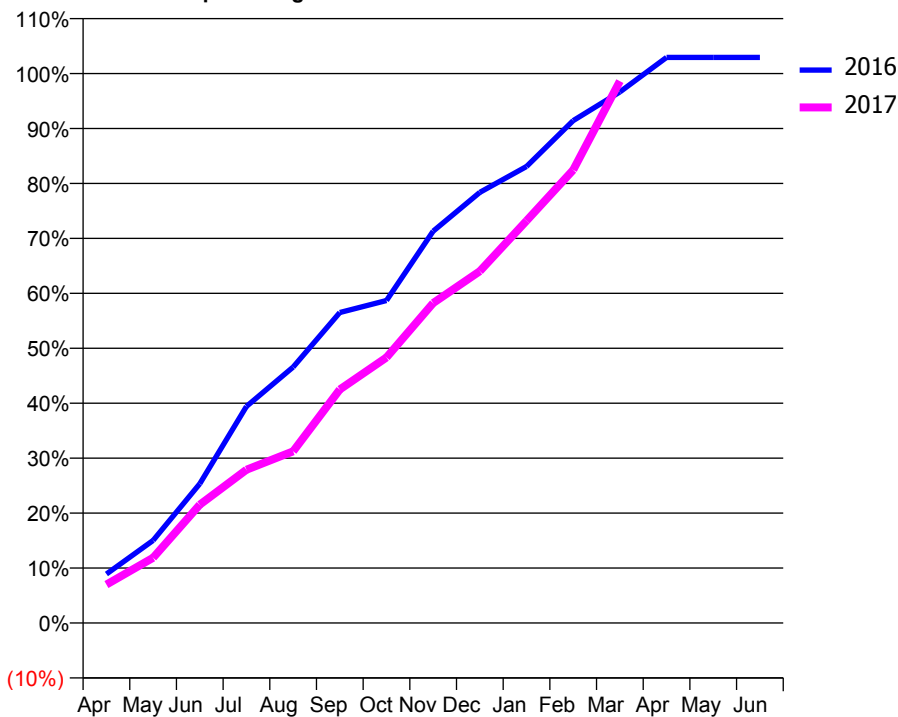
ACCESS*

Patients seen in 24 months	Total	Change since previous quarter
Quarter ending March 2016	513	
Quarter ending June 2016	510	→
Quarter ending September 2016	500	↓
Quarter ending December 2016	506	→
Quarter ending March 2017	502	→
Variance since March 2016	(2.1%)	↓



ACTIVITY

Cumulative percentage of contracted UDA delivered 2016 & 2017



Adjusted Scheduled Activity (UDA)

Month	2016	2017
April	102	80
May	172	136
June	291	247
July	452	320
August	534	358
September	648	487
October	673	554
November	818	668
December	899	734
January	953	840
February	1,049	946
March	1,109	1,131
April	1,181	
May	1,181	
June	1,181	

QUALITY

	Quantity	Base Number	Contract	AT	Region	England
% of FP17s for the same patient ID Re-attending within 3 months - Children	54	710	7.6%	12.9%	13.3%	12.3%
% of FP17s for the same patient ID Re-attending within 3 months - Adults	6	45	13.3%	17.6%	17.3%	16.7%
% of FP17s for the same patient ID Re-attending between 3 & 9 months - Children	437	710	61.5%	56.2%	58.9%	57.6%
% of FP17s for the same patient ID Re-attending between 3 & 9 months - Adults	28	45	62.2%	49.9%	52.2%	50.1%
% of FP17s for Band 1 Urgent Courses	15	709	2.1%	10.4%	9.2%	9.1%
% of FP17s Relating to Free Repair or Replacements	0	709	0.0%	0.9%	1.0%	0.8%
% of FP17s Relating to Continuations	0	709	0.0%	1.3%	1.4%	1.2%
% of Patients satisfied with the dentistry they have received	0	0	N/A	92.1%	93.1%	92.8%
% of Patients satisfied with the time they had to wait for an appointment	0	0	N/A	88.1%	89.5%	88.7%

* This is based on patients treated on this contract for their most recent course of treatment. Figures in italics indicate the base number of FP17s or Patient Questionnaire responses are less than 100. N/A is shown where the base number of responses is less than 10 during the period. % is calculated as Quantity/Base number*100

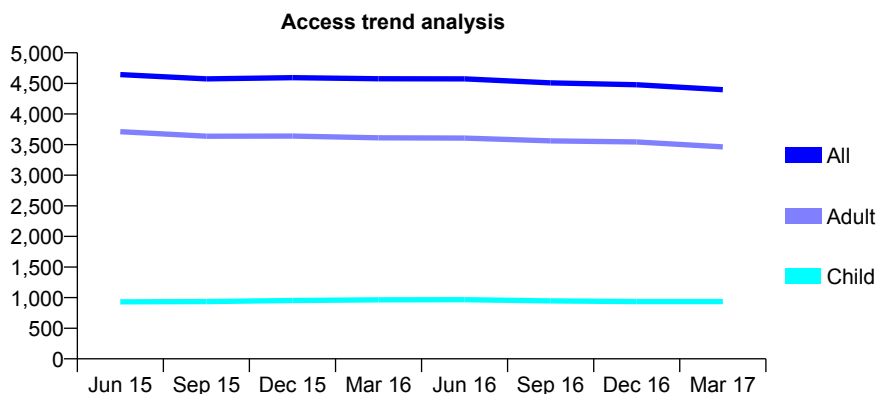
Q46 - Vital Signs At a Glance Contract Report for 869813/0001 - March 2017

Name or company name	MR GJ FIELDING
Contract type name	GDS Contract
Purpose of contract	General
Contract start date	01/04/2006
Contract end date	

16/17 Contracted general activity (UDA)	9,002
Carry forward general activity (UDA)	223
16/17 Contracted orthodontic activity (UOA)	0
Carry forward orthodontic activity (UOA)	0
Baseline contract value	£224,003.32

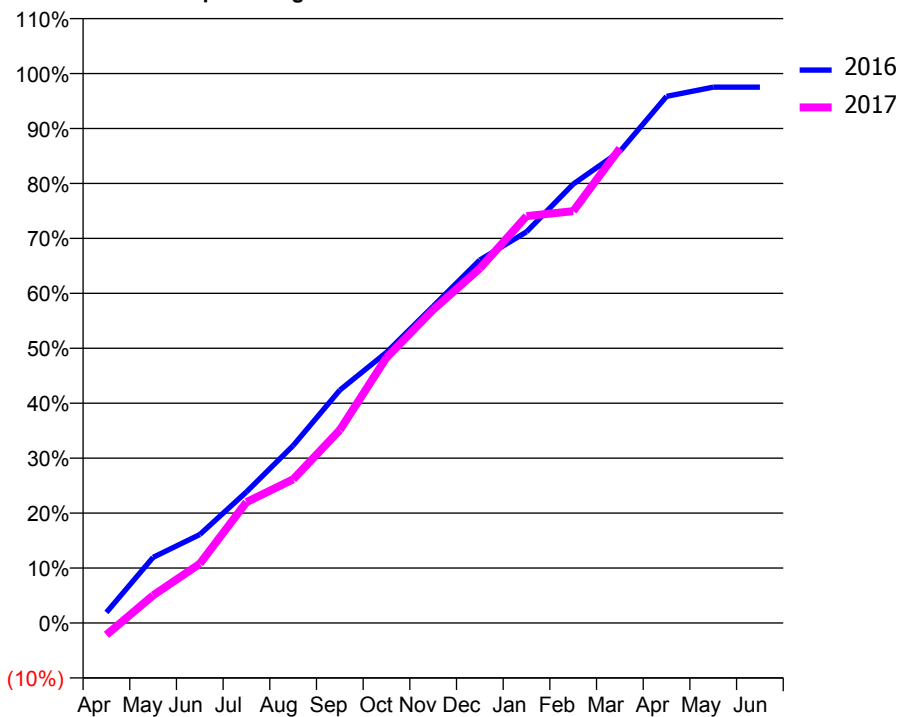
ACCESS*

Patients seen in 24 months	Total	Change since previous quarter
Quarter ending March 2016	4,577	
Quarter ending June 2016	4,573	→
Quarter ending September 2016	4,508	↓
Quarter ending December 2016	4,479	→
Quarter ending March 2017	4,398	↓
Variance since March 2016	(3.9%)	↓



ACTIVITY

Cumulative percentage of contracted UDA delivered 2016 & 2017



Month	Adjusted Scheduled Activity (UDA)	
	2016	2017
April	174	-197
May	1,076	452
June	1,450	970
July	2,149	1,979
August	2,905	2,355
September	3,815	3,163
October	4,433	4,349
November	5,189	5,132
December	5,948	5,810
January	6,408	6,666
February	7,191	6,748
March	7,725	7,775
April	8,627	
May	8,779	
June	8,779	

QUALITY

	Quantity	Base Number	Contract	AT	Region	England
% of FP17s for the same patient ID Re-attending within 3 months - Children	37	1,155	3.2%	12.9%	13.3%	12.3%
% of FP17s for the same patient ID Re-attending within 3 months - Adults	433	3,906	11.1%	17.6%	17.3%	16.7%
% of FP17s for the same patient ID Re-attending between 3 & 9 months - Children	633	1,155	54.8%	56.2%	58.9%	57.6%
% of FP17s for the same patient ID Re-attending between 3 & 9 months - Adults	1,546	3,906	39.6%	49.9%	52.2%	50.1%
% of FP17s for Band 1 Urgent Courses	507	4,489	11.3%	10.4%	9.2%	9.1%
% of FP17s Relating to Free Repair or Replacements	22	4,489	0.5%	0.9%	1.0%	0.8%
% of FP17s Relating to Continuations	18	4,489	0.4%	1.3%	1.4%	1.2%
% of Patients satisfied with the dentistry they have received	2	2	N/A	92.1%	93.1%	92.8%
% of Patients satisfied with the time they had to wait for an appointment	2	2	N/A	88.1%	89.5%	88.7%

* This is based on patients treated on this contract for their most recent course of treatment. Figures in italics indicate the base number of FP17s or Patient Questionnaire responses are less than 100. N/A is shown where the base number of responses is less than 10 during the period. % is calculated as Quantity/Base number*100

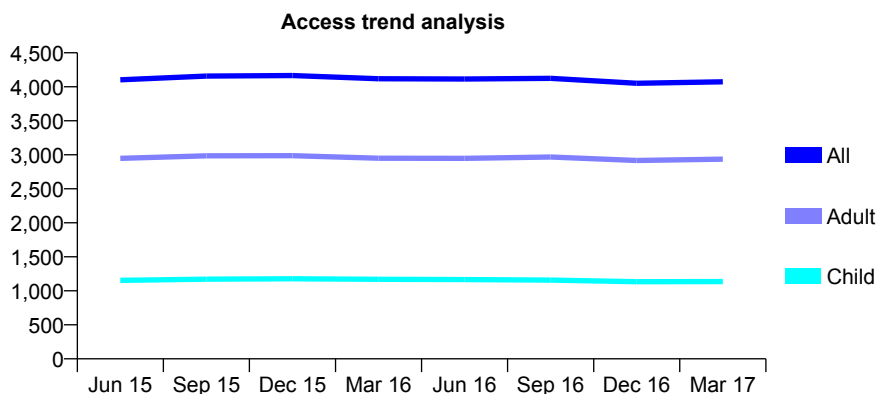
Q46 - Vital Signs At a Glance Contract Report for 886483/0001 - March 2017

Name or company name	MR S HAFIZ
Contract type name	GDS Contract
Purpose of contract	General
Contract start date	01/04/2012
Contract end date	

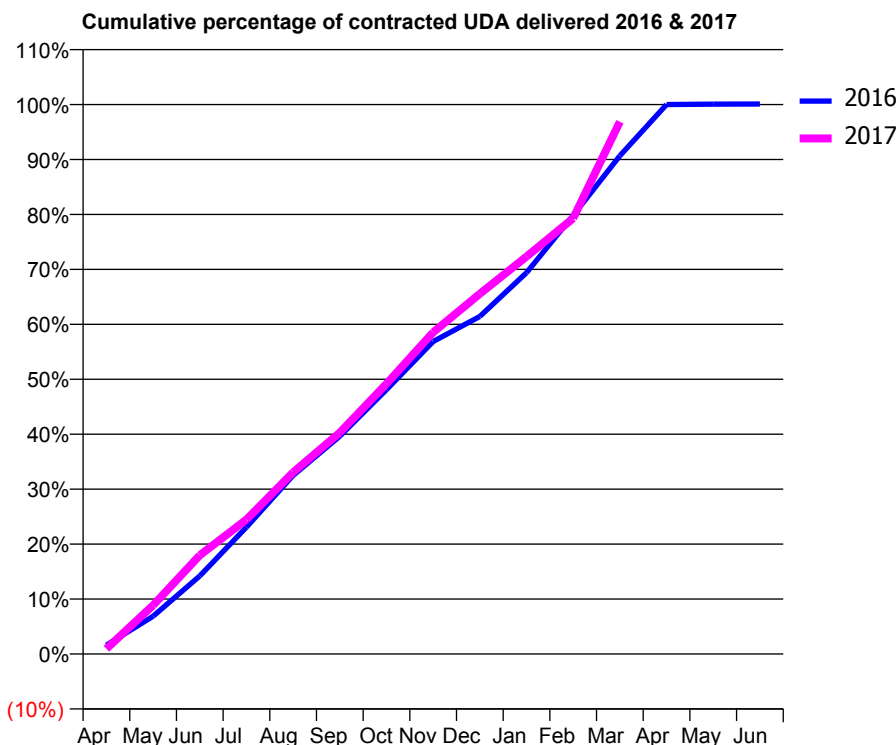
16/17 Contracted general activity (UDA)	11,970
Carry forward general activity (UDA)	-116
16/17 Contracted orthodontic activity (UOA)	0
Carry forward orthodontic activity (UOA)	0
Baseline contract value	£393,236.99

ACCESS*

Patients seen in 24 months	Total	Change since previous quarter
Quarter ending March 2016	4,119	
Quarter ending June 2016	4,114	→
Quarter ending September 2016	4,125	→
Quarter ending December 2016	4,051	↓
Quarter ending March 2017	4,073	→
Variance since March 2016	(1.1%)	↓



ACTIVITY



Month	Adjusted Scheduled Activity (UDA)	
	2016	2017
April	193	116
May	822	1,062
June	1,701	2,152
July	2,763	2,931
August	3,890	3,957
September	4,745	4,822
October	5,760	5,888
November	6,808	7,008
December	7,353	7,847
January	8,307	8,656
February	9,556	9,490
March	10,852	11,594
April	11,969	
May	11,977	
June	11,980	

QUALITY

	Quantity	Base Number	Contract	AT	Region	England
% of FP17s for the same patient ID Re-attending within 3 months - Children	93	1,520	6.1%	12.9%	13.3%	12.3%
% of FP17s for the same patient ID Re-attending within 3 months - Adults	391	3,705	10.6%	17.6%	17.3%	16.7%
% of FP17s for the same patient ID Re-attending between 3 & 9 months - Children	710	1,520	46.7%	56.2%	58.9%	57.6%
% of FP17s for the same patient ID Re-attending between 3 & 9 months - Adults	1,772	3,705	47.8%	49.9%	52.2%	50.1%
% of FP17s for Band 1 Urgent Courses	296	4,850	6.1%	10.4%	9.2%	9.1%
% of FP17s Relating to Free Repair or Replacements	18	4,850	0.4%	0.9%	1.0%	0.8%
% of FP17s Relating to Continuations	51	4,850	1.1%	1.3%	1.4%	1.2%
% of Patients satisfied with the dentistry they have received	2	2	N/A	92.1%	93.1%	92.8%
% of Patients satisfied with the time they had to wait for an appointment	2	2	N/A	88.1%	89.5%	88.7%

* This is based on patients treated on this contract for their most recent course of treatment. Figures in italics indicate the base number of FP17s or Patient Questionnaire responses are less than 100. N/A is shown where the base number of responses is less than 10 during the period. % is calculated as Quantity/Base number*100

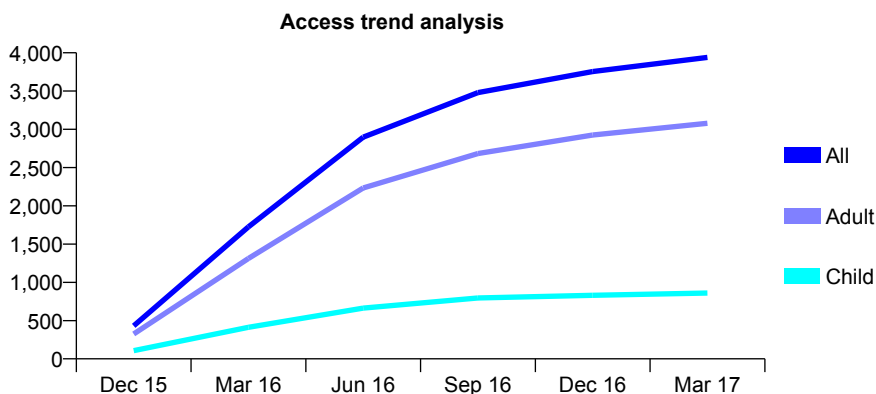
Q46 - Vital Signs At a Glance Contract Report for 897515/0001 - March 2017

Name or company name	MR SW LAI
Contract type name	GDS Contract
Purpose of contract	General
Contract start date	01/12/2015
Contract end date	

16/17 Contracted general activity (UDA)	13,768
Carry forward general activity (UDA)	-275
16/17 Contracted orthodontic activity (UOA)	0
Carry forward orthodontic activity (UOA)	0
Baseline contract value	£341,249.03

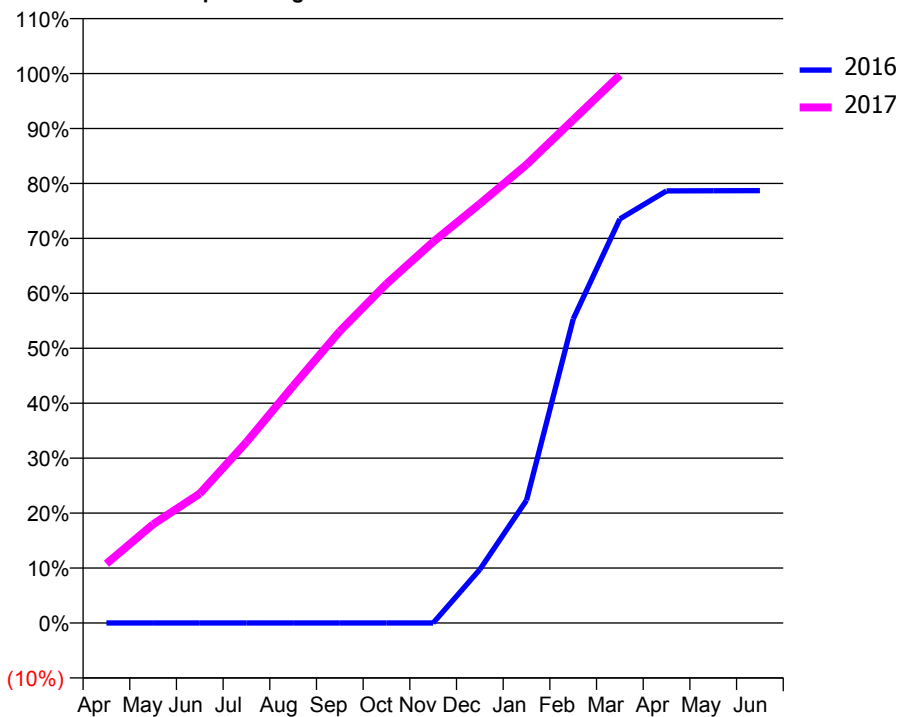
ACCESS*

Patients seen in 24 months	Total	Change since previous quarter
Quarter ending March 2016	1,724	
Quarter ending June 2016	2,897	↑
Quarter ending September 2016	3,480	↑
Quarter ending December 2016	3,755	↑
Quarter ending March 2017	3,939	↑
Variance since March 2016	128.5%	↑



ACTIVITY

Cumulative percentage of contracted UDA delivered 2016 & 2017



Month	Adjusted Scheduled Activity (UDA)	
	2016	2017
April	0	1,484
May	0	2,473
June	0	3,242
July	0	4,533
August	0	5,937
September	0	7,312
October	0	8,498
November	0	9,551
December	472	10,502
January	1,082	11,487
February	2,680	12,608
March	3,562	13,727
April	3,809	
May	3,811	
June	3,812	

QUALITY

	Quantity	Base Number	Contract	AT	Region	England
% of FP17s for the same patient ID Re-attending within 3 months - Children	131	1,444	9.1%	12.9%	13.3%	12.3%
% of FP17s for the same patient ID Re-attending within 3 months - Adults	861	5,400	15.9%	17.6%	17.3%	16.7%
% of FP17s for the same patient ID Re-attending between 3 & 9 months - Children	722	1,444	50.0%	56.2%	58.9%	57.6%
% of FP17s for the same patient ID Re-attending between 3 & 9 months - Adults	2,474	5,400	45.8%	49.9%	52.2%	50.1%
% of FP17s for Band 1 Urgent Courses	264	6,710	3.9%	10.4%	9.2%	9.1%
% of FP17s Relating to Free Repair or Replacements	56	6,710	0.8%	0.9%	1.0%	0.8%
% of FP17s Relating to Continuations	108	6,710	1.6%	1.3%	1.4%	1.2%
% of Patients satisfied with the dentistry they have received	5	5	N/A	92.1%	93.1%	92.8%
% of Patients satisfied with the time they had to wait for an appointment	5	5	N/A	88.1%	89.5%	88.7%

* This is based on patients treated on this contract for their most recent course of treatment. Figures in italics indicate the base number of FP17s or Patient Questionnaire responses are less than 100. N/A is shown where the base number of responses is less than 10 during the period. % is calculated as Quantity/Base number*100

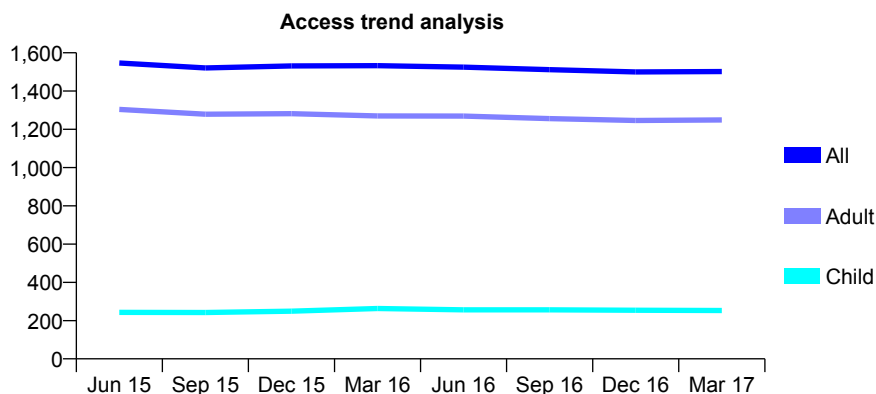
Q46 - Vital Signs At a Glance Contract Report for 898457/0002 - March 2017

Name or company name	MR ND MCLEAN
Contract type name	GDS Contract
Purpose of contract	General
Contract start date	01/04/2006
Contract end date	

16/17 Contracted general activity (UDA)	5,215
Carry forward general activity (UDA)	0
16/17 Contracted orthodontic activity (UOA)	0
Carry forward orthodontic activity (UOA)	0
Baseline contract value	£127,492.42

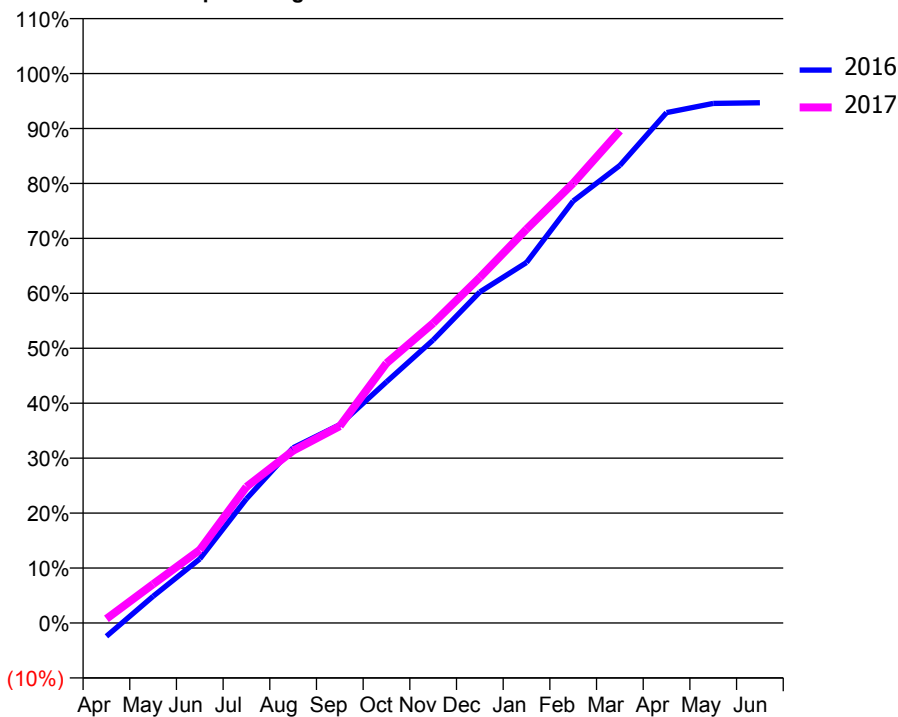
ACCESS*

Patients seen in 24 months	Total	Change since previous quarter
Quarter ending March 2016	1,533	
Quarter ending June 2016	1,525	→
Quarter ending September 2016	1,512	→
Quarter ending December 2016	1,500	→
Quarter ending March 2017	1,502	→
Variance since March 2016	(2.0%)	↓



ACTIVITY

Cumulative percentage of contracted UDA delivered 2016 & 2017



Month	Adjusted Scheduled Activity (UDA)	
	2016	2017
April	-128	40
May	253	369
June	608	694
July	1,179	1,292
August	1,664	1,636
September	1,883	1,869
October	2,289	2,466
November	2,687	2,846
December	3,142	3,280
January	3,422	3,738
February	4,004	4,175
March	4,342	4,672
April	4,844	
May	4,931	
June	4,937	

QUALITY

	Quantity	Base Number	Contract	AT	Region	England
% of FP17s for the same patient ID Re-attending within 3 months - Children	27	430	6.3%	12.9%	13.3%	12.3%
% of FP17s for the same patient ID Re-attending within 3 months - Adults	566	2,389	23.7%	17.6%	17.3%	16.7%
% of FP17s for the same patient ID Re-attending between 3 & 9 months - Children	302	430	70.2%	56.2%	58.9%	57.6%
% of FP17s for the same patient ID Re-attending between 3 & 9 months - Adults	1,439	2,389	60.2%	49.9%	52.2%	50.1%
% of FP17s for Band 1 Urgent Courses	387	2,551	15.2%	10.4%	9.2%	9.1%
% of FP17s Relating to Free Repair or Replacements	122	2,551	4.8%	0.9%	1.0%	0.8%
% of FP17s Relating to Continuations	28	2,551	1.1%	1.3%	1.4%	1.2%
% of Patients satisfied with the dentistry they have received	11	12	91.7%	92.1%	93.1%	92.8%
% of Patients satisfied with the time they had to wait for an appointment	12	12	100.0%	88.1%	89.5%	88.7%

* This is based on patients treated on this contract for their most recent course of treatment. Figures in italics indicate the base number of FP17s or Patient Questionnaire responses are less than 100. N/A is shown where the base number of responses is less than 10 during the period. % is calculated as Quantity/Base number*100

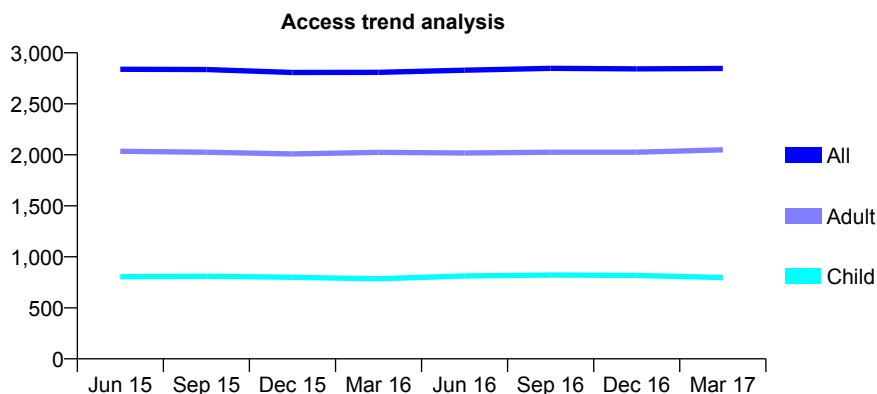
Q46 - Vital Signs At a Glance Contract Report for 907359/0001 - March 2017

Name or company name	MR MP GEORGESON
Contract type name	GDS Contract
Purpose of contract	General and Orthodontic
Contract start date	01/04/2006
Contract end date	

16/17 Contracted general activity (UDA)	8,950
Carry forward general activity (UDA)	-41
16/17 Contracted orthodontic activity (UOA)	1,361
Carry forward orthodontic activity (UOA)	-27
Baseline contract value	£294,460.72

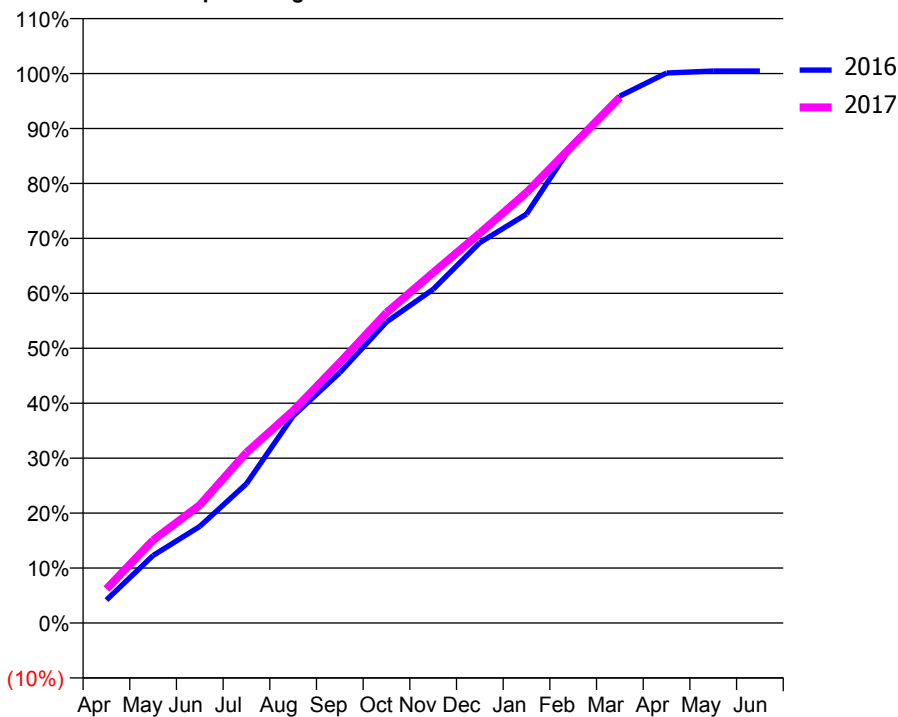
ACCESS*

Patients seen in 24 months	Total	Change since previous quarter
Quarter ending March 2016	2,809	
Quarter ending June 2016	2,829	→
Quarter ending September 2016	2,848	→
Quarter ending December 2016	2,843	→
Quarter ending March 2017	2,846	→
Variance since March 2016	1.3%	→



ACTIVITY

Cumulative percentage of contracted UDA delivered 2016 & 2017



Month	Adjusted Scheduled Activity (UDA)	
	2016	2017
April	374	554
May	1,101	1,351
June	1,574	1,920
July	2,268	2,777
August	3,373	3,456
September	4,078	4,244
October	4,902	5,055
November	5,436	5,706
December	6,196	6,349
January	6,659	7,012
February	7,811	7,786
March	8,582	8,561
April	8,958	
May	8,991	
June	8,991	

QUALITY

	Quantity	Base Number	Contract	AT	Region	England
% of FP17s for the same patient ID Re-attending within 3 months - Children	135	1,255	10.8%	12.9%	13.3%	12.3%
% of FP17s for the same patient ID Re-attending within 3 months - Adults	591	3,111	19.0%	17.6%	17.3%	16.7%
% of FP17s for the same patient ID Re-attending between 3 & 9 months - Children	636	1,255	50.7%	56.2%	58.9%	57.6%
% of FP17s for the same patient ID Re-attending between 3 & 9 months - Adults	1,636	3,111	52.6%	49.9%	52.2%	50.1%
% of FP17s for Band 1 Urgent Courses	417	4,045	10.3%	10.4%	9.2%	9.1%
% of FP17s Relating to Free Repair or Replacements	85	4,045	2.1%	0.9%	1.0%	0.8%
% of FP17s Relating to Continuations	26	4,045	0.6%	1.3%	1.4%	1.2%
% of Patients satisfied with the dentistry they have received	1	1	N/A	92.1%	93.1%	92.8%
% of Patients satisfied with the time they had to wait for an appointment	1	1	N/A	88.1%	89.5%	88.7%

* This is based on patients treated on this contract for their most recent course of treatment. Figures in italics indicate the base number of FP17s or Patient Questionnaire responses are less than 100. N/A is shown where the base number of responses is less than 10 during the period. % is calculated as Quantity/Base number*100

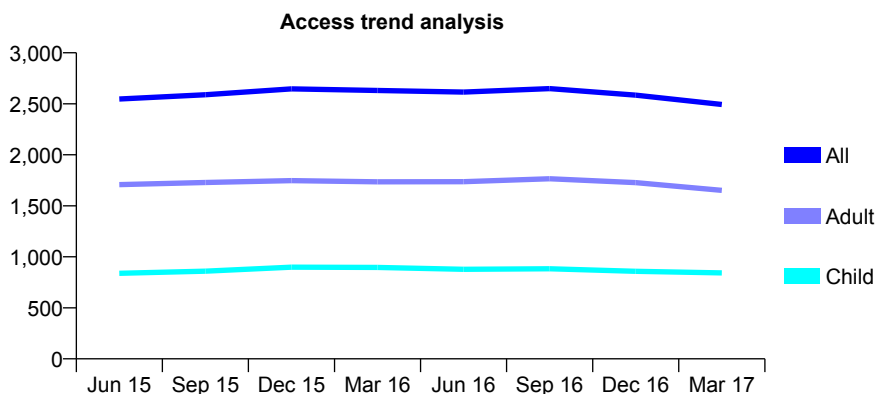
Q46 - Vital Signs At a Glance Contract Report for 908673/0001 - March 2017

Name or company name	DR PV MCCRORY
Contract type name	GDS Contract
Purpose of contract	General
Contract start date	01/04/2006
Contract end date	

16/17 Contracted general activity (UDA)	7,000
Carry forward general activity (UDA)	-63
16/17 Contracted orthodontic activity (UOA)	0
Carry forward orthodontic activity (UOA)	0
Baseline contract value	£211,552.32

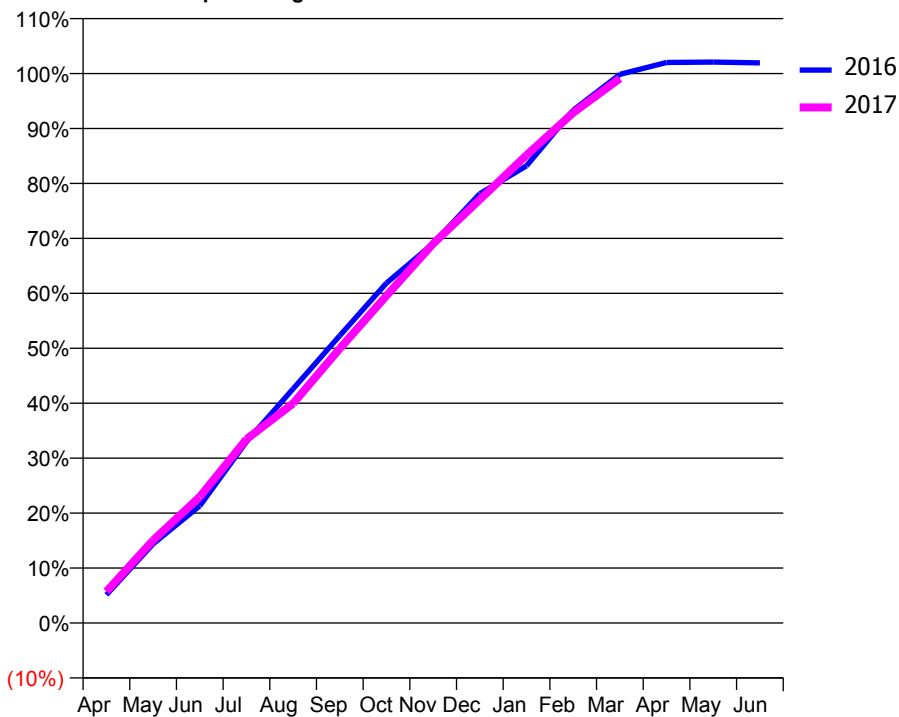
ACCESS*

Patients seen in 24 months	Total	Change since previous quarter
Quarter ending March 2016	2,631	
Quarter ending June 2016	2,615	→
Quarter ending September 2016	2,649	→
Quarter ending December 2016	2,585	↓
Quarter ending March 2017	2,493	↓
Variance since March 2016	(5.2%)	↓



ACTIVITY

Cumulative percentage of contracted UDA delivered 2016 & 2017



Month	Adjusted Scheduled Activity (UDA)	
	2016	2017
April	374	401
May	1,049	1,055
June	1,552	1,608
July	2,401	2,342
August	3,103	2,797
September	3,808	3,497
October	4,504	4,170
November	5,026	4,831
December	5,687	5,394
January	6,057	5,961
February	6,794	6,501
March	7,269	6,936
April	7,427	
May	7,431	
June	7,422	

QUALITY

	Quantity	Base Number	Contract	AT	Region	England
% of FP17s for the same patient ID Re-attending within 3 months - Children	98	1,218	8.0%	12.9%	13.3%	12.3%
% of FP17s for the same patient ID Re-attending within 3 months - Adults	179	1,949	9.2%	17.6%	17.3%	16.7%
% of FP17s for the same patient ID Re-attending between 3 & 9 months - Children	682	1,218	56.0%	56.2%	58.9%	57.6%
% of FP17s for the same patient ID Re-attending between 3 & 9 months - Adults	942	1,949	48.3%	49.9%	52.2%	50.1%
% of FP17s for Band 1 Urgent Courses	314	3,119	10.1%	10.4%	9.2%	9.1%
% of FP17s Relating to Free Repair or Replacements	15	3,119	0.5%	0.9%	1.0%	0.8%
% of FP17s Relating to Continuations	5	3,119	0.2%	1.3%	1.4%	1.2%
% of Patients satisfied with the dentistry they have received	1	1	N/A	92.1%	93.1%	92.8%
% of Patients satisfied with the time they had to wait for an appointment	1	1	N/A	88.1%	89.5%	88.7%

* This is based on patients treated on this contract for their most recent course of treatment. Figures in italics indicate the base number of FP17s or Patient Questionnaire responses are less than 100. N/A is shown where the base number of responses is less than 10 during the period. % is calculated as Quantity/Base number*100

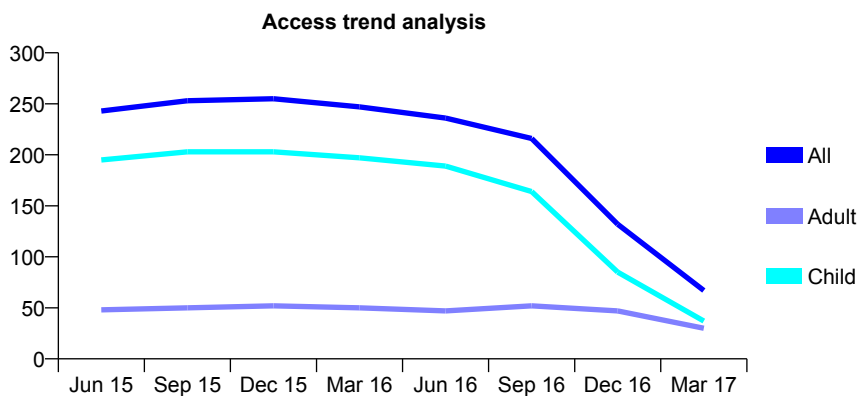
Q46 - Vital Signs At a Glance Contract Report for 909580/0001 - March 2017

Name or company name	P&J Noble Dental Practice
Contract type name	GDS Contract
Purpose of contract	General
Contract start date	01/04/2006
Contract end date	31/07/2016

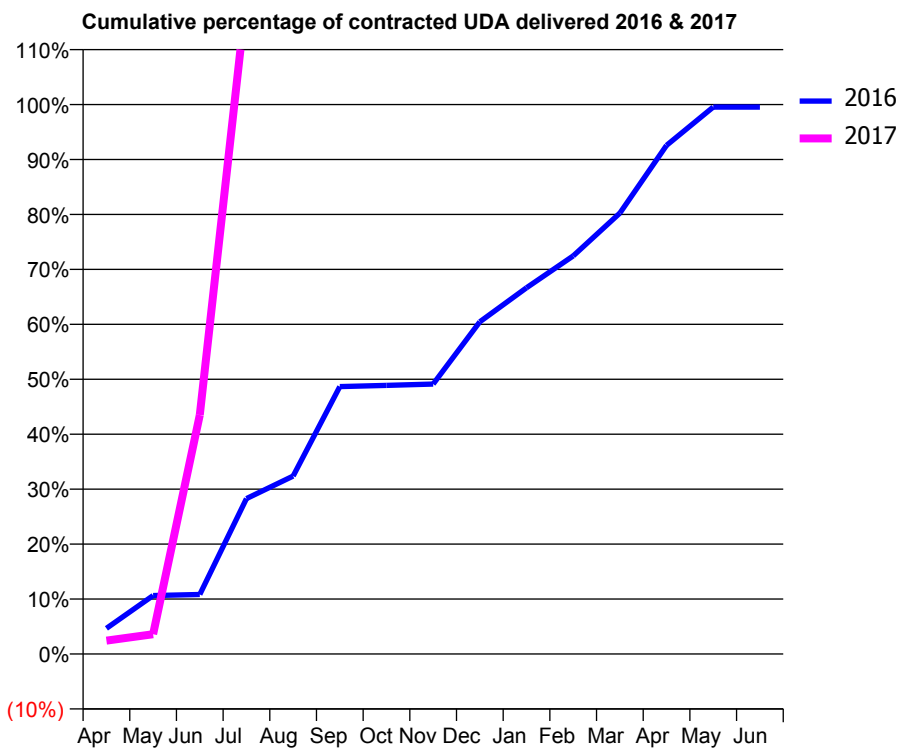
16/17 Contracted general activity (UDA)	172
Carry forward general activity (UDA)	0
16/17 Contracted orthodontic activity (UOA)	0
Carry forward orthodontic activity (UOA)	0
Baseline contract value	£4,776.42

ACCESS*

Patients seen in 24 months	Total	Change since previous quarter
Quarter ending March 2016	247	
Quarter ending June 2016	236	↓
Quarter ending September 2016	216	↓
Quarter ending December 2016	132	↓
Quarter ending March 2017	67	↓
Variance since March 2016	(72.9%)	↓



ACTIVITY



Month	Adjusted Scheduled Activity (UDA)	
	2016	2017
April	24	4
May	55	6
June	56	75
July	146	206
August	167	239
September	252	240
October	253	240
November	254	240
December	313	240
January	345	240
February	375	240
March	415	240
April	479	
May	515	
June	515	

QUALITY

	Quantity	Base Number	Contract	AT	Region	England
% of FP17s for the same patient ID Re-attending within 3 months - Children	19	205	9.3%	12.9%	13.3%	12.3%
% of FP17s for the same patient ID Re-attending within 3 months - Adults	2	38	5.3%	17.6%	17.3%	16.7%
% of FP17s for the same patient ID Re-attending between 3 & 9 months - Children	95	205	46.3%	56.2%	58.9%	57.6%
% of FP17s for the same patient ID Re-attending between 3 & 9 months - Adults	11	38	28.9%	49.9%	52.2%	50.1%
% of FP17s for Band 1 Urgent Courses	9	173	5.2%	10.4%	9.2%	9.1%
% of FP17s Relating to Free Repair or Replacements	0	173	0.0%	0.9%	1.0%	0.8%
% of FP17s Relating to Continuations	0	173	0.0%	1.3%	1.4%	1.2%
% of Patients satisfied with the dentistry they have received	0	0	N/A	92.1%	93.1%	92.8%
% of Patients satisfied with the time they had to wait for an appointment	0	0	N/A	88.1%	89.5%	88.7%

* This is based on patients treated on this contract for their most recent course of treatment. Figures in italics indicate the base number of FP17s or Patient Questionnaire responses are less than 100. N/A is shown where the base number of responses is less than 10 during the period. % is calculated as Quantity/Base number*100

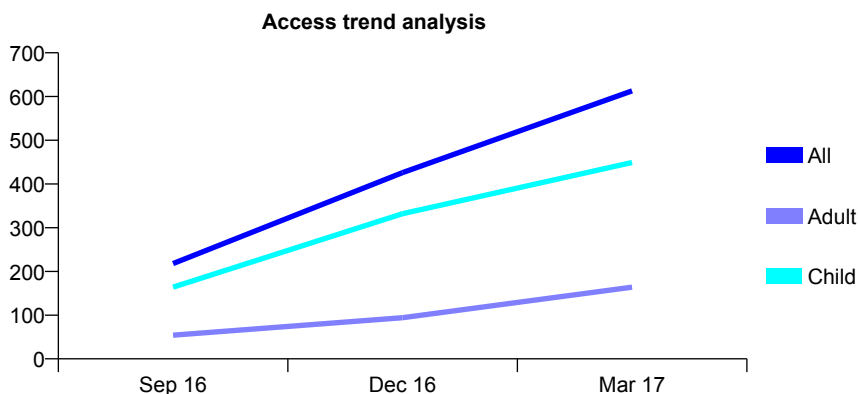
Q46 - Vital Signs At a Glance Contract Report for 909580/0002 - March 2017

Name or company name	P&J Noble Dental Practice
Contract type name	GDS Contract
Purpose of contract	General and Orthodontic
Contract start date	01/04/2007
Contract end date	

16/17 Contracted general activity (UDA)	1,141
Carry forward general activity (UDA)	0
16/17 Contracted orthodontic activity (UOA)	340
Carry forward orthodontic activity (UOA)	0
Baseline contract value	£50,258.51

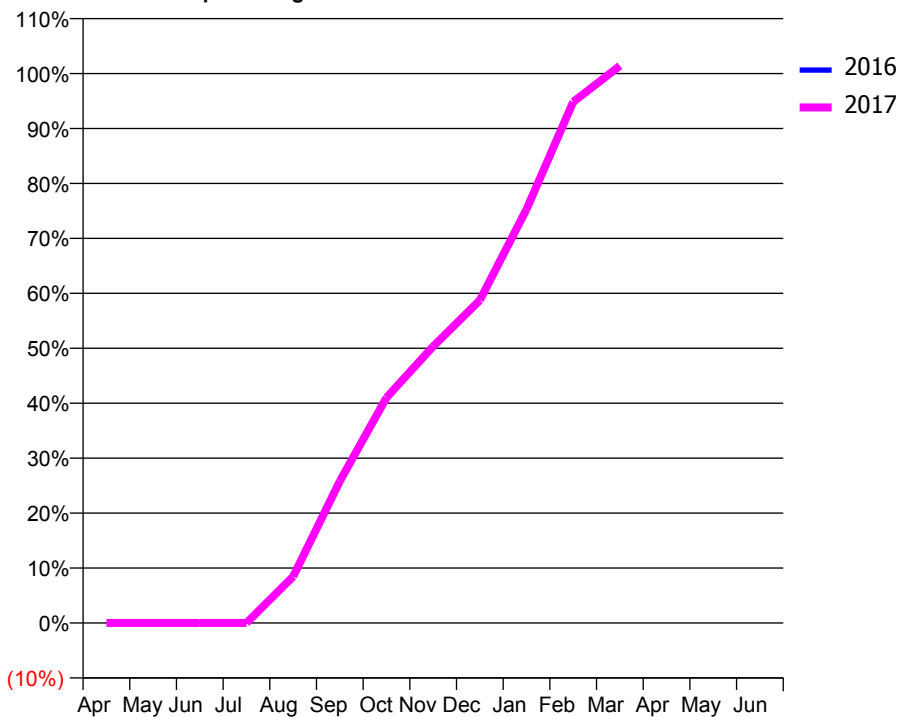
ACCESS*

Patients seen in 24 months	Total	Change since previous quarter
Quarter ending March 2016	0	
Quarter ending June 2016	0	
Quarter ending September 2016	218	↑
Quarter ending December 2016	426	↑
Quarter ending March 2017	613	↑
Variance since March 2016	N/A	



ACTIVITY

Cumulative percentage of contracted UDA delivered 2016 & 2017



Month	Adjusted Scheduled Activity (UDA)	
	2016	2017
April	0	0
May	0	0
June	0	0
July	0	0
August	0	96
September	0	294
October	0	468
November	0	574
December	0	670
January	0	859
February	0	1,082
March	0	1,157
April	0	
May	0	
June	0	

QUALITY

	Quantity	Base Number	Contract	AT	Region	England
% of FP17s for the same patient ID Re-attending within 3 months - Children	88	665	13.2%	12.9%	13.3%	12.3%
% of FP17s for the same patient ID Re-attending within 3 months - Adults	10	191	5.2%	17.6%	17.3%	16.7%
% of FP17s for the same patient ID Re-attending between 3 & 9 months - Children	91	665	13.7%	56.2%	58.9%	57.6%
% of FP17s for the same patient ID Re-attending between 3 & 9 months - Adults	23	191	12.0%	49.9%	52.2%	50.1%
% of FP17s for Band 1 Urgent Courses	35	814	4.3%	10.4%	9.2%	9.1%
% of FP17s Relating to Free Repair or Replacements	3	814	0.4%	0.9%	1.0%	0.8%
% of FP17s Relating to Continuations	0	814	0.0%	1.3%	1.4%	1.2%
% of Patients satisfied with the dentistry they have received	0	0	N/A	92.1%	93.1%	92.8%
% of Patients satisfied with the time they had to wait for an appointment	0	0	N/A	88.1%	89.5%	88.7%

* This is based on patients treated on this contract for their most recent course of treatment. Figures in italics indicate the base number of FP17s or Patient Questionnaire responses are less than 100. N/A is shown where the base number of responses is less than 10 during the period. % is calculated as Quantity/Base number*100

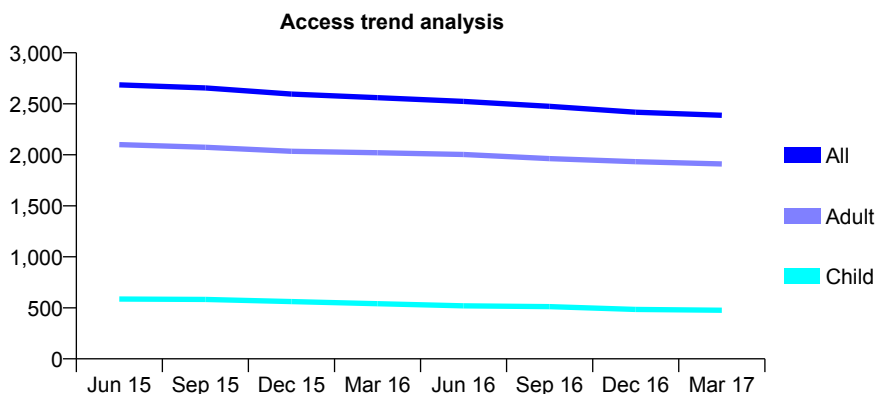
Q46 - Vital Signs At a Glance Contract Report for 910104/0002 - March 2017

Name or company name	MR DJ GRIFFITHS
Contract type name	GDS Contract
Purpose of contract	General
Contract start date	02/01/2007
Contract end date	

16/17 Contracted general activity (UDA)	8,178
Carry forward general activity (UDA)	-87
16/17 Contracted orthodontic activity (UOA)	0
Carry forward orthodontic activity (UOA)	0
Baseline contract value	£176,869.72

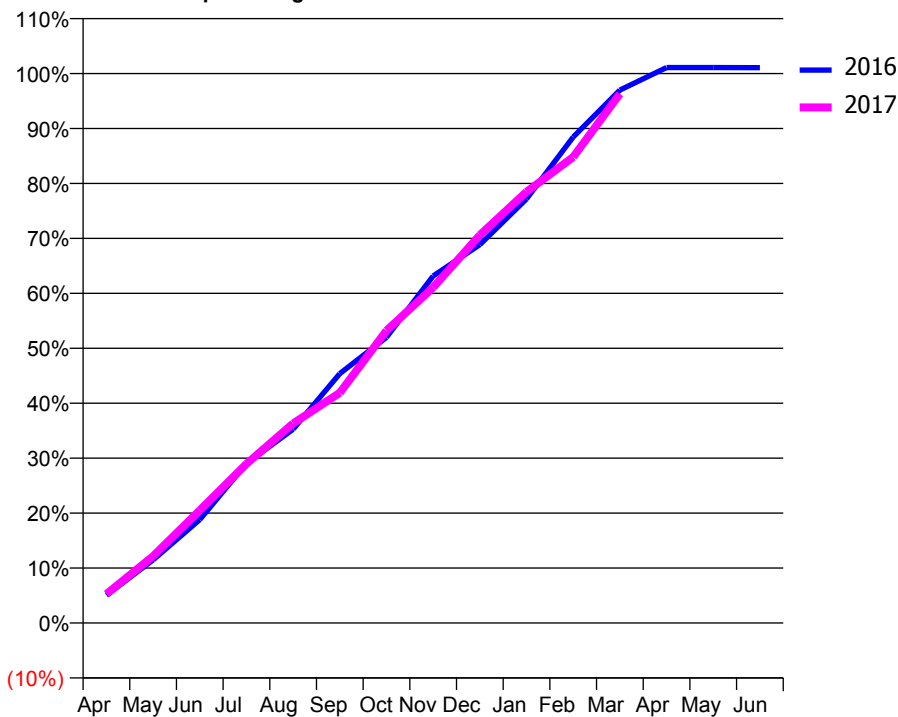
ACCESS*

Patients seen in 24 months	Total	Change since previous quarter
Quarter ending March 2016	2,560	
Quarter ending June 2016	2,523	↓
Quarter ending September 2016	2,475	↓
Quarter ending December 2016	2,417	↓
Quarter ending March 2017	2,388	↓
Variance since March 2016	(6.7%)	↓



ACTIVITY

Cumulative percentage of contracted UDA delivered 2016 & 2017



Month	Adjusted Scheduled Activity (UDA)	
	2016	2017
April	413	431
May	940	995
June	1,540	1,678
July	2,375	2,368
August	2,885	2,970
September	3,711	3,426
October	4,252	4,352
November	5,165	4,995
December	5,631	5,775
January	6,312	6,418
February	7,233	6,936
March	7,932	7,876
April	8,267	
May	8,267	
June	8,265	

QUALITY

	Quantity	Base Number	Contract	AT	Region	England
% of FP17s for the same patient ID Re-attending within 3 months - Children	78	790	9.9%	12.9%	13.3%	12.3%
% of FP17s for the same patient ID Re-attending within 3 months - Adults	647	3,188	20.3%	17.6%	17.3%	16.7%
% of FP17s for the same patient ID Re-attending between 3 & 9 months - Children	523	790	66.2%	56.2%	58.9%	57.6%
% of FP17s for the same patient ID Re-attending between 3 & 9 months - Adults	1,672	3,188	52.4%	49.9%	52.2%	50.1%
% of FP17s for Band 1 Urgent Courses	271	3,826	7.1%	10.4%	9.2%	9.1%
% of FP17s Relating to Free Repair or Replacements	171	3,826	4.5%	0.9%	1.0%	0.8%
% of FP17s Relating to Continuations	33	3,826	0.9%	1.3%	1.4%	1.2%
% of Patients satisfied with the dentistry they have received	7	8	N/A	92.1%	93.1%	92.8%
% of Patients satisfied with the time they had to wait for an appointment	8	8	N/A	88.1%	89.5%	88.7%

* This is based on patients treated on this contract for their most recent course of treatment. Figures in italics indicate the base number of FP17s or Patient Questionnaire responses are less than 100. N/A is shown where the base number of responses is less than 10 during the period. % is calculated as Quantity/Base number*100

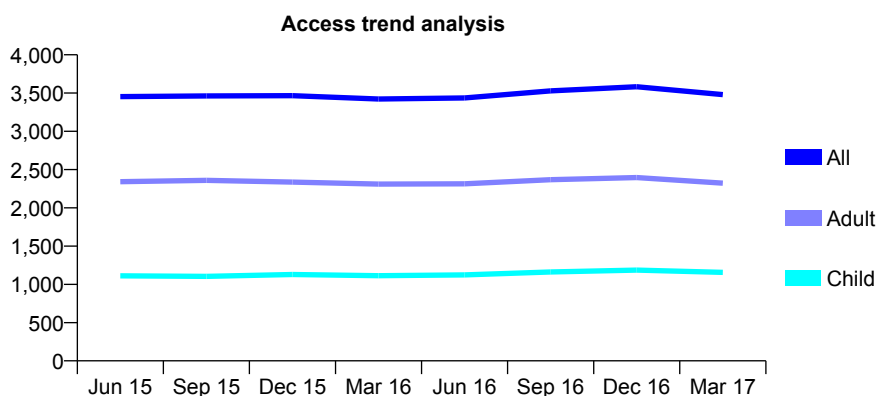
Q46 - Vital Signs At a Glance Contract Report for 910864/0001 - March 2017

Name or company name	MR D END
Contract type name	GDS Contract
Purpose of contract	General and Orthodontic
Contract start date	01/04/2006
Contract end date	

16/17 Contracted general activity (UDA)	9,584
Carry forward general activity (UDA)	-150
16/17 Contracted orthodontic activity (UOA)	400
Carry forward orthodontic activity (UOA)	-8
Baseline contract value	£327,006.39

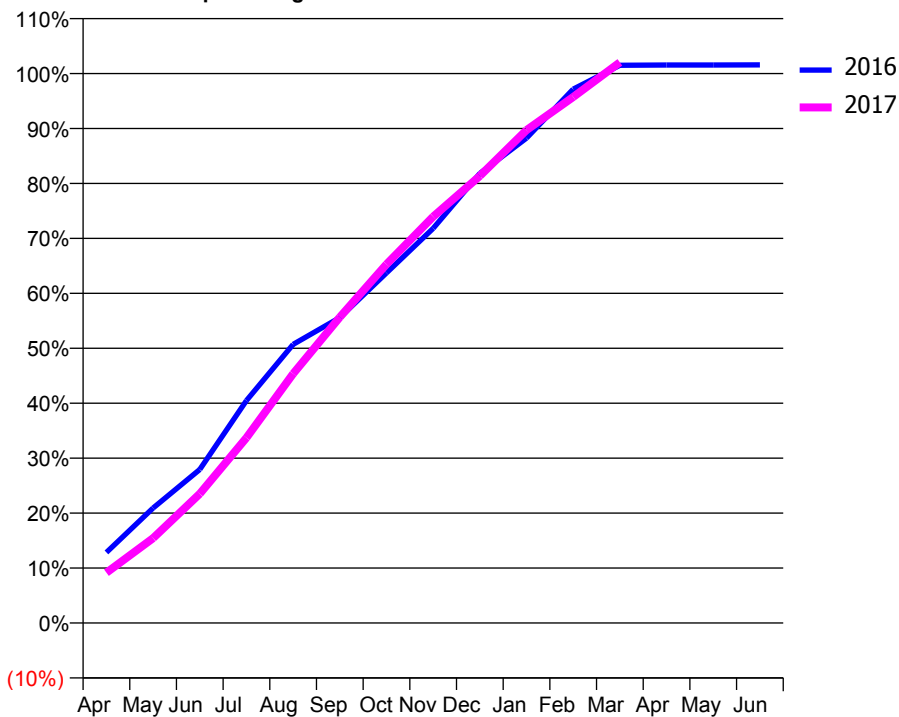
ACCESS*

Patients seen in 24 months	Total	Change since previous quarter
Quarter ending March 2016	3,423	
Quarter ending June 2016	3,437	→
Quarter ending September 2016	3,529	↑
Quarter ending December 2016	3,582	→
Quarter ending March 2017	3,480	↓
Variance since March 2016	1.7%	→



ACTIVITY

Cumulative percentage of contracted UDA delivered 2016 & 2017



Month	Adjusted Scheduled Activity (UDA)	
	2016	2017
April	1,231	878
May	2,005	1,480
June	2,679	2,254
July	3,881	3,231
August	4,860	4,347
September	5,326	5,334
October	6,106	6,257
November	6,882	7,087
December	7,840	7,796
January	8,458	8,597
February	9,310	9,174
March	9,726	9,779
April	9,731	
May	9,731	
June	9,734	

QUALITY

	Quantity	Base Number	Contract	AT	Region	England
% of FP17s for the same patient ID Re-attending within 3 months - Children	97	1,216	8.0%	12.9%	13.3%	12.3%
% of FP17s for the same patient ID Re-attending within 3 months - Adults	340	2,473	13.7%	17.6%	17.3%	16.7%
% of FP17s for the same patient ID Re-attending between 3 & 9 months - Children	387	1,216	31.8%	56.2%	58.9%	57.6%
% of FP17s for the same patient ID Re-attending between 3 & 9 months - Adults	791	2,473	32.0%	49.9%	52.2%	50.1%
% of FP17s for Band 1 Urgent Courses	0	3,648	0.0%	10.4%	9.2%	9.1%
% of FP17s Relating to Free Repair or Replacements	4	3,648	0.1%	0.9%	1.0%	0.8%
% of FP17s Relating to Continuations	33	3,648	0.9%	1.3%	1.4%	1.2%
% of Patients satisfied with the dentistry they have received	2	3	N/A	92.1%	93.1%	92.8%
% of Patients satisfied with the time they had to wait for an appointment	3	3	N/A	88.1%	89.5%	88.7%

* This is based on patients treated on this contract for their most recent course of treatment. Figures in italics indicate the base number of FP17s or Patient Questionnaire responses are less than 100. N/A is shown where the base number of responses is less than 10 during the period. % is calculated as Quantity/Base number*100

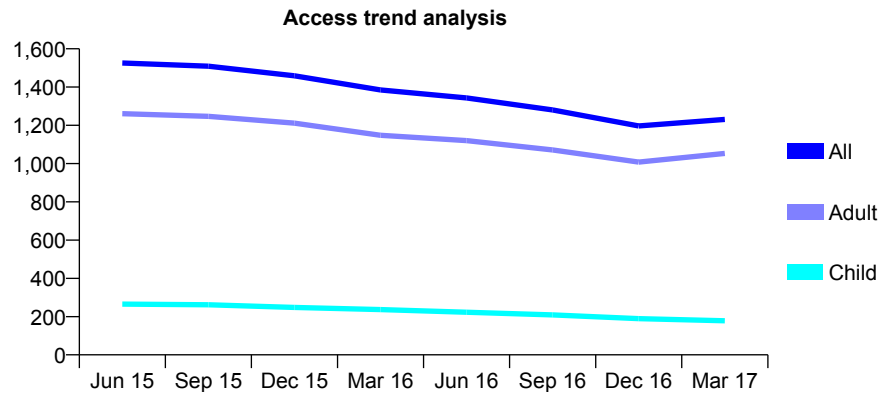
Q46 - Vital Signs At a Glance Contract Report for 913995/0001 - March 2017

Name or company name	MR JJ KEAVNEY
Contract type name	GDS Contract
Purpose of contract	General
Contract start date	01/04/2006
Contract end date	

16/17 Contracted general activity (UDA)	7,018
Carry forward general activity (UDA)	0
16/17 Contracted orthodontic activity (UOA)	0
Carry forward orthodontic activity (UOA)	0
Baseline contract value	£228,935.16

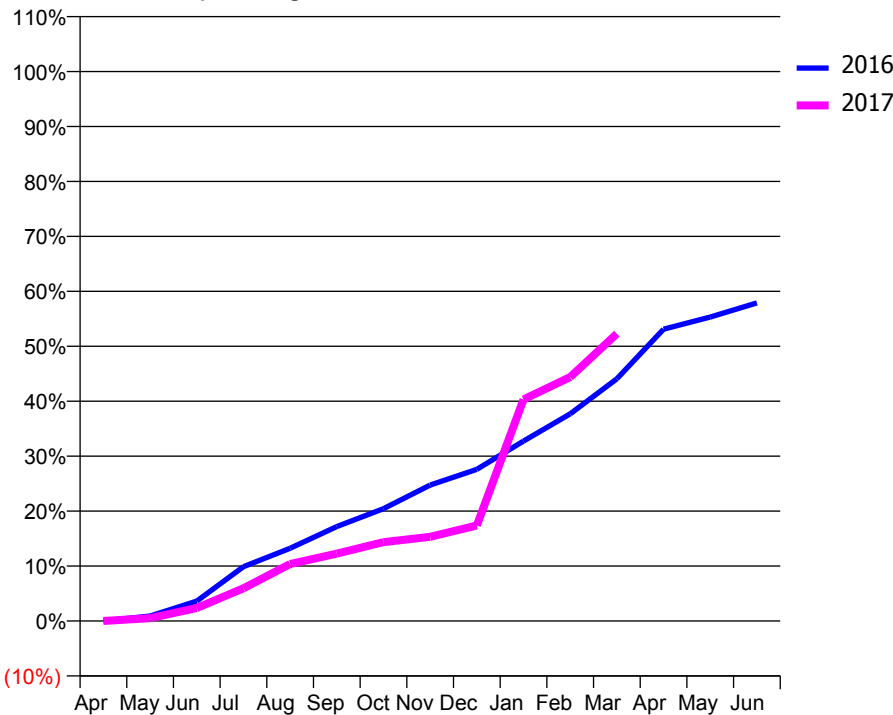
ACCESS*

Patients seen in 24 months	Total	Change since previous quarter
Quarter ending March 2016	1,385	
Quarter ending June 2016	1,343	↓
Quarter ending September 2016	1,280	↓
Quarter ending December 2016	1,197	↓
Quarter ending March 2017	1,231	↑
Variance since March 2016	(11.1%)	↓



ACTIVITY

Cumulative percentage of contracted UDA delivered 2016 & 2017



Month	Adjusted Scheduled Activity (UDA)	
	2016	2017
April	0	1
May	64	37
June	255	165
July	694	418
August	930	727
September	1,207	862
October	1,435	1,007
November	1,736	1,076
December	1,937	1,221
January	2,299	2,829
February	2,646	3,116
March	3,093	3,670
April	3,727	
May	3,882	
June	4,063	

QUALITY

	Quantity	Base Number	Contract	AT	Region	England
% of FP17s for the same patient ID Re-attending within 3 months - Children	21	265	7.9%	12.9%	13.3%	12.3%
% of FP17s for the same patient ID Re-attending within 3 months - Adults	319	1,605	19.9%	17.6%	17.3%	16.7%
% of FP17s for the same patient ID Re-attending between 3 & 9 months - Children	104	265	39.2%	56.2%	58.9%	57.6%
% of FP17s for the same patient ID Re-attending between 3 & 9 months - Adults	658	1,605	41.0%	49.9%	52.2%	50.1%
% of FP17s for Band 1 Urgent Courses	173	1,551	11.2%	10.4%	9.2%	9.1%
% of FP17s Relating to Free Repair or Replacements	28	1,551	1.8%	0.9%	1.0%	0.8%
% of FP17s Relating to Continuations	40	1,551	2.6%	1.3%	1.4%	1.2%
% of Patients satisfied with the dentistry they have received	5	5	N/A	92.1%	93.1%	92.8%
% of Patients satisfied with the time they had to wait for an appointment	4	5	N/A	88.1%	89.5%	88.7%

* This is based on patients treated on this contract for their most recent course of treatment. Figures in italics indicate the base number of FP17s or Patient Questionnaire responses are less than 100. N/A is shown where the base number of responses is less than 10 during the period. % is calculated as Quantity/Base number*100

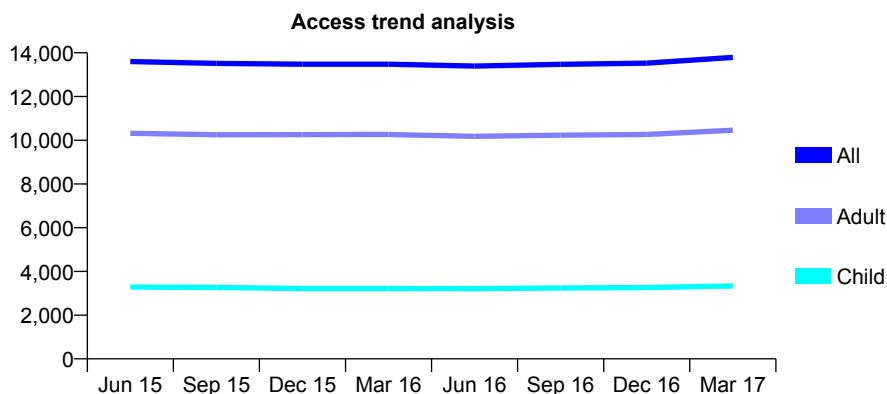
Q46 - Vital Signs At a Glance Contract Report for 918059/0001 - March 2017

Name or company name	MR JP BECKER-LE CERF
Contract type name	GDS Contract
Purpose of contract	General
Contract start date	01/04/2006
Contract end date	

16/17 Contracted general activity (UDA)	39,600
Carry forward general activity (UDA)	1,496
16/17 Contracted orthodontic activity (UOA)	0
Carry forward orthodontic activity (UOA)	0
Baseline contract value	£1,159,342.27

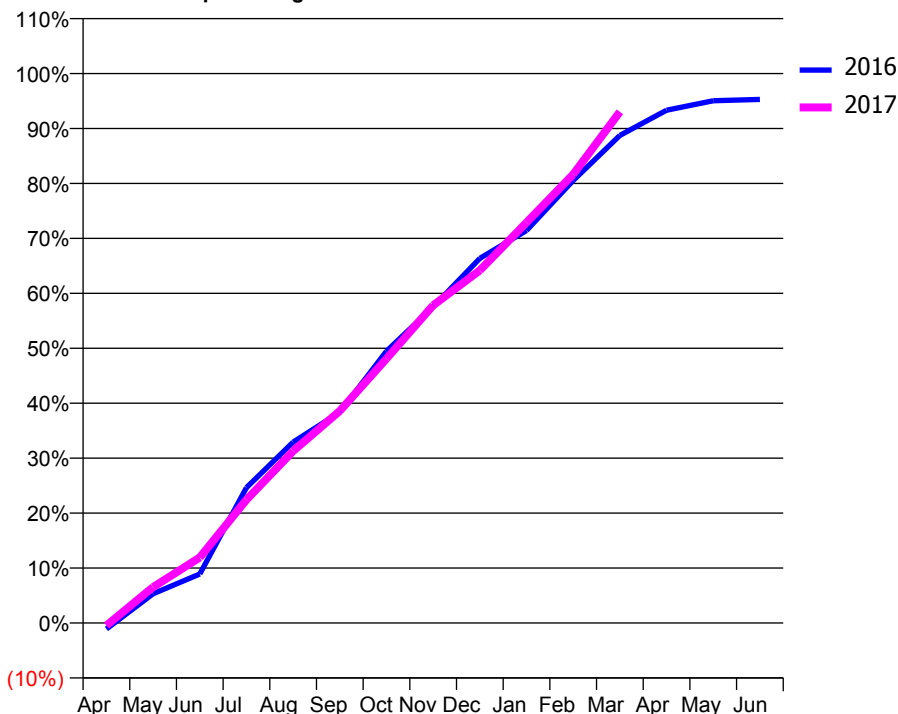
ACCESS*

Patients seen in 24 months	Total	Change since previous quarter
Quarter ending March 2016	13,481	
Quarter ending June 2016	13,390	→
Quarter ending September 2016	13,475	→
Quarter ending December 2016	13,529	→
Quarter ending March 2017	13,787	→
Variance since March 2016	2.3%	↑



ACTIVITY

Cumulative percentage of contracted UDA delivered 2016 & 2017



Month	2016	2017
April	-439	-186
May	2,113	2,586
June	3,533	4,726
July	9,762	8,887
August	13,034	12,389
September	15,198	15,288
October	19,593	19,053
November	22,785	22,898
December	26,277	25,414
January	28,290	28,865
February	31,887	32,327
March	35,139	36,841
April	36,950	
May	37,637	
June	37,731	

QUALITY

	Quantity	Base Number	Contract	AT	Region	England
% of FP17s for the same patient ID Re-attending within 3 months - Children	997	5,616	17.8%	12.9%	13.3%	12.3%
% of FP17s for the same patient ID Re-attending within 3 months - Adults	2,322	13,408	17.3%	17.6%	17.3%	16.7%
% of FP17s for the same patient ID Re-attending between 3 & 9 months - Children	2,744	5,616	48.9%	56.2%	58.9%	57.6%
% of FP17s for the same patient ID Re-attending between 3 & 9 months - Adults	5,336	13,408	39.8%	49.9%	52.2%	50.1%
% of FP17s for Band 1 Urgent Courses	1,434	17,994	8.0%	10.4%	9.2%	9.1%
% of FP17s Relating to Free Repair or Replacements	264	17,994	1.5%	0.9%	1.0%	0.8%
% of FP17s Relating to Continuations	617	17,994	3.4%	1.3%	1.4%	1.2%
% of Patients satisfied with the dentistry they have received	13	13	100.0%	92.1%	93.1%	92.8%
% of Patients satisfied with the time they had to wait for an appointment	12	13	92.3%	88.1%	89.5%	88.7%

* This is based on patients treated on this contract for their most recent course of treatment. Figures in italics indicate the base number of FP17s or Patient Questionnaire responses are less than 100. N/A is shown where the base number of responses is less than 10 during the period. % is calculated as Quantity/Base number*100

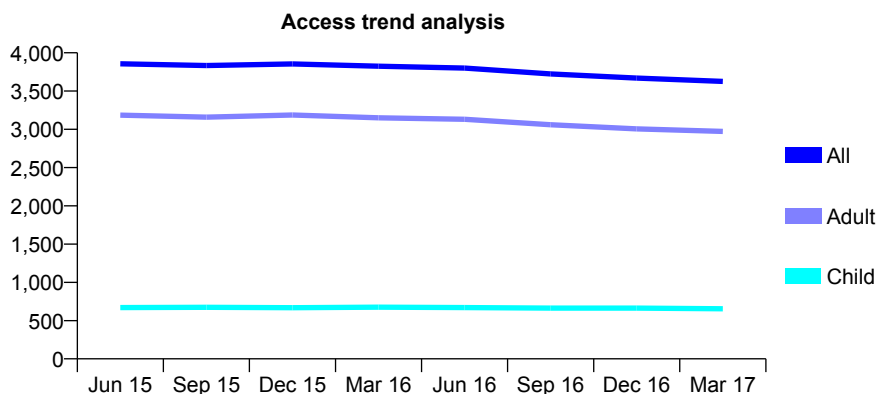
Q46 - Vital Signs At a Glance Contract Report for 918113/0001 - March 2017

Name or company name	MR JA LEE
Contract type name	GDS Contract
Purpose of contract	General
Contract start date	01/04/2006
Contract end date	

16/17 Contracted general activity (UDA)	10,653
Carry forward general activity (UDA)	-148
16/17 Contracted orthodontic activity (UOA)	0
Carry forward orthodontic activity (UOA)	0
Baseline contract value	£327,591.89

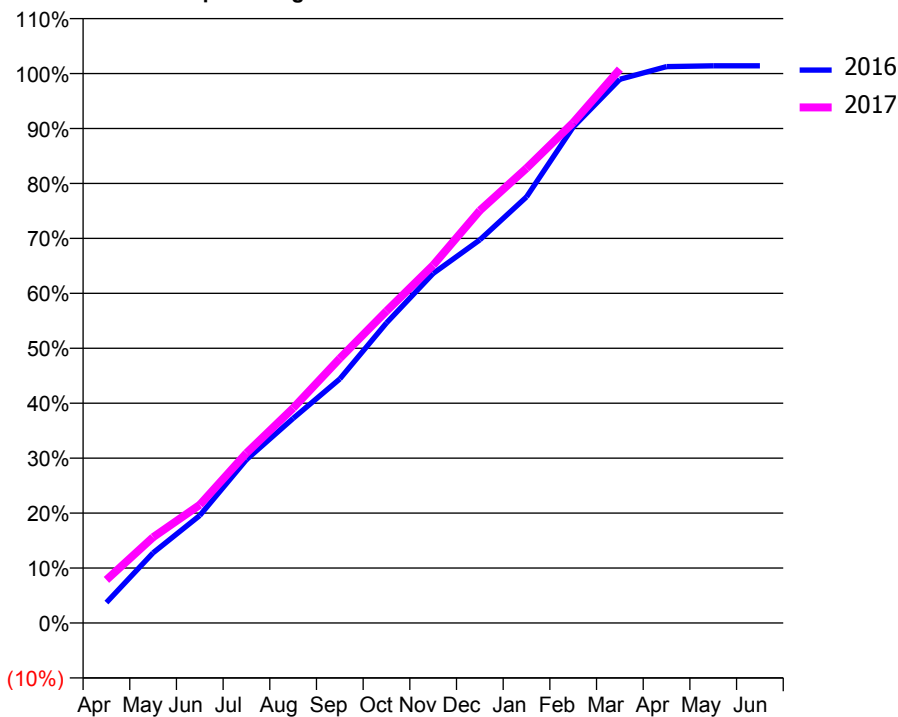
ACCESS*

Patients seen in 24 months	Total	Change since previous quarter
Quarter ending March 2016	3,825	
Quarter ending June 2016	3,801	→
Quarter ending September 2016	3,724	↓
Quarter ending December 2016	3,669	↓
Quarter ending March 2017	3,627	↓
Variance since March 2016	(5.2%)	↓



ACTIVITY

Cumulative percentage of contracted UDA delivered 2016 & 2017



Month	Adjusted Scheduled Activity (UDA)	
	2016	2017
April	397	836
May	1,361	1,663
June	2,084	2,292
July	3,168	3,294
August	3,966	4,166
September	4,733	5,131
October	5,817	6,049
November	6,776	6,938
December	7,428	7,996
January	8,262	8,817
February	9,616	9,700
March	10,541	10,737
April	10,787	
May	10,801	
June	10,801	

QUALITY

	Quantity	Base Number	Contract	AT	Region	England
% of FP17s for the same patient ID Re-attending within 3 months - Children	191	1,236	15.5%	12.9%	13.3%	12.3%
% of FP17s for the same patient ID Re-attending within 3 months - Adults	1,003	4,209	23.8%	17.6%	17.3%	16.7%
% of FP17s for the same patient ID Re-attending between 3 & 9 months - Children	777	1,236	62.9%	56.2%	58.9%	57.6%
% of FP17s for the same patient ID Re-attending between 3 & 9 months - Adults	1,750	4,209	41.6%	49.9%	52.2%	50.1%
% of FP17s for Band 1 Urgent Courses	1,020	5,306	19.2%	10.4%	9.2%	9.1%
% of FP17s Relating to Free Repair or Replacements	153	5,306	2.9%	0.9%	1.0%	0.8%
% of FP17s Relating to Continuations	42	5,306	0.8%	1.3%	1.4%	1.2%
% of Patients satisfied with the dentistry they have received	5	5	N/A	92.1%	93.1%	92.8%
% of Patients satisfied with the time they had to wait for an appointment	5	5	N/A	88.1%	89.5%	88.7%

* This is based on patients treated on this contract for their most recent course of treatment. Figures in italics indicate the base number of FP17s or Patient Questionnaire responses are less than 100. N/A is shown where the base number of responses is less than 10 during the period. % is calculated as Quantity/Base number*100

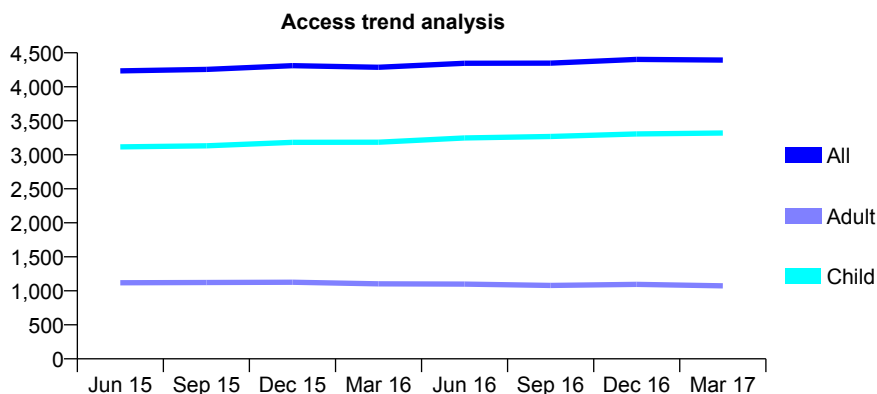
Q46 - Vital Signs At a Glance Contract Report for 919160/0002 - March 2017

Name or company name	MR CH HEWITT
Contract type name	GDS Contract
Purpose of contract	General and Orthodontic
Contract start date	01/02/2011
Contract end date	

16/17 Contracted general activity (UDA)	14,632
Carry forward general activity (UDA)	0
16/17 Contracted orthodontic activity (UOA)	1,564
Carry forward orthodontic activity (UOA)	57
Baseline contract value	£462,346.22

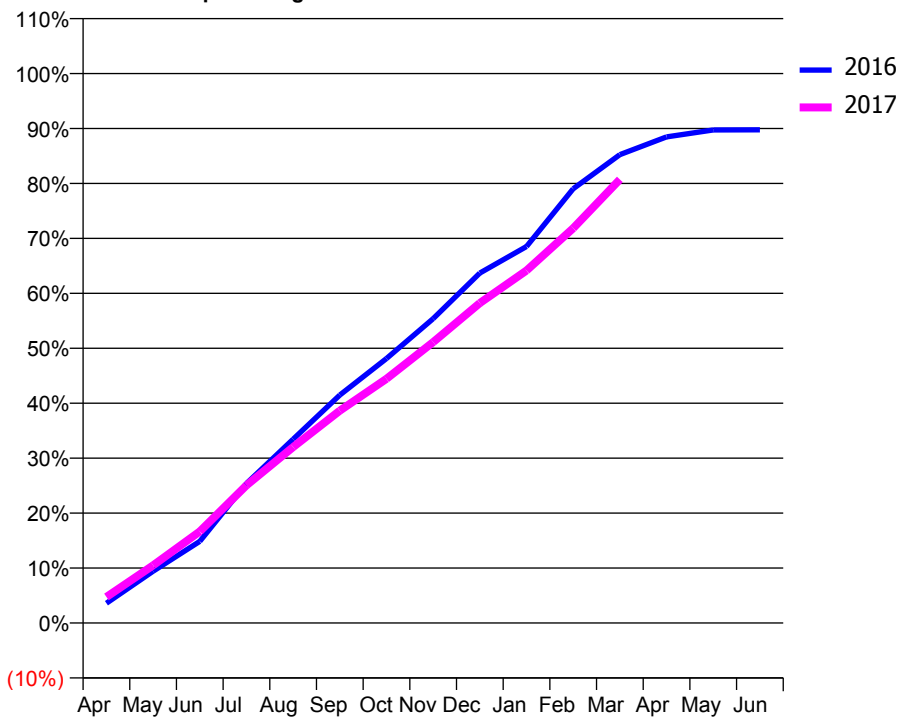
ACCESS*

Patients seen in 24 months	Total	Change since previous quarter
Quarter ending March 2016	4,288	
Quarter ending June 2016	4,347	→
Quarter ending September 2016	4,348	→
Quarter ending December 2016	4,402	→
Quarter ending March 2017	4,394	→
Variance since March 2016	2.5%	↑



ACTIVITY

Cumulative percentage of contracted UDA delivered 2016 & 2017



Month	Adjusted Scheduled Activity (UDA)	
	2016	2017
April	528	696
May	1,378	1,536
June	2,174	2,439
July	3,717	3,667
August	4,896	4,684
September	6,071	5,654
October	7,045	6,502
November	8,106	7,481
December	9,318	8,521
January	10,024	9,386
February	11,564	10,513
March	12,473	11,810
April	12,943	
May	13,130	
June	13,131	

QUALITY

	Quantity	Base Number	Contract	AT	Region	England
% of FP17s for the same patient ID Re-attending within 3 months - Children	1,069	6,180	17.3%	12.9%	13.3%	12.3%
% of FP17s for the same patient ID Re-attending within 3 months - Adults	361	1,359	26.6%	17.6%	17.3%	16.7%
% of FP17s for the same patient ID Re-attending between 3 & 9 months - Children	3,771	6,180	61.0%	56.2%	58.9%	57.6%
% of FP17s for the same patient ID Re-attending between 3 & 9 months - Adults	709	1,359	52.2%	49.9%	52.2%	50.1%
% of FP17s for Band 1 Urgent Courses	584	6,997	8.3%	10.4%	9.2%	9.1%
% of FP17s Relating to Free Repair or Replacements	0	6,997	0.0%	0.9%	1.0%	0.8%
% of FP17s Relating to Continuations	0	6,997	0.0%	1.3%	1.4%	1.2%
% of Patients satisfied with the dentistry they have received	2	2	N/A	92.1%	93.1%	92.8%
% of Patients satisfied with the time they had to wait for an appointment	1	2	N/A	88.1%	89.5%	88.7%

* This is based on patients treated on this contract for their most recent course of treatment. Figures in italics indicate the base number of FP17s or Patient Questionnaire responses are less than 100. N/A is shown where the base number of responses is less than 10 during the period. % is calculated as Quantity/Base number*100

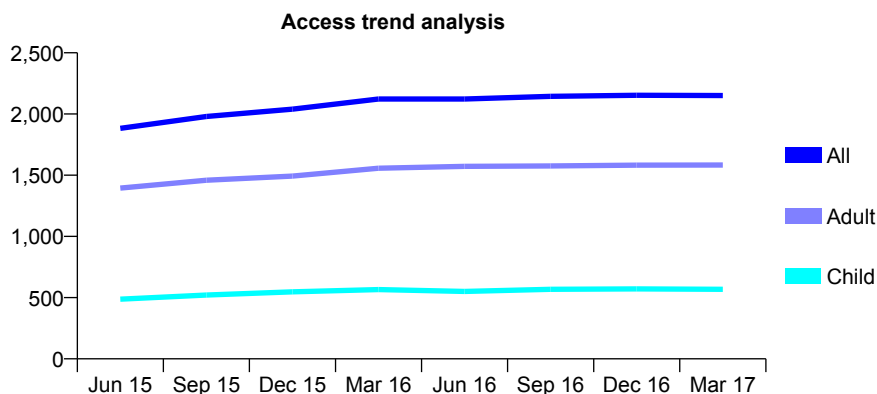
Q46 - Vital Signs At a Glance Contract Report for 919926/0001 - March 2017

Name or company name	MR DP FLATTERY
Contract type name	GDS Contract
Purpose of contract	General
Contract start date	29/04/2010
Contract end date	

16/17 Contracted general activity (UDA)	5,922
Carry forward general activity (UDA)	-118
16/17 Contracted orthodontic activity (UOA)	0
Carry forward orthodontic activity (UOA)	0
Baseline contract value	£144,776.64

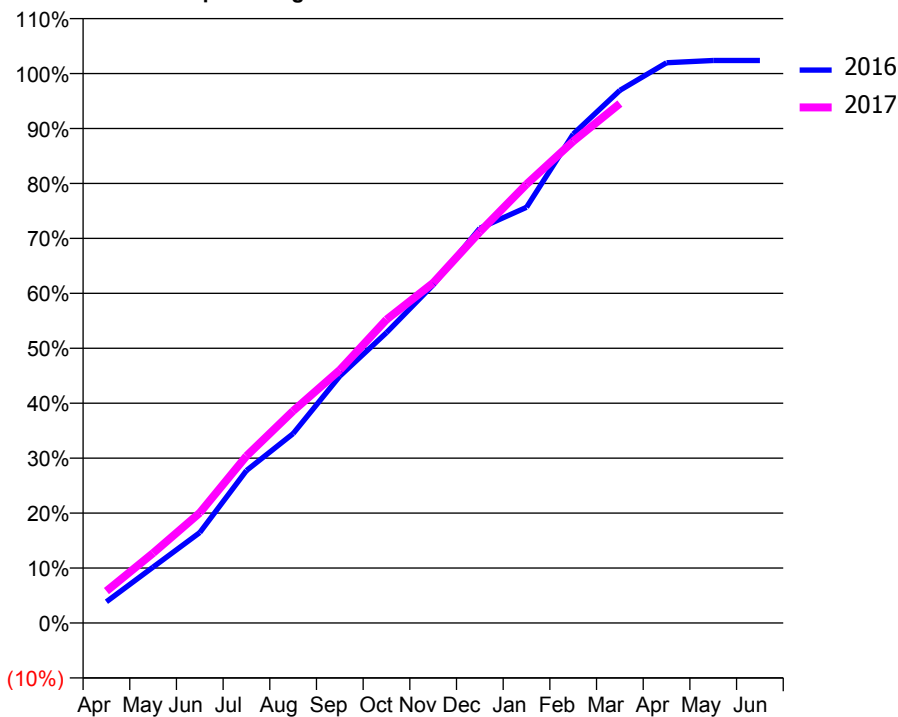
ACCESS*

Patients seen in 24 months	Total	Change since previous quarter
Quarter ending March 2016	2,123	
Quarter ending June 2016	2,123	→
Quarter ending September 2016	2,144	→
Quarter ending December 2016	2,153	→
Quarter ending March 2017	2,151	→
Variance since March 2016	1.3%	→



ACTIVITY

Cumulative percentage of contracted UDA delivered 2016 & 2017



Month	Adjusted Scheduled Activity (UDA)	
	2016	2017
April	240	344
May	631	753
June	1,021	1,188
July	1,721	1,799
August	2,138	2,285
September	2,786	2,727
October	3,277	3,270
November	3,816	3,665
December	4,455	4,215
January	4,692	4,729
February	5,519	5,192
March	6,012	5,598
April	6,324	
May	6,349	
June	6,349	

QUALITY

	Quantity	Base Number	Contract	AT	Region	England
% of FP17s for the same patient ID Re-attending within 3 months - Children	51	924	5.5%	12.9%	13.3%	12.3%
% of FP17s for the same patient ID Re-attending within 3 months - Adults	408	2,627	15.5%	17.6%	17.3%	16.7%
% of FP17s for the same patient ID Re-attending between 3 & 9 months - Children	609	924	65.9%	56.2%	58.9%	57.6%
% of FP17s for the same patient ID Re-attending between 3 & 9 months - Adults	1,653	2,627	62.9%	49.9%	52.2%	50.1%
% of FP17s for Band 1 Urgent Courses	156	3,361	4.6%	10.4%	9.2%	9.1%
% of FP17s Relating to Free Repair or Replacements	14	3,361	0.4%	0.9%	1.0%	0.8%
% of FP17s Relating to Continuations	114	3,361	3.4%	1.3%	1.4%	1.2%
% of Patients satisfied with the dentistry they have received	2	3	N/A	92.1%	93.1%	92.8%
% of Patients satisfied with the time they had to wait for an appointment	3	3	N/A	88.1%	89.5%	88.7%

* This is based on patients treated on this contract for their most recent course of treatment. Figures in italics indicate the base number of FP17s or Patient Questionnaire responses are less than 100. N/A is shown where the base number of responses is less than 10 during the period. % is calculated as Quantity/Base number*100

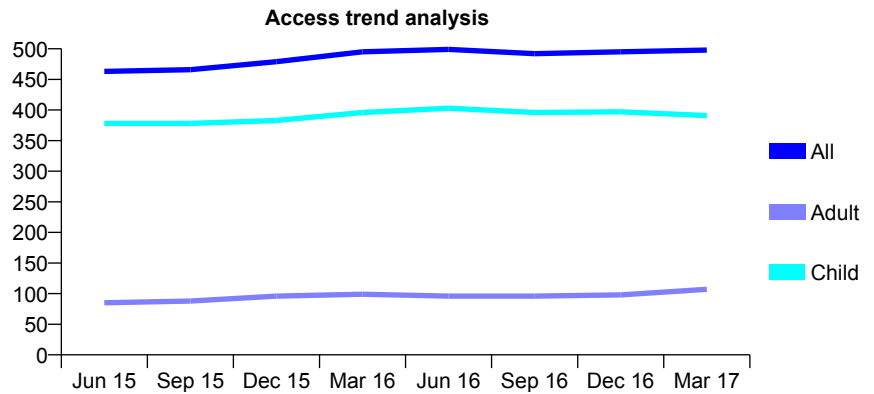
Q46 - Vital Signs At a Glance Contract Report for 919942/0001 - March 2017

Name or company name	MR N NAEEM
Contract type name	GDS Contract
Purpose of contract	General
Contract start date	01/04/2006
Contract end date	

16/17 Contracted general activity (UDA)	1,500
Carry forward general activity (UDA)	44
16/17 Contracted orthodontic activity (UOA)	0
Carry forward orthodontic activity (UOA)	0
Baseline contract value	£35,367.71

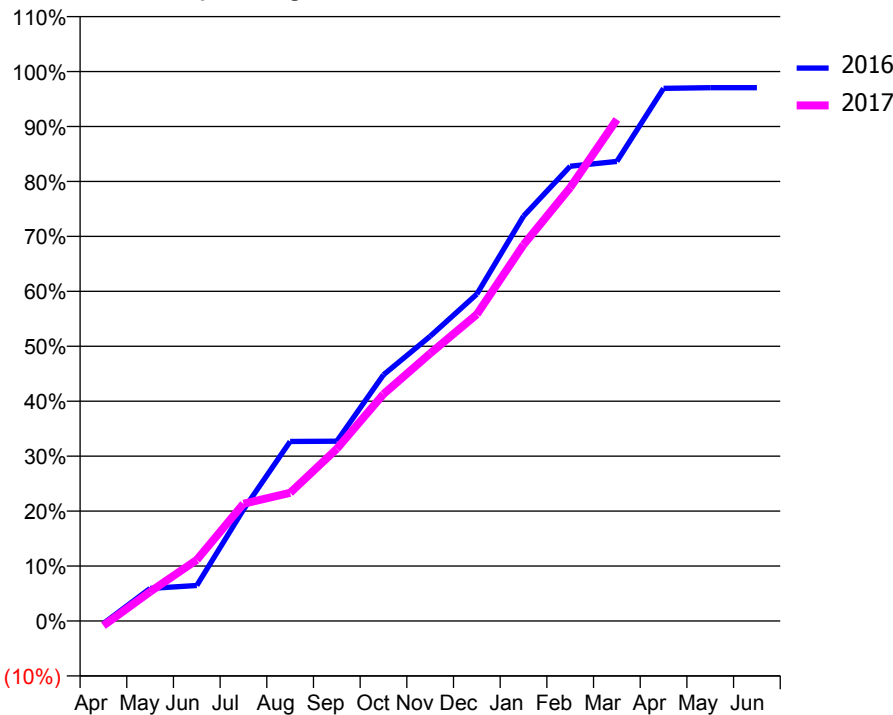
ACCESS*

Patients seen in 24 months	Total	Change since previous quarter
Quarter ending March 2016	495	
Quarter ending June 2016	499	→
Quarter ending September 2016	492	↓
Quarter ending December 2016	495	→
Quarter ending March 2017	498	→
Variance since March 2016	0.6%	→



ACTIVITY

Cumulative percentage of contracted UDA delivered 2016 & 2017



Month	Adjusted Scheduled Activity (UDA)	
	2016	2017
April	-7	-13
May	89	80
June	97	167
July	304	320
August	490	350
September	491	470
October	672	619
November	777	730
December	892	837
January	1,105	1,027
February	1,242	1,183
March	1,255	1,369
April	1,454	
May	1,456	
June	1,456	

QUALITY

	Quantity	Base Number	Contract	AT	Region	England
% of FP17s for the same patient ID Re-attending within 3 months - Children	235	1,098	21.4%	12.9%	13.3%	12.3%
% of FP17s for the same patient ID Re-attending within 3 months - Adults	12	70	17.1%	17.6%	17.3%	16.7%
% of FP17s for the same patient ID Re-attending between 3 & 9 months - Children	719	1,098	65.5%	56.2%	58.9%	57.6%
% of FP17s for the same patient ID Re-attending between 3 & 9 months - Adults	31	70	44.3%	49.9%	52.2%	50.1%
% of FP17s for Band 1 Urgent Courses	1	1,004	0.1%	10.4%	9.2%	9.1%
% of FP17s Relating to Free Repair or Replacements	0	1,004	0.0%	0.9%	1.0%	0.8%
% of FP17s Relating to Continuations	0	1,004	0.0%	1.3%	1.4%	1.2%
% of Patients satisfied with the dentistry they have received	0	0	N/A	92.1%	93.1%	92.8%
% of Patients satisfied with the time they had to wait for an appointment	0	0	N/A	88.1%	89.5%	88.7%

* This is based on patients treated on this contract for their most recent course of treatment. Figures in italics indicate the base number of FP17s or Patient Questionnaire responses are less than 100. N/A is shown where the base number of responses is less than 10 during the period. % is calculated as Quantity/Base number*100

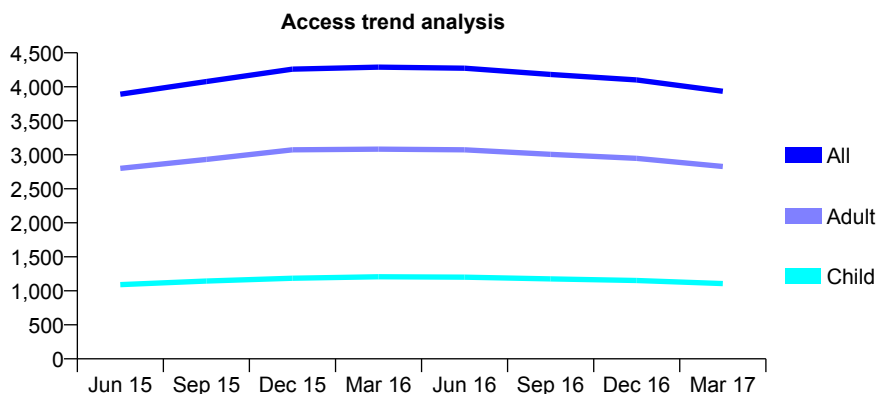
Q46 - Vital Signs At a Glance Contract Report for 920037/0001 - March 2017

Name or company name	MR C EDWARDS
Contract type name	GDS Contract
Purpose of contract	General
Contract start date	01/04/2012
Contract end date	

16/17 Contracted general activity (UDA)	12,209
Carry forward general activity (UDA)	291
16/17 Contracted orthodontic activity (UOA)	0
Carry forward orthodontic activity (UOA)	0
Baseline contract value	£365,023.30

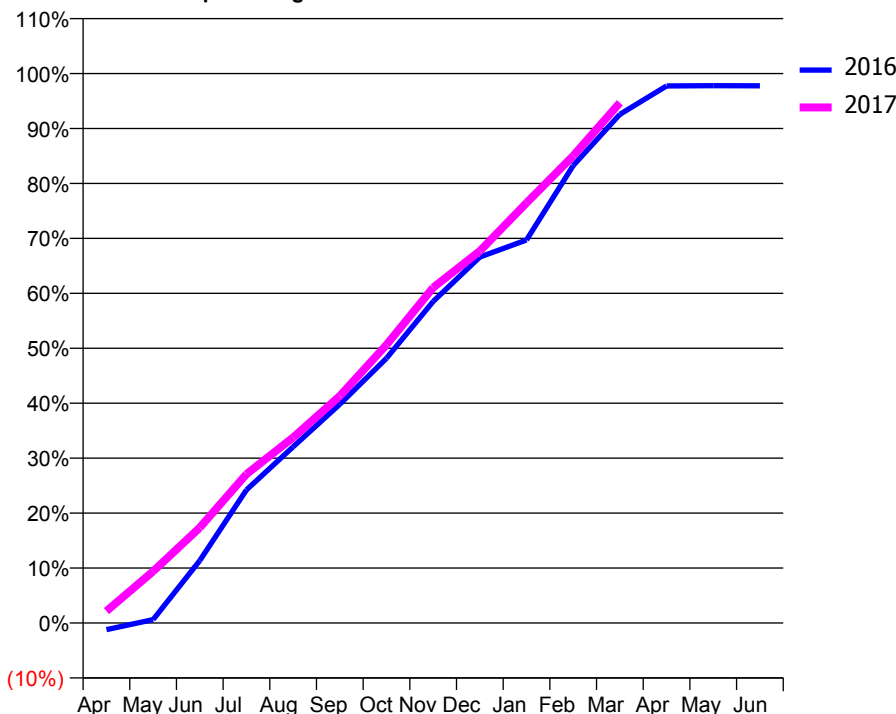
ACCESS*

Patients seen in 24 months	Total	Change since previous quarter
Quarter ending March 2016	4,290	
Quarter ending June 2016	4,274	→
Quarter ending September 2016	4,182	↓
Quarter ending December 2016	4,101	↓
Quarter ending March 2017	3,935	↓
Variance since March 2016	(8.3%)	↓



ACTIVITY

Cumulative percentage of contracted UDA delivered 2016 & 2017



Month	Adjusted Scheduled Activity (UDA)	
	2016	2017
April	-160	265
May	79	1,149
June	1,475	2,119
July	3,146	3,309
August	4,163	4,122
September	5,168	5,044
October	6,253	6,181
November	7,594	7,452
December	8,646	8,264
January	9,048	9,335
February	10,803	10,380
March	12,013	11,559
April	12,685	
May	12,691	
June	12,688	

QUALITY

	Quantity	Base Number	Contract	AT	Region	England
% of FP17s for the same patient ID Re-attending within 3 months - Children	133	1,806	7.4%	12.9%	13.3%	12.3%
% of FP17s for the same patient ID Re-attending within 3 months - Adults	632	3,869	16.3%	17.6%	17.3%	16.7%
% of FP17s for the same patient ID Re-attending between 3 & 9 months - Children	1,192	1,806	66.0%	56.2%	58.9%	57.6%
% of FP17s for the same patient ID Re-attending between 3 & 9 months - Adults	1,904	3,869	49.2%	49.9%	52.2%	50.1%
% of FP17s for Band 1 Urgent Courses	567	5,426	10.4%	10.4%	9.2%	9.1%
% of FP17s Relating to Free Repair or Replacements	35	5,426	0.6%	0.9%	1.0%	0.8%
% of FP17s Relating to Continuations	41	5,426	0.8%	1.3%	1.4%	1.2%
% of Patients satisfied with the dentistry they have received	6	7	N/A	92.1%	93.1%	92.8%
% of Patients satisfied with the time they had to wait for an appointment	6	7	N/A	88.1%	89.5%	88.7%

* This is based on patients treated on this contract for their most recent course of treatment. Figures in italics indicate the base number of FP17s or Patient Questionnaire responses are less than 100. N/A is shown where the base number of responses is less than 10 during the period. % is calculated as Quantity/Base number*100

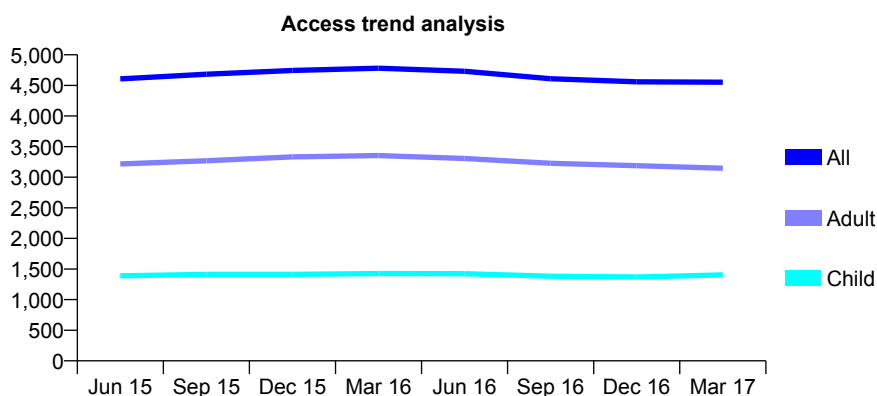
Q46 - Vital Signs At a Glance Contract Report for 920932/0001 - March 2017

Name or company name	MR AM ENTWISTLE
Contract type name	GDS Contract
Purpose of contract	General
Contract start date	01/04/2006
Contract end date	

16/17 Contracted general activity (UDA)	16,128
Carry forward general activity (UDA)	47
16/17 Contracted orthodontic activity (UOA)	0
Carry forward orthodontic activity (UOA)	0
Baseline contract value	£388,427.27

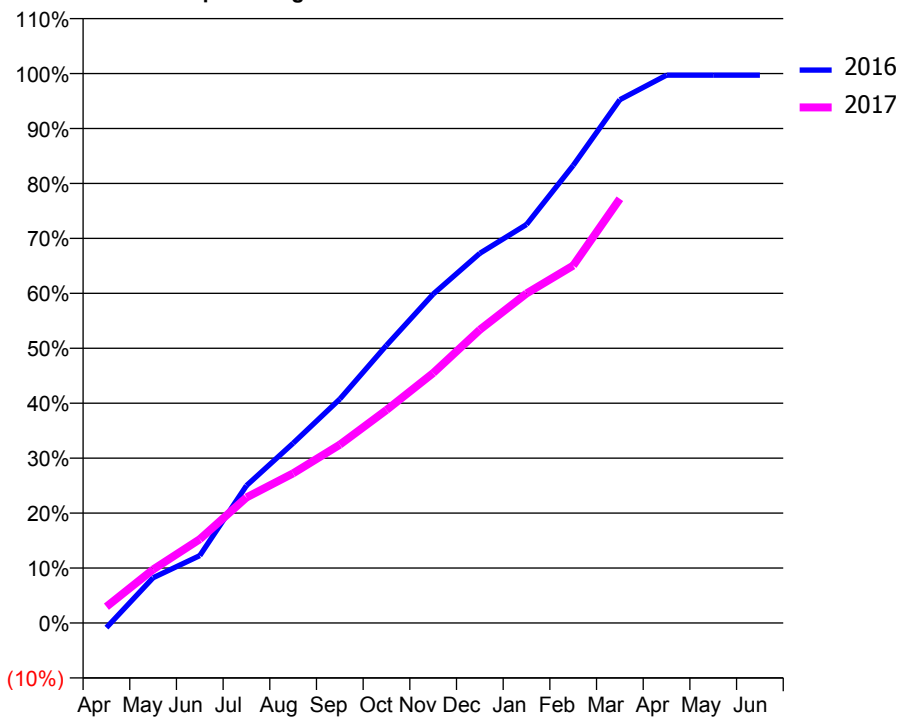
ACCESS*

Patients seen in 24 months	Total	Change since previous quarter
Quarter ending March 2016	4,781	
Quarter ending June 2016	4,730	↓
Quarter ending September 2016	4,610	↓
Quarter ending December 2016	4,558	↓
Quarter ending March 2017	4,553	→
Variance since March 2016	(4.8%)	↓



ACTIVITY

Cumulative percentage of contracted UDA delivered 2016 & 2017



Month	Adjusted Scheduled Activity (UDA)	
	2016	2017
April	-138	480
May	1,329	1,571
June	1,980	2,460
July	4,032	3,686
August	5,279	4,393
September	6,573	5,234
October	8,150	6,253
November	9,652	7,338
December	10,852	8,609
January	11,696	9,675
February	13,430	10,490
March	15,360	12,450
April	16,081	
May	16,081	
June	16,081	

QUALITY

	Quantity	Base Number	Contract	AT	Region	England
% of FP17s for the same patient ID Re-attending within 3 months - Children	45	1,429	3.1%	12.9%	13.3%	12.3%
% of FP17s for the same patient ID Re-attending within 3 months - Adults	299	3,032	9.9%	17.6%	17.3%	16.7%
% of FP17s for the same patient ID Re-attending between 3 & 9 months - Children	509	1,429	35.6%	56.2%	58.9%	57.6%
% of FP17s for the same patient ID Re-attending between 3 & 9 months - Adults	1,237	3,032	40.8%	49.9%	52.2%	50.1%
% of FP17s for Band 1 Urgent Courses	142	4,216	3.4%	10.4%	9.2%	9.1%
% of FP17s Relating to Free Repair or Replacements	60	4,216	1.4%	0.9%	1.0%	0.8%
% of FP17s Relating to Continuations	61	4,216	1.4%	1.3%	1.4%	1.2%
% of Patients satisfied with the dentistry they have received	6	6	N/A	92.1%	93.1%	92.8%
% of Patients satisfied with the time they had to wait for an appointment	4	6	N/A	88.1%	89.5%	88.7%

* This is based on patients treated on this contract for their most recent course of treatment. Figures in italics indicate the base number of FP17s or Patient Questionnaire responses are less than 100. N/A is shown where the base number of responses is less than 10 during the period. % is calculated as Quantity/Base number*100

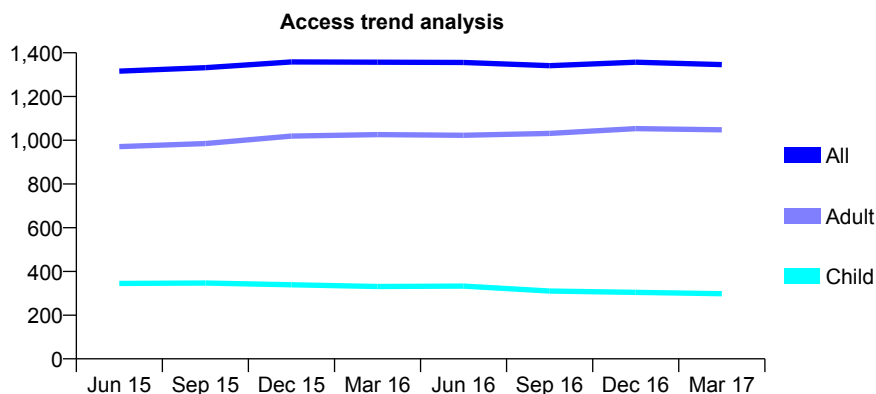
Q46 - Vital Signs At a Glance Contract Report for 921203/0001 - March 2017

Name or company name	MRS KV DISS
Contract type name	GDS Contract
Purpose of contract	General
Contract start date	01/04/2006
Contract end date	

16/17 Contracted general activity (UDA)	3,718
Carry forward general activity (UDA)	0
16/17 Contracted orthodontic activity (UOA)	0
Carry forward orthodontic activity (UOA)	0
Baseline contract value	£90,894.89

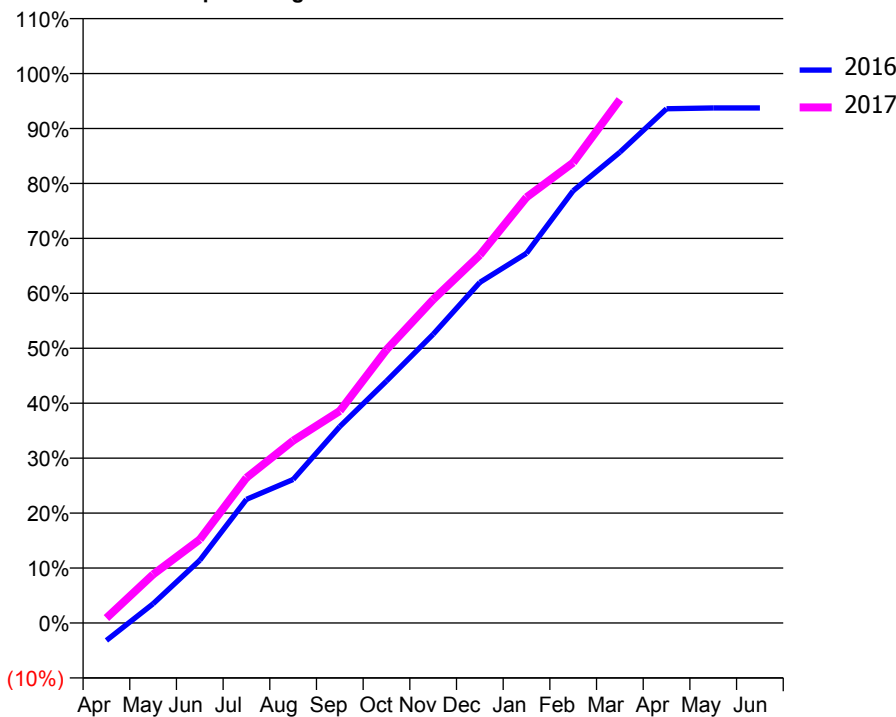
ACCESS*

Patients seen in 24 months	Total	Change since previous quarter
Quarter ending March 2016	1,357	
Quarter ending June 2016	1,356	→
Quarter ending September 2016	1,341	↓
Quarter ending December 2016	1,357	→
Quarter ending March 2017	1,346	→
Variance since March 2016	(0.8%)	→



ACTIVITY

Cumulative percentage of contracted UDA delivered 2016 & 2017



Adjusted Scheduled Activity (UDA)

Month	2016	2017
April	-119	33
May	130	329
June	424	565
July	837	983
August	971	1,233
September	1,329	1,435
October	1,637	1,849
November	1,954	2,188
December	2,304	2,490
January	2,501	2,881
February	2,924	3,115
March	3,186	3,541
April	3,480	
May	3,485	
June	3,485	

QUALITY

	Quantity	Base Number	Contract	AT	Region	England
% of FP17s for the same patient ID Re-attending within 3 months - Children	35	511	6.8%	12.9%	13.3%	12.3%
% of FP17s for the same patient ID Re-attending within 3 months - Adults	334	1,832	18.2%	17.6%	17.3%	16.7%
% of FP17s for the same patient ID Re-attending between 3 & 9 months - Children	347	511	67.9%	56.2%	58.9%	57.6%
% of FP17s for the same patient ID Re-attending between 3 & 9 months - Adults	1,136	1,832	62.0%	49.9%	52.2%	50.1%
% of FP17s for Band 1 Urgent Courses	180	2,182	8.2%	10.4%	9.2%	9.1%
% of FP17s Relating to Free Repair or Replacements	43	2,182	2.0%	0.9%	1.0%	0.8%
% of FP17s Relating to Continuations	22	2,182	1.0%	1.3%	1.4%	1.2%
% of Patients satisfied with the dentistry they have received	9	9	N/A	92.1%	93.1%	92.8%
% of Patients satisfied with the time they had to wait for an appointment	9	9	N/A	88.1%	89.5%	88.7%

* This is based on patients treated on this contract for their most recent course of treatment. Figures in italics indicate the base number of FP17s or Patient Questionnaire responses are less than 100. N/A is shown where the base number of responses is less than 10 during the period. % is calculated as Quantity/Base number*100

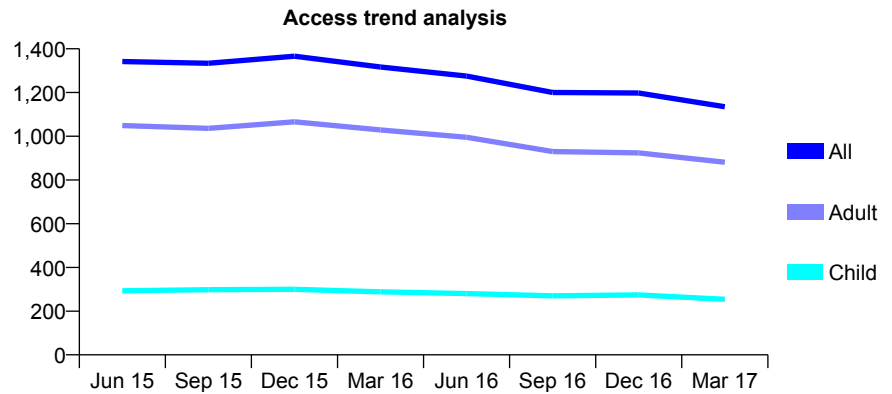
Q46 - Vital Signs At a Glance Contract Report for 927066/0001 - March 2017

Name or company name	MR K SEDEHIZADEH
Contract type name	GDS Contract
Purpose of contract	General
Contract start date	01/04/2006
Contract end date	

16/17 Contracted general activity (UDA)	4,078
Carry forward general activity (UDA)	32
16/17 Contracted orthodontic activity (UOA)	0
Carry forward orthodontic activity (UOA)	0
Baseline contract value	£127,891.77

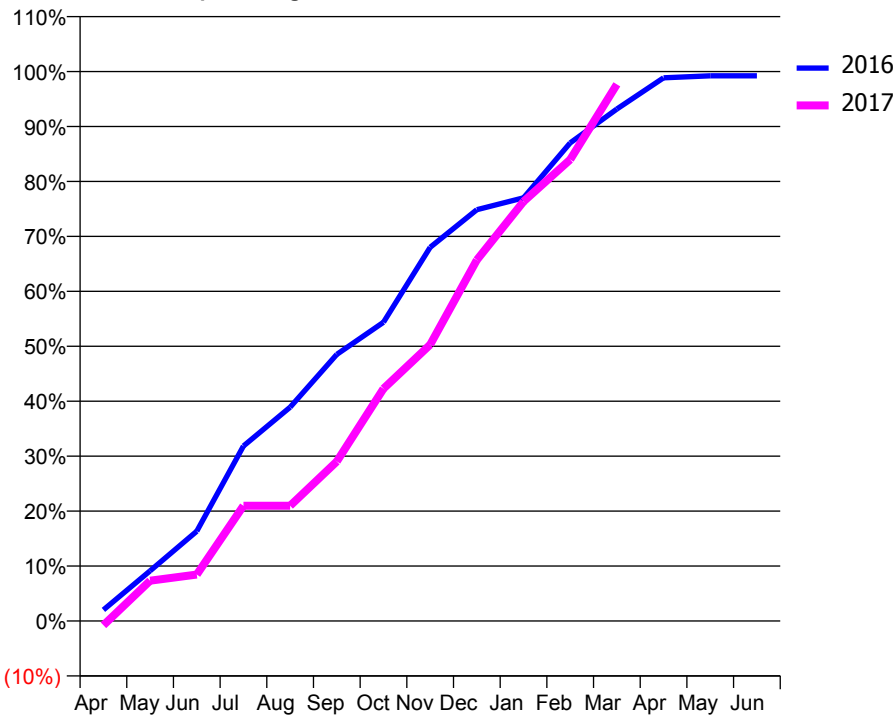
ACCESS*

Patients seen in 24 months	Total	Change since previous quarter
Quarter ending March 2016	1,317	
Quarter ending June 2016	1,275	↓
Quarter ending September 2016	1,200	↓
Quarter ending December 2016	1,198	→
Quarter ending March 2017	1,135	↓
Variance since March 2016	(13.8%)	↓



ACTIVITY

Cumulative percentage of contracted UDA delivered 2016 & 2017



Month	Adjusted Scheduled Activity (UDA)	
	2016	2017
April	83	-32
May	373	299
June	666	345
July	1,299	856
August	1,587	856
September	1,979	1,184
October	2,217	1,724
November	2,774	2,051
December	3,053	2,680
January	3,140	3,113
February	3,548	3,425
March	3,800	3,983
April	4,032	
May	4,046	
June	4,046	

QUALITY

	Quantity	Base Number	Contract	AT	Region	England
% of FP17s for the same patient ID Re-attending within 3 months - Children	20	311	6.4%	12.9%	13.3%	12.3%
% of FP17s for the same patient ID Re-attending within 3 months - Adults	211	1,095	19.3%	17.6%	17.3%	16.7%
% of FP17s for the same patient ID Re-attending between 3 & 9 months - Children	150	311	48.2%	56.2%	58.9%	57.6%
% of FP17s for the same patient ID Re-attending between 3 & 9 months - Adults	327	1,095	29.9%	49.9%	52.2%	50.1%
% of FP17s for Band 1 Urgent Courses	208	1,318	15.8%	10.4%	9.2%	9.1%
% of FP17s Relating to Free Repair or Replacements	8	1,318	0.6%	0.9%	1.0%	0.8%
% of FP17s Relating to Continuations	27	1,318	2.0%	1.3%	1.4%	1.2%
% of Patients satisfied with the dentistry they have received	2	2	N/A	92.1%	93.1%	92.8%
% of Patients satisfied with the time they had to wait for an appointment	2	2	N/A	88.1%	89.5%	88.7%

* This is based on patients treated on this contract for their most recent course of treatment. Figures in italics indicate the base number of FP17s or Patient Questionnaire responses are less than 100. N/A is shown where the base number of responses is less than 10 during the period. % is calculated as Quantity/Base number*100

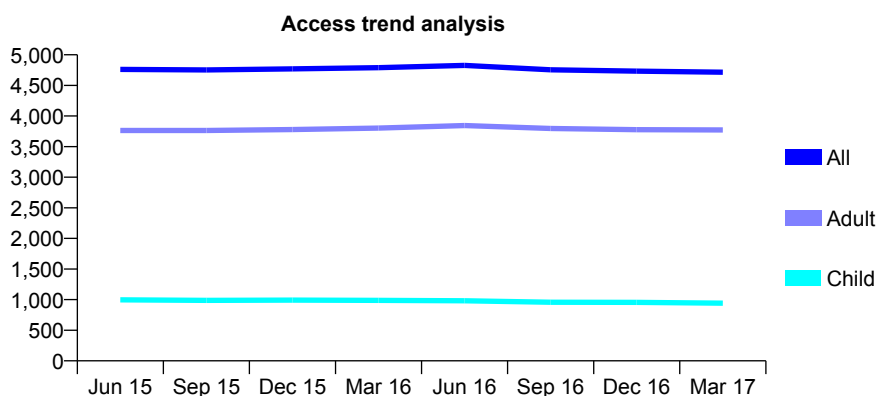
Q46 - Vital Signs At a Glance Contract Report for 931594/0001 - March 2017

Name or company name	MISS SL WATSON
Contract type name	GDS Contract
Purpose of contract	General
Contract start date	01/04/2006
Contract end date	

16/17 Contracted general activity (UDA)	14,492
Carry forward general activity (UDA)	111
16/17 Contracted orthodontic activity (UOA)	0
Carry forward orthodontic activity (UOA)	0
Baseline contract value	£339,071.43

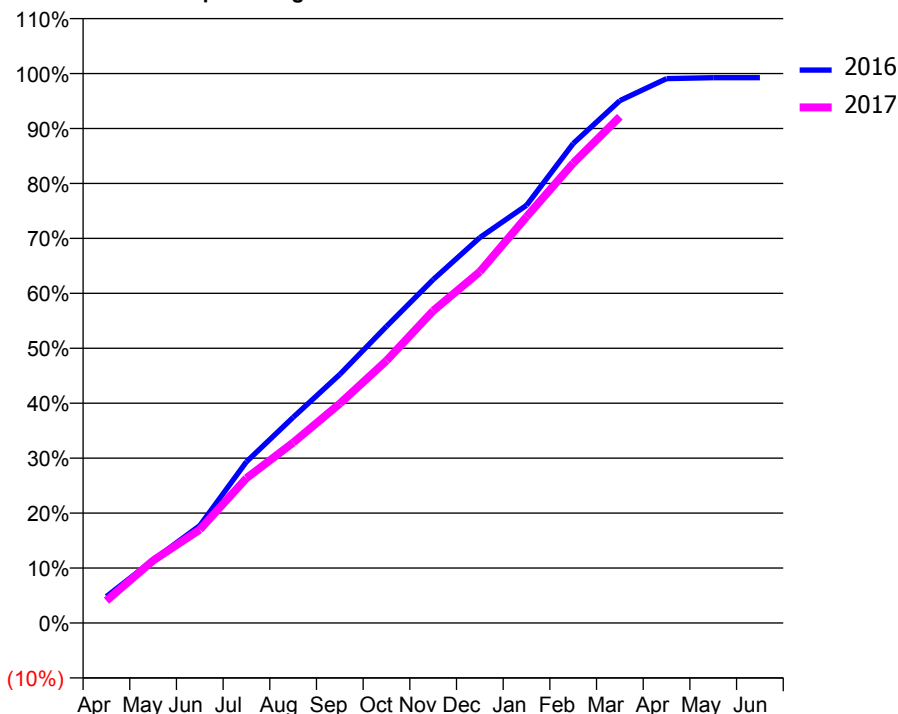
ACCESS*

Patients seen in 24 months	Total	Change since previous quarter
Quarter ending March 2016	4,789	
Quarter ending June 2016	4,826	→
Quarter ending September 2016	4,755	↓
Quarter ending December 2016	4,733	→
Quarter ending March 2017	4,715	→
Variance since March 2016	(1.5%)	↓



ACTIVITY

Cumulative percentage of contracted UDA delivered 2016 & 2017



Month	Adjusted Scheduled Activity (UDA)	
	2016	2017
April	698	588
May	1,660	1,647
June	2,570	2,464
July	4,252	3,821
August	5,425	4,755
September	6,558	5,785
October	7,823	6,920
November	9,058	8,233
December	10,165	9,265
January	11,017	10,714
February	12,644	12,127
March	13,775	13,351
April	14,357	
May	14,381	
June	14,381	

QUALITY

	Quantity	Base Number	Contract	AT	Region	England
% of FP17s for the same patient ID Re-attending within 3 months - Children	110	1,416	7.8%	12.9%	13.3%	12.3%
% of FP17s for the same patient ID Re-attending within 3 months - Adults	1,236	5,779	21.4%	17.6%	17.3%	16.7%
% of FP17s for the same patient ID Re-attending between 3 & 9 months - Children	959	1,416	67.7%	56.2%	58.9%	57.6%
% of FP17s for the same patient ID Re-attending between 3 & 9 months - Adults	3,067	5,779	53.1%	49.9%	52.2%	50.1%
% of FP17s for Band 1 Urgent Courses	791	6,842	11.6%	10.4%	9.2%	9.1%
% of FP17s Relating to Free Repair or Replacements	99	6,842	1.4%	0.9%	1.0%	0.8%
% of FP17s Relating to Continuations	214	6,842	3.1%	1.3%	1.4%	1.2%
% of Patients satisfied with the dentistry they have received	6	6	N/A	92.1%	93.1%	92.8%
% of Patients satisfied with the time they had to wait for an appointment	5	6	N/A	88.1%	89.5%	88.7%

* This is based on patients treated on this contract for their most recent course of treatment. Figures in italics indicate the base number of FP17s or Patient Questionnaire responses are less than 100. N/A is shown where the base number of responses is less than 10 during the period. % is calculated as Quantity/Base number*100

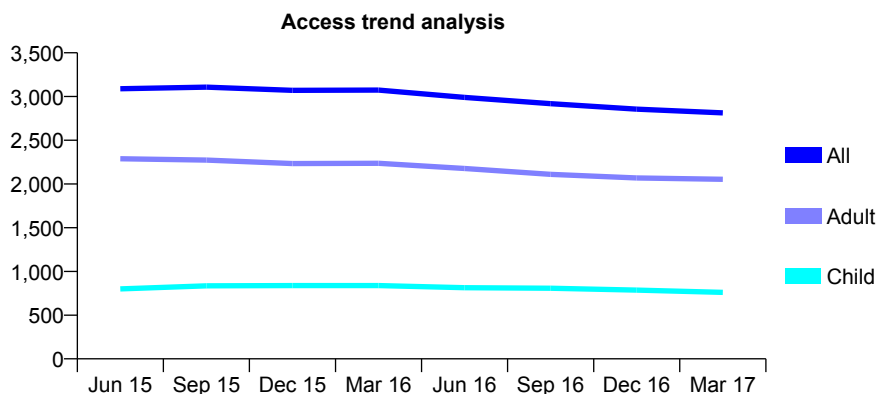
Q46 - Vital Signs At a Glance Contract Report for 932841/0001 - March 2017

Name or company name	MR HR HABIBI
Contract type name	GDS Contract
Purpose of contract	General
Contract start date	01/04/2006
Contract end date	

16/17 Contracted general activity (UDA)	9,416
Carry forward general activity (UDA)	-188
16/17 Contracted orthodontic activity (UOA)	0
Carry forward orthodontic activity (UOA)	0
Baseline contract value	£303,419.51

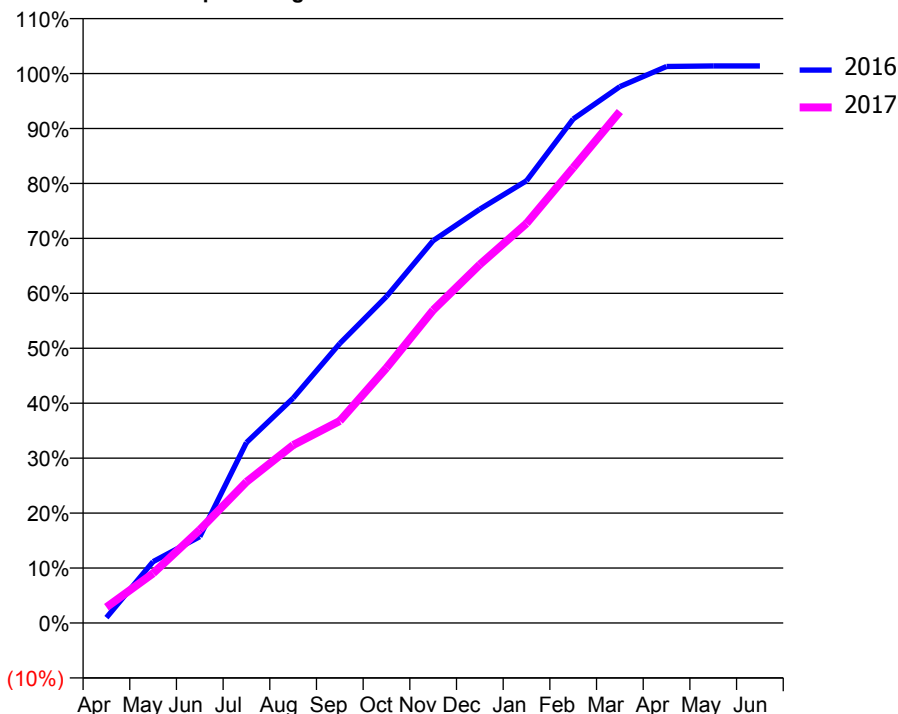
ACCESS*

Patients seen in 24 months	Total	Change since previous quarter
Quarter ending March 2016	3,074	
Quarter ending June 2016	2,990	↓
Quarter ending September 2016	2,918	↓
Quarter ending December 2016	2,855	↓
Quarter ending March 2017	2,813	↓
Variance since March 2016	(8.5%)	↓



ACTIVITY

Cumulative percentage of contracted UDA delivered 2016 & 2017



Adjusted Scheduled Activity (UDA)

Month	2016	2017
April	91	272
May	1,052	850
June	1,480	1,599
July	3,093	2,418
August	3,854	3,049
September	4,790	3,464
October	5,595	4,372
November	6,553	5,361
December	7,091	6,143
January	7,577	6,847
February	8,637	7,802
March	9,192	8,765
April	9,536	
May	9,546	
June	9,546	

QUALITY

	Quantity	Base Number	Contract	AT	Region	England
% of FP17s for the same patient ID Re-attending within 3 months - Children	172	1,070	16.1%	12.9%	13.3%	12.3%
% of FP17s for the same patient ID Re-attending within 3 months - Adults	643	2,944	21.8%	17.6%	17.3%	16.7%
% of FP17s for the same patient ID Re-attending between 3 & 9 months - Children	517	1,070	48.3%	56.2%	58.9%	57.6%
% of FP17s for the same patient ID Re-attending between 3 & 9 months - Adults	1,465	2,944	49.8%	49.9%	52.2%	50.1%
% of FP17s for Band 1 Urgent Courses	430	3,859	11.1%	10.4%	9.2%	9.1%
% of FP17s Relating to Free Repair or Replacements	48	3,859	1.2%	0.9%	1.0%	0.8%
% of FP17s Relating to Continuations	110	3,859	2.9%	1.3%	1.4%	1.2%
% of Patients satisfied with the dentistry they have received	3	3	N/A	92.1%	93.1%	92.8%
% of Patients satisfied with the time they had to wait for an appointment	3	3	N/A	88.1%	89.5%	88.7%

* This is based on patients treated on this contract for their most recent course of treatment. Figures in italics indicate the base number of FP17s or Patient Questionnaire responses are less than 100. N/A is shown where the base number of responses is less than 10 during the period. % is calculated as Quantity/Base number*100

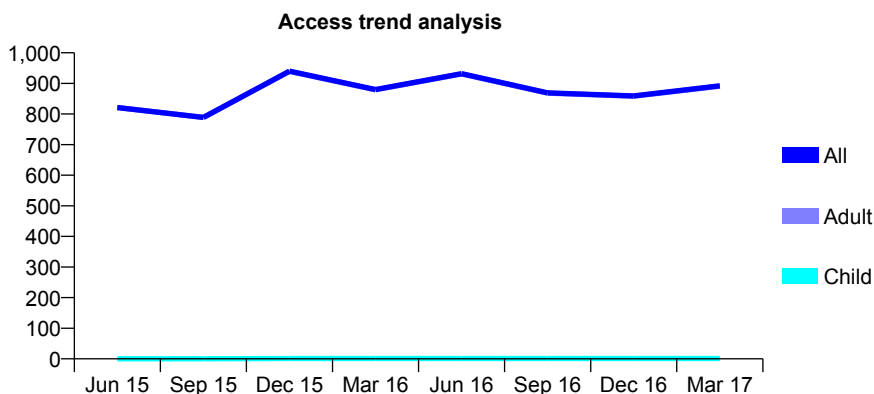
Q46 - Vital Signs At a Glance Contract Report for 935581/0001 - March 2017

Name or company name	MR MH AL-SHARKAWI
Contract type name	GDS Contract
Purpose of contract	General
Contract start date	01/04/2006
Contract end date	

16/17 Contracted general activity (UDA)	2,987
Carry forward general activity (UDA)	45
16/17 Contracted orthodontic activity (UOA)	0
Carry forward orthodontic activity (UOA)	0
Baseline contract value	£98,254.93

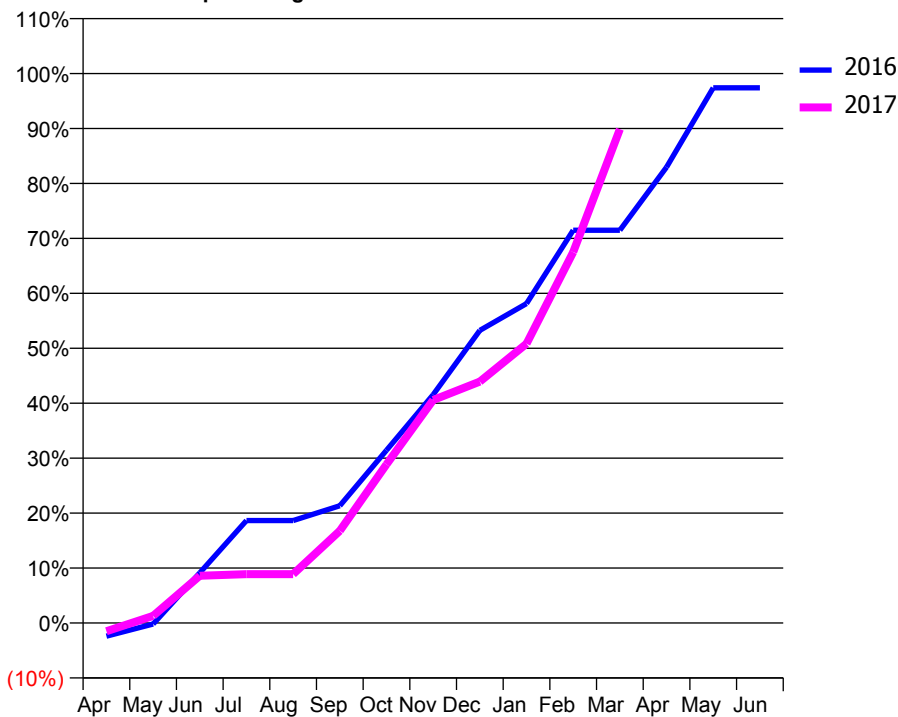
ACCESS*

Patients seen in 24 months	Total	Change since previous quarter
Quarter ending March 2016	880	
Quarter ending June 2016	932	↑
Quarter ending September 2016	869	↓
Quarter ending December 2016	859	↓
Quarter ending March 2017	892	↑
Variance since March 2016	1.4%	→



ACTIVITY

Cumulative percentage of contracted UDA delivered 2016 & 2017



Month	Adjusted Scheduled Activity (UDA)	
	2016	2017
April	-72	-45
May	-6	39
June	273	257
July	557	266
August	557	266
September	638	501
October	939	862
November	1,241	1,213
December	1,591	1,312
January	1,737	1,518
February	2,135	2,016
March	2,135	2,684
April	2,478	
May	2,909	
June	2,909	

QUALITY

	Quantity	Base Number	Contract	AT	Region	England
% of FP17s for the same patient ID Re-attending within 3 months - Children	0	0	N/A	12.9%	13.3%	12.3%
% of FP17s for the same patient ID Re-attending within 3 months - Adults	42	641	6.6%	17.6%	17.3%	16.7%
% of FP17s for the same patient ID Re-attending between 3 & 9 months - Children	0	0	N/A	56.2%	58.9%	57.6%
% of FP17s for the same patient ID Re-attending between 3 & 9 months - Adults	34	641	5.3%	49.9%	52.2%	50.1%
% of FP17s for Band 1 Urgent Courses	51	530	9.6%	10.4%	9.2%	9.1%
% of FP17s Relating to Free Repair or Replacements	0	530	0.0%	0.9%	1.0%	0.8%
% of FP17s Relating to Continuations	0	530	0.0%	1.3%	1.4%	1.2%
% of Patients satisfied with the dentistry they have received	2	2	N/A	92.1%	93.1%	92.8%
% of Patients satisfied with the time they had to wait for an appointment	2	2	N/A	88.1%	89.5%	88.7%

* This is based on patients treated on this contract for their most recent course of treatment. Figures in italics indicate the base number of FP17s or Patient Questionnaire responses are less than 100. N/A is shown where the base number of responses is less than 10 during the period. % is calculated as Quantity/Base number*100

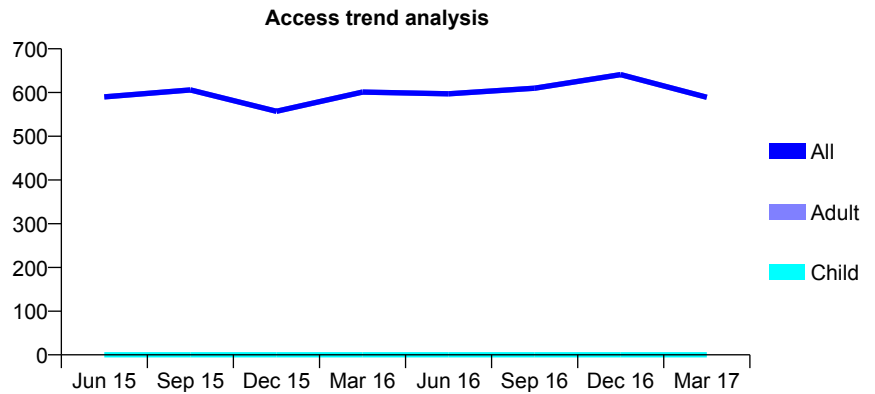
Q46 - Vital Signs At a Glance Contract Report for 935581/0004 - March 2017

Name or company name	MR MH AL-SHARKAWI
Contract type name	GDS Contract
Purpose of contract	General
Contract start date	01/05/2010
Contract end date	

16/17 Contracted general activity (UDA)	2,000
Carry forward general activity (UDA)	45
16/17 Contracted orthodontic activity (UOA)	0
Carry forward orthodontic activity (UOA)	0
Baseline contract value	£53,813.46

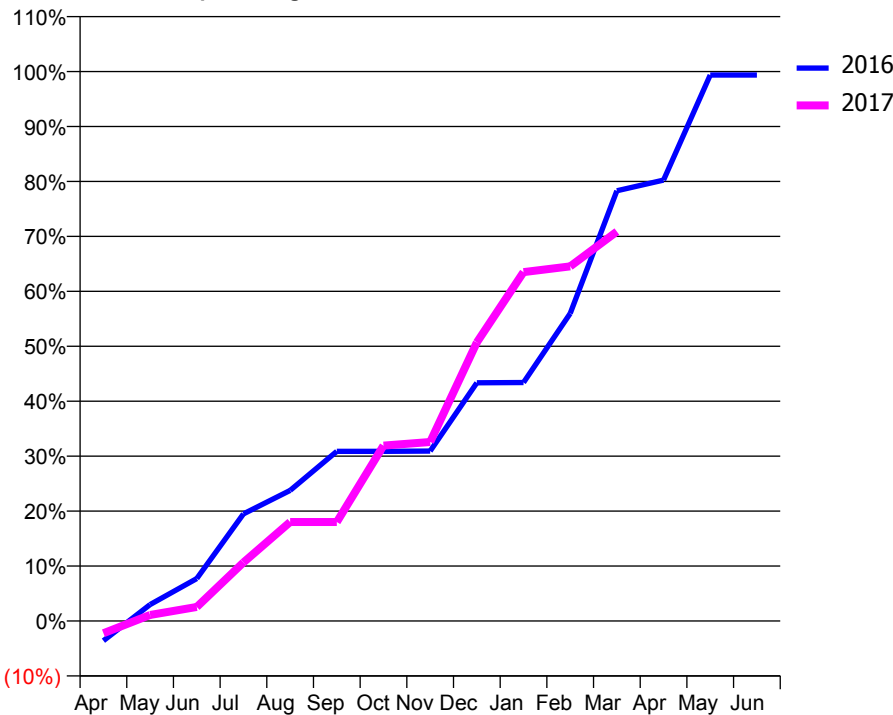
ACCESS*

Patients seen in 24 months	Total	Change since previous quarter
Quarter ending March 2016	601	
Quarter ending June 2016	597	→
Quarter ending September 2016	610	↑
Quarter ending December 2016	641	↑
Quarter ending March 2017	589	↓
Variance since March 2016	(2.0%)	↓



ACTIVITY

Cumulative percentage of contracted UDA delivered 2016 & 2017



QUALITY

	Quantity	Base Number	Contract	AT	Region	England
% of FP17s for the same patient ID Re-attending within 3 months - Children	0	0	N/A	12.9%	13.3%	12.3%
% of FP17s for the same patient ID Re-attending within 3 months - Adults	21	410	5.1%	17.6%	17.3%	16.7%
% of FP17s for the same patient ID Re-attending between 3 & 9 months - Children	0	0	N/A	56.2%	58.9%	57.6%
% of FP17s for the same patient ID Re-attending between 3 & 9 months - Adults	24	410	5.9%	49.9%	52.2%	50.1%
% of FP17s for Band 1 Urgent Courses	31	352	8.8%	10.4%	9.2%	9.1%
% of FP17s Relating to Free Repair or Replacements	0	352	0.0%	0.9%	1.0%	0.8%
% of FP17s Relating to Continuations	0	352	0.0%	1.3%	1.4%	1.2%
% of Patients satisfied with the dentistry they have received	1	1	N/A	92.1%	93.1%	92.8%
% of Patients satisfied with the time they had to wait for an appointment	1	1	N/A	88.1%	89.5%	88.7%

* This is based on patients treated on this contract for their most recent course of treatment. Figures in italics indicate the base number of FP17s or Patient Questionnaire responses are less than 100. N/A is shown where the base number of responses is less than 10 during the period. % is calculated as Quantity/Base number*100

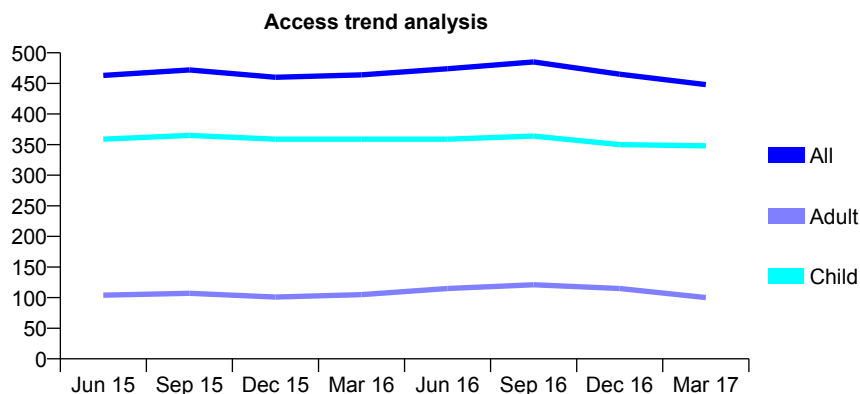
Q46 - Vital Signs At a Glance Contract Report for 951366/0001 - March 2017

Name or company name	MR T IDREES
Contract type name	GDS Contract
Purpose of contract	General
Contract start date	01/10/2009
Contract end date	

16/17 Contracted general activity (UDA)	1,140
Carry forward general activity (UDA)	-23
16/17 Contracted orthodontic activity (UOA)	0
Carry forward orthodontic activity (UOA)	0
Baseline contract value	£28,120.70

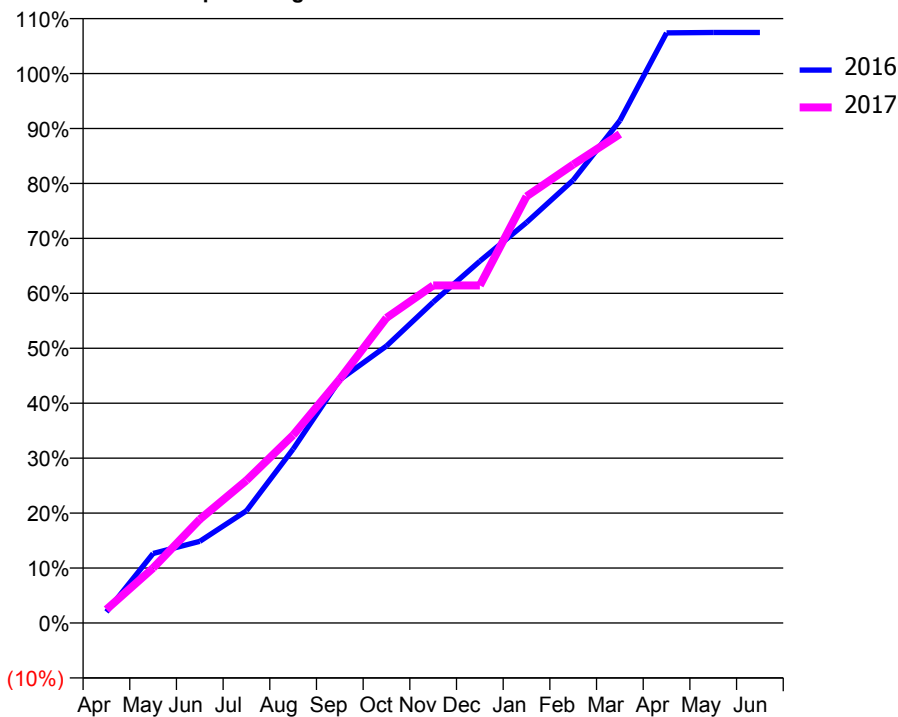
ACCESS*

Patients seen in 24 months	Total	Change since previous quarter
Quarter ending March 2016	464	
Quarter ending June 2016	474	↑
Quarter ending September 2016	485	↑
Quarter ending December 2016	465	↓
Quarter ending March 2017	448	↓
Variance since March 2016	(3.4%)	↓



ACTIVITY

Cumulative percentage of contracted UDA delivered 2016 & 2017



Month	Adjusted Scheduled Activity (UDA)	
	2016	2017
April	23	28
May	144	114
June	169	215
July	233	296
August	361	390
September	505	506
October	575	633
November	666	700
December	751	700
January	831	885
February	919	951
March	1,042	1,014
April	1,224	
May	1,225	
June	1,225	

QUALITY

	Quantity	Base Number	Contract	AT	Region	England
% of FP17s for the same patient ID Re-attending within 3 months - Children	29	557	5.2%	12.9%	13.3%	12.3%
% of FP17s for the same patient ID Re-attending within 3 months - Adults	0	67	0.0%	17.6%	17.3%	16.7%
% of FP17s for the same patient ID Re-attending between 3 & 9 months - Children	391	557	70.2%	56.2%	58.9%	57.6%
% of FP17s for the same patient ID Re-attending between 3 & 9 months - Adults	42	67	62.7%	49.9%	52.2%	50.1%
% of FP17s for Band 1 Urgent Courses	1	548	0.2%	10.4%	9.2%	9.1%
% of FP17s Relating to Free Repair or Replacements	0	548	0.0%	0.9%	1.0%	0.8%
% of FP17s Relating to Continuations	0	548	0.0%	1.3%	1.4%	1.2%
% of Patients satisfied with the dentistry they have received	0	0	N/A	92.1%	93.1%	92.8%
% of Patients satisfied with the time they had to wait for an appointment	0	0	N/A	88.1%	89.5%	88.7%

* This is based on patients treated on this contract for their most recent course of treatment. Figures in italics indicate the base number of FP17s or Patient Questionnaire responses are less than 100. N/A is shown where the base number of responses is less than 10 during the period. % is calculated as Quantity/Base number*100

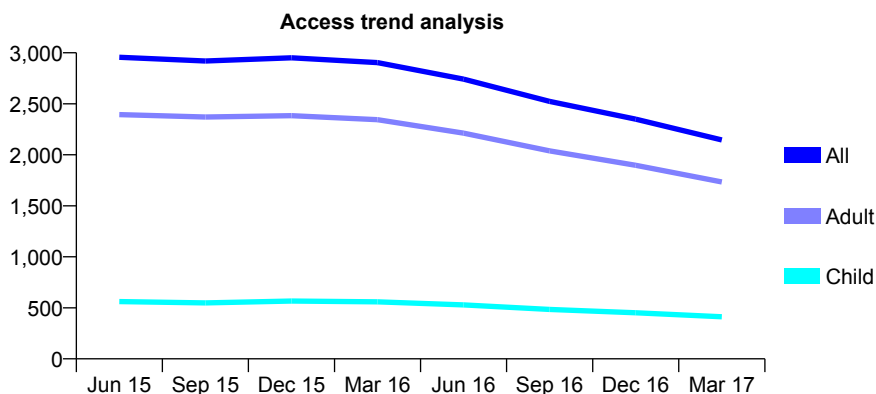
Q46 - Vital Signs At a Glance Contract Report for 951404/0001 - March 2017

Name or company name	MR L KNIGHT
Contract type name	GDS Contract
Purpose of contract	General
Contract start date	01/04/2006
Contract end date	

16/17 Contracted general activity (UDA)	7,792
Carry forward general activity (UDA)	0
16/17 Contracted orthodontic activity (UOA)	0
Carry forward orthodontic activity (UOA)	0
Baseline contract value	£188,602.27

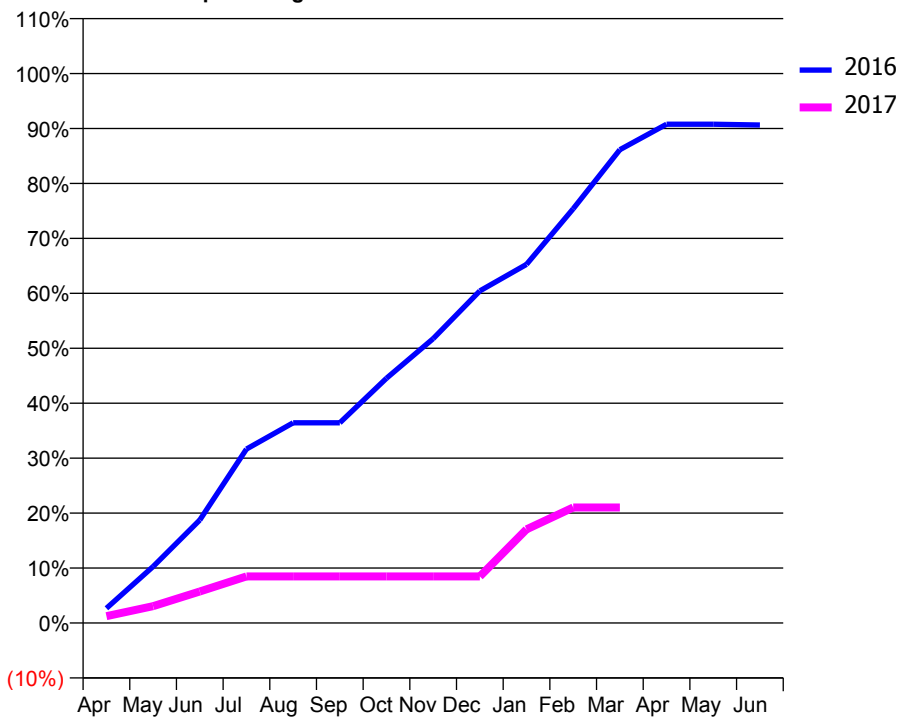
ACCESS*

Patients seen in 24 months	Total	Change since previous quarter
Quarter ending March 2016	2,904	
Quarter ending June 2016	2,742	↓
Quarter ending September 2016	2,523	↓
Quarter ending December 2016	2,350	↓
Quarter ending March 2017	2,146	↓
Variance since March 2016	(26.1%)	↓



ACTIVITY

Cumulative percentage of contracted UDA delivered 2016 & 2017



Month	Adjusted Scheduled Activity (UDA)	
	2016	2017
April	209	97
May	800	238
June	1,461	446
July	2,466	661
August	2,840	661
September	2,840	661
October	3,471	661
November	4,033	661
December	4,710	661
January	5,086	1,329
February	5,874	1,639
March	6,711	1,639
April	7,072	
May	7,072	
June	7,062	

QUALITY

	Quantity	Base Number	Contract	AT	Region	England
% of FP17s for the same patient ID Re-attending within 3 months - Children	12	185	6.5%	12.9%	13.3%	12.3%
% of FP17s for the same patient ID Re-attending within 3 months - Adults	73	773	9.4%	17.6%	17.3%	16.7%
% of FP17s for the same patient ID Re-attending between 3 & 9 months - Children	70	185	37.8%	56.2%	58.9%	57.6%
% of FP17s for the same patient ID Re-attending between 3 & 9 months - Adults	283	773	36.6%	49.9%	52.2%	50.1%
% of FP17s for Band 1 Urgent Courses	114	824	13.8%	10.4%	9.2%	9.1%
% of FP17s Relating to Free Repair or Replacements	5	824	0.6%	0.9%	1.0%	0.8%
% of FP17s Relating to Continuations	0	824	0.0%	1.3%	1.4%	1.2%
% of Patients satisfied with the dentistry they have received	2	2	N/A	92.1%	93.1%	92.8%
% of Patients satisfied with the time they had to wait for an appointment	2	2	N/A	88.1%	89.5%	88.7%

* This is based on patients treated on this contract for their most recent course of treatment. Figures in italics indicate the base number of FP17s or Patient Questionnaire responses are less than 100. N/A is shown where the base number of responses is less than 10 during the period. % is calculated as Quantity/Base number*100

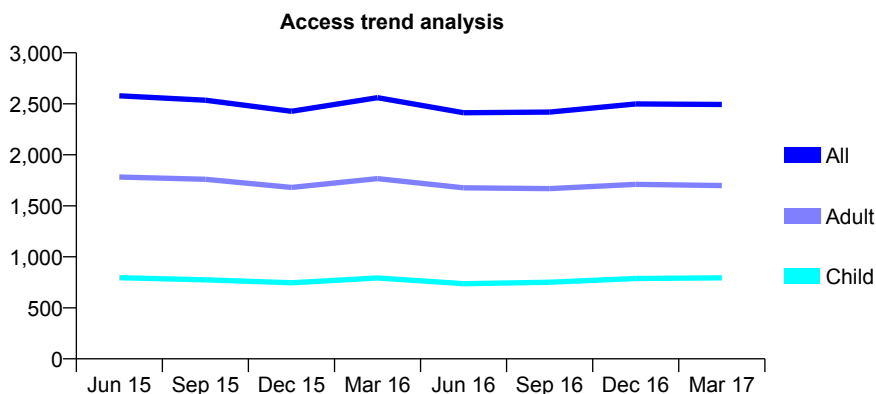
Q46 - Vital Signs At a Glance Contract Report for 959588/0001 - March 2017

Name or company name	MR A KHAN
Contract type name	GDS Contract
Purpose of contract	General
Contract start date	01/04/2006
Contract end date	

16/17 Contracted general activity (UDA)	7,081
Carry forward general activity (UDA)	-85
16/17 Contracted orthodontic activity (UOA)	0
Carry forward orthodontic activity (UOA)	0
Baseline contract value	£208,937.33

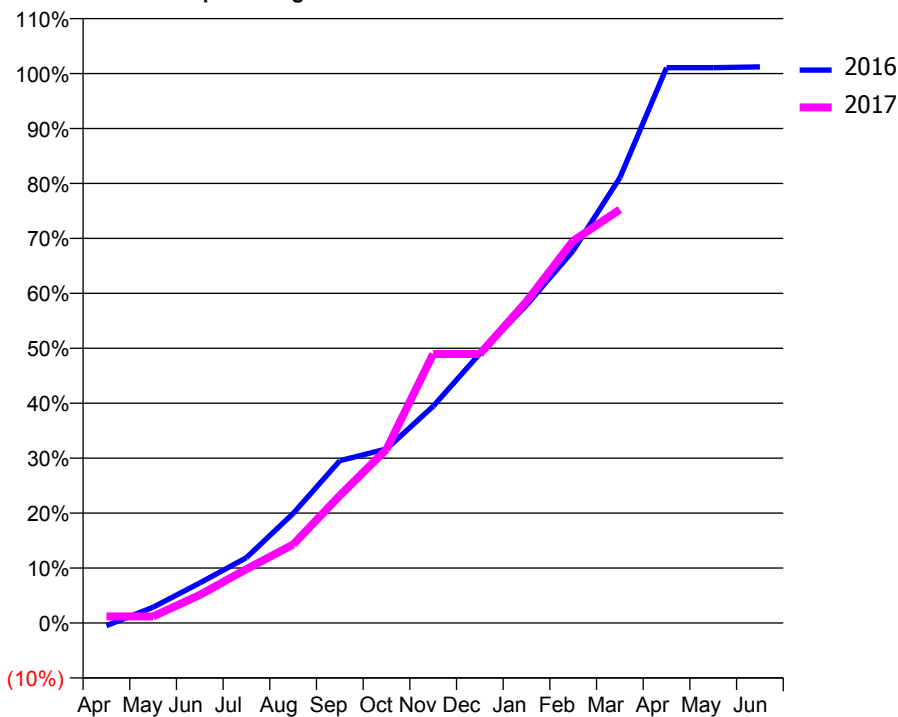
ACCESS*

Patients seen in 24 months	Total	Change since previous quarter
Quarter ending March 2016	2,560	
Quarter ending June 2016	2,413	↓
Quarter ending September 2016	2,419	→
Quarter ending December 2016	2,499	↑
Quarter ending March 2017	2,493	→
Variance since March 2016	(2.6%)	↓



ACTIVITY

Cumulative percentage of contracted UDA delivered 2016 & 2017



Month	Adjusted Scheduled Activity (UDA)	
	2016	2017
April	-36	85
May	204	85
June	517	361
July	842	694
August	1,412	1,010
September	2,092	1,644
October	2,244	2,238
November	2,793	3,467
December	3,472	3,467
January	4,098	4,145
February	4,798	4,926
March	5,738	5,328
April	7,156	
May	7,156	
June	7,166	

QUALITY

	Quantity	Base Number	Contract	AT	Region	England
% of FP17s for the same patient ID Re-attending within 3 months - Children	168	1,091	15.4%	12.9%	13.3%	12.3%
% of FP17s for the same patient ID Re-attending within 3 months - Adults	286	1,958	14.6%	17.6%	17.3%	16.7%
% of FP17s for the same patient ID Re-attending between 3 & 9 months - Children	472	1,091	43.3%	56.2%	58.9%	57.6%
% of FP17s for the same patient ID Re-attending between 3 & 9 months - Adults	710	1,958	36.3%	49.9%	52.2%	50.1%
% of FP17s for Band 1 Urgent Courses	226	2,423	9.3%	10.4%	9.2%	9.1%
% of FP17s Relating to Free Repair or Replacements	39	2,423	1.6%	0.9%	1.0%	0.8%
% of FP17s Relating to Continuations	8	2,423	0.3%	1.3%	1.4%	1.2%
% of Patients satisfied with the dentistry they have received	5	5	N/A	92.1%	93.1%	92.8%
% of Patients satisfied with the time they had to wait for an appointment	4	5	N/A	88.1%	89.5%	88.7%

* This is based on patients treated on this contract for their most recent course of treatment. Figures in italics indicate the base number of FP17s or Patient Questionnaire responses are less than 100. N/A is shown where the base number of responses is less than 10 during the period. % is calculated as Quantity/Base number*100

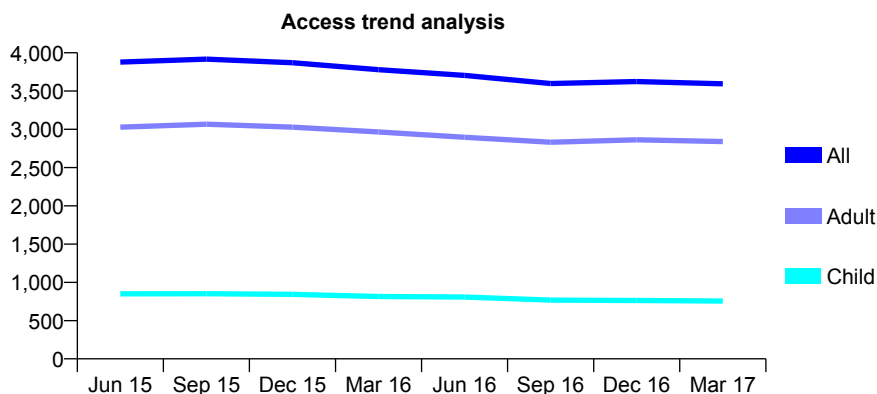
Q46 - Vital Signs At a Glance Contract Report for 959782/0003 - March 2017

Name or company name	MR J MUSA
Contract type name	GDS Contract
Purpose of contract	General
Contract start date	01/09/2013
Contract end date	

16/17 Contracted general activity (UDA)	14,431
Carry forward general activity (UDA)	-150
16/17 Contracted orthodontic activity (UOA)	0
Carry forward orthodontic activity (UOA)	0
Baseline contract value	£384,714.35

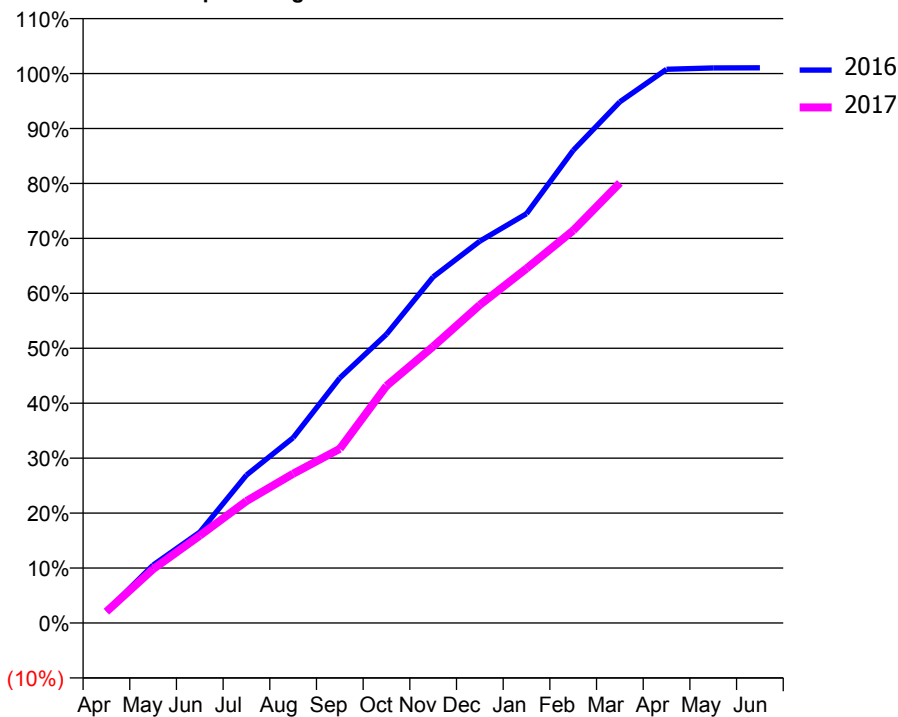
ACCESS*

Patients seen in 24 months	Total	Change since previous quarter
Quarter ending March 2016	3,780	
Quarter ending June 2016	3,704	↓
Quarter ending September 2016	3,599	↓
Quarter ending December 2016	3,624	→
Quarter ending March 2017	3,595	→
Variance since March 2016	(4.9%)	↓



ACTIVITY

Cumulative percentage of contracted UDA delivered 2016 & 2017



Month	Adjusted Scheduled Activity (UDA)	
	2016	2017
April	307	298
May	1,523	1,418
June	2,387	2,297
July	3,887	3,204
August	4,865	3,919
September	6,434	4,576
October	7,584	6,230
November	9,088	7,263
December	10,028	8,352
January	10,748	9,311
February	12,414	10,308
March	13,688	11,558
April	14,543	
May	14,578	
June	14,581	

QUALITY

	Quantity	Base Number	Contract	AT	Region	England
% of FP17s for the same patient ID Re-attending within 3 months - Children	107	1,117	9.6%	12.9%	13.3%	12.3%
% of FP17s for the same patient ID Re-attending within 3 months - Adults	897	4,391	20.4%	17.6%	17.3%	16.7%
% of FP17s for the same patient ID Re-attending between 3 & 9 months - Children	680	1,117	60.9%	56.2%	58.9%	57.6%
% of FP17s for the same patient ID Re-attending between 3 & 9 months - Adults	2,467	4,391	56.2%	49.9%	52.2%	50.1%
% of FP17s for Band 1 Urgent Courses	371	5,118	7.2%	10.4%	9.2%	9.1%
% of FP17s Relating to Free Repair or Replacements	159	5,118	3.1%	0.9%	1.0%	0.8%
% of FP17s Relating to Continuations	62	5,118	1.2%	1.3%	1.4%	1.2%
% of Patients satisfied with the dentistry they have received	2	3	N/A	92.1%	93.1%	92.8%
% of Patients satisfied with the time they had to wait for an appointment	3	3	N/A	88.1%	89.5%	88.7%

* This is based on patients treated on this contract for their most recent course of treatment. Figures in italics indicate the base number of FP17s or Patient Questionnaire responses are less than 100. N/A is shown where the base number of responses is less than 10 during the period. % is calculated as Quantity/Base number*100

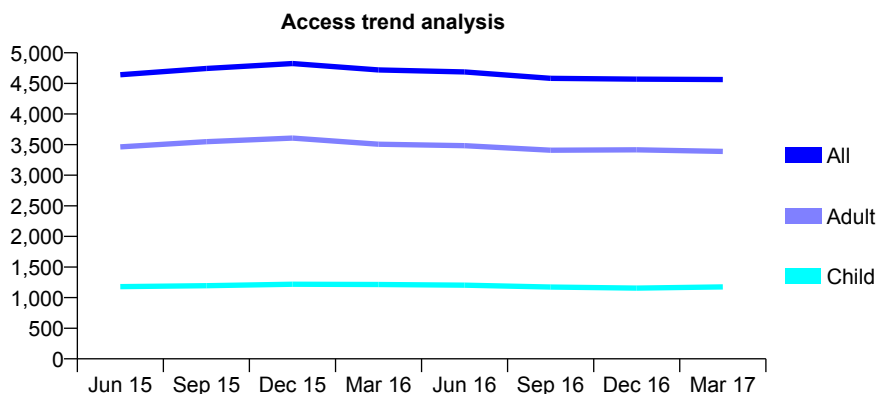
Q46 - Vital Signs At a Glance Contract Report for 959782/0004 - March 2017

Name or company name	MR J MUSA
Contract type name	GDS Contract
Purpose of contract	General
Contract start date	01/09/2013
Contract end date	

16/17 Contracted general activity (UDA)	16,900
Carry forward general activity (UDA)	1,899
16/17 Contracted orthodontic activity (UOA)	0
Carry forward orthodontic activity (UOA)	0
Baseline contract value	£410,413.80

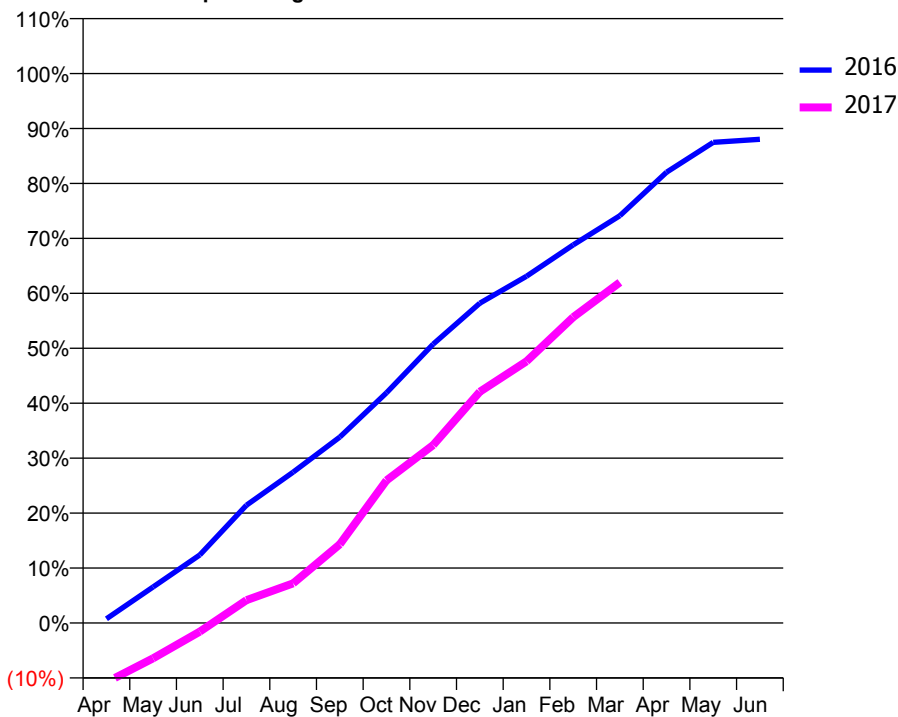
ACCESS*

Patients seen in 24 months	Total	Change since previous quarter
Quarter ending March 2016	4,721	
Quarter ending June 2016	4,687	→
Quarter ending September 2016	4,583	↓
Quarter ending December 2016	4,570	→
Quarter ending March 2017	4,564	→
Variance since March 2016	(3.3%)	↓



ACTIVITY

Cumulative percentage of contracted UDA delivered 2016 & 2017



Month	Adjusted Scheduled Activity (UDA)	
	2016	2017
April	127	-1,827
May	1,110	-1,090
June	2,093	-268
July	3,623	705
August	4,642	1,221
September	5,720	2,422
October	7,079	4,388
November	8,577	5,474
December	9,838	7,113
January	10,666	8,047
February	11,631	9,406
March	12,529	10,476
April	13,865	
May	14,784	
June	14,875	

QUALITY

	Quantity	Base Number	Contract	AT	Region	England
% of FP17s for the same patient ID Re-attending within 3 months - Children	191	1,974	9.7%	12.9%	13.3%	12.3%
% of FP17s for the same patient ID Re-attending within 3 months - Adults	928	5,708	16.3%	17.6%	17.3%	16.7%
% of FP17s for the same patient ID Re-attending between 3 & 9 months - Children	1,269	1,974	64.3%	56.2%	58.9%	57.6%
% of FP17s for the same patient ID Re-attending between 3 & 9 months - Adults	3,581	5,708	62.7%	49.9%	52.2%	50.1%
% of FP17s for Band 1 Urgent Courses	486	6,557	7.4%	10.4%	9.2%	9.1%
% of FP17s Relating to Free Repair or Replacements	136	6,557	2.1%	0.9%	1.0%	0.8%
% of FP17s Relating to Continuations	59	6,557	0.9%	1.3%	1.4%	1.2%
% of Patients satisfied with the dentistry they have received	10	10	100.0%	92.1%	93.1%	92.8%
% of Patients satisfied with the time they had to wait for an appointment	10	10	100.0%	88.1%	89.5%	88.7%

* This is based on patients treated on this contract for their most recent course of treatment. Figures in italics indicate the base number of FP17s or Patient Questionnaire responses are less than 100. N/A is shown where the base number of responses is less than 10 during the period. % is calculated as Quantity/Base number*100

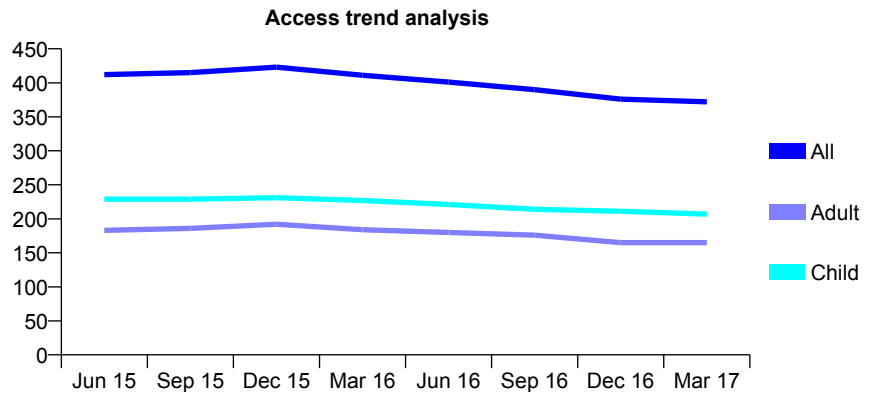
Q46 - Vital Signs At a Glance Contract Report for 960888/0001 - March 2017

Name or company name	MR SW ANDERTON
Contract type name	GDS Contract
Purpose of contract	General
Contract start date	01/12/2007
Contract end date	

16/17 Contracted general activity (UDA)	1,700
Carry forward general activity (UDA)	0
16/17 Contracted orthodontic activity (UOA)	0
Carry forward orthodontic activity (UOA)	0
Baseline contract value	£35,370.63

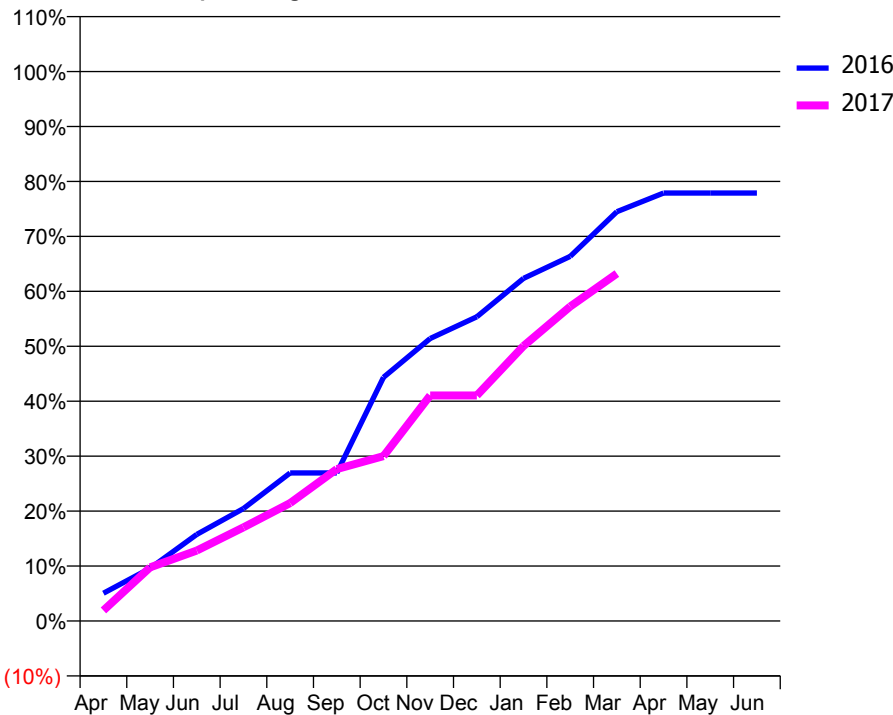
ACCESS*

Patients seen in 24 months	Total	Change since previous quarter
Quarter ending March 2016	411	
Quarter ending June 2016	401	↓
Quarter ending September 2016	390	↓
Quarter ending December 2016	376	↓
Quarter ending March 2017	372	↓
Variance since March 2016	(9.5%)	↓



ACTIVITY

Cumulative percentage of contracted UDA delivered 2016 & 2017



Month	Adjusted Scheduled Activity (UDA)	
	2016	2017
April	86	33
May	163	166
June	268	218
July	348	290
August	458	365
September	458	470
October	754	510
November	874	698
December	941	698
January	1,060	851
February	1,128	973
March	1,266	1,075
April	1,324	
May	1,324	
June	1,324	

QUALITY

	Quantity	Base Number	Contract	AT	Region	England
% of FP17s for the same patient ID Re-attending within 3 months - Children	13	388	3.4%	12.9%	13.3%	12.3%
% of FP17s for the same patient ID Re-attending within 3 months - Adults	13	199	6.5%	17.6%	17.3%	16.7%
% of FP17s for the same patient ID Re-attending between 3 & 9 months - Children	314	388	80.9%	56.2%	58.9%	57.6%
% of FP17s for the same patient ID Re-attending between 3 & 9 months - Adults	151	199	75.9%	49.9%	52.2%	50.1%
% of FP17s for Band 1 Urgent Courses	0	547	0.0%	10.4%	9.2%	9.1%
% of FP17s Relating to Free Repair or Replacements	0	547	0.0%	0.9%	1.0%	0.8%
% of FP17s Relating to Continuations	0	547	0.0%	1.3%	1.4%	1.2%
% of Patients satisfied with the dentistry they have received	0	0	N/A	92.1%	93.1%	92.8%
% of Patients satisfied with the time they had to wait for an appointment	0	0	N/A	88.1%	89.5%	88.7%

* This is based on patients treated on this contract for their most recent course of treatment. Figures in italics indicate the base number of FP17s or Patient Questionnaire responses are less than 100. N/A is shown where the base number of responses is less than 10 during the period. % is calculated as Quantity/Base number*100

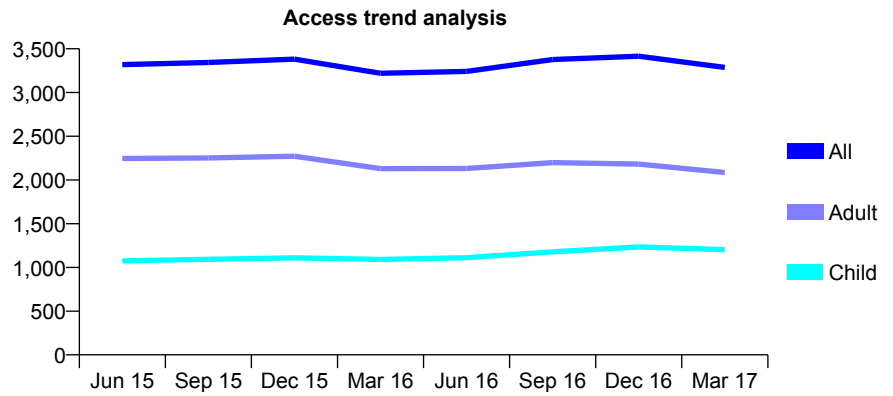
Q46 - Vital Signs At a Glance Contract Report for 962872/0001 - March 2017

Name or company name	MR SC LI
Contract type name	GDS Contract
Purpose of contract	General
Contract start date	01/10/2011
Contract end date	

16/17 Contracted general activity (UDA)	10,303
Carry forward general activity (UDA)	291
16/17 Contracted orthodontic activity (UOA)	0
Carry forward orthodontic activity (UOA)	0
Baseline contract value	£365,508.24

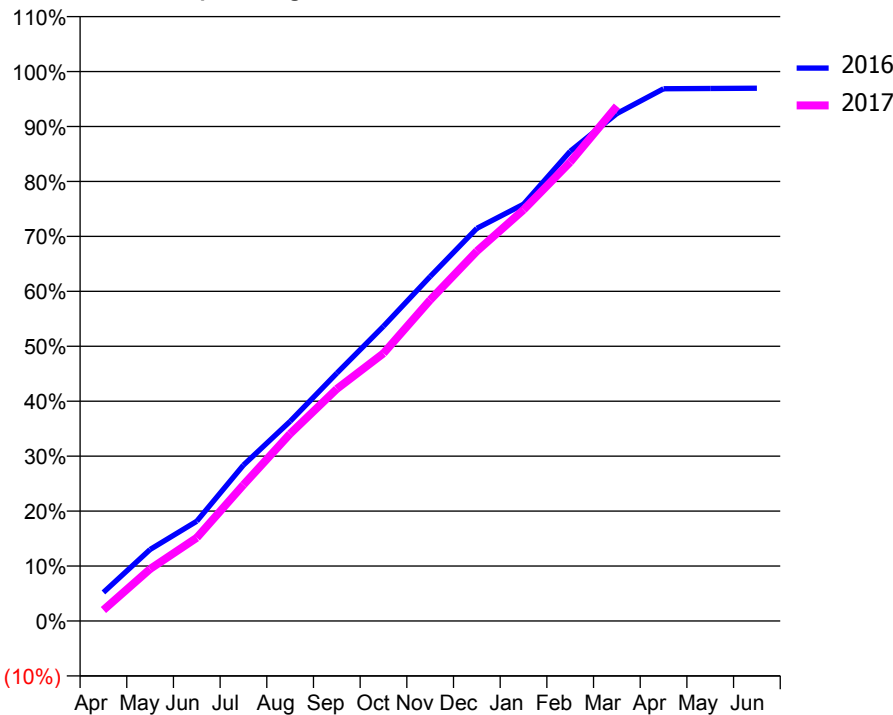
ACCESS*

Patients seen in 24 months	Total	Change since previous quarter
Quarter ending March 2016	3,220	
Quarter ending June 2016	3,242	→
Quarter ending September 2016	3,377	↑
Quarter ending December 2016	3,416	→
Quarter ending March 2017	3,288	↓
Variance since March 2016	2.1%	↑



ACTIVITY

Cumulative percentage of contracted UDA delivered 2016 & 2017



Month	Adjusted Scheduled Activity (UDA)	
	2016	2017
April	535	207
May	1,341	977
June	1,873	1,560
July	2,924	2,553
August	3,743	3,512
September	4,646	4,352
October	5,526	5,020
November	6,460	6,019
December	7,361	6,935
January	7,815	7,709
February	8,807	8,604
March	9,514	9,655
April	9,979	
May	9,983	
June	9,988	

QUALITY

	Quantity	Base Number	Contract	AT	Region	England
% of FP17s for the same patient ID Re-attending within 3 months - Children	196	2,012	9.7%	12.9%	13.3%	12.3%
% of FP17s for the same patient ID Re-attending within 3 months - Adults	454	3,346	13.6%	17.6%	17.3%	16.7%
% of FP17s for the same patient ID Re-attending between 3 & 9 months - Children	1,115	2,012	55.4%	56.2%	58.9%	57.6%
% of FP17s for the same patient ID Re-attending between 3 & 9 months - Adults	1,875	3,346	56.0%	49.9%	52.2%	50.1%
% of FP17s for Band 1 Urgent Courses	469	5,182	9.1%	10.4%	9.2%	9.1%
% of FP17s Relating to Free Repair or Replacements	32	5,182	0.6%	0.9%	1.0%	0.8%
% of FP17s Relating to Continuations	10	5,182	0.2%	1.3%	1.4%	1.2%
% of Patients satisfied with the dentistry they have received	3	3	N/A	92.1%	93.1%	92.8%
% of Patients satisfied with the time they had to wait for an appointment	2	3	N/A	88.1%	89.5%	88.7%

* This is based on patients treated on this contract for their most recent course of treatment. Figures in italics indicate the base number of FP17s or Patient Questionnaire responses are less than 100. N/A is shown where the base number of responses is less than 10 during the period. % is calculated as Quantity/Base number*100

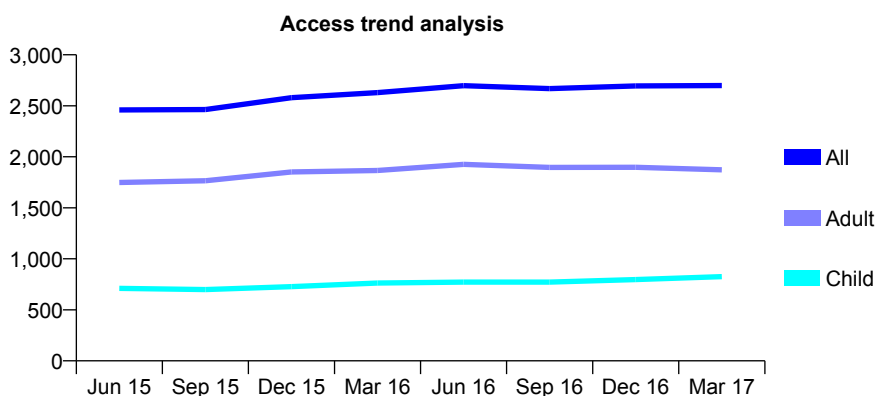
Q46 - Vital Signs At a Glance Contract Report for 967378/0001 - March 2017

Name or company name	MRS A VITKUNIENE
Contract type name	GDS Contract
Purpose of contract	General
Contract start date	01/04/2006
Contract end date	

16/17 Contracted general activity (UDA)	8,185
Carry forward general activity (UDA)	21
16/17 Contracted orthodontic activity (UOA)	0
Carry forward orthodontic activity (UOA)	0
Baseline contract value	£218,679.58

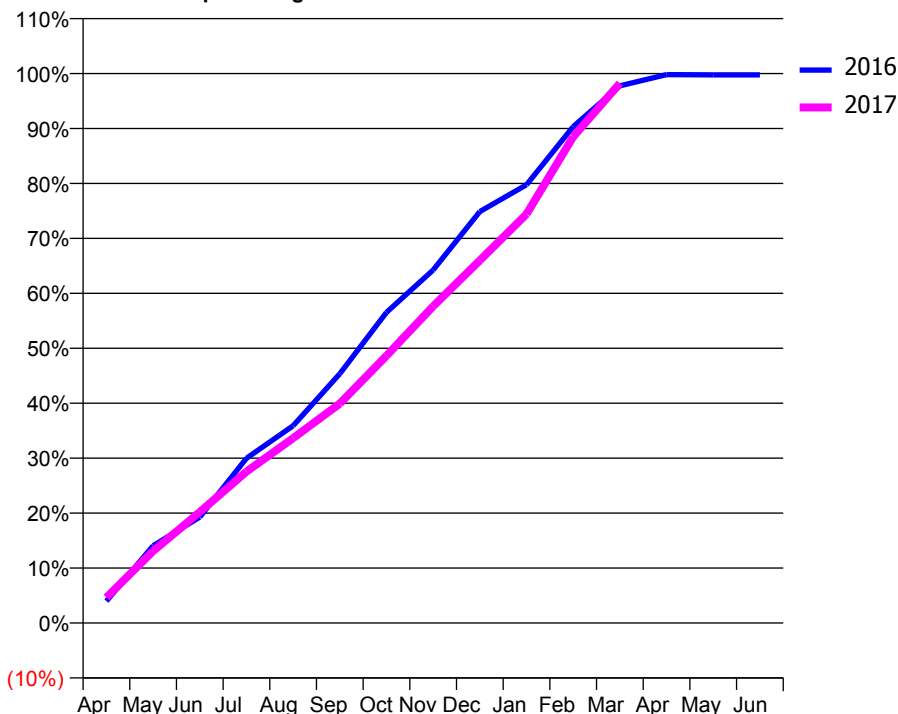
ACCESS*

Patients seen in 24 months	Total	Change since previous quarter
Quarter ending March 2016	2,629	
Quarter ending June 2016	2,698	↑
Quarter ending September 2016	2,668	↓
Quarter ending December 2016	2,695	→
Quarter ending March 2017	2,699	→
Variance since March 2016	2.7%	↑



ACTIVITY

Cumulative percentage of contracted UDA delivered 2016 & 2017



Month	Adjusted Scheduled Activity (UDA)	
	2016	2017
April	327	380
May	1,151	1,071
June	1,578	1,653
July	2,455	2,256
August	2,938	2,753
September	3,713	3,269
October	4,626	3,981
November	5,258	4,718
December	6,128	5,401
January	6,528	6,090
February	7,394	7,244
March	8,001	8,039
April	8,169	
May	8,164	
June	8,164	

QUALITY

	Quantity	Base Number	Contract	AT	Region	England
% of FP17s for the same patient ID Re-attending within 3 months - Children	112	888	12.6%	12.9%	13.3%	12.3%
% of FP17s for the same patient ID Re-attending within 3 months - Adults	411	1,978	20.8%	17.6%	17.3%	16.7%
% of FP17s for the same patient ID Re-attending between 3 & 9 months - Children	266	888	30.0%	56.2%	58.9%	57.6%
% of FP17s for the same patient ID Re-attending between 3 & 9 months - Adults	522	1,978	26.4%	49.9%	52.2%	50.1%
% of FP17s for Band 1 Urgent Courses	645	2,802	23.0%	10.4%	9.2%	9.1%
% of FP17s Relating to Free Repair or Replacements	16	2,802	0.6%	0.9%	1.0%	0.8%
% of FP17s Relating to Continuations	11	2,802	0.4%	1.3%	1.4%	1.2%
% of Patients satisfied with the dentistry they have received	2	2	N/A	92.1%	93.1%	92.8%
% of Patients satisfied with the time they had to wait for an appointment	1	2	N/A	88.1%	89.5%	88.7%

* This is based on patients treated on this contract for their most recent course of treatment. Figures in italics indicate the base number of FP17s or Patient Questionnaire responses are less than 100. N/A is shown where the base number of responses is less than 10 during the period. % is calculated as Quantity/Base number*100

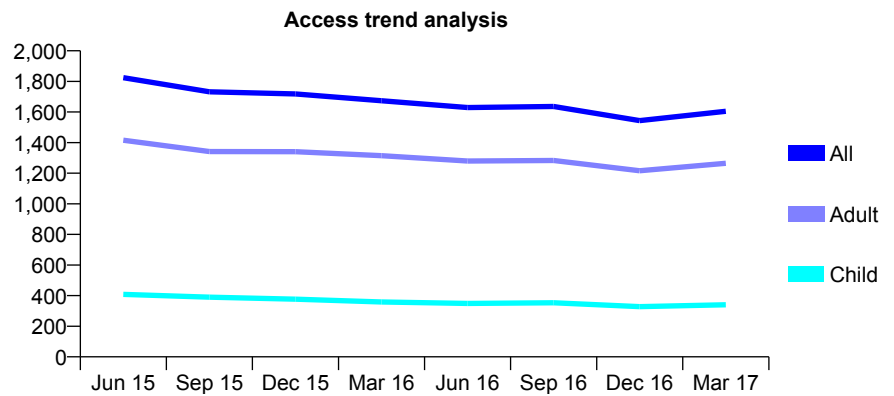
Q46 - Vital Signs At a Glance Contract Report for 982830/0001 - March 2017

Name or company name	MR GT BENNETT
Contract type name	GDS Contract
Purpose of contract	General
Contract start date	01/04/2006
Contract end date	

16/17 Contracted general activity (UDA)	6,562
Carry forward general activity (UDA)	807
16/17 Contracted orthodontic activity (UOA)	0
Carry forward orthodontic activity (UOA)	0
Baseline contract value	£162,220.68

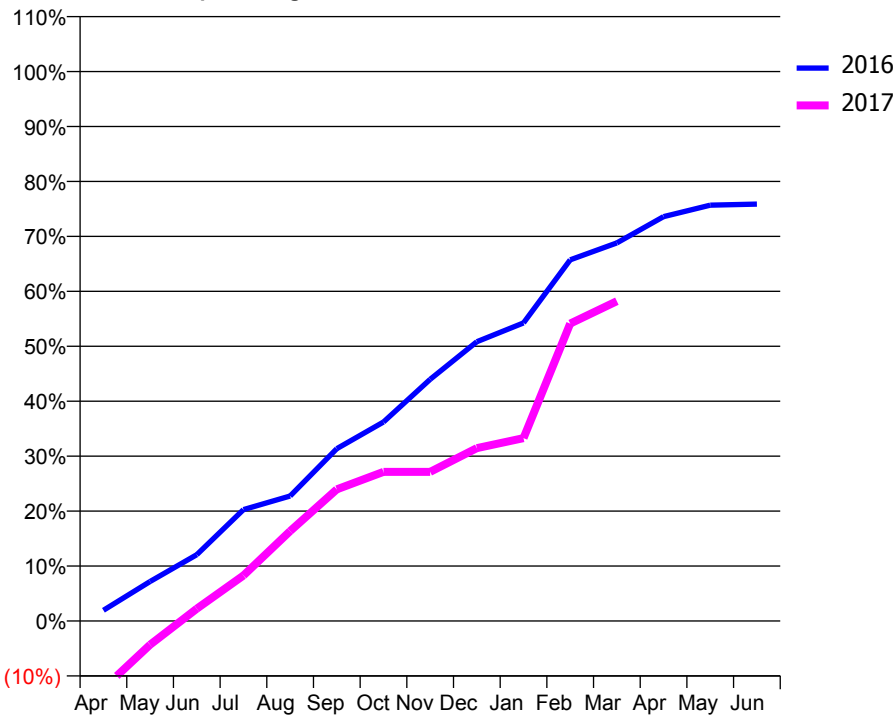
ACCESS*

Patients seen in 24 months	Total	Change since previous quarter
Quarter ending March 2016	1,674	
Quarter ending June 2016	1,629	↓
Quarter ending September 2016	1,636	→
Quarter ending December 2016	1,544	↓
Quarter ending March 2017	1,605	↑
Variance since March 2016	(4.1%)	↓



ACTIVITY

Cumulative percentage of contracted UDA delivered 2016 & 2017



Month	Adjusted Scheduled Activity (UDA)	
	2016	2017
April	127	-807
May	472	-284
June	792	147
July	1,330	544
August	1,493	1,074
September	2,058	1,573
October	2,376	1,781
November	2,886	1,781
December	3,335	2,064
January	3,559	2,184
February	4,313	3,552
March	4,515	3,820
April	4,829	
May	4,965	
June	4,978	

QUALITY

	Quantity	Base Number	Contract	AT	Region	England
% of FP17s for the same patient ID Re-attending within 3 months - Children	25	345	7.2%	12.9%	13.3%	12.3%
% of FP17s for the same patient ID Re-attending within 3 months - Adults	194	1,318	14.7%	17.6%	17.3%	16.7%
% of FP17s for the same patient ID Re-attending between 3 & 9 months - Children	112	345	32.5%	56.2%	58.9%	57.6%
% of FP17s for the same patient ID Re-attending between 3 & 9 months - Adults	347	1,318	26.3%	49.9%	52.2%	50.1%
% of FP17s for Band 1 Urgent Courses	166	1,489	11.1%	10.4%	9.2%	9.1%
% of FP17s Relating to Free Repair or Replacements	18	1,489	1.2%	0.9%	1.0%	0.8%
% of FP17s Relating to Continuations	34	1,489	2.3%	1.3%	1.4%	1.2%
% of Patients satisfied with the dentistry they have received	2	2	N/A	92.1%	93.1%	92.8%
% of Patients satisfied with the time they had to wait for an appointment	2	2	N/A	88.1%	89.5%	88.7%

* This is based on patients treated on this contract for their most recent course of treatment. Figures in italics indicate the base number of FP17s or Patient Questionnaire responses are less than 100. N/A is shown where the base number of responses is less than 10 during the period. % is calculated as Quantity/Base number*100

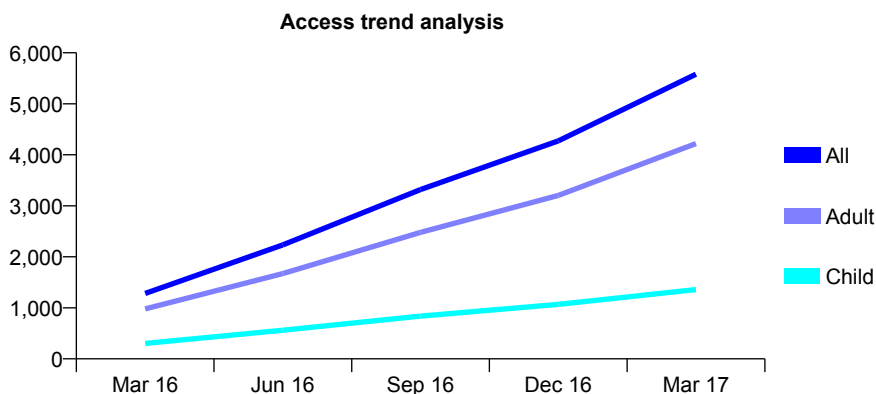
Q46 - Vital Signs At a Glance Contract Report for 990744/0002 - March 2017

Name or company name	MR SF AHMED
Contract type name	GDS Contract
Purpose of contract	General
Contract start date	01/01/2016
Contract end date	

16/17 Contracted general activity (UDA)	23,529
Carry forward general activity (UDA)	441
16/17 Contracted orthodontic activity (UOA)	0
Carry forward orthodontic activity (UOA)	0
Baseline contract value	£791,645.29

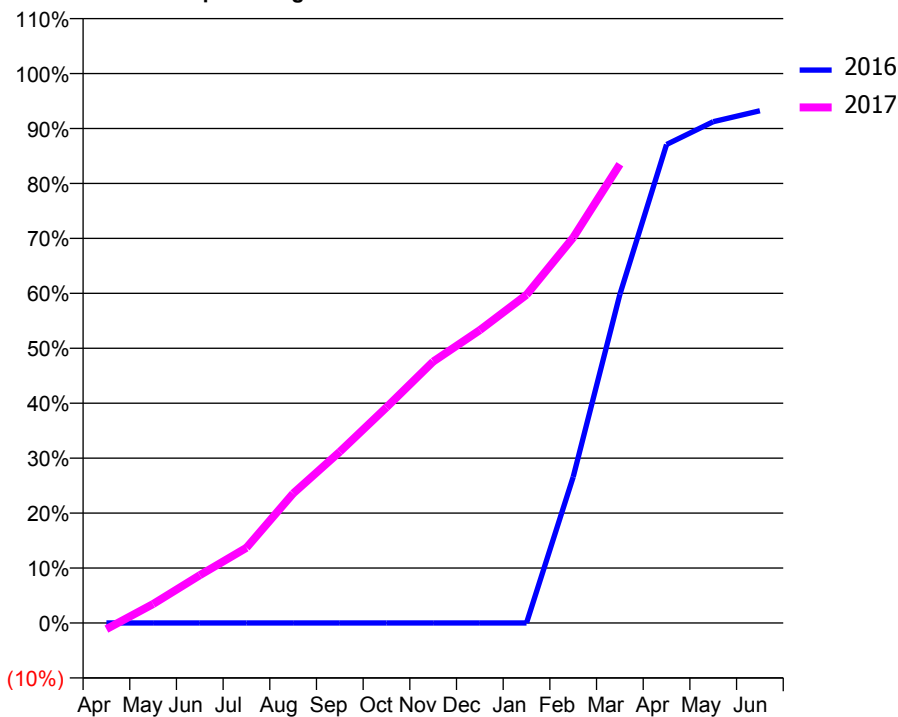
ACCESS*

Patients seen in 24 months	Total	Change since previous quarter
Quarter ending March 2016	1,282	
Quarter ending June 2016	2,234	↑
Quarter ending September 2016	3,319	↑
Quarter ending December 2016	4,272	↑
Quarter ending March 2017	5,581	↑
Variance since March 2016	335.3%	↑



ACTIVITY

Cumulative percentage of contracted UDA delivered 2016 & 2017



Adjusted Scheduled Activity (UDA)

Month	2016	2017
April	0	-267
May	0	816
June	0	2,045
July	0	3,224
August	0	5,545
September	0	7,337
October	0	9,238
November	0	11,192
December	0	12,543
January	0	14,053
February	1,555	16,503
March	3,499	19,644
April	5,095	
May	5,336	
June	5,453	

QUALITY

	Quantity	Base Number	Contract	AT	Region	England
% of FP17s for the same patient ID Re-attending within 3 months - Children	119	1,612	7.4%	12.9%	13.3%	12.3%
% of FP17s for the same patient ID Re-attending within 3 months - Adults	550	4,968	11.1%	17.6%	17.3%	16.7%
% of FP17s for the same patient ID Re-attending between 3 & 9 months - Children	223	1,612	13.8%	56.2%	58.9%	57.6%
% of FP17s for the same patient ID Re-attending between 3 & 9 months - Adults	694	4,968	14.0%	49.9%	52.2%	50.1%
% of FP17s for Band 1 Urgent Courses	347	5,915	5.9%	10.4%	9.2%	9.1%
% of FP17s Relating to Free Repair or Replacements	28	5,915	0.5%	0.9%	1.0%	0.8%
% of FP17s Relating to Continuations	30	5,915	0.5%	1.3%	1.4%	1.2%
% of Patients satisfied with the dentistry they have received	4	5	N/A	92.1%	93.1%	92.8%
% of Patients satisfied with the time they had to wait for an appointment	2	5	N/A	88.1%	89.5%	88.7%

* This is based on patients treated on this contract for their most recent course of treatment. Figures in italics indicate the base number of FP17s or Patient Questionnaire responses are less than 100. N/A is shown where the base number of responses is less than 10 during the period. % is calculated as Quantity/Base number*100